



HOCKEY

University of Minnesota 2011-12

5-Time National Champions | 19 Frozen Four Berths | 32 NCAA Tournament Appearances

**2011-12 TEAM INFORMATION**

2011-12 Information	2
2011-12 Schedule	3
2011-12 Roster	4

PLAYER PROFILES

Mark Alt	5
Seth Ambroz	6
Nick Bjugstad	7
Travis Boyd	9
Zach Budish	10
Nate Condon	12
Jake Hansen	13
Erik Haula	15
Seth Helgeson	17
Justin Holl	18
Christian Isackson	19
Jake Kremer	20
Jared Larson	21
Nick Larson	22
Ben Marshall	24
Taylor Matson	25
Joe Miller	27
Jake Parenteau	28
Kent Patterson	29
Kyle Rau	31
Nico Sacchetti	32
Nate Schmidt	34
Tom Serratore	35
Michael Shibrowski	36
Chris Student	37
Blake Thompson	38
Sam Warning	39

COACHING STAFF

Head Coach Don Lucia	40
Associate Head Coach Mike Guentzel	46
Assistant Coach Grant Potulny	48
Director of Hockey Operations Mark Bahr	49
Volunteer Goalie Coach Justin Johnson	49
Support Staff	50

SEASON REVIEW

2010-11 Results	52
2010-11 Team Statistics	53
2010-11 Overall/WCHA Statistics	54
2010-11 Game Summaries	56

HISTORY

NCAA Tournament History	70
1974 National Champions	74
1976 National Champions	75
1979 National Champions	76
2002 National Champions	77
2003 National Champions	78
WCHA Postseason History	79
All-WCHA Golden Gophers	81
WCHA Final Five History	83
College Hockey Showcase History	82
Dodge Holiday Classic History	86
Coaching History	90
John Mariucci	91
John Mayasich	92
Hobey Baker Award Winners	93
All-Americans	96
All-Time Captains	97
Team Awards	98
All-Time Letterwinners	100
All-Time Numbers	110
All-Time NHL Roster	115
All-Time NHL Entry Draft	122
All-Time Team USA Roster	126
1980 Miracle On Ice	130

RECORDS

Career Records	130
Season Records	132
Season Scoring Leaders	134
100-Point Golden Gophers	135
50-Goal Golden Gophers	136
75-Assist Golden Gophers	136
One Point-Per-Game Golden Gophers	137
Goaltender Records	138
Game Records	140
Milestones/Miscellaneous Records	141
All-Time Shutouts	143
Team Records	145
All-Time Opponent Records	148
Year-By-Year Records	150
Year-By-Year Scores	151
Records by Twin Cities Arena	184

MEDIA/ADMINISTRATION

Twin Cities Media Outlets	186
Media Information	187
Administration	188

CREDITS

Editors: Paul Rovnak, Jake Ford
Design and Layout: Jeff Keiser
Photography: Eric Miller, Jerry Lee, Jim Rosvold, Christopher Mitchell, Craig Lassig.

Printing: University of Minnesota
 Printing Services

Special thanks to Bob Swoverland and the staff at University of Minnesota Printing Services

© 2011 University of Minnesota Intercollegiate Athletics. The information contained in this publication was compiled by the University of Minnesota Intercollegiate Athletics Communications office and is provided as a courtesy to our fans and the media and may be used for personal or editorial purposes only. Any commercial use of this information is prohibited without the consent of University of Minnesota Intercollegiate Athletics.

ATHLETIC COMMUNICATIONS CONTACT INFORMATION

**Asst. Athletic Communications Director/
 Men's Hockey Contact:** Paul Rovnak
Office Phone: (612) 625-9379
Mobile Phone: (651) 592-5741
Email: psrovnak@umn.edu
Fax: (612) 625-0359
Web site: www.gophersports.com

Office Phone (612) 625-4090
Office Fax (612) 625-0359
Website www.gophersports.com
Email gophers@umn.edu

Mailing Address

Athletic Communications
 University of Minnesota
 244 Bierman Field Athletic Building
 516 15th Avenue SE
 Minneapolis, Minn. 55455

GOPHER RADIO NETWORK

General Manager Greg Gerlach
Play-by-Play Wally Shaver
Analyst Frank Mazzocco

**GOLDEN GOPHER ATHLETICS MISSION STATEMENT**

To serve as a window to the University, in an environment of integrity and equity, that enables student-athletes to achieve excellence in their academic and athletic pursuits.

The University of Minnesota is committed to the policy that all persons shall have equal access to its programs, facilities and employment without regard to race, religion, color, sex, national origin, handicap, age, veteran status or sexual orientation.

2011-12 QUICK FACTS

UNIVERSITY INFORMATION

Location: Minneapolis, Minnesota

Enrollment: 50,067

Founded: 1851

President: Eric Kaler

Nickname: Golden Gophers

Colors: Maroon and Gold

Athletic Director: Joel Maturi

Athletic Department Phone: (612) 624-4497

STAFF INFORMATION

Head Coach: Don Lucia

Alma Mater/Year: Notre Dame / 1981

Office Phone: (612) 625-2886

Record at School/Years: 290-159-53 / 12 years

Overall College Record/Years: 569-314-82 / 24 years

Associate Head Coach: Mike Guentzel

Alma Mater/Year: Minnesota / 1987

Assistant Coach: Grant Potulny

Alma Mater/Year: Minnesota / 2004

Hockey Trainer: Jeff Winslow

Hockey Equipment Coordinator: Lee Greseth

ATHLETIC COMMUNICATIONS

Hockey Athletic Communications Director: Paul Rovnak

Office Phone: (612) 625-9379

Cell Phone: (651) 592-5741

E-Mail Address: psrovnak@umn.edu

Media Relations Fax: (612) 625-0359

Athletic Department Website: gophersports.com

TEAM INFORMATION

Home Arena (capacity/year opened): Mariucci Arena

(10,000/1993)

Rink Dimensions: 200 x 100

Arena Press Box Phone: (612) 626-0844

2010-11 Overall Record: 16-14-6

2010-11 Conference Record/Place: 13-10-5 / 5th

2010-11 Postseason: WCHA First Round Playoffs

2011-12 Team Captain: Taylor Matson

Players Returning: 19 total – 11 F, 6 D, 2 G

Players Lost: 9 total – 5 F, 3 D, 1 G

Newcomers: 8 total – 5 F, 2 D, 1 G

First Year of Competition: 1921

National Titles: 5 (1974-76-79-2002-03)

All-Time Record: 1627-928-170 (90 seasons)

GOPHER STAT BREAKDOWN

Scoring	2010-11	Returning	Lost	% Returning
Goals	113	59	54	52.2
Assists	181	89	92	49.2
Points	294	148	146	50.3
Shots	1,229	644	585	52.4

Penalties	2010-11	Returning	Lost	% Returning
Penalties	227	137	90	60.3
PIM	528	323	205	61.2
PPG	33	14	19	42.4
SHG	4	3	1	75.0

Goaltending	2010-11	Returning	Lost	% Returning
Wins	16	14	2	87.5
Saves	1,064	833	231	78.3
Minutes	2,190	1,737	454	79.3
Shutouts	0	0	0	NA

RETURNING LEADERS

Goals	Jake Hansen11
Assists	Erik Haula18
Points	Erik Haula24
Shots	Erik Haula112
Shot % (min 10 shots)	Taylor Matson16.4
+/-	Erik Haula+10
Penalties	Seth Helgeson25
PIM	Seth Helgeson66
Power-Play Goals	Jake Hansen6
Shorthanded Goals	Nick Bjugstad2
Game-Winning Goals	Nico Sacchetti/Taylor Matson2
Goals-Against Ave. (500 min.)	Kent Patterson2.49
Saves Percentage (500 min.)	Kent Patterson920

ATHLETICS ADMINISTRATION

Position	Name (Alma Mater, Year)
Athletics Director	Joel Maturi (Notre Dame, 1967)
Sr. Assoc. Athletics Director/SWA	Regina Sullivan (Yale, 1983)
Assoc. Athletics Director	David Crum (Concordia College, 1989)
Assoc. Athletics Director	Scott Ellison (North Dakota, 1982)
Assoc. Athletics Director	Jason LaFrenz (UW-Eau Claire, 1989)
Assoc. Athletics Director	Marc Ryan (Moorhead State, 1984)
Director of Athletic Compliance	J.T. Bruett (Minnesota, 1988)
Director of McNamara Academic Center	Lynn Holleran (Beloit, 1986)

ATHLETIC COMMUNICATIONS

Position	Name (Alma Mater, Year)
Director of Athletic Communications	Garry Bowman (San Diego State, 1996)
Associate Director	Andy Seeley (NW Missouri State, 1994)
Associate Director	Matt Slieter (Minnesota, 1999)
Assistant Director/Publications	Sara Berhow (Minnesota, 1998)
Assistant Director	Paul Rovnak (Ohio State, 2001)
Assistant Director	Michelle Traen (Minnesota State, 1999)
Assistant Director	Sarah Turcotte (UW Superior, 2006)
Assistant	Cory Hall (Central College, 2010)
Assistant	Michael Levy (Northern Michigan, 2010)

2011-12 MINNESOTA SCHEDULE

DATE	OPPONENT	TIME	TV	RADIO
Oct. 2	BRITISH COLUMBIA (exh.)	7:00 p.m.		
Oct. 7	SACRED HEART*	7:00 p.m.	FSN	ESPN 1500
Oct. 8	SACRED HEART*	7:00 p.m.		ESPN 1500
Oct. 14	at Minnesota Duluth	7:00 p.m.	FSN	ESPN 1500
Oct. 15	at Minnesota Duluth	7:00 p.m.	FSN	ESPN 1500
Oct. 21	VERMONT*	6:00 p.m.	FSN	ESPN 1500
Oct. 23	VERMONT*	1:00 p.m.	FSN	ESPN 1500
Oct. 28	at Alaska Anchorage	10:00 p.m.		ESPN 1500
Oct. 29	at Alaska Anchorage	10:00 p.m.		ESPN 1500
Nov. 4	NORTH DAKOTA	7:00 p.m.	FSN	ESPN 1500
Nov. 5	NORTH DAKOTA	7:30 p.m.	BTN	ESPN 1500
Nov. 11	at Wisconsin	7:00 p.m.	FSN	KNOF 95.3 FM
Nov. 12	at Wisconsin	7:00 p.m.	BTN	ESPN 1500
Nov. 18	at St. Cloud State	7:30 p.m.	FSN	ESPN 1500
Nov. 19	ST. CLOUD STATE	7:00 p.m.	FSN	ESPN 1500
Nov. 25	at Michigan State*	6:00 p.m.	FSN	ESPN 1500
Nov. 26	at Michigan State*	6:00 p.m.	FSN	ESPN 1500
Dec. 2	MINNESOTA STATE	7:00 p.m.	FSN	ESPN 1500
Dec. 3	MINNESOTA STATE	7:00 p.m.	FSN	ESPN 1500
Dec. 9	MICHIGAN TECH	7:00 p.m.	FSN	ESPN 1500
Dec. 10	MICHIGAN TECH	8:00 p.m.	FSN	ESPN 1500
MARIUCCI CLASSIC				
Dec. 30	Niagara*	7:00 p.m.		ESPN 1500
Dec. 31	Princeton or Northeastern*	6:00 p.m.		ESPN 1500
Jan. 7	NOTRE DAME* (Hall of Fame game)	7:00 p.m.	BTN	ESPN 1500
Jan. 13	at North Dakota	7:30 p.m.	FSN	ESPN 1500
Jan. 14	at North Dakota	7:00 p.m.	FSN	ESPN 1500
Jan. 20	COLORADO COLLEGE	7:00 p.m.	FSN	ESPN 1500
Jan. 21	COLORADO COLLEGE	5:00 p.m.	FSN	ESPN 1500
Jan. 27	ST. CLOUD STATE	7:00 p.m.	BTN	ESPN 1500
Jan. 28	at St. Cloud State	7:00 p.m.	FSN	KNOF 95.3 FM
Feb. 10	at Denver	8:30 p.m.	FSN	ESPN 1500
Feb. 11	at Denver	8:00 p.m.	FSN	ESPN 1500
Feb. 17	BEMIDJI STATE	7:00 p.m.	FSN	ESPN 1500
Feb. 18	BEMIDJI STATE	7:00 p.m.	FSN	KNOF 95.3 FM
Feb. 24	at Nebraska-Omaha	7:30 p.m.	FSN	ESPN 1500
Feb. 25	at Nebraska-Omaha	7:00 p.m.	FSN	TBA
Mar. 2	WISCONSIN	7:00 p.m.	FSN	ESPN 1500
Mar. 3	WISCONSIN	7:00 p.m.	FSN	ESPN 1500
Mar. 9-11	WCHA First Round (TBA)			
Mar. 15-17	WCHA Final Five (Xcel Energy Center)			
Mar. 23-25	NCAA Regional (TBA)			
Apr. 5-7	NCAA Frozen Four (Tampa, Fla.)			

All times Central and subject to change

*non-conference game

2011-12 MINNESOTA ROSTER

No	Name	NHL	Pos	Ht	Wt	Yr	S/C	B-DATE	Hometown	High School / Previous Team
1	Michael Shibrowski		G	6-2	190	So.	L	11/18/90	Andover, Minn.	Des Moines / USHL
3	Chris Student		D	5-9	173	So.	L	8/22/89	Edina, Minn.	Northeastern / H. East
4	Seth Helgeson	NJ	D	6-4	213	Jr.	L	10/8/90	Faribault, Minn.	Sioux City / USHL
5	Blake Thompson		D	6-2	212	Fr.	R	7/3/91	Eden Prairie, Minn.	Waterloo / USHL
6	Jake Parenteau		D	5-11	196	So.	L	6/10/89	Franconia, Minn.	Alaska / NAHL
7	Kyle Rau	FLA	F	5-8	172	Fr.	L	10/24/92	Eden Prairie, Minn.	Eden Prairie HS
9	Taylor Matson	VAN	F	6-0	190	Sr.	R	9/16/88	Mound, Minn.	Des Moines / USHL
10	Ben Marshall	DET	D	5-9	178	Fr.	L	8/30/92	Mahtomedi, Minn.	Omaha / USHL
11	Sam Warning		F	5-8	180	Fr.	L	9/29/92	Chesterfield, Mo.	Cedar Rapids / USHL
12	Justin Holl	CHI	D	6-3	196	So.	R	1/30/92	Tonka Bay, Minn.	Minnetonka HS
13	Nico Sacchetti	DAL	F	6-0	199	Sr.	R	8/21/89	Virginia, Minn.	Omaha / USHL
14	Tom Serratore		F	5-11	190	So.	L	7/16/89	Colorado Springs, Colo.	Youngstown / USHL
15	Joe Miller		F	5-10	191	Sr.	R	9/11/87	Plymouth, Minn.	Sioux City / USHL
16	Nate Condon	COL	F	6-0	198	So.	L	5/29/90	Wausau, Wis.	Fargo / USHL
17	Seth Ambroz	CBJ	F	6-3	210	Fr.	R	4/3/93	New Prague, Minn.	Omaha / USHL
18	Nick Larson	WSH	F	5-11	187	Sr.	R	1/16/89	Stillwater, Minn.	Omaha / USHL
19	Erik Haula	MIN	F	5-10	184	So.	L	3/23/91	Pori, Finland	Omaha / USHL
20	Mark Alt	CAR	D	6-3	202	So.	R	10/18/91	St. Paul, Minn.	Cretin-Derham Hall HS
21	Jake Hansen	CBJ	F	6-1	191	Sr.	R	8/21/89	White Bear Lake, Minn.	Sioux Falls / USHL
22	Travis Boyd	WSH	F	5-10	186	Fr.	R	9/14/93	Hopkins, Minn.	Team USA/USHL
23	Jared Larson		F	6-2	186	So.	L	8/28/89	Apple Valley, Minn.	Fairbanks / NAHL
24	Zach Budish	NSH	F	6-3	214	Jr.	R	5/9/91	Edina, Minn.	Edina HS
26	Christian Isackson	BUF	F	6-0	185	Fr.	R	1/20/92	Pine City, Minn.	Sioux Falls/USHL
27	Nick Bjugstad	FLA	F	6-5	211	So.	R	7/17/92	Blaine, Minn.	Blaine HS
29	Nate Schmidt		D	5-11	194	So.	L	7/16/91	St. Cloud, Minn.	Fargo / USHL
30	Jake Kremer		G	6-1	197	Sr.	L	5/5/88	Eden Prairie, Minn.	Bismarck / NAHL
35	Kent Patterson	COL	G	6-1	196	Sr.	L	9/15/89	Plymouth, Minn.	Cedar Rapids / USHL

Head Coach: Don Lucia

Associate Head Coach: Mike Guentzel

Assistant Coach: Grant Potulny

Volunteer Goalie Coach: Justin Johnson

ALPHABETICAL ROSTER


No.	Name	Pos.
20	Mark Alt	D
17	Seth Ambroz	F
27	Nick Bjugstad	F
22	Travis Boyd	F
24	Zach Budish	F
16	Nate Condon	F
21	Jake Hansen	F
19	Erik Haula	F
4	Seth Helgeson	D
12	Justin Holl	D
26	Christian Isackson	F
30	Jake Kremer	G
23	Jared Larson	F
18	Nick Larson	F

No.	Name	Pos.
10	Ben Marshall	D
9	Taylor Matson	F
15	Joe Miller	F
6	Jake Parenteau	D
35	Kent Patterson	G
7	Kyle Rau	F
13	Nico Sacchetti	F
29	Nate Schmidt	D
14	Tom Serratore	F
1	Michael Shibrowski	G
3	Chris Student	D
5	Blake Thompson	D
11	Sam Warning	F

PRONUNCIATION GUIDE

Zach Budish	BOO-dish
Erik Haula	HOW-luh
Seth Helgeson	Hel-guh-son
Christian Isackson	ISAAC-son
Jake Parenteau	PUH-RON-toe
Nico Sacchetti	Sah-KETT-ee
Michael Shibrowski	SH-brow-ski
Nick Bjugstad	BYOOG-stad
Justin Holl	Hall

MARK ALT



20

defenseman
sophomore

height: 6-3
weight: 202
shoots: right

St. Paul, Minn.

High School
Cretin-Derham Hall

NHL
Carolina Hurricanes
Year: 2010
(Rd. 2, Pick 53)

D

2010-11 • FRESHMAN SEASON

Played in 35 straight games after not playing in the first game of the season • had 10 points (2g-8a) • fourth among team defensemen in points, but first among freshmen blueliners • team was 6-2-1 when he had a point • his seven penalties and 22 penalty minutes all came in WCHA games • made collegiate debut against Massachusetts (10/9) and recorded his first career point, an assist on the game-winning goal • had an assist (10/22) against St. Cloud State • was +2 (10/29) and blocked a team-high three shots (10/30) at Colorado College (10/30) • was +2 against Michigan (11/28) • was +1 and had a team-high three blocked shots in a 3-2 win against No. 2 Minnesota-Duluth (12/10) • scored his first collegiate goal at No. 2 North Dakota (1/15) • enjoyed a 12-game streak of being even or better from Nov. 20-Jan. 28 (was +6 during that time) • had a career high two assists and was +2 in a 7-3 win against No. 4 Denver (2/12) • scored a goal and earned 12 of his 22 penalty minutes on the season against Michigan Tech (2/26).

INTERNATIONAL

Participated in 2010 U.S. National Junior Evaluation Camp in Lake Placid, N.Y.

HIGH SCHOOL

Played his prep hockey at Cretin-Derham Hall • head coach was Jim O'Neill • finalist for the 2010 Minnesota Mr. Hockey Award • earned all-Suburban East honors in his last three years of high school and all-state honors in his last two • finished senior season with 15



points (6g-9a) in 22 games • led team to Class AA state quarterfinals in 2009, notching two assists against Duluth East in the first round of the state tournament • quarterbacked football team to a state championship and won Minnesota's Player of the Year Award, playing with current Gopher football player Zach Mottla • selected with the 53rd overall pick in the second round of the 2010 NHL Entry Draft by the Carolina Hurricanes.

ALT'S CAREER STATISTICS

► OVERALL										
Year	GP	G	A	TP	P-PIM	PP	GW	SH	HT	
10-11	35	2	8	10	7-22	0	0	0	0	
Total	35	2	8	10	7-22	0	0	0	0	0

► WCHA										
Year	GP	G	A	TP	P-PIM	PP	GW	SH	HT	
10-11	28	2	7	9	7-22	0	0	0	0	
Total	28	2	7	9	7-22	0	0	0	0	0

ALT'S CAREER BESTS

Goals (Game)	1	2 times (last: 2/26/11 vs. Michigan Tech)
Assists (Game)	2	2/12/11 vs. Denver
Points (Game)	2	2/12/11 vs. Denver
Goal Streak	N/A	
Point Streak	2	2 times (last: 2/12/11-2/28/11)

First Career Goal	1/15/11 at North Dakota
First Career Assist	10/9/10 vs. Massachusetts

PERSONAL

Major is undeclared • graduated high school with a 4.0 GPA and was a National Honor Society member • hobbies include hunting and fishing • most memorable sports thrills were making the 2009 Minnesota high school hockey tournament and winning the 2009 Minnesota state football championship • son of John and Carolyn Alt • father, John, played professional football for the Kansas City Chiefs from 1984 to 1996 and made two Pro Bowl appearances; is offensive line coach at Cretin-Derham Hall • born October 18, 1991.

SETH AMBROZ



17

forward
freshmanheight: 6-3
weight: 210
shoots: right

New Prague, Minn.

Previous Team
Omaha (USHL)High School
New PragueNHL
Columbus Blue Jackets
Year: 2011
(Rd. 5, Pick 128)

F

INTERNATIONAL

Won a gold medal with the United States at the 2010 World Jr. A Challenge in Penticton, B.C. • was second on the team and tied for seventh in the tournament with five points in four games • was an assistant captain for the U.S. Under-18 Select Team at the 2010 Ivan Hlinka Memorial Tournament in Breclav, Czech Republic and Piestany, Slovakia • had three points in five games for second place Team USA • skated for the first-place U.S. National Under-17 team at the 2009 Four Nations in Trnava, Slovakia • scored five goals in three games.

HIGH SCHOOL

Spent three seasons with the Omaha Lancers of the USHL under head coach Bliss Littler • skated with current Gophers Erik Hauula, Justin Holl, and Ben Marshall • led Omaha in scoring with 46 points in 2010-11 • named a USHL All-Star in his final two seasons in the league • selected to the USHL All-Rookie Team in 2008-09 • played high school hockey for New Prague in his eighth grade and as a freshman • earned AP All-Minnesota honorable mention honors in 2008 • also played

for Russell Stover Under-16 Midget AAA team • drafted by the Columbus Blue Jackets in the fifth round (128th overall) of the 2011 NHL Draft.

PERSONAL

Major is undecided • also enjoys baseball and golf • most memorable sports thrill was winning the gold medal at 2010 World Jr. A Challenge • brother, Matt, skated for Nebraska-Omaha from 2007-11 • son of Bob and Sue Ambroz • born April 3, 1993.

AMBROZ'S CAREER STATISTICS

▶ OMAHA (USHL)

Year	GP	G	A	TP	PIM	PP	GW	SH	HT
08-09	60	14	17	31	88	6	1	3	0
09-10	56	22	27	49	118	11	1	0	0
10-11	56	24	22	46	89	8	2	1	0
Total	172	60	66	126	295	25	4	4	0

▶ NEW PRAGUE HIGH SCHOOL

Year	GP	G	A	TP	PIM	PP	GW	SH	HT
06-07	22	21	17	38	-	-	-	-	1
07-08	22	36	32	68	-	-	-	-	5

NICK BJUGSTAD



27

forward
sophomore

height: 6-5
weight: 211
shoots: right

Blaine, Minn.

High School
Blaine

NHL
Florida Panthers
Year: 2010
(Rd. 1, Pick 19)

F

2010-11 • FRESHMAN SEASON

Skated in 29 games and had 20 points (8g-12a) during his freshman season • received the Frank Pond Rookie of the Year award • tied for sixth on the team in points (20) • registered 19 (8g-11a) of his 20 points in WCHA games • recorded sixteen points (6g-10a) in his final 16 games of the season • tied for first on the team (Nate Condon) among freshmen in goals (8) and was second among freshmen in assists (12) • led team with two short-handed goals • registered a point in 15 of 29 games and team was 8-4-3 when he had a point • had three multiple-point games and two multiple-goal games • third on the team in faceoff attempts (355) and wins (170) • made his collegiate debut against Massachusetts (10/8) and racked up 19 penalty minutes • recorded first collegiate point, an assist, against Nebraska-Omaha (10/15) • diagnosed with mononucleosis on Oct. 23 and missed five games • returned to the lineup at Michigan Tech on Nov. 19, taking three shots and recording one assist • notched first career goal (an empty-net tally) at the 19:59 mark of the third period at Michigan Tech (11/20) • took four shots and scored second goal of the season at Minnesota State (12/3) • missed the Mariucci Classic (12/31-1/1) because he was playing for the United States at the 2011 World Junior Championship • had an assist and six penalty minutes in 3-2 win at No. 2 North Dakota (1/14) • had one assist (2/4) and two assists (2/5) at No. 4 Minnesota Duluth • ended a 10-game goal-less skid with a goal in a 7-3 win against No. 4 Denver (2/12) • had a four-game



BJUGSTAD'S CAREER STATISTICS

► **OVERALL**

Year	GP	G	A	TP	P-PIM	PP	GW	SH	HT
10-11	29	8	12	20	20-51	1	1	2	0
Total	29	8	12	20	20-51	1	1	2	0

► **WCHA**

Year	GP	G	A	TP	P-PIM	PP	GW	SH	HT
10-11	23	8	11	19	16-32	1	1	2	0
Total	23	8	11	19	16-32	1	1	2	0

BJUGSTAD'S CAREER BESTS

Goals (Game)	2	2 times (last: 3/5/11 at Bemidji State)
Assists (Game)	2	2/5/11 at Minnesota Duluth
Points (Game)	3	2 times (last: 3/5/11 at Bemidji State)
Goal Streak	2	3/4/11-3/5/11
Point Streak	4	2/12/11-2/25/11

First Career Goal	11/20/10 at Michigan Tech
First Career Assist	10/15/10 vs. Nebraska-Omaha

point streak (3g-3a) and was +3 from Feb. 12-25 as the Gophers were 3-0-1 during the span • named the WCHA Rookie of the Week on March 1 after the Michigan Tech series • had two short-handed goals and one assist against Michigan Tech (2/25) • first Gopher to score two short-handed goals in a game since Tony Lucia accomplished the feat at Alaska Anchorage (10/30/09) • repeated as the WCHA Rookie of the Week on March 8 after the Bemidji State series • recorded four points (3g-1a) in a series at Bemidji State (March 4-5), which included the overtime game-winning goal in the second game • win was Minnesota's first overtime victory in 13 games since it beat Northeastern (1/3/09) in extra time and was the

first time the Gophers won after trailing (were down 2-1) heading into the third period since they rallied from a 1-0 deficit to beat Bowling Green (1/2/10).

INTERNATIONAL

Participated in the 2011 U.S. National Junior Evaluation Camp in August in Lake Placid, N.Y. • represented the United States at the 2011 World Junior Championship • had two goals and two assists in six games for the bronze-winning U.S. squad • both of his goals were game-winning goals, as he scored the overtime winner against Finland (12/26) and the goal that secured the bronze medal for the U.S. against Sweden (1/5) • participated in the 2010 U.S. National Junior Evaluation Camp in Lake Placid, N.Y. and led Team USA with seven goals in seven games • represented the United States at the 2008 Under-17 Five Nations Tournament in Prievidza, Slovakia and at the 2009 Under-18 Ivan Hlinka Memorial Tournament in Piestany, Slovakia.

HIGH SCHOOL

Played his high school hockey at Blaine • head coach was Dave Aus • earned three varsity letters for the Bengals • won 2010 Minnesota Mr. Hockey Award, given to the state's most outstanding senior high school hockey player • racked up 69 points (35g-34a) in 35 games during his final high school season while leading Blaine to a Section 5AA title • recorded four hat tricks, including a five-goal game against Coon Rapids • competed for Team Northwest in the Minnesota High School Elite League • also lettered in tennis at Blaine, going 18-0 with doubles partner Ryan Carney before missing the section tournament to participate in the NHL Draft Combine in Toronto • selected with the 19th overall pick in the 2010 NHL Entry Draft by the Florida Panthers.

PERSONAL

Currently undeclared, but plans to pursue a degree in business • accelerated his high school academics to graduate in three years • was an honor student at Blaine • hobbies include fishing and hunting • lists most memorable sports thrill as playing in the Minnesota state hockey tournament • uncle, Scott, was a standout on the Gopher hockey team from 1980-83 and played eight seasons in the NHL for the Minnesota North Stars, Pittsburgh Penguins and Los Angeles Kings • son of Mike and Janeen Bjugstad • born July 17, 1992.

TRAVIS BOYD



22

forward
freshman

height: 5-10
weight: 186
shoots: right

Hopkins, Minn.

Previous Team
U.S. National
Development Team (USHL)

High School
Hopkins

NHL
Washington Capitals
Year: 2011
(Rd. 6, Pick 177)

F

INTERNATIONAL

Skated for the gold medal-winning U.S. team at the 2011 IIHF World Under-18 Championship in Crimmitschau, Germany • put up six points in six games • scored a goal and added three assists in helping the United States take home first place at the 2010 Under-18 Four Nations Cup in Sundsvall, Sweden • scored one goal in four games for Team USA at the 2010 Vlad Dzurilla Under-18 Tournament in Piestany, Slovakia • notched three points to help Team USA win the gold medal at the 2010 World Under-17 Hockey Challenge in Timmins, Ont. • had two assists in three games for first-place U.S. National Team at the 2009 Under-17 Four Nations Tournament in Trnava, Slovakia.

honors • earned team's MVP award in 2008-09 • drafted by the Washington Capitals in the sixth round of the 2011 NHL Entry Draft • was the youngest player available in the 2011 NHL Draft.

PERSONAL

Major is undecided • enjoys fishing and golfing • most memorable sports thrill was winning the World Under-18 Tournament in 2011 • son of Brian and Jody Boyd • born September 14, 1993.

HIGH SCHOOL

Skated for two years for the U.S. National Development Program in Ann Arbor, Mich. under Ron Rolston • totaled three goals and three assists in 16 games against NCAA opponents in 2010-11 • played prep hockey at Hopkins for head coach Chad Nyberg • skated on the same team as 2010-11 Gopher Alex Fons and current Colorado College forward Archie Skalbeck • led team in scoring and twice earned all-conference

BOYD'S CAREER STATISTICS

► U.S. NATIONAL UNDER-18 TEAM

Year	GP	G	A	TP	PIM	PP	GW	SH	HT
10-11	60	13	25	38	16	1	0	1	-

► U.S. NATIONAL UNDER-17 TEAM

Year	GP	G	A	TP	PIM	PP	GW	SH	HT
09-10	52	10	14	24	22	4	0	0	-

► HOPKINS HIGH SCHOOL

Year	GP	G	A	TP	PIM	PP	GW	SH	HT
07-08	27	22	24	46	12	9	5	0	-
08-09	26	26	25	51	8	9	4	2	-

ZACH BUDISH



24

forward
juniorheight: 6-3
weight: 214
shoots: right

Edina, Minn.

High School
EdinaNHL
Nashville Predators
Year: 2009
(Rd. 2, Pick 41)

F

2010-11 • SOPHOMORE SEASON

Limited to only seven games because of an injury • had six points (2g-4a) • team was 5-2-0 in games he played and 3-0-0 in games he recorded a point • injured right knee in a moped accident on Nov. 1 and missed the remainder of the season • underwent successful knee surgery on Monday, Nov. 22 • recorded two assists and scored an empty-net goal in win versus Massachusetts (10/8) • took five shots against St. Cloud State (10/22) • assisted on Minnesota's first goal of the game versus St. Cloud State (10/24) • scored 53 seconds into the game, had one assist and was +3 at Colorado College (10/30) in his last game before injuring his knee • named to the WCHA All-Academic team.

2009-10 • FRESHMAN SEASON

Competed in all 39 games as a freshman, playing much of the second half of the season as right wing on the team's top forward line • was named the WCHA Rookie of the Week twice in January after a three-point weekend against North Dakota (1/15-16) and a five-point series at Alaska Anchorage (1/29-30) • team was 9-1-1 when he scored a point • scored his first career goal in a 5-1 win over Alaska Anchorage (10/30) • had two goals and an assist to spark a 5-2 win at Wisconsin (11/7) • collected the game-winning goal on an unassisted tally against North Dakota (1/16) • scored the game-winner and added three assists in a win at Alaska Anchorage (1/29) • tallied the team's lone goal

**BUDISH'S CAREER STATISTICS**► **OVERALL**

Year	GP	G	A	TP	P-PIM	PP	GW	SH	HT
09-10	39	7	10	17	17-45	0	2	0	0
10-11	7	2	4	6	1-2	0	0	0	0
Total	46	9	14	23	18-47	0	2	0	0

► **WCHA**

Year	GP	G	A	TP	P-PIM	PP	GW	SH	HT
09-10	28	6	8	14	14-28	0	2	0	0
10-11	5	1	2	3	1-2	0	0	0	0
Total	33	7	10	17	15-30	0	2	0	0

BUDISH'S CAREER BESTS

Goals (Game)	2	11/7/09 at Wisconsin
Assists (Game)	3	1/29/10 at Alaska Anchorage
Points (Game)	4	1/29/10 at Alaska Anchorage
Goal Streak	2	1/29/10-1/30/10
Point Streak	2	4 times (last: 2/19/10-2/20/10)

First Career Goal	10/30/09 vs. Alaska Anchorage
First Career Assist	11/7/09 at Wisconsin

in a 3-1 loss at Alaska Anchorage the following night (1/30) • assisted goals in each game of sweep against Colorado College (2/19-20) • won 57.2 percent of his faceoffs • ranked second on team with 45 penalty minutes • earned his first letter.

INTERNATIONAL

Participated in 2010 U.S. National Junior Evaluation Camp in Lake Placid, N.Y. • participated in the 2009 U.S. under-18 evaluation camp in Lake Placid, N.Y., notching two goals in seven games • played for the U.S. squad in both the under-17 and under-18 Five Nations tournaments in the Czech Republic • competed for Team USA at the 2008 Ivan Hlinka Memorial Tournament, leading the team with three goals and two assists in five games

HIGH SCHOOL

Returns to the ice after missing all of 2008-09 hockey season with a knee injury suffered during the first round of the 2008 football playoffs on a kickoff coverage • captained his Edina High School hockey team to a 28-3 record and a Class AA state runner-up finish as a junior • named to the Class AA all-state tournament team in 2008 • totaled 26 goals and 37 assists for 63 points in 2007-08 and earned Associated Press first-team all-state honors • high school coach was Curt Giles • played 15 games with Team Southwest in the Minnesota High School Elite League in the fall of 2008, recording 27 points with 14 goals and 13 assists • all-conference middle linebacker in football • also played baseball • selected by the Nashville Predators in the second round of the 2009 NHL Entry Draft.

PERSONAL

Major is business marketing and education • has three older brothers who all played hockey at Edina • oldest brother, Andy, was a member of the 1997 state champions, while Josh and Jeff both played at Edina with Jeff going on to play hockey at St. Olaf College from 2004 to 2008 • son of Kim and Paula Budish • born May 9, 1991.

NATE CONDON



16

forward
sophomoreheight: 6-0
weight: 198
shoots: left

Wausau, Wis.

Previous Team
Fargo (USHL)High School
Wausau WestNHL
Colorado Avalanche
Year: 2008
(Rd. 7, Pick 200)

F

2010-11 • FRESHMAN SEASON

Played in 35 of 36 games and had 17 points (8g-9a) • recorded 16 (7g-9a) of his 17 points in WCHA games • tied for first among freshmen (Nick Bjugstad) on the team in goals (8) • third among freshmen in points (17) and assists (9) • tied for second (Mike Hoeffel) on the team with a +8 rating • led the team with a +12 rating in WCHA games • fourth on the team in faceoff attempts (354) and wins (158) • made collegiate debut against Massachusetts (10/8) • scored first collegiate goal, a power-play strike, against Nebraska-Omaha (10/15) • named the WCHA Rookie of the Week on Nov. 2 after the Colorado College series • scored two goals, had three assists and was +5 at Colorado College (10/30) • first Gopher to record five points in one game since Ryan Potulny (4g-1a) on March 17, 2006 versus St. Cloud State and first freshman to accomplish the feat since Phil Kessel (1g-4a) on Nov. 11, 2006 versus Alaska Anchorage • scored the first game-winning goal of his career and was +3 at Michigan Tech (11/20) • scored his fifth goal of the season against No. 8 Michigan (11/28) • had an assist at Minnesota State (12/3) • recorded an assist in a 2-2 tie against No. 2 Minnesota Duluth (12/12) • scored his first goal in eight games with a strike against Alaska Anchorage (1/28) • had an assist (2/4) and a goal (2/5) at No. 4 Minnesota Duluth • dished out two assists in 7-3 win against No. 4 Denver • eighth goal of the season came in his home state at Wisconsin (2/19).

HIGH SCHOOL

Played two seasons for Fargo of the USHL, including franchise's inaugural season in 2008-09 • head coaches were current Nebraska-Omaha head coach

CONDON'S CAREER STATISTICS

► OVERALL

Year	GP	G	A	TP	P-PIM	PP	GW	SH	HT
10-11	35	8	9	17	7-14	2	1	0	0
Total	35	8	9	17	7-14	2	1	0	0

► WCHA

Year	GP	G	A	TP	P-PIM	PP	GW	SH	HT
10-11	28	7	9	16	7-14	2	1	0	0
Total	28	7	9	16	7-14	2	1	0	0

CONDON'S CAREER BESTS

Goals (Game)	2	10/30/10 at Colorado College
Assists (Game)	3	10/30/10 at Colorado College
Points (Game)	5	10/30/10 at Colorado College
Goal Streak	N/A	
Point Streak	2	2 times (last: 2/4/11-2/5/11)

First Career Goal	10/15/10 vs. Nebraska-Omaha
First Career Assist	10/30/10 at Colorado College




Dean Blais and current St. Cloud assistant coach Steve Johnson • recorded 91 points in 141 games as a member of the Force • selected to the 2010 USHL All-Star Game and scored a goal for Team Reebok/West • played with fellow Gopher sophomore Nate Schmidt in Fargo in 2009-10 • played high school hockey for Wausau West (Wis.), earning four varsity letters • coach was Peter Susens • was a three-year all-Wisconsin Valley Conference selection and two-year all-state honoree • was Wisconsin Valley Conference Player of the Year in his senior year, leading the Warriors to Marathon Cup and Kuehlman Cup titles • drafted by the Colorado Avalanche in the seventh round with the 200th overall pick in the 2008 NHL Entry Draft • also lettered in lacrosse for Wausau West.

PERSONAL

Enrolled into the Carlson School of Management and plans to major in Finance • lists golf and lacrosse as hobbies • was an honor student at Wausau West • most memorable sports thrill was playing in the Clark Cup Finals in both of his seasons with the Fargo Force • only the third Wisconsin-native to play for the Gophers, joining Phil Kessel (2005-06) and Sam Lofquist (2008-09) • brother, Nick, is a senior on Notre Dame's hockey team • brother, Ryan, is a freshman on the Marquette lacrosse team and is redshirting this year • son of Timothy and Barbara Condon • born May 29, 1990.

JAKE HANSEN



21

forward
senior

height: 6-1
weight: 191
shoots: right

White Bear Lake, Minn.

Previous Team
Sioux Falls (USHL)

High School
White Bear Lake

NHL
Columbus Blue Jackets
Year: 2007
(Rd. 3, Pick 68)

F

2010-11 • JUNIOR SEASON

Skated in 35 games and had 20 points (11g-9a) • was fourth on the team in goals (11) and tied for sixth on the team in points (20) • tied for second on the team in power-play goals (6) • had a point in 15 of 35 games • never went more than four games without a point • team was 7-4-4 when he had a point • had four multiple-point games and two multiple-goal games • made season debut against Massachusetts (10/8) • scored his first goal of the year versus Nebraska-Omaha (10/15) • had six points (2g-4a) in seven games from Oct. 30-Nov. 28 • had one assist at Colorado College (10/30) • was +1 and had one assist against Wisconsin (11/6) • recorded first multiple-goal game of his career when he scored two power-play goals, including the game-winner, at Michigan Tech (11/19) • had one assist against Michigan State (11/26) and Michigan (11/28) • tallied his fourth goal of the season in a 2-2 tie against No. 2 Minnesota-Duluth (12/12) • recorded his second multiple-point game of the season (fourth of his career) with one goal and one assist against Ferris State (1/1) • scored his sixth goal of the season and picked up six penalty minutes in 3-2 win at No. 2 North Dakota (1/14) • was +2 and had one



HANSEN'S CAREER STATISTICS

► **OVERALL**

Year	GP	G	A	TP	P-PIM	PP	GW	SH	HT
08-09	33	2	5	7	12-38	1	1	0	0
09-10	38	7	5	12	10-20	3	0	0	0
10-11	35	11	9	20	19-49	6	1	0	0
Total	106	20	19	39	41-107	10	2	0	0

► **WCHA**

Year	GP	G	A	TP	P-PIM	PP	GW	SH	HT
08-09	26	2	3	5	11-36	1	1	0	0
09-10	27	4	3	7	10-20	2	0	0	0
10-11	27	9	6	15	13-37	6	1	0	0
Total	80	15	12	27	34-93	9	2	0	0

HANSEN'S CAREER BESTS

Goals (Game)	2	2 times (last: 2/26/11 vs. Michigan Tech)
Assists (Game)	2	2 times (last: 2/26/10 at Minnesota Duluth)
Points (Game)	3	3/26/11 vs. Michigan Tech
Goal Streak	2	2 times (last: 1/11/11-1/14/11)
Point Streak	3	2 times (last: 11/15/10-11/21/10)

First Career Goal	12/13/08 vs. Colorado College
First Career Assist	1/2/09 vs. Brown

goal and one assist against Alaska Anchorage (1/28) • had two goals and one assist against Michigan Tech (2/26) • scored on a penalty shot against Alaska Anchorage (3/11) • was Minnesota's first penalty shot attempt and conversion since Phil Kessel against Minnesota State (10/21/05).

2009-10 • SOPHOMORE SEASON

Completed in 38 games, scoring his seven goals over seven different contests • three of his seven goals were the first goal of the game • notched goals in consecutive games against Bemidji State (11/15) and Minnesota Duluth (11/20) • scored team's lone goal in a 3-1 loss to Minnesota State (12/4) • posted the game's first goal on a power play at the 5:56 mark of the opening period in a 3-2 win at Michigan Tech (12/12) •

opened the scoring in a 5-2 win over Harvard (1/8) • scored in a 4-3 loss at St. Cloud State • tied the game in the first period with the team's lone goal in a 4-1 WCHA playoff loss at North Dakota (3/14) • had an assist in the second game of the playoff series at North Dakota (3/13) • played both left wing and right wing and appeared on all four lines during the season • named to the WCHA All-Academic team • earned his second letter.

2008-09 • FRESHMAN SEASON

Played in 33 games • all seven points came in a nine-game stretch from 12/13-1/30 • collected two assists in win at St. Cloud State (1/17) • scored the game-winning goal in 4-1 win over Colorado College (12/13) • notched a power play goal in loss at Minnesota State (1/30) • had assists in each game of Dodge Holiday Classic (1/2-3) • finished with a plus-three rating in wins over Brown (1/2) and St. Cloud State (1/17) • played right wing on second through fourth lines • earned his first letter.

INTERNATIONAL

Participated in the U.S. national junior evaluation camp in August 2008.

HIGH SCHOOL

Played two seasons with the Sioux Falls Stampede of the USHL • ranked second on the team and ninth in the league in scoring during 2007-08 season with 31-27--58 over 60 games • named second-team all-USHL • appeared in the final 15 games of the 2006-07 regular season • appeared in seven of the team's eight playoff games in 2006-07 as squad captured Clark Cup national championship • collected two assists during the team's play-off run, including an assist in the title game • totaled 28-43--71 in 25 games during 2006-07 high school season at White Bear Lake, earning Minneapolis Star-Tribune first-team all-metro honors • head coach was Tim Sager • selected to honorable mention all-state team while ranking 13th in the state and third in Class AA in scoring • drafted by the Columbus Blue Jackets in the third round of the 2007 NHL Entry Draft.

PERSONAL

Major is business and marketing education • uncle John Hansen played hockey at Bemidji State from 1979-81 • lists golf and fishing as hobbies • most memorable thrill was winning Clark Cup • son of Jim and Lora Hansen • born August 21, 1989.

ERIK HAULA



19

forward
sophomore

height: 5-11
weight: 187
shoots: left

Pori, Finland

Previous Team
Omaha (USHL)

High School
Shattuck-St. Mary's

NHL
Minnesota Wild
Year: 2009
(Rd. 7, Pick 182)

F

2010-11 • FRESHMAN SEASON

Skated in 34 games • tied for third on the team in points (24) with Mike Hoeffel and Cade Fairchild and tied for first on the team in assists (18) with Fairchild • led freshmen in points (24) and assists (18) and was third in goals (6) among freshman • recorded 16 (5g-11a) of his 24 points at home • led the team with a +10 rating • led the team in faceoff attempts (678) and wins (334) • team was 12-3-1 when he recorded a point • took 11 minor penalties on the year, but only four of those came in his final 25 games of the season • made collegiate debut against Massachusetts (10/8) and had two assists • recorded two more assists versus Massachusetts (10/9) and was a combined +3 against the Minutemen • had one assist against Nebraska-Omaha (10/15) and scored his first collegiate goal against the Mavericks (10/16) • five-game point streak ended against St. Cloud State (10/22) • assisted on the game-winning goal versus St. Cloud State (10/24) • scored Minnesota's first shorthanded goal of the year, had one assist and was +2 at Colorado College (10/29) • recorded team-leading eighth assist and was +2 at Colorado College (10/30) • won 20 of 30 faceoffs (66.7 percent) versus Colorado College • had one assist against Wisconsin (11/6) • had two assists (11/19) and one assist (11/20) at Michigan Tech • scored third



goal of the season against Michigan (11/28), ending a six-game stretch without a goal • won 15 of 22 faceoffs (68.1 percent) at Minnesota State (12/3) • took a combined 11 shots at Minnesota State (12/3 and 12/4) • has at least one point in 11 of 18 games this year • missed the Mariucci Classic (12/31-1/1) because he was playing for Finland at the 2011 World Junior Championship • had an assist in 3-2 win at No. 2 North Dakota (1/14) • had a combined four points and was +2 against Denver (Feb. 11-12), recording a goal in

the first game of the series and a goal and two assists in the second game • notched one goal and two assists against Michigan Tech (2/26).

HAULA'S CAREER STATISTICS

► OVERALL

Year	GP	G	A	TP	P-PIM	PP	GW	SH	HT
10-11	34	6	18	24	11-22	2	1	1	0
Total	34	6	18	24	11-22	2	1	1	0

► WCHA

Year	GP	G	A	TP	P-PIM	PP	GW	SH	HT
10-11	28	5	14	19	8-16	1	1	1	0
Total	28	5	14	19	8-16	1	1	1	0

HAULA'S CAREER BESTS

Goals (Game)	1	6 times (last: 2/26/11 vs. Michigan Tech)
Assists (Game)	2	5 times (last: 2/26/11 vs. Michigan Tech)
Points (Game)	3	2 times (last: 2/26/11 vs. Michigan Tech)
Goal Streak	2	2/11/11-2/12/11
Point Streak	4	10/8/10-10/16/11

First Career Goal	10/16/11 vs. Nebraska-Omaha
First Career Assist	10/8/11 vs. Massachusetts

INTERNATIONAL

Represented Finland at the 2011 World Junior Championship • had four goals (including two shorthanded goals) and three assists in seven games at the tournament as Finland finished sixth • totaled four goals and four assists in 12 games playing for Finland in two Under-18 World Junior Championships • helped the team claim a Bronze Medal in 2009 • played for Finland in 2008 World U-17 Hockey Challenge and tied for fifth in the tournament with 10 points (2g-8a).

HIGH SCHOOL

Played one season with Omaha of the USHL • head coach was Bliss Littler • tied for fifth in the league with 72 points (28g-44a) • tied for fourth in the league with a plus/minus of +36 • helped lead Lancers to Western Division Finals • was a USHL All-Star and made All-Rookie team • played 2008-09 season for Shattuck-St. Mary's • head coach was Tom Ward • second on the team with 84 points • previously played for Åssät of Finland • selected by the Minnesota Wild in the seventh round, 182nd overall in the 2009 NHL Entry Draft.

PERSONAL

Major is undecided • lists golf as his favorite hobby • lists most memorable sports thrill as winning the Bronze Medal at the Under-18 World Championships • only the second player from outside of North America to play for Minnesota, joining Thomas Vanek of Graz, Austria (2002-04) • Haula learned how to speak English by learning from American football players that his family housed in Finland because his father was an American football coach there • attended Gross Catholic High School while playing for Omaha in 2009-10 • son of Tomi and Minna Haula • born March 23, 1991.

SETH HELGESON



4

defenseman
junior

height: 6-4
weight: 213
shoots: right

Faribault, Minn.

Previous Team
Sioux City (USHL)

High School
Faribault

NHL
New Jersey Devils
Year: 2009
(Rd. 4, Pick 114)

D

2010-11 • SOPHOMORE SEASON

One of only two players (Jacob Cepis) to play in all 36 games • led team with 66 penalty minutes (64 PIMs came in WCHA games) • tied for fourth on the team with a +7 rating • scored second career-goal and only goal of the year in season-opening win against Massachusetts (10/8) • was a combined +3 in series against Massachusetts (Oct. 8-9) • was +3 at Colorado College (10/30) • recorded three of team's 10 blocked shots against Wisconsin (11/5) • recorded first assist of career (ending a 41-game streak) and was +3 at Michigan Tech (11/19) • recorded assists in back-to-back games for the first time in his career against No. 2 Minnesota Duluth (12/10 and 12/12) • three of his six assists during the year (and of his career) came against in-state rival Minnesota Duluth, as he also had a helper at Duluth on Feb. 5 • had one assist against Ferris State (1/1) and one against Alaska-Anchorage (1/28) • racked up 14 penalty minutes against Denver (2/12) and Michigan Tech (3/14) • received the Donald M. Clark Community Service Award for the second straight year.

2009-10 • FRESHMAN SEASON

Saw action in 31 games • only point was the game-winning goal with 7:02 left in the third period of a 4-2 win in the WCHA playoffs at North Dakota (3/13) • put four shots on goal in two games of WCHA playoffs • finished fourth on the team with a plus-four rating • regularly appeared on penalty killing units • won team's Donald M. Clark Community Service award • was paired with Brian Schack or Kevin Wehrs • earned



his first letter.

INTERNATIONAL

Played for the United States in two World Junior A challenges in Canada and won a gold medal in 2008.

HIGH SCHOOL

Played two seasons with Sioux City in the USHL • ranked second among the team's

defensemen in scoring in 2008-09 with four goals and 12 assists for 16 points • ranked third on the team with 64 penalty minutes • played in 58 of the team's 60 games in each of his two seasons • totaled three goals and eight assists for 11 points in 2007-08 • tallied an assist in four playoff games in 2008 • teammate of current Gopher Joe Miller • competed two seasons at Faribault High School, leading his team to the sectional title game as a freshman • high school coach was Josh Solem • drafted by the New Jersey Devils in the fourth round of the 2009 NHL Entry Draft.

HELGESON'S CAREER STATISTICS

► **OVERALL**

Year	GP	G	A	TP	P-PIM	PP	GW	SH	HT
09-10	31	1	0	1	12-24	0	1	0	0
10-11	36	1	6	7	25-66	0	0	0	0
Total	67	2	6	8	37-90	0	1	0	0

► **WCHA**

Year	GP	G	A	TP	P-PIM	PP	GW	SH	HT
09-10	23	0	0	0	7-14	0	0	0	0
10-11	28	0	5	5	24-64	0	0	0	0
Total	51	0	5	5	31-78	0	0	0	0

HELGESON'S CAREER BESTS

Goals (Game)	1	2 times (last: 10/8/10 vs. Massachusetts)
Assists (Game)	1	6 times (last: 2/5/11 at Minnesota Duluth)
Points (Game)	1	8 times (last: 2/5/11 at Minnesota Duluth)
Goal Streak	N/A	
Point Streak	2	12/10/11-12/12/11

First Career Goal	3/13/10 at North Dakota
First Career Assist	11/19/10 at Michigan Tech

PERSONAL

Major is Business Marketing and Education • son of Mark and Marcia Helgeson • born October 8, 1990.

JUSTIN HOLL



12

defenseman
sophomoreheight: 6-3
weight: 196
shoots: right

Tonka Bay, Minn.

Previous Team
Omaha (USHL)High School
MinnetonkaNHL
Chicago Blackhawks
Year: 2010
(Rd. 2, Pick 54)

D

2010-11 • FRESHMAN SEASON

Skated in 25 games and had seven points (1g-6a) • team was 4-1-1 when he recorded a point • made college debut against Massachusetts (10/8) and scored the game-winning goal • saw his first action and was +1 against Wisconsin (11/6) after not playing the previous six games • recorded first career assist and was +2 at Michigan Tech (11/20) • had one assist in a 2-2 tie against No. 2 Minnesota-Duluth (12/12) • dished out two assists and was +2 against Alaska Anchorage (1/28).

INTERNATIONAL

Participated in the 2011 U.S. National Junior Evaluation Camp in Lake Placid, N.Y. • played at USA Hockey National Select 16 and 17 Festivals.

HIGH SCHOOL

Played high school hockey at Minnetonka and was the team's captain in 2009-10 • head coach was Brian Urick • helped Skippers win Section 6AA title and reach Minnesota Class AA state championship game • notched 37 points (20g-17a) in 2009-10 and earned all-Classic Lake Conference, all-Metro, and all-state honors • was a finalist for Minnesota's Mr. Hockey Award • joined Omaha of the USHL for the end of the 2009-10 season and recorded four assists for the Lancers • was CCM Defensive Player of the Week in the USHL for the week of 3/23 • drafted by the Chicago Blackhawks in the second round with the 54th overall pick in the 2010 NHL Entry Draft • earned one varsity letter in lacrosse at Minnetonka.

**HOLL'S CAREER STATISTICS**► **OVERALL**

Year	GP	G	A	TP	P-PIM	PP	GW	SH	HT
10-11	25	1	6	7	6-12	0	1	0	0
Total	25	1	6	7	6-12	0	1	0	0

► **WCHA**

Year	GP	G	A	TP	P-PIM	PP	GW	SH	HT
10-11	18	0	6	6	4-8	0	0	0	0
Total	18	0	6	6	4-8	0	0	0	0

HOLL'S CAREER BESTS


Goals (Game)	1	10/8/10 vs. Massachusetts
Assists (Game)	2	1/28/11 vs. Alaska Anchorage
Points (Game)	2	1/28/11 vs. Alaska Anchorage
Goal Streak	N/A	
Point Streak	N/A	

First Career Goal	10/8/10 vs. Massachusetts
First Career Assist	11/20/10 at Michigan Tech

PERSONAL

Enrolled in the Carlson School of Management and plans to major in marketing • hobbies include wiffleball and 3 on 3 NHL Arcade • was an AP Scholar with honors • lists most memorable sports thrill as playing in the 2010 Minnesota High School State Tournament • cousin, Mike Erickson, played hockey for Minnesota and Western Michigan in college • son of Jerry and Sue Holl • born January 30, 1992.

CHRISTIAN ISACKSON



26

forward
freshman

height: 6-0
weight: 185
shoots: right

Pine City, Minn.

Previous Team
Sioux Falls (USHL)

High School
St. Thomas

NHL
Buffalo Sabres
Year: 2010
(Rd. 7, Pick 203)

F

INTERNATIONAL

Played on the U.S. Under-18 Select Team at the 2009 Ivan Hlinka Memorial in Piestany, Slovakia • shared the team lead in scoring with Gopher teammate Sam Warning by putting up two goals and two assists in three games • led team with a +5 rating • played in four games and recorded an assist for the second-place U.S. Under-17 Select Team at the 2008 Five Nations Tournament in Prievidza, Slovakia.

HIGH SCHOOL

Spent 2010-11 playing for the Sioux Falls Stampede of the USHL • played under head coach Kevin Hartzell on the same team as fellow Gopher Kyle Rau (Rau joined the team after the high school season ended) • led the Stampede in scoring during the regular season with 44 points • played prep hockey for St. Thomas Academy under Greg Vannelli and former Gopher Tom Vannelli • was a finalist for the Minnesota Mr. Hockey Award and was a first team all-state selection in 2009-10 • honorable mention for the all-state hockey team in 2008-09 • three-time All-Classic Suburban Conference

selection • helped lead Cadets to a Class A state championship in 2007-08 • Star Tribune Prep Athlete of the Week for the week of 3/11/08 and Pioneer Press Athlete of the Week for the week of 12/15/09 • drafted in the seventh round of the 2010 NHL Draft by the Buffalo Sabres.

PERSONAL

Major is undeclared • hobbies include wakeboarding and golfing • most memorable sports thrill was winning the Class A Minnesota High School State tournament • son of Tracy Isackson • born January 20, 1992.

ISACKSON'S CAREER STATISTICS

► **SIoux FALLS (USHL)**

Year	GP	G	A	TP	PIM	PP	GW	SH	HT
10-11	58	17	27	44	31	3	3	0	0

► **ST. THOMAS ACADEMY**

Year	GP	G	A	TP	P-PIM	PP	GW	SH	HT
06-07	31	6	12	18	-	-	-	-	-
07-08	31	22	34	56	-	-	-	-	-
08-09	27	18	39	57	-	-	-	-	-
09-10	28	25	35	60	26	-	-	-	-

JAKE KREMER



30

goalie
seniorheight: 6-1
weight: 197
catches: left

Rochester, Minn.

Previous Team
Bismarck (NAHL)High School
Eden Prairie

G

2010-11 • JUNIOR SEASON

Did not appear in any games as team's third string goaltender • named to the WCHA All-Academic team.

2009-10 • SOPHOMORE SEASON

Did not appear in any games as team's third string goaltender • named to the WCHA All-Academic team.

2008-09 • FRESHMAN SEASON

Did not appear in any games as team's third string goaltender.

HIGH SCHOOL


Led the North American Hockey League with 1,475 saves in 2007-08 with the Bismarck Bobcats • named team's Most Valuable Player • ranked second in the league with 49 games and 2,691 minutes played • appeared in 49 of the team's 58 games • played with Russell Stover Midget AAA team that advanced to national tournament in 2006-07 • Most Improved Player at Eden Prairie High School in 2005-06 • head coaches were Lee Smith and Mike Terwilliger.

PERSONAL

Kinesiology major • attended Bismarck State College while playing juniors • lists frisbee golf, fishing and working out as hobbies • most memorable sports thrill was playing in national midget AAA championships in 2007 • son of Mark and Melanie Kremer and step-mother Lisa Kremer • born May 5, 1988.



JARED LARSON



23

forward
sophomore

height: 6-2
weight: 186
shoots: right

Apple Valley, Minn.

Previous Team
Fairbanks (NAHL)

High School
Eastview

F

2010-11 • FRESHMAN SEASON

Skated in eight games • team was 4-2-2 when he was in the lineup • made collegiate debut and took one shot against Nebraska-Omaha (10/16) • played in five straight games from Oct. 24–Nov. 6 • took two shots against St. Cloud State (10/24) • was +1 (10/29) and took two shots (10/30) at Colorado College.

HIGH SCHOOL

Played two seasons with the Fairbanks Ice Dogs of the NAHL • head coach was Josh Hauge • captained Fairbanks to the Robertson Cup final in 2009-10 • was first on the team in goals (24) and third on the team in points (46) • was second on the Ice Dogs in goals in 2008-09 with 22 • three-year letterwinner at Eastview High School • coached by current St. Cloud assistant Mike Gibbons, as well as Drey Bradley and Bart Larson • led team in scoring in his junior and senior seasons • All-Lake Conference and all-state honoree in 2007-08 • also participated in football and golf.

PERSONAL

Currently undeclared but plans to major in business • interests outside of hockey include golfing and spending time with his family • most memorable sports thrill was scoring a shorthanded goal with a tenth of a second remaining to lift Fairbanks over Alpena in an NAHL contest in October of 2009 • son of Terry and Linda Larson • brother, Adam, played football and hockey at Air Force Academy from 2000-04 • father, Terry, played baseball at Hamline University • sister, Sarah, who excelled in track and cheerleading in high school, attended North Dakota State and is now a registered nurse • born August 28, 1989.



LARSON'S CAREER STATISTICS

► OVERALL

Year	GP	G	A	TP	P-PIM	PP	GW	SH	HT
10-11	8	0	0	0	3-6	0	0	0	0
Total	8	0	0	0	3-6	0	0	0	0

► WCHA


Year	GP	G	A	TP	P-PIM	PP	GW	SH	HT
10-11	7	0	0	0	2-4	0	0	0	0
Total	7	0	0	0	2-4	0	0	0	0

LARSON'S CAREER BESTS

Goals (Game) N/A
Assists (Game) N/A
Points (Game) N/A
Goal Streak N/A
Point Streak N/A

First Career Goal N/A
First Career Assist N/A

NICK LARSON



18

forward
seniorheight: 6-0
weight: 189
shoots: right

Stillwater, Minn.

Previous Team
Omaha (USHL)High School
Hill-MurrayNHL
Washington Capitals
Year: 2007
(Rd. 7, Pick 185)

F

2010-11 • JUNIOR SEASON

Skated in 30 games and had 11 points (5g-6a) • four of his five goals came at home • his four minor penalties and eight penalty minutes were the fewest on the team for anyone who played more than 15 games • scored a point in 10 of 30 games • team was 6-3-1 when he had a point • made season debut against Massachusetts (10/8) and played in first four games of the season • missed next six games with an injury, but returned to the lineup at Michigan Tech (11/19) • scored the game-winning goal against Michigan (11/28) • goal was his first of the year, sixth of his career, and first since March 5, 2010, against Wisconsin • scored in back-to-back games with a goal at Minnesota State (12/3) • scored his third goal in four games with a goal in a 3-2 win against No. 2 Minnesota-Duluth (12/10) • had one assist in 3-2 win at No. 2 North Dakota (1/14) • had one goal and one assist in a win against Alaska Anchorage (1/28) • fifth goal of the season came against Michigan Tech (2/25)



• received the John Mayasich Outstanding Student-Athlete award after earning a 4.00 during the fall semester • named to the WCHA All-Academic team.

2009-10 • SOPHOMORE SEASON

Appeared in 33 of team's 39 games • had a breakout game against Harvard (1/9) with two goals to break a 1-1 tie and lead the Gophers to a 3-1 win • also assisted a goal the previous night against Harvard (1/8) and put 12 shots on goal while finishing plus-three in the series • scored the game's first goal in a 3-2 win over Minnesota Duluth (2/26) • recorded an early third period goal to tie the game against Wisconsin at the Target Center (3/5) in an eventual 3-2 loss • team was 6-1 when he scored a point • assisted the game's first goal in a 6-1 win over Wisconsin (3/7) • split time between center and right wing and played on the second line late in the season • named to the WCHA All-Academic team for the second straight year • earned his second letter.

LARSON'S CAREER STATISTICS

► OVERALL

Year	GP	G	A	TP	P-PIM	PP	GW	SH	HT
08-09	14	1	1	2	1-2	0	0	0	0
09-10	33	4	4	8	5-10	0	1	0	0
10-11	30	5	6	11	4-8	1	1	0	0
Total	77	10	11	21	10-20	1	2	0	0

► WCHA

Year	GP	G	A	TP	P-PIM	PP	GW	SH	HT
08-09	9	0	0	0	1-2	0	0	0	0
09-10	23	2	3	5	5-10	0	0	0	0
10-11	22	4	6	10	3-6	1	0	0	0
Total	54	6	9	15	9-15	1	0	0	0

LARSON'S CAREER BESTS

Goals (Game)	2	1/9/10 vs. Harvard
Assists (Game)	1	11 times (last: 3/4/11 at Bemidji State)
Points (Game)	2	2 times (last: 1/28/11 vs. Alaska Anchorage)
Goal Streak	2	11/28/10-12/3/10
Point Streak	2	4 times (last: 11/28/10-12/3/10)

First Career Goal	11/29/08 vs. Michigan State
First Career Assist	1/2/09 vs. Brown

2008-09 • FRESHMAN SEASON

Appeared in 14 games, including nine straight games at mid-season • only goal of the season helped the Gophers rally from a 4-2 deficit to force a 4-4 tie against Michigan State (11/29) • had three shots on goal against the Spartans • posted an assist and put a season-high four shots on goal while posting a plus-two rating in win over Brown (1/2) • named to the WCHA All-Academic team • earned his first letter.


HIGH SCHOOL

Played his prep hockey at Hill-Murray School • head coach was Bill Lechner • finalist for the 2007 Minnesota Mr. Hockey Award • finished his senior season ranked first on the team and tied for 32nd in the state in scoring with totals of 31 goals, 30 assists and 61 points in 29 games • named Associated Press all-state honorable mention • helped the Pioneers to a 23-6-1 record and a berth in the Class AA State Tournament. • played 10 games following his senior season with the Omaha Lancers of the USHL • totaled three goals and two assists with Omaha • led Hill-Murray and finished fifth in the state in scoring with totals of 38-39--77 in 31 games during his junior year • helped Hill-Murray to a 27-3-1 record and fourth place at the State Tournament • earned all-tournament honors with 5-1--6 in three games • named AP all-state honorable mention, St. Paul Pioneer Press first team all-state, Minneapolis Star Tribune third team all-metro and Classic Suburban all-conference • posted totals of 9-11--20 in 26 games to help the Pioneers to a 17-8-1 overall record during his sophomore season • selected with the 185th overall pick in the seventh round by the Washington Capitals in the 2007 NHL Entry Draft.

PERSONAL

Business and Marketing Education major • lists golfing, basketball, movies, traveling and working out as hobbies • lists the 2006 state tournament as his most memorable sports thrill • attended Minnesota during the 2007-08 school year, but did not play hockey due to injury • son of Dan and Jill Larson • born January 16, 1989.

BEN MARSHALL



10

defenseman
freshman

height: 5-9
weight: 178
shoots: left

Mahtomedi, Minn.

Previous Team
Omaha (USHL)

High School
Mahtomedi

NHL
Detroit Red Wings
Year: 2010
(Rd. 7, Pick 201)

D

INTERNATIONAL

Scored one goal in three games for Team USA's Under-18 Select Team at the 2009 Ivan Hlinka Memorial in Piestany, Slovakia • played in four games and recorded a shorthanded goal for the second-place U.S. Under-17 Select Team at the 2008 Five Nations Tournament in Prievidza, Slovakia..

HIGH SCHOOL

Played for the Omaha Lancers of the USHL under head coach Bliss Littler in 2010-11 • was a teammate of fellow Gopher freshman Seth Ambroz • led Omaha defensemen in scoring with 33 points • selected to the All-USHL Second Team, USHL All-Rookie Team, and USHL Western Conference Midseason All-Star team • USHL CCM Defensive Player of the Week for the weeks of 12/6 and 3/7 • played high school hockey for Mahtomedi under Jeff Poeschl • led Zephyrs to two Class A State Tournament appearances • earned first team

all-state honors in 2010 • received honorable mention for the AP Minnesota High School Hockey All-State Team in 2009 • two-time All-Classic Suburban conference selection • drafted by the Detroit Red Wings in the seventh round (201st overall) of the 2010 NHL Entry Draft • played football for Mahtomedi.

PERSONAL

Major is undeclared • most memorable sports thrill was playing in the Minnesota High School State tournament • son of Scott and Linda Marshall • born August 30, 1992.

MARSHALL'S CAREER STATISTICS

► OMAHA (USHL)

Year	GP	G	A	TP	PIM	PP	GW	SH	HT
10-11	56	11	22	33	34	3	5	0	0

► MAHTOMEDI HIGH SCHOOL

Year	GP	G	A	TP	PIM	PP	GW	SH	HT
08-09	25	19	27	46	30	-	-	-	-
09-10	29	20	40	60	50	-	-	-	-

TAYLOR MATSON



9

forward
senior

height: 6-0
weight: 190
shoots: right

Mound, Minn.

Previous Team
Des Moines (USHL)

High School
Academy of Holy Angels

NHL
Vancouver Canucks
Year: 2007
(Rd. 6, Pick 176)

F

2010-11 • JUNIOR SEASON

Skated in a career high 33 games and had a breakout year with 10 goals and three assists • named the Mike Crupi Most Determined Player for the second straight year • missed the final game of the regular season and both playoff games against Alaska Anchorage with an injury • his 33 games were one more than his two previous seasons combined as he battled injuries • played on the first, third and fourth lines and saw action at both center and wing • his 10 goals were a career high, as he had three combined goals in his first two years • finished fourth on the team in goals • scored a point in 11 of 33 games • team was 7-3-1 when he recorded a point and 5-2-1 when he scored a goal • tied for second on the team with two game-winning goals • second on the team in faceoff attempts (370) and faceoff wins (178) • made season debut against Massachusetts (10/8) • had eight points (6g-2a) in a nine-game span from Oct. 22-Nov. 26 after not recording a point in the first four games of the season • scored his fourth-career goal (10/22), had his fourth-career assist (10/24) and was a combined +2 against St. Cloud State • named WCHA Offensive Player of the Week on Nov. 2 after the Colorado College series • scored two goals, including the



MATSON'S CAREER STATISTICS

► **OVERALL**

Year	GP	G	A	TP	P-PIM	PP	GW	SH	HT
08-09	13	1	0	1	1-2	0	0	0	0
09-10	19	2	3	5	3-6	0	0	0	0
10-11	33	10	3	13	8-16	1	2	0	0
Total	65	13	6	19	12-24	1	2	0	0

► **WCHA**

Year	GP	G	A	TP	P-PIM	PP	GW	SH	HT
08-09	10	0	0	0	1-2	0	0	0	0
09-10	14	2	3	5	1-2	0	0	0	0
10-11	27	9	2	11	5-10	1	2	0	0
Total	51	11	5	16	7-14	1	2	0	0

MATSON'S CAREER BESTS

Goals (Game)	2	2 times (last: 2/18/11 at Wisconsin)
Assists (Game)	1	6 times (last: 12/31/10 vs. Union)
Points (Game)	2	2 times (last: 2/18/11 at Wisconsin)
Goal Streak	2	2 times (last: 2/12/11-2/18/11)
Point Streak	4	10/22/10-10/30/10

First Career Goal	11/8/08 vs. New Hampshire
First Career Assist	10/17/09 at North Dakota

game-winner, at Colorado College (10/29) • scored seventh-career goal at Colorado College (10/30) • won 12 of 15 faceoffs against Wisconsin (11/5) • scored his fifth goal of the year and eighth of his career against Wisconsin (11/6) • had an assist at Michigan Tech (11/19) • won 10 of 13 faceoffs and scored his sixth goal of the season against Michigan State (11/26) • had one assist against Union (12/31) centering the top line • had four goals in four games from Feb. 12-25, including two goals and the game-winner at Wisconsin (2/18) • voted captain for the 2011-12 season by his teammates • will be the 149th player to assume the role of either captain or assistant captain for Minnesota • named to the WCHA All-Academic team.

2009-10 • SOPHOMORE SEASON

Competed in the first 19 games of the season before suffering a season-ending injury for the second straight year as an ankle injury against Bowling Green (1/2) sidelined him for the last 20 games • finished second on the team with a plus-five rating • won the team's Mike Crupi Most Determined Player award • scored a goal in a win at Minnesota State (12/5) • gave the Gophers a 2-1 lead midway through the second period in an eventual 3-2 win at Michigan Tech (12/12) • assisted goals in each game of series sweep over Alaska Anchorage (10/30-11/1) • recorded an assist in 3-3 tie at North Dakota (10/17) • named to WCHA All-Academic team • centered third or fourth line much of the season • earned his second letter.

2008-09 • FRESHMAN SEASON

Played in the team's first 13 games before suffering a season-ending knee injury against Michigan (11/28) • scored a goal in a 6-2 win over New Hampshire (11/8) • put a season-high four shots on goal in win over Minnesota State (11/1) • underwent successful knee surgery on Dec. 15 and resumed skating without contact late in the season • centered the team's fourth line before his injury • earned his first letter.

HIGH SCHOOL

Led the Des Moines Buccaneers of the USHL in scoring in 2007-08 with 13 goals and 24 assists in 55 games • named team's Most Valuable Player • named finalist for Minnesota Mr. Hockey Award after totaling 36 points in just 13 games at Academy of Holy Angels in 2006-07 • earned second-team all-state honors in 2006-07 • named honorable mention all-state in 2005-06 after compiling 28-40--68 in 27 games and helping Holy Angels to a 26-3-1 record and the state Class AA championship • member of four conference championship teams • head coach was Greg Trebil • captained hockey and tennis teams as a junior and senior • named to USA select national teams the past four years • selected with the 176th overall pick in the sixth round by the Vancouver Canucks in the 2007 NHL Entry Draft.

PERSONAL

Business and Marketing Education major • lists fishing, tennis and boating as hobbies • most memorable sports thrill was winning 2005 Class AA state hockey championship • son of Scott and Lisa Matson • born September 16, 1988.

JOE MILLER



15

forward
senior

height: 5-10
weight: 191
shoots: right

Plymouth, Minn.

Previous Team
Sioux City (USHL)

High School
Wayzata

F

2010-11 • JUNIOR SEASON

Skated in 13 games • team was 6-5-2 when he played • made season debut in 2-1 win against St. Cloud State (10/24) • led team forwards with two blocked shots against Wisconsin (11/5) • did not see action for 16 games from Nov. 19-Feb.5 • played in the team's final eight regular-season games and both playoff games against Alaska Anchorage • named to the WCHA All-Academic team.

2009-10 • SOPHOMORE SEASON

Saw action in 13 games and did not record a point • put a shot on goal in 11 of 13 games played • had a season-high three shots against Michigan State (11/28) and Northern Michigan (1/3) • only committed one penalty all season • primarily played left wing • earned his second letter.

2008-09 • FRESHMAN SEASON

Appeared in 16 games, including at least one game in 11 of the last 12 weekend series • scored the team's second goal in a 4-4 tie against Michigan State (11/29) • collected an empty net goal against Brown (1/2) • assisted the second goal in a 5-3 win over Minnesota Duluth (2/28) • put a season-high three shots on goal in Dodge Holiday Classic title game against



Northeastern (1/3) • earned his first letter.

HIGH SCHOOL

Led the Sioux City Musketeers of the USHL in scoring in 2007-08 with 23-26--49 in 60 games • received the USHL's Curt Hammer Award, which is presented to the most gentlemanly player both on and off the ice • awarded Sioux City's seventh man award for full commitment to being a team player • scored four goals in four playoff games with Sioux City • played with Lincoln and Sioux Falls of the USHL in 2006-07 • finalist for Minnesota Mr. Hockey Award following senior season at Wayzata High School in 2005-06 • prep teammates with former Gophers Tony Lucia and Kevin Wehrs • named to Minneapolis Star Tribune All-Metro team and All-Conference as a senior • helped team to a fourth place finish at state tournament as a sophomore • head coach was Carl Davis • All-state and All-Conference running back in football while helping team to a state championship • also participated in track.

MILLER'S CAREER STATISTICS

► **OVERALL**

Year	GP	G	A	TP	P-PIM	PP	GW	SH	HT
08-09	16	2	1	3	2-4	0	0	0	0
09-10	13	0	0	0	1-2	0	0	0	0
10-11	13	0	0	0	1-2	0	0	0	0
Total	42	2	1	3	4-8	0	0	0	0

► **WCHA**

Year	GP	G	A	TP	P-PIM	PP	GW	SH	HT
08-09	12	0	1	1	1-2	0	0	0	0
09-10	10	0	0	0	1-2	0	0	0	0
10-11	11	0	0	0	1-2	0	0	0	0
Total	33	0	1	1	3-6	0	0	0	0

MILLER'S CAREER BESTS

Goals (Game)	1	2 times (last: 1/2/09 vs. Brown)
Assists (Game)	1	2/27/09 vs. Minnesota Duluth
Points (Game)	1	3 times (last: 2/27/09 vs. Minnesota Duluth)
Goal Streak	N/A	
Point Streak	N/A	


First Career Goal	11/29/08 vs. Michigan State
First Career Assist	2/27/09 vs. Minnesota Duluth

at Wayzata High School in 2005-06 • prep teammates with former Gophers Tony Lucia and Kevin Wehrs • named to Minneapolis Star Tribune All-Metro team and All-Conference as a senior • helped team to a fourth place finish at state tournament as a sophomore • head coach was Carl Davis • All-state and All-Conference running back in football while helping team to a state championship • also participated in track.

PERSONAL

Graduated in the summer of 2011 with a Business and Marketing Education degree • pursuing a master's degree in sport management • lists most memorable sports thrills as playing in state high school hockey tournament and winning state high school football championship • son of John and Rose Miller • born September 11, 1987.

JAKE PARENTEAU



6

defenseman
sophomore

height: 5-11
weight: 196
shoots: left

Franconia, Minn.

Previous Team
Alaska (NAHL)

High School
Chisago Lakes

D

2010-11 • FRESHMAN SEASON

Played in eight games • team was 4-3-1 when he was in the lineup • never went more than five games without playing • took one shot and blocked two shots in collegiate debut (2-1 win) against St. Cloud State (10/24) • missed both Wisconsin games (Nov. 5-6) after being diagnosed with mononucleosis on Nov. 3 • was medically cleared to play and accompanied the team to Michigan Tech (11/19 and 11/20) but did not see any game action • was +1 against No. 2 Minnesota-Duluth (12/12), which was his first game action since Nov. 26 against Michigan State • played in his first game since Dec. 12 when he suited up at No. 2 North Dakota (1/15) • was +1 and earned five penalty minutes against Michigan Tech (2/26).

HIGH SCHOOL

Played two seasons with the Alaska Avalanche of the NAHL • head coach was Brian Huebel • tied for the NAHL lead in points for a defenseman in 2009-10 with 47 (16g-31a) and led defensemen in goals in each of his two years in the league • became highest scoring defenseman in franchise history with 68 points and became first Avalanche player to earn All-NAHL honors • helped lead the team to its first two playoff appearances • played 2007-08 season for the St. Paul Lakers of the MNJHL and won the team's Rookie of the Year award, tallying 37 points • earned four varsity letters at Chisago Lakes High School • was an all-conference honoree in his senior season.

PERSONAL

Plans to major in sport management • lists hobbies



as fishing, hunting, golfing, and spending time with family and friends • most memorable sports experience was playing hockey in Wasilla, Alaska for the

NAHL's Alaska Avalanche for two years • father, Tom, and uncle, Mike Anderson, both played hockey for the Gophers in the early 1980s • brother, Casey, skated for St. Lawrence University from 2006-09 • son of Tom and Shellee Parenteau • born June 10, 1989.

PARENTEAU'S CAREER STATISTICS

► OVERALL

Year	GP	G	A	TP	P-PIM	PP	GW	SH	HT
10-11	8	0	0	0	2-7	0	0	0	0
Total	8	0	0	0	2-7	0	0	0	0

► WCHA


Year	GP	G	A	TP	P-PIM	PP	GW	SH	HT
10-11	6	0	0	0	2-7	0	0	0	0
Total	6	0	0	0	2-7	0	0	0	0

PARENTEAU'S CAREER BESTS

Goals (Game)	N/A
Assists (Game)	N/A
Points (Game)	N/A
Goal Streak	N/A
Point Streak	N/A

First Career Goal	N/A
First Career Assist	N/A

KENT PATTERSON



35

goalie
senior

height: 6-1
weight: 196
catches: left

Plymouth, Minn.

Previous Team
Cedar Rapids (USHL)

High School
Blake School

NHL
Colorado Avalanche
Year: 2007
(Rd. 4, Pick 113)

G

2010-11 • JUNIOR SEASON

Emerged at the team's No. 1 goaltender • named All-WCHA Second Team • voted by teammates as the John Mariucci Most Valuable Player, the Dr. V. George Nagobads Unsung Hero and the Tom Mohr Playoff Most Valuable Player • played in 30 games (starting 28) and posted a 14-9-6 record • had a 2.49 GAA and a .920 save percentage • played the final 21 games of the season • was 13-5-5 in WCHA games with a 2.27 GAA and a .927 save percentage • led the WCHA in save percentage, second in GAA and third with a 67.4 winning percentage • recorded WCHA wins against Alaska Anchorage, Bemidji State, Colorado College, Denver, Michigan Tech, Minnesota Duluth, North Dakota, St. Cloud State and Wisconsin (only WCHA team that he played against and did not beat was Minnesota State) • stopped 30 or more shots in 12 regular-season games, Gophers were 6-2-4 in those games (3-0-1 at home and 3-2-3 on the road) • had a .930 save percentage and a 2.52 GAA in those 12 games • team was 3-1-2 when he made 35 or more saves • made season debut and had 32 saves in a 5-4 win against Massachusetts (10/9) • played 26:27 in relief against St. Cloud State (10/22) and stopped all 12 shots he saw • made 25 saves in 2-1 win against St. Cloud State (10/24) • played both games in a weekend series for the first time in his career at Colorado College (10/29 and 10/30), earning two wins • registered his first-career point, an assist, versus Wisconsin (11/6) • won both games at



PATTERSON'S CAREER STATISTICS

► OVERALL

Year	GP	GS	W-L-T	MIN	GA	GAA	SV	SV%	SO
08-09	7	1	0-2-1	231	9	2.34	111	.925	0
09-10	8	6	2-4-1	406	21	3.10	192	.901	0
10-11	30	28	14-9-6	1738	72	2.49	833	.920	0
Total	45	35	16-15-8	2375	102	1136	0	0	0

► WCHA

Year	GP	GS	W-L-T	MIN	GA	GAA	SV	SV%	SO
08-09	5	1	0-1-1	155	6	2.31	67	.918	0
09-10	4	4	0-3-1	243	13	3.20	121	.903	0
10-11	24	22	13-5-5	1426	54	2.27	689	.927	0
Total	33	27	13-9-7	1824	73	877	0	0	0

PATTERSON'S CAREER BESTS

Goals Allowed (Fewest - Game)	1	7 times (last: 1/29/11 vs. Alaska Anchorage)
Saves (Game)	41	12/12/0 vs. Minnesota Duluth
Save Percentage (Game)	.974	11/28/09 at Michigan State
First Career Win		11/28/09 at Michigan State
First Career Shutout		N/A

Michigan Tech (11/19 and 11/20) to improve his record to 6-0-1 • recorded 37 saves (16 in the third period) in a 3-2 win against No. 2 Minnesota Duluth (12/10) • set a season and career high with 41 saves (21 in the second period) in a 2-2 tie against No. 2 Minnesota Duluth (12/12) • went 1-0-1 against eventual national champion Minnesota Duluth and had a 1.92 GAA and .951 save percentage in the December series and was named WCHA Co-Defensive Player of the Week • made 35 saves and did not allow an even-strength goal as Minnesota topped No. 2 North Dakota 3-2 (1/14) • made a combined 49 saves and allowed only two goals in Alaska Anchorage series (1/28 and 1/29) • stopped 36 shots in win at Wisconsin (2/18) • made a combined 52 saves in wins against Michigan Tech (2/25 and 2/26) • ended regular season with 29 saves in overtime victory at Bemidji State • named to the WCHA

All-Academic team.

2009-10 • SOPHOMORE SEASON

Played in eight games with five appearances against nationally-ranked teams • registered career-high save totals in consecutive games with 37 stops in a 2-1 win over Michigan State (11/28) for first career victory, followed by a 39-save effort in a 3-1 loss to Minnesota State (12/4) • stopped 31 shots in a 3-3 tie at North Dakota in the second game of the season (10/17) • held Harvard to one goal on 22 shots in a 3-1 victory (1/9) • played in the third period of the opening game of the WCHA playoff series at North Dakota (3/12) • allowed only 10 of his 21 goals in even strength situations • named to the WCHA All-Academic team • earned his second letter.

2008-09 • FRESHMAN SEASON

Appeared in seven games and made only collegiate start against Minnesota Duluth (2/27), stopping 34 shots in a 2-2 tie • allowed one goal while making 19 saves in final two periods of WCHA Final Five game against Minnesota Duluth (3/14) • made 25 saves and allowed two goals in collegiate debut against Michigan (11/28) • totaled 12 saves and allowed one goal while playing in both games at North Dakota (1/9-10) • made 16 saves and took the loss in overtime at Michigan Tech (3/6) • stopped all five shots faced in the third period at Minnesota State (1/30) • earned his first letter.

INTERNATIONAL

Helped USA under-17 team to a gold medal at the 2007 five-nations tournament in Hutwil, Switzerland • participated in USA under-16 and under-17 development camps • participated in 2007 world junior camp.

HIGH SCHOOL

Played two seasons with the Cedar Rapids RoughRiders of the USHL • ranked second in the USHL with a .913 save percentage in 2006-07 and seventh with a 2.91 goals against average • ranked seventh in the USHL in victories while posting a 20-5-3 record • split time in 2006-07 with former Colorado College netminder and 2007-08 WCHA Player of the Year Richard Bachman • named to the USHL all-rookie team in 2006-07 • teammate of former Gopher Kevin Wehrs • missed most of the first half of the 2007-08 season with injuries, but battled back to finish with a 10-6-1 record and 2.49 goals against average • played prep hockey at The Blake School, leading his squad to a consolation title at the 2006 state tournament • coach was John Hamre • played on two conference championship teams • collected honorable mention All-Conference laurels • earned Dean's recognition and Academic Honor Roll mention • competed on high school's lacrosse team that reached the state tournament.

PERSONAL

Business Marketing and Education major • hobbies include longboarding • lists most memorable sports thrills as scoring three goals in the Minnesota state lacrosse championship and beating Totino-Grace in the second finals to reach the 2006 state hockey tournament • son of Rick and Kristi Patterson • born September 15, 1989.

KYLE RAU



7

forward
freshman

height: 5-8
weight: 172
shoots: left

Eden Prairie, Minn.

Previous Team
Sioux Falls (USHL)

High School
Eden Prairie

NHL
Florida Panthers
Year: 2011
(Rd. 3, Pick 91)

F

INTERNATIONAL

Competed for the United States Under-18 Team at the 2009 Ivan Hlinka Memorial in Piestany, Slovakia • recorded an assist and had a plus/minus of +1 in three games.

HIGH SCHOOL

Finished 2010-11 playing for the Sioux Falls Stampede of the USHL under Kevin Hartzell • put up 10 points in the final 11 games of the regular season • led the USHL in playoff scoring with 12 points in 10 games • played high school hockey for Eden Prairie for head coach Lee Smith • won Minnesota's Mr. Hockey Award and earned first-team all-state honors in 2010-11 after leading the Eagles to a Class AA state championship in 2010-11 • scored the winning goal against Duluth East in triple overtime of the 2011 Class AA state championship game on 3/12 • tallied game-winning goal in double overtime against Wayzata to clinch the 2011 Section 6AA championship on 3/2 • was second-team all-state in 2009-10 • helped Eagles win 2008-09 Class AA state championship along with former Gopher Nick Leddy • named AP all-state honorable mention • drafted by the Florida Panthers with

the 91st overall selection (third round) of the 2011 NHL Draft.

PERSONAL

Enrolled in the Carlson School of Management and plans to major in marketing • most memorable sports thrills were winning the 2009 and 2011 Minnesota High School Class AA state hockey championships • brother, Chad, skated for Colorado College from 2005-09 and is currently in the Minnesota Wild organization • son of Mike and Lynne Rau • father, Mike, played baseball for Minnesota • born October 24, 1992.

RAU'S CAREER STATISTICS

► SIOUX FALLS (USHL)

Year	GP	G	A	TP	PIM	PP	GW	SH	HT
10-11	11	4	6	10	15	1	2	0	0

► EDEN PRAIRIE

Year	GP	G	A	TP	PIM	PP	GW	SH	HT
09-10	28	40	41	81	12	11	4	4	6
10-11	31	41	40	81	18	10	8	4	5

NICO SACCHETTI



13

forward
seniorheight: 6-0
weight: 199
shoots: right

Virginia, Minn.

Previous Team
Omaha (USHL)High School
VirginiaNHL
Dallas Stars
Year: 2007
(Rd. 2, Pick 50)

F

2010-11 • JUNIOR SEASON

Recorded seven points (3g-4a) in 30 games • two of his three goals were game-winning tallies • tied for second on the team with two game-winning goals • team was 3-0-0 when he scored a goal and was 4-2-0 when he recorded a point • scored the game-winning goal against Massachusetts (10/9) • had an assist against St. Cloud State (10/22) • his lone multiple-point game was at Colorado College (10/30) where he was +2 and had two assists • recorded his first point in four games with an assist at Minnesota State (12/3) • scored his second goal of the season and was +2 against No. 2 Minnesota-Duluth (12/10) • scored the game-winning goal at No. 2 North Dakota (1/14) • missed the Feb. 11-12 Denver series with an illness • named to the WCHA All-Academic team.

2009-10 • SOPHOMORE SEASON

Participated in 38 of the team's 39 games • spread his 15 points over 13 different games and 12 separate weekends as the team was 9-4 when he scored a point • recorded at least one point in nine consecutive weekends, starting with an as-



SACCHETTI'S CAREER STATISTICS

► OVERALL

Year	GP	G	A	TP	P-PIM	PP	GW	SH	HT
08-09	36	4	3	7	16-43	2	1	0	0
09-10	38	4	11	15	6-12	1	1	0	0
10-11	30	3	4	7	10-20	1	2	0	0
Total	104	11	18	29	32-75	4	4	0	0

► WCHA

Year	GP	G	A	TP	P-PIM	PP	GW	SH	HT
08-09	27	2	3	5	11-36	1	1	0	0
09-10	27	2	6	8	5-10	1	0	0	0
10-11	23	2	4	6	9-18	1	1	0	0
Total	77	6	13	19	25-64	3	2	0	0

SACCHETTI'S CAREER BESTS

Goals (Game)	1	11 times (last: 1/14/11 at North Dakota)
Assists (Game)	2	2 times (last: 10/30/10 at Colorado College)
Points (Game)	2	4 times (last: 10/30/10 at Colorado College)
Goal Streak	N/A	
Point Streak	2	2 times (last: 12/5/09-12/11/09)

First Career Goal	12/13/08 vs. Colorado College
First Career Assist	10/24/08 at Wisconsin

assist in a loss at Wisconsin (11/6) • led the team's regular centers by winning 56.3 percent of face-offs • had the game-winning goal and an assist in a 5-2 victory over Harvard (1/8) • collected a goal and an assist in a win over Bemidji State (11/14) • notched a power play goal in loss to Minnesota Duluth (11/20) • netted a goal at Minnesota State (12/5) • put a season-high five shots on goal in three different games • named team's outstanding student-athlete award winner • selected to WCHA All-Academic team • split time between center and wing • earned his second letter.

2008-09 • FRESHMAN SEASON

Appeared in 36 of team's 37 games, including the last 32 games of the season • notched the team's first goal on the power play in the WCHA first round

sweep of St. Cloud State (3/13) • scored the game-winning goal with 7:11 left in the third period to break a 3-3 tie in an eventual 5-3 win over Minnesota Duluth (2/28) • all three of his assists came against Wisconsin, helping both goals in a 2-2 tie (10/24) and assisting a goal in a 5-4 loss (2/7) • scored goals in wins over Colorado College (12/13) and Brown (1/2) • primarily played center, but also spent time at wing • earned his first letter.

INTERNATIONAL

Helped Team USA claim a bronze medal in the 2008 World Junior A challenge in British Columbia • collected a silver medal with Team USA at the under-18 Ivan Hlinka Memorial tournament in the Czech Republic.


HIGH SCHOOL

Helped the Omaha Lancers to the Clark Cup USHL championship in 2007-08 with 10 goals and 14 assists in 56 games • had a goal and two assists in the team's 14 playoff games • played prep hockey at Virginia High School and amassed 164 points in 52 games over his final two seasons • head coaches were Keith Hendrickson and Gary Cornell • helped Virginia to a section title and state tournament appearance in 2005 • team won two conference championships • earned All-State, All-Conference and All-Area accolades • prep teammate of NHL defenseman Matt Niskanen • graduated in the top 10 percent of his class and was a National Honor Society member • drafted 50th overall in the second round of the 2007 NHL Entry Draft by the Dallas Stars.

PERSONAL

Is a finance major in the Carlson School of Management • lists hobbies as tennis, hunting, fishing and wakeboarding • most memorable sports thrill was winning the section tournament and advancing to the state tournament during his freshman year of high school • son of Tony and Kathy Sacchetti • born August 21, 1989.

NATE SCHMIDT



29

defenseman
sophomoreheight: 5-11
weight: 194
shoots: left

St. Cloud, Minn.

Previous Team
Fargo (USHL)High School
St. Cloud Cathedral

D

2010-11 • FRESHMAN SEASON

Skated in 13 games and had one assist • made collegiate debut against Massachusetts (10/8) • earned his first collegiate point (an assist) against Ferris State (1/1) • point came in his seventh career game • was playing third line left wing when he picked up the assist instead of his customary defensive position • played in back-to-back WCHA series games (played left wing instead of defense) for the first and only time of the season at North Dakota (Jan. 14-15).

INTERNATIONAL

Played for the U.S. Under-17 team that earned a silver medal at the Five Nations Cup in the Czech Republic in 2007.

HIGH SCHOOL

Played one season with the Fargo Force of the USHL • ranked seventh on the team and first among Force defensemen in points with 37 (14g-23a) in 57 games • collected six assists in team's run to the Clark Cup final • selected to USHL All-Star team and USHL All-Rookie team • head coach was current St. Cloud assistant coach Steve Johnson • played three years of high school at St. Cloud Cathedral • head coach was Eric Johnson • helped lead team to Class A state semi-final • earned all-Wright County Conference honors all three years he played and earned all-state honors in his final year • was the second-highest scoring defenseman in the state when he recorded 53 points (25g-28a) in 31 games in 2008-09.



PERSONAL

Currently undeclared but plans to major in business • lists baseball, hunting, and fishing as hobbies • lists 2010 Clark Cup playoff run with Fargo Force as most memorable sports thrill • son of Tom and JoAnn Schmidt • born July 16, 1991.

SCHMIDT'S CAREER STATISTICS

► OVERALL

Year	GP	G	A	TP	P-PIM	PP	GW	SH	HT
10-11	13	0	1	1	3-6	0	0	0	0
Total	13	0	1	1	3-6	0	0	0	0

► WCHA


Year	GP	G	A	TP	P-PIM	PP	GW	SH	HT
10-11	10	0	0	0	3-6	0	0	0	0
Total	10	0	0	0	3-6	0	0	0	0

SCHMIDT'S CAREER BESTS

Goals (Game)	N/A
Assists (Game)	1 1/1/11 vs. Ferris State
Points (Game)	1 1/1/11 vs. Ferris State
Goal Streak	N/A
Point Streak	N/A

First Career Goal	N/A
First Career Assist	1/1/11 vs. Ferris State

TOM SERRATORE



14

forward
sophomore

height: 5-11
weight: 190
shoots: left

Colorado Springs, Colo.

Previous Team
Youngstown (USHL)

High School
Pine Creek

F

2010-11 • FRESHMAN SEASON

Played in 28 games and had four points (2g-2a) • team was 3-0-0 when he had a point • took only six minor penalties all season • had a streak of 15 games from Nov. 28-Feb. 19 where he was an even or plus player (was +8 during the streak) • made Minnesota debut against Massachusetts (10/8) • recorded his first-career point (an assist), scored his first collegiate goal and was +3 in his hometown of Colorado Springs as Minnesota won 9-4 at Colorado College (10/30) • took a team-high five shots (along with Mike Hoeffel) at Michigan Tech (11/20) • had one assist against No. 2 Minnesota-Duluth (12/10) • scored his first career game-winning goal against Alaska Anchorage (1/28).

INTERNATIONAL

Represented the United States on 2005 Under-17 team that captured the gold medal at the Five Nations Tournament in Huttwil, Switzerland and on the 2006 Under-18 team that took home the silver medal from the Ivan Hlinka Memorial Tournament in Breclav, Slovakia.

HIGH SCHOOL

Played for the Youngstown Phantoms during the team's inaugural USHL season in 2009-10 • tied for the team lead in goals with 17 and was fourth on the team in points with 32 • selected to the 2010 USHL All-Star Game and recorded a goal for Team CCM/East • played two seasons with the Sioux City Musketeers, also of the USHL, totaling 13 points in 69 games • played for Colorado Thunderbirds Midget AAA team from 2003-06.

PERSONAL

Currently undeclared but plans to major in sport man-



agement • hobbies include hiking, fishing, and listening to music • lists winning gold medal at 2005 Under-17 Five Nations Tournament and silver medal at 2006 Ivan Hlinka Memorial Tournament in Slovakia as most memorable sports thrills • cousin, Robb Stauber, played for Minnesota from 1986-89 and became first goaltender to win the Hobey Baker Award • father, Frank, is the current head coach at Air Force Academy and played goaltender for Bemidji State and Western

Michigan in college • uncle, Tom, is the current head coach at Bemidji State and played for the Beavers, as well as at Mankato State during his college years • son of Frank and Carol Serratore • born July 16, 1989.

SERRATORE'S CAREER STATISTICS

► **OVERALL**

Year	GP	G	A	TP	P-PIM	PP	GW	SH	HT
10-11	28	2	2	4	6-12	0	1	0	0
Total	28	2	2	4	6-12	0	1	0	0

► **WCHA**

Year	GP	G	A	TP	P-PIM	PP	GW	SH	HT
10-11	22	2	2	4	5-10	0	1	0	0
Total	22	2	2	4	5-10	0	1	0	0

SERRATORE'S CAREER BESTS

Goals (Game)	1	2 times (last: 1/28/11 vs. Alaska Anchorage)
Assists (Game)	1	2 times (last: 12/10/10 vs. Minnesota Duluth)
Points (Game)	2	10/30/10 at Colorado College
Goal Streak	N/A	
Point Streak	N/A	

First Career Goal	10/30/10 at Colorado College
First Career Assist	10/30/10 at Colorado College

MICHAEL SHIBROWSKI



1

goalie
sophomore

height: 6-2
weight: 190
catches: left

Andover, Minn.

Previous Team
Des Moines (USHL)

High School
Benilde-St. Margaret's

G

2009-10 • FRESHMAN SEASON

Joined Colorado College on 12/26 after playing in 25 games for the Owatonna Express of the NAHL • appeared in two games for the Tigers • stopped three of four shots in collegiate debut against St. Cloud on 1/30, playing 15:05 in relief of Joe Howe • won first college start on 2/6, stopping 31 of 34 shot in a 5-3 win over Mercyhurst.

HIGH SCHOOL

In 2010-11, appeared in 45 games for the Des Moines Buccaneers of the USHL under head coach Regg Simon • compiled a 21-16-5 record with a 2.59 goals against average and a .912 save percentage • two-time Reebok USHL Goalie of the Week (10/11 and 1/17) • was named team's MVP and also took home the Fan Favorite Award and the Bob McCorkle Award for sportsmanship and dedication • played for the NAHL's Owatonna Express before joining Colorado College midway through 2009-10 • compiled a 14-5-4 record for the Express and earned Sherwood/NAHL Goalie of the Week honors for the week of 10/19 • helped Russell Stover to an appearance in the 2009 USA Hockey U18 national championship • played his prep hockey at Benilde-St. Margaret's under head coaches Ken Pauly and Larry Hendrickson • earned varsity letters in hockey and lacrosse for the Red Knights and was co-captain of the hockey team for one season • won team's Most Improved Player Award in 2005-06 • helped the Red Knights capture the Section 6AA title and finish third at

the state tournament in 2007-08, earning Associated Press Honorable Mention All-State accolades and BSM's Vic St. Martin Coaches Award • finished his time at Benilde-St. Margaret's ranked in top ten all-time in every goaltending category for the school, including GAA (first at 1.99) and save percentage (second at .899) • played with Gopher defenseman Chris Student.

PERSONAL

Currently undeclared but plans to major in business • four-year honor student in high school • favorite hobbies include hunting, fishing, and camping • most memorable sports thrill was winning third place in the Minnesota High School State tournament • son of Gary and Kathy Shibrowski • born November 18, 1990.

SHIBROWSKI'S CAREER STATISTICS

► DES MOINES (USHL)

Year	GP	W-L-OTL-SO	MIN	GA	GAA	SV	SV%	SO
10-11	45	21-16-5-4	2596	112	2.59	1166	.912	4

► OWATONNA (NAHL)

Year	GP	W-L-T	MIN	GA	GAA	SV	SV%	SO
09-10	25	14-5-3	1467	77	3.15	658	.895	1


► COLORADO COLLEGE (WCHA)

Year	GP	W-L-T	MIN	GA	GAA	SV	SV%	SO
09-10	2	1-0-0	75	4	3.20	34	.895	0

► BENILDE-ST. MARGARET'S

Year	GP	W-L-T	MIN	GA	GAA	SV	SV%	SO
08-09	2	2 1-1-0	102	7	3.50	37	.841	0

CHRIS STUDENT



3

forward
sophomore

height: 5-9
weight: 173
shoots: right

Edina, Minn.

Previous Teams
Northeastern University

Waterloo (USHL)

High School
Benilde-St. Margaret's

D

2010-11 • SOPHOMORE SEASON

Missed the 2010-11 season due to NCAA transfer regulations.

2009-10 • FRESHMAN SEASON

Tallied two assists in 24 games for Northeastern in 2009-10 • notched his first collegiate point with an assist on the Huskies' lone goal against Boston College (11/7) • had the game-winning assist against Dartmouth in the Ledyard Bank Classic (1/2).

INTERNATIONAL

Skated at USA Hockey National Select 16 and 17 Festivals.

HIGH SCHOOL

Played for Waterloo of the USHL in 2008-09 under head coach P. K. O'Handley • scored two goals, 16 points, and had the third-highest plus/minus among USHL defensemen with a +28 rating • was a four-year letter-winner and three-year captain for Benilde-St. Margaret's under head coaches Ken Pauly and Larry Hendrickson • led the Red Knights to a Section 6AA

title and a third-place finish in the state tournament in 2007-08 • was an all-conference honoree in his final three seasons and earned all-state honors in his final two seasons • won the team's best defenseman award three years in a row • holds the school's records for career assists (87) and single-season assists (49).

PERSONAL

Majoring in Business Marketing and Education • hobbies include playing the guitar and drums • most memorable hockey thrill was playing in the Minnesota state hockey tournament • son of Richard and Sheila Student • born July 22, 1989.

STUDENT'S STATISTICS


► **NORTHEASTERN (HOCKEY EAST)**

Year	GP	G	A	TP	PIM	PP	GW	SH	HT
09-10	24	0	2	2	6	0	0	0	0

► **WATERLOO (USHL)**

Year	GP	G	A	TP	PIM	PP	GW	SH	HT
08-09	40	7	15	22	26	2	0	0	0

BLAKE THOMPSON



5

defenseman
freshman

height: 6-2
weight: 212
shoots: right

Eden Prairie, Minn.

Previous Team
Waterloo (USHL)

High School
Eden Prairie

D

HIGH SCHOOL

Played two seasons with the USHL's Waterloo Black Hawks under head coach P.K. O'Handley • was second among Black Hawk defensemen in scoring in 2010-11 with 23 points • was Waterloo's Fan's Choice Player of the Year • shared the Black Hawks' Unsung Hero and Community Service awards • played the 2008-09 season with the USHL's Sioux Falls Stampede under coach Kevin Hartzell • competed in the 2009 USHL All-Star Game • played high school hockey for Eden Prairie • head coach was Lee Smith • played with former Gopher Nick Leddy • named AP all-state honorable mention.

PERSONAL

Undecided on a major • most memorable sports thrill was playing in the 2009 USHL All-Star Game • son of Thomas and Karen Thompson • born July 3, 1991.

THOMPSON'S CAREER STATISTICS

► WATERLOO (USHL)

Year	GP	G	A	TP	PIM	PP	GW	SH	HT
09-10	59	2	6	8	110	1	0	0	0
10-11	58	5	18	23	117	2	2	0	0
Total	117	7	24	31	227	3	2	0	0

► SIOUX FALLS (USHL)

Year	GP	G	A	TP	PIM	PP	GW	SH	HT
08-09	53	1	0	1	76	0	0	0	0

► EDEN PRAIRIE

Year	GP	G	A	TP	PIM	PP	GW	SH	HT
07-08	27	2	4	6	-	-	-	-	-

SAM WARNING



11

forward
freshman

height: 5-8
weight: 180
shoots: left

Chesterfield, Mo.

Previous Team
Cedar Rapids (USHL)

High School
Christian Brothers
College High

F

INTERNATIONAL

Helped the U.S. Junior Select Team capture the 2010 World Junior A Challenge title in Penticton, B.C. • recorded two goals and two assists • played on the U.S. Under-18 Select Team at the 2009 Ivan Hlinka Memorial in Piestany, Slovakia • shared the team lead in scoring with Gopher teammate Christian Isackson by putting up two goals and two assists in three games.

HIGH SCHOOL

Played two seasons with the Cedar Rapids RoughRiders under head coach Mark Carlson • was Cedar Rapids' fourth-leading scorer with 43 points in 2010-11, helping team win its first-ever outright Anderson Cup • scored RoughRiders' only goal in regulation and scored the Anderson Cup-clinching shootout goal against Dubuque on 4/8/11 • played high school hockey for Christian Brothers College High School (Mo.) under head coach John Jost • helped lead the team to a 33-0-1 record and a state championship in 2008-09 • also played for the St. Louis Selects Midget AAA team.

PERSONAL

Major is undeclared • lists golf and ping pong as hobbies • most memorable sports thrill was winning the

USHL's Anderson Cup with the Cedar Rapids RoughRiders • son of Joan Humes and David Warning • born September 29, 1992.

WARNING'S CAREER STATISTICS

▶ CEDAR RAPIDS (USHL)

Year	GP	G	A	TP	PIM	PP	GW	SH	HT
09-10	53	9	10	19	41	1	1	1	0
10-11	56	24	19	43	78	7	1	0	0
Total	109	33	29	62	119	8	2	1	0

▶ CHRISTIAN BROTHERS COLLEGE HIGH

Year	GP	G	A	TP	PIM	PP	GW	SH	HT
08-09	34	20	21	41	-	-	4	-	2



▶ LED GOPHERS TO CONSECUTIVE NATIONAL TITLES [2002-03]

▶ COACHED 16 ALL-AMERICANS

▶ THREE-TIME WCHA COACH OF THE YEAR [1994, 1996, 2006]

HEAD COACH DON LUCIA

13th Season

A two-time national champion coach and one of the only active Division I men's hockey coaches with more than 500 victories, **Don Lucia** enters his 13th season as the head coach at the University of Minnesota in 2011-12.

Lucia has guided the Gophers to an exceptional 290-159-53 (.637) mark during his 12 seasons. In 24 seasons overall as a collegiate head coach, Lucia has compiled a 569-314-82 (.636) record.

During his tenure at Minnesota, Lucia, 53, has helped his teams raise seven banners to the rafters of Mariucci Arena, including back-to-back NCAA championships in 2001-02 and 2002-03. His squads have also captured two WCHA titles and three WCHA Final Five crowns. In addition, Lucia has led the Gophers to seven 25-win seasons and six top-three finishes in the WCHA. He is a three-time WCHA Coach of the Year, winning the award in 1993-94, 1995-96 and 2005-06.

Joining the legendary Herb Brooks, Lucia became only the second head coach in Gopher history to lead his team to increasing win totals in each of his first three seasons. After Minnesota finished



20-19-2 in his first year, the Gophers went 27-13-2 in 2000-01 and reached the NCAA Tournament for the first time since 1998. His third campaign saw the team finish 32-8-4 and win its first NCAA Championship in 23 years with a dramatic 4-3 overtime win vs. Maine at the Xcel Energy Center in St. Paul.

In 2002-03, the Gophers took home their fifth national title, posting a 28-8-9 record along the way and beating New Hampshire 5-1 in Buffalo, N.Y. in the title game. With that NCAA crown, Lucia became one of just four coaches in NCAA history to lead his team to back-to-back national titles. The 2002-03 squad also captured the Gophers' first WCHA Final Five championship since 1995-96 while finishing the season with an eight-game winning streak and 12-game unbeaten streak.

In fact, Lucia has done some of his



best coaching late in the season, owning a 58-31-2 combined record during the months of March and April. He has 17 NCAA tournament coaching victories and has led his teams to 13 career appearances in the event. Five of those appearances came while coaching at Colorado College as Lucia joins current Boston College coach Jerry York as the only coaches to lead two different schools to at least five NCAA tournament appearances. He is one of just six coaches in NCAA history to lead two different schools to the Frozen Four.

Lucia led his teams to at least 27 wins in each of the next four seasons, capturing a second straight WCHA Final Five title in 2003-04 and reaching the NCAA Frozen Four in 2004-05. His 2005-06 and 2006-07 squads both won WCHA regular season titles and earned top seeds in the NCAA tournament. The 2006-07 team had a school-record 22-game unbeaten streak after a season-opening loss and finished 31-10-3 overall.

One of Lucia's best in-season coaching performances may have come in 2007-08 when the team finished 19-17-9 and placed seventh in the WCHA, but had a strong finish with three straight overtime wins to reach the WCHA Final Five championship game and earn an eighth straight berth to the NCAA tournament, which was the second-longest streak in Minnesota history.

In 2008-09, the Gophers were ranked No. 1 in the country for two weeks in November before Lucia was diagnosed with sarcoidosis midway through the season, causing him to miss four games as the team finished 17-13-7 overall and fifth place in the WCHA regular season.

The struggles carried over into 2009-10 when Lucia endured just his second losing season as a head coach and first since 1989-90 when the Gophers finished 18-19-2. However, in typical

LUCIA AT A GLANCE

Born August 20, 1958
High School Grand Rapids High School (Minn.)
Education B.S., University of Notre Dame, 1981

Coaching Experience

Alaska-Fairbanks: assistant coach, 1981-85
 Alaska Anchorage: assistant coach, 1985-87
 Alaska-Fairbanks: head coach, 1987-93
 Colorado College: head coach, 1993-99
 Minnesota: head coach, 1999-present

Coaching Highlights

- Coached Minnesota to back-to-back NCAA Championships in 2002 and 2003
- One of only four coaches in NCAA history to lead a team to back-to-back titles
- Spencer Penrose National Coach of the Year in 1994
- Has reached the Frozen Four in four of the last 14 years
- Three-time WCHA Coach of the Year (1994, 1996, 2006)
- Coached 2002 Hobey Baker Award winner, Jordan Leopold
- Coached his teams to five MacNaughton Cups and three Broadmoor Trophies

Has Coached

- 16 first team All-Americans
- 8 Hobey Baker Award finalists
- 51 All-WCHA team members
- 124 WCHA All-Academic team members

Coaching Record

- 569-314-82 (.636) overall (*through 23 seasons*)
- 113-87-11 (.562) at Alaska Fairbanks (*six seasons*)
- 166-68-18 (.694) at Colorado College (*six seasons*)
- 290-159-53 (.637) at Minnesota (*12 seasons*)

Family

Wife: Joyce
 Children: Alison, Jessica, Anthony, Mario



Lucia fashion, the squad played its best hockey at the end of the season with wins in four of its last six regular season games and a hard-fought three-game series loss at eventual WCHA Final Five champion North Dakota in the league playoffs.

Lucia, who received a clean bill of health from his doctors in July 2010, guided the Gophers to a 16-14-6 record during the 2010-11 season. The young squad finished the regular season with a 5-0-2 record in its last seven games before falling to Alaska Anchorage in the league playoffs.

Lucia has coached 16 All-Americans, including 2001-02 Hobey Baker Award winner, Jordan Leopold and, most recently, 2008-09 selection Ryan Stoa. He also has coached 51 all-WCHA players, 20 all-WCHA defensemen, eight Hobey Baker Award finalists, six WCHA Defensive Players of the Year and three WCHA Rookies of the Year. Leopold's Hobey Baker Award was the fourth

in Minnesota history, marking the most of any school.

Lucia has helped many Gophers move on to the next level as well. During his 12-year tenure, 62 of his players have been drafted by NHL franchises including 14 first round selections. Erik Johnson was taken first overall in the 2006 draft by the St. Louis Blues while Thomas Vanek (2003), Blake Wheeler (2004) and Phil Kessel (2006) were all taken with the fifth overall choice.


Two of Lucia's former players, Johnson and Kessel, were members of the 2010 Team USA squad that won the silver medal at the Winter Olympics in Vancouver. Paul Martin would have been a third Gopher on Team USA, but missed the Olympics because of an injury.

During 2010-11, 14 of Lucia's former Minnesota players played in an NHL regular season game. They combined to play in 743 games while scoring 133 goals and dishing out 220 assists.

Lucia has maintained Minnesota's tradition of building a roster built primarily around Minnesota natives, however, he has also brought in several top-notch players from other states and countries to keep the Gophers among the nation's elite programs. He has been successful in attracting some of the nation's top players who have participated in the U.S. National Development Team program, drawing 17 players from the Ann Arbor, Mich. squad since taking over the Gophers' program.

AWARD WINNERS UNDER LUCIA

Award	Player	Year
WCHA Defensive Player of the Year	Shawn Reid, D (CC)	1993-94
WCHA Defensive Player of the Year	Eric Rud, D (CC)	1995-96
WCHA Rookie of the Year	Brian Swanson, F (CC)	1995-96
WCHA Defensive Player of the Year	Eric Rud, D (CC)	1996-97
WCHA Student-Athlete of the Year	Scott Swanson, D (CC)	1998-99
WCHA Defensive Player of the Year	Jordan Leopold, D	2000-01
WCHA Defensive Player of the Year	Jordan Leopold, D	2001-02
Hobey Baker Award	Jordan Leopold, D	2001-02
WCHA Rookie of the Year	Thomas Vanek, F	2002-03
WCHA Rookie of the Year	Phil Kessel, F	2005-06
WCHA Defensive Player of the Year	Alex Goligowski, D	2006-07
WCHA Leading Scorer	Ryan Stoa, F	2008-09
WCHA Rookie of the Year	Jordan Schroeder, F	2008-09



LUCIA'S RECORD

YEAR	SCHOOL	OVERALL RECORD	WCHA RECORD	NCAA	NOTES
1987-88	Alaska-Fairbanks	23-10-2			Great West Conference Champions
1988-89	Alaska-Fairbanks	23-12-3			
1989-90	Alaska-Fairbanks	10-20-0			
1990-91	Alaska-Fairbanks	17-16-2			
1991-92	Alaska-Fairbanks	17-17-2			
1992-93	Alaska-Fairbanks	23-12-2			
1993-94	Colorado College	23-11-5	18-9-5 (1st)		WCHA Champions
1994-95	Colorado College	30-12-1	22-9-1 (1st)	0-1 (Quarterfinal)	WCHA Champions
1995-96	Colorado College	33-5-4	26-2-4 (1st)	2-1 (Runner-up)	WCHA Champions/NCAA Runner-up
1996-97	Colorado College	25-15-4	17-11-4 (T-4th)	2-1 (Frozen Four)	NCAA Frozen Four
1997-98	Colorado College	26-13-3	16-10-2 (3rd)	1-1 (Quarterfinal)	NCAA Tournament
1998-99	Colorado College	29-12-1	20-8-0 (2nd)	1-1 (Quarterfinal)	NCAA Tournament
1999-00	Minnesota	20-19-2	13-13-2 (6th)		
2000-01	Minnesota	27-13-2	18-8-2 (3rd)	0-1 (First Round)	NCAA Tournament
2001-02	Minnesota	32-8-4	18-7-3 (3rd)	3-0 (Champions)	NCAA Champions
2002-03	Minnesota	28-8-9	15-6-7 (T-2nd)	4-0 (Champions)	WCHA Playoff Champions/NCAA Champions
2003-04	Minnesota	27-14-3	15-12-1 (T-4th)	1-1 (Regional Final)	WCHA Playoff Champions/NCAA Regional Final
2004-05	Minnesota	28-15-1	17-10-1 (T-3rd)	2-1 (Frozen Four)	NCAA Frozen Four
2005-06	Minnesota	27-9-5	20-5-3 (1st)	0-1 (First Round)	WCHA Champions/NCAA Tournament
2006-07	Minnesota	31-10-3	18-7-3 (1st)	1-1 (Regional Final)	WCHA Playoff Champions/NCAA Regional Final
2007-08	Minnesota	19-17-9	9-12-7 (7th)	0-1 (First Round)	NCAA Tournament
2008-09	Minnesota	17-13-7	12-11-5 (5th)		
2009-10	Minnesota	18-19-2	12-14-2 (7th)		
2010-11	Minnesota	16-14-6	13-10-5 (5th)		
TOTALS		569-314-82 (.632)	281-150-52 (.636)	17-11	



Prior to his arrival at Minnesota, Lucia led Colorado College, to a 166-68-18 (.694) record in six seasons. Tied with former Wisconsin head coach Jeff Sauer as the second-winningest coach in Colorado College history, Lucia guided the Tigers to a record of 23-11-5 record and the WCHA regular-season title in his first season in 1993-94. Colorado College had struggled to an 8-28 record the previous season and had not experienced a winning season in the previous 13 campaigns. The league title was Colorado College's first in 37 years.

Lucia, who guided Colorado College to an unprecedented three straight outright regular-season league titles in his first three years behind the bench, helped the Tigers appear in the 1996 championship game and 1997 NCAA Frozen Four semifinals. Lucia was honored at the conclusion of the 1993-94 season as the 44th recipient of the Spencer Penrose Award as National Coach of the Year by the American Hockey Coaches Association.

Prior to his stint at Colorado College, Lucia spent six years as head coach at the University of Alaska Fairbanks where he posted four winning seasons and an overall record of 113-87-10. In his first year as head coach in 1987-88, the Nanooks claimed the final championship of the now-defunct Great West Hockey Conference, and Lucia was named the league's Coach of the Year.

Lucia has been a collegiate coach for 30 seasons overall, spending six years as an assistant following his graduation from the University of Notre Dame in 1981. He began his career as an assistant at Alaska Fairbanks (1981-85) before moving to the University of Alaska Anchorage for two seasons (1985-87). He lettered three times as a defenseman at Notre Dame, where he served as assistant team captain in his senior year.

Lucia has also been active with USA Hockey, having served as head coach of the national-16 team that competed in Finland in August 1996. In the summer of 1995, he was coach of Team West at the United States Olympic Festival in Denver. Lucia served as the president of the Amer-

FIRST TEAM ALL-AMERICANS UNDER LUCIA

Player (College)	Pos.	Year
Shawn Reid (CC)	D	1993-94
Jay McNeill (CC)	F	1994-95
Kent Fearnis (CC)	D	1994-95
Ryan Bach (CC)	G	1994-95
		1995-96
Peter Geronazzo (CC)	F	1995-96
Calvin Elfring (CC)	D	1997-98
Brian Swanson (CC)	C	1998-99
Scott Swanson (CC)	D	1998-99
Jordan Leopold (MN)	D	2000-01
		2001-02
John Pohl (MN)	C	2001-02
Keith Ballard (MN)	D	2003-04
Ryan Potulny (MN)	C	2005-06
Alex Goligoski (MN)	D	2006-07
Ryan Stoa (MN)	F	2008-09

WCHA TITLES (COMBINED)

SINCE 1981-82

Coach	Reg. Season	Final Five
Don Lucia (MN/CC)	5	3
Dean Blais (ND)	5	2
George Gwozdecky (DU)	3	4
Doug Woog (MN)	4	3
Jeff Sauer (WIS)	2	5
Gino Gaspirini (ND)	4	1
Dave Hakstol (ND)	2	3

LUCIA AT MINNESOTA

2010-11

- Record: 16-14-6 (13-10-5 WCHA)

2009-10

- Record: 18-19-2 (12-14-2 WCHA)

2008-09

- Record: 17-13-7 (12-11-5 WCHA)
- Ryan Stoa: First Team All-American

2007-08

- Record: 19-17-9 (9-12-7 WCHA)
- WCHA Final Five Runner-up
- NCAA Tournament appearance

2006-07

- Record: 31-10-3 (18-7-3 WCHA)
- WCHA Championship
- WCHA Final Five Champions
- NCAA Tournament No. 1 seed
- Alex Goligoski: First Team All-American

2005-06

- Record: 27-9-5 (20-5-3 WCHA)
- WCHA Championship
- WCHA Co-Coach of the Year
- NCAA Tournament No. 1 seed
- Ryan Potulny: Hobey Baker Award Finalist/First Team All-American/nation's leading scorer
- Phil Kessel: WCHA Rookie of the Year/nation's leading rookie scorer

2004-05

- Record: 28-15-1 (17-10-1 WCHA)
- NCAA Frozen Four appearance
- NCAA Tournament No. 1 seed
- Three 40-point scorers

2003-04

- Record: 27-14-3 (15-12-1 WCHA)
- WCHA Final Five Champions
- NCAA Tournament No. 1 seed
- Keith Ballard: Hobey Baker Award Finalist/First Team All-American

2002-03

- Record: 28-8-9 (15-6-7 WCHA)
- NCAA Champions
- WCHA Final Five Champions
- NCAA Tournament No. 1 seed
- Thomas Vanek: nation's leading rookie scorer

2001-02

- Record: 32-8-4 (18-7-3 WCHA)
- NCAA Champions
- Jordan Leopold: Hobey Baker Award winner/First Team All-American/WCHA Defensive Player of the Year/nation's leading defenseman scorer
- John Pohl: First Team All-American/nation's leading scorer

2000-01

- Record: 27-13-2 (18-8-2 WCHA)
- NCAA Tournament appearance
- Jordan Leopold: First Team All-American/WCHA Defensive Player of the Year

1999-2000

- Record: 20-19-2 (13-13-2 WCHA)
- First season at Minnesota



ican Hockey Coaches Association in 1999.

As a prep athlete, Lucia helped Grand Rapids High School claim two Minnesota State High School Hockey Championships (1975 and 1976) as well as a pair of third-place finishes (1974 and 1977). He earned all-state recognition as a linebacker in football and as a defenseman in hockey his senior year. He also served as captain of the hockey team during his final prep campaign. He later was drafted by the Philadelphia Flyers of the National Hockey League.

Lucia and his wife, Joyce, are the parents of two daughters, Alison and Jessica, as well as two sons, former Gopher Tony and high-schooler Mario. Lucia also became a grandfather in the summer of 2011. The Lucia family makes its home in Plymouth, Minn.

Air Force	18-3-2	(With Minnesota)	2-0-0	Michigan State	5-6-5	Away	0-2-0
Home	5-0-1	Colorado College	25-17-1	Home	2-2-2	(With Minnesota)	1-0-0
Away	12-3-1	Home	11-6-1	Away	3-3-3	Quebec	0-2-0
Neutral	1-0-0	Away	11-9-0	Neutral	0-1-0	Home	0-2-0
(With Minnesota)	1-0-1	Neutral	3-2-0	(With Minnesota)	4-3-4	Quinnipiac	1-0-0
Alabama-Huntsville	17-4-1	(With Minnesota)	21-15-1	Michigan Tech	46-10-9	Home	1-0-0
Home	11-2-0	Denver	31-34-5	Home	24-6-3	(With Minnesota)	1-0-0
Away	6-2-1	Home	22-11-3	Away	22-3-6	Rensselaer	1-0-0
(With Minnesota)	3-0-0	Away	6-19-2	Neutral	0-1-0	Neutral	1-0-0
Alaska Anchorage	63-33-11	Neutral	3-4-0	(With Minnesota)	29-5-4	(With Minnesota)	1-0-0
Home	37-16-5	(With Minnesota)	14-20-3	Minnesota	17-7-2	RIT	2-1-0
Away	26-17-6	Ferris State	5-2-1	Home	8-2-2	Home	2-0-0
(With Minnesota)	23-9-5	Home	5-0-1	Away	7-4-0	(With Minnesota)	0-1-0
Alaska-Fairbanks	2-1-1	Away	0-2-0	Neutral	2-1-0	Sacred Heart	0-0-0
Home	0-1-1	(With Minnesota)	3-0-1	Minnesota Duluth	32-22-5	St. Cloud State	39-28-8
Away	2-0-0	Guelph	1-0-1	Home	18-8-2	Home	18-13-3
Alaska Gold Kings	3-1-0	Away	1-0-1	Away	13-12-3	Away	17-11-5
Home	2-0-0	Gustavus Adolphus	2-0-0	Neutral	1-2-0	Neutral	4-4-0
Away	1-1-0	Home	2-0-0	(With Minnesota)	22-15-5	(With Minnesota)	17-17-7
Alberta	1-0-0	Harvard	3-0-0	Minnesota State	35-8-4	St. Lawrence	2-0-0
Home	1-0-0	Home	3-0-0	Home	15-3-4	Neutral	2-0-0
(With Minnesota)	1-0-0	(With Minnesota)	2-0-0	Away	17-5-0	St. Thomas	2-0-0
Arizona	2-0-0	Holy Cross	0-1-0	Neutral	3-0-0	Home	2-0-0
Away	2-0-0	Neutral	0-1-0	(With Minnesota)	26-8-4	Salem State	2-0-0
Army	2-0-0	(With Minnesota)	0-1-0	Nebraska-Omaha	1-2-0	Home	2-0-0
Away	2-0-0	Kent State	6-3-0	Home	0-2-0	Union	2-2-0
Bemidji State	8-1-1	Home	5-1-0	Away	1-0-0	Home	2-1-0
Home	6-1-0	Away	1-2-0	(With Minnesota)	1-2-0	Away	0-1-0
Away	2-0-1	Lake Forest	2-0-0	New Hampshire	4-4-2	(With Minnesota)	2-1-0
(With Minnesota)	8-1-1	Home	2-0-0	Home	2-1-1	U.S. International	2-2-0
Boston College	2-4-0	Lake Superior State	2-2-0	Neutral	1-2-0	Home	2-0-0
Home	2-1-0	Home	1-0-0	(With Minnesota)	3-1-2	Away	0-2-0
Away	0-1-0	Away	1-2-0	Niagara	2-0-0	Vermont	2-0-0
Neutral	0-2-0	(With Minnesota)	1-0-0	Home	2-0-0	Neutral	2-0-0
(With Minnesota)	2-2-0	Massachusetts	4-0-0	(With Minnesota)	2-0-0	Wayne State	4-0-0
Boston University	1-1-2	Home	3-0-0	North Dakota	29-34-6	Home	4-0-0
Home	0-0-2	Neutral	1-0-0	Home	13-14-4	(With Minnesota)	4-0-0
Away	1-1-0	(With Minnesota)	3-0-0	Away	13-16-2	Western Michigan	1-1-0
(With Minnesota)	1-1-2	UMass-Lowell	2-0-0	Neutral	2-4-0	Home	1-1-0
Bowling Green	1-2-0	Home	1-0-0	(With Minnesota)	17-20-3	Western Ontario	1-2-0
Home	1-0-0	Neutral	1-0-0	Northeastern	1-1-0	Home	1-1-0
Away	0-1-0	(With Minnesota)	1-0-0	Home	1-0-0	Away	0-1-0
Neutral	0-1-0	Maine	2-9-2	Away	0-1-0	Wilfred Laurier	1-0-1
(With Minnesota)	1-0-0	Home	1-0-1	(With Minnesota)	1-0-0	Home	1-0-1
Brandon	3-1-0	Away	0-5-0	Northern Michigan	15-8-0	Windsor	2-0-0
Home	3-1-0	Neutral	1-3-1	Home	11-2-0	Home	2-0-0
British Columbia	1-0-1	(With Minnesota)	2-3-0	Away	4-6-0	Wisconsin	39-35-6
Away	1-0-1	Mercyhurst	3-0-0	(With Minnesota)	1-1-0	Home	21-12-2
Brock	2-0-0	Home	3-0-0	Norwich	0-1-0	Away	16-18-4
Home	2-0-0	(With Minnesota)	1-0-0	Away	0-1-0	Neutral	2-5-0
Brown	3-0-0	Merrimack	2-1-0	Notre Dame	5-1-0	(With Minnesota)	26-19-6
Home	3-0-0	Home	1-0-0	Home	3-0-0	Wisconsin-Eau Claire	2-0-0
(With Minnesota)	2-0-0	Away	1-1-0	Away	0-1-0	Home	2-0-0
Calgary	3-1-0	(With Minnesota)	1-0-0	Neutral	2-0-0	Wisconsin-River Falls	2-0-0
Home	3-1-0	Miami (Ohio)	3-2-0	(With Minnesota)	2-0-0	Home	2-0-0
(With Minnesota)	1-0-0	Home	2-2-0	Ohio State	7-0-0	Wisconsin-Stevens Point	2-0-0
Canisius	2-0-0	Away	1-0-0	Home	4-0-0	Home	2-0-0
Home	2-0-0	Michigan	11-7-0	Road	2-0-0	Wisconsin-Superior	2-0-0
Cornell	2-0-0	Home	3-3-0	Neutral	1-0-0	Home	2-0-0
Home	2-0-0	Away	5-3-0	(With Minnesota)	5-0-0	Yale	4-0-0
(With Minnesota)	1-0-0	Neutral	3-1-0	Princeton	1-0-0	Home	2-0-0
Clarkson	2-0-0	(With Minnesota)	10-5-0	Home	1-0-0	Away	1-0-0
Neutral	2-0-0	Michigan-Dearborn	5-2-1	(With Minnesota)	1-0-0	Neutral	1-0-0
Colgate	2-0-0	Home	4-2-0	Providence	1-2-0	(With Minnesota)	1-0-0
Home	2-0-0	Away	1-0-1	Home	1-0-0	Bold indicates 2011-12 opponents	

ASSOCIATE HEAD COACH **MIKE GUENTZEL**

15th season

One of the nation's top coaches, Mike Guentzel is back on the Minnesota bench. Former Gopher player and coach previously spent 18 years at Minnesota.

After three years away, former Minnesota player and assistant coach Mike Guentzel rejoined the Gopher staff on July 13, 2011, as Associate Head Coach.

Guentzel, who played defense for Minnesota from 1981-85 and served as an assistant coach for the Gophers from 1994-08, comes back to the Maroon and Gold staff after one year as an assistant coach at Nebraska Omaha during the 2010-11 season. From 2009-10 he was the head coach and general manager of the USHL's Des Moines Buccaneers and he was an assistant coach at Colorado College from 2008-09.

Guentzel, 48, is a Marble, Minn., native and helped lead the Gophers to back-to-back national championships, to five NCAA Frozen Fours and to 11 NCAA tournament appearances during his previous tenure on staff.

Minnesota won more than 350 games, four WCHA playoff championships and three regular season championships with Guentzel on the bench. He coached two Hobey Baker Memorial

Award winners, 13 All-Americans and 23 eventual National Hockey League players including defensemen Keith Ballard, Alex Goligoski, Jordan Leopold and Paul Martin.

"I spent 18 years at Minnesota as a player and a coach and am excited about the opportunity to come back and be part of the staff again," said Guentzel. "This is a great opportunity and I am looking forward to working with Don, Grant and Justin and to competing for league and NCAA titles."

Prior to his first stint at Minnesota, Guentzel spent two seasons as head coach and general manager of the Omaha Lancers of the USHL from 1992-94. He led the Lancers to a combined 89-39-2 record, including a 23-11 mark in postseason playoff action. In his first season, Omaha won both the regular season and playoff championships.

Guentzel began his coaching career in 1986 as an assistant coach for the St. Paul Vulcans, being promoted to head coach and general manager in 1989. The Vulcans won the 1990-



91 Junior "A" national championship, and the following year he was honored as the USHL Coach of the Year. He also served three years as assistant coach with the U.S. National Junior Team under Dean Blais ('94), Jeff Jackson ('95) and Jack Parker ('96). He has been a member of the coaching staffs of six U.S. national teams including serving as the head coach of the Select-17 Team in 1991.

Guentzel has also served as an interim head coach for Minnesota during three games and was 2-1-0 as the Gophers' bench boss. He was the acting head coach for the Gophers during their 7-2 win against Michigan Tech on March 9, 1996, in the WCHA Final Five. He also went 1-1-0 as interim head coach during the 1996-97 season against Minnesota Duluth.

Guentzel, who captained the 1984-85 Gophers, tallied 87 career points (12 goals, 75 assists) in 143 games at Minnesota. He graduated from the U of M with a bachelor's degree in business and human relations.

Following his collegiate career, the 1981 draft pick of the New York Rangers, briefly played professional hockey for the Salt Lake City Golden Eagles of the IHL and the New Haven Night Hawks of the AHL.

Guentzel was a standout athlete at Greenway-Coleraine High School and was First Team All-State selection in hockey during the 1980-81 season.

He was the Minnesota Iron Range Conference's second-leading scorer in 1980-81. He scored 153 points and 42 goals in four years of high school hockey. He also played football and baseball and earned a total of 12 varsity letters. Guentzel threw 15 TD passes and rushed for 1,243 yards as a junior in 1979. He also played on three Greenway-Coleraine baseball teams that finished third in state tournament.

Guentzel and his wife, Sally, have three sons: Ryan, Gabe and Jake. Ryan played collegiate hockey at Notre Dame and is playing professionally in Europe this year. Gabe is a senior defenseman at Colorado College and Jake is a junior on the Hill-Murray School hockey team.

GUENTZEL AT A GLANCE

Born

August 23, 1962 (Marble, Minn.)

High School

Greenway-Coleraine High School (Coleraine, Minn.)

Education

B.S., University of Minnesota, 1987
(business and human relations)

Playing Career

- University of Minnesota, 1981-85, captain for 1984-85 season
- New Haven (AHL), 1984-85
- Salt Lake (IHL), 1985-86



ASSISTANT COACH **GRANT POTULNY**

third season

One of the Gophers' best on-ice leaders in history, **Grant Potulny** is now in his third year as an assistant coach for Minnesota.

Potulny was a three-year captain at Minnesota during his career from 2000-04. He was an assistant captain as a sophomore for Minnesota's 2002 national championship team and then captained the team the following two years, including the Gophers' 2003 national title squad. Potulny is Minnesota's only three-year captain since 1947.

Potulny retired from pro hockey after battling injuries throughout his career. He was injured most of the 2008-09 season, which he spent with the Tampa Bay Lightning's American Hockey League affiliate in Norfolk, Va.

The Grand Forks, N.D., native has taken naturally to the college coaching profession. Potulny serves as guiding voice during practice and games, but is also a relatable presence on the recruiting trail.

"It was not that long ago that I was in the same spots as these guys," Potulny said of the current Gophers' team. "I think I bring some youthful energy as somebody who can bring a different element to what we are trying to do at Minnesota."

He has worked as a clinician at coach Lucia's model camp and has coached at the under-17 select festival in Rochester, N.Y.

Potulny played in 146 games for the Gophers, totaling 68 goals and 48 assists for 116 points. He is best-known for scoring the overtime game-winning goal in Minnesota's 4-3 win against Maine in the 2002 national championship game at Xcel Energy Center.

He played three full seasons with the Ottawa Senators' AHL affiliate in Binghamton (N.Y.) from 2004-07 before spending one season each with the Washington Capitals' affiliate in Hershey (Pa.) and the Edmonton Oilers' affiliate in Springfield (Mass.).

Potulny attended Red River High School and led his team to three North Dakota state championships from 1996-98. He won a total of nine varsity letters in hockey, football and baseball.

Potulny was selected in the fifth round, 157th overall, in the 2000 NHL Entry Draft by Ottawa. He played two seasons in the United States Hockey League with the Lincoln Stars and helped his squad claim an Anderson Cup regular season championship as the team's MVP in 1999-2000.

Potulny and his wife, Melissa, reside in Brooklyn Park and have two boys, Jack and Owen. They are expecting their third child later this year.

**POTULNY AT A GLANCE****Born**

March 4, 1980 (Grand Forks, N.D.)

High School

Red River High School (Grand Forks, N.D.)

Education

B.S., University of Minnesota, 2004
(sports management)

Playing Career

- Lincoln, Neb. (USHL), 1998-2000
- University of Minnesota, three-year team captain, 2000-04
- Binghamton, N.Y. (AHL), 2004-07
- Hershey, Pa. (AHL), 2007-08
- Springfield, Mass. (AHL), 2007-08
- Duisberg (Germany), 2008-09
- San Antonio, Texas (AHL), 2008-09
- Norfolk, Va. (AHL), 2008-09



MARK BAHR

DIRECTOR OF OPERATIONS 18th season



Mark Bahr enters his 18th season as the team's director of hockey operations. His primary responsibilities are as travel and video coordinator. A native of Hutchinson, Minn., he graduated in 1988 from Hutchinson High School, where he was an all-conference selection in hockey, track and football. In his senior season, he was a member of the all-state football squad as a running back and was also the captain of the National Champion Rochester Mustangs of the United States Hockey League.

After playing two seasons in Rochester, Bahr joined the Golden

Gopher program as a player first in 1990, and has been affiliated with the program ever since. He works closely with the Blueline Club, serves as tournament director of the Mariucci Classic, director of the John Mariucci Golf Open, and handles all travel, tickets and video responsibilities with Golden Gopher hockey. Bahr also works closely with alumni relations and the WCHA/NCAA offices.

Bahr enjoys fishing and golfing in his spare time as well as volunteer coaching the for the Armstrong-Cooper squirts and girls U12 hockey squads.

Bahr earned his bachelor's degree in sports management from the University of Minnesota in 1994.

JUSTIN JOHNSON

VOLUNTEER GOALIE COACH 3rd season



Bringing plenty of WCHA experience as both a player and a coach, Justin Johnson begins his third season on the Gophers' staff as a volunteer goaltending coach.

A four-year letterwinner for the Gophers from 2001-05, Johnson was also a volunteer assistant coach at St. Cloud State from 2006-08. Johnson has also worked with the University of Minnesota women's team.

Johnson posted a 2.88 goals against average and 22-8-3 career record during his four seasons with the Gophers. He was named to the all-tournament team at the 2003 Western Collegiate Hockey Association Final Five after stopping 50 of 54 shots, including a career-best 36 saves in the title game victory against Colorado College. Johnson played for the Gophers' consecutive national championship teams, including a regional championship game victory against Fer-

ris State as a sophomore on the way to the 2003 title. He was a three-time recipient of the team's community service award.

Johnson played his prep hockey at Blaine High School where he was a two-time all-conference selection and earned honorable mention all-state accolades as a senior. Johnson helped the Bengals to the state tournament consolation game. He played one year in the USHL with the Lincoln Stars.

Johnson graduated from Minnesota in 2005 with a major in psychology. In addition to his coaching duties, Johnson has instructed at numerous camps over the past 14 years, including U.S. National Advanced Camps.

Johnson works with The Mental Edge, which mentors athletes of all ages and abilities by developing mental toughness skills. He has published an interactive and customized preparation manual for hockey goalies titled "GameDay." In addition to GameDay, he has contributed his expertise to numerous publications, including the USA Hockey Goal-tending Coaches' Manual.

PATTI BJORKKLUND

ADMINISTRATIVE ASSISTANT 31st season



Patti Bjorklund is in her 29th year as hockey administration assistant, her 31st as a member of the athletic department staff and her 36th as a University of Minnesota employee.

A native of Woodstock, Minn., Bjorklund is a graduate of Pipestone High School. She provides the secre-

tarial and administrative support for the hockey coaching staff, as well as serving as a communications point for the Golden Gopher hockey program. She resides with her husband, Denny, in Victoria.

HOCKEY SUPPORT STAFF



CAL DIETZ
Strength & Conditioning



JEFF WINSLOW
Athletic Trainer



LEE GRESETH
Equipment Manager



PAUL ROVNAK
Athletic Communications



CHRIS CORDS
Academic Counselor



CRAIG FLOR
Arena Manager



DIANE NESS
Skating Instructor



DR. BRAD NELSON
Medical Director



LON SORENSON
Facilities



ISAAC RISBRUDT
Facilities



BRENT ROOS
Facilities



MIKE CHANDLER
Ticket Manager



DR. ROB JOHNSON
Team Physician



ANDY DUNN
Event Manager



SCOTT BROWN
Statistics



MIKE "PEACH" LARSON
Statistics



ROB SCHIEL
Statistics



RYAN THOMPSON
Statistics

SEASON REVIEW



2010-11 OVERALL STATISTICS (16-14-6 / 13-10-5 WCHA)

Date	Opponent	MN/OPP Result	MN/OPP Rank	MN/OPP Shots	MN/OPP Power-Play	Penalties	Goaltender	Attend.
Oct. 8	Massachusetts*	W, 5-3	15/NR	34/32	2-3/2-6	8-27/4-8	Kangas (1-0-0)	9,445
Oct. 9	Massachusetts*	W, 5-4	15/NR	33/36	2-6/0-5	8-16/9-29	Patterson (1-0-0)	9,513
Oct. 15	Nebraska-Omaha	L, 4-5	13/17	42/35	2-7/2-3	4-8/9-29	Kangas (1-1-0)	9,601
Oct. 16	Nebraska-Omaha	L, 2-4	13/17	31/48	0-2/0-2	2-4/2-4	Kangas (1-2-0)	9,484
Oct. 22	St. Cloud State	L, 2-5	20/14	42/35	0-4/2-6	7-14/6-12	Kangas (1-3-0)	9,589
Oct. 24	St. Cloud State	W, 2-1	20/14	24/26	1-4/0-5	5-10/6-12	Patterson (2-0-0)	8,765
Oct. 29	at Colorado College	W, 4-1	20/19	24/28	0-3/0-6	6-12/4-8	Patterson (3-0-0)	6,878
Oct. 30	at Colorado College	W, 9-4	20/19	44/28	0-1/2-4	5-10/2-4	Patterson (4-0-0)	6,798
Nov. 5	Wisconsin	L, 0-6	17/15	24/38	0-4/1-6	7-14/4-8	Kangas (1-4-0)	9,689
Nov. 6	Wisconsin	T, 3-3 OT	17/15	25/26	2-4/2-4	7-14/7-14	Patterson (4-0-1)	9,913
Nov. 19	at Michigan Tech	W, 6-4	19/NR	50/23	2-4/2-3	4-8/5-10	Patterson (5-0-1)	2,311
Nov. 20	at Michigan Tech	W, 4-1	19/NR	36/31	0-2/1-3	5-10/4-8	Patterson (6-0-1)	2,021
Nov. 26	Michigan State*	L, 2-5	15/NR	31/29	1-3/2-4	4-8/4-16	Patterson (6-1-1)	9,798
Nov. 28	Michigan*	W, 3-1	15/8	26/37	1-4/0-4	6-23/5-10	Kangas (2-4-0)	9,292
Dec. 3	at Minnesota State	L, 2-3	17/NR	35/24	0-5/1-2	2-4/5-10	Kangas (2-5-0)	4,106
Dec. 4	at Minnesota State	L, 1-2	17/NR	50/32	0-6/1-6	6-12/6-12	Patterson (6-2-1)	4,612
Dec. 10	Minnesota Duluth	W, 3-2	NR/2	32/39	1-6/2-6	7-14/7-14	Patterson (7-2-1)	9,805
Dec. 12	Minnesota Duluth	T, 2-2 OT	NR/2	36/43	1-6/0-6	8-27/7-14	Patterson (7-2-2)	9,847
Dec. 31	Union#	L, 2-3 OT	19/12	25/30	1-2/1-3	3-6/2-4	Patterson (7-3-2)	8,941
Jan. 1	Ferris State#*	T, 2-2 OT	19/18	34/29	1-3/1-3	5-10/5-10	Patterson (7-3-3)	9,132
Jan. 14	at North Dakota	W, 3-2	NR/2	29/37	2-6/2-6	13-26/13-26	Patterson (8-3-3)	11,844
Jan. 15	at North Dakota	L, 1-4	NR/2	22/26	0-6/2-6	11-22/11-22	Patterson (8-4-3)	11,975
Jan. 28	Alaska Anchorage	W, 5-1	NR/NR	48/29	1-6/1-7	7-14/7-25	Patterson (9-4-3)	9,639
Jan. 29	Alaska Anchorage	L, 0-1	NR/NR	30/22	0-3/0-3	6-12/6-12	Patterson (9-5-3)	9,647
Feb. 4	at Minnesota Duluth	T, 2-2 OT	NR/4	38/42	1-5/0-5	6-12/6-12	Patterson (9-5-4)	6,764
Feb. 5	at Minnesota Duluth	L, 4-6	NR/4	36/40	0-5/1-5	7-14/7-14	Patterson (9-6-4)	6,764
Feb. 11	Denver	L, 1-2	NR/4	37/30	0-6/1-2	3-6/6-12	Patterson (9-7-4)	9,711
Feb. 12	Denver	W, 7-3	NR/4	44/34	2-4/2-5	13-45/12-54	Patterson (10-7-4)	9,917
Feb. 18	at Wisconsin	W, 5-2	NR/12	32/38	3-6/2-10	13-29/9-18	Patterson (11-7-4)	14,315
Feb. 19	at Wisconsin	T, 3-3	NR/12	31/35	1-7/0-5	5-10/7-14	Patterson (11-7-5)	15,325
Feb. 25	Michigan Tech	W, 5-2	20/NR	42/30	0-4/1-4	4-8/4-8	Patterson (12-7-5)	9,672
Feb. 26	Michigan Tech	W, 5-2	20/NR	36/26	3-7/1-7	16-51/14-50	Patterson (13-7-5)	8,891
Mar. 4	at Bemidji State	T, 3-3 OT	19/NR	30/36	1-3/1-4	4-8/3-6	Patterson (13-7-6)	4,373
Mar. 5	at Bemidji State	W, 3-2 OT	19/NR	47/31	1-3/0-3	3-6/3-6	Patterson (14-7-6)	4,373
Mar. 11	Alaska Anchorage%	L, 3-4	17/NR	25/36	1-6/1-4	4-8/7-14	Patterson (14-8-6)	9,320
Mar. 12	Alaska Anchorage%	L, 0-2	17/NR	24/25	0-3/0-2	2-4/3-6	Patterson (14-9-6)	9,346

* - non-conference game

- Mariucci Classic

% - WCHA First Round Playoffs

Home games at Mariucci Arena in bold

TEAM STATS (OVERALL)

TEAM STATISTICS	MINN	OPP
SHOT STATISTICS		
Goals-Shot attempts	113-1229	102-1166
Shot pct.	.092	.087
Goals/Game	3.1	2.8
Shots/Game	34.1	32.4
Assists	181	164
POWER PLAYS		
Goals-Power Plays	33-159	37-165
Conversion Percent	.208	.224
Shot Attempts	244	254
Shot Percent	.135	.146
SHORT-HANDED		
Goals-Shot attempts	4-54	2-59
Shot Percent	.074	.034
GOAL BREAKDOWN		
Total Goals	113	102
Power Play	33	37
Short-handed	4	2
Empty net	4	2
Penalty	1	0
Unassisted	11	10
Overtime	1	1
PENALTIES		
Number	227	220
Minutes	528	533
Penalties/Game	6.3	6.1
Pen minutes/Game	14.7	14.8
Minor	214	204
Major	6	7
10-minute Misconduct	3	4
Game Misconduct	3	4
Gross Misconduct	0	0
Match	1	1
FACEOFFS (W-L)		
Faceoff W-L Pct.	1131-1230	1230-1131
	.479	.521
ATTENDANCE		
Total	209957	102459
Dates/Avg Per Date	22/9544	14/7318

GOALS BY PERIOD	1	2	3	OT	Total
Minnesota	36	45	31	1	113
Opponents	33	38	30	1	102

SHOTS BY PERIOD	1	2	3	OT	Total
Minnesota	398	422	395	14	1229
Opponents	381	390	382	13	1166

SAVES BY PERIOD	1	2	3	OT	Total
Minnesota	348	352	352	12	1064
Opponents	362	377	364	3	1116

TEAM STATS (WCHA)

TEAM STATISTICS	MINN	OPP
SHOT STATISTICS		
Goals-Shot attempts	91-997	78-912
Shot pct.	.091	.086
Goals/Game	3.2	2.8
Shots/Game	35.5	32.6
Assists	147	131
POWER PLAYS		
Goals-Power Plays	24-129	30-134
Conversion Percent	.186	.224
Shot Attempts	203	209
Shot Percent	.118	.144
SHORT-HANDED		
Goals-Shot attempts	4-45	1-48
Shot Percent	.089	.021
GOAL BREAKDOWN		
Total Goals	91	78
Power Play	24	30
Short-handed	4	1
Empty net	3	2
Penalty	0	0
Unassisted	8	6
Overtime	1	0
PENALTIES		
Number	187	181
Minutes	426	436
Penalties/Game	6.7	6.5
Pen minutes/Game	15.2	15.6
Minor	178	168
Major	4	6
10-minute Misconduct	3	3
Game Misconduct	1	3
Gross Misconduct	0	0
Match	1	1
FACEOFFS (W-L)		
Faceoff W-L Pct.	890-967	967-890
	.479	.521
ATTENDANCE		
Total	135170	102459
Dates/Avg Per Date	14/9655	14/7318

GOALS BY PERIOD	1	2	3	OT	Total
Minnesota	29	35	26	1	91
Opponents	28	27	23	0	78

SHOTS BY PERIOD	1	2	3	OT	Total
Minnesota	311	357	319	10	997
Opponents	299	304	299	10	912

SAVES BY PERIOD	1	2	3	OT	Total
Minnesota	271	277	276	10	834
Opponents	282	322	293	9	906

2010-11 OVERALL STATISTICS (16-14-6 / 13-10-5 WCHA)

##	Name	GP	G	A	Pts	Shots	Pct	+/-	No-Min	Min	Maj	Oth	PP	SH	FG	GW	GTG	OT	HT	PN	UA
17	Jacob Cepis	36	12	17	29	122	.098	+7	13-26	13	0	0	1	0	2	2	1	0	0	0	1
26	Jay Barriball	30	12	16	28	100	.120	+6	9-18	9	0	0	7	0	2	3	1	0	1	0	3
11	Mike Hoeffel	35	13	11	24	103	.126	+8	12-24	12	0	0	6	0	3	0	0	0	0	0	0
28	Cade Fairchild	35	6	18	24	69	.087	+5	6-12	6	0	0	3	1	1	0	0	0	0	0	0
19	Erik Haula	34	6	18	24	112	.054	+10	11-22	11	0	0	2	1	3	1	0	0	0	0	0
21	Jake Hansen	35	11	9	20	93	.118	+3	19-49	17	1	1	6	0	1	1	0	0	0	1	0
27	Nick Bjugstad	29	8	12	20	72	.111	+1	20-51	18	1	1	1	2	0	1	0	1	0	0	1
16	Nate Condon	35	8	9	17	58	.138	+8	7-14	7	0	0	2	0	3	1	0	0	0	0	1
2	Kevin Wehrs	34	3	11	14	56	.054	+5	24-48	24	0	0	0	0	0	0	0	0	0	0	2
10	Aaron Ness	35	2	12	14	63	.032	+4	15-41	13	1	1	1	0	0	0	0	0	0	0	0
9	Taylor Matson	33	10	3	13	61	.164	-3	8-16	8	0	0	1	0	1	2	0	0	0	0	0
18	Nick Larson	30	5	6	11	46	.109	-9	4-8	4	0	0	1	0	1	1	0	0	0	0	0
7	Patrick White	27	5	5	10	54	.093	+1	6-12	6	0	0	1	0	1	0	0	0	0	0	1
20	Mark Alt	35	2	8	10	33	.061	+3	7-22	6	0	1	0	0	1	0	0	0	0	0	1
13	Nico Sacchetti	30	3	4	7	32	.094	+4	10-20	10	0	0	1	0	0	2	0	0	0	0	0
4	Seth Helgeson	36	1	6	7	25	.040	+7	25-66	23	0	2	0	0	0	0	0	0	0	0	0
12	Justin Holl	25	1	6	7	22	.045	+3	6-12	6	0	0	0	0	0	1	0	0	0	0	1
24	Zach Budish	7	2	4	6	15	.133	+1	1-2	1	0	0	0	0	1	0	0	0	0	0	0
14	Tom Serratore	28	2	2	4	34	.059	+5	6-12	6	0	0	0	0	0	1	0	0	0	0	0
22	Max Gardiner	17	1	2	3	18	.056	-3	5-24	2	2	1	0	0	1	0	0	0	0	0	0
35	Kent Patterson	30	0	1	1	0	.000	0	0-0	0	0	0	0	0	0	0	0	0	0	0	0
29	Nate Schmidt	13	0	1	1	15	.000	0	3-6	3	0	0	0	0	0	0	0	0	0	0	0
23	Jared Larson	8	0	0	0	8	.000	-3	3-6	3	0	0	0	0	0	0	0	0	0	0	0
15	Joe Miller	13	0	0	0	9	.000	-1	1-2	1	0	0	0	0	0	0	0	0	0	0	0
6	Jake Parenteau	8	0	0	0	9	.000	0	2-7	1	1	0	0	0	0	0	0	0	0	0	0
TM	TEAM	16	0	0	0	0	.000	0	4-8	4	0	0	0	0	0	0	0	0	0	0	0
	Total	36	113	181	294	1229	.092	+62	227-528	214	6	7	33	4	21	16	2	1	1	1	11
	Opponents	36	102	164	266	1166	.087	----	220-533	204	7	9	37	2	15	14	4	1	1	0	10

##	Name	GP-GS	Minutes	GA	Avg	Saves	Pct	W	L	T	Sho	PP	SH	EN	PEN	SOG
35	Kent Patterson	30-28	1737:13	72	2.49	833	.920	14	9	6	0	28	1	0	0	0
33	Alex Kangas	8-7	439:42	28	3.82	231	.892	2	5	0	0	9	1	0	0	0
TM	EMPTY NET	16-0	13:56	2	-	0	.000	0	0	0	0	0	0	2	0	0
	Total	36-0	2190:51	102	2.79	1064	.913	16	14	6	0	37	2	2	0	0
	Opponents	36-0	2190:51	113	3.09	1116	.908	14	16	6	3	33	4	4	1	0

2010-11 WCHA STATISTICS (16-14-6 / 13-10-5 WCHA)

##	Name	GP	G	A	Pts	Shots	Pct	+/-	No-Min	Min	Maj	Oth	PP	SH	FG	GW	GTG	OT	HT	PN	UA
17	Jacob Cepis	28	10	13	23	103	.097	+8	13-26	13	0	0	1	0	1	2	1	0	0	0	0
28	Cade Fairchild	27	5	15	20	57	.088	+6	3-6	3	0	0	2	1	1	0	0	0	0	0	0
27	Nick Bjugstad	23	8	11	19	62	.129	+3	16-32	16	0	0	1	2	0	1	0	1	0	0	1
19	Erik Haula	28	5	14	19	94	.053	+8	8-16	8	0	0	1	1	3	1	0	0	0	0	0
26	Jay Barriball	22	7	11	18	78	.090	+8	8-16	8	0	0	3	0	0	3	0	0	0	0	3
11	Mike Hoeffel	27	11	6	17	85	.129	+6	11-22	11	0	0	4	0	3	0	0	0	0	0	0
16	Nate Condon	28	7	9	16	48	.146	+12	7-14	7	0	0	2	0	2	1	0	0	0	0	1
21	Jake Hansen	27	9	6	15	71	.127	E	13-37	11	1	1	6	0	1	1	0	0	0	0	0
2	Kevin Wehrs	27	2	10	12	44	.045	+8	20-40	20	0	0	0	0	0	0	0	0	0	0	1
9	Taylor Matson	27	9	2	11	46	.196	-2	5-10	5	0	0	1	0	1	2	0	0	0	0	0
10	Aaron Ness	27	1	10	11	52	.019	+9	10-20	10	0	0	0	0	0	0	0	0	0	0	0
7	Patrick White	20	5	5	10	44	.114	+6	4-8	4	0	0	1	0	1	0	0	0	0	0	1
18	Nick Larson	22	4	6	10	38	.105	-3	3-6	3	0	0	1	0	1	0	0	0	0	0	0
20	Mark Alt	28	2	7	9	29	.069	+4	7-22	6	0	1	0	0	1	0	0	0	0	0	1
13	Nico Sacchetti	23	2	4	6	23	.087	+4	9-18	9	0	0	1	0	0	1	0	0	0	0	0
12	Justin Holl	18	0	6	6	18	.000	+4	4-8	4	0	0	0	0	0	0	0	0	0	0	0
4	Seth Helgeson	28	0	5	5	20	.000	+6	24-64	22	0	2	0	0	0	0	0	0	0	0	0
14	Tom Serratore	22	2	2	4	28	.071	+4	5-10	5	0	0	0	0	0	1	0	0	0	0	0
24	Zach Budish	5	1	2	3	11	.091	+1	1-2	1	0	0	0	0	1	0	0	0	0	0	0
22	Max Gardiner	13	1	2	3	12	.083	-1	4-22	1	2	1	0	0	1	0	0	0	0	0	0
35	Kent Patterson	24	0	1	1	0	.000	E	0-0	0	0	0	0	0	0	0	0	0	0	0	0
23	Jared Larson	7	0	0	0	7	.000	-3	2-4	2	0	0	0	0	0	0	0	0	0	0	0
15	Joe Miller	11	0	0	0	7	.000	-2	1-2	1	0	0	0	0	0	0	0	0	0	0	0
6	Jake Parenteau	6	0	0	0	8	.000	E	2-7	1	1	0	0	0	0	0	0	0	0	0	0
29	Nate Schmidt	10	0	0	0	12	.000	E	3-6	3	0	0	0	0	0	0	0	0	0	0	0
TM	TEAM	10	0	0	0	0	.000	E	4-8	4	0	0	0	0	0	0	0	0	0	0	0
	Total	28	91	147	238	997	.091	+86	187-426	178	4	5	24	4	17	13	1	1	0	0	8
	Opponents	28	78	131	209	912	.086	-	181-436	168	6	7	30	1	11	10	4	0	1	0	6

##	Name	GP-GS	Minutes	GA	Avg	Saves	Pct	W	L	T	Sho	PP	SH	EN	PEN	SOG
35	Kent Patterson	24-22	1426:08	54	2.27	689	.927	13	5	5	0	24	0	0	0	0
33	Alex Kangas	5-5	269:57	22	4.89	145	.868	0	5	0	0	6	1	0	0	0
TM	EMPTY NET	10-0	9:04	2	-	0	.000	0	0	0	0	0	0	2	0	0
	Total	28-0	1705:09	78	2.74	834	.914	13	10	5	0	30	1	2	0	0
	Opponents	28-0	1705:09	91	3.20	906	.909	10	13	5	2	24	4	3	0	0

▶ Game 1

October 8, 2010

Minneapolis, Minn. (Mariucci Arena)

Massachusetts.....3

Minnesota5

SCORING	1	2	3	OT	F
Massachusetts	0	1	2	-	3
Minnesota	1	2	2	-	5

1ST PERIOD — MIN: Barriball 1 (Budish, Haula) 17:41 PPG.
2ND PERIOD — MIN: Hoeffel 1 (Barriball, Budish) :12 PPG; UMASS: Pereira 1 (unassisted) 9:12 PPG; MIN: Helgeson 1 (Cepis) 14:14; Rowe 1 (Marcou, Hobbs) 4:29 PPG
3RD PERIOD — MIN: Holl 1 (unassisted) 11:59; UMASS: Syner 1 (Pereira) 14:39; MIN Budish 1 (Hoeffel, Haula) 19:41 ENG.

Shots on Goal: Massachusetts 11-10-11--32
 Minnesota 11-12-11--34
Power Plays: Massachusetts 2-6, Minnesota 2-3
Goalies: UMASS: Dainton (34 shots, 29 saves)
 MIN: Kangas (32 shots, 29 saves)
Penalties: Massachusetts 4-8, Minnesota 8-27
Attendance: 9,445

NOTES:

- First time Gophers opened season at Mariucci since 2005.
- Barriball played only five games in 2009-10 because of an injury, but scored Minnesota's first goal this year.
- Kangas' 29 saves gave him exactly 2,600 (third in program history) for his career.

▶ Game 2

October 9, 2010

Minneapolis, Minn. (Mariucci Arena)

Massachusetts.....4

Minnesota5

SCORING	1	2	3	OT	F
Massachusetts	0	3	1	0	4
Minnesota	3	1	1	0	5

1ST PERIOD — MIN: Barriball 2 (Hoeffel, Haula), 3:58; MIN: Barriball 3 (Ness, Haula), 14:21 PPG; MIN: Barriball 4 (Cepis, Fairchild), 19:10 PPG.
2ND PERIOD — UMASS: Raiola 1 (Grace), 3:10; MIN: Cepis 1 (unassisted), 4:05; UMASS: Sheary 1 (Shea), 6:42; UMASS: Marcou 1 (unassisted), 15:58.
3RD PERIOD — MIN: Sacchetti 1 (Hoeffel, Alt), 3:41 UMASS: Syner 2 (Marcou, Rowe), 18:04.

Shots on Goal: Massachusetts 7-12-17--36
 Minnesota 17-6-10--33
Power Plays: Massachusetts 0-5, Minnesota 2-6
Goalies: UMASS: Dainton (11 shots, 10 saves) and Teglia (22 shots, 18 saves) MIN: Patterson (36 shots, 32 saves)

Penalties: Massachusetts 9-29, Minnesota 8-16
Attendance: 9,513

NOTES:

- Barriball natural hat trick Minnesota's first since 3/17/06 (R. Potulny); first hat trick since 3/16/07 (Wheeler).

▶ Game 3

October 15, 2010

Minneapolis, Minn. (Mariucci Arena)

Nebraska-Omaha5

Minnesota4

SCORING	1	2	3	OT	F
Nebraska-Omaha	3	1	1	-	5
Minnesota	0	2	2	-	4

1ST PERIOD — UNO: Purslow 2 (Martin, Olimb) 9:22 PPG; UNO: Hudson 2 (Purslow, Martin) 10:46 PPG; UNO: White 3 (Martin, Purslow) 13:37.
2ND PERIOD — UNO: Ambroz 4 (Broadhurst) 8:19; MIN: Condon 1 (Bjugstad, Ness) 16:32 PPG; MIN: Hansen 1 (N. Larson, Wehrs) 19:34.
3RD PERIOD — MIN: Hoeffel 2 (Cepis, Haula) 2:43 PPG; MIN: Barriball 5 (unassisted) 16:46; UNO: Hudson 3 (Olimb, Ambroz) 18:24.

Shots on Goal: Nebraska-Omaha 20-4-11--35
 Minnesota 6-21-15--42
Power Plays: Nebraska-Omaha 2-3, Minnesota 2-7
Goalies: UNO: Faulkner (42 shots, 38 saves)
 MIN: Kangas (35 shots, 30 saves)
Penalties: Nebraska-Omaha 9-29, Minnesota 4-8
Attendance: 9,601

NOTES:

- Last time Minnesota took 42 shots was in a 7-4 home win on Feb. 20, 2010, against Colorado College.
- Ten different players scored for Minnesota, all recording one point.
- Gophers' five-game winning streak at home ended.

▶ Game 4

October 16, 2010

Minneapolis, Minn. (Mariucci Arena)

Nebraska-Omaha4

Minnesota2

SCORING	1	2	3	OT	F
Nebraska-Omaha	2	1	1	0	4
Minnesota	0	0	2	0	2

1ST PERIOD — UNO: White 4 (Martin, Olimb), 3:10; UNO: Raubenheimer 2 (Broadhurst, Sustr), 15:50.

2ND PERIOD — UNO: Ambroz 5 (Broadhurst, Hudson), 16:08.

3RD PERIOD — MIN: Wehrs 1 (unassisted), 6:30; MIN: Haula 1 (Wehrs, Barriball), 16:43; UNO: Purslow 3 (Young, Olimb), 19:49 ENG.

Shots on Goal: Nebraska-Omaha 10-25-13--48
Minnesota 8-12-11--31

Power Plays: Nebraska-Omaha 0-2, Minnesota 0-2

Goalies: UNO: Faulkner (31 shots, 29 saves)

MIN: Kangas (47 shots, 44 saves)

Penalties: Nebraska-Omaha 2-4, Minnesota 2-4

Attendance: 9,484

NOTES:

- Kangas' 44 saves is one shy of his career high of 45 set Nov. 7, 2009, at Wisconsin.
- Wehrs recorded his fourth career multiple-point game and first since Nov. 21, 2009, against Minnesota Duluth when he has a goal and an assist.

▶ Game 5

October 22, 2010

Minneapolis, Minn. (Mariucci Arena)

St. Cloud State5

Minnesota2

SCORING	1	2	3	OT	F
St. Cloud State	2	3	0	0	5
Minnesota	0	0	2	0	2

1ST PERIOD — SCSU: Volpei 1 (Roe) 2:21; SCSU: Festler 2 (Mosey, LeBlanc) 11:58 PPG.

2ND PERIOD — SCSU: Mosey 2 (Roe, Jensen) 5:22 PPG; SCSU: Roe 1 (Hepp) 12:49 SHG; SCSU: Dowd 1 (Christian) 13:33.

3RD PERIOD — MIN: Hoeffel 3 (Alt) 9:46; MIN: Matson 1 (Sacchetti, Wehrs) 19:27.

Shots on Goal: St. Cloud State 14-13-8--35

Minnesota 15-12-15--42

Power Plays: St. Cloud State 2-6, Minnesota 0-4

Goalies: SCSU: Lee (42 shots, 40 saves)

MIN: Kangas (23 shots, 18 saves), Patterson (12 shots, 12 saves)

Penalties: St. Cloud State 6-12, Minnesota 7-14

Attendance: 9,589

NOTES:

- Minnesota took more than 40 shots for the second time this season; also took 42 shots Oct. 15 vs. UNO.
- Patterson saw his first action since Oct. 9 versus Massachusetts and stopp all 12 shots he faced.
- Wehrs extended point streak to three games; Matson scored first goal since 12/12/09 against Michigan Tech.

▶ Game 6

October 24, 2010

Minneapolis, Minn. (Mariucci Arena)

St. Cloud State1

Minnesota2

SCORING	1	2	3	OT	F
St. Cloud State	1	0	0	0	1
Minnesota	2	0	0	0	2

1ST PERIOD — SCSU: Barta 1 (Gravel, MacMillan) 6:12; MIN: Cepis 2 (Budish, Matson) 6:45; MIN: Barriball 6 (Cepis, Haula) 18:30 PPG.

2ND PERIOD — No scoring.

3RD PERIOD — No scoring.

Shots on Goal: St. Cloud State 5-8-13--26; Minnesota 10-9-5--24

Power Plays: St. Cloud State 0-5, Minnesota 1-4

Goalies: SCSU: Dunn (24 shots, 22 saves)

MIN: Patterson (26 shots, 25 saves)

Penalties: St. Cloud State 5-10, Minnesota 6-12

Attendance: 8,765

NOTES:

- Patterson (25 saves) earned second victory of the year.
- Minnesota scored a first-period goal (Cepis and Barriball) for the first time since Oct. 9 versus Massachusetts (Barriball first period hat trick)
- Cepis and Barriball only Gophers to score in first period this year.
- Wehrs three-game point streak ended.

Game 7

October 29, 2010

Colorado Springs, Colo. (World Arena)

Minnesota4

Colorado College1

SCORING	1	2	3	OT	F
Minnesota	2	0	2	-	4
Colorado College	0	1	0	-	1

1ST PERIOD — MIN: Haula 2 (Barriball, Ness) 10:53 SHG; MIN: Matson 2 (Wehrs) 18:34.

2ND PERIOD — CC: J. Schwartz 5 (Johnson, Rapuzzi) 9:06.

3RD PERIOD — MIN: Matson 3 (Ness) 16:59; MIN: Barriball 7 (Haula) 19:44 ENG.

Shots on Goal: Minnesota 8-8-8--24; Colorado College 9-10-9--28

Power Plays: Minnesota 0-3, Colorado College 0-6.

Goalies: MIN: Patterson (28 shots, 27 saves)

CC: Howe (24 shots, 20 saves)

Penalties: Minnesota 6-12, Colorado College 4-8

Attendance: 6,878

NOTES:

- Patterson (27 saves) improved to 3-0-0 on the season.
- Haula's shorthanded goal was Minnesota's first since March 5, 2010 versus Wisconsin (Ryan Flynn)
- Matson (2g) recorded his first career multiple-goal and multiple-point game.

Game 8

October 30, 2010

Colorado Springs, Colo. (World Arena)

Minnesota9

Colorado College4

SCORING	1	2	3	OT	F
Minnesota	3	4	2	-	9
Colorado College	2	2	0	-	4

1ST PERIOD — MIN: Budish 2 (Cepis, Condon) :53; CC: J. Schwartz 6 (R. Schwartz, Leaverton) 10:56; MIN: Matson 4 (Hansen) 14:02; MIN: White 1 (Serratore, Sacchetti) 17:14; CC: J. Schwartz (Guentzel, R. Schwartz) 19:52 PPG.

2ND PERIOD — MIN: Cepis 3 (Fairchild, Condon) :59; MIN: Barriball 8 (Haula, Ness) 1:55; MIN: Condon 2 (Budish, Cepis) 3:57; CC: Guentzel 1 (Hamburg, Eveland) 4:44; MIN: Condon 3 (Fairchild, Cepis) 10:03; CC: Johnson 2 (Hamburg, Lowery) 13:05 PPG.

3RD PERIOD — MIN: Fairchild 1 (Condon) 3:37 SHG; Serratore (Sacchetti) 15:47.

Shots on Goal: Minnesota 10-17-17--44; Colorado College 12-11-5--28

Power Plays: Minnesota 0-1, Colorado College 2-4.

Goalies: MIN: Patterson (28 shots, 24 saves)

CC: Howe (18 shots, 12 saves), Thorimbert (26 shots, 23 saves)

Penalties: Minnesota 5-10, Colorado College 2-4

Attendance: 6,798

NOTES:

- Condon first Gopher to record five points since Ryan Potulny (4g-1a) on 3/17/06 and first freshman since Phil Kessel (1g-4a) on 11/11/06.

Game 9

November 5, 2010

Minneapolis, Minn. (Mariucci Arena)

Wisconsin6

Minnesota0

SCORING	1	2	3	OT	F
Wisconsin	1	4	1	-	6
Minnesota	0	0	0	-	0

1ST PERIOD — WIS: Mersch 4 (unassisted) 19:17.

2ND PERIOD — WIS: Lee 3 (Zengerle, Ramage) 1:50; WIS: Murray 6 (Smith, Zengerle) 8:20; WIS: Mersch 5 (Simonelli, Turnbull) 12:12; WIS: Zengerle 3 (Gardiner, Schultz) 19:20 PPG.

3RD PERIOD — WIS: Barnes 2 (Sminonelli) 13:55.

Shots on Goal: Wisconsin 14-16-8--38; Minnesota 9-7-8--24

Power Plays: Wisconsin 1-6, Minnesota 0-4

Goalies: WIS: Gudmandson (24 shots, 24 saves)

MIN: Kangas (38 shots, 32 saves)

Penalties: Wisconsin 4-8, Minnesota 7-14

Attendance: 9,689

NOTES:

- Minnesota's three-game winning streak ended.
- Kangas played for the first time since Oct. 22.
- Minnesota was shut out for the first time since March 12, 2009, at North Dakota (6-0) and first time at home since Oct. 24, 2009, against Denver (3-0).

► Game 10

November 6, 2010

Minneapolis, Minn. (Mariucci Arena)

Wisconsin3

Minnesota3

SCORING	1	2	3	OT	F
Wisconsin	1	1	1	0	3
Minnesota	2	1	0	0	3

1ST PERIOD — MIN: Matson 5 (Hansen, Gardiner) 4:18; MIN: Cepis 4 (Haula, Hoefel) 11:41 PPG; WIS: Schultz 4 (Zengerle, Bennett) 17:59 PPG.

2ND PERIOD — WIS: Murray 7 (Schultz, Zengerle) 3:39 PPG; MIN: Barribal 9 (Fairchild, Patterson) 18:47 PPG.

3RD PERIOD — WIS: Murray 8 (Zengerle, Smith) 17:06.

Shots on Goal: Wisconsin 9-6-8-3--26; Minnesota 12-5-5-3--25

Power Plays: Wisconsin 2-4, Minnesota 2-4

Goalies: WIS: Bennett (25 shots, 22 saves)

MIN: Patterson (26 shots, 23 saves)

Penalties: Wisconsin 7-14, Minnesota 7-14

Attendance: 9,913

NOTES:

- Minnesota played its first overtime game since Jan. 15, 2010 versus North Dakota (3-3 tie).
- Patterson (23 saves) remained without a defeat on the year (4-0-1) and is now 6-6-3 in his career.
- Jay Barribal scored his ninth goal (first in the conference and tied for first in the nation); goal was his fifth power-play goal of the year (first in the nation).
- First game of the year that Minnesota failed to win when scoring in the first period or scoring the first goal of the game. Now 5-0-1 and 4-0-1 respectively.

► Game 11

November 19, 2010

Houghton, Mich. (MacInnes Student Ice Arena)

Minnesota6

Michigan Tech.....4

SCORING	1	2	3	OT	F
Minnesota	3	2	1	-	6
Michigan Tech	2	0	2	-	4

1ST PERIOD — MIN: Gardiner 1 (Matson, Ness) 2:02 EX; MIN: Hoefel 4 (Haula, Barribal) 5:13; MIN: Hoefel 5 (Fairchild, Barribal) 7:28; MTU: Furne (unassisted) 9:53 PPG; Gordic 5 (Johnstone, Furne) 18:34 PPG.

2ND PERIOD — MIN: Hansen 2 (Fairchild, Barribal) 6:11 PPG; Hansen 3 (Hoefel, Haula) 12:09 PPG.

3RD PERIOD — MTU: Gordic 6 (Furne, Nielsen) 13:49; MIN: Cepis 5 (Helgeson, Bjugstad) 15:22; MTU: Holmberg 3 (Seigo) 19:16.

Shots on Goal: Minnesota 21-19-10--50

Michigan Tech 11-4-8--23

Power Plays: Minnesota 2-4, Michigan Tech 2-3.

Goalies: MIN: Patterson (23 shots, 19 saves)

MTU: Genoe (50 shots, 44 saves)

Penalties: Minnesota 4-8, Michigan Tech 5-10

Attendance: 2,311

NOTES:

- Hoefel (2g) ended five-game draught without a goal.
- Hansen (2g) recorded first-career multiple goal game.
- Patterson (19) saves improved to 5-0-1.
- Gardiner recorded first-career goal.
- Gophers took 50 shots in a game for the first time since Jan. 3, 2010, in a 4-2 loss to Northern Michigan.

► Game 12

November 20, 2010

Houghton, Mich. (MacInnes Student Ice Arena)

Minnesota4

Michigan Tech.....1

SCORING	1	2	3	OT	F
Minnesota	1	2	1	-	4
Michigan Tech	0	1	0	-	1

1ST PERIOD — MIN: Hoefel 1 (Haula, Ness) 3:09.

2ND PERIOD — MTU: Cousins 1 (Seigo, Johnstone) 2:08 PPG; MIN: Condon 4 (unassisted) 2:53; MIN: Hoefel 7 (Holl) 5:35.

3RD PERIOD — MIN: Bjugstad 1 (Cepis) 19:59 ENG.

Shots on Goal: Minnesota 12-14-10--36

Michigan Tech 10-11-10--31

Power Plays: Minnesota 0-2, Michigan Tech 1-3.

Goalies: MIN: Patterson (31 shots, 30 saves)

MTU: Genoe (36 shots, 30 saves)

Penalties: Minnesota 5-10, Michigan Tech 4-8

Attendance: 2,021

NOTES:

- Hoefel scored two goals and scored four of Minnesota's 10 goals on the weekend. Has six career goals (three two-goal games) against Michigan Tech, all at Tech.
- Bjugstad scored first career goal (ENG with 1 second left).
- Patterson (30 saves on 31 shots) saw more than 30 shots for only second time this season (32 saves on 36 shots on Oct. 9 vs. Massachusetts)

Game 13

November 26, 2010

Minneapolis, Minn. (Mariucci Arena)

Michigan State.....5

Minnesota2

SCORING	1	2	3	OT	F
Michigan State	3	1	1	-	5
Minnesota	0	2	0	-	2

1ST PERIOD — MSU: Krug 4 (unassisted) 2:26 PPG; MSU: Gazley 4 (Leveille, Krug) 2:48; MSU: Perlini 9 (Grant, Crandell) 8:48.

2ND PERIOD — MIN: Fairchild 2 (Barriball, Hansen) 5:46 PPG; MIN: Matson 6 (Hoeffel, Barriball) 10:19; MSU: Gazley 5 (Krug) 18:10.

3RD PERIOD — MSU: Grant 3 (Golembiewski) 13:42 PPG.

Shots on Goal: Michigan State 12-11-6--29

Minnesota 12-8-11--31

Power Plays: Michigan State 2-4, Minnesota 1-3.

Goalies: MSU: Palmisano (31 shots, 29 saves)

MIN: Patterson (6 shots, 3 saves), Kangas (23 shots, 21 saves)

Penalties: Michigan State 4-16, Minnesota 4-8

Attendance: 9,798

NOTES:

- Patterson received first loss of season and is now 6-1-1.
- Second time all season that Minnesota has allowed three first-period goals (Oct. 15 vs. Nebraska-Omaha).
- Gophers are 0-5-0 when not scoring a first-period goal this year.
- Minnesota has allowed a power-play goal in its last six games and in 10 of 13 games this year.

Game 14

November 26, 2010

Minneapolis, Minn. (Mariucci Arena)

Michigan1

Minnesota3

SCORING	1	2	3	OT	F
Michigan	0	1	0	-	1
Minnesota	1	2	0	-	3

1ST PERIOD — MIN: Condon 5 (Cepis, Fairchild) 14:50.

2ND PERIOD — MIN: N. Larson 1 (Wehrs) 17:10; MICH: Scooter Vaughan 7 (Wohlberg, Fallon) 18:05; MIN: Haula 3 (Hoeffel, Hansen) 19:44 PPG.

3RD PERIOD — No scoring.

Shots on Goal: Michigan 11-14-12--37

Minnesota 12-10-4--26

Power Plays: Michigan 0-4, Minnesota 1-4.

Goalies: MICH: Hogan (26 shots, 23 saves)

MIN: Kangas (36 shots, 35 saves)

Penalties: Michigan 5-10, Minnesota 6-23

Attendance: 9,292

NOTES:

• Minnesota beat Michigan for the first time since Oct. 13, 2007 (4-3 win); Minnesota finishes College Hockey Showcase with a 9-9-0 record against Michigan.

• Alex Kangas started in goal for the first time since Nov. 5 and earned his first win since Oct. 8.

• Gophers now 8-0-1 when scoring a first-period goal.

Game 15

December 3, 2010

Mankato, Minn. (Verizon Wireless Center)

Minnesota2

Minnesota State3

SCORING	1	2	3	OT	F
Minnesota	1	1	0	-	2
Minnesota State	2	1	0	-	3

1ST PERIOD — MSU: Youds 2 (Mueller) 6:12; MIN: Bjugstad 2 (Wehrs, Condon) 8:02; Dorr 4 (Sackrison, Nelson) 13:11 PPG.

2ND PERIOD — MSU: Mueller 2 (Leivermann) 6:29; N. Larson 2 (Sacchetti) 14:45.

3RD PERIOD — No scoring.

Shots on Goal: Minnesota 11-13-11--35

Minnesota State 10-7-7--24

Power Plays: Minnesota 0-5, Minnesota State 1-2.

Goalies: MIN: Kangas (24 shots, 21 saves)

MSU: Cook (35 shots, 33 saves)

Penalties: Minnesota 2-4, Minnesota State 5-10

Attendance: 4,106

NOTES:

• Minnesota lost on the road for the first time this season, now 4-1-0.

• First time all year that the Gophers lost while scoring in the first period, now 8-1-1 with a first-period goal.

• Minnesota allowed only 24 shots (season low is 23) and lost for the second time this year while permitting less than 30 shots (Mich. State took 29 in Nov. 26 win).

Game 16

December 4, 2010

Mankato, Minn. (Verizon Wireless Center)

Minnesota 1

Minnesota State 2

SCORING	1	2	3	OT	F
Minnesota	0	0	1	-	1
Minnesota State	0	1	1	-	2

1ST PERIOD — No scoring.

2ND PERIOD — MSU: Galiardi 3 (Grant, Davis) 19:11 PPG.

3RD PERIOD — MSU: Davis 4 (unassisted) 8:59; MIN: Fairchild 3 (Hoeffel, Barriball) 9:38.

Shots on Goal: Minnesota 12-15-23--50

Minnesota State 8-14-10--32

Power Plays: Minnesota 0-6, Minnesota State 1-6.

Goalies: MIN: Patterson (32 shots, 30 saves)

MSU: Cook (50 shots, 49 saves)

Penalties: Minnesota 6-12, Minnesota State 6-12

Attendance: 4,612

NOTES:

- First game that neither team scored in the first period. Also first game that Gophers were tied after first period.
- Minnesota took 50 shots in a game for the second time this year. They are now 1-1 when taking 50 shots in a game this year.
- The Gophers took 23 shots in the third period, which is the most they have taken in any period this season.
- Patterson was 4-0-0 on the road entering this game, he is now 4-1-0 in five road games this year.

Game 17

December 10, 2010

Minneapolis, Minn. (Mariucci Arena)

Minnesota-Duluth 2

Minnesota 3

SCORING	1	2	3	OT	F
Minnesota-Duluth	1	0	1	-	2
Minnesota	1	2	0	-	3

1ST PERIOD — MIN: N. Larson 3 (Helgeson, Serratore) 3:12; UMD: J. Connolly 7 (Faulk, Fontaine) 19:46 PPG.

2ND PERIOD — MIN: Sacchetti 2 (Cepis) 6:51; MIN: Barriball (unassisted) 13:36 PPG.

3RD PERIOD — UMD: Faulk 6 (M. Connolly, Oleksuk) 15:07 PPG.

Shots on Goal: Minnesota-Duluth 12-10-17--39;

Minnesota 13-12-7--32

Power Plays: Minnesota-Duluth 2-6, Minnesota 1-6.

Goalies: UMD: Reiter (32 shots, 29 saves)

MIN: Patterson (39 shots, 37 saves)

Penalties: Minnesota-Duluth 7-14, Minnesota 7-14

Attendance: 9,805

NOTES:

- Eight of the last 11 games between the two schools have been decided by one goal. UMD is 7-1-0 in those games.
- After losing five straight to UMD, the Gophers have won two of the last three meetings.
- Three (2g-1a) of Minnesota's six points were scored by members of the fourth line. Nick Larson and Sacchetti each had a goal and Serratore had an assist.
- Patterson had 37 saves (17 in third period) to improve to 7-2-1 this year.

Game 18

December 12, 2010

Minneapolis, Minn. (Mariucci Arena)

Minnesota-Duluth 2

Minnesota 2

SCORING	1	2	3	OT	F
Minnesota-Duluth	1	1	0	0	2
Minnesota	1	0	1	0	2

1ST PERIOD — MIN: Hansen (Holl, Wehrs) 17:26 PPG; UMD: J. Connolly 7 (Faulk, Fontaine) 19:23.

2ND PERIOD — UMD: Seidel (Flaherty) 8:56;

3RD PERIOD — MIN: Cepic (Condon, Helgeson) 5:24.

Shots on Goal: Minnesota-Duluth 6-22-15-0--43

Minnesota 15-5-12-4--36

Power Plays: Minnesota-Duluth 0-6, Minnesota 1-6.

Goalies: UMD: Crandall (36 shots, 34 saves)

MIN: Patterson (43 shots, 41 saves)

Penalties: Minnesota-Duluth 7-14, Minnesota 8-27

Attendance: 9,847

NOTES:

- Patterson set a career high with 41 saves (including 21 in the second period) to improve to 7-2-2 on the season.
- First game all year that Minnesota earned a point after trailing after two periods. Gophers now 0-7-1 when trailing after two periods.
- The Gophers were outshot for the ninth time this season, but are now 5-2-2 when their opponent takes more shots in a game.

▶ Game 19

December 31, 2010

Minneapolis, Minn. (Mariucci Arena)

Union.....3

Minnesota2

SCORING	1	2	3	OT	F
Union	0	2	0	1	3
Minnesota	1	1	0	0	2

1ST PERIOD — MIN: Cepis 7 (Matson, Barriball) 17:30.
2ND PERIOD — UNION: Simpson 4 (Bodie) 10:07 PPG; MIN: Hoeffel 8 (Ness, Cepis) 16:43 PPG; UNION: Jooris 5 (Welsh, Carr) 16:56.
3RD PERIOD — No scoring.
OT — UNION: Jooris 6 (Simpson, Hatch) 0:42.

Shots on Goal: Union 8-12-8-2--30
 Minnesota 6-9-10-0--25
Power Plays: Union 1-3, Minnesota 1-2.
Goalies: UNION: Kinkaid (25 shots, 23 saves)
 MIN: Patterson (30 shots, 27 saves)
Penalties: Union 2-4, Minnesota 3-6
Attendance: 8,941

NOTES:

- Gophers lost for the first time all season when scoring the first goal of the game. They were 8-0-2 prior to the game, but are now 8-1-2 when scoring first.
- First game all year that Minnesota entered the third period tied. Gophers and Union were deadlocked 2-2 after 40 minutes.
- Minnesota was playing without freshmen Erik Haula (Finland) and Nick Bjugstad (United States), as both were at the World Junior Championship.

▶ Game 20

January 1, 2011

Minneapolis, Minn. (Mariucci Arena)

Ferris State2

Minnesota2

SCORING	1	2	3	OT	F
Ferris State	1	1	0	0	2
Minnesota	1	0	1	0	2

1ST PERIOD — FSU: Kirzinger 3 (Wietecha, Menke) 4:09 PPG; MIN: Hansen 5 (Helgeson, Schmidt) 17:51.
2ND PERIOD — FSU: Wysopal 2 (Kirzinger) 16:28.
3RD PERIOD — MIN: Barriball 11 (Hansen, Fairchild) 7:38 PPG.
OT — No scoring.

Shots on Goal: Ferris State 10-11-7-1--29
 Minnesota 14-4-12-4--34
Power Plays: Ferris State 1-3, Minnesota 1-3.
Goalies: FSU: Nagle (34 shots, 32 saves)
 MIN: Patterson (29 shots, 27 saves)
Penalties: Ferris State 5-10, Minnesota 5-10

Attendance: 9,132

NOTES:

- Gophers played an overtime game for the third straight game and for the fourth time this year. Gophers now 0-1-3 in OT games this season.
- Minnesota again played without freshmen Erik Haula (Finland) and Nick Bjugstad (United States), as both were at the World Junior Championship.

▶ Game 21

January 14, 2011

Grand Forks, N.D. (Ralph Engelstad Arena)

Minnesota3

North Dakota2

SCORING	1	2	3	OT	F
Minnesota	2	0	1	-	3
North Dakota	0	1	1	-	2

1ST PERIOD — MIN: Hoeffel 9 (N. Larson, Bjugstad) 11:22; Hansen 6 (Cepis, Haula) 15:51 PPG.
2ND PERIOD — UND: Malone 8 (Genoway, Kristo) 13:54 PPG.
3RD PERIOD — UND: Gregoire 7 (Hextall, Trupp) 1:31 PPG; MIN: Sacchetti: 3 (Ness, Barriball) 4:45 PPG.

Shots on Goal: Minnesota 12-8-9--29
 North Dakota 10-16-11--37
Power Plays: Minnesota 2-6, North Dakota 2-6
Goalies: MIN: Patterson (37 shots, 35 saves)
 UND: Dell (29 shots, 26 saves)
Penalties: Minnesota 13-26, North Dakota 13-26
Attendance: 11,844

NOTES:

- Minnesota's first regular season win at UND since a 4-3 win on Dec. 8, 2007. Gophers won 4-2 on March 13, 2010 in WCHA Playoffs.
- Minnesota scored two first period goals and is now 10-2-3 when scoring a first-period goal and now 9-1-2 when scoring the first goal of the game.
- Mike Hoeffel now has eight career goals in 14 games against North Dakota.
- The Gophers blocked a season high 31 shots.

Game 22

January 15, 2011

Grand Forks, N.D. (Ralph Engelstad Arena)

Minnesota1

North Dakota4

SCORING	1	2	3	OT	F
Minnesota	1	0	0	-	1
North Dakota	2	0	2	-	4

1ST PERIOD — MIN: Alt 1 (unassisted) 8:54; UND: Trupp 9 (unassisted) 9:28; UND: Malone 9 (Genoway, Frattin) 14:12 PPG.

2ND PERIOD — No scoring.

3RD PERIOD — UND: Knight 12 (Hextall, MacWilliam) 4:12; UND: Kristo 3 (Trupp, Malone) 14:57 PPG.

Shots on Goal: Minnesota 5-7-10--22

North Dakota 17-4-5--26

Power Plays: Minnesota 0-6, North Dakota 2-6

Goalies: MIN: Patterson (26 shots, 22 saves)

UND: Dell (22 shots, 21 saves)

Penalties: Minnesota 11-22, North Dakota 11-22

Attendance: 11,975

NOTES:

- Minnesota has taken more than 10 penalties in two games this year, both at North Dakota.
- Mark Alt scored his first career goal.
- Minnesota took a season-low 22 shots.
- Gophers lost for only second time all season when scoring the first goal of the game.

Game 23

January 28, 2011

Minneapolis, Minn. (Mariucci Arena)

Alaska Anchorage1

Minnesota5

SCORING	1	2	3	OT	F
Alaska Anchorage	1	0	0	-	1
Minnesota	2	2	1	-	5

1ST PERIOD — MIN: Condon 6 (White, Helgeson) 4:30; Serratore 2 (N. Larson, Holl) 5:32; UAA: Bruijsten (Vidmar, Grant) 18:44 PPG.

2ND PERIOD — MIN: N. Larson 4 (Wehrs, Holl) 2:19 PPG; MIN:

Hansen 7 (Bjugstad, Cepis) 10:57.

3RD PERIOD — MIN: Ness 1 (Hansen, Alt) 10:54.

Shots on Goal: Alaska Anchorage 10-11-8--29

Minnesota 19-12-17--48

Power Plays: Alaska Anchorage 1-7, Minnesota 1-6.

Goalies: UAA: Gunderson (48 shots, 43 saves)

MIN: Patterson (29 shots, 28 saves)

Penalties: Alaska Anchorage 7-25, Minnesota 7-14

Attendance: 9,639

NOTES:

- Minnesota attempted 96 shots (tied for most this year) They put 48 shots (second most this year) on net, had 23 blocked, missed the net on another 23 and hit two posts.
- Justin Holl (2a) recorded his first collegiate multi-point game.
- Aaron Ness scored his first goal in 29 games (last was 2/20/10 against Colorado College).
- Fifteen Gophers were +1 or better for the game. Jay Barriball, Mike Hoefel and Erik Haula were even.

Game 24

January 29, 2011

Minneapolis, Minn. (Mariucci Arena)

Alaska Anchorage1

Minnesota0

SCORING	1	2	3	OT	F
Alaska Anchorage	0	0	1	-	1
Minnesota	0	0	0	-	0

1ST PERIOD — No scoring.

2ND PERIOD — No scoring.

3RD PERIOD — UAA: Bailey 8 (Bruijsten, Haddad) 1:18.

Shots on Goal: Alaska Anchorage 7-4-11--22

Minnesota 5-16-9--30

Power Plays: Alaska Anchorage 0-3, Minnesota 0-3.

Goalies: UAA: Kamal (30 shots, 30 saves)

MIN: Patterson (22 shots, 21 saves)

Penalties: Alaska Anchorage 6-12, Minnesota 6-12

Attendance: 9,647

NOTES:

- Minnesota lost 1-0 for the first time since Dec. 14, 2008, when Colorado College shutout the Gophers.
- The Gophers lost for only the second time all season when allowing two goals or fewer (lost 2-1 at Minnesota State on Dec. 4).
- Minnesota took 30 shots and is 7-7-2 on the year when taking 30 or more shots.
- Mark Alt was a -1, ending his 12-game streak of being even or better (last minus game was Nov. 19 at MTU).

▶ Game 25

February 4, 2011

Duluth, Minn. (Amsoil Arena)

Minnesota2

Minnesota-Duluth2

SCORING	1	2	3	OT	F
Minnesota	1	1	0	0	2
Minnesota-Duluth	0	2	0	0	2

1ST PERIOD — MIN: Fairchild 4 (Condon, Bjugstad) 9:34 PPG.

2ND PERIOD — UMD: Fontaine 16 (Brown, Reiter) 5:46; MIN: Barriball 12 (unassisted) 8:42; UMD: M. Connolly (Olson, J. Connolly) 10:12.

3RD PERIOD — No scoring.

OT — No scoring.

Shots on Goal: Minnesota 14-13-10-1--38

Minnesota-Duluth 10-13-14-5--42

Power Plays: Minnesota 1-5, Minnesota-Duluth 0-5.

Goalies: MIN: Patterson (42 shots, 40 saves)

UMD: Reiter (38 shots, 36 saves)

Penalties: Minnesota 6-12, Minnesota-Duluth 6-12

Attendance: 6,764

NOTES:

- Patterson made 40 saves, second time this season he has had 40 or more saves against UMD. He had career-high 41 saves against UMD in a 2-2 tie on Dec. 12.
- Nine of the last 10 games between the two teams have either ended in a tie or were one-goal games (2 ties, 7 one-goal games).

▶ Game 26

February 5, 2011

Duluth, Minn. (Amsoil Arena)

Minnesota4

Minnesota-Duluth6

SCORING	1	2	3	OT	F
Minnesota	0	2	2	-	4
Minnesota-Duluth	2	2	2	-	6

1ST PERIOD — UMD: M. Connolly 15 (J. Connolly, Fontaine) 8:04; M. Connolly 16 (J. Connolly, Fontaine) 15:49 PPG.

2ND PERIOD — UMD: M. Connolly 17 (Fontaine, J. Connolly) 1:22; MIN: Wehrs 2 (White, Bjugstad) 1:55; MIN: Hoeffel 10 (Bjugstad, Alt) 9:46; UMD: M. Connolly (Montgomery, Faulk) 18:43.

3RD PERIOD — MIN: Fairchild 5 (Helgeson, N. Larson) 9:44; UMD: Oleksuk 11 (Brown, Lamb) 16:59; MIN: Condon 7 (Hoeffel, Hansen) 18:25 EX; UMD: M. Connolly 19 (J. Connolly, Montgomery) 18:40 ENG.

Shots on Goal: Minnesota 14-9-13--36

Minnesota-Duluth 11-15-14--40

Power Plays: Minnesota 0-5, Minnesota-Duluth 1-5.

Goalies: MIN: Patterson (39 shots, 34 saves)

UMD: Crandall (36 shots, 32 saves)

Penalties: Minnesota 7-14, Minnesota-Duluth 7-14

Attendance: 6,764

NOTES:

- Mike Connolly scored five goals for UMD. He recorded the first hat trick against Minnesota since Denver's Joe Colborne on Feb. 13, 2010.

▶ Game 27

February 11, 2011

Minneapolis, Minn. (Mariucci Arena)

Denver2

Minnesota1

SCORING	1	2	3	OT	F
Denver	0	1	1	-	2
Minnesota	0	1	0	-	1

1ST PERIOD — No scoring.

2ND PERIOD — MIN: Haula 4 (Holl, Cepis) 10:02; DEN: Shore 17 (Makowski, Zucker) 12:42 PPG.

3RD PERIOD — DEN: Zucker 18 (Makowski) 4:01.

Shots on Goal: Denver 10-9-11--30

Minnesota 9-17-11--37

Power Plays: Denver 1-2, Minnesota 0-6.

Goalies: DEN: Brittain (37 shots, 36 saves)

MIN: Patterson (30 shots, 28 saves)

Penalties: Denver 6-12, Minnesota 3-6

Attendance: 9,711

NOTES:

- Erik Haula scored for Minnesota. It was his first goal since tallying against Michigan on Nov. 28 (10 games).
- Minnesota's second-period goal ended a home scoreless drought of 79:04.
- Minnesota's goal was its first home goal against Denver since Nov. 4, 2007. (teams did not play at Mariucci Arena during 2008-09 season and Denver won both games at Minnesota 3-0 during 2009-10 season).

▶ Game 28

February 12, 2011

Minneapolis, Minn. (Mariucci Arena)

Denver3
Minnesota7

SCORING	1	2	3	OT	F
Denver	0	0	3	-	3
Minnesota	3	3	1	-	7

1ST PERIOD — MIN: Cepis 8 (Haula) 7:22; MIN: Matson 7 (Fairchild, Condon) 8:18; MIN: Bjugstad 3 (Alt, Larson) 11:49.

2ND PERIOD — MIN: Haula 5 (Fairchild) 0:33; MIN: Hoeffel 11 (Fairchild, Hansen) 12:22 PPG; MIN: Fairchild 6 (Haula, Cepis) 16:30 PPG.

3RD PERIOD — DEN: Bennett 7 (Zucker) 1:46; DEN: Knowlton 3 (Shore, Maiani) 10:13 PPG; MIN: White 2 (Condon, Alt) 12:40; DEN: Lee 3 (Shore) 16:51 PPG.

Shots on Goal: Denver 10-11-13--34
Minnesota 13-18-13--44

Power Plays: Denver 2-5, Minnesota 2-4

Goalies: DEN: Brittain (15 shots, 11 saves) Murray (29 shots, 26 saves)

MIN: Patterson (34 shots, 31 saves)

Penalties: Denver 12-54, Minnesota 13-45

Attendance: 9,917

NOTES:

- First win against Denver since Nov. 21, 2008, ending a six-game losing streak. First home win against Denver since Jan. 20, 2007, ending a five-game losing streak.
- Cade Fairchild (1g-3a) recorded the second four-point game of his career; most by defenseman this year.

▶ Game 29

February 18, 2011

Madison, Wis. (Kohl Center)

Minnesota5
Wisconsin2

SCORING	1	2	3	OT	F
Minnesota	1	3	1	-	5
Wisconsin	0	1	1	-	2

1ST PERIOD — MIN: Hoeffel 12 (Bjugstad, Ness) 15:22 PPG.

2ND PERIOD — UW: Gardiner 9 (Smith Schultz) 0:32 PPG; MIN: Cepis 9 (Wehrs, White) 1:42; MIN: Matson 8 (Hoeffel, Ness) 3:31 PPG; MIN: Matson 9 (Alt, Gardiner) 18:40.

3RD PERIOD — MIN: White 3 (Haula, Fairchild) 11:08 PPG; UW: Murray (Gardiner, Schultz) 19:29 PPG.

Shots on Goal: Minnesota 8-12-12--32
Wisconsin 10-8-20-28

Power Plays: Minnesota 3-6, Wisconsin 2-10

Goalies: MIN: Patterson (38 shots, 36 saves)

UW: Gudmandson (32 shots, 27 saves)

Penalties: Minnesota 13-29, Wisconsin 9-18

Attendance: 14,315

NOTES:

- Minnesota's four goal scorers - Cepis, Hoeffel, Matson (2g) and White - all scored in 7-3 win against Denver on Feb. 12 (last game Minnesota played).
- Gophers beat Denver on Feb. 12 and Wisconsin on Feb. 18 for consecutive wins. First time Minnesota has won two straight since Nov. 19-20 at Michigan Tech.

▶ Game 30

February 19, 2011

Madison, Wis. (Kohl Center)

Minnesota3
Wisconsin3

SCORING	1	2	3	OT	F
Minnesota	1	1	1	0	3
Wisconsin	1	1	1	0	3

1ST PERIOD — MIN: Condon 8 (Bjugstad, Ness) 13:06 PPG; UW: Schultz 16 (Mersch, Turnbull) 13:23.

2ND PERIOD — UW: Johnson 4 (Gardiner, Simonelli) 3:25; MIN: Hansen 8 (Cepis, Fairchild) 12:37.

3RD PERIOD — MIN: Cepis 10 (Fairchild) 0:44; UW: Dahl 1 (Zangerle, Ramage) 3:06.

Shots on Goal: Minnesota 4-16-11-0--31
Wisconsin 8-10-16-1--35

Power Plays: Minnesota 1-7, Wisconsin 0-5

Goalies: MIN: Patterson (35 shots, 32 saves)

UW: Bennett (31 shots, 28 saves)

Penalties: Minnesota 5-10, Wisconsin 7-14

Attendance: 15,325

NOTES:

- Minnesota's is undefeated in its last three games; first undefeated three-game streak since Nov. 6-20 (2-0-1).
- Jacob Cepis is on a four-game point streak (3g-3a), while Cade Fairchild (1g-6a) and Nick Bjugstad (1g-2a) are on three-game point streaks.
- Kent Patterson made 32 saves. Minnesota is 6-2-3 this season when Patterson stops 30 or more shots.

Game 31

February 25, 2011

Minneapolis, Minn. (Mariucci Arena)

Michigan Tech.....2

Minnesota5

SCORING	1	2	3	OT	F
Michigan Tech	0	1	1	-	2
Minnesota	0	3	2	-	5

1ST PERIOD — No scoring.

2ND PERIOD — MTU: Holmberg 4 (unassisted) 6:30; MIN: Matson 10 (White, Fairchild) 6:53; MIN: N. Larson 5 (Bjugstad) 10:31; MIN: Cepis 11 (Holl) 12:58.

3RD PERIOD — MIN: Bjugstad 4 (unassisted) SHG 6:41; MTU: Gordic 14 (Johnstone, Cousens) 15:54 PPG; MIN: Bjugstad (Hoeffel) 19:59 SHG.

Shots on Goal: Michigan Tech 8-7-15--30

Minnesota 13-17-12--42

Power Plays: Michigan Tech 1-4, Minnesota 0-4.

Goals: MTU: Genoe (41 shots, 32 saves)

MIN: Patterson (30 shots, 28 saves)

Penalties: Michigan Tech 4-8, Minnesota 4-8

Attendance: 9,672

NOTES:

- Bjugstad has 11 points (3g-8a) in the 11 games he has played since returning from the World Junior Championship.
- Bjugstad's two shorthanded goals were the first by a Gopher since Tony Lucia scored two in a 5-1 home win against Alaska Anchorage on Oct. 30, 2009.
- Jacob Cepis is on a five-game point (4g-3a) streak and a four-game goal streak (4g).

Game 32

February 26, 2011

Minneapolis, Minn. (Mariucci Arena)

Michigan Tech.....2

Minnesota5

SCORING	1	2	3	OT	F
Michigan Tech	1	0	1	-	2
Minnesota	1	3	1	-	5

1ST PERIOD — MIN: Haula 6 (White) 1:49 PPG; MTU: Gordic 15 (Furne, Johnstone) 11:37.

2ND PERIOD — MIN: Alt 2 (Hansen) 1:51; MIN: Cepis 12 (Haula, Wehrs) 6:28; MIN: Hansen 9 (Fairchild, Haula) 12:33 PPG.

3RD PERIOD — MTU: Furne 11 (Johnstone, Cousens) 11:49 PPG; MIN: Hansen 10 (Fairchild, Cepis) 19:16 PPG.

Shots on Goal: Michigan Tech 12-8-6--26

Minnesota 11-17-8--36

Power Plays: Michigan Tech 1-7, Minnesota 3-7

Goals: MTU: Robinson (36 shots, 31 saves)

MIN: Patterson (26 shots, 24 saves)

Penalties: Michigan Tech 14-50, Minnesota 16-51

Attendance: 9,891

NOTES:

- Gophers on a season-high five-game unbeaten streak (4-0-1); Cepis on five-game goal scoring streak.
- Fairchild finished February with 12 points (3g-9a) to lead all NCAA defensemen.

Game 33

March 4, 2011

Bemidji, Minn. (Sanford Center)

Minnesota3

Bemidji State3

SCORING	1	2	3	OT	F
Minnesota	1	1	1	0	1
Bemidji State	2	0	1	0	3

1ST PERIOD — MIN: White 4 (unassisted) 1:34; BSU: Read 18 (Adams, Findlay) 5:58; BSU: McLeod 4 (Arshenko, Billberg) 12:28.

2ND PERIOD — MIN: Bjugstad 6 (Barriball, Wehrs) 10:09 PPG.

3RD PERIOD — MIN: White 5 (Condon, N. Larson) 16:20; BSU: Hunt 2 (Lowe, Cramer) 19:41 EX.

OT — No scoring.

Shots on Goal: Minnesota 8-10-11-1--30

Bemidji State 13-16-6-1--36

Power Plays: Minnesota 1-3, Bemidji State 1-4

Goals: MIN: Patterson (36 shots, 33 saves)

BSU: Bakala (30 shots, 27 saves)

Penalties: Minnesota 4-8, Bemidji State 3-6

Attendance: 4,373

NOTES:

- Pat White has four goals and five assists in his last 11 games; had one goal in first 13 games.
- Jacob Cepis' five-game goal streak and six-game point streak ended; Cade Fairchild's five-game point streak ended.
- First tie ever between the two schools. Gophers are now 7-1-1 all-time against Bemidji State.

Game 34

March 5, 2011

Bemidji, Minn. (Sanford Center)

Minnesota3

Bemidji State2

SCORING	1	2	3	OT	F
Minnesota	0	1	1	1	3
Bemidji State	1	1	0	0	2

1ST PERIOD — BSU: Jubinville 2 (Findlay, Fisher) 14:40.

2ND PERIOD — BSU: McLeod 5 (unassisted) 14:41; MIN: Bjugstad 7 (Alt, Barriball) 17:52.

3RD PERIOD — MIN: Hoeffel 13 (Barriball, Bjugstad) 14:41 PPG.

OT — MIN: Bjugstad 8 (Fairchild, Barriball) 0:20.

Shots on Goal: Minnesota 14-16-16-1-47

Bemidji State 13-11-7-0--31

Power Plays: Minnesota 1-3, Bemidji State 0-3

Goalies: MIN: Patterson (31 shots, 29 saves)

BSU: Bakala (47 shots, 44 saves)

Penalties: Minnesota 3-6, Bemidji State 3-6

Attendance: 4,373

NOTES:

- Minnesota's first overtime win in 13 games; last overtime win Jan. 3, 2009, a 3-2 decision against Northeastern.
- Gophers won for first time when trailing after two periods since Jan. 2, 2010, against Bowling Green.
- Barriball tied a career high with three assists; Bjugstad tied career high with three points (2g-1a).

Game 35

March 11, 2011

Minneapolis, Minn. (Mariucci Arena)

Alaska Anchorage4

Minnesota3

SCORING	1	2	3	OT	F
Alaska Anchorage	1	2	1	-	4
Minnesota	0	2	1	-	3

1ST PERIOD — UAA: Wiles 10 (Grant, Kwas) 19:23.

2ND PERIOD — UAA: Portwood 2 (Parkinson, Wiles) 1:56; UAA: Gellert 2 (unassisted) 9:19 SHG; MIN: Hansen 11 (penalty shot) 12:12; MIN: Ness 2 (Barriball, Bjugstad) 12:28 PPG.

3RD PERIOD — MIN: Wehrs 3 (unassisted) 11:18; UAA: Bruijsten 9 (Kwas, Warner) 13:28 PPG.

Shots on Goal: Alaska Anchorage 14-8-14--36

Minnesota 7-10-8--25

Power Plays: Alaska Anchorage 1-4, Minnesota 1-6

Goalies: UAA: Kamal (25 shots, 22 saves)

MIN: Patterson (36 shots, 32 saves)

Penalties: Alaska Anchorage 7-14, Minnesota 4-8

Attendance: 9,320

NOTES:

- Minnesota fell to 26-2 in first round WCHA playoff games at Mariucci Arena; other loss was 2007 OT setback to Alaska Anchorage.
- Jake Hansen attempted and converted Minnesota's first penalty shots since Phil Kessel scored on 10/21/05.
- Jay Barriball has five assists in last three games since returning from a lower-body injury.

Game 36

March 12, 2011

Minneapolis, Minn. (Mariucci Arena)

Alaska Anchorage2

Minnesota0

SCORING	1	2	3	OT	F
Alaska Anchorage	0	0	2	-	2
Minnesota	0	0	0	-	0

1ST PERIOD — No scoring.

2ND PERIOD — No scoring.

3RD PERIOD — UAA: Spencer 1 (Kwas, Cameron) 2:31; UAA: Grant 16 (Cameron, Gorham) 13:24.

Shots on Goal: Alaska Anchorage 9-8-8--25

Minnesota 8-6-10--24

Power Plays: Alaska Anchorage 0-2, Minnesota 0-3

Goalies: UAA: Kamal (24 shots, 24 saves)

MIN: Patterson (25 shots, 23 saves)

Penalties: Alaska Anchorage 3-6, Minnesota 2-4

Attendance: 9,346

NOTES:

- Minnesota fell to 26-3 in first round WCHA playoff games at Mariucci Arena with all three defeats coming to Alaska Anchorage.
- Minnesota's season ended at the current Mariucci Arena for the first time ever.
- Minnesota was shutout to end its season for only the third time ever; (4-0 loss at North Dakota on March 5, 1955 and 2-0 loss at Michigan on Feb. 28, 1931).

2010-11 WCHA STANDINGS

	Conference				Overall		
	W	L	T	Pts.	W	L	T
North Dakota	21	6	1	43	32	9	3
Denver	17	8	3	37	25	12	5
Nebraska-Omaha	17	9	2	36	21	16	2
Minnesota Duluth	15	8	5	35	26	10	6
Minnesota	13	10	5	31	16	14	6
Colorado College	13	13	2	28	23	19	3
Wisconsin	12	13	3	27	21	16	4
Alaska Anchorage	12	14	2	26	16	18	3
St. Cloud State	11	13	4	26	15	18	5
Bemidji State	8	15	5	21	15	18	5
Minnesota State	8	16	4	20	14	18	6
Michigan Tech	2	24	2	6	4	30	4

NCAA Tournament Results

Regional Tournaments

Yale 2, Air Force 1 (OT)
 Minnesota Duluth 2, Union 0
 Notre Dame 4, Merrimack 3
 New Hampshire 3, Miami (Ohio) 1
 Colorado College 8, Boston College 4
 Michigan 3, Nebraska-Omaha 2
 Denver 3, Western Michigan 2
 North Dakota 6, Rensselaer 0
 Minnesota Duluth 5, Yale 3
 Notre Dame 2, New Hampshire 1
 Michigan 2, Colorado College 1
 North Dakota 6, Denver 1
Frozen Four, St. Paul, Minn.
 Minnesota Duluth 4, Notre Dame 3
 Michigan 2, North Dakota 0
 Minnesota Duluth 3, Michigan 2 (OT)

WCHA Final Five

at Xcel Energy Center, St. Paul

Thursday, March 17

Bemidji State 3, Minnesota Duluth 2 (OT)

Colorado College 4, Alaska Anchorage 2

Friday, March 18

Denver 6, Bemidji State 2

North Dakota 4, Colorado College 3

Saturday, March 19

North Dakota 3, Denver 2 (2OT)

NATIONAL RANKINGS

USCHO.com (FINAL POLL)

Team (1st place votes)	Record	Pts	Last
1. Minnesota Duluth (48)	26-10-6	996	11
2. North Dakota (2)	32-9-3	927	1
3. Michigan	29-11-4	926	6
4. Notre Dame	25-14-5	827	9
5. Boston College	30-8-1	742	2
6. Yale	28-7-1	725	3
7. Denver	25-12-5	679	5
8. Miami	23-10-6	647	4
9. New Hampshire	22-11-6	571	12
10. Merrimack	25-10-4	544	7
11. Colorado College	23-19-3	512	13
12. Union	26-10-4	505	8
13. Western Michigan	19-13-10	435	10
14. Nebraska-Omaha	21-16-2	373	14
15. Dartmouth	19-12-3	231	15
16. Rensselaer	20-13-5	223	16
17. Boston University	19-12-8	183	17
18. Air Force	20-12-6	154	20
19. Maine	17-12-7	135	18
20. Cornell	16-15-3	51	19

Others Receiving Votes: Wisconsin 44, Minnesota 29,

Alaska-Anchorage 12, Bemidji State 7, RIT 7, Northeastern 4,


Princeton 4, St. Cloud State 4, Ferris St. 3

USA Today/USA Hockey Magazine Poll (FINAL POLL)

Team (1st place votes)	Record	Pts	Last
1. Minnesota Duluth (34)	26-10-6	510	3
2. Michigan	29-11-4	459	2
3. North Dakota	32-9-3	449	1
4. Notre Dame	25-14-5	395	4
5. Boston College	30-8-1	363	5
6. Yale	28-7-1	314	6
7. Denver	25-12-5	306	7
8. Miami	23-10-6	268	8
9. New Hampshire	22-11-6	246	9
10. Merrimack	25-10-4	204	10
11. Colorado College	23-19-3	182	11
12. Union	26-10-4	146	12
13. Western Michigan	19-13-10	122	13
14. Nebraska-Omaha	21-16-2	82	14
15. Rensselaer	20-13-5	16	15

Others receiving votes: Dartmouth 10, Boston University 4, RIT 2, Air Force 2.

RECORDS & HISTORY



NCAA TOURNAMENT APPEARANCES

► 32 Appearances

1953-54-61-71-74-75-76-79-80-81-83-85-86-87-88-89-90-91-92-93-94-95-96-97-2001-02-03-04-05-06-07-08
(record of 50-33 .602)

► 19 Frozen Four Appearances

1953-54-61-71-74-75-76-79-81-83-86-87-88-89-94-95-2002-03-05
(record of 19-16, .543)

Five NCAA Championships 1974-76-79-2002-03

Six Runner-Up Finishes 1953-54-71-75-81-89

Six Third-Place Finishes 1961-86-87-94-95-2005

Two Fourth-Place Finishes 1983-88

NCAA RECORD VS. OPPONENTS

TEAM	SERIES	LAST MEETING
Air Force	1-0	3/24/07, MN 4, AF 3
Boston College	4-5	3/29/08, BC 5, MN 2
Boston University	4-3	3/30/95, BU 7, MN 3
Bowling Green	1-0	3/18/79, MN 6, BG 3
Clarkson	3-0	3/26/93, MN 2, CU 1
Colgate	2-0	3/21/81, MN 5, Col 4
Colorado College	2-0	3/23/02, MN 4, CC 2
Cornell	1-0	3/27/05, MN 2, CU 1 (ot)
Denver	1-1	3/28/86, MN 6, DU 4
Ferris State	1-0	3/28/03, MN 7, FSU 4
Harvard	3-2	4/1/89, HU 4, MN 3 (ot)
Holy Cross	0-1	3/24/06, HC 4, MN 3 (ot)
Lake Superior State	0-1	3/29/92, LSSU 8, MN 3
Maine	3-5	3/26/05, MN 1, ME 0 (ot)
Mercyhurst	1-0	3/27/03, MN 9, MCY 2
Michigan	2-3	4/10/03, MN 3, MI 2 (ot)
Michigan State	3-2	3/22/97, MN 6, MSU 3
Michigan Tech	3-1	3/26/81, MN 7, MTU 2
Minnesota Duluth	0-1	3/28/04, UMD 3, MN 1
New Hampshire	4-0	4/12/03, MN 5, UNH 1
North Dakota	1-2	3/25/07, UND 3, MN 2 (ot)
Northern Michigan	0-1	3/22/80, NMU 4, MN 3
Notre Dame	1-0	3/27/04, MN 5, ND 2
Providence	3-2	3/23/96, MN 5, PC 1
Rensselaer	3-1	3/24/95, MN 3, RPI 0
St. Lawrence	0-1	4/1/88, SLU 3, MN 2
Wisconsin	2-1	3/25/89, MN 4, WI 2
UMass-Lowell	1-0	3/27/94, MN 2, UML 1 (ot)
Total	50-33	

ALL-TIME NCAA TOURNAMENT FINISHES BY SCHOOL

CHAMPION

Michigan	9
Denver	7
North Dakota	7
Wisconsin	6
Minnesota	5
Boston University	5
Boston College	4
Lake Superior St.	3
Michigan State	3
Michigan Tech	3
Colorado College	2
Cornell	2
Maine	2
RPI	2
Bowling Green	1
Harvard	1
Minnesota Duluth	1
Northern Michigan	1

THIRD PLACE*

Michigan	12
Boston University	8
Minnesota	6
Boston College	6
Maine	6
North Dakota	6
Michigan State	5
Clarkson	4
Colorado College	3
Harvard	3
Dartmouth	2
Denver	2
Minnesota-Duluth	2
New Hampshire	2
RPI	2
St. Lawrence	2
Vermont	2
Wisconsin	2
Bemidji State	1
Bowling Green	1
Brown	1
Cornell	1
Michigan Tech	1
Northeastern	1
Notre Dame	1
Ohio State	1
Providence	1
Yale	1
Miami	1
RIT	1

RUNNER-UP

Minnesota	6
Boston College	6
Boston University	5
North Dakota	5
Michigan Tech	4
Clarkson	3
Colorado College	3
Maine	3
Michigan	3
Cornell	2
Dartmouth	2
Denver	2
Harvard	2
Michigan State	2
New Hampshire	2
St. Lawrence	2
Wisconsin	2
Brown	1
Colgate	1
Lake Superior St.	1
Miami	1
Minnesota-Duluth	1
Northern Michigan	1
Notre Dame	1
Providence	1

FOURTH PLACE

Boston College	6
Harvard	6
St. Lawrence	5
Boston Univ.	3
New Hampshire	3
Minnesota	2
Colorado College	2
Cornell	2
Denver	2
Michigan Tech	2
Brown	1
Maine	1
Michigan State	1
North Dakota	1
Northern Michigan	1
Providence	1
RPI	1
Wisconsin	1

*In championships without a third-place game (after 1989), both teams are awarded third place. Denver's participation and Wisconsin's participation in 1992 tournament vacated.

NCAA APPEARANCES YEAR-BY-YEAR

1953 - SECOND PLACE

Semifinals: Minnesota, 3, RPI 2 (Colorado Springs)
Finals: Michigan 7, Minnesota 3 (Colorado Springs)

1954 - SECOND PLACE

Semifinals: Minnesota 14, Boston College 1
 (Colorado Springs)
Finals: RPI 5, Minnesota 4 (OT) (Colorado Springs)

1961 - THIRD PLACE

Semifinals: Denver 6, Minnesota 1 (Denver)
Third Place Game: Minnesota 4, RPI 3 (Denver)

1971 - SECOND PLACE

Semifinals: Minnesota 6, Harvard 5 (Syracuse, N.Y.)
Finals: Boston University 4, Minnesota 2 (Syracuse, N.Y.)

1974 - FIRST PLACE

Semifinals: Minnesota 5, Boston University 4 (Boston)
Finals: Minnesota 4, Michigan Tech 2 (Boston)

1975 - SECOND PLACE

Semifinals: Minnesota 6, Harvard 4 (St. Louis)
Finals: Michigan Tech 6, Minnesota 1 (St. Louis)

1976 - FIRST PLACE

Semifinals: Minnesota 4, Boston University 2 (Denver)
Finals: Minnesota 6, Michigan Tech 4 (Denver)

1979 - FIRST PLACE

Semifinals: Minnesota 4, New Hampshire 3 (Detroit)
Finals: Minnesota 4, North Dakota 3 (Detroit)

1980

First Round: Northern Michigan 4, Minnesota 3 (Minneapolis)

1981 - SECOND PLACE

First Round: Minnesota 9, Colgate 4; Minnesota 5,
 Colgate 4 (Minnesota wins 14-8) (Minneapolis)
Semifinals: Minnesota, 7, Michigan Tech 2 (Duluth, Minn.)
Finals: Wisconsin 6, Minnesota 3 (Duluth, Minn.)

1983 - FOURTH PLACE

First Round: Minnesota 9, New Hampshire 6;
 Minnesota 7, New Hampshire 2
 (Minnesota wins 16-8) (Minneapolis)
Semifinals: Harvard 5, Minnesota 3 (Grand Forks, N.D.)
Third Place Game: Providence 4, Minnesota 3 (Grand Forks, N.D.)

1985

First Round: Minnesota 7, Boston College 5;
 Boston College 4, Minnesota 1
 (Boston College wins 9-8) (Boston)

1986 - THIRD PLACE

First Round: Minnesota 6, Boston University 5;
 Minnesota 5, Boston University 3
 (Minnesota wins 11-7) (Boston)

Semifinals: Michigan State 6, Minnesota 4
 (Providence, R.I.)
Third Place Game: Minnesota 6, Denver 4 (Providence, R.I.)

1987 - THIRD PLACE

First Round: Minnesota 4, Boston College 1;
 Boston College 3, Minnesota 2
 (Minnesota wins 6-4) (Boston)
Semifinals: Michigan State 5, Minnesota 3 (Detroit)
Third Place Game: Minnesota 6, Harvard 3 (Detroit)

1988 - FOURTH PLACE

Quarterfinals: Minnesota 4, Michigan State 2;
 Minnesota 4, Michigan State 3
 (Minnesota wins 8-5) (Minneapolis)
Semifinals: St. Lawrence 3, Minnesota 2 (Lake Placid, N.Y.)
Third Place Game: Maine 5, Minnesota 2 (Lake Placid, N.Y.)

1989 - SECOND PLACE

Quarterfinals: Minnesota 4, Wisconsin 2;
 Minnesota 4, Wisconsin 2
 (Minnesota wins series 2-0) (Minneapolis)
Semifinals: Minnesota 7, Maine 4 (St. Paul, Minn.)
Finals: Harvard 4, Minnesota 3 (OT) (St. Paul, Minn.)

1990

First round: Minnesota 6, Clarkson 1;
 Minnesota 5, Clarkson 1
 (Minnesota wins series 2-0) (Minneapolis)
Quarterfinals: Boston College 4, Minnesota 2;
 Minnesota 2, Boston College 1;
 Boston College 6, Minnesota 1
 (Boston College wins series 2-1) (Boston)

1991

First round: Providence 4, Minnesota 3;
 Minnesota 8, Providence 4;
 Minnesota 8, Providence 3
 (Minnesota wins series 2-1) (Minneapolis)
Quarterfinals: Maine 4, Minnesota 0;
 Maine 5, Minnesota 3
 (Maine wins series 2-0) (Orono, Maine)

1992

West Regional: Lake Superior State 8, Minnesota 3 (Detroit)

1993

East Regional: Minnesota 2, Clarkson 1;
 Maine 6, Minnesota 2 (Worcester, Mass.)

1994 - THIRD PLACE

West Regional: Minnesota 2, UMass-Lowell 1 (2 OT)
 (East Lansing, Mich.)
Semifinals: Boston University 4, Minnesota 1
 (St. Paul, Minn.)

1995 - THIRD PLACE

West Regional: Minnesota 3, RPI 0;
Minnesota 5, Colorado College 2 (Madison, Wis.)

Semifinals: Boston University 7, Minnesota 3
(Providence, R.I.)

1996

West Regional: Minnesota 5, Providence 1;
Michigan 4, Minnesota 3 (East Lansing, Mich.)

1997

West Regional: Minnesota 6, Michigan State 3;
Michigan 7, Minnesota 4 (Grand Rapids, Mich.)

2001

East Regional: Maine 5, Minnesota 4 (OT) (Worcester, Mass.)

2002 - FIRST PLACE

West Regional: Minnesota 4, Colorado College 2
(Ann Arbor, Mich.)

Semifinals: Minnesota 3, Michigan 2 (St. Paul, Minn.)

Finals: Minnesota 4, Maine 3 (OT) (St. Paul, Minn.)

2003 - FIRST PLACE

West Regional: Minnesota 9, Mercyhurst 2;
Minnesota 7, Ferris State 4 (Minneapolis)

Semifinals: Minnesota 3, Michigan 2 (OT) (Buffalo, N.Y.)

Finals: Minnesota 5, New Hampshire 1 (Buffalo, N.Y.)

2004

Midwest Regional: Minnesota 5, Notre Dame 2;
Minnesota-Duluth 3, Minnesota 1
(Grand Rapids, Mich.)

2005 - THIRD PLACE

West Regional: Minnesota 1, Maine 0 (OT);
Minnesota 2, Cornell 1 (OT) (Minneapolis)

Semifinals: North Dakota 4, Minnesota 2 (Columbus, Ohio)

2006

West Regional: Holy Cross 4, Minnesota 3 (OT)
(Grand Forks, N.D.)

2007

West Regional: Minnesota 4, Air Force 3;
North Dakota 3, Minnesota 2 (OT)
(Denver, Colo.)

2008

Northeast Regional: Boston College 5, Minnesota 2
(Worcester, Mass.)

MINNESOTA IN THE FROZEN FOUR

FROZEN FOUR RECORD

Appearances	19
(1953-54-61-71-74-75-76-79-81-83- 86-87-88-89-94-95-2002-03-05)	
Games Played	35
Games Won	19
Games Lost	16
Semifinal Games Won	11
Semifinal Games Lost	8
Championship Games Won	5
Championship Games Lost	6
Consolation Games Won	3
Consolation Games Lost	2

FROZEN FOUR VS. OPPONENTS

Boston University (1971-74-76-94-95)	2-3
Boston College (1954)	1-0
Denver (1961-86)	1-1
Harvard (1971-75-83-87-89)	3-2
Maine (88-89-2002)	2-1
Michigan (1953-2002-03)	2-1
Michigan State (1986-87)	0-2
Michigan Tech (1974-75-76-81)	3-1
New Hampshire (1979-2003)	2-0
North Dakota (1979-2005)	1-1
Providence (1983)	0-1
RPI (1953-54-61)	2-1
St. Lawrence (1988)	0-1
Wisconsin (1981)	0-1

FROZEN FOUR RECORD WHEN...

Overall Record	19-16
Semifinal Games	11-8
Championship Games	5-6
Third-Place Games	3-2
Last 10 Games	5-5
Last 5 Games	4-1
One-Goal Games	9-4
Two-Goal Games	5-5
Three-Goal or More Games	5-7
Overtime Games	3-2
Scoring 4 or More Goals	16-2
Scoring 3 or Fewer Goals	3-14
Scoring 3 or More Goals	19-9
Scoring 2 or Fewer Goals	0-7
Allowing 4 or More Goals	6-15
Allowing 3 or Fewer Goals	13-1

Most Goals Scored	14 (3/11/54)
Most Goals Allowed	7 (two times, last 3/30/95)

GOLDEN GOPHERS ON NCAA ALL-TOURNAMENT TEAMS

1953 (2ND)

Jim Mattson, G
Tom Wegleitner, D
Dick Meredith, F

1954 (2ND)

Ken Yackel, Sr., D
John Mayasich, F

1961 (3RD)

Mike Larson, G

1971 (2ND)

Bruce McIntosh, D
Dean Blais, F

1974 (1ST)

Brad Shelstad, G (*MOP*)
Les Auge, D
Mike Polich, F

1975 (2ND)

Reed Larson, D
Warren Miller, F

1976 (1ST)

Tom Vannelli, F (*MOP*)

1979 (1ST)

Steve Janaszak, G (*MOP*)
Mike Ramsey, D
Eric Strobel, F
Steve Christoff, F

1981 (2ND)

Mike Knoke, D
Aaron Broten, F

1987 (3RD)

Corey Millen, F

1989 (2ND)

Jon Anderson, F
Todd Richards, D

2002 (1ST)

Grant Potulny, F (*MOP*)
Adam Hauser, G
John Pohl, F

2003 (1ST)

Thomas Vanek, F (*MOP*)
Travis Weber, G
Matt DeMarchi, D
Paul Martin, D

GOLDEN GOPHERS ON NCAA ALL-REGIONAL TEAMS

1994

Chris McAlpine, D

1995

Dan Trebil, D
Nick Checco, F

1997

Mike Crowley, D
Casey Hankinson, F

2002

Jordan Leopold, D
John Pohl, F (*MOP*)

2003

Matt DeMarchi, D
Keith Ballard, D
Grant Potulny, F
Thomas Vanek, F (*MOP*)

2004

Chris Harrington, D
Keith Ballard, D

2005

Evan Kaufmann, F
Garrett Smaagaard, F
Mike Vannelli, D
Kellen Briggs, G (*MOP*)

2007

Mike Carman, F
Mike Vannelli, D

1974 NATIONAL CHAMPIONS



Row 1 (L-R) – Equipment Manager Dick Brown, John Matschke, John Perpich, Eric Lockwood, Team Captain Brad Shelstad, Bill Moen, Cal Cossalter, John Harris, Manager Dennis Cossalter.
Row 2 (L-R) – Dr. V. George Nagobads (team doctor), Brad Marrow, John Sheridan, Bruce Carlson, Doug Falls, Dick Spannbauer, Mike Phippen, Robby Harris, Les Auge, Tim Carlson, Athletics Director Paul Giel, Head Coach Herb Brooks.
Row 3 (L-R) – Tom Vannelli, Warren Miller, Tom Dahlheim, Joe Micheletti, Bill “Buzz” Schneider, Mike Polich, Pat Phippen, Manager David Gurovitsch.

1973-74 SEASON NOTES

- ▶ After starting the season 0-4-1, the Golden Gophers promptly put together a nine-game unbeaten streak (8-0-1).
- ▶ Minnesota was 13-1-2 in its final 16 home games at Williams Arena.
- ▶ Netminder Brad Shelstad, the last Golden Gopher goaltender to captain the team, was named NCAA Championship and team Most Valuable Performer after an outstanding senior season.
- ▶ Centers Mike Polich (19-33--52) and John Harris (17-27--44) led the team in scoring. Polich went on to a successful NHL career while Harris later enjoyed success in a different sports venue, winning the 1993 U.S. Amateur Golf Championship.
- ▶ Minnesota became the first team with a roster consisting only of Americans to win an NCAA Men's Hockey Championship in 25 years.

1974 NCAA CHAMPIONSHIP GAME

March 16, 1974

Boston Garden • Boston, Mass.

Minnesota	.4
Michigan Tech	.2

SCORING	1	2	3	OT	F
Minnesota	1	1	2	-	4
Michigan Tech	0	1	1	-	2

1ST PERIOD — Minn: Sheridan (Miller, Phippen), 15:26.

2ND PERIOD — Minn: Perpich (Morrow, Polich), 3:24; MTU: Lyle (D'Alvise), 13:40.

3RD PERIOD — Minn: R. Harris (Matschke), 4:45; Minn: Phippen (Sheridan), 17:17; MTU: Zuke (Steele, Stemler), 19:12.

Shots on Goal: Minn 17-8-14--39, MTU: 11-10-3--24
 Goalies:


Minn: Shelstad (24 shots, 22 saves)

MTU: Quance (39 shots, 35 saves)

Penalties: Minn 5-10, MTU 8-16

Attendance: 7,164

1976 NATIONAL CHAMPIONS



Row 1 (L-R) – Jeff Tscherne, Joe Micheletti, Brad Morrow, Warren Miller, Captain Pat Phippen, Tom Vannelli, Tom Younghans, Bryan Fredrickson, Tom Mohr.

Row 2 (L-R) – Ken Yackel, Don Madson, Jim Boo, Russ Anderson, Head Coach Herb Brooks, Asst. Coach Brad Buetow, Trainer Gary Smith, Reed Larson, Mark Lambert, Tim Rainey, Steve Janaszak.

Row 3 (L-R) – Bob Fish, Tom Gorence, Rob Larson, Phil Verchota, Tony Dorn, Joe Baker, Bill Baker, Dan Bonk, Bruce Lind, Mark Conway.

1975-76 SEASON NOTES

- ▶ The team never won more than five straight games at any time, but never lost more than two consecutive games.
- ▶ The postseason included one of the most exciting games in Gopher hockey history, as Minnesota downed Michigan State 7-6 in triple overtime of the WCHA playoffs in East Lansing. Goaltender Jeff Tscherne set a Minnesota record that still stands by stopping 72 shots in the win.
- ▶ Tom Vannelli was named the NCAA Championship Most Valuable Performer after having a hand in five of the Golden Gophers' six goals against Michigan Tech.
- ▶ Gopher leading scorers were Vannelli (26-43--69) and Warren Miller (26-31--57).

1976 NCAA CHAMPIONSHIP GAME

March 26, 1976

DU Arena • Denver, Colo.

Minnesota 6
Michigan Tech 4

SCORING	1	2	3	OT	F
Minnesota	1	3	2	-	6
Michigan Tech	3	1	0	-	4

1ST PERIOD — MTU: W. Young (Joelson, Dempsey), 7:55; MTU: W. Young (Joelson, Decker), 10:36; MTU: Murray (Jessee), 11:31; Minn: Vannelli (Younghans, Phippen), 17:05, ppg.

2ND PERIOD — Minn: Micheletti (Larson, Vannelli), 2:55; Minn: Baker (Vannelli, Phippen), 10:26; Minn: Gorence (Larson), 12:47; MTU: Goddard (Roberts, Zuke), 19:24.

3RD PERIOD — Minn: Phippen (Vannelli, Larson), 8:37; Minn: Miller (Phippen, Vannelli), 19:30.

Shots on Goal: Minn 8-16-11--35, MTU: 12-3-9--24


Goalies:

Minn: Tscherne (12 shots, 9 saves); Mohr (12 shots, 11 saves)
 MTU: Horsch (35 shots, 29 saves)

Penalties: Minn 5-10, MTU 8-16

Attendance: 5,311

1979 NATIONAL CHAMPIONS



Row 1 (L-R) – Steve Janaszak, Rob McClanahan, Joe Baker, Phil Verchota, Head Coach Herb Brooks, Captain Bill Baker, Athletic Director Paul Giel, Steve Christoff, Eric Strobel, Don Micheletti, Jim Jetland.

Row 2 (L-R) – Dave Terwilliger, Mike Greeder, Jeff Teal, Student Trainer Jim Mulcahy, Trainer Mike Bell, Asst. Coach Brad Buetow, Asst. Coach John Perpich, Asst. Coach Mike Foley, Student Manager Steve Tollund, Student Manager Fred Field, Mike Ramsey, Brad Doshan, Tim Harrer.

Row 3 (L-R) – Steve Ulseth, Neal Broten, Kevin Hartzell, Brian Zins, Jay Larson, Bob Bergloff, Steve Pepper, Peter Hayek, John Meredith, Wayne Larson, Bart Larson.

1978-79 SEASON NOTES

- ▶ The Golden Gophers were 18-3-1 in all games at Mariucci Arena.
- ▶ Team captain Bill Baker was named an All-American after scoring a then single-season record of 54 points by a defenseman. (That record was broken in 1995-96 by Mike Crowley.)
- ▶ Junior wings Steve Christoff led the team with 38 goals while Don Micheletti added 36.
- ▶ The Golden Gophers won 11 of 12 games from Nov. 24 through Jan. 6.
- ▶ Junior wing Tim Harrer led the team in power-play (13) and game-winning goals (7).

1979 NCAA CHAMPIONSHIP GAME

March 23, 1979

Olympia Stadium • Detroit, Mich.

Minnesota	4
North Dakota	3

SCORING	1	2	3	OT	F
Minnesota	3	0	1	-	4
North Dakota	1	1	1	-	3

1ST PERIOD — Minn: Christoff (Verchota), 4:11; Minn: Meredith (Strobel, Ulseth), 8:05; UND: Himmelright (Taylor, Maxwell), 17:10; ppg; Minn: Baker (Micheletti, N. Broten), 19:22.

2ND PERIOD — UND: Maxwell (Eades, Taylor), 18:02.

3RD PERIOD — Minn: N. Broten (Christoff, Larson), 2:48; UND: Chorney (Burggraf, Taylor), 9:56.

Shots on Goal: Minn: 16-8-11--35, UND: 9-11-8--28
Goalies:


Minn: Janaszak (28 shots, 25 saves)

UND: Stankoven (16 shots, 13 saves), Iwabuchi (18 shots, 17 saves)

Penalties: Minn 5-10, UND 7-14

Attendance: 7,011

2002 NATIONAL CHAMPIONS



Row 1 (L-R) – Adam Hauser, Nick Angell, John Pohl, Jordan Leopold, Head Coach Don Lucia, Grant Potulny, Erik Wendell, Pat O’Leary, Justin Johnson.
Row 2 (L-R) – Dr. Richard Feist, Dr. Robert LaPrade, Athletic Trainer Tom Kiff, Goalie Coach Robb Stauber, Program Associate Mark Bahr, Asst. Coach Mike Guentzel, Asst. Coach Bob Motzko, Strength Coach Cal Dietz, Asst. Strength Coach Neil Rampe, Equipment Manager Harry Broadfoot, Media Relations John Romo, Student Manager Joel Gardner, Travis Weber.
Row 3 (L-R) – Brett MacKinnon, Garrett Smaagaard, Jon Waibel, Matt Koalska, Dan Welch, Troy Riddle, Nick Anthony, Chad Roberg, Keith Ballard, Jake Fleming.
Row 4 (L-R) – Mike Erickson, Paul Martin, Matt DeMarchi, Jeff Taffe, Barry Tallackson, Joey Martin, Judd Stevens, Jerrid Reinholz.

2001-02 SEASON NOTES

- ▶ The Golden Gophers went the entire season without suffering consecutive losses.
- ▶ Senior captains Jordan Leopold and John Pohl were named first-team All-Americans. Leopold became Minnesota’s fourth Hobey Baker Award winner.
- ▶ Pohl led the nation in scoring with 27 goals and 52 assists. Pohl and junior Jeff Taffe led the country with 14 power-play goals apiece.
- ▶ Leopold broke the single-season school record for goals by a defenseman with 20.
- ▶ Senior Adam Hauser became the WCHA’s all-time leader with 83 career wins and 151 games played.
- ▶ The 19,324 people that attended the NCAA Championship game was the largest crowd to ever witness a hockey game in the state of Minnesota.

2002 NCAA CHAMPIONSHIP GAME

April 6, 2002

Xcel Energy Center • St. Paul, Minn.

Minnesota **4**
Maine **3**

SCORING	1	2	3	OT	F
Maine	0	1	2	0	3
Minnesota	1	1	1	1	4

1ST PERIOD — Minn: Ballard (Riddle, Angell), 7:18, ppg.

2ND PERIOD — Maine: Schutte (Metcalfe, Dimitrakos), 4:47, ppg; Minn: Pohl (Anthony, Angell), 5:38.

3RD PERIOD — Maine: Schutte 2 (Ryan, Jackson), 1:17; Maine: Liscak (Dimitrakos), 15:27; Minn: Koalska (Riddle, Pohl), 19:07, 6x5.

OVERTIME — Minn: Potulny (Pohl, Leopold), 16:58, ppg.

Shots on Goal: Maine: 11-13-16-5--45, Minn: 11-8-9-7--35

Goalies:


Maine: Yeats (35 shots, 31 saves)

Minn: Hauser (45 shots, 42 saves)

Penalties: Maine 7-14, Minn 5-10

Attendance: 19,324

2003 NATIONAL CHAMPIONS



Row 1 (L-R) – Justin Johnson, Matt Koalska, Matt DeMarchi, Nick Anthony, Grant Potulny, Paul Martin, Chad Roberg, Troy Riddle, Travis Weber.
Row 2 (L-R) – Dr. Richard Feist, Dr. Robert LaPrade, Student Trainer Todd Gaddie, Athletic Trainer Tom Kiff, Program Associate Mark Bahr, Asst. Coach Bob Motzko, Head Coach Don Lucia, Asst. Coach Mike Guentzel, Goalie Coach Robb Stauber, Strength Coach Cal Dietz, Equipment Manager Harry Broadfoot, Media Relations John Romo, Student Manager Joel Gardner, Dustin Smieja.
Row 3 (L-R) – Jake Fleming, Garrett Smaagaard, Jon Waibel, P.J. Atherton, Andy Serlich, Brett MacKinnon, Keith Ballard, Tyler Hirsch.
Row 4 (L-R) – Jerrid Reinholz, Judd Stevens, Peter Kennedy, Joey Martin, Barry Tallackson, Thomas Vanek, Gino Guyer, Chris Harrington.

2002-03 SEASON NOTES

- ▶ For the second straight year, Minnesota went the entire season without suffering consecutive losses
- ▶ Thomas Vanek became the first freshman since 1969-70 to lead the team in scoring with 31 goals and 31 assists.
- ▶ Vanek was the nation's leading rookie scorer and finished one goal shy of John Mayasich's freshman school record of 32.
- ▶ The team finished 16-2-4 after junior captain Grant Potulny returned to the lineup after missing 22 games with a fractured ankle.
- ▶ Junior Paul Martin was named a second-team All-American after collecting nine goals and 30 assists.
- ▶ Matt DeMarchi was the lone senior in the lineup for the NCAA Championship game vs. New Hampshire.

2003 NCAA CHAMPIONSHIP GAME

April 12, 2003

HSBC Arena • Buffalo, N.Y.

Minnesota 5
New Hampshire 1

SCORING	1	2	3	OT	F
New Hampshire	1	0	0	-	1
Minnesota	1	0	4	-	5

1ST PERIOD — Minn: DeMarchi (Smaagaard), 10:58, ppg; UNH: Collins (Martz, Aikins), 19:41, ppg.

2ND PERIOD — No Scoring.

3RD PERIOD — Minn: Vanek (Koalska, Riddle), 8:14; Minn: Waibel (Vanek), 11:25; Minn: Tallackson (Guyer, Harrington), 13:34, ppg; Minn: Tallackson 2 (Potulny), 18:31, eng.

Shots on Goal: UNH: 7-9-11--27, Minn: 16-14-15--45

Goalies:

UNH: Ayers (44 shots, 40 saves)

Minn: Weber (27 shots, 26 saves)

Penalties: UNH 6-12, Minn 6-12

Attendance: 18,759

WCHA TITLES

North Dakota	15
Minnesota	12
Denver	12
Colorado College	9
Michigan Tech	6
Wisconsin	3
Minnesota Duluth	3
Michigan*	3
Northern Michigan*	1
Alaska Anchorage	0
Minnesota State	0
St. Cloud State	0

*currently members of the CCHA.

WCHA PLAYOFF TITLES

Denver	15
Minnesota	14
Wisconsin	11
Michigan Tech	9
North Dakota	9
Minnesota Duluth	3
Northern Michigan*	3
Michigan State*	2
Colorado College	1
St. Cloud State	1
Alaska Anchorage	0
Minnesota State	0

*currently members of the CCHA.

NCAA TITLES

1952	Michigan
1953	Michigan
1955	Michigan
1956	Michigan
1957	Colorado College
1958	Denver
1959	North Dakota
1960	Denver
1961	Denver
1962	Michigan Tech
1963	North Dakota
1964	Michigan
1965	Michigan Tech
1966	Michigan State
1968	Denver
1969	Denver
1973	Wisconsin
1974	Minnesota
1975	Michigan Tech
1976	Minnesota
1977	Wisconsin
1979	Minnesota

1980	North Dakota
1981	Wisconsin
1982	North Dakota
1983	Wisconsin
1987	North Dakota
1990	Wisconsin
1991	Northern Michigan
1997	North Dakota
2000	North Dakota
2002	Minnesota
2003	Minnesota
2004	Denver
2005	Denver
2006	Wisconsin
2011	Minnesota Duluth

BY THE NUMBERS

THE WCHA IN THE NCAA

NCAA CHAMPIONSHIPS:

37

NCAA FROZEN FOUR
APPEARANCES:

95

NCAA CHAMPIONSHIP
GAME APPEARANCES:

63

WCHA TEAMS IN THE POSTSEASON

Year	Regular Season Champion	Record (pts./pct.)	Coach	WCHA Playoff Champion	Coach	NCAA Champion
1951-52	Colorado College	10-2-0 (20)	Cheddy Thompson	N/A	N/A	Michigan
1952-53	Minnesota	16-4-0 (19)	John Mariucci	N/A	N/A	Michigan
	Michigan	12-4-0 (19)	Vic Heyliger			
1953-54	Minnesota	16-3-1 (33)	John Mariucci	N/A	N/A	Rensselaer
1954-55	Colorado College	14-4-0 (.778)	Cheddy Thompson	N/A	N/A	Michigan
1955-56	Michigan	15-2-1 (31)	Vic Heyliger	N/A	N/A	Michigan
1956-57	Colorado College	14-4-0 (.778)	Tom Bedecki	N/A	N/A	Colorado College
1957-58	North Dakota	15-5-0 (16)	Bob May	N/A	N/A	Denver
	Denver	12-10-0 (16)	Murray Armstrong			
1958-59	No league play			N/A	N/A	North Dakota
1959-60	Denver	17-4-1 (.795)	Murray Armstrong	Denver * & Michigan Tech *	Armstrong & MacInnes	Denver
1960-61	Denver	17-1-0 (.944)	Murray Armstrong	Denver * & Minnesota *	Armstrong & Mariucci	Denver
1961-62	Michigan Tech	17-3-0 (.850)	John MacInnes	Michigan Tech	John MacInnes	Michigan Tech
1962-63	Denver	12-6-0 (.667)	Murray Armstrong	Denver	Murray Armstrong	North Dakota
	North Dakota	11-5-2 (.667)	Barry Thornycraft			
1963-64	Michigan	12-2-0 (.857)	Al Renfrew	Denver	Murray Armstrong	Michigan
1964-65	North Dakota	13-3-0 (.813)	Bob Peters	Michigan Tech	John MacInnes	Michigan Tech
1965-66	Michigan Tech	15-4-1 (.775)	John MacInnes	Denver ~ & Michigan State ~	Armstrong & Bessone	Michigan State
1966-67	North Dakota	16-6-0 (.727)	Bill Selman	Michigan St. ~ & North Dakota ~	Bessone & Selman	Cornell
1967-68	Denver	15-3-0 (.833)	Murray Armstrong	Denver ~ & North Dakota ~	Armstrong & Selman	Denver
1968-69	Michigan Tech	14-5-1 (.725)	John MacInnes	Michigan Tech ^ & Michigan Tech ^	Armstrong & MacInnes	Denver
1969-70	Minnesota	18-8-0 (.692)	Glen Sonmor	Michigan Tech ^ & Wisconsin ^	MacInnes & Johnson	Cornell
1970-71	Michigan Tech	18-4-0 (.818)	John MacInnes	Denver ^ & Minnesota ^	Armstrong & Sonmor	Boston University
1971-72	Denver	19-9-0 (.679)	Murray Armstrong	Denver ~ & Wisconsin ~	Armstrong & Johnson	Boston University
1972-73	Denver	20-8-0 (.714)	Murray Armstrong	Denver ~ & Wisconsin ~	Armstrong & Johnson	Wisconsin
1973-74	Michigan Tech	20-6-2 (.42)	John MacInnes	Michigan Tech ~ & Minnesota ~	MacInnes & Brooks	Minnesota
1974-75	Minnesota	24-8-0 (.48)	Herb Brooks	Michigan Tech ~ & Minnesota ~	MacInnes & Brooks	Michigan Tech
1975-76	Michigan Tech	25-7-0 (.50)	John MacInnes	Michigan Tech ~ & Minnesota ~	MacInnes & Brooks	Minnesota
1976-77	Wisconsin	26-5-1 (.53)	Bob Johnson	Wisconsin	Bob Johnson	Wisconsin
1977-78	Denver	27-5-0 (.54)	Marshall Johnston	Colorado College ~ & Wisconsin ~	Sauer & Johnson	Boston University
1978-79	North Dakota	22-10-0 (.44)	Gino Gasparini	Minnesota ~ & North Dakota ~	Brooks & Gasparini	Minnesota
1979-80	North Dakota	21-6-1 (.768)	Gino Gasparini	Minnesota ~ & North Dakota ~	Brooks & Gasparini	North Dakota
1980-81	Minnesota	20-8-0 (.40)	Brad Buetow	Michigan Tech ~ & Minnesota ~	MacInnes & Buetow	Wisconsin
1981-82	North Dakota	19-7-0 (.38)	Gino Gasparini	Wisconsin	Bob Johnson	North Dakota
1982-83	Minnesota	18-7-1 (.37)	Brad Buetow	Wisconsin	Jeff Sauer	Michigan State
1983-84	Minnesota-Duluth	19-5-2 (.40)	Mike Sertich	Minnesota-Duluth	Mike Sertich	Bowling Green
1984-85	Minnesota-Duluth	25-7-2 (.52)	Mike Sertich	Minnesota-Duluth	Mike Sertich	Rensselaer
1985-86	Denver	25-9-0 (.50)	Ralph Backstrom	Denver	Ralph Backstrom	Michigan State
1986-87	North Dakota	29-6-0 (.58)	Gino Gasparini	North Dakota	Gino Gasparini	North Dakota
1987-88	Minnesota	28-7-0 (.56)	Doug Woog	Wisconsin	Jeff Sauer	Lake Superior St.
1988-89	Minnesota	27-6-2 (.56)	Doug Woog	Northern Michigan	Rick Comley	Harvard
1989-90	Wisconsin	19-8-1 (.39)	Jeff Sauer	Wisconsin	Jeff Sauer	Wisconsin
1990-91	Northern Michigan	25-3-4 (.54)	Rick Comley	Northern Michigan	Rick Comley	Northern Michigan
1991-92	Minnesota	26-6-0 (.52)	Doug Woog	Northern Michigan	Rick Comley	Lake Superior St.
1992-93	Minnesota-Duluth	21-9-2 (.44)	Mike Sertich	Minnesota	Doug Woog	Maine
1993-94	Colorado College	18-9-5 (.41)	Don Lucia	Minnesota	Doug Woog	Lake Superior St.
1994-95	Colorado College	22-9-1 (.45)	Don Lucia	Wisconsin	Jeff Sauer	Boston University
1995-96	Colorado College	26-2-4 (.56)	Don Lucia	Minnesota	Doug Woog	Michigan
1996-97	Minnesota	21-10-1 (.43)	Doug Woog	North Dakota	Dean Blais	North Dakota
	North Dakota	21-10-1 (.43)	Dean Blais			
1997-98	North Dakota	21-6-1 (.43)	Dean Blais	Wisconsin	Jeff Sauer	Michigan
1998-99	North Dakota	24-2-2 (.50)	Dean Blais	Denver	George Gwozdecky	Maine
1999-2000	Wisconsin	23-5-0 (.46)	Jeff Sauer	North Dakota	Dean Blais	North Dakota
2000-01	North Dakota	18-4-6 (.42)	Dean Blais	St. Cloud State	Craig Dahl	Boston College
2001-02	Denver	21-6-1 (.43)	George Gwozdecky	Denver	George Gwozdecky	Minnesota
2002-03	Colorado College	19-4-5 (.43)	Scott Owens	Minnesota	Don Lucia	Minnesota
2003-04	North Dakota	20-5-3 (.43)	Dean Blais	Minnesota	Don Lucia	Denver
2004-05	Colorado College	19-7-2 (.40)	Scott Owens	Denver	George Gwozdecky	Denver
	Denver	19-7-2 (.40)	George Gwozdecky			
2005-06	Minnesota	20-5-3 (.43)	Don Lucia	North Dakota	Dave Hakstol	Wisconsin
2006-07	Minnesota	18-7-3 (.39)	Don Lucia	Minnesota	Don Lucia	Michigan State
2007-08	Colorado College	21-6-1 (.43)	Scott Owens	Denver	George Gwozdecky	Boston College
2008-09	North Dakota	17-7-4 (.38)	Dave Hakstol	Minnesota-Duluth	Scott Sandelin	Boston University
2009-10	Denver	19-5-4 (.42)	George Gwozdecky	North Dakota	Dave Hakstol	Boston College
2010-11	North Dakota	21-6-1 (.43)	Dave Hakstol	North Dakota	Dave Hakstol	Minnesota Duluth

* first-round winners

~ second-round winners

^ East and West Regional winners

ALL-WCHA SELECTIONS

FIRST TEAM

Player, Pos.	Year
Jim Mattson, G	1952-53
Tom Wegleitner, D	1952-53
John Mayasich, F	1952-53
Dick Dougherty, F	1952-53
Jim Mattson, G	1953-54
John Mayasich, F	1953-54
Dick Dougherty, F	1953-54
Ken Yackel, D	1953-54
John Mayasich, F	1954-55
Ken Yackel, D	1954-55
Ken Yackel, D	1955-56
Jack McCartan, G	1956-57
Jack McCartan, G	1957-58
Lou Nanne, D	1962-63
Doug Woog, F	1964-65
Gary Gambucci, F	1967-68
Murray McLachlan, G	1968-69
Murray McLachlan, G	1969-70
Brad Shelstad, G	1973-74
Mike Polich, F	1974-75
Reed Larson, D	1975-76
Bill Baker, D	1978-79
Tim Harrer, F	1979-80
Steve Ulseth, F	1980-81
Neal Broten, F	1980-81
Aaron Broten, F	1980-81
Scott Bjugstad, F	1982-83
Bryan Erickson, F	1982-83
Tom Rothstein, F	1983-84
Pat Micheletti, F	1984-85
John Blue, G	1985-86
Robb Stauber, G	1987-88
Randy Skarda, D	1987-88
Tom Chorske, F	1988-89
Peter Hankinson, F	1989-90
Larry Olimb, F	1991-92
Chris McAlpine, D	1993-94
Brian Bonin, F	1994-95
Brian Bonin, F	1995-96
Mike Crowley, D	1995-96
Mike Crowley, D	1996-97
Steve DeBus, G	1996-97
Jordan Leopold, D	2000-01
Jordan Leopold, D	2001-02
John Pohl, F	2001-02
Keith Ballard, D	2003-04
Ryan Potulny, F	2005-06
Alex Goligoski, D	2006-07
Ryan Stoa, F	2008-09

SECOND TEAM

Player, Pos.	Year
John Mayasich, F	1951-52
Gene Campbell, F	1952-53
Robert (Mike) Pearson, D	1957-58
Dick Burg, F	1957-58

Craig Falkman, F	1963-64
John Lothrop, G	1965-66
Gary Gambucci, F	1965-66
Dick Paradise, D	1967-68
Bill Klatt, F	1967-68
Wally Olds, D	1969-70
Wally Olds, D	1970-71
Les Auge, D	1974-75
Steve Christoff, F	1977-78
Steve Christoff, F	1978-79
Bryan Erickson, F	1981-82
Tony Kellin, D	1983-84
John Blue, G	1984-85
Corey Millen, F	1984-85
Pat Micheletti, F	1985-86
Corey Millen, F	1985-86
Todd Richards, D	1986-87
Corey Millen, F	1986-87
Todd Richards, D	1987-88
Robb Stauber, G	1988-89
Todd Richards, D	1988-89
Dave Snuggerud, F	1988-89
Larry Olimb, F	1990-91
Doug Zmolek, D	1991-92
Travis Richards, D	1991-92
Jeff Stolp, G	1991-92
Travis Richards, D	1992-93
Jeff Nielsen, F	1993-94
Dan Trebil, D	1995-96
Reggie Berg, F	1997-98
John Pohl, F	1999-2000
Dylan Mills, D	1999-2000
Jordan Leopold, D	1999-2000
Erik Westrum, F	2000-01
Paul Martin, D	2001-02
Thomas Vanek, F	2002-03
Paul Martin, D	2002-03
Keith Ballard, D	2002-03
Thomas Vanek, F	2003-04
Alex Goligoski, D	2005-06
Mike Vannelli, D	2006-07
Kyle Okposo, F	2006-07
Jordan Schroeder, F	2008-09
Kent Patterson, G	2010-11

THIRD TEAM

Player, Pos.	Year
Ryan Kraft, F	1996-97
Wyatt Smith, F	1997-98
Wyatt Smith, F	1998-99
Jordan Leopold, D	1998-99
Erik Westrum, F	1999-2000
Adam Hauser, G	2000-01
Jeff Taffe, F	2001-02
Troy Riddle, F	2002-03
Danny Irmen, F	2004-05
Ryan Potulny, F	2004-05
Chris Harrington, D	2005-06

Danny Irmen, F	2005-06
Blake Wheeler, F	2007-08

HONORABLE MENTION

Player, Pos.	Year
Paul Ostby, G	1981-82
Scott Bjugstad, F	1981-82
Tom Hirsch, D	1981-82
David Jensen, D	1982-83
Steve Griffith, F	1982-83
Tom Hirsch, D	1982-83
Frank Pietrangelo, G	1982-83
Paul Butters, G	1982-83
Pat Micheletti, F	1983-84
Gary Shopek, D	1983-84
Mike Vacanti, G	1983-84
Mike Guentzel, D	1983-84
Kurt Larson, D	1983-84
Jeff Larson, F	1983-84
Tony Kellin, D	1984-85
Tom Parenteau, D	1984-85
Mike Guentzel, D	1984-85
Rick Erdall, F	1984-85
Tony Kellin, D	1985-86
Frank Pietrangelo, G	1985-86
Wally Chapman, F	1985-86
Todd Okerlund, F	1985-86
Gary Shopek, D	1985-86
Gary Shopek, D	1986-87
John Blue, G	1986-87
Steve MacSwain, F	1986-87
Dave Snuggerud, F	1986-87
Jay Cates, F	1987-88
Peter Hankinson, F	1987-88
Lance Pitlick, D	1988-89
Randy Skarda, D	1988-89
Ken Germander, F	1989-90
Larry Olimb, D/F	1989-90
Tom Pederson, D	1989-90
Jeff Stolp, G	1990-91
Tom Pederson, D	1990-91
Doug Zmolek, D	1990-91
Travis Richards, D	1990-91
Grant Bischoff, F	1990-91
Ben Hankinson, F	1990-91
Trent Klatt, F	1991-92
Craig Johnson, F	1991-92
Darby Hendrickson, F	1991-92
Craig Johnson, F	1992-93
Chris McAlpine, D	1992-93
Brian Bonin, F	1993-94
Dan Trebil, D	1993-94
Justin McHugh, F	1994-95
Dan Trebil, D	1994-95
Mike Crowley, D	1994-95
Jeff Callinan, G	1994-95

ROOKIE TEAM

Player, Pos.	Year
Craig Johnson, F	1990-91
Chris McAlpine, D	1990-91
Darby Hendrickson, F	1991-92
Steve Magnusson, F	1991-92
Brian Bonin, F	1992-93
Ryan Kraft, F	1994-95
Mike Crowley, D	1994-95
Erik Rasmussen, F	1995-96
Steve DeBus, G	1995-96
Dave Spehar, F	1996-97
Ben Clymer, D	1996-97
Jordan Leopold, D	1998-99
Grant Potulny, F	2000-01
Troy Riddle, F	2000-01
Paul Martin, D	2000-01
Keith Ballard, D	2001-02
Thomas Vanek, F	2002-03
Chris Harrington, D	2002-03
Alex Goligoski, D	2004-05
Phil Kessel, F	2005-06
Erik Johnson, D	2006-07
Kyle Okposo, F	2006-07
Cade Fairchild, D	2007-08
Jordan Schroeder, F	2008-09

MVP/PLAYER OF THE YEAR

From 1960-81, the league's MVP award was administered by the *Denver Post*. Since 1981, it has been selected through balloting of coaches, players, sports information directors and media. In 1992, the MVP designation was changed to WCHA Player of the Year.

Player, Pos.	Year
Lou Nanne, D	1962-63
Murray McLachlan, G	1968-69
Murray McLachlan, G	1969-70
Mike Polich, F (co)	1974-75
Tim Harrer, F	1979-80
Steve Ulseth, F	1980-81
Robb Stauber, G	1987-88
Brian Bonin, F	1994-95
Brian Bonin, F	1995-96
Mike Crowley, D	1996-97

ROOKIE OF THE YEAR

The WCHA Rookie of the Year has been presented under three different criteria since 1960. From 1959-69, freshmen were not allowed to play in the WCHA and the rookie award went to the top sophomore. From 1970-90, the award was known as the Freshman of the Year. In 1990, the WCHA adopted the Rookie of the Year Award for the top first-year player.

Player, Pos.	Year
Gary Gambucci, F	1965-66
Murray McLachlan, G	1967-68
Aaron Broten, F	1979-80
Darby Hendrickson, F	1991-92
Mike Crowley, D	1994-95

Thomas Vanek, F	2002-03
Phil Kessel, F	2005-06
Jordan Schroeder, F	2008-09

DEFENSIVE PLAYER OF THE YEAR

Player, Pos.	Year
Jordan Leopold, D	2000-01
Jordan Leopold, D	2001-02
Alex Goligoski, D	2006-07

GOALTENDER OF THE YEAR

The WCHA Goaltender of the Year Award was created in 1987 and presented for two seasons before being discontinued in voting by the membership following the 1988-89 season.

Player, Pos.	Year
Robb Stauber	1987-88
Robb Stauber	1988-89

STUDENT-ATHLETE OF THE YEAR

First presented in 1986-87, the WCHA Student-Athlete of the Year Award is based on a combination of academics, sportsmanship and athletic ability. Each school nominated one player from their team with the winner selected in a voting of member institutions.

Player, Pos.	Year
Justin McHugh, F	1994-95
Dan Trebil, D	1995-96

COACH OF THE YEAR

Player, Pos.	Year
Glen Sonmor	1969-70
Herb Brooks	1973-74
Brad Buetow	1979-80
Doug Woog	1989-90
Don Lucia (co)	2005-06

MINNESOTA AT THE WCHA FINAL FIVE

2009 WCHA FINAL FIVE • XCEL ENERGY CENTER • MARCH 19-21, 2009

Thursday	Play-In Game	Minnesota Duluth 2, Minnesota 1
Friday	Semifinal	Denver 3, Wisconsin 0
	Semifinal	Minnesota Duluth 3, North Dakota 0
Saturday	Third-Place	North Dakota 4, Wisconsin 1
	Championship	Minnesota Duluth 4, Denver 0

2008 WCHA FINAL FIVE • XCEL ENERGY CENTER • MARCH 20-22, 2008

Thursday	Play-In Game	Minnesota 3 , St. Cloud State 2
Friday	Semifinal	Denver 3, North Dakota 1
	Semifinal	Minnesota 2 , Colorado College 1 (ot)
Saturday	Third-Place	North Dakota 4, Colorado College 2
	Championship	Denver 2, Minnesota 1

2007 WCHA FINAL FIVE • XCEL ENERGY CENTER • MARCH 15-19, 2007

Thursday	Play-In Game	Wisconsin 4, Michigan Tech 0
Friday	Semifinal	North Dakota 6, St. Cloud State 2
	Semifinal	Minnesota 4 , Wisconsin 2
Saturday	Third-Place	Wisconsin 4, St. Cloud State 3 (ot)
	Championship	Minnesota 3 , North Dakota 2 (ot)

2006 WCHA FINAL FIVE • XCEL ENERGY CENTER • MARCH 16-18, 2006

Thursday	Play-In Game	St. Cloud State 5, Minnesota Duluth 1
Friday	Semifinal	North Dakota 4, Wisconsin 3
	Semifinal	St. Cloud State 8, Minnesota 7 (ot)
Saturday	Third-Place	Wisconsin 4, Minnesota 0
	Championship	North Dakota 5, St. Cloud State 3

2005 WCHA FINAL FIVE • XCEL ENERGY CENTER • MARCH 17-19, 2005

Thursday	Play-In Game	North Dakota 3, Wisconsin 2
Friday	Semifinal	Denver 2, North Dakota 1 (ot)
	Semifinal	Colorado College 3, Minnesota 0
Saturday	Third-Place	North Dakota 4, Minnesota 2
	Championship	Denver 1, Colorado College 0

2004 WCHA FINAL FIVE • XCEL ENERGY CENTER • MARCH 18-20, 2004

Thursday	Play-In Game	Alaska Anchorage 4, Colorado College 1
Friday	Semifinal	North Dakota 4, Alaska Anchorage 2
	Semifinal	Minnesota 7 , Minnesota-Duluth 4
Saturday	Third-Place	Minnesota-Duluth 4, Alaska Anchorage 2
	Championship	Minnesota 5 , North Dakota 4

2003 WCHA FINAL FIVE • XCEL ENERGY CENTER • MARCH 20-22, 2003

Thursday	Play-In Game	Minnesota-Duluth 2, North Dakota 1
Friday	Semifinal	Colorado College 4, Minnesota-Duluth 3 (ot)
	Semifinal	Minnesota 3 , Minnesota State 2 (ot)
Saturday	Third-Place	Minnesota-Duluth 6, Minnesota State 4
	Championship	Minnesota 4 , Colorado College 2

2002 WCHA FINAL FIVE • XCEL ENERGY CENTER • MARCH 14-16, 2002

Thursday	Play-In Game	Colorado College 3, Wisconsin 2 (ot)
Friday	Semifinal	Denver 3, Colorado College 0
	Semifinal	Minnesota 4 , St. Cloud State 1
Saturday	Third-Place	Colorado College 2, St. Cloud State 1
	Championship	Denver 5, Minnesota 2

2001 WCHA FINAL FIVE • XCEL ENERGY CENTER • MARCH 15-17, 2001

Thursday	Play-In Game	Colorado College 4, Wisconsin 3
Friday	Semifinal	North Dakota 2, Colorado College 1
	Semifinal	St. Cloud State 3, Minnesota 0
Saturday	Third-Place	Colorado College 5, Minnesota 4
	Championship	St. Cloud State 6, North Dakota 5 (ot)

2000 WCHA FINAL FIVE • TARGET CENTER • MARCH 16-18, 2000

Thursday	Play-In Game	Minnesota 6, MSU-Mankato 4
Friday	Semifinal	North Dakota 7, St. Cloud State 3
	Semifinal	Wisconsin 5, Minnesota 3
Saturday	Third-Place	St. Cloud State 6, Minnesota 4
	Championship	North Dakota 5, Wisconsin 3

1999 WCHA FINAL FIVE • TARGET CENTER • MARCH 18-20, 1999

Thursday	Play-In Game	Minnesota 5, St. Cloud State 3
Friday	Semifinal	Denver 3, Colorado College 2 (ot)
	Semifinal	North Dakota 6, Minnesota 2
Saturday	Third-Place	Colorado College 7, Minnesota 4
	Championship	Denver 4, North Dakota 3

1997 WCHA FINAL FIVE • ST. PAUL CIVIC CENTER • MARCH 13-15, 1997

Thursday	Play-In Game	Colorado College 5, Denver 2
Friday	Semifinal	North Dakota 5, Colorado College 1
	Semifinal	Minnesota 5, St. Cloud State 4 (ot)
Saturday	Third-Place	Colorado College 6, St. Cloud State 0
	Championship	North Dakota 4, Minnesota 3 (ot)

1996 WCHA FINAL FIVE • BRADLEY CENTER • MARCH 7-9, 1996

Thursday	Play-In Game	Michigan Tech 4, St. Cloud State 3 (ot)
Friday	Semifinal	Minnesota 4, Wisconsin 3 (ot)
	Semifinal	Michigan Tech 4, Colorado College 3
Saturday	Third-Place	Colorado College 6, Wisconsin 4
	Championship	Minnesota 7, Michigan Tech 2

1995 WCHA FINAL FIVE • ST. PAUL CIVIC CENTER • MARCH 16-18, 1995

Thursday	Play-In Game	Minnesota 3, North Dakota 2
Friday	Semifinal	Wisconsin 5, Denver 4
	Semifinal	Colorado College 5, Minnesota 4 (ot)
Saturday	Third-Place	Minnesota 5, Denver 4 (ot)
	Championship	Wisconsin 4, Colorado College 3 (ot)

1994 WCHA FINAL FIVE • BRADLEY CENTER • MARCH 17-19, 1994

Thursday	Play-In Game	Michigan Tech 5, Northern Michigan 1
Friday	Semifinal	St. Cloud State 3, Wisconsin 2 (ot)
	Semifinal	Minnesota 6, Michigan Tech 1
Saturday	Third-Place	Wisconsin 8, Michigan Tech 3
	Championship	Minnesota 3, St. Cloud State 2 (ot)

1993 WCHA FINAL FIVE • ST. PAUL CIVIC CENTER • MARCH 19-21, 1993

Thursday	Play-In Game	Northern Michigan 4, Michigan Tech 3
Friday	Semifinal	Minnesota 3, Wisconsin 2 (ot)
	Semifinal	Northern Michigan 6, Minnesota Duluth 2
Saturday	Third-Place	Minnesota-Duluth 7, Wisconsin 5
	Championship	Minnesota 5, Northern Michigan 3

**MINNESOTA RECORD VS. OPPONENTS
AT THE WCHA FINAL FIVE**

Team	MN Record
Colorado College	2-4
Denver	1-2
Minnesota Duluth	1-1
Michigan Tech	2-0
Minnesota State	2-0
North Dakota	3-3
Northern Michigan	1-0
St. Cloud State	5-3
Wisconsin	3-2
Total	20-15

Minnesota has not played Alaska Anchorage, Bemidji State or
Nebraska-Omaha at the WCHA Final Five

**MINNESOTA RECORD
ROUND-BY-ROUND**

Round	MN Record
Play-in Game	4-1
Semifinal	9-6
Third-Place	1-5
Championship	6-3
Total	20-15

WCHA PLAYOFF CHAMPIONSHIPS

Minnesota (14):

1961, 1971, 1974, 1975, 1976, 1979, 1980, 1981, 1993, 1994,
1996, 2003, 2004, 2007

Denver (15):

1960, 1961, 1963, 1964, 1966, 1968, 1969, 1971, 1972, 1973,
1986, 1999, 2002, 2005, 2008

Wisconsin (11):

1970, 1972, 1973, 1977, 1978, 1982, 1983, 1988, 1990, 1995,
1998

North Dakota (10):

1967, 1968, 1979, 1980, 1987, 1997, 2000, 2006, 2010, 2011

Michigan Tech (9):

1960, 1962, 1965, 1969, 1970, 1974, 1975, 1976, 1981

Minnesota Duluth (3):

1984, 1985, 2009

Northern Michigan (3):

1989, 1991, 1992

Michigan State (2):

1966, 1967

Colorado College (1):

1978

St. Cloud State (1):

2001

MARIUCCI CLASSIC HISTORY

1991-92

Bowling Green 5, Boston College 3

Minnesota 5, Providence 2

3rd - Providence 5, Boston College 3

Champ - Minnesota 6, Bowling Green 5 (ot)**1992-93**

St. Lawrence 7, Ill.-Chicago 1

Ferris State 6, Minnesota 4

3rd - Ill.-Chicago 3, Minnesota 2

Champ - Ferris State 6, St. Lawrence 4**1993-94**

Lake Superior State 2, Maine 1

Minnesota 5, Cornell 2

3rd - Maine 4, Cornell 1

Champ - Lake Superior State 4, Minnesota 3 (ot)**1994-95**

Minnesota 6, Yale 2

Boston University 5, Western Michigan 2

3rd - Western Michigan 5, Yale 2

Champ - Boston University 4, Minnesota 3 (ot)**1995-96**

Bowling Green 3, New Hampshire 2

Minnesota 5, Harvard 2

3rd - New Hampshire 8, Harvard 3

Champ - Minnesota 3, Bowling Green 2**1996-97**

Miami (OH) 3, Clarkson 0

Minnesota 4, Boston College 2

3rd - Clarkson 7, Boston College 4

Champ - Minnesota 7, Miami (OH) 4**1997-98**

Northeastern 4, Notre Dame 2

Minnesota 6, Brown 3

3rd - Notre Dame 5, Brown 1

Champ - Northeastern 4, Minnesota 2**1998-99**

Boston University 2, Ohio State 1

Princeton 4, Minnesota 1

3rd - Ohio State 6, Minnesota 5

Champ - Princeton 3, Boston University 0**1999-2000**

Northern Michigan 3, UMass-Amherst 0

Minnesota 5, Harvard 2

3rd - UMass-Amherst 4, Harvard 2

Champ - Minnesota 6, Northern Michigan 2**2000-01**

Lake Superior State 4, Bemidji State 2

Minnesota 3, Union 2

3rd - Bemidji State 1, Union 1 (BSU wins shootout)

Champ - Minnesota 5, Lake Superior State 4**2001-02**

Providence 4, Western Michigan 1

Minnesota 3, Ferris State 2

3rd - Western Michigan 6, Ferris State 3

Champ - Minnesota 6, Providence 1**2002-03**

Boston College 6, Bowling Green 5

Minnesota 7, Yale 3

3rd - Yale 5, Bowling Green 1

Champ - Minnesota 2, Boston College 1 (ot)**2003-04**

New Hampshire 3, Miami (OH) 1

Minnesota 9, Princeton 0

3rd - Miami (OH) 5, Princeton 3

Champ - Minnesota 4, New Hampshire 2**2004-05**

Northern Michigan 0, Harvard 0 (ot, NMU wins shootout 3-2)

Minnesota 6, Merrimack 2

3rd - Merrimack 6, Harvard 4

Champ - Minnesota 4, Northern Michigan 1**2005-06**

UMass-Lowell 5, Canisius 4

Minnesota 8, Union 0

3rd - Union 2, Canisius 0

Champ - Minnesota 5, UMass-Lowell 4**2006-07**

Ferris State 1, Massachusetts 1 (ot, FSU wins shootout 3-1)

Minnesota 3, Alabama-Huntsville 1

3rd - Alabama-Huntsville 5, Massachusetts 2

Champ - Minnesota 5, Ferris State 2**2007-08**

Boston College 8, Air Force 2

Rochester Inst. of Tech. 4, Minnesota 3

3rd - Minnesota 2, Air Force 2 (ot, MINN wins shootout 2-0)

Champ - Boston College 6, Rochester Inst. of Tech. 0**2008-09**

Northeastern 3, Western Michigan 1

Minnesota 6, Brown 2

3rd - Brown 1, Western Michigan 1 (ot)

Champ - Minnesota 3, Northeastern 2 (ot)**2009-10**

Northern Michigan 4, Clarkson 0

Minnesota 3, Bowling Green 1

3rd - Bowling Green 4, Clarkson 3

Champ - Northern Michigan 4, Minnesota 2**2010-11**

Bemidji State 3, Ferris State 2

Union 3, Minnesota 2 (OT)

Minnesota 2, Ferris State 2 (OT)*

Champ - Bemidji State 3, Union 1

*Bemidji State won the event with 2-0-0 record. Union finished 1-1-0 while Minnesota and Ferris State were 0-1-1.

MARIUCCI CLASSIC ALL-TOURNAMENT TEAMS

1991-92

G-Angelo Libertucci (BGU), D-Travis Richards (MN), Rob Gaudreau (P), F-Trent Klatt (MN), Larry Olimb (MN), Martin Jiranek (BGU), MVP-Olimb

1992-93

G-Pat Mazzoli (FSU), D-Daryl Filipek (FSU), Dan Chaput (FSU), F-Mike May (FSU), Brian McCarthy (SLU), Joe Dziedzic (MN), MVP-Mazzoli

1993-94

G-Blaine Lacher (LSSU), D-Jason Weinrich (ME), Chris McAlpine (MN), F-Jeff Nielsen (MN), Tony Bianchi (MN), Kurt Miller (LSSU), MVP-Miller

1994-95

G-Brian Renfrew (WMU), D-Dan Trebil (MN), Rich Brennan (BU), F-Ryan Kraft (MN), Brian Bonin (MN), Chris O'Sullivan (BU), MVP-O'Sullivan

1995-96

G-Steve DeBus (MN), D-Mike Crowley (MN), Todd Hall (UNH), Eric Nickulas (UNH), Brian Bonin (MN), Brad Holzinger (BGU), MVP-DeBus

1996-97

G-Steve DeBus (MN), D-Mike Crowley (MN), Josh Harrold (MIA), F-Tim Leahy (MIA), Todd White (C), Casey Hankinson (MN), MVP-Hankinson

1997-98

G-Marc Robitaille (NE), D-Mike Jozefowicz (NE), Aaron Toews (NE), F-Casey Hankinson (MN), Brian Urick (UND), Roger Holeczy (NE), MVP-Robitaille

1998-99

G-Michel Larocque (BU), D-Steve Shirreffs (PU), Jackson Heglund (PU), F-Syl Apps (PU), Eric Meloche (OSU), Jeff Halpern (PU), MVP-Apps

1999-2000

G-Adam Hauser (MN), D-Sean Connelly (NMU), Jimmy Jackson (NMU), Erik Westrum (MN), John Pohl (MN), J.P. Vigier (NMU), MVP-Hauser

2000-01

G-Brandon Snee (Union), D-Jordan Leopold (MN), D-Todd Knox (LSSU), Mike Vigilante (LSSU), Erik Westrum (MN), John Pohl (MN), MVP-Westrum

2001-02

G-Travis Weber (MN), D-Regan Kelly (PC), D-Paul Martin (MN), F-Dana Lattery (WMU), F-Jeff Taffe (MN), F-John Pohl (MN), MVP-Pohl

2002-03

G-Travis Weber (MN), D-Paul Martin (MN), D-J.D. Forrest (BC), F-Ryan Murphy (BC), F-D'Arcy McConvey (BGSU), F-Thomas Vanek (MN), MVP-Weber

2003-04

G-Mike Ayers (UNH), D-Keith Ballard (MN), D-Jake Taylor (MN), F-Matt Koalska (MN), F-Preston Callander (UNH), F-Derek Edwardson (Miami), MVP-Koalska

2004-05

G-Kellen Briggs (MN), D-Jeff Caron (MC), D-Chris Harrington (MN), F-Darin Olver (NMU), F-Ryan Potulny (MN), F-Tyler Hirsch (MN), MVP-Hirsch

2005-06

G-Kellen Briggs (MN), D-Alex Goligoski (MN), D-Derek Peltier (MN), F-Ryan Potulny (MN), F-Mike Howe (MN), F-Bobby Robins (UML), MVP-Potulny

2006-07

G-Kellen Briggs (MN), D-Alex Goligoski (MN), D-Derek Peltier (MN), F-Blake Wheeler (MN), F-Jim O'Brien (MN), F-Kevin Morrison (UAH), MVP-Goligoski

2007-08

G-John Muse (BC), D-Anthony Aiello (BC), Nick Petrecki (BC), F-Nathan Gerbe (BC), Ben Smith (BC), Matt Smith (RIT), MVP-Gerbe

2008-09

G-Brad Thiessen (NU), D-Aaron Ness (MN), Louis Liotti (NU), F-Wade McLoed (NU), Justin Bostrom (MN), Patrick White (MN), MVP-Ness

2009-10

G-Brian Stewart (NMU), D-Erik Gustafsson (NMU), Cade Farchild (MN) F-Ray Kaunisto (NMU), Mark Olver (NMU), Mike Hoeffel (MN) MVP-Stewart

2010-11

G-Dan Bakala (BSU), D-Sam Rendle (BSU), Brett Wysopal (FSU), F-Jordan George (BSU), Matt Read (BSU), Josh Jooris (Union) MVP-Bakala

MARIUCCI CLASSIC RECORDS

Most Goals

- 14 Boston College - 2007
- 13 Minnesota - 2005
Minnesota - 2003
- 12 Ferris State - 1992
- 11 Minnesota - 1999
Minnesota - 1996
St. Lawrence - 1992
Minnesota - 1991

Most Goals Against

- 14 Princeton - 2003
- 13 Harvard - 1995
- 11 Bowling Green - 2002
Brown - 1997
Boston College - 1996
Yale - 1994
- 10 Air Force - 2007
Minnesota - 1998
Boston College - 1991

Fewest Goals Against

- 1 Princeton - 1998
- 2 Northern Michigan - 2010
Boston College - 2007
Minnesota - 2003
- 3 Bemidji State - 2010
Minnesota - 2006
Minnesota - 2004
Minnesota - 2001
Maine - 1993
- 4 9 times

TEAM — SINGLE GAME

Most Shots on Goal

- 53 Miami vs. Clarkson, 12/27/96
- 50 Minnesota vs. Providence, 12/29/01
Minnesota vs. Bowling Green, 12/22/91
Minnesota vs. Northern Michigan, 1/3/10
- 49 Minnesota vs. UMass-Lowell, 12/30/05
- 48 Minnesota vs. Alabama-Huntsville, 12/29/06
Minnesota vs. New Hampshire, 12/21/03
Minnesota vs. Union, 12/29/00
- 47 Minnesota vs. Ohio State, 12/28/98
Minnesota vs. Brown, 12/27/97
- 46 Minnesota vs. Yale, 12/30/94
- 45 Miami vs. Princeton, 12/21/03
Bowling Green vs. Yale, 12/28/02
Notre Dame vs. Brown, 12/28/97
Boston University vs. Western Michigan, 12/30/94

Fewest Shots on Goal

- 12 Princeton vs. Minnesota, 12/20/03
Canisius vs. Union, 12/30/05
- 15 Brown vs. Minnesota, 1/2/09
Bemidji State vs. Lake Superior State, 12/29/00
Union vs. Minnesota, 12/29/00
- 16 Massachusetts vs. Northern Michigan, 12/29/99
Harvard vs. Minnesota, 12/29/95

- Providence vs. Minnesota, 12/21/91
- 17 Miami vs. New Hampshire, 12/20/03
Boston College vs. Providence, 12/22/91
- 18 Princeton vs. Miami, 12/21/03
Cornell vs. Maine, 1/2/94
Bowling Green vs. Minnesota, 12/22/91

Most Goals

- 9 Minnesota vs. Princeton, 12/20/03
- 8 Boston College vs. Air Force, 12/29/07
Minnesota vs. Union, 12/29/05
New Hampshire vs. Harvard, 12/30/95
- 7 Minnesota vs. Yale, 12/27/02
St. Lawrence vs. Illinois-Chicago, 1/2/93
Minnesota vs. Miami, 12/28/96
Clarkson vs. Boston College, 12/28/96

Most Power-Play Opportunities

- 13 Minnesota vs. Northeastern, 12/28/97 (1-13)
- 11 Minnesota vs. Union, 12/29/05 (5-11)
St. Lawrence vs. Ferris State, 1/3/93 (1-11)
- 10 Minnesota vs. Illinois-Chicago, 1/3/93 (1-10)
Minnesota vs. Providence, 12/21/91 (3-10)
- 9 Union vs. Canisius, 12/30/05 (0-9)
- 8 Minnesota vs. Brown, 1/2/09 (0-8)
Alabama-Huntsville vs. Massachusetts, 12/30/06 (2-8)
Minnesota vs. Alabama-Huntsville, 12/29/06 (1-8)
Bowling Green vs. Minnesota, 12/30/95 (0-8)

Most Power-Play Goals

- 5 Minnesota vs. Union, 12/29/05 (5-11)
- 4 Merrimack vs. Harvard, 12/23/04 (4-5)
- 3 Western Michigan vs. Ferris State, 12/29/01 (3-6)
Massachusetts vs. Harvard, 12/30/99 (3-4)
Minnesota vs. Brown, 12/27/99 (3-5)
Boston Univ. vs. Western Michigan, 12/30/94 (3-6)
Minnesota vs. Providence, 12/21/91 (3-10)
Minnesota vs. Bowling Green, 12/22/91 (3-7)

Most Penalties

- 23 Illinois-Chicago vs. Minnesota, 1/3/93
- 21 Northeastern vs. Minnesota, 12/28/97
- 17 Minnesota vs. Illinois-Chicago, 1/3/93
- 16 Northern Michigan vs. Minnesota, 12/23/04
Union vs. Minnesota, 12/29/00
- 15 Union vs. Minnesota, 12/29/05
Ferris State vs. St. Lawrence, 1/3/93
- 13 Minnesota vs. Northern Michigan, 12/23/04
Minnesota vs. Union, 12/29/00
Brown vs. Minnesota, 12/27/99
Lake Superior State vs. Minnesota, 1/2/94
Providence vs. Minnesota, 12/21/91

Most Penalty Minutes

- 67 Northern Michigan vs. Minnesota, 12/23/04
- 53 Minnesota vs. Northern Michigan, 12/23/04
- 49 Union vs. Minnesota, 12/29/05
- 47 Illinois-Chicago vs. Minnesota, 1/3/93
- 42 Northeastern vs. Minnesota, 12/28/97

- 40 Union vs. Minnesota, 12/29/00
- 38 Ferris State vs. St. Lawrence, 1/3/93
- 34 Minnesota vs. Union, 12/29/00
- Minnesota vs. Illinois-Chicago, 1/3/93
- 30 Illinois-Chicago vs. St. Lawrence, 1/2/93
- 28 Boston College vs. Providence, 12/22/91

- Ryan Kraft (MINN) vs. Yale, 12/30/94
- Martin Jiranek (BGSU) vs. BC, 12/21/91
- Trent Klatt (MINN) vs. Providence, 12/21/91

Most Shorthanded Goals

- 1 16 times
- Last: Matt Beca (Clarkson) vs. BGSU, 1/3/10

INDIVIDUAL — SINGLE GAME**Most Goals**

- 3 Mike Howe (MINN) vs. Union, 12/29/05
- Dana Lattery (WMU) vs. Ferris State, 12/29/01
- Ryan Kraft (MINN) vs. Yale, 12/30/94
- 2 42 times
- Last: Matt Read (BSU) vs. Union 1/1/11

Most Assists

- 4 Jeff Caron (Merrimack) vs. Harvard, 12/23/04
- 3 Mark Olver (NMU) vs. Minnesota, 1/3/10
- Nathan Gerbe (BC) vs. Air Force, 12/29/07
- Elias Godoy (UML) vs. Minnesota, 12/30/05
- Ben Gordon (MINN) vs. Merrimack, 12/22/04
- Mike Kompon (Miami) vs. Princeton, 12/21/03
- J.D. Forrest (BC) vs. BGSU, 12/27/02
- Wyatt Smith (MINN) vs. Brown, 12/27/97
- Steve Noble (Notre Dame) vs. Brown, 12/28/97
- Casey Hankinson (MINN) vs. Miami, 12/28/96
- Brian Bonin (MINN) vs. Yale, 12/30/94
- Tony Bianchi (MINN) vs. Cornell, 12/31/93
- Mike Latendresse (Maine) vs. Cornell, 1/2/94
- Peter Holmes (BGSU) vs. BC, 12/21/91

Most Points

- 4 Nathan Gerbe (BC) vs. Air Force, 12/29/07
- Jeff Caron (Merrimack) vs. Harvard, 12/23/04
- Dana Lattery (WMU) vs. Ferris State, 12/29/01
- John Pohl (MINN) vs. Providence, 12/29/01
- Wyatt Smith (MINN) vs. Brown, 12/27/97
- Steve Noble (Notre Dame) vs. Brown, 12/28/97
- Casey Hankinson (MINN) vs. Miami, 12/28/96
- Martin Jiranek (BGSU) vs. BC, 12/21/91
- Peter Holmes (BGSU) vs. BC, 12/21/91
- 3 41 times
- Last: Mark Olver (NMU) vs. Minnesota, 1/3/10

Most Penalties

- 6 Lane Caffaro (Union) vs. MINN, 12/29/05
- 4 Randy Drohan (UMASS) vs. NMU, 12/29/99
- Scott Campbell (NE) vs. MINN, 12/28/97

Most Penalty Minutes

- 31 Lane Caffaro (Union) vs. MINN, 12/29/05
- 20 Roger Leonard (BGSU) vs. Yale, 12/28/02
- 15 Ben Gordon (MINN) vs. NMU, 12/23/04
- Geoff Waugh (NMU) vs. MINN, 12/23/04
- 14 Nathan Oystriek (NMU) vs. MINN, 12/23/04
- Kris Goodjohn (Union) vs. MINN, 12/29/00
- John Pohl (MINN) vs. MINN, 12/29/00

Most Power-play Goals

- 2 Dave Spehar (MINN) vs. Brown, 12/27/97
- Ryan Kraft (MINN) vs. Miami, 12/28/96

Most Saves

- 50 Dan Murphy (Clarkson) vs. Miami, 12/27/96
- 48 Brian Stewart (NMU) vs. MINN, 1/3/10
- 45 Marc Narduzzi (UAH) vs. MINN, 12/29/06
- Brandon Snee (Union) vs. MINN, 12/29/00
- 44 Peter Vetri (UML) vs. MINN, 12/30/05
- Mike Ayers (UNH) vs. MINN, 12/21/03
- Josh Gartner (Yale) vs. BGSU, 12/28/02
- Nolan Schaefer (Providence) vs. MINN, 12/29/01
- Angelo Libertucci (BGSU) vs. MINN, 12/22/91
- 43 Mike Clemente (Brown) vs. WMU, 1/3/09
- 42 Jeff Maund (Ohio St.) vs. MINN, 12/28/98
- 41 Scott Stirling (Brown) vs. MINN, 12/27/97
- 40 Eric Lerouw (Princeton) vs. Miami, 12/21/03
- Adam Hauser (MINN) vs. NMU, 12/30/99
- Marc Robitaille (NE) vs. MINN, 12/28/97
- Todd Sullivan (Yale) vs. MINN, 12/30/94
- Brian Renfrew (WMU) vs. BU, 12/30/94

Fewest Saves

- 1 Dave McTavish (SLU) vs. UIC, 1/2/93
- 4 B.J. Sklapsky (Princeton) vs. MINN, 12/20/03
- Tripp Tracy (Harvard) vs. UNH, 12/30/95
- 6 Mike Brown (Ferris State) vs. WMU, 12/29/01
- Tom Newman (MINN) vs. Ferris State, 1/2/93
- 8 Dan Meyers (UMass) vs. UAH, 12/30/06
- Tim Kelleher (BC) vs. BGSU, 12/27/02
- Steve DeBus (MINN) vs. Brown, 12/27/97
- Blair Allison (Maine) vs. LSSU, 12/30/93
- 9 Trevor Clay (Princeton) vs. MINN, 12/20/03
- Peter Cohen (Yale) vs. MINN, 12/27/02
- 10 Jeff Featherstone (UIC) vs. SLU, 1/2/93


ALL-TIME COACHES




I.D. MacDonald
1922-23



Emil Iverson
1923-30




Frank Pond
1930-35




Larry Armstrong
1936-47



Doc Romnes
1947-52



Marsh Ryman
1955-56



John Mariucci
1952-66




Glen Sonmor
1966-71



Ken Yackel Sr.
1971-72



Herb Brooks
1972-79



Brad Buetow
1980-85



Doug Woog
1985-99



Mike Guentzel
1995-97




Don Lucia
1999-

ALL-TIME COACHING RECORDS

YEARS	COACH	W-L-T	PCT
1922-23	I.D. MacDonald	6-3-1	.650
1923-24 – 1929-30	Emil Iverson	82-20-11	.774
1930-31 – 1934-35	Frank Pond	46-24-4	.649
1935-36 – 1946-47	Larry Armstrong	125-54-10	.688
1947-48 – 1951-52	Doc Romnes	53-59-0	.473
1955-56	Marsh Ryman *	16-12-1	.569
1952-56 – 1956-66	John Mariucci	197-138-18	.584
1966-67 – 1971	Glen Sonmor	77-80-6	.491

YEARS	COACH	W-L-T	PCT
1971-72	Ken Yackel Sr. *	7-17-0	.292
1972-73 – 1978-79	Herb Brooks	167-97-18	.624
1979-80 – 1984-85	Brad Buetow	171-75-8	.689
1995-97	Mike Guentzel *	2-1-0	.667
1985-86 – 1998-99	Doug Woog	390-187-40	.665
1999-2000 –	Don Lucia	289-159-53	.637

* Interim Coach



JOHN MARIUCCI

Mariucci took a team that had gone 13-13 the previous year all the way to the NCAA Championship game. His team was 23-6 that season, and he was awarded Coach of the Year honors. It was the first of many such honors.

The streets of the small iron-ore mining town of Eveleth, Minn., in the 1920s were full of stick-wielding young boys chasing around a frozen chunk of manure. Of course, this was hockey at its most rudimentary level, and the games would often evolve into fist fights. At that time, no matter who started the fight, the last one standing would have been John Mariucci. With a love of competing, of fighting and of protecting those around him, John Mariucci skated out of this small Iron Range town and became the country's most important figure in the development of amateur hockey in America.

Though his greatest accomplishments would later come as the coach of the Golden Gophers, Mariucci had a stellar athletic career as well. While playing for the University of Minnesota, he became known as a smooth skating All-American defenseman and led the Golden Gophers to an undefeated season and the AAU National Championship in 1940.

His technical skills became secondary in his five years as a Chicago Blackhawks. One of only a handful of Americans in the league at the time, Mariucci became captain of the team by defending his teammates. He was a great draw in Capone-era Chicago for the fights that ensued from his protective spirit. One fight with Detroit's "Black Jack" Stewart kept the fans cheering for half of an hour, and still stands in the NHL record books as the longest fight ever.

In 1952, Mariucci accepted the position of head hockey coach at Minnesota, replacing Doc Romnes, who had recorded a 52-59 mark during the previous five years. Right away he seemed to produce a unique positive energy. He took a team that had gone 13-13 the previous year all the way to the NCAA Championship game. His team was 23-6 that season, and he was awarded Coach of the Year honors. It was the first of many such honors.

Mariucci was the first coach to stack his roster with Minnesota-bred talent. "This is a state institution and should be represented by Minnesota boys," he believed. "If they're not quite as good as some Canadians, we'll just have to work a little harder, that's all."

Going up against teams with older, more mature Canadians, Minnesota captured two second-place national finishes and one third-place finish with Mariucci at the helm. With this level of success, he gave skate-wearing, stick-toting boys around the state something to shoot for.

He threw himself into grassroots development of the state's hockey program as well. He avidly participated in coaching clinics, attended the opening of hockey facilities in countless cities and towns, helped former players find coaching positions and even encouraged hockey moms to write to city councils to build rinks and develop recreation programs. A good indication of hockey's growing popularity during Mariucci's reign is how much the high school tournament grew. Attendance at the tournament in-

creased from 15,523 in 1952 to 46,016 in 1966. He made it every Minnesota boy's dream to play hockey for the Maroon and Gold.

He gave them even greater sights to focus on as well. Invited to coach the U.S. Olympic team in 1956, Mariucci arrived in his ancestral homeland of Italy with a national team that included 11 Minnesota natives, including three from his hometown of Eveleth. The town of Cortina d'Ampezzo witnessed just how far Minnesota hockey had come, as the team stunned heavily favored Canada en route to stealing a second-place finish and a silver medal.

Without Mariucci's pioneering work, Olympic gold medals would have been impossible. Both of the U.S. gold medal teams were heavily manned with his progeny, including eight Minnesotans on the 1960 "Team of Destiny." The Golden Gophers' own Herb Brooks coached an astounding 12 home-staters who went to Lake Placid and pulled off the 1980 "Miracle On Ice."

Mariucci built a powerful and loyal dynasty — Minnesota hockey — by believing and protecting those in his "family." That leadership pushed Minnesota hockey to the forefront of American hockey, and with that, earned the state a seat at the head table of international hockey.

Legend has it that Mariucci got in some scrapes during his Chicago years, and had to meet up with Al Capone for beating up some of the legendary gangster's thugs. The story may or may not be true, but it's no wonder that Mariucci came to be known as the "Godfather" of American hockey.



In the middle of the 1952-53 hockey season, the Golden Gophers trailed conference-leading North Dakota, 7-1, heading into the third period of a critical Midwest Conference matchup. Suddenly inspired, Minnesota rattled off four goals in the final period, two by a budding sophomore superstar named John Mayasich, giving him a hat trick for the game. Minnesota lost that game 7-5, but the third-period rally served as a springboard for the rest of the season. Subsequently, Mayasich and his teammates won 10 consecutive games, including three over UND and two over Michigan. The Gophers stole the Midwest Conference Championship, and went all the way to the NCAA Championship game in Colorado Springs before losing a heartbreaker to Michigan.

This was the dawn of modern Minnesota hockey, and John Mayasich led the way. Looking back, Coach John Mariucci once put it this way: "John brought college hockey to a new plateau. He was the Wayne Gretzky of his time. And today if he were playing pro hockey, he would simply be a bigger, stronger, back-checking Gretzky."

The Eveleth native was a wizard on the ice. A velvety-smooth skater, he had a sixth sense for how a goalie was going to move. He was the first collegiate puckster to develop a slap shot, a weapon that made opposing coaches fear for the health of their players. With a teammate in the penalty box, Mayasich could take the puck, and waltz and weave around the rink without ever passing or losing the puck, until the penalty had been killed. But he was a great passer, as well. In fact, he was often criticized for passing too much.

That he was criticized at all is difficult to believe, when you consider that, in his career, he tallied Golden Gopher hockey bests of 298 career points and 144 goals. His totals work out to an amazing average of 1.4 goals and nearly three points per game. To put the totals in perspective, the next Minnesota player on the career goal-scoring list, Pat Micheletti, has 24 fewer goals despite playing in 51 more games. Looking at it another way, Micheletti, in his 162 games, would have had to total 435 points (166 more than his career total) just to match Mayasich's per-game average!

The Iron Ranger is also in the Minnesota record books for most goals and most points in a single game. He scored an amazing six goals against Winnipeg his senior year, and tallied eight points against fierce conference rival Michigan that same season.


Mayasich received numerous honors during his hockey life, including being the first Minnesotan to be voted into the national high school athletic Hall of Fame in leading his Eveleth High School team to four straight state tournament championships. He was also a multiple col-

legiate All-American. But his greatness as an athlete was matched only by his humility. When he found himself in the limelight, he never failed to share the credit with his teammates and coaches.

Because of military obligations and the lack of professional opportunities, Mayasich did not turn pro after his collegiate career. But he did put on the Red, White and Blue for two Olympic teams and several national squads. In 1956, he joined a host of Minnesotans in traveling to the Winter Olympic Games in Italy and surprising the world by taking a silver medal. Against Canada, which had won seven of the eight gold medals up to that point, Mayasich played the game of his life. He convinced his teammates that the game was winnable by scoring two goals in the first period, and completed the hat trick before the unbelievable 4-1 victory was accomplished.

He was also a key player on the United States Olympic "Team of Destiny" in 1960. In the game against the Russians, Mayasich made several key defensive plays, covering or poking away the puck when the Soviets were in position to score. The U.S. held on for the win, marking the first time an Olympic hockey team had beaten the mighty Russians, and giving the Americans their first hockey gold medal ever.


John Mayasich was arguably the best player ever to don the Maroon and Gold sweater, and one of the best players in this country to ever lace up skates. But the man of many words, John Mariucci, probably put it best. "The words to describe the boy haven't been invented," said Mariucci. "When I say he's the best, that's totally inadequate."



JOHN MAYASICH

With a teammate in the penalty box, Mayasich could take the puck, and waltz and weave around the rink without ever passing or losing the puck, until the penalty had been killed.





HOBEY BAKER

The man whose name resides on the trophy that is awarded to the top collegiate hockey player in the country each April is legendary in his exploits. Hobey Baker has been cited as one of the finest examples of sportsmanship and fair play to have ever played the game. The Hobey Baker Memorial Award symbolizes that and much, much more.

The Hobey Baker Award is given annually to the college hockey player who best exemplifies the qualities that Hobey Baker demonstrated as an athlete and as a servant of his country in the early 1900s. He was viewed as a pure

sportsman and despised foul play, picking up only two penalties in his entire college career at Princeton University.

As a player, Baker opened up the game of hockey with his speed and stickhandling, setting new standards for the way the game was played. His habit of insisting upon visiting the opponents' locker room to shake their hands after every contest is a model for today's players. His dedication to what he believed in was demonstrated in the deepest way when he gave his life in defense of his country as an American pilot in World War I.

Since the inception of the Hobey Baker Award in 1981, four players from the University of Minnesota have won the Award. Center Neal Broten won in the award's first year (1981) and goalie Robb Stauber became the first goaltender to win the Hobey (1988). In 1996, Brian Bonin became the third Golden Gopher to earn the award.

In 2002, Jordan Leopold was named Minnesota's fourth Hobey Award winner at a ceremony held in St. Paul on April 5, 2002. One day later, Leopold became the first Golden Gopher to win the Hobey Baker Award and an NCAA Championship in the same season. Minnesota has more Hobey Baker Award winners than any other program in the nation. In addition, 16 University of Minnesota players have been finalists for this prestigious trophy.

MINNESOTA'S HOBEY BAKER AWARD FINALISTS

Neal Broten	F	1981
Steve Ulseth	F	1981
Bryan Erickson	F	1982, 1983
Scott Bjugstad	F	1983
Pat Micheletti	F	1985
Robb Stauber	G	1988, 1989
Larry Olimb	F	1992
Brian Bonin	F	1995, 1996
Mike Crowley	D	1996, 1997
Jordan Leopold	D	2001, 2002
Keith Ballard	D	2004
Ryan Potulny	F	2006

NEAL BROTEN

Center

1981 Hobey Baker Award Winner

In 1978-79, a young rookie from Roseau, Minn., named Neal Broten set the University of Minnesota freshman scoring record with 50 assists in one season. He then left the Gophers for one year, serving as a center and the fourth-leading scorer on the heralded 1980 gold medal-winning U.S. Olympic Team. He returned to the Gophers for his sophomore season and earned All-America honors for his efforts, leading the Gophers to the NCAA Championship game for the second time in his collegiate career. That year, Broten was the first recipient of the Hobey Baker Memorial Award, winning it in 1981.

The end of that 1980-81 season marked the end of Broten's collegiate career. But for Minnesota hockey fans it was only the beginning. For 11 seasons Broten entertained hockey aficionados of his home state as a member of the Minnesota North Stars. He was an instrumental part of the Stars' two Stanley Cup final appearances, and was the first American player to notch 100 points in an NHL season in 1985-86. He is one of the top scoring American players in the history of the NHL. When the North Stars moved to Dallas, Broten played a season and a half in Texas before being traded to the New Jersey Devils during the 1994-95 season. Broten was the final piece in the Devils' Stanley Cup puzzle. He ignited New Jersey's offense by scoring seven goals (four game-winners) and 12 assists in the playoffs, becoming the first U of M player to have his name inscribed on Lord Stanley's Cup.

BROTEN'S CAREER STATISTICS

YEAR	GP	G	A	TP	P/PIM	PP	GW	SH	HT
78-79	40	21	50	71	9/18	3	3	1	1
79-80	<i>with U.S. Olympic Team</i>								
80-81	36	17	54	71	24/56	5	2	0	0
Total	76	38	104	142	33/74	8	5	1	1



ROBB STAUBER

Goaltender

1988 Hobey Baker Award Winner

Robb Stauber was the first goaltender to win the Hobey Baker Award when it was presented to him after his sophomore season in 1988. The Duluth, Minn., native was the backbone of the Golden Gophers that year. He started in each of Minnesota's 44 games, and recorded a school-record five shutouts en route to a 2.72 goals-against-average. He was named first-team All-American and team Most Valuable Performer as well as being a first-team All-WCHA selection. Stauber still holds numerous goaltending records at Minnesota – single-season records for games played, minutes played, saves and shutouts. He ranks second on the career charts in games played, minutes played, wins, goals-against-average and saves percentage.

During Stauber's three-year career at Minnesota, the team posted a 102-34-4 record, including back-to-back WCHA Championships in 1988 and 1989. He also led the team to three straight NCAA final four appearances. His career record during that period was a sterling 73-23-0. A draft pick of the Los Angeles Kings, he played five years in the Kings organization, and, during the 1994-95 season, was traded to the Buffalo Sabres. He finished his professional career with the New York Rangers' organization in 1998.

Stauber is in his sixth year as goaltender coach with the Golden Gophers.

STAUBER'S CAREER STATISTICS

YEAR	G	W-L-T	MIN	GA	GAA	SV	SV%	SO
86-87	20	13-5-0	1072	63	3.53	468	.881	0
87-88	44	34-10-0	2621	119	2.72	1243	.913	5
88-89	34	26-8-0	2024	82	2.43	842	.911	0
Total	98	73-23-0	5717	264	2.77	2553	.906	5



BRIAN BONIN

Center

1996 Hobey Baker Award Winner

The third player in the history of Golden Gopher hockey got his name inscribed on the base of the Hobey Baker Award on March 29, 1996, in Cincinnati, Ohio, when Brian Bonin earned the award he had barely missed out on the previous year. The White Bear Lake, Minn., native led the nation in scoring his senior campaign, and was named a first-team All-American, WCHA Player of the Year, first-team All-WCHA, and team Most Valuable Player in both his junior and senior seasons. Bonin, who became just the second Golden Gopher in the last 11 years to score 80-plus points in a season, also ripped off a 20-game consecutive scoring streak, which extended from the end of his junior season through part of his senior year.

In the course of Bonin's four-year career, the Maroon and Gold made two NCAA final four appearances while compiling a winning percentage of .660 (105-50-17) and winning three WCHA Playoff Championships. Bonin was named to the WCHA All-Academic team three times as he pursued his degree in chemistry. A draftee of the Pittsburgh Penguins organization, Bonin is currently playing professionally in Europe, after spending time with the Minnesota Wild. Bonin started his professional career with Cleveland of the International Hockey League in 1996.

BONIN'S CAREER STATISTICS

YEAR	GP	G	A	TP	P/PIM	PP	GW	SH	HT
92-93	38	10	18	28	5/10	5	1	0	0
93-94	42	24	20	44	7/14	7	7	1	1
94-95	44	32	31	63	14/28	12	4	2	2
95-96	42	34	47	81	15/30	12	6	4	1
Total	166	100	116	216	41/82	36	18	7	4



JORDAN LEOPOLD

Defenseman


2002 Hobey Baker Award Winner

Jordan Leopold capped a remarkable career by becoming the school's fourth Hobey Baker Award winner and then leading his Golden Gophers to the NCAA Championship the following day in St. Paul, Minn. Post-poning a potentially lucrative career in the National Hockey League with the Calgary Flames, the Golden Valley, Minn., native returned to Minnesota to finish what he started. Leopold and his fellow seniors became only the third class in school history to increase its win total in each of their four seasons. In the end, it was Leopold and fellow All-American John Pohl who hoisted the school's fourth NCAA Championship Trophy.

Leopold's dominance as a defenseman was balanced by his outstanding ability in the offensive end. He became the school's all-time leader among defensemen with 45 career goals, including a single-season school record 20 during his senior season. The two-time WCHA Defensive Player of the Year finished his career ranked third in school history among blueliners with 144 points and fourth with 99 assists. Leopold became Minnesota's fourth two-time All-American and the first player in school history to win the Hobey Baker and the NCAA Championship in the same season.

LEOPOLD'S CAREER STATISTICS

YEAR	GP	G	A	TP	P/PIM	PP	GW	SH	HT
98-99	39	7	16	23	10/20	1	0	0	0
99-00	39	6	18	24	10/20	4	2	0	0
00-01	42	12	37	49	19/38	4	1	1	0
01-02	44	20	28	48	14/28	8	3	1	0
Total	164	45	99	144	53/106	17	6	2	0



FIRST TEAM ALL-AMERICANS

SECOND TEAM ALL-AMERICANS

YEAR	NAME	POSITION	YEAR	NAME	POSITION
1940	John Mariucci	Defense	1955	John Mayasich	Center
1940	Harold Paulsen	Forward	1956	Ken Yackel, Sr.	Wing
1951	Gordon Watters	Center	1986	Corey Millen	Center
1951	Larry Ross	Goalie	1988	Randy Skarda	Defense
1953	Jim Mattson	Goalie	1989	Todd Richards	Defense
1953	John Mayasich	Center	1989	Dave Snuggerud	Wing
1954	Ken Yackel, Sr.	Defense	1992	Doug Zmolek	Defense
1954	Dick Dougherty	Wing	1992	Larry Olimb	Center
1954	John Mayasich	Center	1994	Chris McAlpine	Defense
1955	Ken Yackel, Sr.	Defense	1996	Dan Trebil	Defense
1957	Jack McCartan	Goalie	2003	Paul Martin	Defense
1958	Jack McCartan	Goalie	2004	Thomas Vanek	Wing
1958	Dick Burg	Wing			
1959	Murray Williamson	Wing			
1963	Lou Nanne	Defense			
1964	Craig Falkman	Wing			
1965	Doug Woog	Center			
1968	Gary Gambucci	Center			
1970	Murray McLachlan	Goalie			
1970	Wally Olds	Defense			
1975	Les Auge	Defense			
1975	Mike Polich	Center			
1979	Bill Baker	Defense			
1980	Tim Harrer	Wing			
1981	Neal Broten	Center			
1981	Steve Ulseth	Wing			
1985	Pat Micheletti	Wing			
1988	Robb Stauber	Goalie			
1995	Brian Bonin	Center			
1996	Brian Bonin	Center			
1996	Mike Crowley	Defense			
1997	Mike Crowley	Defense			
2001	Jordan Leopold	Defense			
2002	Jordan Leopold	Defense			
2002	John Pohl	Center			
2004	Keith Ballard	Defense			
2006	Ryan Potulny	Center			
2007	Alex Goligoski	Defense			
2009	Ryan Stoa	Wing			

ALL-TIME CAPTAINS

1921-22	Chet Bros	1965-66	Doug Woog	2002-03	Grant Potulny
1922-23	Paul Swanson		John Lothrop		Nick Anthony
1923-24	Frank Pond	1966-67	James Branch		Paul Martin
1924-25	Vic Mann	1967-68	Gary Gambucci	2003-04	Grant Potulny
1925-26	Ed Olsen	1968-69	Bill Klatt		Troy Riddle
1926-27	Phil Scott	1969-70	Pat Westrum		Keith Ballard
1927-28	Jack Conway	1970-71	Frank Sanders	2004-05	Judd Stevens
1928-29	Joe Brown	1971-72	John Thoenke		Jake Fleming
1929-30	Charles McCabe	1972-73	Bill Butters		Barry Tallackson
1930-31	William Conway		Jim Gambucci	2005-06	Chris Harrington
1931-32	Marsh Ryman	1973-74	Brad Shelstad		Gino Guyer
1932-33	Harold Carlsen	1974-75	Robert Harris		Chris Harrington
1933-34	Phil LaBatte	1975-76	Pat Phippen		Danny Irmen
1934-35	Spencer Wagnild	1976-77	Joe Micheletti	2006-07	Mike Vannelli
1935-36	Charles Wilkinson	1977-78	Rob Larson		Kellen Briggs
	Ted Mitchell	1978-79	Bill Baker		Alex Goligoski
1936-37	Reynold Bjork	1979-80	Don Micheletti	2007-08	Derek Peltier
1937-38	Dick Kroll	1980-81	Steve Ulseth		Mike Howe
	Loane Randall		Mike Knoke		Evan Kaufmann
1938-39	Kenneth Anderson	1981-82	Kevin Hartzell		Ryan Stoa
1939-40	John Mariucci	1982-83	Bryan Erickson		Blake Wheeler
	Frank St. Vincent		David Jensen	2008-09	Ryan Stoa
1940-41	Harold Paulsen	1983-84	Jeff Larson		Justin Bostrom
1941-42	Allan Eggleton		Tom Rothstein		Ryan Flynn
1942-43	Bob Graiziger	1984-85	Mike Guentzel	2009-10	Ryan Flynn
	Don Nolander	1985-86	Wally Chapman		Tony Lucia
1943-44	Patrick John Ryan		Tony Kellin		Jordan Schroeder
1944-45	Bob Carley	1986-87	Tim Bergland		David Fischer
	Allan Opsahl		Corey Millen	2010-11	Jay Barriball
1945-46	Bob Carley	1987-88	Paul Broten		Alex Kangas
	Allan Opsahl		Jay Cates		Mike Hoeffel
1946-47	John O'Brien	1988-89	Todd Richards		Aaron Ness
	Allan Opsahl		Dave Snuggerud	2011-12	Taylor Matson
1947-48	James Frick	1989-90	Peter Hankinson		
1948-49	Roland DePaul		Lance Pitlick		
1949-50	Robert Harris	1990-91	Ben Hankinson		
1950-51	James Sedin	1991-92	Larry Olimb		
1951-52	Russ Strom	1992-93	Travis Richards		
1952-53	Tom Wagleitner	1993-94	Chris McAlpine		
1953-54	Gene Campbell		Jeff Nielsen		
1954-55	John Mayasich	1994-95	Scott Bell		
	Jim Mattson		Justin McHugh		
1955-56	Ken Yackel Sr.	1995-96	Brian Bonin		
	George Jetty		Dan Trebil		
1956-57	John Petroske	1996-97	Mike Crowley		
1957-58	Jack McCartan		Casey Hankinson		
	Robert (Mike) Pearson	1997-98	Casey Hankinson		
1958-59	Gary Alm		Ryan Kraft		
	Tom Riley	1998-99	Wyatt Smith		
1959-60	Myron Grafstrom	1999-2000	Nate Miller		
	Jerry Melnychuk		Dylan Mills		
1960-61	Jerry Norman		Erik Westrum		
	Larry Johnson	2000-01	Dylan Mills		
1961-62	Richard Young		John Pohl		
1962-63	Lou Nanne		Erik Westrum		
1963-64	David Metzzen	2001-02	Jordan Leopold		
1964-65	Craig Falkman		John Pohl		
	Larry Stordahl		Grant Potulny		

JOHN MARIUCCI MVP

1955-56 Ken Yackel Sr., defense
 1956-57 Jack Petroske, defense
 1957-58 Jack McCartan, goalie
 1958-59 Murray Williamson, center
 1959-60 Myron Grafstrom, wing
 1960-61 Jerry Norman, wing
 1961-62 Mike Larson, goalie
 1962-63 Lou Nanne, defense
 1963-64 Craig Falkman, wing
 1964-65 Larry Stordahl, defense
 1965-66 Doug Woog, center
 1966-67 John Dale, center
 1967-68 Murray McLachlan, goalie
 1968-69 Murray McLachlan, goalie
 1969-70 Murray McLachlan, goalie
 1970-71 Frank Sanders, defense
 1971-72 Doug Peltier, center
 1972-73 Jim Gambucci, center
 1973-74 Brad Shelstad, goalie
 1974-75 Mike Polich, center
 1975-76 Warren Miller, wing
 1976-77 Joe Micheletti, defense
 1977-78 Steve Christoff, center
 1978-79 Steve Janaszak, goalie
 1979-80 Tim Harter, wing
 1980-81 Aaron Broten, center
 1981-82 Paul Ostby, goalie
 1982-83 Scott Bjugstad, center
 1983-84 Tom Rothstein, wing
 1984-85 Pat Micheletti, wing
 1985-86 Corey Millen, center
 1986-87 Dave Snuggerud, wing
 1987-88 Robb Stauber, goalie
 1988-89 Dave Snuggerud, center
 1989-90 Peter Hankinson, wing
 1990-91 Larry Olimb, center
 1991-92 Larry Olimb, center
 1992-93 Travis Richards, defense
 1993-94 Chris McAlpine, defense
 1994-95 Brian Bonin, center
 1995-96 Brian Bonin, center
 1996-97 Mike Crowley, defense
 1997-98 Wyatt Smith, center
 1998-99 Wyatt Smith, center
 1999-00 Erik Westrum, center
 2000-01 Erik Westrum, center
 2001-02 Jordan Leopold, defense
 2002-03 Thomas Vanek, wing
 2003-04 Keith Ballard, defense
 2004-05 Kellen Briggs, goalie
 Danny Irmen, wing
 2005-06 Ryan Potulny, center
 2006-07 Alex Goligoski, defense

2007-08 Alex Kangas, goalie
 2008-09 Ryan Stoa, wing
 2009-10 Tony Lucia, wing
 2010-11 Kent Patterson, goalie

MIKE CRUPI MOST DETERMINED PLAYER

1972-73 Brad Buetow, wing
 1973-74 Bruce Carlson, wing
 1974-75 Pat Phippen, wing
 1975-76 Pat Phippen, wing
 Tom Mohr, goaltender
 1976-77 Tom Vannelli, center
 1977-78 Rob McClanahan, wing
 1978-79 Rob McClanahan, wing
 Don Micheletti, wing
 1979-80 Peter Hayek, defense
 1980-81 Mike Knoke, defense
 1981-82 Brian Thoresen, wing
 Dave Dillon, defense
 1982-83 Mike Harter, wing
 1983-84 Jeff Larson, center
 1984-85 Rick Erdall, center
 Kurt Larson, defense
 1985-86 Gary Shopek, defense
 Eric Dornfeld, defense
 1986-87 Gary Shopek, defense
 1987-88 Peter Hankinson, wing
 1988-89 Brett Strot, wing
 1989-90 Dean Williamson, center
 1990-91 Ken Gernander, wing
 1991-92 Scott Bell, wing
 1992-93 Scott Bell, wing
 1993-94 Justin McHugh, wing
 1994-95 Scott Bell, wing
 1995-96 Charlie Wasley, defense
 1996-97 Dan Hendrickson, wing
 1997-98 Jason Godbout, defense
 Brett Abrahamson, defense
 1998-99 Erik Wendell, wing
 Mike Anderson, wing
 1999-00 John Pohl, center
 2000-01 John Pohl, center/wing
 2001-02 John Pohl, center
 2002-03 Grant Potulny, wing
 2003-04 Grant Potulny, wing
 2004-05 Danny Irmen, wing
 2005-06 Danny Irmen, wing
 2006-07 Brent Solei, goaltender
 2007-08 Brent Solei, goaltender
 2008-09 Justin Bostrom, wing
 2009-10 Taylor Matson, center
 2010-11 Taylor Matson, center

FRANK POND ROOKIE OF THE YEAR AWARD

1972-73 Buzz Schneider, wing
 Dick Spannbauer, defense
 1973-74 John Sheridan, center
 1974-75 Reed Larson, defense
 1975-76 Don Madson, center
 1976-77 Tim Harter, wing
 1977-78 Steve Ulseth, wing
 1978-79 Neal Broten, center
 1979-80 Aaron Broten, center
 1980-81 Tom Rothstein, wing
 1981-82 Tom Hirsch, defense
 1982-83 Frank Pietrangelo, goaltender
 1983-84 Gary Shopek, defense
 1984-85 John Blue, goalie
 1985-86 Todd Richards, defense
 1986-87 Peter Hankinson, wing
 1987-88 Grant Bischoff, wing
 1988-89 Tom Pederson, defense
 1989-90 Trent Klatt, wing
 Tom Newman, goaltender
 1990-91 Chris McAlpine, defense
 1991-92 Darby Hendrickson, center
 1992-93 Dan Trebil, defense
 1993-94 Brian LaFleur, defense
 1994-95 Mike Crowley, defense
 1995-96 Erik Rasmussen, wing
 1996-97 Dave Spehar, center
 1997-98 Erik Westrum, center
 1998-99 Jordan Leopold, defense
 1999-00 Jeff Taffe, center
 2000-01 Grant Potulny, wing
 2001-02 Keith Ballard, defense
 2002-03 Thomas Vanek, wing
 2003-04 Kellen Briggs, goaltender
 2004-05 Alex Goligoski, defense
 2005-06 Phil Kessel, center
 2006-07 Kyle Okposo, center
 2007-08 Alex Kangas, goaltender
 2008-09 Jordan Schroeder, center
 2009-10 Nick Leddy, defense
 2010-11 Nick Bjugstad, center

ELWIN "DOC" ROMNES LEADERSHIP & SPORTSMANSHIP AWARD

1977-78 Bill Baker, defense
 Mark Lambert, center
 1978-79 Bill Baker, defense
 1979-80 Don Micheletti, wing
 1980-81 Steve Ulseth, wing
 1981-82 Kevin Hartzell, center
 1982-83 Butsy Erickson, wing

1983-84	Mike Vacanti, goaltender
1984-85	Mike Guentzel, defense
1985-86	Wally Chapman, wing
1986-87	Tim Bergland, defense
1987-88	Jay Cates, center
1988-89	David Espe, defense
1989-90	Ken Gernander, center
1990-91	Ben Hankinson, wing Grant Bischoff, wing
1991-92	Doug Zmolek, defense
1992-93	Craig Johnson, center
1993-94	Eric Means, defense
1994-95	Justin McHugh, wing
1995-96	Dan Trebil, defense
1996-97	Casey Hankinson, forward
1997-98	Casey Hankinson, forward
1998-99	Bill Kohn, defense
1999-00	Nate Miller, forward
2000-01	Dylan Mills, defense
2001-02	Jordan Leopold, defense John Pohl, center
2002-03	Grant Potulny, wing
2003-04	Grant Potulny, wing
2004-05	Judd Stevens, defense
2005-06	Gino Guyer, center
2006-07	Mike Vannelli, defense
2007-08	Derek Peltier, defense
2008-09	Ryan Stoa, wing
2009-10	Tony Lucia, wing
2010-11	Mike Hoeffel, wing

DR. V. GEORGE NAGOBADS UNSUNG HERO AWARD

1978-79	Phil Verchota, wing
1979-80	John Meredith, wing
1980-81	Bob Bergloff, defense
1981-82	Jeff Teal, wing
1982-83	Steve Griffith, wing
1983-84	Mike Guentzel, defense
1984-85	Tom Parenteau, defense
1985-86	Tim Bergland, wing
1986-87	Eric Dornfeld, defense
1987-88	Brett Nelson, defense
1988-89	Dean Williamson, center Lance Pitlick, defense
1989-90	Brett Strot, wing
1990-91	Luke Johnson, defense
1991-92	Cory Laylin, wing
1992-93	Tom Newman, goalie
1993-94	Tony Bianchi, wing
1994-95	Dan Trebil, defense Jeff Callinan, goaltender
1995-96	Greg Zwakman, defense
1996-97	Brian LaFleur, defense

1997-98	Reggie Berg, forward
1998-99	Reggie Berg, forward Erik Westrum, center
1999-00	Adam Hauser, goaltender
2000-01	Matt Koalska, forward
2001-02	Adam Hauser, goaltender
2002-03	Jake Fleming, wing
2003-04	Jon Waibel, wing
2004-05	Garrett Smaagaard, wing
2005-06	Ben Gordon, wing
2006-07	Jay Barriball, wing Evan Kaufmann, center
2007-08	Mike Howe, wing
2008-09	Justin Bostrom, wing Tony Lucia, wing
2009-10	Jacob Cepis, wing
2010-11	Kent Patterson, goalie

JOHN MAYASICH OUTSTANDING STUDENT- ATHLETE AWARD

1976-77	Phil Verchota, wing
1977-78	Phil Verchota, wing
1978-79	Bill Baker, defense
1979-80	David Terwilliger, wing Kevin Hartzell, center
1980-81	David Terwilliger, wing Kevin Hartzell, center
1981-82	Paul Butters, goaltender
1982-83	Paul Butters, goaltender
1983-84	Tony Kellin, defense
1984-85	Tony Kellin, defense
1985-86	Craig Mack, defense
1986-87	Craig Mack, defense
1987-88	Steve Orth, center
1988-89	Jason Miller, center
1989-90	Jason Miller, center
1990-91	Jason Miller, center
1991-92	Sean Fabian, defense
1992-93	Jeff Nielsen, wing
1993-94	Dan Trebil, defense
1994-95	Greg Zwakman, defense
1995-96	Dan Trebil, defense
1996-97	Brian LaFleur, defense
1997-98	Ryan Kraft, wing
1998-99	Nate Miller, wing
1999-00	Ryan Trebil, defense
2000-01	Dylan Mills, defense
2001-02	Erik Wendell, wing
2002-03	Chad Roberg, wing
2003-04	Judd Stevens, defense
2004-05	Judd Stevens, defense
2005-06	Mike Howe, wing
2006-07	Tom Pohl, wing
2007-08	Evan Kaufmann, center

2008-09	Brian Schack, defense
2009-10	Nico Sacchetti, center
2010-11	Nick Larson, center

DONALD M. CLARK COMMUNITY SERVICE AWARD

1998-99	Mike Lyons, defense
1999-00	Jordan Leopold, defense John Pohl, center
2000-01	Jordan Leopold, defense
2001-02	Judd Stevens, defense
2002-03	Justin Johnson, goaltender
2003-04	Justin Johnson, goaltender
2004-05	Justin Johnson, goaltender
2005-06	Gino Guyer, center
2006-07	Tom Pohl, wing
2007-08	Tom Pohl, wing
2008-09	Justin Bostrom, wing
2009-10	Seth Helgeson, defense
2010-11	Seth Helgeson, defense

TOM MOHR PLAYOFF MVP

1999-00	Erik Westrum, center
2000-01	Erik Westrum, center
2001-02	Grant Potulny, wing
2002-03	Thomas Vanek, wing
2003-04	Troy Riddle, wing
2004-05	Barry Tallackson, wing
2005-06	Ryan Potulny, center
2006-07	Blake Wheeler, center
2007-08	Alex Kangas, goalie
2008-09	Ryan Stoa, wing
2009-10	Alex Kangas, goalie
2010-11	Kent Patterson, goalie

	Years	Pos	GP	G	A	TP	P/PIM
Abrahamson, Brett	1997-98	D	77	9	18	27	41/114
Alm, Gary V.	1956,58-59	D	83	6	12	18	11/25
Alm, Larry R.	1957-59	D	82	8	17	25	37/83
Alm, Michael R.	1964-65	W	23	1	7	8	3/9
Alm, Richard Lee	1960-62	D	64	5	13	18	2/12
Alm, Tim S.	1964	Student Manager					
Alt, Mark	2010-	D	35	2	8	10	7/22
Anderson, Dale R.	1957	Student Manager					
Anderson, James M.	1964	D	9	1	0	1	2/4
Anderson, Jon	1987-90	LW	101	36	32	68	41/101
Anderson, Mike	1982-86	W	109	18	27	45	18/36
Anderson, Michael	1995-99	W	144	34	37	71	90/223
Anderson, Peter G.	1972	RW	30	11	7	18	11/33
Anderson, R.J.	2006-09	D	151	5	21	26	48/104
Anderson, Roger H.	1960	Student Manager					
Anderson, Russell V.	1975-76	D	69	4	16	20	76/167
Anderson, Stuart C.	1958-60	C	39	16	22	38	7/17
Anderson, Wendell R.	1952-54	D	63	7	18	25	23/46
Angell, Nick	1999-02	D	156	11	30	41	69/152
Anthony, Nick	2000-03	W	127	19	29	48	32/64
Antonovich, Michael	1970-72	C	77	45	40	85	40/99
Atherton, P.J.	2003-06	D	106	5	12	17	62/146
Auge, Lester A.	1972-75	D	134	19	85	104	45/98
Bahr, Mark	1991-94	F	0	0	0	0	0/0
Ballard, Keith	2002-04	D	123	33	67	100	88/203
Baker, Joseph W.	1975,77-79	D	106	6	28	34	68/153
Baker, William R.	1976-79	D	154	30	88	118	67/142
Barriball, Jay	2007-11	F	154	51	79	130	57/130
Bartels, Kurt N.	1985	Student Manager					
Bartholome, Terry E.	1957-58	W	33	16	7	23	11/22
Bell, Scott	1991-95	RW	146	41	40	81	111/268
Benson, Roger W.	1958-60	W	23	3	9	12	2/4
Benson, Ted	1990	Student Manager					
Berg, Reggie	1995-99	C	160	74	84	158	98/234
Bergland, Tim D.	1984-87	RW	167	40	56	96	43/94
Bergloff, Robert K.	1978-81	D	154	18	60	78	106/245
Bergseng, Gary C.	1955	W	25	7	10	17	5/10
Bertogliat, Jesse	1993-96	W	77	10	10	20	44/99
Bianchi, Tony	1991-94	C	82	12	37	49	11/22
Bickel, Stu	2008	D	45	1	6	7	42/92
Birkholz, Josh	2009-10	W	36	5	1	6	10/20
Bischoff, Grant	1988-91	W	180	80	81	161	56/120
Bjugstad, Scott B.	1980-83	C	133	86	77	163	45/90
Bjugstad, Nick	2010-	C	29	8	12	20	20/51
Blais, Dean C.	1970-73	LW	124	56	83	139	46/95
Bloom, Richard J.	1963-65	W	37	3	6	9	1/2
Bloom, Scott	1987-90	C/W	146	42	55	97	57/130
Bonin, Brian	1992-96	C	166	100	116	216	41/82
Bonk, Daniel D.	1976-78	LW	104	18	28	46	34/84
Borgen, Brent	2005	W	24	3	4	7	6/15
Bostrom, Justin	2006-	W	148	20	18	38	45/101
Boo, James	1976-78	D	93	6	28	34	59/140
Bowe, Roger E.	1983-84,86	LW	63	17	23	40	5/10
Branch, James M.	1965-67	D	80	5	18	23	64/147
Brill, John	1990-93	W	157	28	43	71	78/180
Brink, Andy	1992-96	C/D	136	20	47	67	22/55
Brooks, David A.	1961-63	C	70	33	30	63	34/77
Brooks, Herbert P.	1957-59	W/D	75	18	27	45	12/24

	Years	Pos	GP	G	A	TP	P/PIM
Broten, Aaron K.	1980-81	C	86	72	106	178	12/32
Broten, Neal L.	1979-81	C	76	38	104	142	33/74
Broten, Paul N.	1985-88	C	172	50	72	122	74/148
Buchan, Scott	1968-69	W	56	13	7	20	33/69
Budish, Zach	2009-	W	46	9	14	23	18/47
Buetow, Barton M.	1970-72	W	25	3	0	3	2/4
Buetow, Bradley J.	1971-73	LW	53	3	3	6	13/26
Burg, Richard J.	1956-58	W	77	37	30	67	27/63
Butters, William "Bill"	1971-73	D	89	4	16	20	12/262
Campbell, Gene E.	1952-54	W	80	52	67	119	16/32
Carlson, Bruce A.	1971-74	RW	93	11	13	24	10/20
Carlson, Tim W.	1972-74	C	40	4	3	7	3/6
Carman, Mike	2007-2010	C	135	29	37	66	70/154
Carter, James C.	1968	D	25	3	2	5	20/54
Cates, Jay L.	1986-88	C	136	55	86	141	74/154
Cepis, Jacob	2010-11	W	57	20	28	48	28/56
Chapman, Wally S.	1983-86	LW	144	67	54	121	51/121
Checco, Nick	1993-97	W	166	34	36	70	64/136
Chorske, Thomas P.	1986-98-89	LW	123	51	50	101	32/64
Christenson, Jerry	1967	D	17	1	4	5	4/8
Christoff, Steve M.	1977-79	C	119	77	82	159	40/88
Chucko, Kris	2005-06	W	77	14	20	34	45/101
Clymer, Ben	1997-98	D	29	7	13	20	28/64
Condon, Nate	2010-	C/W	35	8	9	17	7/14
Constantine, Ronald	1961-63	W	73	32	39	71	26/55
Cossalter, Calvin D.	1972-74	RW	97	35	34	69	25/50
Crowley, Michael	1994-97	D	125	37	120	157	56/112
Crupi, Michael	1966-67	W	54	23	21	44	57/128
Dahlheim, Thomas J.	1972-75	RW	118	11	18	29	15/30
Dale, John B.	1965-67	C	82	26	61	87	36/102
Davidson, James W.	1975	Student Manager					
Davis, Robert M.	1962	Student Manager					
Delmore, John L.	1957-58	W	32	3	4	7	2/4
DeMarchi, Matt	2000-03	D	158	16	32	48	204/473
Dillon, David H.	1980-82	D	79	8	18	26	17/34
Dorn, Tony R.	1975	D	24	1	1	2	6/12
Dornfeld, Eric T.	1985-87	D	92	6	18	24	39/84
Doshan, Bradley A.	1978-81	C	123	15	34	49	27/57
Dougherty, Richard	1952-54	W	81	109	78	187	50/109
Dufour, Patrick	1967-68	W	55	20	19	39	6/12
Dumais, Donald J.	1970-71	LW	55	7	8	15	5/10
Dunn, James	1983	Student Manager					
Dustin, Bobby	1993-96	W	100	20	16	36	43/102
Dynan, Kevin	2007	Student Manager					
Dziedzic, Joe	1990-94	W	116	33	38	71	94/180
Eckblom, Owen W.	1952	Student Manager					
Edman, Jerry G.	1964-65	D	47	4	18	22	36/75
Enebak, Jake	1987-90	W	64	3	8	11	43/90
Erdall, Richard J.	1982-85	C	123	55	113	168	57/114
Erickson, Bryan L.	1980-83	RW	144	109	129	238	44/94
Erickson, Mike	2002	W	25	1	4	5	3/6
Espe, David L.	1986-89	D	162	8	35	43	82/175
Fabian, Sean	1988, 90-92	D	126	1	22	23	86/176
Fairchild, Cade	2008-11	D	149	21	72	93	61/122
Falkman, Craig	1963-65	W	83	42	40	82	63/153
Falls, Douglas A.	1972-74	D	72	2	15	17	20/40

	Years	Pos	GP	G	A	TP	P/PIM
Ferroni, David M.	1970	Student Manager					
Fichuk, Peter J.	1967-69	W	92	43	58	101	36/72
Fiebelkorn, Jed	1991-95	W	121	17	20	37	81/207
Fischer, David	2007-10	D	157	6	32	38	38/76
Fish, Robert G.	1976-77	LW	41	6	3	9	6/12
Fisher, Drew	2008-09	C	41	0	3	3	6/12
Fleming, Jake	2002-05	C	168	24	41	65	54/124
Flynn, Ryan	2007-10	W	156	17	40	57	94/207
Foyt, Ronald J.	1973	Student Manager					
Fraser, Donald J.	1967-69	D	81	11	30	41	23/62
Fredrickson, Bryan W.	1975-76	RW	39	2	3	5	2/4
Freseman, Ray C.	1955	Student Manager					
Furlong, Patrick A.	1963-65	D	58	3	10	13	8/16
Gambucci, Gary A.	1966-68	C	88	52	56	108	33/72
Gambucci, James R.	1971-73	C	98	24	29	53	2/4
Gardiner, Max	2010	W	17	1	2	3	5/24
Gardner, Joel	2003-04	Student Manager					
Gerebi, Nick	1989-92	C	27	3	0	3	2/4
Gernander, Ken	1988-91	LW	176	78	62	140	32/64
Gersich, Frank	1986-88	D	65	4	7	11	28/56
Godbout, Brent	1997-98	W	29	0	2	2	4/8
Godbout, Jason	1994-98	D	137	11	21	32	60/136
Goligoski, Alex	2005-07	D	118	25	73	98	64/158
Gordon, Ben	2005-08	W	148	39	59	98	60/145
Gorence, Thomas J.	1976-77	RW	79	38	37	75	30/68
Grafstrom, Myron D.	1958-60	W	79	45	34	79	11/22
Grannis, David H.	1985-88	LW	137	26	37	63	51/108
Greeder, Michael D.	1978-79	D	72	4	20	24	67/138
Greseth, Lee	1990-92	Student Manager					
Griffith, Steven J.	1980-83	LW	138	32	63	95	29/66
Grosso, Lorne A.	1964-66	C	73	36	54	90	17/34
Guentzel, Michael L.	1982-85	D	143	12	75	87	46/92
Gurovitsch, David B.	1974	Student Manager					
Gustafson, Paul	1992	Student Manager					
Guter, Benjamin J.	1981	Student Manager					
Guyer, Gino	2003-06	C	170	40	67	107	22/44
Hagemo, Nate	2005-06	D	33	2	8	10	17/34
Haigh, Richard J.	1963-65	C	69	14	32	46	40/101
Hall, Steven D.	1969-71	C	89	26	23	49	7/17
Hamre, John	1988-91	Student Manager					
Hankinson, Ben	1988-91	RW	155	49	51	100	182/400
Hankinson, Casey	1994-98	C	149	50	56	106	126/347
Hankinson, Peter	1987-90	RW	176	82	100	182	55/118
Hansen, Jake	2009-	W	106	20	19	39	41/107
Harrer, Michael T.	1982-83	RW/C	49	12	9	21	4/8
Harrer, Timothy S.	1977-80	RW	157	117	84	201	75/161
Harrington, Chris	2003-06	D	170	14	95	109	106/266
Harris, John R.	1971-74	C	110	21	35	56	6/12
Harris, Robert B.	1972-75	LW	140	42	41	83	24/51
Hartzell, Kevin J.	1979-82	C	140	54	80	134	35/70
Haula, Erik	2010-	C	34	6	18	24	11/22
Hayek, Peter M.	1977-80	D	95	9	19	28	69/138
Helgeson, Seth	2009-	D	67	2	6	8	37/90
Hendrickson, Darby	1991-93	C	75	37	45	82	46/98
Hendrickson, Dan	1993-97	W	144	14	28	42	94/230
Hession, Kevin	1990-92	Student Manager					
Hillman, John	1993	W	20	0	0	0	19/46
Hirsch, Thomas W.	1982-83	D	73	15	39	54	58/123

	Years	Pos	GP	G	A	TP	P/PIM
Hirsch, Tyler	2003-06	F	144	31	86	117	59/150
Hoeffel, Mike	2008-11	W	149	47	40	87	53/106
Hokanson, Gary L.	1964-65	W	55	20	35	55	22/50
Holl, Justin	2010-	D	25	1	6	7	6-12
Holmgren, Paul H.	1975	RW	37	10	21	31	46/108
Howe, Mike	2005-08	W	157	32	35	67	41/82
Hughes, Gregory A.	1966-68	C	76	32	35	67	29/58
Irmen, Danny	2004-06	W	118	54	49	103	73/146
Jenke, Noel C.	1967-69	W	34	3	7	10	13/45
Jensen, David H.	1980-83	D	135	8	55	63	106/212
Jetty, George W.	1954-56	W/C	82	47	38	85	43/98
Jockey, Peter M.	1969	W	1	0	0	0	0/0
Johnson, Craig	1991-93	C/W	119	54	81	135	70/172
Johnson, Erik	2007	D	41	4	20	24	25/50
Johnson, Larry	1959-61	D	68	12	25	37	27/60
Johnson, Luke	1988-91	D	120	14	61	75	33/66
Johnson, Richard A.	1955-56	W	57	12	14	26	7/14
Johnson, Robert N.	1953-54	W	46	25	21	46	16/35
Jorde, Marvin T.	1956-58	W	70	22	20	42	8/16
Karnuth, Raymond W.	1956	D	29	0	6	6	9/18
Kaufmann, Evan	2005-08	C	147	32	30	62	44/104
Kellin, Anthony J.	1983-86	D	165	37	75	112	122/247
Kennedy, Peter	2003-06	D	57	1	10	11	11/22
Kessel, Phil	2006	C	39	18	33	51	14/28
Klatt, Trent	1989-92	RW	121	68	78	146	66/152
Klatt, William G.	1967-69	W	89	52	55	107	25/50
Knoke, Michael E.	1980-81	D	82	24	70	94	86/172
Knutson, James P.	1970-71	D	39	3	3	6	9/21
Koalska, Matt	2001-04	C	171	42	94	136	66/140
Kohn, Bill	1997-99	D	128	12	34	46	118/274
Kraft, Ryan	1994-98	W	159	62	104	166	55/121
Kroll, Jeff	1999	Student Manager					
Kulstad, Scott	1992	Student Trainer					
Kurtz, Michael R.	1968-70	W	66	20	24	44	20/40
Labatt, John T.	1984-86	LW	46	7	11	18	12/24
LaFleur, Brian	1993-97	D	144	18	52	70	54/127
Lambert, Mark A.	1975-78	C/D	160	42	65	107	26/74
Langevin, Jeffrey R.	1980-82	RW	68	16	14	30	14/28
Larson, Bart D.	1979-81	D/C	123	14	82	96	13/26
Larson, Bruce A.	1964-66	W	79	46	25	71	39/81
Larson, David	1992-96	W	136	32	34	66	142/314
Larson, Jared	2010-	W	8	0	0	0	3/6
Larson, Jeffrey H.	1981-84	C	139	33	59	92	68/142
Larson, Kurt D.	1982-85	D	151	11	65	76	37/74
Larson, Nick	2009-	W/C	76	10	11	21	10/20
Larson, Reed D.	1975-77	D	104	34	61	95	76/161
Larson, Robin R.	1975-78	D	131	8	40	48	43/105
Laylin, Cory J.	1989-92	RW	170	58	49	107	53/123
Leddy, Nick	2009-10	D	30	3	8	11	2/4
Leimbek, Matthew	1998-2001	W	108	8	19	27	17/42
Lempe, Eric J.	1983-86	C	74	14	21	35	32/67
Leopold, Jordan	1999-2002	D	164	45	99	144	53/106
Lilyholm, Leonard	1961-63	W	79	22	59	81	18/44
Lind, Bruce R.	1976-77	W	84	16	43	59	66/157
Lofquist, Sam	2009	D	35	1	3	4	15/30
Lucia, Tony	2007-10	W	160	34	48	82	56/134

	Years	Pos	GP	G	A	TP	P/PIM
Lyons, Mike	1997-2000	D	137	3	23	26	86/210
Mack, Craig D.	1984-87	D	110	3	25	28	41/82
MacKinnon, Brett	2002-04	W	44	3	8	11	7/14
MacSwain, Steve	1984-87	LW	139	68	79	147	45/117
Madson, Donald R.	1976	C	42	14	24	38	16/32
Magnusson, Steve	1991-94	C	78	12	46	58	39/94
Mahle, Oscar	1960-61	W	58	37	22	59	34/79
Malmquist, Douglas	1954	Student Manager					
Maloney, Bernard L.	1954	W	28	11	4	15	8/16
Malwitz, James R.	1982-84	LW	101	26	32	58	52/104
Martin, Joey	2001-04	D/W	64	3	12	15	22/52
Martin, Paul	2001-03	D	127	20	77	97	31/62
Masters, Rob	2000-01	Student Manager					
Matschke, John M.	1971-74	RW	123	34	61	95	41/82
Matson, Taylor	2009-	C	65	13	6	19	12/24
May, Christopher M.	1986-88	C	34	6	7	13	9/21
Mayasich, John	1952-55	C	111	144	154	298	37/74
McAlpine, Chris	1991-94	D	157	36	45	81	208/453
McAlpine, Mike	1992	D	26	0	3	3	15/30
McAuliffe, James G.	1965	Student Manager					
McClanahan, Rob B.	1977-79	C	121	45	63	108	34/68
McCoy, James R.	1975	LW	3	0	0	0	2/4
McCoy, Thomas J.	1962-63	D	48	7	12	19	2/4
McHugh, Justin	1991-95	W	160	66	60	126	87/177
McInnis, Matt	2008	Student Manager					
McIntosh, Bruce G.	1969-71	D	73	11	25	36	26/55
McKenzie, William	1954	C	28	5	7	12	3/6
Meadows, Michael J.	1980-81	D	70	3	23	26	49/104
Means, Eric	1989-94	D	123	8	32	40	54/127
Melnychuk, Gerald M.	1958-60	C	79	38	60	98	22/44
Meredith, John M.	1977-80	RW	116	20	21	41	40/86
Meredith, Richard D.	1952-55	W	110	43	59	102	29/61
Meredith, Robert T.	1954-56	W	68	13	19	32	19/46
Meredith, Wayne B.	1960-62	D	66	5	23	28	29/69
Metzen, David R.	1962-64	D	76	9	17	26	58/131
Meyer, Doug	1999-2000	W	62	5	7	12	18/36
Micheletti, Donald P.	1977-80	LW	127	64	84	148	123/257
Micheletti, Joseph R.	1974-77	D	135	25	81	106	63/153
Micheletti, Patrick J.	1983-86	RW	162	120	149	269	180/403
Miks, George	1992						
Millen, Corey E.	1983-84, 86-87	C	149	119	122	241	98/204
Miller, Cory	1997-98	W	33	1	0	1	11/30
Miller, Jason	1988-91	C	173	53	102	155	24/48
Miller, Joe	2009-	W	42	2	1	3	4/8
Miller, Nate	1997-2000	W	163	35	42	77	81/186
Miller, Warren F.	1973-76	RW	157	58	71	129	67/148
Mills, Dylan	1998-2001	D	170	13	64	77	84/176
Miskovich, Aaron	1998-2001	W	152	43	47	90	48/115
Mogush, Thomas P.	1980-81	RW	3	1	3	4	1/2
Monahan, John W.	1954	C	28	10	13	23	12/24
Morrow, Bradley G.	1973-75	D	91	5	14	19	36/72
Morse, Thomas B.	1961-63	D	37	2	2	4	1/2
Moser, Jay	1994-96	D/W	34	11	13	24	18/47
Muller, Mike	1990-92	D	77	8	16	24	49/104
Muskat, John R.	1981-82	LW/C	21	3	8	11	1/2
Nanne, Louis V.	1961-63	D	81	22	52	74	54/119
Nanne, Marty L.	1986-88	RW	67	9	12	21	37/77
Nelson, Brett M.	1986-89	D	117	10	31	41	50/103

	Years	Pos	GP	G	A	TP	P/PIM
Nenovich, Mark	2000	D	51	2	2	4	22/44
Ness, Aaron	2009-11	D	111	6	37	43	35/81
Nevers, Thomas	1997	W	1	0	0	0	0/0
Newkirk, John W.	1956-58	D	72	3	4	7	33/72
Nielsen, Jeff	1991-94	RW	172	76	65	141	128/292
Norby, Charles A.	1966-68	W	86	36	52	88	39/89
Norman, Jerry B.	1959-61	W	79	35	31	66	21/45
Norqual, David	1992-93	D	2	0	0	0	1/2
Nystrom, Roy W.	1963-65	W	79	38	42	80	6/12
O'Brien, Jim	2007	C	43	7	8	15	24/51
O'Brien, Thomas D.	1973	C	30	9	12	21	7/22
O'Leary, Patrick	1999-02	W	120	15	9	24	35/78
Okerlund, Todd E.	1984-87	RW	133	44	86	130	74/156
Okposo, Kyle	2007-08	C	58	26	25	51	20/40
Olds, Walter R.	1969-71	D	96	21	36	57	17/34
Olimb, Larry	1989-92	D/C	182	59	159	218	101/218
Orth, Steve P.	1984-88	C	160	33	40	73	29/59
Pagel, Rico	1997-99	C	100	17	27	44	19/38
Paradise, Lawrence P.	1968-70	W	65	8	16	24	4/8
Paradise, Richard D.	1966-68	D	87	11	43	54	119/271
Parenteau, Jake	2010-	D	8	0	0	0	2/7
Parenteau, Thomas E.	1982, 85	D	95	12	41	53	78/164
Pauletti, Jeff	1987-89	D	7	0	1	1	0/0
Pearson, Robert (Mike)	1956-58	C	78	38	43	81	34/82
Pederson, Tom S.	1989-91	D	121	25	74	99	66/150
Peltier, Derek	2005-08	D	173	15	58	73	59/118
Peltier, Douglas B.	1970-72	RW	98	47	40	87	44/99
Peltier, Ronald J.	1969-71	C	93	15	50	65	34/68
Peloquin, Jim	1988	Student Manager					
Peluso, Gino A.	1980-83	D	35	1	8	9	15/30
Pepper, Stephen C.	1978-79	D	66	3	18	21	12/24
Perpich, John G.	1972-74	D	86	8	19	27	28/56
Peterson, C. Kyle	1952-53	C	32	6	4	10	3/6
Petroske, John "Jack"	1954-57	D	100	21	23	44	39/81
Phippen, Michael K.	1974	RW	2	0	0	0	0
Phippen, Patrick J.	1974-76	LW	123	46	85	131	46/108
Pitlick, Lance	1987-90	D	144	10	29	39	138/285
Pohl, John	1999-02	C	165	71	129	200	43/94
Pohl, Tom	2005-08	W	73	4	11	15	10/20
Polich, Michael J.	1972-75	C	148	70	89	159	61/168
Potulny, Grant	2001-04	W	146	68	48	116	58/116
Potulny, Ryan	2004-06	C	100	68	50	118	25/61
Preuss, David C.	1982-84	RW	81	15	16	31	90/200
Rainey, Timothy J.	1976-77	C	54	2	2	4	11/25
Ramsay, William B.	1962-64	W	76	20	19	39	27/73
Ramsey, Michael A.	1979	D	34	7	17	24	19/38
Rantz, Jim	1958-60	W	78	28	44	72	7/14
Rasmussen, Dale A.	1960-61	W	58	8	16	24	4/8
Rasmussen, Erik	1995-97	W	74	31	44	75	70/178
Reidhead Jr., John "Jack"	1952	D	26	0	2	2	11/22
Reilly, Michael J.	1980-81	RW	36	9	12	21	15/30
Reinholz, Jerrid	2003-05	C/W	104	9	18	27	7/14
Richards, Todd	1986-89	D	167	30	128	158	89/194
Richards, Travis	1990-93	D	176	35	98	133	79/185
Riddle, Troy	2001-04	W	171	82	96	178	93/197
Riley, Thomas P.	1957-59	D	81	10	12	22	7/14
Roberg, Chad	2002-03	W	9	0	0	0	0/0

	Years	Pos	GP	G	A	TP	P/PIM
Rodda, David L.	1956-57	D	37	4	2	6	6/12
Roddy, David T.	1968-69	W	62	7	5	12	7/14
Ross, Stephen J.	1968-70	D	80	5	17	22	34/76
Rothstein, Thomas G.	1981-85	LW	158	67	94	161	109/235
Rovick, David P.	1959-60	W	53	24	20	44	8/16
Rovick, Roger L.	1959-60	C	53	18	16	34	6/12
Rowe, Richard C.	1963	Student Manager					
Ryman, Mark P.	1964-66	W	76	3	8	11	0/0
Sacchetti, Nico	2009-	C	104	11	18	29	32/75
Sanders, Frank B.	1969-71	D	93	10	19	29	54/161
Sarner, Craig B.	1969-71	LW	90	30	29	59	10/23
Sathre, Thomas G.	1969-71	RW	86	12	21	33	25/55
Schack, Brian	2007-2010	D/W	69	2	10	12	39/105
Schlafge, William C.	1958	Student Manager					
Schmalzbauer, Gary	1961-63	W	82	44	36	80	9/18
Schmidt, Nate	2010-	D	13	0	1	1	3/6
Schmidt, Robert H.	1955-57	D	88	12	15	27	29/51
Schneider, William "Buzz"	1973-75	LW	115	50	41	91	62/127
Schroeder, Jordan	2009-10	C	72	22	51	73	16/43
Schroeder, Timothy M.	1972	RW	11	1	3	4	3/6
Senden, Stuart	1998-2001	W	140	23	19	42	40/88
Serratore, Tom	2010-	W	28	2	2	4	6-12
Sertich, Andy	2003-06	W/D	172	27	40	67	28/56
Shattuck, Robert R.	1966-68	W	81	33	31	64	45/97
Shelstad, Dixon N.	1971-72	D	36	0	4	4	9/18
Sheridan, John M.	1974	C	38	24	14	38	17/42
Shopek, Gary J.	1984-87	D	173	24	93	117	98/207
Shutte, Bruce J.	1954-55	D	52	5	10	15	13/26
Skarda, Randy	1987-89	D	128	28	60	88	118/270
Smaagaard, Garrett	2002-05	W	117	14	31	45	21/42
Smith, Larry H.	1960-62	C	70	29	21	50	6/12
Smith, Wyatt	1995-99	C	152	67	62	129	82/175
Snuggerud, David W.	1986-87, 89	LW	126	73	67	140	59/124
Spada, Richard N.	1968	Student Manager					
Spannbauer, Richard J.	1973-74	D	73	5	21	26	70/159
Spehar, Dave	1997-2000	W	160	61	68	129	60/120
Steege, Brandon	1991-94	W	53	5	9	14	28/56
Stevens, Judd	2002-05	D	172	11	34	45	40/80
Stinson, Thomas M.	1961	Student Manager					
Stoa, Ryan	2006-09	W	120	47	50	97	66/165
Stordahl, James	1961-63	C	82	29	39	68	8/24
Stordahl, Larry D.	1962-63, 65	W	77	33	43	76	26/68
Strobel, Eric M.	1977-79	RW	120	52	54	106	38/76
Strot, Brett	1987-90	RW	125	22	32	54	27/60
Sundberg, Thomas	1973	RW	23	1	5	6	7/14
Suss, William	1966-67	C	27	1	2	3	4/16
Swanson, William R.	1955-57	C	86	24	24	48	7/14
Taffe, Jeff	2000-02	W/C	120	56	57	113	67/164
Tallackson, Barry	2002-05	W	156	43	48	91	77/162
Taylor, Jake	2004	D	39	2	6	8	34/68
Teal, Jeffrey B.	1979-82	LW/C	157	40	37	77	63/126
Telander, Bruce N.	1956	Student Manager					
Terwilliger, David	1978-81	LW	121	8	16	24	61/128
Tharp, Ben	2000-01	D	70	4	16	20	25/50
Thoemke, Jack P.	1966, 71-72	D	73	3	15	18	29/61
Thomas, John C.	1972	D	13	0	1	1	2/4
Thoresen, Brian P.	1980-82	W	52	12	24	36	12/27
Thorvig, Perry J.	1967	Student Manager					

	Years	Pos	GP	G	A	TP	P/PIM
Tollund, Steven P.	1979	Student Manager					
Torrell, John A.	1964-65	W	23	2	1	3	2/4
Trebil, Dan	1992-96	D	164	24	100	124	42/84
Trebil, Ryan	1997-99	D	68	3	5	8	57/144
Tschida, James R.	1952-53	D	39	2	7	9	27/57
Turk, Robert A.	1956-58	W	84	21	32	53	11/25
Ulseth, Steven J.	1978-81	LW	148	84	118	202	24/48
Vanek, Thomas	2003-04	W	83	57	56	113	62/132
Vannelli, Mike	2004-07	D	151	23	60	83	59/129
Vannelli, Thomas P.	1974-77	C	138	69	111	180	61/154
Verchota, Phillip J.	1976-79	LW	161	59	61	120	81/184
Virant, Michael J.	1975	C	33	1	3	4	1/2
Waibel, Jon	2001-04	W	128	20	28	48	59/134
Walls, Elmer D.	1959-60	D	36	1	2	3	3/6
Ward, Thomas C.	1983-85	D	70	1	6	7	36/72
Wasko, Robert J.	1960	D	18	1	2	3	2/4
Wasley, Charlie	1992-96	D	148	6	28	34	105/222
Watts, David B.	1959	W	2	0	0	0	0/0
Wehrs, Kevin	2008-11	D	147	5	31	36	79/169
Welch, Dan	2000, 02	W	73	15	20	35	22/55
Wellen, Kenneth J.	1956-57	W	56	16	17	33	8/16
Wendell, Erik	1999-02	W	150	24	20	44	76/152
Werness, Lance	1988-91	RW	55	12	11	23	19/38
Westby, Gerald L.	1960-62	W	79	18	33	51	12/24
Westby, James A.	1958, 62-63	D	69	20	13	33	6/12
Westlund, Todd	1992	W	26	1	3	4	7/14
Westrum, Erik	1998-2001	C	161	69	99	168	125/307
Westrum, Patrick D.	1968-70	D	90	3	14	17	18/47
Wheeler, Blake	2006-08	W/C	127	42	54	96	61/155
White, Adam C.	1978	Student Manager					
White, Patrick	2008-11	W/C	147	27	26	53	35/70
Williamson, Dean	1987-90	C	79	20	22	42	28/56
Williamson, Murray	1957-59	W	76	32	47	79	21/63
Woog, Dan	1993-97	C	162	20	60	80	70/149
Woog, Douglas W.	1964-66	C	80	48	53	101	35/89
Yackel, Kenneth J. Jr.	1975-77	RW	84	21	13	34	33/83
Yackel, Kenneth J. Sr.	1952-56	D/W	112	70	78	148	89/255
Yon, William A.	1982-85	RW	133	35	23	58	36/72
Young, Richard G.	1960-62	D	73	3	12	15	26/55
Younghans, Thomas A.	1975-76	RW	66	32	39	71	54/116
Yurich, Richard J.	1968-69	W	38	24	24	48	17/34
Zacho, Dennis H.	1965-67	W	80	38	38	76	35/84
Zins, Brian G.	1979-83	D	81	2	14	16	30/62
Zmolek, Douglas	1990-92	D	126	10	46	56	113/234
Zwakman, Greg	1992-96	D	163	3	19	22	71/142
Zywiec, Frank A.	1964-66	D	82	7	20	27	23/49

MINNESOTA HOCKEY

EARLY LETTERWINNERS

Abra, John E.,	1930	Eggleton, Allan F.	1940	Larson, Frank A.	1951	Ryman, Marshall W.	1930
Adams, Henry H. Jr.	1951	Eldredge, W. B.	1922	Leavitt, Theodore W.	1926	Scanlon, John P.	1933
Adams, John W.	1944	Engelstad, Calvin J.	1946	Leckie, Charles D.	1943	Schade, Frederick L.	1923
Alley, James W.	1947			Lindgard, Jerry H.	1947	Schaeffer, Gordon	1932
Allison, David C.	1926	Falk, Martin L.	1939	Lowther, Wilfred W.	1925	Schneider, Samuel J.	1942
Amatuzio, John	1949	Fenton, Ransford W.	1930	Lundeen, Warren J.	1943	Schwab, Joe	1936
Anderson, Kenneth M.	1937	Finnegan, Patrick H.	1946			Scott, Phillip C.	1926
Anderson, William E.	1939	Fischer, Ray E.	1940	MacInnes, Alex F.	1932	Sedin, James W.	1950
Arnold, Robert E.	1941	Flaatan, Percy H.	1925	Magnus, James C.	1941	Seidel, Glen E.	1936
Atkins, Jack M.	1927	Fleming, Robert W.	1946	Malkerson, Lester A.	1935	Smith, B. Willis	1935
Austin, Kenneth L.	1947	Frick, James E.	1946	Maloney, John P. Jr.	1942	Smith, Robert A.	1942
		Galligan, William D.	1941	Mann, V.I.	1923	Snapp, Donald R.	1942
Bagley, Donald S.	1924	Galob, Ignatius R.	1928	Mariucci, John P.	1937	Soltau, Gordon	1949
Baker, Ridgway R.	1936	Ganley, John E.	1936	Massie, Charles G.	1950	St. Vincent, Frank	1938
Bartholdi, Herbert G.	1929	Gibbs, Howard	1931	McCabe, Charles J.	1928	Stuerwald, Peter H.	1952
Bartlett, V. Leland	1922	Gilbreath, V.L.	1925	McCabe, Robert	1945	Strom, Russell E.Y.	1950
Beard, D.	1922	Goodman, Roger W.	1946	McCollom, John S.	1942	Suomi, John	1932
Behrendt, John D. Jr.	1942	Gould, Fred W.	1930	McCollom, Robert	1942	Swanson, Paul H.	1922
Bergeron, Virgil D.	1930	Graham, William A.P.	1923	McDermid, Ray	1946		
Bergman, Dennis H.	1947	Graiziger, Robert A.	1942	McEwan, John C.	1948	Taft, Walter L.	1936
Bergquist, E.G.	1922	Gray, Russell H.	1933	McGloie, John J.	1934	Taylor, Eugene E.	1940
Berry, Frank R.	1936	Gustafson, John M.	1926	McKenzie, Robert C.	1939	Taylor, Fred S.	1933
Billing, Osborne F.	1928	Gustafson, Reuben W.	1924	McNair, Harvey Jr	1939	Taylor, William L.	1922
Bjork, Reynold E.	1935	Gutterson, Granville D.	1944	Merkeley, Garth H.	1938	Tergesen, Sven J.	1946
Bjorkman, Ruben E.	1949			Metz, Thomas	1945	Thayer, J.Mack	1943
Bodin, Donald J.	1950	Hackett, Donald G.	1943	Meyer, Rudolph	1947	Thompson, Clifford R.	1924
Bolla, John	1942	Hansen, Steiner D.	1924	Mitchell, T.F.	1935	Thompson, Orville T.	1939
Bonhus, John S.	1942	Harris, Robert V.	1947	Moran, Robert T.	1950	Thompson, Preston B.	1945
Bonner, John L.	1949	Heiseke, Fred H.	1942	Morrison, James M.	1928	Tilton, W. Leo	1929
Boos, George W.	1926	Henry, Alfred J.	1942	Munns, William	1933	Todd, George L.	1931
Boyle, Kenneth D.	1939	Higgins, Preston	1922	Nolander, Donald A.	1942	Toth, Anthony J.	1932
Bratnober, Harry L. Jr.	1944	Hitchcock, Thomas M.	1947	Norby, Richard G.	1944	Troumbly, Kenneth C.	1949
Bredesen, William P.	1936	Hodgins, William	1947	Nyhus, Robert E.	1950	Tuohy, Edward B.	1928
Bros, Ben M.	1922	Hollingsworth, Edward	1930				
Bros, C.W.	1922	Hunter, Richard C.	1936	O'Brien, John O.	1946		
Bros, Kenneth D.	1923	Hussey, Roger L.	1927	Olsen, Edward G.	1924	Van, Allen	1945
Brown, Joseph M.	1927			Opsahl, Allan W.	1944	Vosbeck, R. Randall	1951
Brude, Roger S.	1936	Jacobson, E. Raymond	1923	Owen, E. Edwyne	1929		
Burman, Allan G.	1946	Jacobson, Loren N.	1922			Wagnild, Spencer	1933
Byerly, Kenneth R.	1930			Page, Joseph H.	1942	Walker, Frank E.	1949
Byers, Fred D.	1927			Parker, Laurie	1932	Walker, Walter D.	1950
		Jensen, Arthur M.	1928	Paulsen, Harold W.	1939	Wallace, Ray H.	1937
Cairncross, A.W.	1935	Johnson, C. Howard	1948	Paulsen, Ray C.	1929	Walson, Leland A.	1929
Carley, Robert L. Jr.	1943	Johnson, Robert S.	1937	Paulsen, Clarence E	1925	Watters, Gordon	1951
Carlsen, Harold S.	1931	Johnson, Russell H.	1931	Peterson, John A.	1942	Wegleitner, Thomas J.	1951
Carlson, James E. Jr.	1936	Jones, Howard R.	1931	Peterson, John H.	1928	Weil, Fred Jr.	1943
Carlson, Robert L.	1936	Joseph, Burton M.	1941	Peterson, Melvin G.	1950	Westin, Lloyd J.	1929
Christie, R.S.	1930	Junger, Fred F.	1940	Petrich, Earl	1938	Wilcken, C.L.	1926
Clark, Lawrence S. Jr.	1945			Pickering, Hayden. Jr.	1939	Wild, John J.	1944
Clausen, George E.	1932	Kalin, Louis	1944	Pond, Frank R.	1923	Wild, Paul A.	1945
Connelly, Thomas A.	1950	Karakas, Thomas V.	1947	Randall, Loane J.	1937	Wilkinson, Charles B.	1935
Conrad, Frederick D.	1948	Katz, Gerald A.	1929	Reggan, George	1925	Willett, Donald S.	1944
Constantine, Ben P.	1931	Kelley, Richard G.	1943	Remole, Gerald M.	1947	Williams, Milton A.	1943
Conway, John H.	1926	Keranen, Edward	1939	Rheinberger, Robert E.	1938	Wilson, G. Curtis	1939
Conway, William E.	1929	Keys, George H.	1951	Roberts, Richard B.	1946	Wyatt, Alvin S.	1922
Cramp, Kenneth W.	1939	Klatt, William G. Sr.	1945	Rolle, Dennis E.	1946		
		Klein, William K.	1938	Ross, Lawrence "Larry"	1951	Youngbauer, Walter E.	1923
Davis, Robert D.	1930	Kroll, Richard J.	1936	Rossman, Robert	1934		
DeForest, Merle G.	1923	Kuhlman, H.J.	1925	Rundell, Curtis G.	1931	Zieske, William F.	1933
DePaul, Roland	1946			Russ, Clyde	1933		
Dickinson, Wesley A.	1935	LaBatte, Phil	1932	Russ, Lloyd A.	1928		
Drake, Everett A.	1931	Lampton, David	1940	Ryan, Patrick J.	1943		
		Langford, Cary	1924				

GOALTENDERS (1952-PRESENT)

GOALTENDER	YEARS	GP	GA	SV%	GAA	W-L-T
Blue, John	1985-87	96	290	.889	3.19	64-25-1
Briggs, Kellen	2004-07	132	307	.906	2.45	84-35-8
Butters, Paul N.	1980-83	65	244	.876	3.86	44-20-0
Callinan, Jeff	1991-95	96	282	.878	3.19	47-22-13
Day, Erik	1998	9	24	.857	3.70	3-2-0
DeBus, Steve	1995-98	96	282	.891	3.07	54-39-1
Docken, Ronald L.	1968-70	11	46	.898	3.91	
Doyle, P. Michael	1959-61	27	108	.879	3.59	
Erickson, Dennis H.	1971-72	31	128	.880	4.10	
Fabian, William F.	1963	5	16	.868	3.20	
Frazee, Jeff	2006-08	46	110	.901	2.53	26-13-3
Fritsinger, Al	1988-89	11	15	.826	5.67	1-1-0
Green, Steve	1993-94	1	0	1.000	0.00	0-0-0
Groth, Roger W.	1963	26	76	.894	2.92	
Hastings, Douglas D.	1972-73	23	99	.881	4.25	
Hauser, Adam	1999-2002	151	421	.899	2.86	83-50-16
Holt, Charles W.	1967	5	34	.776	6.80	
Janaszak, Steve J.	1976-79	90	344	.898	3.94	50-31-5
Jetland, James K.	1979-82	61	206	.871	3.97	37-16-1
Johnson, Justin	2002-05	46	103	.890	2.88	22-9-3
Joswiak, Paul R.	1977-78	24	101	.883	4.23	13-10-1
Kangas, Alex	2008-11	108	271	.912	2.56	47-41-16
Kremer, Jake	2009-	0	0	.000	0.00	0-0-0
LaRue, Rob	1999	5	2	.943	1.91	0-0-0
Larson, Michael J.	1961-62	48	155	.888	3.23	
Lechtman, Michael	1967	6	36	.850	4.68	
Lothrop, John L.	1964-66	83	328	.883	3.96	
Marvin, Willy	1997	7	4	.826	3.88	0-0-0
Mattson, James V.	1952-55	91	265	.895	2.87	
McCartan, John "Jack" W.	1956-58	67	199	.908	2.95	
McLachlan, Murray C.	1968-70	82	269	.902	3.30	
Moen, Jeff	1993-96	53	149	.882	3.14	28-17-4
Moen, William L.	1974-75	14	61	.867	4.10	
Mohr, Thomas H.	1976	12	33	.905	2.70	8-3-1
Nelson, Scott	1990	5	9	.862	3.20	2-1-0
Newman, Thomas	1990-93	91	259	.869	3.44	50-20-6
Ostby, Paul R.	1981-82	25	80	.902	3.20	14-8-1
Patterson, Kent	2009-	15	30	.909	2.82	2-6-2
Pietrangelo, Frank	1983-86	85	274	.882	3.51	51-23-4
Pulicicchio, Fred R.	1954-55	9	16	.890	1.60	
Roussopoulos, Peter J.	1967	12	49	.873	4.08	
Samargia, Pete	2000-01	11	19	.893	2.81	1-3-0
Shelstad, Bradley J.	1971-74	77	276	.896	3.50	
Solei, Brent	2005-08	1	1	.966	1.00	1-0-0
Stauber, Robb	1987-89	98	264	.906	2.77	73-23-0
Steinweg, Charles A.	1960-62	27	93	.883	3.65	
Stolp, Jeff	1989-92	94	258	.880	3.13	56-20-6
Thayer, J. Larry	1975	23	61	.904	2.60	19-3-1
Tscherne, Jeff A.	1975-77	53	194	.890	3.80	32-19-1
Vacanti, Michael J.	1983-84	30	84	.899	3.13	18-6-2
Vaia, Donald E.	1956-57, 59	33	106	.903	3.40	
Weber, Travis	2002-03	44	108	.896	2.64	24-8-7
Young, Erik	2000	3	11	.851	4.76	0-3-0

This all-time numbers list is based on rosters from 1948-present.

#1		Sam Lofquist (Somerset, Wis.)	2008-09	William Suss (Minneapolis, Minn.)	1965-66
Michael Shibrowski (Edina, Minn.)	2011-	Chris Harrington (St. Cloud, Minn.)	2002-06	Richard Bloom (Warroad, Minn.)	1963-65
Jeff Frazee (Burnsville, Minn.)	2005-08	Jordan Leopold (Golden Valley, Minn.)	1998-2002	David Brooks (St. Paul, Minn.)	1962-63
Adam Hauser (Bovey, Minn.)	1998-2002	Michael Alpine (South St. Paul, Minn.)	1992-94	James Nyholm (Minneapolis, Minn.)	1961-62
Robb Stauber (Duluth, Minn.)	1986-89	David Norquai (St. Paul, Minn.)	1990-91	Richard Alm (Minneapolis, Minn.)	1960-61
Frank Pietrangelo (Port Robinson, Ont.)	1982-86	Jeff Pauletti (Hastings, Minn.)	1986-90	Richard Young (North St. Paul, Minn.)	1959-60
James Jetland (Grand Rapids, Minn.)	1979-82	Wally Chapman (Edina, Minn.)	1983-86	Herb Brooks (St. Paul, Minn.)	1958-59
Steve Janaszak (White Bear Lake, Minn.)	1975-79	Brian Zins (Hoyt Lakes, Minn.)	1980-83	Markus Jorde (Thief River Falls, Minn.)	1955-58
William Moen (Proctor, Minn.)	1974-75	Steve Pepper (Edina, Minn.)	1977-80	Bruce Shutte (Eveleth, Minn.)	1953-55
Brad Shelstad (Minneapolis, Minn.)	1970-74	Joe Micheletti (Hibbing, Minn.)	1974-77	Russell Strom (Duluth, Minn.)	1951-52
Ronald Docken (Minneapolis, Minn.)	1967-70	Bill Butters (White Bear Lake, Minn.)	1970-73	Gordon Watters (Winnipeg, Man.)	1950-51
Peter Roussopoulos (West St. Paul, Minn.)	1966-67	Steve Ross (International Falls, Minn.)	1967-70	Henry Adams (Minneapolis, Minn.)	1949-50
Al Wiederhold (St. Paul, Minn.)	1965-66	Donald Fraser (Toronto, Ont.)	1966-67	Roland DePaul (Eveleth, Minn.)	1948-49
Charles Holt (Minneapolis, Minn.)	1965-67	Doug Woog (South St. Paul, Minn.)	1963-66		
James Anderson (Minneapolis, Minn.)	1965-66	Gary Schmalzbauer (St. Paul, Minn.)	1962-63	#6	
Tom Hoff (Minneapolis, Minn.)	1964-65	Gerald Westby (Minneapolis, Minn.)	1959-62	Jake Parenteau (Shafer, Minn.)	2010-
Gary McAlpine (South St. Paul, Minn.)	1963-64	Larry Alm (Minneapolis, Minn.)	1956-59	R.J. Anderson (Lino Lakes, Minn.)	2005-09
John Lothrop (Coleraine, Minn.)	1963-66	George Jetty (Hibbing, Minn.)	1953-56	Judd Stevens (Wayzata, Minn.)	2001-05
James Boosalis (Minneapolis, Minn.)	1963-64	Charles Kyle Peterson (St. Paul, Minn.)	1951-53	Brad Timmons (Circle Pines, Minn.)	1998-99
Roger Groth (St. Paul, Minn.)	1962-63	Robert Nyhus (Duluth, Minn.)	1950-51	Charlie Wasley (Edina, Minn.)	1992-96
William Fabian (St. Paul, Minn.)	1962-63	Dennis Bergman (Winnipeg, Man.)	1948-49	Andrew Mills (Minneapolis, Minn.)	1990-92
Michael Larson (St. Paul, Minn.)	1961-62			Lance Pittick (New Hope, Minn.)	1986-90
Ronald Braatz (St. Paul, Minn.)	1961-62	#4		Tony Kellin (Grand Rapids, Minn.)	1985-86
Charles Steinweg (Edina, Minn.)	1959-62	Seth Helgeson (Faribault, Minn.)	2009-	Tom Parenteau (North St. Paul, Minn.)	1981-85
Dick Gaudette (Minneapolis, Minn.)	1958-59	Stu Bickel (Chanhassen, Minn.)	2007-08	Judd Meadows (Hibbing, Minn.)	1979-81
Mike Doyle (Minneapolis, Minn.)	1957-61	Erik Johnson (Bloomington, Minn.)	2006-07	Bill Baker (Grand Rapids, Minn.)	1975-79
Charles Holmes (Minneapolis, Minn.)	1956-57	P.J. Atherton (Edina, Minn.)	2002-06	Les Auge (St. Paul, Minn.)	1971-75
Don Vaia (Hibbing, Minn.)	1954-57, 58-59	Dylan Mills (Duluth, Minn.)	1997-2001	Walter Olds (Baudette, Minn.)	1968-71
Jack McCartan (St. Paul, Minn.)	1954-58	Brian LaFleur (Bloomington, Minn.)	1994-97	Patrick Dufour (St. Louis Park, Minn.)	1966-68
Fred Pulicicchio (Int'l Falls, Minn.)	1953-55, 57-58	Chris McAlpine (Roseville, Minn.)	1990-94	Bruce Larson (St. Paul, Minn.)	1963-66
Warren Strelow (St. Paul, Minn.)	1952-53	Brett Nelson (White Bear Lake, Minn.)	1984-89	Len Lilyholm (Robbinsdale, Minn.)	1960-63
Jim Mattson (St. Louis Park, Minn.)	1951-55	Robert Alexander (Apple Valley, Minn.)	1983-84	Roger Benson (Winnona, Minn.)	1956-58
Lawrence Ross (Duluth, Minn.)	1951-52	Gino Peluso (Pengilly, Minn.)	1979-83	James Rantz (St. Paul, Minn.)	1957-60
George McCormack (Fort William, Ont.)	1951-52	Michael Ramsey (Minneapolis, Minn.)	1978-79	Richard Johnson (Minneapolis, Minn.)	1954-56
Robert Moran (Minneapolis, Minn.)	1950-51	Robin Larson (Roseville, Minn.)	1974-78	Dick Dougherty (International Falls, Minn.)	1951-54
Kenneth Austin (Roseau, Minn.)	1948-49	Frank Sanders (North St. Paul, Minn.)	1968-71	Calvin Engelstad (Hallock, Minn.)	1950-51
		Charles Norby (Grand Forks, N.D.)	1966-68	James Alley (Roseau, Minn.)	1948-49
		Frank Zywiec (St. Paul, Minn.)	1963-66		
#2		Stu Westby (Minneapolis, Minn.)	1961-63		
Kevin Wehrs (Plymouth, Minn.)	2007-11	Dale Olson (Roseau, Minn.)	1960-61	#7	
Peter Kennedy (Brookfield, N.S.)	2002-06	Gerald Melynychuk (Fort Frances, Ont.)	1957-60	Kyle Rau (Eden Prairie, Minn.)	2011-
Mark Nowakich (Plymouth, Minn.)	1998-2001	Bill Swanson (Minneapolis, Minn.)	1954-55, 56-57	Patrick White (Grand Rapids, Minn.)	2007-11
Greg Zwakam (Edina, Minn.)	1992-96	Ken Yackel, Sr. (St. Paul, Minn.)	1951-53	Gino Guyer (Coleraine, Minn.)	2002-06
Sean Fabian (St. Paul, Minn.)	1987-92	Leo Goslin (Minneapolis, Minn.)	1950-51	Erik Westrum (Apple Valley, Minn.)	1998-2001
Barry Nelson (Willmar, Minn.)	1985-87	John O'Brien (Winnipeg, Man.)	1948-49	Ryan Kraft (Moorhead, Minn.)	1994-98
Tom Ward (Richfield, Minn.)	1983-85			Darby Hendrickson (Richfield, Minn.)	1991-93
Eric Lempe (Grand Rapids, Minn.)	1982-83	#5		Thomas Pederson (Bloomington, Minn.)	1988-91
Scott Richart (New Brighton, Minn.)	1980-83	Blake Thompson (Eden Prairie, Minn.)	2011-	Paul Broten (Roseau, Minn.)	1985-88
John Muskat (Duluth, Minn.)	1980-82	Nick Leddy (Eden Prairie, Minn.)	2009-10	Richard Erdall (Minneapolis, Minn.)	1981-85
Peter Hayek (Robbinsdale, Minn.)	1976-80	Derek Peltier (Plymouth, Minn.)	2004-08	Neal Broten (Roseau, Minn.)	1980-81
Brad Morrow (Anoka, Minn.)	1973-76	Jon Waibel (Baudette, Minn.)	2000-04	Scott Lynch (North St. Paul, Minn.)	1979-80
Bruce McIntosh (Eden Prairie, Minn.)	1969-71	Ryan Trebil (Bloomington, Minn.)	1997-2000	Rob McClanahan (St. Paul, Minn.)	1976-79
Donald Fraser (Toronto, Ont.)	1968-69	Dan Trebil (Bloomington, Minn.)	1992-96	Donald Madison (Grand Rapids, Minn.)	1975-76
Richard Paradise (St. Paul, Minn.)	1965-68	Nick Gerebi (Roseville, Minn.)	1989-92	Michael Polich (Hibbing, Minn.)	1971-75
Jerry Edman (Cloquet, Minn.)	1964-65	Steve Orth (St. Cloud, Minn.)	1984-88	Ronald Peltier (St. Paul, Minn.)	1968-71
David Metzner (South St. Paul, Minn.)	1963-64	Gary Shopez (Minneapolis, Minn.)	1983-84	Greg Hughes (St. Paul, Minn.)	1966-68
Lou Nanne (Sault Ste. Marie, Ont.)	1960-63	Steve Schoen (New Hope, Minn.)	1981-83	Charles Norby (Grand Forks, N.D.)	1965-66
James Westby (Minneapolis, Minn.)	1957-58	Michael Knoke (Minneapolis, Minn.)	1979-81	Larry Stordahl (Roseau, Minn.)	1961-65
Jack Petroske (Hibbing, Minn.)	1953-55, 56-57	Joseph Baker (White Bear Lake, Minn.)	1974-79	Robert Wasko (St. Paul, Minn.)	1959-60
Tom Wegleitner (St. Paul, Minn.)	1950-53	John Thoenke (Roseville, Minn.)	1970-72	Doug Larson (Minneapolis, Minn.)	1958-59
Calvin Engelstad (Hallock, Minn.)	1948-50	Patrick Westrum (Minneapolis, Minn.)	1968-70	Terry Bartholome (St. Louis Park, Minn.)	1956-58
		Donald Fraser (Toronto, Ont.)	1967-68	Ken Wellen (Roseau, Minn.)	1955-57
		Richard Chopp (Grand Rapids, Minn.)	1966-67	John Delaney (White Bear Lake, Minn.)	1954-55
				Ben Maloney (St. Paul, Minn.)	1953-54
#3					
Chris Student (Edina, Minn.)	2011-				

Don Antonuk (Calgary, Alberta)	1951-52	Mike Anderson (Bloomington, Minn.)	1995-99	Paul Holmgren (St. Paul, Minn.)	1974-75
Edwin Broughton (Roseau, Minn.)	1950-51	Scott Bell (Inver Grove Hts, Minn.)	1990-93, 94-95	Michael Antonovich (Calumet, Minn.)	1969-72
#8		Randy Skarda (West St. Paul, Minn.)	1986-89	Michael Kurtz (St. Paul, Minn.)	1968-69
<i>Number retired in honor of John Mayasich</i>		Tom Ward (Richfield, Minn.)	1985-86	John Jesky (St. Paul, Minn.)	1967-69
Brett Abrahamson (Oakdale, Minn.)	1995-98	Paul Broten (Roseau, Minn.)	1984-85	Michael Crupi (St. Paul, Minn.)	1965-67
Joseph Pankratz (Bloomington, Minn.)	1994-95	Scott Knutson (Roosevelt, Minn.)	1982-84	Frank Falkman (St. Paul, Minn.)	1963-65
Eric Means (Rochester, Minn.)	1991-94	Paul Butters (Rochester, Minn.)	1981-82	Richard Kasner (Minneapolis, Minn.)	1962-63
Ken Gemander (Coleraine, Minn.)	1987-91	Aaron Broten (Roseau, Minn.)	1979-81	Don Norquai (St. Paul, Minn.)	1961-62
Eric Lempe (Grand Rapids, Minn.)	1983-84	Eric Strobel (Rochester, Minn.)	1976-79	Jerry Norman (Eveleth, Minn.)	1960-61
Corey Millen (Cloquet, Minn.)	1982-83, 84-87	Warren Miller (South St. Paul, Minn.)	1973-76	Dave Rovick (Minneapolis, Minn.)	1958-60
David Dillon (Bloomington, Minn.)	1979-82	James Ebbitt (Montreal, Que.)	1970-71	Dave Rodda (Eveleth, Minn.)	1955-58
Perry Ardito (Sault Ste. Marie, Ont.)	1977-79	Larry Paradise (St. Paul, Minn.)	1967-70	Gary Bergseng (Minneapolis, Minn.)	1954-55
Randy Lucas (St. Paul Park, Minn.)	1976-77	Jerry Trooien (St. Paul, Minn.)	1966-67	Wendell Anderson (St. Paul, Minn.)	1952-54
Tom Dorn (Thief River Falls, Minn.)	1974-76	Jack Thoenke (Roseville, Minn.)	1965-66	Frank Larson (St. Paul, Minn.)	1950-52
Dick Spannbauer (St. Paul, Minn.)	1972-74	Roy Nystrom (Eveleth, Minn.)	1963-65	Jerry Lindegard (Hallock, Minn.)	1948-49
Doug Peltier (St. Paul, Minn.)	1969-72	David Metzen (South St. Paul, Minn.)	1962-63	#13	
Craig Sarnier (North St. Paul, Minn.)	1968-69	William Ramsay (Minneapolis, Minn.)	1961-62	Nico Sacchetti (Virginia, Minn.)	2008-
Gary Gambucci (Hibbing, Minn.)	1965-68	James Stordahl (Roseau, Minn.)	1960-61	Ben Gordon (International Falls, Minn.)	2004-08
Patrick Furlong (Hibbing, Minn.)	1963-65	Stuart Anderson (St. Paul, Minn.)	1958-60	Keith Ballard (Baudette, Minn.)	2001-04
Larry Stordahl (Roseau, Minn.)	1961-63	Mike Pearson (Fort Frances, Ont.)	1955-58	Nate Miller (Anoka, Minn.)	1996-2000
James Johnson (Edina, Minn.)	1960-61	James Carroll (White Bear Lake, Minn.)	1954-55	Jay Moser (Cottage Grove, Minn.)	1994-96
Mervyn Meredith (Minneapolis, Minn.)	1959-60	Bob Johnson (Minneapolis, Minn.)	1952-54	Brandon Steege (Burnsville, Minn.)	1991-94
Richard Alm (Minneapolis, Minn.)	1958-60	William Newman (Portage la Prairie, Man.)	1951-52	Craig Johnson (St. Paul, Minn.)	1990-91
Bob Turk (St. Paul, Minn.)	1955-58	George Keys (St. Paul, Minn.)	1950-51	Craig Mack (East Grand Forks, Minn.)	1984-87
John Mayasich (Eveleth, Minn.)	1951-55	Ken Troumby (Taconite, Minn.)	1948-50	James MacKay (Pembina, N.D.)	1965-66
John Amatuzio (Duluth, Minn.)	1950-51	#11		William Ronning (Minneapolis, Minn.)	1964-65
Howard Johnson (St. Paul, Minn.)	1948-49	Sam Warning (Chesterfield, Mo.)	2011-	Richard Swenson (Minneapolis, Minn.)	1963-64
#9		Mike Hoeffel (North Oaks, Minn.)	2007-11	Tom McCoy (Minneapolis, Minn.)	1961-63
Taylor Matson (Mound, Minn.)	2008-	Nate Hagemo (Edina, Minn.)	2004-06	Oscar Mahle (International Falls, Minn.)	1960-61
Kyle Okposo (St. Paul, Minn.)	2006-08	Dan Welch (Hastings, Minn.)	2002-03	Roger Bertelson (St. Paul, Minn.)	1957-58
Andy Sertich (Coleraine, Minn.)	2002-06	Erik Wendell (Brooklyn Park, Minn.)	1998-2002	Bob Nyhus (Duluth, Minn.)	1949-50
John Pohl (Red Wing, Minn.)	1998-2002	Dave Spehar (Duluth, Minn.)	1996-98	#14	
Casey Hankinson (Edina, Minn.)	1994-98	Bobby Dustin (Roseville, Minn.)	1992-96	Tom Serratore (Colorado Springs, Colo.)	2010-
Joe Dziedzic (Minneapolis, Minn.)	1990-94	Dean Williamson (Edina, Minn.)	1988-90	Justin Bostrom (Vadnais Heights, Minn.)	2005-09
Peter Hankinson (Edina, Minn.)	1986-90	Todd Okerlund (Burnsville, Minn.)	1983-87	Jake Taylor (Byron, Minn.)	2003-04
Tom Chorske (Minneapolis, Minn.)	1985-86	Steve Griffith (Roseville, Minn.)	1979-83	Chad Roy (Duluth, Minn.)	1999-03
Mike Guentzel (Marble, Minn.)	1984-85	Steve Christoff (Richfield, Minn.)	1976-79	Cory Miller (Bloomington, Minn.)	1996-99
Steve MacSwain (Anchorage, Alaska)	1983-84	Patrick Phippen (Roseville, Minn.)	1973-76	Wyatt Smith (Warroad, Minn.)	1995-96
Ben Belde (St. Paul, Minn.)	1980-83	James Gambucci (Grand Forks, N.D.)	1970-73	Craig Johnson (St. Paul, Minn.)	1991-93
Tim Herrer (Bloomington, Minn.)	1976-80	Richard Yurich (Sault Ste. Marie, Ont.)	1968-70	Trent Klatt (Osseo, Minn.)	1989-91
Tom Youngmans (St. Paul, Minn.)	1974-76	Robert Shattuck (St. Paul, Minn.)	1965-68	Jay Cates (Stillwater, Minn.)	1985-88
Craig Sarnier (North St. Paul, Minn.)	1969-71	Richard Haigh (St. Paul, Minn.)	1963-65	Sean Regan (North St. Paul, Minn.)	1984-85
Peter Fichuk (International Falls, Minn.)	1966-69	Gary Bloedel (St. Paul, Minn.)	1962-63	John LaBatt (Minnetonka, Minn.)	1983-84
Lorne Grosso (Sault Ste. Marie, Ont.)	1964-66	Larry Smith (Minneapolis, Minn.)	1959-62	Butsy Erickson (Roseau, Minn.)	1979-83
Dean Carlson (Minneapolis, Minn.)	1963-64	Wayne Meredith (Minneapolis, Minn.)	1958-60	Neal Broten (Roseau, Minn.)	1978-79
Tom Morse (International Falls, Minn.)	1962-63	Dick Burg (Minneapolis, Minn.)	1955-58	Mark Lambert (St. Paul, Minn.)	1974-78
Richard Young (North St. Paul, Minn.)	1960-62	Dick Meredith (Minneapolis, Minn.)	1951-55	Thomas Sathre (Minneapolis, Minn.)	1970-71
Jerry Norman (Eveleth, Minn.)	1958-59	Ruben Bjorkman (Roseau, Minn.)	1950-51	Michael Kurtz (St. Paul, Minn.)	1969-70
Herb Brooks (St. Paul, Minn.)	1956-58	John Bonner (Virginia, Minn.)	1948-50	Scott Buchan (White Bear Lake, Minn.)	1968-69
Ray Karnuth (St. Paul, Minn.)	1955-56	#12		David Roddy (Bloomington, Minn.)	1967-68
Peter Passolt (Minneapolis, Minn.)	1954-55	Justin Holl (Tonka Bay, Minn.)	2010-	Keith Boin (International Falls, Minn.)	1966-67
Jack Delaney (White Bear Lake, Minn.)	1953-54	Tony Lucia (Plymouth, Minn.)	2006-10	Greg Hughes (St. Paul, Minn.)	1965-66
Richard Hedenstrom (St. Paul, Minn.)	1952-53	Matt Koalska (St. Paul, Minn.)	2000-01	Craig Hughes (Warroad, Minn.)	1963-65
George Keys (St. Paul, Minn.)	1951-52	Doug Meyer (Bloomington, Minn.)	1998-2000	Craig Falkman (St. Paul, Minn.)	1962-63
Earl Glidden (Hallock, Minn.)	1950-51	Rico Pagel (Minnetonka, Minn.)	1996-97	Gary Schmalzbauer (St. Paul, Minn.)	1960-62
Robert Harris (Roseau, Minn.)	1948-50	Jason Seils (St. Paul, Minn.)	1994-96	Larry Johnson (Edina, Minn.)	1959-60
#10		Brian La Fleur (Bloomington, Minn.)	1993-94	Roger Benson (Winona, Minn.)	1958-59
Ben Marshall (Mahtomedi, Minn.)	2011-	Cory Laylin (St. Cloud, Minn.)	1988-92	John Delmore (Roseau, Minn.)	1956-58
Aaron Ness (Roseau, Minn.)	2008-11	David Grannis (South St. Paul, Minn.)	1984-88	Terry Bartholome (St. Louis Park, Minn.)	1955-56
Alex Goligoski (Grand Rapids, Minn.)	2004-07	David Preuss (White Bear Lake, Minn.)	1981-84	Jack Knip (Minneapolis, Minn.)	1954-55
Paul Martin (Elk River, Minn.)	2000-03	Michael Reilly (Roseville, Minn.)	1979-81	Jack Monahan (Minneapolis, Minn.)	1953-54
		Phil Verchota (Duluth, Minn.)	1975-79	Peter Steuerwald (Taconite, Minn.)	1952-53

John Reidhead (Wayzata, Minn.) 1951-52
James Sedin (St. Paul, Minn.) 1950-51

#15

Joe Miller (Plymouth, Minn.) 2008-
Mike Vannelli (St. Paul, Minn.) 2003-07
Mike Erickson (Eden Prairie, Minn.) 2001-02
Stuart Senden (Alexandria, Minn.) 1997-2001
Ryan Trebil (Bloomington, Minn.) 1996-97
Clint Johnson (Duluth, Minn.) 1994-95
Steve Magnusson (Dayton, Minn.) 1991-94
Jake Enebak (Northfield, Minn.) 1988-91
Christopher May (Minneapolis, Minn.) 1986-88
Eric Lempe (Grand Rapids, Minn.) 1984-86
James Malwitz (Grand Rapids, Minn.) 1981-84
David Terwilliger (Edina, Minn.) 1977-81
Tom Vannelli (St. Paul, Minn.) 1974-77
Donald Dumais (Silver Bay, Minn.) 1969-72
Richard Nelson (Grand Forks, N.D.) 1968-69
Tom Phillips (Minneapolis, Minn.) 1967-68
John Dale (St. Paul, Minn.) 1964-67
Ron Constantine (Eveleth, Minn.) 1960-63
Roger Rovick (Minneapolis, Minn.) 1958-60
William Pedersen (St. Paul, Minn.) 1957-58
Chet Lundsten (Williams, Minn.) 1955-57
Herbert Sellars (Hibbing, Minn.) 1954-55
Bill McKenzie (Virginia, Minn.) 1953-54
James Tschida (Minneapolis, Minn.) 1951-53
Charles Massie (Minneapolis, Minn.) 1950-51

#16

Nate Condon (Wausau, Wis.) 2010-
Mike Carman (Apple Valley, Minn.) 2006-10
Ryan Potulny (Grand Forks, N.D.) 2003-06
Nick Anthony (Faribault, Minn.) 1999-2003
Tom Nevers (Edina, Minn.) 1995-96
Brandon Steege (Burnsville, Minn.) 1994-95
John Brill (Grand Rapids, Minn.) 1989-93
Todd Richards (Crystal, Minn.) 1985-89
Roger Bowe (Lauderdale, Minn.) 1983-85
Tom Ward (Richfield, Minn.) 1982-83
Mark Huglen (Roseau, Minn.) 1980-82
Paul Lundeen (Minneapolis, Minn.) 1979-80
Dean Blais (International Falls, Minn.) 1969-73
David Roddy (Bloomington, Minn.) 1968-69
Richard Yurich (Sault Ste. Marie, Ont.) 1967-68
James Branch (Richfield, Minn.) 1964-67
James Anderson (Minneapolis, Minn.) 1963-64
Roy Nystrom (Eveleth, Minn.) 1962-63
David Metzgen (South St. Paul, Minn.) 1961-62
Dale Rasmussen (Minneapolis, Minn.) 1959-61
Roger Benson (Winona, Minn.) 1959-60
Gary Alm (Minneapolis, Minn.) 1955-56, 57-59
Stan Hubbard (Minneapolis, Minn.) 1953-54
Charles Logan (Minneapolis, Minn.) 1951-52
Russell Strom (Duluth, Minn.) 1949-51
James Sedin (St. Paul, Minn.) 1948-49

#17

Seth Ambroz (New Prague, Minn.) 2011-
Jacob Cepis (Parma, Ohio) 2009-11
Blake Wheeler (Plymouth, Minn.) 2005-08
Garrett Smaagaard (Eden Prairie, Minn.) 2001-05
Wyatt Smith (Warroad, Minn.) 1996-99

David Larson (St. Paul, Minn.) 1992-96
Larry Olimb (Warroad, Minn.) 1988-92
Tom Chorske (Minneapolis, Minn.) 1986-87
John Labatt (Minnetonka, Minn.) 1984-86
Sean Regan (North St. Paul, Minn.) 1983-84
Wally Chapman (Edina, Minn.) 1982-83
Brian Thoresen (Minnetonka, Minn.) 1981-82
Paul Lundeen (Minneapolis, Minn.) 1980-81
Don Micheletti (Hibbing, Minn.) 1976-80
Russell Anderson (Minneapolis, Minn.) 1974-76
Steve Hall (Minneapolis, Minn.) 1968-71
James Johnson (Minneapolis, Minn.) 1967-68
Dennis Zacho (White Bear Lake, Minn.) 1966-67
Bruce Melander (Minneapolis, Minn.) 1964-66
Michael Alm (Minneapolis, Minn.) 1963-65
John Delmore (Roseau, Minn.) 1961-62
Larry Smith (Minneapolis, Minn.) 1958-59
Stuart Anderson (St. Paul, Minn.) 1957-58
Robert Schmidt (St. Paul, Minn.) 1954-57
Gene Campbell (Minneapolis, Minn.) 1951-54
Melvin Peterson (Eveleth, Minn.) 1950-51
Ruben Bjorkman (Roseau, Minn.) 1948-49

#18

Nick Larson (Stillwater, Minn.) 2008-
Jim O'Brien (Maplewood, Minn.) 2006-07
Kris Chucko (Burnaby, B.C.) 2004-06
Grant Potulny (Grand Forks, N.D.) 2000-04
Aaron Miskovich (Grand Rapids, Minn.) 1997-98
Andy Brink (Bemidji, Minn.) 1993-96
John O'Connell (Apple Valley, Minn.) 1991-93
Jeff Nielsen (Grand Rapids, Minn.) 1990-91
Dave Snuggerud (Minnetonka, Minn.) 1985-87, 88-89
William Yon (Roseau, Minn.) 1981-85
Steve Ulseth (Roseville, Minn.) 1977-81
Tom Gorence (St. Paul, Minn.) 1975-77
James McCoy (Colorado Springs, Colo.) 1973-75
James Knutson (Edina, Minn.) 1969-73
Mark Barbato (Hibbing, Minn.) 1968-69
Scott Buchan (White Bear Lake, Minn.) 1967-68
Jerry Christenson (Lauderdale, Minn.) 1966-67
Tom Toebe (Roseville, Minn.) 1964-66
Rolf Vinnes (St. Paul, Minn.) 1964-65
William Ramsay (Minneapolis, Minn.) 1962-64
Wayne Meredith (Minneapolis, Minn.) 1960-62
Murray Williamson (Winnipeg, Man.) 1956-59
Ken Yackel, Sr. (St. Paul, Minn.) 1954-56
Parker Strom (Hallock, Minn.) 1952-53
Pete Steuerwald (Taconite, Minn.) 1951-52
Donald Bodin (Duluth, Minn.) 1950-51
Ruben Bjorkman (Roseau, Minn.) 1949-50
Bud Frick (Winnipeg, Man.) 1948-49

#19

Erik Hauila (Pori, Finland) 2010-
Jordan Schroeder (Prior Lake, Minn.) 2008-10
Evan Kaufmann (Plymouth, Minn.) 2006-08
Danny Irmen (Fargo, N.D.) 2003-06
Matt DeMarchi (Bemidji, Minn.) 1999-2003
Reggie Berg (Anoka, Minn.) 1995-99
Justin McHugh (Minnetonka, Minn.) 1991-95
Ben Hankinson (Edina, Minn.) 1987-91
Steve MacSwain (Anchorage, Alaska) 1985-87
Tony Kellin (Grand Rapids, Minn.) 1982-85

Kevin Hartzell (St. Paul, Minn.) 1978-82
Robert Fish (Warroad, Minn.) 1975-78
Robert Harris (Roseau, Minn.) 1971-75
Bart Buetow (St. Paul, Minn.) 1969-72
James Ebbitt (Montreal, Que.) 1969-70
William Klatt (St. Paul, Minn.) 1966-69
Barry Bloomgren (Richfield, Minn.) 1965-66
John Torrell (Eveleth, Minn.) 1964-65
Lorne Grosso (Sault Ste. Marie, Ont.) 1963-64
Dave Brooks (St. Paul, Minn.) 1960-62
Myron Grafstrom (Roseau, Minn.) 1957-60
Earl Glidden (Hallock, Minn.) 1951-52
Jerome Reichel (Minneapolis, Minn.) 1950-51
Robert Moran (Minneapolis, Minn.) 1949-50
John McEwen (Port Arthur, Ont.) 1948-49

#20

Mark Alt (St. Paul, Minn.) 2010-
David Fischer (Apple Valley, Minn.) 2006-10
Evan Kaufmann (Plymouth, Minn.) 2004-06
Joey Martin (Rogers, Minn.) 2000-04
Shawn Roed (White Bear Lake, Minn.) 1999-2000
Mike Crowley (Bloomington, Minn.) 1994-97
Jeff Nielsen (Grand Rapids, Minn.) 1991-94
Lance Werness (Burnsville, Minn.) 1987-91
Blaine Rude (Fergus Falls, Minn.) 1986-87
Michael Anderson (Maplewood, Minn.) 1982-86
Jeff Teal (Rochester, Minn.) 1978-82
James Boo (Mahtomedi, Minn.) 1975-78
Tom Dahlheim (Bloomington, Minn.) 1972-75
John Harris (Roseau, Minn.) 1970-74
Thomas Sathre (Minneapolis, Minn.) 1969-70
Robert Gustafson 1968-69
Patrick Westrum (Minneapolis, Minn.) 1967-68
William Suss (Minneapolis, Minn.) 1966-67
Mark Ryman (Minneapolis, Minn.) 1963-66
Richard Bloom (Warroad, Minn.) 1960-62
Tom Morse (International Falls, Minn.) 1960-62
Elmer Walls (International Falls, Minn.) 1958-59
Dave Watts (Oldwick, N.J.) 1957-58
Bob Meredith (Minneapolis, Minn.) 1953-56
Wendell Anderson (St. Paul, Minn.) 1951-52
Leonard Johnson (Minneapolis, Minn.) 1950-51
Robert Fleming (Winnipeg, Man.) 1948-49

#21

Jake Hansen (White Bear Lake, Minn.) 2008-
Tom Pohl (Red Wing, Minn.) 2004-08
Troy Riddle (Minneapolis, Minn.) 2000-04
Mike Lyons (St. Paul, Minn.) 1996-2000
Brian Bonin (White Bear Lake, Minn.) 1992-96
Mike Muller (Plymouth, Minn.) 1990-92
Tom Chorske (Minneapolis, Minn.) 1988-89
Eric Dornfeld (Stillwater, Minn.) 1985-87
Kurt Larson (Moorhead, Minn.) 1982-85
Erik Evans (Red Wing, Minn.) 1981-82
Bart Larson (Bloomington, Minn.) 1978-81
Bruce Lind (Richfield, Minn.) 1975-78
Tim Carlson (Edina, Minn.) 1971-75
Dixon Shelstad (Minneapolis, Minn.) 1970-73
Murray McLachlan (Toronto, Ont.) 1967-70
Dennis Zacho (White Bear Lake, Minn.) 1964-66
John Torrell (Eveleth, Minn.) 1963-64
Pete Lintula (Sparta, Minn.) 1962-63

Elmer Walls (International Falls, Minn.)	1959-60
Tom Riley (International Falls, Minn.)	1955-59
Dick Johnson (Minneapolis, Minn.)	1953-54
George Roehrdanz (Minneapolis, Minn.)	1952-53
Jerome Reichel (Minneapolis, Minn.)	1951-52
Kyle Peterson (Minneapolis, Minn.)	1950-51

#22

Travis Boyd (Hopkins, Minn.)	2011-
Max Gardiner (Edina, Minn.)	2010-11
Ryan Flynn (Lino Lakes, Minn.)	2006-10
Brent Borgen (Mahtomedi, Minn.)	2004-06
Jeff Taffe (Hastings, Minn.)	1999-2002
Ben Clymer (Bloomington, Minn.)	1996-98
Jesse Bertogliat (Cloquet, Minn.)	1992-96
Trent Klatt (Osseo, Minn.)	1991-92
Grant Bischoff (Grand Rapids, Minn.)	1987-91
Michael Luckraft (Burnsville, Minn.)	1985-87
Craig Mack (East Grand Forks, Minn.)	1983-84
Thomas Hirsch (Minneapolis, Minn.)	1981-83
BradOSHan (Hastings, Minn.)	1977-81
Ken Yackel, Jr. (South St. Paul, Minn.)	1974-77
Mark Barbato (Hibbing, Minn.)	1969-71
Jerry Norman (Eveleth, Minn.)	1959-60
Richard Young (North St. Paul, Minn.)	1958-59
John Newkirk (Minneapolis, Minn.)	1955-58
Rodney Magnuson (St. Paul, Minn.)	1954-55
Jack Erickson (Thief River Falls, Minn.)	1953-54
Linder Peterson (Minneapolis, Minn.)	1952-54
James Sedin (St. Paul, Minn.)	1949-50

#23

Jared Larson (Apple Valley, Minn.)	2010-
Josh Birkholz (Maple Grove, Minn.)	2009-10
Tyler Hirsch (Bloomington, Minn.)	2002-06
Dan Welch (Hastings, Minn.)	1999-2000, 01-02
Dan Woog (St. Paul, Minn.)	1992-97
Doug Zmolek (Rochester, Minn.)	1989-91
Frank Gersch (Duluth, Minn.)	1986-88
Roger Bowe (Lauderdale, Minn.)	1985-86
Tom Rothstein (Grand Rapids, Minn.)	1980-85
John Meredith (Minneapolis, Minn.)	1976-80
Bryan Fredrickson (Minneapolis, Minn.)	1973-76
John Matschke (White Bear Lake, Minn.)	1970-74

#24

Zach Budish (Edina, Minn.)	2009-
Michael Dorr (Roseville, Minn.)	2008
Mike Howe (St. Cloud, Minn.)	2004-08
Matt Koalska (St. Paul, Minn.)	2001-04
Ben Tharp (Hastings, Minn.)	1999-01
Bill Kohn (Roseville, Minn.)	1995-2000
John Hillman (Blaine, Minn.)	1993-94
Travis Richards (Crystal, Minn.)	1989-93
David Espe (White Bear Lake, Minn.)	1985-89
Steve MacSwain (Anchorage, Alaska)	1984-85
Mike Guentzel (Marble, Minn.)	1981-84
Robert Bergloff (Bloomington, Minn.)	1977-81
Timothy Rainey (Bloomington, Minn.)	1975-77
Buzz Schneider (Babbitt, Minn.)	1973-75
Bruce Carlson (Edina, Minn.)	1970-74
Melvin Peterson (Eveleth, Minn.)	1949-50

#25

Drew Fisher (International Falls, Minn.)	2007-09
Jerrid Reinholz (Ramsey, Minn.)	2002-05
Pat O'Leary (Plymouth, Minn.)	1998-2002
Brent Godbout (Woodbury, Minn.)	1993-95, 96-98
Matthew Stelljes (Osseo, Minn.)	1992-93
Peter Helgeson (Roseau, Minn.)	1991-92
Paul Schwab (Crookston, Minn.)	1990-91
Scott Bloom (Burnsville, Minn.)	1987-90
Gary Shopek (Minneapolis, Minn.)	1984-87
Steve Orth (St. Cloud, Minn.)	1983-84
Michael Harrer (Bloomington, Minn.)	1981-83
Brian Zins (Hoyt Lakes, Minn.)	1978-80
Daniel Bonk (South St. Paul, Minn.)	1975-78
Michael Virant (Aurora, Minn.)	1972-75

#26

Christian Isackson (West St. Paul, Minn.)	2011-
Jay Barriball (Prior Lake, Minn.)	2006-11
Phil Kessel (Madison, Wis.)	2005-06
Thomas Vanek (Graz, Austria)	2002-04
Nick Angell (Duluth, Minn.)	1998-2002
Jason Godbout (Woodbury, Minn.)	1995-98
James Hillman (Blaine, Minn.)	1992-94
Jason Miller (Bloomington, Minn.)	1987-91
Scott Bloom (Burnsville, Minn.)	1986-87
Pat Micheletti (Hibbing, Minn.)	1982-86
Jeff Langevin (St. Paul, Minn.)	1980-82
Wayne Larson (Minneapolis, Minn.)	1977-80
Reed Larson (Minneapolis, Minn.)	1974-77

#27

Nick Bjugstad (Blaine, Minn.)	2010-
Brian Schack (Lino Lakes, Minn.)	2006-10
Barry Tallackson (Detroit Lakes, Minn.)	2001-05
Aaron Miskovich (Grand Rapids, Minn.)	1998-2001
Erik Rasmussen (St. Louis Park, Minn.)	1995-97
Jed Fiebelkorn (Maple Grove, Minn.)	1991-95
Luke Johnson (Brooklyn Park, Minn.)	1987-91
Tim Bergland (Thief River Falls, Minn.)	1983-87
Scott Bjugstad (New Brighton, Minn.)	1979-83
Glen Letourneau (Rochester, Minn.)	1977-79
John Amatuzio (Duluth, Minn.)	1949-50

#28

Cade Fairchild (Duluth, Minn.)	2007-11
Brett MacKinnon (Wayzata, Minn.)	2001-04
Matt Leimbek (Rochester, Minn.)	1997-2001
Clint Johnson (Duluth, Minn.)	1995-96
Jason Godbout (Woodbury, Minn.)	1994-95
Tony Bianchi (Bloomington, Minn.)	1992-94
Eric Means (Rochester, Minn.)	1989-91
Marty Nanne (Edina, Minn.)	1985-88
Richard Geist (St. Paul, Minn.)	1983-85
David Jensen (Crystal, Minn.)	1979-83
Michael Greeder (Mahtomedi, Minn.)	1977-79

#29

Nate Schmidt (St. Cloud, Minn.)	2010-
Ryan Stoa (Bloomington, Minn.)	2005-09
Jake Fleming (Osseo, Minn.)	2001-05
Dax Leepart (Forest Lake, Minn.)	2000-01
Rico Pagel (Minnetonka, Minn.)	1997-2000
Dan Hendrickson (Richfield, Minn.)	1993-97

Thomas Newman (Blaine, Minn.)	1989-93
Travis Richards (Crystal, Minn.)	1988-89
John Blue (San Jose, Calif.)	1985-87
Eric Dornfeld (Stillwater, Minn.)	1984-85
Jeff Larson (White Bear Lake, Minn.)	1981-84
Scott Schreifels (New Brighton, Minn.)	1980-81
Jay Larson (Minneapolis, Minn.)	1978-80

#30

Jake Kremer (Eden Prairie, Minn.)	2008-
Erik Young (White Bear Lake, Minn.)	1999-2001
Ryan Westrum (Apple Valley, Minn.)	1998-99
Jeff Moen (Roseville, Minn.)	1992-96
Jeff Stolp (Nashwauk, Minn.)	1988-92
Timothy Cortes (Duluth, Minn.)	1987-88
Jon Brekken (Crookston, Minn.)	1985-86
John Colombo (Bloomington, Minn.)	1980-83
David Gatherum (Thunder Bay, Ont.)	1979-80
James Jetland (Grand Rapids, Minn.)	1978-79
Paul Joswiak (Mahtomedi, Minn.)	1976-78
Tom Mohr (Hopkins, Minn.)	1975-76
Jeff Tscherne (Edina, Minn.)	1974-75
William Bidon (Grand Forks, N.D.)	1969-71
Tom Connelly (St. Paul, Minn.)	1949-50

#31

Alex Fons (Minnetonka, Minn.)	2011
Travis Weber (Hibbing, Minn.)	2001-03
Willy Marvin (Warroad, Minn.)	1995-99
Jeff Callinan (Mound, Minn.)	1991-95
James Anderson (Roseville, Minn.)	1990-91
Jake Enebak (Northfield, Minn.)	1987-88

#32

Grant Scott (Sewickley, Pa.)	2008
Dustin Smieja (St. Paul, Minn.)	2003-04
Rob LaRue (Minnetonka, Minn.)	1998-99
Mark Birmingham (Minneapolis, Minn.)	1998-99
William Anderson (White Bear Lake, Minn.)	1994-95
Joseph Hartwell (Mahtomedi, Minn.)	1987-88
Kurt Larson (Moorhead, Minn.)	1981-82

#33

Alex Kangas (Rochester, Minn.)	2007-11
Justin Johnson (Ham Lake, Minn.)	2001-05
Dave Spehar (Duluth, Minn.)	1998-2000
Erik Westrum (Apple Valley, Minn.)	1997-98
Nick Checco (Bloomington, Minn.)	1993-97
Doug Zmolek (Rochester, Minn.)	1991-92
Layne Leitner (St. Paul, Minn.)	1990-91
Brett Strot (Osseo, Minn.)	1986-90
Frank Gersch (Duluth, Minn.)	1985-86
John Blue (San Jose, Calif.)	1984-85
Michael Vacanti (Edina, Minn.)	1982-84
Paul Ostby (Elk River, Minn.)	1979-82

#34

Kellen Briggs (Colorado Springs, Colo.)	2003-07
Dustin Smieja (St. Paul, Minn.)	2002-03
Pete Samargia (Eveleth, Minn.)	1999-2001
Steve DeBus (Rochester, Minn.)	1995-98
Brett Abrahamson (Oakdale, Minn.)	1993-94
Todd Westlund (Burnsville, Minn.)	1990-93
Jon Anderson (White Bear Lake, Minn.)	1986-90

#35

Kent Patterson (Plymouth, Minn.)	2008-
Brent Solei (Coon Rapids, Minn.)	2004-08
Erik Day (Elk River, Minn.)	1996-99
Steve DeBus (Rochester, Minn.)	1994-95
Steve Green (Minneapolis, MN)	1990-91, 93-94
Scott Nelson (Grand Rapids, Minn.)	1989-90
Al Fritsinger (Coon Rapids, Minn.)	1987-89
David Lamb (Horace, N.D.)	1986-87
Paul Butters (Rochester, Minn.)	1982-83
Brad Johnson (Red Wing, Minn.)	1981-82
Paul Butters (Rochester, Minn.)	1979-81
Michael Burkhardt (Minneapolis, Minn.)	1977-78
Jeff Tscherne (Edina, Minn.)	1975-77
Larry Thayer (Edina, Minn.)	1974-75
Tom Mohr (Hopkins, Minn.)	1973-75

#36

Tony Bianchi (Bloomington, Minn.)	1991-92
-----------------------------------	---------

#48

Donald Rogers (Minneapolis, Minn.)	1948-49
------------------------------------	---------

#55

John Amatuzio (Duluth, Minn.)	1948-49
-------------------------------	---------

#57

Charles Massie (Minneapolis, Minn.)	1949-50
-------------------------------------	---------

#61

Len Johnson (Minneapolis, Minn.)	1949-50
----------------------------------	---------

#71

Donald Bodin (Duluth, Minn.)	1949-50
------------------------------	---------

FORWARDS AND DEFENSEMEN

Stats are regular season totals only

RUSSELL ANDERSON (1976-85)

Year	Team	GP	G	A	Pts	PIM
1976-77	Pittsburgh Penguins	66	2	11	13	81
1977-78	Pittsburgh Penguins	74	2	16	18	150
1978-79	Pittsburgh Penguins	72	3	13	16	93
1979-80	Pittsburgh Penguins	76	5	22	27	150
1980-81	Pittsburgh Penguins	34	3	14	17	112
1981-82	Pittsburgh Penguins	31	0	1	1	98
	Hartford Whalers	25	1	3	4	85
1982-83	Hartford Whalers	57	0	6	6	171
1983-84	Los Angeles Kings	70	5	12	17	126
1984-85	Los Angeles Kings	14	1	1	2	20
Totals		519	22	99	121	1086

MIKE ANTONOVICH (1972-84)

1972-73	Minnesota Fighting Saints	75	20	19	39	46
1973-74	Minnesota Fighting Saints	68	21	29	50	4
1974-75	Minnesota Fighting Saints	67	24	26	50	20
1975-76	Minnesota Fighting Saints	57	25	21	46	18
	Minnesota North Stars	12	0	2	2	8
1976-77	New England Whalers	26	12	9	21	10
	Edmonton Oilers	7	1	1	2	0
	Minnesota Fighting Saints	42	27	21	48	28
1977-78	New England Whalers	75	32	35	67	32
1978-79	New England Whalers	69	20	27	47	35
1979-80	Hartford Whalers	5	0	1	1	2
1981-82	Minnesota North Stars	2	0	0	0	0
1982-83	New Jersey Devils	30	7	7	14	11
1983-84	New Jersey Devils	38	3	5	8	16
Totals		573	192	203	395	235

LES AUGÉ (1980-81)

1980-81	Colorado Rockies	6	0	3	3	4
Totals		6	0	3	3	4

BILL BAKER (1980-83)

1980-81	Montreal Canadiens	11	0	0	0	32
	Colorado Rockies	13	0	3	3	12
1981-82	St. Louis Blues	35	3	5	8	50
1982-83	New York Rangers	70	4	14	18	64
Totals		143	7	25	32	175

KEITH BALLARD (2005-PRES.) • VANCOUVER CANUCKS

2005-06	Phoenix Coyotes	82	8	31	39	99
2006-07	Phoenix Coyotes	69	5	22	27	59
2007-08	Phoenix Coyotes	82	6	15	21	85
2008-09	Florida Panthers	82	6	28	34	72
2009-10	Florida Panthers	82	8	20	28	88
2010-11	Vancouver Canucks	65	2	5	7	53
Totals		462	35	121	156	456

TIM BERGLAND (1989-94)

1989-90	Washington Capitals	32	2	5	7	31
1990-91	Washington Capitals	47	5	9	14	21
1991-92	Washington Capitals	22	1	4	5	2
1992-93	Tampa Bay Lightning	27	3	3	6	11
1993-94	Tampa Bay Lightning	51	6	5	11	6
	Washington Capitals	3	0	0	0	4
Totals		182	17	26	43	75

ROBERT BERGLOFF (1982-83)

1982-83	Minnesota North Stars	2	0	0	0	5
Totals		2	0	0	0	5

SCOTT BJUGSTAD (1983-92)

1983-84	Minnesota North Stars	5	0	0	0	2
1984-85	Minnesota North Stars	72	11	4	15	32
1985-86	Minnesota North Stars	80	43	33	76	24
1986-87	Minnesota North Stars	39	4	9	13	43
1987-88	Minnesota North Stars	33	10	12	22	15
1988-89	Pittsburgh Penguins	24	3	0	3	4
1989-90	Los Angeles Kings	11	1	2	3	2
1990-91	Los Angeles Kings	31	2	4	6	12
1991-92	Los Angeles Kings	22	2	4	6	10
Totals		317	76	68	144	144

BRIAN BONIN (1998-2001)

1998-99	Pittsburgh Penguins	5	0	0	0	0
2000-01	Minnesota Wild	7	0	0	0	0
Totals		12	0	0	0	0

JIM BOO (1977-78)

1977-78	Minnesota North Stars	6	0	0	0	22
Totals		6	0	0	0	22

AARON BROTEN (1980-92)

1980-81	Colorado Rockies	2	0	0	0	0
1981-82	Colorado Rockies	58	15	24	39	6
1982-83	New Jersey Devils	73	16	39	55	28
1983-84	New Jersey Devils	80	13	23	36	36
1984-85	New Jersey Devils	80	22	35	57	38
1985-86	New Jersey Devils	66	18	25	43	26
1986-87	New Jersey Devils	80	26	53	79	36
1987-88	New Jersey Devils	80	26	57	83	80
1988-89	New Jersey Devils	80	16	43	59	81
1989-90	New Jersey Devils	42	10	8	18	36
	Minnesota North Stars	35	9	9	18	22
1990-91	Quebec Nordiques	20	5	4	9	6
	Toronto Maple Leafs	27	6	4	10	32
1991-92	Winnipeg Jets	25	4	5	9	14
Totals		748	186	329	515	441

NEAL BROTEN (1980-97)

1980-81	Minnesota North Stars	3	2	0	2	12
1981-82	Minnesota North Stars	73	38	60	98	42
1982-83	Minnesota North Stars	79	32	45	77	43
1983-84	Minnesota North Stars	76	28	61	89	43
1984-85	Minnesota North Stars	80	19	37	56	39
1985-86	Minnesota North Stars	80	29	76	105	47
1986-87	Minnesota North Stars	46	18	35	53	35
1987-88	Minnesota North Stars	54	9	30	39	32
1988-89	Minnesota North Stars	68	18	38	56	57
1989-90	Minnesota North Stars	80	23	62	85	45
1990-91	Minnesota North Stars	79	13	56	69	26
1991-92	Minnesota North Stars	76	8	26	34	16
1992-93	Minnesota North Stars	82	12	21	33	22
1993-94	Dallas Stars	79	17	35	52	62
1994-95	Dallas Stars	17	0	4	4	4
	New Jersey Devils	30	8	20	28	20
1995-96	New Jersey Devils	55	7	16	23	14
1996-97	New Jersey Devils	3	0	1	1	0
	Los Angeles Kings	19	0	4	4	0
	Dallas Stars	20	8	7	15	12
Totals		1099	289	634	923	571

PAUL BROTEN (1989-96)

1989-90	New York Rangers	32	5	3	8	26
1990-91	New York Rangers	28	4	6	10	18
1991-92	New York Rangers	74	13	15	28	102
1992-93	New York Rangers	60	5	9	14	48
1993-94	Dallas Stars	64	12	12	24	30
1994-95	Dallas Stars	47	7	9	16	36
1995-96	St. Louis Blues	17	0	1	1	4
Totals		322	46	55	101	264

BRAD BUETOW (1973-74)

1973-74	Cleveland Crusaders	25	0	0	0	4
Totals		25	0	0	0	4

BILL BUTTERS (1974-79)

1974-75	Minnesota Fighting Saints	24	2	2	4	58
1975-76	Minnesota Fighting Saints	59	0	15	15	170
	Houston Aeros	14	0	4	4	18
1976-77	Minnesota Fighting Saints	42	0	7	7	133
	Edmonton Oilers	7	0	2	2	17
	New England Whalers	26	1	8	9	65
1977-78	New England Whalers	45	1	13	14	69
	Minnesota North Stars	23	1	0	1	30
1978-79	Minnesota North Stars	49	0	4	4	47
Totals		289	5	55	60	607

TOM CHORSKE (1989-2000)

1989-90	Montreal Canadiens	14	3	1	4	2
1990-91	Montreal Canadiens	57	9	11	20	32
1991-92	New Jersey Devils	76	19	17	36	32
1992-93	New Jersey Devils	50	7	12	19	25
1993-94	New Jersey Devils	76	21	20	41	32
1994-95	New Jersey Devils	42	10	8	18	16
1995-96	Ottawa Senators	72	15	14	29	21
1996-97	Ottawa Senators	68	18	8	26	16
1997-98	New York Islanders	82	12	23	35	39
1998-99	New York Islanders	2	0	1	1	2
	Washington Capitals	17	0	2	2	4
	Calgary Flames	7	0	0	0	2
1999-00	Pittsburgh Penguins	33	1	5	6	2
Totals		596	115	122	237	225

STEVE CHRISTOFF (1979-84)

1979-80	Minnesota North Stars	20	8	7	15	19
1980-81	Minnesota North Stars	56	26	13	39	58
1981-82	Minnesota North Stars	69	26	29	55	14
1982-83	Calgary Flames	45	9	8	17	4
1983-84	Los Angeles Kings	58	8	7	15	13
Totals		248	77	64	141	108

KRIS CHUCKO (2008-11)

2008-09	Calgary Flames	2	0	0	0	2
Totals		2	0	0	0	2

BEN CLYMER (1999-2007)

1999-00	Tampa Bay Lightning	60	2	6	8	87
2000-01	Tampa Bay Lightning	23	5	1	6	21
2001-02	Tampa Bay Lightning	81	14	20	34	36
2002-03	Tampa Bay Lightning	65	6	12	18	57
2003-04	Tampa Bay Lightning	66	2	8	10	50
2005-06	Washington Capitals	77	16	17	33	72
2006-07	Washington Capitals	66	7	13	20	44
Totals		438	52	77	129	367

MIKE CROWLEY (1997-2001)

1997-98	Anaheim Mighty Ducks	8	2	2	4	8
1998-99	Anaheim Mighty Ducks	20	2	3	5	16
2000-01	Anaheim Mighty Ducks	39	1	10	11	20
Totals		67	5	15	20	44

ROBERT DAVIS (1932-33)

1932-33	Detroit Red Wings	3	0	0	0	4
Totals		3	0	0	0	4

JOE DZIEDZIC (1995-99)

1995-96	Pittsburgh Penguins	69	5	5	10	68
1996-97	Pittsburgh Penguins	59	9	9	18	63
1998-99	Phoenix Coyotes	2	0	0	0	0
Totals		130	14	14	28	131

BRYAN "BUTSY" ERICKSON (1983-94)

1983-84	Washington Capitals	45	12	17	29	16
1984-85	Washington Capitals	57	15	13	28	23
1985-86	Los Angeles Kings	55	20	23	43	36
1986-87	Los Angeles Kings	68	20	30	50	26
1987-88	Los Angeles Kings	42	6	15	21	20
	Pittsburgh Penguins	11	1	4	5	0
1990-91	Winnipeg Jets	6	0	7	7	0
1991-92	Winnipeg Jets	10	2	4	6	0
1992-93	Winnipeg Jets	41	4	12	16	14
1993-94	Winnipeg Jets	16	0	0	0	6
Totals		351	80	125	205	141

CRAIG FALKMAN (1972-73)

1972-73	Minnesota Fighting Saints	45	1	5	6	12
Totals		45	1	5	6	12

GARY GAMBUCCI (1971-76)

1971-72	Minnesota North Stars	9	1	0	1	0
1973-74	Minnesota North Stars	42	1	7	8	9
1974-75	Minnesota Fighting Saints	68	19	18	37	19
1975-76	Minnesota Fighting Saints	45	10	6	16	14
Totals		164	31	31	62	42

KEN GERNANDER (1995-2004)

1995-96	New York Rangers	10	2	3	5	4
2003-04	New York Rangers	2	0	0	0	2
Totals		12	2	3	5	6

ALEX GOLIGOSKI (2007-PRES.) • DALLAS STARS

2007-08	Pittsburgh Penguins	3	0	2	2	2
2008-09	Pittsburgh Penguins	45	6	14	20	16
2009-10	Pittsburgh Penguins	69	8	29	37	22
2010-11	Pittsburgh Penguins	60	9	22	31	28
	Dallas Stars	23	5	10	15	12
Totals		200	28	77	105	80

TOM GORENCE (1978-84)

1978-79	Philadelphia Flyers	42	13	6	19	10
1979-80	Philadelphia Flyers	51	8	13	21	15
1980-81	Philadelphia Flyers	79	24	18	42	46
1981-82	Philadelphia Flyers	66	5	8	13	8
1982-83	Philadelphia Flyers	53	7	7	14	10
1983-84	Edmonton Oilers	12	1	1	2	0
Totals		303	58	53	111	89

BEN HANKINSON (1992-95)

1992-93	New Jersey Devils	4	2	1	3	9
1993-94	New Jersey Devils	13	1	0	1	23
1994-95	New Jersey Devils	8	0	0	0	7
1994-95	Tampa Bay Lightning	18	0	2	2	6
Totals		43	3	3	6	45

CASEY HANKINSON (2000-05)

2000-01	Chicago Blackhawks	11	0	1	1	9
2001-02	Chicago Blackhawks	3	0	0	0	0
2003-04	Anaheim Mighty Ducks	4	0	0	0	4
Totals		18	0	1	1	13

TIM HARRER (1982-83)

1982-83	Calgary Flames	3	0	0	0	2
Totals		3	0	0	0	2

DARBY HENDRICKSON (1994-2004)

1994-95	Toronto Maple Leafs	8	0	1	1	4
1995-96	Toronto Maple Leafs	46	6	6	12	47
	New York Islanders	16	1	4	5	33
1996-97	Toronto Maple Leafs	64	11	6	17	47
1997-98	Toronto Maple Leafs	80	8	4	12	67
1998-99	Toronto Maple Leafs	35	2	3	5	30
	Vancouver Canucks	27	2	2	4	22
1999-00	Vancouver Canucks	40	5	4	9	14
2000-01	Minnesota Wild	72	18	11	29	36
2001-02	Minnesota Wild	68	9	15	24	50
2002-03	Minnesota Wild	28	1	5	6	8
2003-04	Minnesota Wild	14	1	0	1	6
	Colorado Avalanche	20	1	3	4	6
Totals		518	65	64	129	370

TOM HIRSCH (1983-88)

1983-84	Minnesota North Stars	15	1	3	4	20
1984-85	Minnesota North Stars	15	0	4	4	10
1987-88	Minnesota North Stars	1	0	0	0	0
Totals		31	1	7	8	30

PAUL HOLMGREN (1975-85)

1975-76	Minnesota Fighting Saints	51	14	16	30	121
	Philadelphia Flyers	1	0	0	0	2
1976-77	Philadelphia Flyers	59	14	12	26	201
1977-78	Philadelphia Flyers	62	16	18	34	190
1978-79	Philadelphia Flyers	57	19	10	29	168
1979-80	Philadelphia Flyers	74	30	35	65	267
1980-81	Philadelphia Flyers	77	22	37	59	306
1981-82	Philadelphia Flyers	41	9	22	31	183
1982-83	Philadelphia Flyers	77	19	24	43	178
1983-84	Philadelphia Flyers	52	9	13	22	105
	Minnesota North Stars	11	2	5	7	46
1984-85	Minnesota North Stars	16	4	3	7	38
Totals		578	158	195	353	1805

DANNY IRMEN (2009-10)

2009-10	Minnesota Wild	2	0	0	0	0
Totals		2	0	0	0	0

DAVID JENSEN (1983-86)

1983-84	Minnesota North Stars	8	0	1	1	0
1984-85	Minnesota North Stars	5	0	1	1	4
1985-86	Minnesota North Stars	5	0	0	0	7
Totals		18	0	2	2	11

CRAIG JOHNSON (1994-2004)

1994-95	St. Louis Blues	15	3	3	6	6
1995-96	St. Louis Blues	49	8	7	15	30
	Los Angeles Kings	11	5	4	9	6
1996-97	Los Angeles Kings	31	4	3	7	26
1997-98	Los Angeles Kings	74	17	21	38	42
1998-99	Los Angeles Kings	69	7	12	19	32
1999-00	Los Angeles Kings	76	9	14	23	28
2000-01	Los Angeles Kings	26	4	5	9	16
2001-02	Los Angeles Kings	72	13	14	27	24
2002-03	Los Angeles Kings	70	3	6	9	22
2003-04	Anaheim Mighty Ducks	39	1	2	3	14
	Toronto Maple Leafs	10	1	1	2	6
	Washington Capitals	15	0	6	6	8
Totals		557	75	98	173	260

ERIK JOHNSON (2007-PRES.) • COLORADO AVALANCHE

2007-08	St. Louis Blues	69	5	28	33	28
2009-10	St. Louis Blues	79	10	29	39	79
2010-11	St. Louis Blues	56	5	14	19	37
	Colorado Avalanche	22	3	7	10	19
Totals		225	23	78	101	163

PHIL KESSEL (2006-PRES.) • TORONTO MAPLE LEAFS

2006-07	Boston Bruins	70	11	18	29	12
2007-08	Boston Bruins	82	19	18	37	28
2008-09	Boston Bruins	70	36	24	60	16
2009-10	Toronto Maple Leafs	70	30	25	55	21
2010-11	Toronto Maple Leafs	82	32	32	64	24
Totals		374	128	117	245	101

BILL KLATT (1972-74)

1972-73	Minnesota Fighting Saints	78	36	22	58	22
1973-74	Minnesota Fighting Saints	65	14	6	20	12
Totals		143	50	28	78	34

TRENT KLATT (1992-2004)

1992-93	Minnesota North Stars	47	4	19	23	38
1993-94	Dallas Stars	61	14	24	38	30
1994-95	Dallas Stars	47	12	10	22	26
1995-96	Dallas Stars	22	4	4	8	23
	Philadelphia Flyers	49	3	8	11	21
1996-97	Philadelphia Flyers	76	24	21	45	20
1997-98	Philadelphia Flyers	82	14	28	42	16
1998-99	Philadelphia Flyers	2	0	0	0	0
	Vancouver Canucks	73	4	10	14	12
1999-00	Vancouver Canucks	47	10	10	20	26
2000-01	Vancouver Canucks	77	13	20	33	31
2001-02	Vancouver Canucks	34	8	7	15	10
2002-03	Vancouver Canucks	82	16	13	29	8
2003-04	Los Angeles Kings	82	17	26	43	46
Totals		781	143	200	343	307

MATT KOALSKA (2005-2006)

2005-06	New York Islanders	3	0	0	0	2
Totals		3	0	0	0	2

RYAN KRAFT (2002-03)

2002-03	San Jose Sharks	7	0	1	1	0
Totals		7	0	1	1	0

REED LARSON (1976-90)

1976-77	Detroit Red Wings	14	0	1	1	23
1977-78	Detroit Red Wings	75	19	41	60	95
1978-79	Detroit Red Wings	79	18	49	67	169
1979-80	Detroit Red Wings	80	22	44	66	101
1980-81	Detroit Red Wings	78	27	31	58	153
1981-82	Detroit Red Wings	80	21	39	60	112
1982-83	Detroit Red Wings	80	22	52	74	104
1983-84	Detroit Red Wings	78	23	39	62	122
1984-85	Detroit Red Wings	77	17	45	62	139
1985-86	Detroit Red Wings	67	19	41	60	109
	Boston Bruins	13	3	4	7	8
1986-87	Boston Bruins	66	12	24	36	95
1987-88	Boston Bruins	62	10	24	34	93
1988-89	Edmonton Oilers	10	2	7	9	15
	New York Islanders	33	7	13	20	35
	Minnesota North Stars	11	0	9	9	18
1989-90	Buffalo Sabres	1	0	0	0	0
Totals		904	222	463	685	1391

NICK LEDDY (2010-PRES.) • CHICAGO BLACKHAWKS

2010-11	Chicago Blackhawks	46	4	3	7	4
Totals		46	4	3	7	4

JORDAN LEOPOLD (2002-PRES.) • BUFFALO SABRES

2002-03	Calgary Flames	58	4	10	14	12
2003-04	Calgary Flames	82	9	24	33	24
2005-06	Calgary Flames	74	2	18	20	68
2006-07	Colorado Avalanche	15	2	3	5	14
2007-08	Colorado Avalanche	43	5	8	13	20
2008-09	Colorado Avalanche	64	6	14	20	18
	Calgary Flames	19	1	3	4	6
2009-10	Florida Panthers	61	7	11	18	22
	Pittsburgh Penguins	20	4	4	8	6
2010-11	Buffalo Sabres	71	13	22	35	26
Totals		507	53	117	170	226

LEN LILYHOLM (1972-73)

1972-73	Minnesota Fighting Saints	77	8	13	21	37
Totals		77	8	13	21	37

JOHN MARIUCCI (1940-48)

1940-41	Chicago Blackhawks	24	0	5	5	33
1941-42	Chicago Blackhawks	46	5	8	13	64
1945-46	Chicago Blackhawks	50	3	8	11	58
1946-47	Chicago Blackhawks	52	2	9	11	110
1947-48	Chicago Blackhawks	51	1	4	5	63
Totals		223	11	34	45	328

PAUL MARTIN (2003-PRES.) • PITTSBURGH PENGUINS

2003-04	New Jersey Devils	70	6	18	24	4
2005-06	New Jersey Devils	80	5	32	37	32
2006-07	New Jersey Devils	82	3	23	26	18
2007-08	New Jersey Devils	73	5	27	32	22
2008-09	New Jersey Devils	73	5	28	33	36
2009-10	New Jersey Devils	22	2	9	11	2
2010-11	Pittsburgh Penguins	77	3	21	24	16
Totals		477	29	158	187	130

CHRIS McALPINE (1994-2003)

1994-95	New Jersey Devils	24	0	3	3	17
1996-97	St. Louis Blues	15	0	0	0	24
1997-98	St. Louis Blues	54	3	7	10	36
1998-99	St. Louis Blues	51	1	1	2	50

1999-00	St. Louis Blues	21	1	1	2	14
	Tampa Bay Lightning	10	1	1	2	10
	Atlanta Thrashers	3	0	0	0	2
2000-01	Chicago Blackhawks	50	0	6	6	32
2001-02	Chicago Blackhawks	40	0	3	3	36
2002-03	Los Angeles Kings	21	0	2	2	24
Totals		289	6	24	30	245

ROB McCLANAHAN (1979-84)

1979-80	Buffalo Sabres	13	2	5	7	0
1980-81	Buffalo Sabres	53	3	12	15	38
1981-82	New York Rangers	22	5	9	14	10
1982-83	New York Rangers	78	22	26	48	46
1983-84	New York Rangers	41	6	8	14	21
Totals		224	38	63	101	126

BRUCE McINTOSH (1972-73)

1972-73	Minnesota North Stars	2	0	0	0	0
Totals		2	0	0	0	0

JOE MICHELETTI (1976-82)

1976-77	Calgary Cowboys	14	3	3	6	10
1977-78	Edmonton Oilers	56	14	34	48	56
1978-79	Edmonton Oilers	72	14	33	47	85
1979-80	St. Louis Blues	54	2	16	18	29
1980-81	St. Louis Blues	63	4	27	31	53
1981-82	St. Louis Blues	20	3	11	14	28
	Colorado Rockies	21	2	6	8	4
Totals		300	42	130	172	265

PAT MICHELETTI (1987-88)

1987-88	Minnesota North Stars	12	2	0	2	8
Totals		12	2	0	2	8

COREY MILLEN (1989-97)

1989-90	New York Rangers	4	0	0	0	2
1990-91	New York Rangers	4	3	1	4	0
1991-92	New York Rangers	11	1	4	5	10
	Los Angeles Kings	46	20	21	41	44
1992-93	Los Angeles Kings	42	23	16	39	42
1993-94	New Jersey Devils	78	20	30	50	52
1994-95	New Jersey Devils	17	2	3	5	8
	Dallas Stars	28	3	15	18	28
1995-96	Dallas Stars	13	3	4	7	8
	Calgary Flames	31	4	10	14	10
1996-97	Calgary Flames	61	11	15	26	32
Totals		335	90	119	209	236

WARREN MILLER (1975-83)

1975-76	Calgary Cowboys	3	0	0	0	0
1976-77	Calgary Cowboys	80	23	32	55	51
1977-78	Edmonton Oilers	18	2	4	6	18
	Quebec Nordiques	60	14	24	38	50
1978-79	New England Whalers	77	26	23	49	44
1979-80	New York Rangers	55	7	6	13	17
1980-81	Hartford Whalers	77	22	22	44	37
1981-82	Hartford Whalers	74	10	12	22	68
1982-83	Hartford Whalers	56	1	10	11	15
Totals		500	105	133	238	300

LOU NANNE (1967-78)

1967-68	Minnesota North Stars	2	0	1	1	0
1968-69	Minnesota North Stars	41	2	12	14	47
1969-70	Minnesota North Stars	74	3	20	23	75
1970-71	Minnesota North Stars	68	5	11	16	22
1972-72	Minnesota North Stars	78	21	28	49	27

1972-73	Minnesota North Stars	74	15	20	35	39
1973-74	Minnesota North Stars	76	11	21	32	46
1974-75	Minnesota North Stars	49	6	9	15	35
1975-76	Minnesota North Stars	79	3	14	17	45
1976-77	Minnesota North Stars	68	2	20	22	12
1977-78	Minnesota North Stars	26	0	1	1	8
Totals		635	68	157	225	356

JEFF NIELSEN (1996-2001)

1996-97	New York Rangers	2	0	0	0	2
1997-98	Anaheim Mighty Ducks	32	4	5	9	16
1998-99	Anaheim Mighty Ducks	80	5	4	9	34
1999-00	Anaheim Mighty Ducks	79	8	10	18	14
2000-01	Minnesota Wild	59	3	8	11	4
Totals		252	20	27	47	70

JIM O'BRIEN (2010-PRES.) • OTTAWA SENATORS

2010-11	Ottawa Senators	6	0	0	0	2
Totals		6	0	0	0	2

TODD OKERLUND (1987-88)

1987-88	New York Islanders	4	0	0	0	2
Totals		4	0	0	0	2

KYLE OKPOSO (2007-PRES.) • NEW YORK ISLANDERS

2007-08	New York Islanders	9	2	3	5	2
2008-09	New York Islanders	65	18	21	39	36
2009-10	New York Islanders	80	19	33	52	34
2010-11	New York Islanders	38	5	15	20	40
Totals		192	44	72	116	112

WALLY OLDS (1972-76)

1972-73	New York Raiders	61	5	7	12	4
1975-76	Calgary Cowboys	28	0	5	5	6
Totals		89	5	12	17	10

DICK PARADISE (1972-74)

1972-73	Minnesota Fighting Saints	77	3	15	18	189
1973-74	Minnesota Fighting Saints	67	2	7	9	71
Totals		144	5	22	27	260

TOM PEDERSON (1992-97)

1992-93	San Jose Sharks	44	7	13	20	31
1993-94	San Jose Sharks	74	6	19	25	31
1994-95	San Jose Sharks	47	5	11	16	31
1995-96	San Jose Sharks	60	1	4	5	40
1996-97	Toronto Maple Leafs	15	1	2	3	9
Totals		240	20	49	69	142

DEREK PELTIER (2008-10)

2008-09	Colorado Avalanche	11	0	0	0	2
2009-10	Colorado Avalanche	3	0	0	0	0
Totals		14	0	0	0	2

LANCE PITLICK (1994-2002)

1994-95	Ottawa Senators	15	0	1	1	6
1995-96	Ottawa Senators	28	1	6	7	20
1996-97	Ottawa Senators	66	5	5	10	91
1997-98	Ottawa Senators	69	2	7	9	50
1998-99	Ottawa Senators	50	3	6	9	33
1999-00	Florida Panthers	62	3	5	8	44
2000-01	Florida Panthers	68	1	2	3	42
2001-02	Florida Panthers	35	1	1	2	12
Totals		393	16	33	49	298

JOHN POHL (2003-08)

2003-04	St. Louis Blues	1	0	0	0	0
2005-06	Toronto Maple Leafs	7	3	1	4	4
2006-07	Toronto Maple Leafs	74	13	16	29	10
2007-08	Toronto Maple Leafs	33	1	4	5	10
Totals		115	17	21	38	24

MIKE POLICH (1977-81)

1977-78	Montreal Canadiens	1	0	0	0	0
1978-79	Minnesota North Stars	73	6	10	16	18
1979-80	Minnesota North Stars	78	10	14	24	20
1980-81	Minnesota North Stars	74	8	5	13	19
Totals		226	24	29	53	57

RYAN POTULNY (2006-PRES.) • WASHINGTON CAPITALS

2005-06	Philadelphia Flyers	2	0	1	1	0
2006-07	Philadelphia Flyers	35	7	5	12	22
2007-08	Philadelphia Flyers	7	0	1	1	4
2008-09	Edmonton Oilers	8	0	3	3	0
2009-10	Edmonton Oilers	64	15	17	32	28
2010-11	Chicago Blackhawks	3	0	0	0	0
	Ottawa Senators	7	0	0	0	0
Totals		126	22	27	49	54

MIKE RAMSEY (1979-93)

1979-80	Buffalo Sabres	13	1	6	7	6
1980-81	Buffalo Sabres	72	3	14	17	56
1981-82	Buffalo Sabres	80	7	23	30	56
1982-83	Buffalo Sabres	77	8	30	38	55
1983-84	Buffalo Sabres	72	9	22	31	82
1984-85	Buffalo Sabres	79	8	22	30	102
1985-86	Buffalo Sabres	76	7	21	28	117
1986-87	Buffalo Sabres	80	8	31	39	109
1987-88	Buffalo Sabres	63	5	16	21	77
1988-89	Buffalo Sabres	56	2	14	16	84
1989-90	Buffalo Sabres	73	4	21	25	47
1990-91	Buffalo Sabres	71	6	14	20	46
1991-92	Buffalo Sabres	66	3	14	17	67
1992-93	Buffalo Sabres	33	2	8	10	20
	Pittsburgh Penguins	12	1	2	3	8
1993-94	Pittsburgh Penguins	65	2	2	4	22
1994-95	Detroit Red Wings	33	1	2	3	23
1995-96	Detroit Red Wings	47	2	4	6	35
1996-97	Detroit Red Wings	2	0	0	0	0
Totals		1070	79	266	345	1012

ERIK RASMUSSEN (1997-2007)

1997-98	Buffalo Sabres	21	2	3	5	14
1998-99	Buffalo Sabres	42	3	7	10	37
1999-00	Buffalo Sabres	67	8	6	14	43
2000-01	Buffalo Sabres	82	12	19	31	51
2001-02	Buffalo Sabres	69	8	11	19	34
2002-03	Los Angeles Kings	57	4	12	16	28
2003-04	New Jersey Devils	69	7	6	13	41
2005-06	New Jersey Devils	67	5	5	10	32
2006-07	New Jersey Devils	71	3	7	10	25
Totals		545	52	76	128	305

TODD RICHARDS (1990-92)

1990-91	Hartford Whalers	2	0	4	4	2
1991-92	Hartford Whalers	6	0	0	0	2
Totals		8	0	4	4	4

TRAVIS RICHARDS (1994-96)

1994-95	Dallas Stars	2	0	0	0	0
1995-96	Dallas Stars	1	0	0	0	2
Totals		3	0	0	0	2

FRANK SANDERS (1972-73)

1972-73	Minnesota Fighting Saints	76	8	8	16	94
Totals		76	8	8	16	94

CRAIG SARNER (1974-76)

1974-75	Boston Bruins	7	0	0	0	0
1975-76	Minnesota Fighting Saints	1	0	0	0	0
Totals		8	0	0	0	0

JOHN SHERIDAN (1974-76)

1974-75	Indianapolis Racers	58	17	11	28	20
1975-76	Indianapolis Racers	11	1	2	3	0
Totals		69	18	13	31	20

RANDY SKARDA (1989-92)

1989-90	St. Louis Blues	25	0	5	5	11
1991-92	St. Louis Blues	1	0	0	0	0
Totals		26	0	5	5	11

WYATT SMITH (1999-2008)

1999-00	Phoenix Coyotes	2	0	0	0	0
2000-01	Phoenix Coyotes	42	3	7	10	13
2001-02	Phoenix Coyotes	10	0	0	0	0
2002-03	Nashville Predators	11	1	0	1	0
2003-04	Nashville Predators	18	3	1	4	2
2005-06	New York Islanders	42	0	8	8	26
2006-07	Minnesota Wild	61	3	3	6	16
2007-08	Colorado Avalanche	26	0	3	3	8
Totals		212	10	22	32	65

DAVE SNUGGERUD (1989-93)

1989-90	Buffalo Sabres	80	14	16	30	41
1990-91	Buffalo Sabres	80	9	15	24	32
1991-92	Buffalo Sabres	55	3	15	18	
	San Jose Sharks	11	0	1	1	4
1992-93	San Jose Sharks	25	4	5	9	14
	Philadelphia Flyers	14	0	2	2	0
Totals		265	30	54	84	127

GLEN SONMOR (1953-55)

1953-54	New York Rangers	15	2	0	2	17
1954-55	New York Rangers	13	0	0	0	4
Totals		28	2	0	2	21

RYAN STOA (2009-PRES.) • COLORADO AVALANCHE

2009-10	Colorado Avalanche	12	2	1	3	0
2010-11	Colorado Avalanche	25	2	2	4	20
Totals		37	4	3	7	20

JEFF TAFFE (2002-PRES.) • MINNESOTA WILD

2002-03	Phoenix Coyotes	20	3	1	4	4
2003-04	Phoenix Coyotes	59	8	10	18	20
2005-06	Phoenix Coyotes	2	0	0	0	0
	New York Rangers	2	0	0	0	0
2006-07	Phoenix Coyotes	17	4	2	6	2
2007-08	Pittsburgh Penguins	45	5	7	12	8
2008-09	Pittsburgh Penguins	8	0	2	2	2
2009-10	Florida Panthers	21	1	1	2	4

2010-11	Chicago Blackhawks	1	0	0	0	0
Totals		175	21	23	44	40

BARRY TALLACKSON (2005-09)

2005-06	New Jersey Devils	10	1	1	2	2
2006-07	New Jersey Devils	3	0	0	0	0
2007-08	New Jersey Devils	3	0	0	0	0
2008-09	New Jersey Devils	4	0	0	0	0
Totals		20	1	1	2	2

DAN TREBIL (1996-2002)

1996-97	Anaheim Mighty Ducks	29	3	3	6	23
1997-98	Anaheim Mighty Ducks	21	0	1	1	2
1998-99	Anaheim Mighty Ducks	6	0	0	0	0
1999-00	Pittsburgh Penguins	3	1	0	1	0
2000-01	Pittsburgh Penguins	16	0	0	0	7
2001-02	St. Louis Blues	10	0	0	0	0
Totals		85	4	4	8	32

THOMAS VANEK (2005-PRES.) • BUFFALO SABRES

2005-06	Buffalo Sabres	81	25	23	48	72
2006-07	Buffalo Sabres	82	43	41	84	40
2007-08	Buffalo Sabres	82	36	28	64	64
2008-09	Buffalo Sabres	73	40	24	64	44
2009-10	Buffalo Sabres	71	28	25	53	42
2010-11	Buffalo Sabres	80	32	41	73	24
Totals		469	204	182	386	286

ERIK WESTRUM (2003-2007)

2003-04	Phoenix Coyotes	15	1	1	2	20
2005-06	Minnesota Wild	10	0	1	1	2
2006-07	Toronto Maple Leafs	2	0	0	0	16
Totals		27	1	2	3	22

PAT WESTRUM (1974-78)

1974-75	Minnesota Fighting Saints	23	0	3	3	48
1975-76	Calgary Cowboys	9	0	2	2	23
	Minnesota Fighting Saints	54	3	10	13	98
1976-77	Minnesota Fighting Saints	40	1	9	10	42
	Birmingham Bulls	34	1	11	12	48
1977-78	Birmingham Bulls	77	2	10	12	97
Totals		237	7	45	52	356

BLAKE WHEELER (2008-PRES.) • WINNIPEG JETS

2008-09	Boston Bruins	81	21	24	45	46
2009-10	Boston Bruins	82	18	20	38	53
2010-11	Boston Bruins	58	11	16	27	32
	Atlanta Thrashers	23	7	10	17	14
Totals		244	57	70	127	145

KEN YACKEL, SR. (1958-59)

1958-59	Boston Bruins	6	0	0	0	2
Totals		6	0	0	0	2

TOM YOUGHANS (1976-82)

1976-77	Minnesota North Stars	78	8	6	14	35
1977-78	Minnesota North Stars	72	10	8	18	100
1978-79	Minnesota North Stars	76	8	10	18	50
1979-80	Minnesota North Stars	79	10	6	16	92
1980-81	Minnesota North Stars	74	4	6	10	79
1981-82	New York Rangers	47	3	5	8	17
	Minnesota North Stars	3	1	0	1	0
Totals		429	44	41	85	373

DOUG ZMOLEK (1992-2000)

1992-93	San Jose Sharks	84	5	10	15	229
1993-94	San Jose Sharks	68	0	4	4	122
	Dallas Stars	7	1	0	1	11
1994-95	Dallas Stars	42	0	5	5	67
1995-96	Dallas Stars	42	1	5	6	65
	Los Angeles Kings	16	1	0	1	22
1996-97	Los Angeles Kings	57	1	0	1	116
1997-98	Los Angeles Kings	46	0	8	8	111
1998-99	Chicago Blackhawks	62	0	14	14	102
1999-00	Chicago Blackhawks	43	2	7	9	60
Totals		467	11	53	64	905

GOALTENDERS**JOHN BLUE (1992-96)**

Year	Team	GP	W	L	T	SO
1992-93	Boston Bruins	23	9	8	4	1
1993-94	Boston Bruins	18	5	8	3	0
1995-96	Buffalo Sabres	5	2	2	0	0
Totals		46	16	18	7	1

ADAM HAUSER (2005-06)

2005-06	Los Angeles Kings	1	0	0	0	0
Totals		1	0	0	0	0

STEVE JANASZAK (1979-82)

1979-80	Minnesota North Stars	1	0	0	1	0
1981-82	Colorado Rockies	2	0	0	0	0
Totals		3	0	0	1	0

JACK McCARTAN (1959-61, 72-75)

1959-60	New York Rangers	4	0	0	0	0
1960-61	New York Rangers	8	0	0	0	0
1972-73	Minnesota Fighting Saints	38	15	19	1	1
1973-74	Minnesota Fighting Saints	2	0	0	0	0
1974-75	Minnesota Fighting Saints	2	1	0	0	0
Totals		54	16	19	1	1

MURRAY McLACHLAN (1970-71)

1970-71	Toronto Maple Leafs	2	0	1	0	0
Totals		2	0	1	0	0

FRANK PIETRANGELO (1987-94)

1987-88	Pittsburgh Penguins	21	9	11	0	1
1988-89	Pittsburgh Penguins	15	5	3	0	0
1989-90	Pittsburgh Penguins	21	8	6	2	0
1990-91	Pittsburgh Penguins	25	10	11	1	0
1991-92	Pittsburgh Penguins	5	2	1	0	0
	Hartford Whalers	5	3	1	1	0
1992-93	Hartford Whalers	30	4	15	1	0
1993-94	Hartford Whalers	19	5	11	1	0
Totals		141	46	59	6	1

ROBB STAUBER (1989-95)

1989-90	Los Angeles Kings	2	0	1	0	0
1992-93	Los Angeles Kings	31	15	8	4	0
1993-94	Los Angeles Kings	22	4	11	5	1
1994-95	Los Angeles Kings	1	0	0	0	0
	Buffalo Sabres	6	2	3	0	0
Totals		62	21	23	9	1

COACHES**HERB BROOKS (1981-2000)**

Year	Team	W	L	T
1981-82	New York Rangers	39	27	14
1982-83	New York Rangers	35	35	10
1983-84	New York Rangers	42	29	9
1984-85	New York Rangers	15	22	8
1987-88	Minnesota North Stars	19	48	13
1992-93	New Jersey Devils	40	37	7
1999-00	Pittsburgh Penguins	29	24	5
Totals		219	222	66

PAUL HOLMGREN (1985-96)

1985-88	Philadelphia Flyers	Assistant Coach		
1988-89	Philadelphia Flyers	36	36	8
1989-90	Philadelphia Flyers	30	39	11
1990-91	Philadelphia Flyers	33	37	10
1991-92	Philadelphia Flyers	8	14	2
1992-93	Hartford Whalers	26	52	6
1993-94	Hartford Whalers	4	11	2
1994-95	Hartford Whalers	19	24	5
1995-96	Hartford Whalers	34	39	9
Totals		190	252	53

BOB JOHNSON (1982-91)

1982-83	Calgary Flames	32	34	14
1983-84	Calgary Flames	34	32	14
1984-85	Calgary Flames	41	27	12
1985-86	Calgary Flames	40	31	9
1986-87	Calgary Flames	46	31	3
1990-91	Pittsburgh Penguins	41	33	6
Totals		234	188	58

TODD RICHARDS (2008-)

2008-09	San Jose Sharks	Assistant Coach		
2009-10	Minnesota Wild	38	36	8
2010-11	Minnesota Wild	39	35	8
2011-	Columbus Blue Jackets	Assistant Coach		
Totals		77	71	16

JACK McCARTAN (1974-77)

1974-75	Minnesota Fighting Saints	Assistant Coach		
1976-77	Minnesota Fighting Saints	Assistant Coach		

JOE MICHELETTI (1987-91)

1987-91	St. Louis Blues	Assistant Coach		
---------	-----------------	-----------------	--	--

MIKE RAMSEY (2000-2010)

2000-10	Minnesota Wild	Assistant Coach		
---------	----------------	-----------------	--	--

DARBY HENDRICKSON (2010-)

2010-	Minnesota Wild	Assistant Coach		
-------	----------------	-----------------	--	--

ALL-TIME NHL ENTRY DRAFT PICKS

Player	Team	Year	Rd.	Pick	Player	Team	Year	Rd.	Pick
Kyle Rau	Florida Panthers	2011	3	91	P.J. Atherton	Tampa Bay Lightning	2002	6	170
Seth Ambroz	Columbus Blue Jackets	2011	5	128	Jake Taylor	New York Rangers	2002	6	177
Travis Boyd	Washington Capitals	2011	6	177	Jeff Taffe	St. Louis Blues	2000	1	30
Nick Bjugstad	Florida Panthers	2010	1	19	Matt DeMarchi	New Jersey Devils	2000	2	57
Mark Alt	Carolina Hurricanes	2010	2	53	Paul Martin	New Jersey Devils	2000	2	62
Justin Holl	Chicago Blackhawks	2010	2	54	Troy Riddle	St. Louis Blues	2000	4	129
Max Gardiner	St. Louis Blues	2010	3	74	Matt Koalska	Nashville Predators	2000	5	154
Ben Marshall	Detroit Red Wings	2010	7	201	Grant Potulny	Ottawa Senators	2000	5	157
Christian Isackson	Buffalo Sabres	2010	7	203	Joey Martin	Chicago Blackhawks	2000	6	193
Nick Leddy	Minnesota Wild	2009	1	16	Dan Welch	Los Angeles Kings	2000	8	245
Jordan Schroeder	Vancouver Canucks	2009	1	22	Jordan Leopold	Anaheim Mighty Ducks	1999	2	44
Zach Budish	Nashville Predators	2009	2	41	Adam Hauser	Edmonton Oilers	1999	3	81
Josh Birkholz	Florida Panthers	2009	3	67	Doug Meyer	Pittsburgh Penguins	1999	6	176
Seth Helgeson	New Jersey Devils	2009	4	114	Pat O'Leary	Phoenix Coyotes	1998	3	73
Erik Haula	Minnesota Wild	2009	7	182	Erik Wendell	Washington Capitals	1998	5	125
Aaron Ness	New York Islanders	2008	2	40	Erik Westrum	Phoenix Coyotes	1998	7	187
Nate Condon	Colorado Avalanche	2008	7	200	John Pohl	St. Louis Blues	1998	9	255
Patrick White	Vancouver Canucks	2007	1	25	Ben Clymer	Boston Bruins	1997	2	27
Jim O'Brien	Ottawa Senators	2007	1	29	Aaron Miskovich	Colorado Avalanche	1997	5	133
Nico Sacchetti	Dallas Stars	2007	2	50	Wyatt Smith	Phoenix Coyotes	1997	9	233
Mike Hoeffel	New Jersey Devils	2007	2	57	Erik Rasmussen	Buffalo Sabres	1996	1	7
Jake Hansen	Columbus Blue Jackets	2007	3	86	Reggie Berg	Toronto Maple Leafs	1996	7	178
Cade Fairchild	St. Louis Blues	2007	4	96	Mike Anderson	Washington Capitals	1996	7	180
Kent Patterson	Colorado Avalanche	2007	4	113	Ryan Kraft	San Jose Sharks	1995	8	194
Taylor Matson	Vancouver Canucks	2007	6	176	Casey Hankinson	Chicago Blackhawks	1995	8	201
Nick Larson	Washington Capitals	2007	7	185	Jason Godbout	Pittsburgh Penguins	1994	9	232
Erik Johnson	St. Louis Blues	2006	1	1	Nick Checco	Quebec Nordiques	1993	6	137
Phil Kessel	Boston Bruins	2006	1	5	Mike Crowley	Philadelphia Flyers	1993	6	140
Kyle Okposo	New York Islanders	2006	1	7	Dan Hendrickson	Washington Capitals	1993	7	173
David Fischer	Montreal Canadiens	2006	1	20	John Hillman	Quebec Nordiques	1993	11	283
Mike Carman	Colorado Avalanche	2006	3	81	Charlie Wasley	Quebec Nordiques	1992	5	100
Alex Kangas	Atlanta Thrashers	2006	5	135	Dan Trebil	New Jersey Devils	1992	6	138
Ryan Flynn	Nashville Predators	2006	6	176	Greg Zwakman	Hartford Whalers	1992	9	201
Jay Barringall	San Jose Sharks	2006	7	203	Brian Bonin	Pittsburgh Penguins	1992	9	211
Ryan Stoa	Colorado Avalanche	2005	2	34	Jeff Moen	Minnesota North Stars	1992	11	250
Jeff Frazee	New Jersey Devils	2005	2	38	Steve Magnusson	Calgary Flames	1991	4	85
Nate Hagemo	Carolina Hurricanes	2005	2	58	Jeff Cullinan	St. Louis Blues	1991	5	109
Tony Lucia	San Jose Sharks	2005	6	193	Jay Moser	Boston Bruins	1991	8	172
Blake Wheeler	Phoenix Coyotes	2004	1	5	Jed Fiebelkorn	St. Louis Blues	1991	9	197
Kris Chueco	Calgary Flames	2004	1	24	Craig Johnson	St. Louis Blues	1990	2	33
Alex Goligoski	Pittsburgh Penguins	2004	2	61	Mike Muller	Winnipeg Jets	1990	2	35
R.J. Anderson	Philadelphia Flyers	2004	4	101	Joe Dziedzic	Pittsburgh Penguins	1990	3	61
Derek Peltier	Colorado Avalanche	2004	6	184	Jeff Nielsen	New York Rangers	1990	4	69
Thomas Vanek	Buffalo Sabres	2003	1	5	Darby Hendrickson	Toronto Maple Leafs	1990	4	73
Danny Irmen	Minnesota Wild	2003	3	78	Chris McAlpine	New Jersey Devils	1990	7	137
Ryan Potulny	Philadelphia Flyers	2003	3	87	Doug Molek	Minnesota North Stars	1989	1	7
Mike Vannelli	Atlanta Thrashers	2003	4	136	John Brill	Pittsburgh Penguins	1989	3	58
Gino Guyer	Dallas Stars	2003	5	165	Trent Klatt	Washington Capitals	1989	4	82
Keith Ballard	Buffalo Sabres	2002	1	11	Tom Newers	Pittsburgh Penguins	1989	5	100
Barry Tallackson	New Jersey Devils	2002	2	53	Tom Newman	Los Angeles Kings	1989	5	103
Mike Erickson	Minnesota Wild	2002	3	72	Tom Pederson	Minnesota North Stars	1989	11	217
Andy Erickson	Pittsburgh Penguins	2002	5	136	Peter Hankinson	Winnipeg Jets	1989	*	4

Player	Team	Year	Rd.	Pick	Player	Team	Year	Rd.	Pick
Jon Anderson	Winnipeg Jets	1989	*	9	Tom Gorence	Philadelphia Flyers	1977	2	35
Jeff Stopl	Minnesota North Stars	1988	4	64	Mike Greeder	Philadelphia Flyers	1977	8	139
Travis Richards	Minnesota North Stars	1988	9	169	Mike Reilly	Montreal Canadiens	1977	8	140
Grant Bischoff	Minnesota North Stars	1988	11	211	Don Micheletti	Washington Capitals	1977	9	143
Cory Laylin	Pittsburgh Penguins	1988	11	214	Tim Harrer	Atlanta Flames	1977	9	148
Sean Fabian	Vancouver Canucks	1987	5	87	Reed Larson	Detroit Red Wings	1976	2	22
Ken Gernander	Winnipeg Jets	1987	5	96	Bill Baker	Montreal Canadiens	1976	3	54
Ben Hankinson	New Jersey Devils	1987	6	107	Phil Verchota	Minnesota North Stars	1976	5	75
Jake Enebak	Quebec Nordiques	1987	8	156	Russ Anderson	Pittsburgh Penguins	1975	2	31
Lance Werness	Chicago Blackhawks	1987	9	176	Paul Holmgren	Philadelphia Flyers	1975	6	108
Larry Olimb	Minnesota North Stars	1987	10	193	Joe Baker	Kansas City Scouts	1975	8	128
Jeff Pauletti	Edmonton Oilers	1987	11	231	Robin Larson	Detroit Red Wings	1975	11	178
Dave Snuggerud	Buffalo Sabres	1987	*	2	Robert Fish	Los Angeles Kings	1975	14	207
Scott Bloom	Calgary Flames	1986	5	100	Don Madson	Montreal Canadiens	1975	15	214
Robb Stauber	Los Angeles Kings	1986	6	107	Dick Spannauer	Atlanta Flames	1974	3	46
Randy Skarda	St. Louis Blues	1986	8	157	Tom Sundberg	California Seals	1974	6	93
Marty Nanne	Chicago Blackhawks	1986	8	161	John Sheridan	Minnesota North Stars	1974	6	96
Lance Pitlick	Minnesota North Stars	1986	9	180	William Schneider	Pittsburgh Penguins	1974	6	98
John Blue	Winnipeg Jets	1986	10	197	Bill Moen	Atlanta Flames	1974	6	100
Steve MacSwain	Calgary Flames	1986	*	4	Joe Micheletti	Montreal Canadiens	1974	7	123
Tom Chorske	Montreal Canadiens	1985	1	16	Brad Morrow	Philadelphia Flyers	1974	13	211
Todd Richards	Montreal Canadiens	1985	2	33	Warren Miller	New York Rangers	1974	21	241
David Espe	Quebec Nordiques	1985	4	78	Dean Blais	Chicago Blackhawks	1971	5	68
Paul Broten	New York Rangers	1984	4	77	Mike Antonovich	Minnesota North Stars	1971	9	113
David Grannis	Los Angeles Kings	1984	5	87	Wally Olds	Detroit Red Wings	1969	5	57
Frank Pietrangelo	Pittsburgh Penguins	1983	4	63					
Tim Bergland	Washington Capitals	1983	4	75					
Craig Mack	Quebec Nordiques	1983	7	132					
Steve Orth	New York Rangers	1983	7	133					
John Labatt	Vancouver Canucks	1983	8	150					
Mike Anderson	Buffalo Sabres	1982	2	26					
Corey Millen	New York Rangers	1982	3	57					
Wally Chapman	Minnesota North Stars	1982	3	59					
Todd Okerlund	New York Islanders	1982	8	168					
Tom Ward	Winnipeg Jets	1982	9	180					
Pat Micheletti	Minnesota North Stars	1982	9	185					
Richard Erdall	Calgary Flames	1982	11	219					
Tom Hirsch	Minnesota North Stars	1981	2	33					
David Preuss	Minnesota North Stars	1981	2	34					
Anthony Kellin	Washington Capitals	1981	4	68					
James Malwitz	Minnesota North Stars	1981	4	76					
Mike Guentzel	New York Rangers	1981	7	135					
Scott Bjugstad	Minnesota North Stars	1981	9	181					
Jeff Teal	Montreal Canadiens	1980	4	82					
David Jensen	Minnesota North Stars	1980	5	100					
Aaron Broten	Colorado Rockies	1980	6	106					
Mike Ramsey	Buffalo Sabres	1979	1	11					
Neal Broten	Minnesota North Stars	1979	3	42					
Steve Christoff	Minnesota North Stars	1978	2	24					
Rob McClellanahan	Buffalo Sabres	1978	3	49					
Bob Bergloff	Minnesota North Stars	1978	6	87					
Eric Strobel	Buffalo Sabres	1978	8	133					
Paul Joswiak	New York Islanders	1978	9	152					

* indicates NHL Supplemental Draft

WHA DRAFT PICKS

Tom Gorence	Calgary Cowboys	1977	2	13
Don Micheletti	Calgary Cowboys	1977	6	50
Tim Harrer	Calgary Cowboys	1977	9	78
Bill Baker	New England Whalers	1976	5	49
Phil Verchota	Calgary Cowboys	1976	7	79
Russ Anderson	Winnipeg Jets	1975	2	22
Dick Spannauer	Houston Aeros	1974	1	15
Paul Holmgren	Edmonton Oilers	1974	5	67
William Schneider	Minnesota Fighting Saints	1974	5	73
Joe Micheletti	Cincinnati Stingers	1974	8	106
John Sheridan	Indianapolis Racers	1974	9	121
Tom Sundberg	Edmonton Oilers	1974	9	126
Warren Miller	New England Whalers	1974	11	161
Robin Larson	Minnesota Fighting Saints	1974	13	188
Joe Baker	Minnesota Fighting Saints	1974	14	201
Tony Dorn	Minnesota Fighting Saints	1974	15	212
Reed Larson	Minnesota Fighting Saints	1974	16	220
Pat Phippen	Minnesota Fighting Saints	1973	10	173

MOST NHL GAMES (GOALIES)

Regular season only

Frank Pietrangelo	141
Robb Stauber	62
Jack McCartan	54
John Blue	46

MOST NHL WINS (GOALIES)

Regular season only

Frank Pietrangelo	46
Robb Stauber	21
John Blue	16
Jack McCartan	16

MOST NHL GAMES

Regular season only

Neal Broten	1099
Mike Ramsey	1070
Reed Larson	904
Trent Klatt	781
Aaron Broten	748
Lou Nanne	635
Tom Chorske	596
Paul Holmgren	578
Mike Antonovich	573
Craig Johnson	557
Jordan Leopold	507

MOST NHL SEASONS

Mike Ramsey	18
Neal Broten	17
Reed Larson	14
Aaron Broten	12
Trent Klatt	12
Mike Antonovich	11
Tom Chorske	11
Lou Nanne	11
Darby Hendrickson	10
Paul Holmgren	10
Craig Johnson	10

MOST NHL GOALS

Regular season only

Neal Broten	289
Reed Larson	222
Thomas Vanek	204
Mike Antonovich	192
Aaron Broten	186
Paul Holmgren	158
Trent Klatt	143
Phil Kessel	128
Tom Chorske	115
Corey Millen	90

MOST NHL ASSISTS

Regular season only

Neal Broten	634
Reed Larson	463
Aaron Broten	329
Mike Ramsey	266
Mike Antonovich	203
Trent Klatt	200
Paul Holmgren	195
Thomas Vanek	182
Paul Martin	158
Lou Nanne	157

MOST NHL POINTS

Regular season only

Neal Broten	923
Reed Larson	685
Aaron Broten	515
Mike Antonovich	395
Thomas Vanek	386
Paul Holmgren	353
Mike Ramsey	345
Trent Klatt	343
Phil Kessel	245
Warren Miller	238
Tom Chorske	237
Lou Nanne	225

MOST NHL PLAYOFF GAMES

Neal Broten	135
Mike Ramsey	115
Paul Holmgren	82
Trent Klatt	74
Jordan Leopold	59
Mike Antonovich	58
Erik Rasmussen	52
Tom Chorske	50
Paul Martin	49
Corey Millen	47
Paul Broten	38
Tom Gorence	37
Warren Miller	37

MOST NHL PLAYOFF GOALS

Neal Broten	35
Mike Antonovich	22
Paul Holmgren	19
Trent Klatt	16
Thomas Vanek	15
Tom Gorence	9
Phil Kessel	9
Mike Ramsey	8
Aaron Broten	7

MOST NHL PLAYOFF ASSISTS

Neal Broten	63
Paul Holmgren	32
Mike Ramsey	29
Mike Antonovich	20
Aaron Broten	18
Jordan Leopold	16
Paul Martin	16
Tom Chorske	12
Rob McClanahan	12

MOST NHL PLAYOFF POINTS

Neal Broten	98
Paul Holmgren	51
Mike Antonovich	42
Mike Ramsey	37
Aaron Broten	25
Trent Klatt	25
Thomas Vanek	20
Paul Martin	18
Tom Chorske	17
Rob McClanahan	16
Jordan Leopold	16
Tom Gorence	15
Phil Kessel	15

GOLDEN GOPHERS ON THE STANLEY CUP

Year	Player	Team
1977	Mike Polich	Montreal
1991	Frank Pietrangelo	Pittsburgh
1991	Bob Johnson (coach)	Pittsburgh
1992	Bob Johnson (coach)	Pittsburgh
1995	Tom Chorske	New Jersey
1995	Neal Broten	New Jersey
1995	Chris McAlpine	New Jersey
2004	Ben Clymer	Tampa Bay
2009	Alex Goligoski	Pittsburgh

GOLDEN GOPHER NHL AWARD WINNERS

Year	Player, Team	Award
2007	Phil Kessel, Boston	Bill Masterton

GOLDEN GOPHERS IN THE NHL ALL-STAR GAME

Year	Player	Team
1978	Reed Larson	Detroit
1980	Reed Larson	Detroit
1981	Paul Holmgren	Philadelphia
1981	Reed Larson	Detroit
1982	Mike Ramsey	Buffalo
1983	Neal Broten	Minnesota
1983	Mike Ramsey	Buffalo
1985	Mike Ramsey	Buffalo
1986	Neal Broten	Minnesota
1986	Mike Ramsey	Buffalo

2009	Thomas Vanek	Buffalo
2011	Phil Kessel	Toronto

MINNESOTA'S FIRST-ROUND DRAFT PICKS

Year	Name	Team	Pick
1979	Mike Ramsey	Buffalo	11
1985	Tom Chorske	Montreal	16
1989	Doug Zmolek	Minnesota	7
1996	Erik Rasmussen	Buffalo	7
2000	Jeff Taffe	St. Louis	30
2002	Keith Ballard	Buffalo	11
2003	Thomas Vanek	Buffalo	5
2004	Blake Wheeler	Phoenix	5
2004	Kris Chucko	Calgary	24
2006	Erik Johnson	St. Louis	1
2006	Phil Kessel	Boston	5
2006	Kyle Okposo	NY Islanders	7
2006	David Fischer	Montreal	20
2007	Patrick White	Vancouver	25
2007	Jim O'Brien	Ottawa	29
2009	Nick Leddy	Minnesota	16
2009	Jordan Schroeder	Vancouver	22
2010	Nick Bjugstad	Florida	19

MINNESOTA'S HIGHEST OVERALL DRAFT PICKS

Pick	Name	Year
1	Erik Johnson	2006
5	Phil Kessel	2006
	Blake Wheeler	2004
	Thomas Vanek	2003
7	Kyle Okposo	2006
	Erik Rasmussen	1996
	Doug Zmolek	1989
11	Keith Ballard	2002
	Mike Ramsey	1979

GOLDEN GOPHERS DRAFTED BY NHL TEAM

1.	Dallas Stars (previously Minnesota North Stars)	22
2.	Colorado Avalanche (previously Quebec Nordiques)	12
3.	Washington Capitals	11
	Pittsburgh Penguins	11
5.	Phoenix Coyotes (previously Winnipeg Jets)	10
	St. Louis Blues	10
7.	Buffalo Sabres	9
8.	Calgary Flames (previously Atlanta Flames)	7
	Montreal Canadiens	7
	New Jersey Devils	7
	New York Rangers	7
	Philadelphia Flyers	7
13.	Los Angeles Kings	5
	Vancouver Canucks	5
	Chicago Blackhawks	5
16.	New York Islanders	4
	Minnesota Wild	4
	Detroit Red Wings	4
19.	Boston Bruins	3
	Nashville Predators	3
	San Jose Sharks	3
	Carolina Hurricanes (previously Hartford Whalers)	3
	Florida Panthers	3
24.	Edmonton Oilers	2
	Ottawa Senators	2
	Toronto Maple Leafs	2
	Columbus Blue Jackets	2
28.	Anaheim Ducks	1
	Winnipeg Jets (previously Atlanta Thrashers)	1
	California Golden Seals	1
	Colorado Rockies	1
	Kansas City Scouts	1
	Tampa Bay Lightning	1

GOLDEN GOPHERS DRAFTED BY ROUND

1st	18
2nd	25
3rd	17
4th	18
5th	19
6th	21
7th	17
8th	12
9th	16
10th	2
11th	7
12th	0
13th	1
14th	1
15th	1
21st	1
Supplemental	4

OLYMPIANS

1936	Garmisch	Bronze Medal
	Phillip LaBatte	D
1948	St. Moritz	4th place
	Rube Bjorkman	F
	Allan Opsahl	D
1952	Oslo	Silver Medal
	Rube Bjorkman	F
	Jim Sedin	D
	Al Van	D
	Ken Yackel, Sr.	D/F
1956	Cortina d'Ampezzo	Silver Medal
	Wendell Anderson	D
	Gene Campbell	F
	Dick Dougherty	F
	John Mayasich	F
	Dick Meredith	F
	Jack Petroske	D
	John Mariucci *	
1960	Squaw Valley	Gold Medal
	John Mayasich	F
	Jack McCartan	G
	Dick Meredith	F
1964	Innsbruck	5th place
	Dave Brooks	F
	Herb Brooks	F/D
	Tom McCoy	D
	Wayne Meredith	D
	Gary Schmalzbauer	F
	Jim Westby	D
1968	Grenoble	6th place
	Herb Brooks	F/D
	Jack Dale	F
	Craig Falkman	F
	Len Lilyholm	F
	Lou Nanne	D
	Larry Stordahl	F
	Murray Williamson *	
1972	Sapporo	Silver Medal
	Bruce McIntosh	D
	Wally Olds	D
	Frank Sanders	D
	Craig Sarner	F
	Murray Williamson *	
1976	Innsbruck	5th place
	Rob Harris	F
	Buzz Schneider	F
	Bob Johnson *	
1980	Lake Placid	Gold Medal
	Bill Baker	D
	Neal Broten	F
	Steve Christoff	F
	Steve Janaszak	G
	Rob McClanahan	F
	Mike Ramsey	D
	Buzz Schneider	F

	Eric Strobel	F
	Phil Verchota	F
	Herb Brooks *	
1984	Sarajevo	7th place
	Scott Bjugstad	F
	Steve Griffith	F
	Tom Hirsch	D
	David Jensen	D
	Corey Millen	F
	Phil Verchota	F
1988	Calgary	7th place
	John Blue	G
	Tom Chorske	F
	Corey Millen	F
	Todd Okerlund	F
	Dave Snuggerud	F
1992	Albertville	4th place
	Dean Blais #	
1994	Lillehammer	8th place
	Darby Hendrickson	F
	Craig Johnson	D
	Travis Richards	F
1998	Nagano	
	Herb Brooks (France) *	
2002	Salt Lake City	Silver Medal
	Herb Brooks *	
2006	Torino	8th place
	Jordan Leopold	D
2010	Vancouver	Silver Medal
	Erik Johnson	D
	Phil Kessel	F

U.S. NATIONAL TEAMS

1938	Czechoslovakia	7th place
	Al Van	D
	Spencer Wagnild	D
1939	Switzerland	Silver Medal
	Al Van	D
	Spencer Wagnild	D
1947	Czechoslovakia	5th place
	Pat Finnegan	F
	Robert McCabe	G
	Al Van	D
1949	Sweden	Bronze Medal
	Al Van	D
1950	England	Silver Medal
	Bud Frick	F
	Bob Graiziger	F
	Al Van	D
1955	West Germany	4th place
	Wendell Anderson	D
	Rube Bjorkman	F
	Gene Campbell	F
	Dick Dougherty	F
1958	Norway	5th place
	John Mayasich	F
	Dick Meredith	F
	Jack Petroske	D
	Don Vaia	G
1959	Czechoslovakia	4th place
	Richard Burg	F
	Jack McCartan	G
	Dick Meredith	F
	John Newkirk	D
	Robert Turk	F
	Jim Westby	D
	Marsh Ryman *	
1961	Switzerland	6th place
	Herb Brooks	F/D
	Richard Burg	F
	John Mayasich	F
	Tom Riley	D
	David Rovick	F
	Robert Turk	F
	Jim Westby	D
1962	Colorado	Bronze Medal
	Herb Brooks	F/D
	Michael Larson	G
	Oscar Mahle	F
	John Mayasich	F
1963	Sweden	8th place
	Don Norqual	D
	David Rovick	F
	Gerald Westby	F
1965	Finland	6th place
	Larry Alm	D
	Herb Brooks	F/D
	Myron Grafstrom	F
	Sam Grafstrom	F
	Larry Johnson	D
	Larry Smith	F
	Ken Yackel, Sr. *	
1967	Austria	5th place
	Herb Brooks	F/D
	Craig Falkman	F
	Len Lilyholm	F
	Jerry Melnychuk	F
	David Metzen	D
	Doug Woog	F
	Murray Williamson *	
1969	Sweden	6th place
	James Branch	D
	Gary Gambucci	F
	John Lothrop	G
	Larry Stordahl	D
	John Mayasich *	
1970	Sweden	Pool B (1st)
	Herb Brooks	F/D
	Gary Gambucci	F
	Len Lilyholm	F

	Larry Stordahl	D
	Murray Williamson *	
1971	Switzerland	6th place
	Craig Falkman	F
	Peter Fichuk	F
	Gary Gambucci	F
	Len Lilyholm	F
	Murray Williamson *	
1972	Romania	Pool B (2nd)
	Craig Sarner	F
1973	Austria	Pool B (2nd)
	Dean Blais	F
1974	Yugoslavia	Pool B (1st)
	Mike Polich	F
	Buzz Schneider	F
1975	West Germany	6th place
	Mike Polich	F
	Buzz Schneider	F
1976	Poland	4th place
	Mike Antonovich	F
	Gary Gambucci	F
	Bill Klatt	F
	Lou Nanne	D
	Pat Phippen	F
	Buzz Schneider	F
	Tom Younghans	F
	John Mariucci *	
1977	Austria	6th place
	Russ Anderson	D
	Warren Miller	F
	Lou Nanne	F
	Wally Olds	D
	Buzz Schneider	F
	Tom Vannelli	F
	Tom Youngmans	F
	John Mariucci *	
	Jack McCartan #	
1978	Czechoslovakia	6th place
	Pat Westrum	D
	Tom Youngmans	F
	John Mariucci *	
1979	Soviet Union	7th place
	Les Auge	D
	Bill Baker	D
	Steve Christoff	F
	Rob McClanahan	F
	Eric Strobel	F
	Phil Verchota	F
	Herb Brooks *	
1981	Sweden	5th place
	Bill Baker	D
	Aaron Broten	F
	Reed Larson	D
	Wally Olds	D
	Steve Ulseth	F
	Dick Meredith %	

10 GOPHERS ON 1980 “MIRACLE ON ICE” GOLD MEDAL TEAM

Suffice it to say, the two United States Olympic Ice Hockey Gold Medals would not have been possible without the contribution from the University of Minnesota Hockey program. In arguably the greatest moment in American sports history, the 1980 U.S. Olympic Hockey Team shocked the world by defeating Russia and Finland to claim the gold medal. That team was led by former University of Minnesota Head Coach Herb Brooks and included 10 Golden Gophers on the roster. Brooks also coached the 2002 U.S. Olympic hockey team to a silver medal.

Twenty years before the “Miracle on Ice,” the 1960 U.S. Olympic Hockey Team skated through the field unbeaten to win the nation’s first gold medal in Squaw Valley, Calif. That squad featured starting goaltender Jack McCartan, as well as John Mayasich and Dick Meredith.

Through the years, Team USA has had a noticeable Minnesota presence. In every year since the 1980 Olympic Games, the Gophers have been represented on Team USA. In 2010, Erik Johnson and Phil Kessel helped Team USA to a silver medal. Paul Martin was to be on the team, but could not compete because of injury.

Minnesota has also had an astounding 79 players that have been named to the U.S. National Junior Team since 1977.

1980 USA OLYMPIC HOCKEY ROSTER

GOALTENDERS

30	Jim Craig	North Easton, Mass.	Boston University
31	Bruce Horsch	Hastings, Minn.	Michigan Tech
1	Steve Janaszak	White Bear Lake, Minn.	Minnesota

DEFENSEMEN

2	Les Auge *	St. Paul, Minn.	Minnesota
6	Bill Baker	Grand Rapids, Minn.	Minnesota
12	Jack Hughes	Somerville, Mass.	Harvard
3	Ken Morrow	Davison, Mich.	Bowling Green
17	Jack O’Callahan	Charleston, Mass.	Boston University
5	Mike Ramsey	Minneapolis, Minn.	Minnesota
4	Gary Ross	Roseau, Minn.	Bemidji State
20	Bob Suter	Madison, Wis.	Wisconsin

FORWARDS

9	Neal Broten	Roseau, Minn.	Minnesota
23	Dave Christian	Warroad, Minn.	North Dakota
11	Steve Christoff	Richfield, Minn.	Minnesota
14	Ralph Cox	Braintree, Mass.	New Hampshire
22	Dave Delich	Eveleth, Minn.	Colorado College
21	Mike Eruzione	Winthrop, Mass.	Boston University
28	John Harrington	Virginia, Minn.	Minnesota-Duluth
10	Mark Johnson	Madison, Wis.	Wisconsin
7	Rob McClanahan	St. Paul, Minn.	Minnesota
16	Mark Pavelich	Eveleth, Minn.	Minnesota-Duluth
25	Buzz Schneider	Babbitt, Minn.	Minnesota
8	Dave Silk	Scituate, Mass.	Boston University
19	Eric Strobel	Rochester, Minn.	Minnesota
27	Phil Verchota	Duluth, Minn.	Minnesota
15	Mark Wells	St. Clair Shores, Mich.	Bowling Green

Head Coach: Herb Brooks

* second-to-last player cut from team

1982	Finland	8th place	1999	Norway	6th place	Rob McClanahan	F
	Mike Antonovich	F		Tom Chorske	F	Tom Youngghans	F
	Aaron Broten	F		Darby Hendrickson	F	Lou Nanne +	
	Bryan Erickson	F		Craig Johnson	F	1984 Aaron Broten	F
	Tom Gorence	F		Trent Klatt	F	Neal Broten	F
	Tom Hirsch	D	2000	Russia	5th place	Bryan Erickson	F
	Steve Janaszak	G		Ben Clymer	D	Tom Hirsch	D
	Joe Micheletti	D		Darby Hendrickson	F	David Jensen	D
	Mike Ramsey	D		Jeff Nielsen	F	Mike Ramsey	D
	Buzz Schneider	F	2001	Germany	4th place	Lou Nanne +	
1983	Japan	Pool B (1st)		Darby Hendrickson	F	1987 Aaron Broten	F
	Paul Ostby	G		Ryan Kraft	F	Corey Millen	F
	Steve Ulseth	F	2002	Sweden	7th place	Mike Ramsey	D
	Phil Verchota	F		Jordan Leopold	D	Doug Woog #	
1985	Czechoslovakia	4th place		Erik Rasmussen	F		
	Aaron Broten	F	2003	Finland	13th place		
	Corey Millen	F		Craig Johnson	F		
1986	Soviet Union	5th place		Jordan Leopold	D		
	Aaron Broten	F	2004	Czech Republic	Bronze Medal		
	Bryan Erickson	F		Keith Ballard	D		
1987	Austria	7th place		Erik Westrum	F		
	Aaron Broten	F		Thomas Vanek (Austria)	F		
	Bryan Erickson	F	2005	Austria	6th place		
1989	Sweden	6th place		Jordan Leopold	D		
	Tom Chorske	F		Paul Martin	D		
	Corey Millen	F		Thomas Vanek (Austria)	F		
	Dave Snuggerud	F	2006	Latvia	7th place		
	Robb Stauber	G		Phil Kessel	F		
1990	Switzerland	5th place	2007	Russia	5th place		
	John Blue	G		Keith Ballard	D		
	Aaron Broten	F		Erik Johnson	D		
	Steve MacSwain	F		Phil Kessel	F		
1991	Finland	4th place	2008	Canada	5th place		
	Tom Pederson	D		Keith Ballard	D		
1992	Czechoslovakia	7th place		Jordan Leopold	D		
	John Blue	G		Paul Martin	D		
1993	Germany	6th place		Phil Kessel	F		
	Craig Johnson	F	2009	Switzerland	4th place		
	Travis Richards	D		Keith Ballard	D		
1995	Sweden	6th place		Kyle Okposo	F		
	Tim Bergland	F		Thomas Vanek (Austria)	F		
1996	Austria	Bronze Medal	2010	Germany	13th place		
	Brian Bonin	F		Kyle Okposo	F		
	Tom Chorske	F		Ryan Potulny	F		
	Mike Crowley	D		Todd Richards#			
	Darby Hendrickson	F	2011	Slovakia	8th place		
	Craig Johnson	F		Blake Wheeler	F		
	Tom Pederson	D					
1997	Finland	6th place					
	John Blue	G					
	Darby Hendrickson	F					
1998	Switzerland	12th place					
	Tom Chorske	F					
	Mike Crowley	D					
	Darby Hendrickson	F					
	Dan Trebil	D					

WORLD CUP OF HOCKEY

2004 Paul Martin D

U.S. NATIONAL JUNIOR TEAM

1977 Czechoslovakia 7th place

Bob Bergloff D

1978 Canada 5th place

Paul Joswiak G

Bart Larson F

Steve Pepper F

Steve Ulseth F

Len Lilyholm *

1979 Sweden 6th place

Aaron Broten F

Neal Broten F

Bryan Erickson F

Jim Jetland G

Mike Ramsey D

Steve Ulseth F

1980 Finland 7th place

Bryan Erickson F

Dave Jensen D

1981 West Germany 6th place

Steve Griffith F

Dave Jensen D

1982 Minnesota 6th place

Rick Erdall F

Tony Kellin D

Doug Woog #

1983 Soviet Union 5th place

Rick Erdall F

Tony Kellin D

1984 Sweden 6th place

Wally Chapman F

Craig Mack D

Todd Okerlund F

1985 Finland 6th place

Doug Woog *

1986 Canada Bronze Medal

Tom Chorske F

1987 Czechoslovakia 4th place

U.S. OLYMPIC HALL OF FAME

2005 Herb Brooks F/D/Head Coach

	Marty Nanne	F		Nate Hagemo	D
	Robb Stauber	G		Phil Kessel	F
1988	Soviet Union	6th place	2006	Canada	4th place
	Randy Skarda	D		Jeff Frazee	G
	Dean Blais #			Erik Johnson	D
1989	Alaska	5th place		Phil Kessel	F
	Tom Pederson	D		Blake Wheeler	F
	Dean Blais #		2007	Sweden	Bronze Medal
1990	Finland	7th place		Mike Carman	F
	Cory Laylin	F		Jeff Frazee	G
	Jeff Stolp	G		Erik Johnson	D
	Doug Zmolek	D		Kyle Okposo	F
1991	Canada	4th place		Ryan Stoa	F
	Craig Johnson	F	2008	Czech Republic	4th place
	Trent Klatt	F		Mike Carman	F
1993	Sweden	4th place		Cade Fairchild	D
	Jeff Callinan	G		Ryan Flynn	F
1994	Czech Republic	6th place		Kyle Okposo	F
	Andy Brink	F		Jordan Schroeder	F
	Dean Blais *		2009	Canada	5th place
	Mike Guentzel #			Cade Fairchild	D
1995	Canada	5th place		Mike Hoeffel	F
	Reggie Berg	F		Jordan Schroeder	F
	Mike Crowley	D	2010	Canada	Gold Medal
	Brian LaFleur	D		Jordan Schroeder	F
	Mike Guentzel #			Dean Blais *	
1996	Massachusetts	5th place	2011	New York	Bronze Medal
	Reggie Berg	F		Nick Bjugstad	F
	Ben Clymer	D		Erik Haula (Finland)	F
	Casey Hankinson	F			
	Erik Rasmussen	F			
	Wyatt Smith	F			
	Mike Guentzel #				
1997	Switzerland	Silver Medal			
	Ben Clymer	D			
	Erik Rasmussen	F			
	Wyatt Smith	F			
1998	Finland	5th place			
	Aaron Miskovich	F			
1999	Canada	8th place			
	Jordan Leopold	D			
2000	Sweden	4th place			
	Jordan Leopold	D			
	Jeff Taffe	F			
2001	Russia	5th place			
	Paul Martin	D			
	Troy Riddle	F			
	Jeff Taffe	F			
2002	Czech Republic	5th place			
	Keith Ballard	D			
2003	Canada	4th place			
	Gino Guyer	F			
	Barry Tallackson	F			
2004	Finland				
	Thomas Vanek (Austria)	F			
2005	North Dakota	4th place			
	Alex Goligoski	D			

* Head Coach

Assistant Coach

% General Manager

+ Team Staff

HOCKEY HALL OF FAME

2006 Herb Brooks F/D/Head Coach

U.S. HOCKEY HALL OF FAME

2010	Dr. V George Nagobads	Doctor
2007	Aaron Broten	F
2006	Gary Gambucci	F
2005	Murray Williamson	F
2003	Dick Dougherty	F
2002	Doug Woog	F/Head Coach
2001	Mike Ramsey	D
2000	Neal Broten	F
1998	Lou Nanne	D
1996	Reed Larson	D
1991	Bob Johnson	F
1990	Herb Brooks	F/D/Head Coach
1988	Larry Ross	G
1986	Ken Yackel, Sr.	D/F
1983	Jack McCartan	G
1976	John Mayasich	F

CAREER RECORDS

TOTAL POINTS

“THE CAREER 150-POINT CLUB”

Player, seasons	G	A	Pts.
1. John Mayasich, 1951-55	144	154	298
2. Pat Micheletti, 1982-86	120	149	269
3. Corey Millen, 1982-87	119	122	241
4. Butsy Erickson, 1979-83	109	129	238
5. Larry Olimb, 1988-92	59	159	218
6. Brian Bonin, 1992-96	100	116	216
7. Steve Ulseth, 1977-81	84	118	202
8. Tim Harrer, 1976-80	117	84	201
9. John Pohl, 1998-2002	71	129	200
10. Dick Dougherty, 1951-54	109	78	187
11. Peter Hankinson, 1986-90	82	100	182
12. Tom Vannelli, 1973-77	69	111	180
13. Troy Riddle, 2000-04	82	96	178
Aaron Broten, 1979-81	72	106	178
15. Erik Westrum, 1997-2001	69	99	168
Richard Erdall, 1981-85	55	113	168
17. Ryan Kraft, 1994-98	62	104	166
18. Scott Bjugstad, 1979-83	86	77	163
19. Grant Bischoff, 1987-91	80	81	161
Tom Rothstein, 1980-85	67	94	161
21. Steve Christoff, 1976-79	77	82	159
Mike Polich, 1971-75	70	89	159
23. Reggie Berg, 1995-99	74	84	158
Todd Richards, 1985-89	30	128	158
25. Mike Crowley, 1994-97	37	120	157
26. Jason Miller, 1987-91	53	102	155

GOALS

1. John Mayasich, 1951-55	144
2. Pat Micheletti, 1982-86	120
3. Corey Miller, 1983-87	119
4. Tim Harrer, 1976-80	117
5. Butsy Erickson, 1979-83	109
Dick Dougherty, 1950-54	109
7. Brian Bonin, 1992-96	100
8. Scott Bjugstad, 1979-83	86
9. Steve Ulseth, 1977-81	84
10. Troy Riddle, 2000-04	82
Peter Hankinson, 1986-90	82
12. Grant Bischoff, 1987-91	80
13. Ken Gernander, 1987-91	78
14. Steve Christoff, 1976-79	77
15. Jeff Nielsen, 1990-94	76
16. Reggie Berg, 1995-99	74
17. Dave Snuggerud, 1985-89	73
18. Aaron Broten, 1979-81	72
19. John Pohl, 1998-2002	71
20. Ken Yackel, Sr., 1974-77	70
Mike Polich, 1971-75	70

ASSISTS

1. Larry Olimb, 1988-92	159
2. John Mayasich, 1951-55	154
3. Pat Micheletti, 1982-86	149
4. Butsy Erickson, 1979-83	129
5. John Pohl, 1998-2002	128
Todd Richards, 1985-89	128
7. Corey Millen, 1983-87	122
8. Mike Crowley, 1994-97	120
9. Steve Ulseth, 1977-81	118
10. Brian Bonin, 1992-96	116
11. Richard Erdall, 1981-85	113
12. Tom Vannelli, 1973-77	111
13. Aaron Broten, 1979-81	106
14. Ryan Kraft, 1994-98	104
Neal Broten, 1978-81	104
16. Jason Miller, 1987-91	102
17. Dan Trebil, 1991-96	100
Peter Hankinson, 1986-90	100
19. Jordan Leopold, 1998-2002	99
Erik Westrum, 1997-2001	99

SHORTHANDED GOALS

1. Aaron Miskovich, 1997-2001	10
(1 in 1997-98)	
(2 in 1998-99)	
(4 in 1999-2000)	
(3 in 2000-01)	
Paul Broten, 1984-88	10
(3 in 1984-85)	
(3 in 1986-87)	
(4 in 1987-88)	

POINTS BY A DEFENSEMEN

Player, season	G	A	Pts.
1. Todd Richards, 1985-89	30	128	158
2. Mike Crowley, 1994-97	37	120	157
3. Jordan Leopold, 1998-2002	45	99	144
4. Travis Richards, 1989-93	35	98	133
5. Dan Trebil, 1991-96	24	100	124
6. Bill Baker, 1975-79	30	88	118
7. Gary Shopek, 1983-87	24	93	117
8. Tony Kellin, 1982-86	37	75	112
9. Chris Harrington, 2002-06	14	95	109
10. Joe Micheletti, 1973-77	25	81	106
11. Les Auge, 1971-75	19	85	104
12. Keith Ballard, 2001-04	33	67	100
13. Tom Pederson, 1987-91	25	74	99
14. Alex Goligoski, 2004-07	25	73	98
15. Paul Martin, 2000-03	20	77	97
16. Bart Larson, 1977-81	14	82	96
17. Reed Larson, 1973-77	34	61	95

GOALS BY A DEFENSEMEN

1. Jordan Leopold, 1998-2002.....	45
2. Mike Crowley, 1994-97.....	37
Tony Kellin, 1982-86.....	37
4. Chris McAlpine, 1990-94.....	36
5. Travis Richards, 1988-93.....	35
6. Reed Larson, 1973-77.....	34
7. Keith Ballard, 2001-04.....	33
8. Todd Richards, 1985-89.....	30
Bill Baker, 1975-79.....	30
10. Randy Skarda, 1986-89.....	28
11. Alex Goligoski, 2004-07.....	25
Tom Pederson, 1987-91.....	25
Joe Micheletti, 1973-77.....	25
13. Dan Trebil, 1991-96.....	24
Gary Shopek, 1983-87.....	24
Michael Knoke, 1979-81.....	24

ASSISTS BY A DEFENSEMEN

1. Todd Richards, 1985-89.....	128
2. Mike Crowley, 1994-97.....	120
3. Dan Trebil, 1991-96.....	100
4. Jordan Leopold, 1998-2002.....	99
5. Travis Richards, 1989-93.....	98
6. Chris Harrington, 2002-06.....	95
7. Gary Shopek, 1983-87.....	93
8. Bill Baker, 1975-79.....	88
9. Les Auge, 1971-75.....	85
10. Bart Larson, 1977-81.....	82
11. Joe Micheletti, 1973-77.....	81
12. Paul Martin, 2000-03.....	77
13. Tony Kellin, 1982-86.....	75
Mike Guentzel, 1981-85.....	75
15. Tom Pederson, 1987-91.....	74
16. Alex Goligoski, 2004-07.....	73
17. Cade Fairchild, 2007-11.....	72
18. Michael Knoke, 1979-81.....	70

GAMES PLAYED

1. Larry Olimb, 1988-92.....	182
2. Grant Bischoff, 1987-91.....	180
3. Ken Gernander, 1987-91.....	176
Peter Hankinson, 1986-90.....	176
Travis Richards, 1989-93.....	176
6. Derek Peltier, 2004-08.....	173
Jason Miller, 1987-91.....	173
Gary Shopek, 1984-88.....	173
8. Andy Sertich, 2002-06.....	172
Judd Stevens, 2001-05.....	172
Jeff Nielsen, 1990-94.....	172
Paul Broten, 1984-88.....	172
12. Matt Koalska, 2000-04.....	171
Troy Riddle, 2000-04.....	171
14. Gino Guyer, 2002-06.....	170
Chris Harrington, 2002-06.....	170
Dylan Mills, 1997-2001.....	170
Cory Laylin, 1988-92.....	170

18. Jake Fleming, 2001-05.....	168
Jon Waibel, 2000-04.....	168
20. Todd Richards, 1985-89.....	167
Tim Bergland, 1983-87.....	167

POINTS PER GAME (MIN. 60 GP)

Player, season.....	GP.....	Pts.....	PPG
1. John Mayasich, 1951-55.....	111	298	2.68
2. Dick Dougherty, 1950-54.....	81	187	2.15
3. Aaron Broten, 1979-81.....	86	178	2.07
4. Neal Broten, 1978-81.....	76	142	1.97
5. Pat Micheletti, 1982-86.....	162	269	1.66
6. Butsy Erickson, 1979-83.....	144	238	1.65
7. Corey Millen, 1982-87.....	149	241	1.62
8. Gene Campbell, 1951-54.....	80	119	1.49
9. Richard Erdall, 1981-85.....	123	168	1.37
10. Thomas Vanek, 2002-04.....	83	113	1.36
Steve Ulseth, 1977-81.....	148	202	1.36
12. Steve Christoff, 1976-79.....	119	159	1.34
13. Ken Yackel, Sr., 1974-77.....	112	148	1.32
14. Brian Bonin, 1992-96.....	166	216	1.30
Tom Vannelli, 1973-77.....	138	180	1.30

PENALTIES

1. Chris McAlpine, 1990-94.....	208
2. Matt DeMarchi, 1999-2003.....	204
3. Ben Hankinson, 1987-91.....	182
4. Pat Micheletti, 1982-86.....	180
5. Dave Larson, 1992-96.....	142
6. Lance Pittlick, 1986-90.....	138
7. Jeff Nielsen, 1990-94.....	128
8. Casey Hankinson, 1994-98.....	126
9. Erik Westrum, 1997-2001.....	125
10. Don Micheletti, 1976-80.....	123
11. Jed Fiebelkorn, 1991-95.....	122
Tony Kellin, 1982-86.....	122
13. Dick Paradise, 1965-68.....	119
14. Bill Kohn, 1995-99.....	118
Randy Skarda, 1986-89.....	118

PENALTY MINUTES

1. Matt DeMarchi, 1999-2003.....	473
2. Chris McAlpine, 1990-94.....	453
3. Pat Micheletti, 1982-86.....	403
4. Ben Hankinson, 1987-91.....	400
5. Casey Hankinson, 1994-98.....	347
6. Dave Larson, 1992-96.....	314
7. Erik Westrum, 1997-2001.....	307
8. Jeff Nielsen, 1990-94.....	292
9. Lance Pittlick, 1986-90.....	285
10. Bill Kohn, 1995-99.....	274
11. Dick Paradise, 1965-68.....	271
12. Randy Skarda, 1985-89.....	270
13. Scott Bell, 1990-95.....	268
14. Chris Harrington, 2002-06.....	266
15. Bill Butters, 1970-73.....	262
16. Don Micheletti, 1976-80.....	257

SEASON RECORDS

TOTAL POINTS

“THE SEASON 75-POINT CLUB”

Player, season	G	A	Pts.
1. Aaron Broten, 1980-81	47	59	106
2. Pat Micheletti, 1984-85	48	46	96
3. Steve Ulseth, 1980-81	41	52	93
4. Scott Bjugstad, 1982-83	43	48	91
5. Butsy Erickson, 1980-81	39	47	86
6. Corey Millen, 1985-86	41	42	83
7. Butsy Erickson, 1982-83	35	47	82
Tim Harrer, 1979-80	53	29	82
9. Brian Bonin, 1995-96	34	47	81
10. Larry Olib, 1991-92	24	56	80
Pat Micheletti, 1985-86	32	48	80
John Mayasich, 1954-55	41	39	80
13. John Pohl, 2001-02	27	52	79
14. John Mayasich, 1953-54	29	49	78
John Mayasich, 1952-53	42	36	78
16. Steve Christoff, 1978-79	38	39	77
17. Richard Erdall, 1984-85	25	51	76

GOALS

1. Tim Harrer, 1979-80	53
2. Pat Micheletti, 1984-85	48
3. Aaron Broten, 1980-81	47
4. Scott Bjugstad, 1982-83	43
5. Dick Dougherty, 1953-54	42
John Mayasich, 1952-53	42
6. Corey Millen, 1985-86	41
Steve Ulseth, 1980-81	41
John Mayasich, 1954-55	41

ASSISTS

1. Aaron Broten, 1980-81	59
2. Larry Olib, 1991-92	56
3. Neal Broten, 1980-81	54
4. John Pohl, 2001-02	52
Steve Ulseth, 1980-81	52
6. Neal Broten, 1978-79	50
7. John Mayasich, 1953-54	49
8. Scott Bjugstad, 1982-83	48
Pat Micheletti, 1985-86	48
10. Brian Bonin, 1995-96	47
Butsy Erickson, 1982-83	47

SHORT-HANDED GOALS

1. Peter Hankinson, 1989-90	5
Steve Griffith, 1982-83	5

POINTS BY A DEFENSEMAN

Player, season	G	A	Pts.
1. Mike Crowley, 1995-96	17	46	63
2. Mike Crowley, 1996-97	9	47	56
3. Bill Baker, 1978-79	12	42	54
4. Todd Richards, 1986-87	8	43	51

5. Jordan Leopold, 2000-01	12	37	49
6. Jordan Leopold, 2001-02	20	28	48
Michael Knoke, 1980-81	15	33	48
Joe Micheletti, 1976-77	9	39	48
9. Dan Trebil, 1995-96	11	35	46
Michael Knoke, 1979-80	9	37	46

GOALS BY A DEFENSEMAN

1. Jordan Leopold, 2001-02	20
2. Randy Skarda, 1987-88	19
3. Mike Crowley, 1995-96	17
4. Michael Knoke, 1980-81	15
5. Lou Nanne, 1962-63	14
6. Reed Larson, 1975-76	13
7. Keith Ballard, 2002-03	12
Jordan Leopold, 2000-01	12
Chris McAlpine, 1993-94	12
Travis Richards, 1988-93	12
Tony Kellin, 1983-84	12
Bill Baker, 1978-79	12
Ken Yackel, Sr., 1953-54	12

ASSISTS BY A DEFENSEMAN

1. Mike Crowley, 1996-97	47
2. Mike Crowley, 1995-96	46
3. Todd Richards, 1986-87	43
4. Bill Baker, 1978-79	42
5. Joe Micheletti, 1976-77	39
6. Jordan Leopold, 2000-01	37
Michael Knoke, 1979-80	37
8. Larry Olib, 1989-90*	36
Mike Guentzel, 1984-85	36
10. Dan Trebil, 1995-96	35

* Olib played defense for two seasons (1988-90), but then was switched to center. Only his '88-89 and '89-90 statistics count toward defensemen's records.

PENALTIES

1. Pat Micheletti, 1984-85	65
2. Chris McAlpine, 1991-92	64
3. Ben Hankinson, 1990-91	62
4. Matt DeMarchi, 2000-01	57
5. Chris McAlpine, 1993-94	55
Peter Hayek, 1979-80	55

PENALTY MINUTES

1. Pat Micheletti, 1984-85	154
2. Matt DeMarchi, 2000-01	149
3. Chris McAlpine, 1991-92	136
4. Ben Hankinson, 1990-91	133
5. Matt DeMarchi, 2002-03	130
6. Erik Rasmussen, 1996-97	123
7. Chris McAlpine, 1993-94	121
8. Jed Fiebelkorn, 1994-95	119

GOALS BY A FRESHMAN

1. John Mayasich, 1951-52	32
2. Thomas Vanek, 2002-03	31
3. Darby Hendrickson, 1991-92	25
Aaron Broten, 1979-80	25
5. John Sheridan, 1973-74	24
6. Reggie Berg, 1995-96	23
Mike Antonovich, 1969-70	23
8. Grant Potulny, 2000-01	22
Trent Klatt, 1989-90	22
Neal Broten, 1978-79	22

ASSISTS BY A FRESHMAN

1. Neal Broten, 1978-79	50
2. Aaron Broten, 1979-80	47
3. Phil Kessel, 2005-06	37
Ryan Kraft, 1994-95	33
Jay Cates, 1985-86	33
6. Jordan Schroeder, 2008-09	32
Erik Rasmussen, 1995-96	32
7. Thomas Vanek, 2002-03	31
8. Darby Hendrickson, 1991-92	30
John Mayasich, 1951-52	30

LONGEST POINT SCORING STREAK

1. Steve Ulseth, 1980-81	24
2. John Mayasich, 1951-53	23
3. Brian Bonin, 1994-96	21
Pat Micheletti, 1983-85	21
5. Erik Westrum, 1999-2000	19
Aaron Broten, 1980-81	19

LONGEST POINT-SCORING STREAK - SINGLE SEASON

1. Steve Ulseth, 1980-81	24
2. Erik Westrum, 1999-2000	19
Brian Bonin, 1995-96	19
Aaron Broten, 1980-81	19
5. Scott Bjugstad, 1982-83	17
6. John Mayasich, 1953-54	16

MOST GAME-WINNING GOALS (SINCE 1975)

1. Aaron Broten, 1980-81	10
2. Jeff Taffe, 2001-02	8
3. Six players (last: Brian Bonin, 1993-94)	7
9. Trent Klatt, 1991-92	6

MOST POWER PLAY GOALS (SINCE 1975)

1. Tim Harrer, 1979-80	27
2. Aaron Broten, 1980-81	26
3. Pat Micheletti, 1984-85	25
4. Ryan Potulny, 2005-06	17
5. Grant Potulny, 2000-01	16
6. Corey Millen, 1986-87	15
7. Ryan Potulny, 2004-05	14
John Pohl, 2001-02	14
Jeff Taffe, 2001-02	14
Corey Millen, 1985-86	14

SENIOR SEASON SCORING

Player, season	G	A	Pts.
1. Steve Ulseth, 1980-81	41	52	93
2. Scott Bjugstad, 1982-83	43	48	91
3. Butsy Erickson, 1982-83	35	47	82
Tim Harrer, 1979-80	53	29	82
5. Brian Bonin, 1995-96	34	47	81
6. Larry Olimb, 1991-92	24	56	80
Pat Micheletti, 1985-86	32	48	80
John Mayasich, 1954-55	41	39	80
9. John Pohl, 2001-02	27	52	79
10. Richard Erdall, 1984-85	25	51	76

JUNIOR SEASON SCORING

Player, season	G	A	Pts.
1. Pat Micheletti, 1984-85	48	46	96
2. Corey Millen, 1985-86	41	42	83
3. John Mayasich, 1953-54	29	49	78
4. Steve Christoff, 1978-79	38	39	77
5. Don Micheletti, 1978-79	36	36	72
6. Tom Vannelli, 1975-76	26	43	69
7. Dick Dougherty, 1952-53	35	32	67
8. Trent Klatt, 1991-92	30	36	66
9. Tom Rothstein, 1983-84	30	34	64
10. Ryan Potulny, 2005-06	38	25	63
Brian Bonin, 1994-95	32	31	63

SOPHOMORE SEASON SCORING

Player, season	G	A	Pts.
1. Aaron Broten, 1980-81	47	59	106
2. Butsy Erickson, 1980-81	39	47	86
3. John Mayasich, 1952-53	42	36	78
4. Neal Broten, 1980-81	17	54	71
5. Steve Christoff, 1977-78	32	34	66
6. Corey Millen, 1983-84	28	36	64
7. Mike Crowley, 1995-96	17	46	63
8. Pat Micheletti, 1983-84	26	34	60
9. John Pohl, 1999-2000	18	41	59
Dave Snuggerud, 1986-87	30	29	59

FRESHMAN SEASON SCORING

Player, season	G	A	Pts.
1. Aaron Broten, 1979-80	25	47	72
2. Neal Broten, 1978-79	21	50	71
3. Thomas Vanek, 2002-03	31	31	62
John Mayasich, 1951-52	32	30	62
5. Darby Hendrickson, 1991-92	25	30	55
6. Jay Cates, 1985-86	20	33	53
7. Phil Kessel, 2005-06	18	33	51
8. Erik Rasmussen, 1995-96	16	32	48
9. Ryan Kraft, 1994-95	13	33	46
10. Jordan Schroeder, 2008-09	13	32	45

SCORING LEADERS SINCE 1950

YEAR	PLAYER	POS.	GP	G	A	TP
1949-50	Russell Strom	C	16	9	8	17
	Jack Bonner	C	16	9	8	17
1950-51	Calvin Engelstad	W	26	19	34	53
1951-52	John Mayasich	C	26	32	30	62
1952-53	John Mayasich	C	27	42	36	78
1953-54	John Mayasich	C	28	29	49	78
1954-55	John Mayasich	C	30	41	39	80
1955-56	Ken Yackel Sr.	W	29	19	20	39
1956-57	Terry Bartholome	W	29	14	7	21
1957-58	Dick Burg	W	28	19	16	35
1958-59	Stu Anderson	C	25	15	19	34
1959-60	Jerry Melnychuk	C	28	15	25	40
1960-61	Jerry Norman	W	27	22	17	39
1961-62	Ron Constantine	W	22	15	13	28
1962-63	Lou Nanne	D	29	14	29	43
1963-64	Roy Nystrom	W	26	17	19	36
1964-65	Doug Woog	C	29	26	21	47
1965-66	Gary Gambucci	W	28	23	17	40
1966-67	Jack Dale	C	28	17	26	43
1967-68	Bill Klatt	W	31	23	20	43
1968-69	Peter Fichuk	C	31	21	24	45
1969-70	Mike Antonovich	C	32	23	20	43
1970-71	Dean Blais	W	33	16	24	40
1971-72	Doug Peltier	W	32	22	14	36
1972-73	Mike Polich	C	34	18	14	32
	Dean Blais	W	34	14	18	32
1973-74	Mike Polich	C	40	19	33	52
1974-75	Mike Polich	C	42	25	37	62
1975-76	Tom Vannelli	C	44	26	43	69
1976-77	Tom Vannelli	C	42	26	30	56
1977-78	Steve Christoff	C	38	32	34	66
1978-79	Steve Christoff	C	43	38	39	77
1979-80	Tim Harrer	W	41	*53	29	82
1980-81	Aaron Broten	C	45	47	*59	*106
1981-82	Butsy Erickson	W	35	25	20	45
1982-83	Scott Bjugstad	C	44	43	48	91
1983-84	Tom Rothstein	W	39	30	34	64
1984-85	Pat Micheletti	W	44	48	48	96
1985-86	Corey Millen	C	*48	41	42	83
1986-87	Corey Millen	C	42	36	29	65
1987-88	Jay Cates	C	42	17	31	48
1988-89	Tom Chorske	W	37	25	24	49
	Dave Snuggerud	C	45	29	20	49
1989-90	Peter Hankinson	W	46	25	41	66
1990-91	Larry Olimb	D/C	45	19	38	57
1991-92	Larry Olimb	C	44	24	56	80
1992-93	Craig Johnson	C/W	42	22	24	46
1993-94	Jeff Nielsen	W	41	29	16	45
1994-95	Brian Bonin	C	44	32	31	63
1995-96	Brian Bonin	C	42	34	47	81
1996-97	Mike Crowley	D	42	9	47	56
1997-98	Wyatt Smith	C	39	24	23	47
1998-99	Reggie Berg	F	43	20	28	48
1999-2000	John Pohl	F	41	18	41	59
2000-01	Erik Westrum	C	42	26	35	61

2001-02	John Pohl	C	44	27	52	79
2002-03	Thomas Vanek	F	45	31	31	62
2003-04	Thomas Vanek	F	38	26	25	51
2004-05	Tyler Hirsch	F	41	11	33	44
2005-06	Ryan Potulny	C	41	38	25	63
2006-07	Jay Barringall	F	44	20	23	43
2007-08	Blake Wheeler	C	44	15	20	35
2008-09	Ryan Stoa	F	36	24	22	46
2009-10	Tony Lucia	F	39	11	17	28
	Jordan Schroeder	F	37	9	19	28
2010-11	Jacob Cepis	F	36	12	17	29

* single-season high

100-POINT GOLDEN GOPHERS

Player	Seasons	GP	G	A	Pts.	Player	Seasons	GP	G	A	Pts.
John Mayasich	1951-55	111	144	154	298	Phil Verchota	1975-79	161	59	61	120
Pat Micheletti	1982-86	162	120	149	269	Gene Campbell	1951-54	80	52	67	119
Corey Millen	1982-87	149	119	122	241	Ryan Potulny	2003-06	100	68	50	118
Bryan "Butsy" Erickson	1979-83	144	109	129	238	Bill Baker	1975-79	154	30	88	118
Larry Olimb	1988-92	182	59	159	218	Gary Shopek	1983-87	173	24	93	117
Brian Bonin	1992-96	166	100	116	216	Grant Potulny	2000-04	146	68	48	116
Steve Ulseth	1977-81	148	84	118	202	Thomas Vanek	2002-04	83	57	56	113
Tim Harrer	1976-80	157	117	84	201	Jeff Taffe	1999-2002	120	56	57	113
John Pohl	1998-2002	165	71	129	200	Tony Kellin	1982-86	165	37	75	112
Dick Dougherty	1951-54	81	109	78	187	Chris Harrington	2002-06	170	14	95	109
Peter Hankinson	1986-90	176	82	100	182	Rob McClanahan	1976-79	121	45	63	108
Tom Vannelli	1973-77	138	69	111	180	Gary Gambucci	1965-68	88	52	56	108
Troy Riddle	2000-04	171	82	96	178	Gino Guyer	2002-06	170	40	67	107
Aaron Broten	1979-81	86	72	106	178	Cory Laylin	1988-92	170	58	49	107
Erik Westrum	1997-2001	161	69	99	168	Mark Lambert	1974-78	160	42	65	107
Richard Erdall	1981-85	123	55	113	168	Bill Klatt	1966-69	89	52	55	107
Ryan Kraft	1994-98	159	62	104	166	Eric Strobel	1976-79	120	52	54	106
Scott Bjugstad	1979-83	133	86	77	163	Joe Micheletti	1973-77	135	25	81	106
Grant Bischoff	1987-91	180	80	81	161	Casey Hankinson	1994-98	149	50	56	106
Tom Rothstein	1980-85	158	67	94	161	Les Auge	1971-75	134	19	85	104
Steve Christoff	1976-79	119	77	82	159	Danny Irmien	2003-06	118	54	49	103
Mike Polich	1971-75	148	70	89	159	Dick Meredith	1951-55	110	43	59	102
Reggie Berg	1995-99	160	74	84	158	Doug Woog	1963-66	80	48	53	101
Todd Richards	1985-89	167	30	128	158	Tom Chorske	1985-89	123	51	50	101
Mike Crowley	1994-97	125	37	120	157	Peter Fichuk	1966-69	92	43	58	101
Jason Miller	1987-91	173	53	102	155	Keith Ballard	2001-04	123	33	67	100
Ken Yackel, Sr.	1952-56	112	70	78	148	Ben Hankinson	1987-91	155	49	51	100
Don Micheletti	1976-80	127	64	84	148						
Steve MacSwain	1983-87	139	68	79	147	Nearest Current Golden Gopher:					
Trent Klatt	1989-92	121	68	78	146	Jake Hansen	2008-pres.	106	20	19	39
Jordan Leopold	1998-2002	164	45	99	144						
Neal Broten	1978-81	76	38	104	142						
Jeff Nielsen	1990-94	172	76	65	141						
Jay Cates	1985-88	136	55	86	141						
Dave Snuggerud	1985-89	126	73	67	140						
Ken Gernander	1987-91	176	78	62	140						
Dean Blais	1969-73	124	56	83	139						
Matt Koalska	2000-04	171	42	94	136						
Craig Johnson	1990-93	119	54	81	135						
Kevin Hartzell	1978-82	140	54	80	134						
Travis Richards	1989-93	176	35	98	133						
Pat Phippen	1973-76	123	46	85	131						
Jay Barriball	2006-11	154	51	79	130						
Todd Okerlund	1983-87	133	44	86	130						
Dave Spehar	1996-2000	160	61	68	129						
Wyatt Smith	1995-99	152	67	62	129						
Warren Miller	1972-76	157	58	71	129						
Justin McHugh	1990-95	160	66	60	126						
Dan Trebil	1992-96	164	24	100	124						
Paul Broten	1984-88	172	50	72	122						
Wally Chapman	1982-86	144	67	54	121						

50-GOAL SCORERS

Player	Seasons	G
John Mayasich	1951-55	144
Pat Micheletti	1982-86	120
Corey Millen	1982-87	119
Tim Harrer	1976-80	117
Dick Dougherty	1951-54	109
Bryan "Butsy" Erickson	1979-83	109
Brian Bonin	1992-96	100
Scott Bjugstad	1979-83	86
Steve Ulseth	1977-81	84
Troy Riddle	2000-04	82
Peter Hankinson	1986-90	82
Grant Bischoff	1987-91	80
Ken Gernander	1987-91	78
Steve Christoff	1976-79	77
Jeff Nielsen	1990-94	76
Reggie Berg	1995-99	74
Dave Snuggerud	1985-89	73
Aaron Broten	1979-81	72
John Pohl	1998-2002	71
Mike Polich	1971-75	70
Ken Yackel, Sr.	1952-56	70
Tom Vannelli	1973-77	69
Erik Westrum	1997-2001	69
Ryan Potulny	2002-06	68
Grant Potulny	2000-04	68
Trent Klatt	1989-92	68
Steve MacSwain	1983-87	68
Wally Chapman	1982-86	67
Tom Rothstein	1980-85	67
Wyatt Smith	1995-99	67
Justin McHugh	1990-95	66
Don Micheletti	1976-80	64
Ryan Kraft	1994-98	62
Dave Spehar	1996-2000	61
Larry Olimb	1988-92	59
Phil Verchota	1975-79	59
Cory Laylin	1988-92	58
Warren Miller	1972-76	58
Thomas Vanek	2002-04	57
Dean Blais	1969-73	56
Jeff Taffe	1999-2002	56
Jay Cates	1985-88	55
Richard Erdall	1981-85	55
Danny Irmén	2002-06	54
Kevin Hartzell	1978-82	54
Craig Johnson	1990-93	54
Jason Miller	1987-91	53
Gene Campbell	1951-54	52
Gary Gambucci	1965-68	52
Bill Klatt	1966-69	52
Eric Strobel	1976-79	52

Jay Barriball	2006-11	51
Tom Chorske	1985-89	51
Paul Broten	1984-88	50
Casey Hankinson	1994-98	50
Buzz Schneider	1972-75	50

Nearest Current Golden Gopher:

Jake Hansen	2008-pres.	20
-------------	------------	----

75-ASSIST GOPHERS

Player	Seasons	A
Larry Olimb	1988-92	159
John Mayasich	1951-55	154
Pat Micheletti	1982-86	149
Bryan "Butsy" Erickson	1979-83	129
John Pohl	1998-2002	128
Todd Richards	1985-89	128
Corey Millen	1982-87	122
Mike Crowley	1993-97	120
Steve Ulseth	1977-81	118
Brian Bonin	1992-96	116
Richard Erdall	1981-85	113
Tom Vannelli	1973-77	111
Aaron Broten	1979-81	106
Ryan Kraft	1994-98	104
Neal Broten	1978-81	104
Jason Miller	1987-91	102
Peter Hankinson	1986-90	100
Dan Trebil	1992-96	100
Jordan Leopold	1998-2002	99
Erik Westrum	1997-2001	99
Travis Richards	1989-93	98
Troy Riddle	2000-04	96
Chris Harrington	2002-06	95
Matt Koalska	2000-04	94
Tom Rothstein	1980-85	94
Gary Shopek	1983-87	93
Mike Polich	1971-75	89
Bill Baker	1975-79	88
Jay Cates	1985-88	86
Todd Okerlund	1983-87	86
Les Auge	1971-75	85
Pat Phippen	1973-76	85
Reggie Berg	1995-99	84
Tim Harrer	1976-80	84
Don Micheletti	1976-80	84
Dean Blais	1969-73	83
Steve Christoff	1976-79	82
Bart Larson	1978-81	82
Grant Bischoff	1987-91	81
Craig Johnson	1990-93	81
Joe Micheletti	1973-77	81
Kevin Hartzell	1978-82	80
Jay Barriball	2006-11	79

Steve MacSwain	1983-87	79
Dick Dougherty	1951-54	78
Ken Yackel, Sr.	1952-56	78
Scott Bjugstad	1979-83	77
Paul Martin	2000-03	77
Mike Guentzel	1981-85	75
Tony Kellin	1982-86	75

Nearest Current Golden Gopher:

Jake Hansen	2008-pres.	19
-------------	------------	----

CAREER ONE POINT-PER-GAME GOLDEN GOPHERS (min. 60 GP)

Player	Seasons	GP	Pts.	PPG	Player	Seasons	GP	Pts.	PPG
John Mayasich	1951-55	111	298	2.68	Charles Norby	1965-68	86	88	1.02
Dick Dougherty	1951-54	81	187	2.15	Erik Rasmussen	1994-97	74	75	1.01
Aaron Broten	1979-81	86	178	2.01	Ron Nystrom	1962-65	79	80	1.01
Neal Broten	1978-81	76	142	1.97	Myron Grafstrom	1957-60	79	79	1.00
Pat Micheletti	1982-86	162	269	1.66					
Bryan "Butsy" Erickson	1979-83	144	238	1.65	Nearest Current Golden Gophers:				
Corey Millen	1982-87	149	241	1.62	Erik Haula	2010-pres.	34	24	0.70
Gene Campbell	1951-54	80	119	1.49	Nick Bjugstad	2010-pres.	29	20	0.68
Richard Erdall	1981-85	123	168	1.37					
Thomas Vanek	2002-04	83	113	1.36					
Steve Ulseth	1977-81	148	202	1.36					
Steve Christoff	1976-79	119	159	1.34					
Ken Yackel, Sr.	1952-56	112	148	1.32					
Brian Bonin	1992-96	166	216	1.30					
Tom Vannelli	1973-77	138	180	1.30					
Tim Harrer	1976-80	157	201	1.28					
Mike Crowley	1994-97	125	157	1.26					
Doug Woog	1963-66	80	101	1.26					
Gerald Melnychuk	1957-60	79	98	1.24					
Trent Klatt	1989-92	121	146	1.23					
Scott Bjugstad	1979-83	133	163	1.23					
Gary Gambucci	1965-68	88	108	1.23					
Lorne Grosso	1963-66	73	90	1.23					
John Pohl	1998-2002	165	200	1.21					
Larry Olimb	1988-92	182	218	1.20					
Bill Klatt	1966-69	89	107	1.20					
Ryan Potulny	2003-06	100	118	1.18					
Don Micheletti	1976-80	127	148	1.17					
Michael Knoke	1979-81	82	94	1.15					
Craig Johnson	1990-93	119	135	1.13					
Dean Blais	1969-73	124	139	1.12					
Dave Snuggerud	1985-89	126	140	1.11					
Mike Antonovich	1969-72	77	85	1.10					
Peter Fichuk	1966-69	92	101	1.10					
Darby Hendrickson	1991-93	75	82	1.09					
Tom Youngmans	1974-76	66	71	1.08					
Pat Phippen	1973-76	123	131	1.07					
Mike Polich	1971-75	148	159	1.07					
Steve MacSwain	1983-87	139	147	1.06					
John Dale	1964-67	82	87	1.06					
Troy Riddle	2000-04	171	178	1.04					
Erik Westrum	1997-2001	161	168	1.04					
Ryan Kraft	1994-98	159	62	1.04					
Jay Cates	1985-88	136	141	1.04					
Murray Williamson	1956-59	76	79	1.04					
Robert Pearson	1955-58	78	81	1.04					
George Jetty	1953-56	82	85	1.04					
Peter Hankinson	1986-90	176	182	1.03					
Leonard Lilyholm	1960-63	79	81	1.03					
Tom Rothstein	1980-85	158	161	1.02					

CAREER GOALTENDING RECORDS

GAMES PLAYED

151	Adam Hauser	1998-2002
132	Kellen Briggs	2003-07
108	Alex Kangas	2007-11
98	Robb Stauber	1986-89
96	Steve DeBus	1995-98
96	Jeff Callinan	1991-95
96	John Blue	1984-87
94	Jeff Stolp	1988-92
91	Steve Janaszak	1975-79
91	Tom Newman	1989-93

MINUTES PLAYED

8,833	Adam Hauser	1998-2002
7,504	Kellen Briggs	2003-07
6,359	Alex Kangas	2007-11
5,717	Robb Stauber	1986-89
5,490	Steve DeBus	1995-98
5,441	John Blue	1984-87
5,416	Steve Janaszak	1975-79
5,289	Jeff Callinan	1991-95

WINS

84	Kellen Briggs	2003-07
83	Adam Hauser	1998-2002
73	Robb Stauber	1986-89
64	John Blue	1984-87
56	Jeff Stolp	1988-92
54	Steve DeBus	1995-98
51	Frank Pietrangelo	1982-86
50	Steve Janaszak	1975-79
50	Jim Mattson	1951-54
50	Tom Newman	1989-93

GOALS AGAINST AVERAGE

(Minimum 40 games played at conclusion of career)

2.45	Kellen Briggs	2003-07 (132 GP)
2.48	Jim Mattson	1951-54 (61 GP)
2.53	Jeff Frazee	2005-08 (46 GP)
2.56	Alex Kangas	2007-11 (108 GP)
2.64	Travis Weber	2001-03 (44 GP)
2.77	Robb Stauber	1986-89 (98 GP)
2.86	Adam Hauser	1998-2002 (151 GP)
2.88	Justin Johnson	2001-05 (46 GP)
3.08	Steve DeBus	1995-98 (96 GP)
3.13	Jeff Stolp	1988-92 (94 GP)
3.14	Jeff Moen	1993-96 (53 GP)
3.19	John Blue	1984-87 (96 GP)
3.20	Jeff Callinan	1991-95 (96 GP)
3.28	Murray McLachlan	1967-70 (82 GP)

SHUTOUTS

13	Kellen Briggs	2003-07
8	Adam Hauser	1998-2002
7	Steve DeBus	1995-98
7	John Blue	1984-87
7	Jim Mattson	1951-54
5	Robb Stauber	1986-89
5	Murray McLachlan	1967-70
5	Tom Newman	1989-93

SAVES

3,777	Adam Hauser	1998-2002
2,968	Kellen Briggs	2003-07
2,639	Steve Janaszak	1975-79
2,802	Alex Kangas	2007-11
2,553	Robb Stauber	1986-89
2,480	Murray McLachlan	1967-70
2,369	Brad Shelstad	1970-74
2,357	John Lothrop	1963-66
2,306	Steve DeBus	1995-98

SAVE PERCENTAGE

(Minimum 40 games played at conclusion of career)

.912	Alex Kangas	2007-11 (108 GP)
.906	Kellen Briggs	2003-07 (132 GP)
.906	Jim Mattson	1951-54 (61 GP)
.906	Robb Stauber	1986-89 (98 GP)
.902	Murray McLachlan	1967-70 (82 GP)
.901	Jeff Frazee	2005-08 (46 GP)
.899	Adam Hauser	1998-2002 (151 GP)
.896	Brad Shelstad	1970-74 (78 GP)
.896	Travis Weber	2001-03 (44 GP)
.891	Steve DeBus	1995-98 (96 GP)
.890	Justin Johnson	2001-05 (46 GP)
.890	Jeff Tscherne	1973-77 (51 GP)
.889	John Blue	1984-87 (96 GP)
.884	John Lothrop	1963-66 (80 GP)

SEASON GOALTENDING RECORDS

GAMES PLAYED

44	Robb Stauber	1987-88
43	Jeff Callinan	1994-95
41	Steve Janaszak	1978-79
40	Kellen Briggs	2003-04
40	Adam Hauser	2000-01
40	Adam Hauser	1998-99
38	Steve DeBus	1996-97
36	Alex Kangas	2008-09
36	Adam Hauser	1999-2000
36	Jeff Stolp	1991-92
35	Adam Hauser	2001-02
35	Brad Shelstad	1973-74

MINUTES PLAYED

2,621	Robb Stauber	1987-88
2,484	Jeff Callinan	1994-95
2,428	Steve Janaszak	1978-79
2,365	Adam Hauser	2000-01
2,350	Adam Hauser	1998-99
2,283	Steve DeBus	1996-97
2,198	Kellen Briggs	2003-04
2,114	Adam Hauser	1999-2000
2,070	Brad Shelstad	1973-74
2,024	Robb Stauber	1988-89
2,019	Alex Kangas	2008-09
2,003	Adam Hauser	2001-02

GOALS-AGAINST AVERAGE

(Minimum 15 games played)

1.98	Alex Kangas	2007-08 (31 GP)
2.13	Kellen Briggs	2006-07 (26 GP)
2.35	Jeff Frazee	2006-07 (20 GP)
2.36	Jim Mattson	1952-53 (27 GP)
2.40	Adam Hauser	2001-02 (35 GP)
2.43	Kellen Briggs	2004-05 (34 GP)
2.43	Robb Stauber	1988-89 (34 GP)
2.49	Kent Patterson	2010-11 (30 GP)
2.50	Travis Weber	2002-03 (34 GP)
2.55	Kellen Briggs	2005-06 (32 GP)
2.56	Adam Hauser	2000-01 (40 GP)
2.59	Jeff Moen	1995-96 (21 GP)
2.61	Alex Kangas	2009-10 (33 GP)
2.62	Kellen Briggs	2003-04 (40 GP)
2.65	Larry Thayer	1974-75 (23 GP)
2.72	Robb Stauber	1987-88 (44 GP)
2.76	Jim Mattson	1953-54 (26 GP)
2.78	Jeff Callinan	1994-95 (43 GP)
2.79	Alex Kangas	2008-09 (36 GP)
2.79	Jeff Stolp	1990-91 (32 GP)

SAVES

1,243	Robb Stauber	1987-88
1,116	Steve Janaszak	1978-79
1,075	Brad Shelstad	1973-74
1,044	Adam Hauser	1999-2000
963	Adam Hauser	1998-99
958	Jeff Callinan	1994-95
953	Steve DeBus	1996-97
929	Adam Hauser	2000-01
929	Murray McLachlan	1969-70
869	John Lothrop	1964-65

SAVE PERCENTAGE

(Minimum 15 games played)

.930	Alex Kangas	2007-08 (31 GP)
.920	Kent Patterson	2010-11 (30 GP)
.920	Jack McCartan	1956-57 (15 GP)
.917	Kellen Briggs	2006-07 (26 GP)
.917	Don Vaia	1956-57 (16 GP)
.913	Adam Hauser	2001-02 (35 GP)
.913	Robb Stauber	1987-88 (44 GP)
.912	Kellen Briggs	2004-05 (34 GP)
.911	Robb Stauber	1988-89 (34 GP)
.911	Alex Kangas	2009-10 (33 GP)
.910	Jim Mattson	1952-53 (24 GP)
.910	Murray McLachlan	1968-69 (24 GP)
.909	Adam Hauser	1999-2000 (36 GP)

SHUTOUTS

5	Robb Stauber	1987-88
4	Kellen Briggs	2004-05
4	Kellen Briggs	2003-04
4	Jim Mattson	1952-53
3	10 tied	

GAME RECORDS

TEAM

MOST GOALS (GAME):

- 16 vs. Brown, 12/21/79 (UM 16, Brown 2)
 16 vs. Maine, 1/4/86 (UM 16, Maine 2)

MOST GOALS (PERIOD):

- 8 in 2nd period at Michigan, 1/5/79 (UM 10, MICH 1)
(all goals within a span of 13:16)
 8 in 3rd period at Colorado College, 3/1/47 (UM 15, CC 2)
(all goals within span of 8:40)

MOST ASSISTS (PERIOD):

- 14 in 2nd period on 7 goals vs. Maine, 1/4/86 (UM 16, Maine 2)

MOST SHOTS ON GOAL (GAME):

- 75 vs. U.S. International, 10/23/81 (UM 7, USIU 0)

MOST SHOTS ON GOAL (PERIOD):

- 31 in 3rd period vs. Niagara, 1/7/06 (UM 7, NU 1)
(2 goals scored, 29 saves by Jeff Nynatten)
 31 in 2nd period vs. Providence, 12/29/80 (UM 8, PC 7)
(5 goals scored, 26 saves by Steven Fiske)

MOST PENALTY MINUTES (GAME):

- 109 at UMD, 3/14/98

MOST PENALTY MINUTES (PERIOD):

- 81 in 3rd at Minnesota-Duluth, 3/14/98

MOST OVERTIME GOALS: (BEFORE SUDDEN DEATH RULE WAS ADOPTED)

- 3 at North Dakota, 1/23/48 (regulation was 4-4, UM won 7-4)
 3 at Michigan Tech, 1/24/47 (regulation was 3-3, UM won 6-4)

FASTEST TWO GOALS IN GAME:

- 0:08 vs. Colorado College, 2/27/89 (0:44 and 0:52 of second period, Larry Olimb and Lance Pitlick) (UM 5, CC 2)

FASTEST THREE GOALS IN GAME:

- 0:30 at Colorado College, 3/1/47 (0:30, 0:40 and 1:00 of third period, Jerry Remole, Jim Alley and Jerry Remole) (UM 15, CC 2)

INDIVIDUAL

MOST GOALS/GAME:

- 6 John Mayasich vs. Winnipeg, 12/10/54 (UM 14, WINN 1)

MOST ASSISTS/GAME:

- 5 Gino Guyer vs. Mercyhurst, 3/27/03
 John Pohl vs. Colgate, 10/27/01
 Mike Crowley at Michigan Tech, 1/25/97
 Craig Johnson vs. Notre Dame, 10/23/90
 Corey Millen & Tim Bergland vs. Colorado College, 2/28/86
 Pat Micheletti vs. USIU, 12/15/85
 Steve Griffith vs. Colorado College, 11/26/82 & 1/7/83
 Neal Broten at North Dakota, 10/24/80
 Scott Lynch vs. Brown, 12/21/79
 Cal Engelstad at Michigan Tech, 1/12/51

MOST POINTS/GAME:

- 8 John Mayasich at Michigan, 1/14/55 (4 goals, 4 assists, MN 10, MICH 4)

MOST PENALTY MINUTES/GAME:

- 27 Mike Crupi at Michigan, 1/13/67 (all in first period, MICH 10, MN 5)

FASTEST FIRST GOAL OF GAME:

- 0:05 Bill Klatt at Michigan, 1/13/68 (MICH 7, MN 6)

FASTEST TWO GOALS IN A GAME:

- 0:08 Tom Sathre vs. Colorado College, 1/12/70
(2:16 and 2:24 of 3rd period, UM 8, CC 3)

FASTEST HAT TRICK:

- 0:47 Charles McCabe vs. North Dakota, 1/5/29

MOST SAVES/GAME:

- Regulation:** 61 by Don Vaia vs. Michigan, 2/9/57 (by periods: 12-20-29) (MICH 4, MN 3)

- Overtime:** 72 by Jeff Tscherne at Michigan State, 3/14/76 (by periods: 19-11-17-17-6-2), (WCHA playoff game, 3 OT's, UM 7, MSU 6)

MOST SAVES/ONE PERIOD:

- 29 Don Vaia vs. Michigan, 2/9/57 in 3rd period (MICH 4, MN 3)

MILESTONES

VICTORIES

No.	Date	Opponent	Site	Score
1	1/20/22	Wisconsin	A	3-0
50	1/14/27	Wisconsin	A	1-0
100	1/21/32	Michigan	H	3-0
200	3/3/40	Brock Hall	N	6-1
300	2/24/51	Michigan Tech	H	8-1
400	1/18/57	Michigan Tech	H	7-3
500	11/28/65	Colorado College	H	7-4
600	2/26/71	Michigan	H	7-3
700	2/13/76	Wisconsin	A	5-4 ot
800	2/29/80	Notre Dame	A	3-2
900	11/18/83	North Dakota	H	4-3
1000	12/14/86	Michigan Tech	H	6-3
1100	1/5/90	Denver	A	8-5
1200	3/26/93	Clarkson	N	2-1
1300	2/8/97	Northern Michigan	H	2-1
1400	12/28/01	Ferris State	H	3-2
1500	3/12/05	Minnesota State	H	5-3
1600	11/14/09	Bemidji State	H	4-1
1630	3/5/11	Bemidji State	A	3-2 ot

GAMES

No.	Date	Opponent	Site	Score
1	1/7/22	Hamline	H	L, 1-2
50	1/16/26	Wisconsin	A	T, 1-1 ot
100	2/13/29	Wisconsin	A	L, 1-2
200	2/24/35	Michigan	A	L, 1-3
300	1/18/41	Michigan	H	W, 7-2
400	1/3/48	Harvard	H	W, 7-2
500	2/22/52	Michigan State	A	W, 5-4
600	12/31/55	Princeton	N	W, 10-1
700	3/6/59	Michigan Tech	H	W, 7-5
800	2/12/63	Minnesota Duluth	A	W, 7-1
900	1/20/67	Minnesota Duluth	H	W, 9-4
1000	2/20/70	North Dakota	A	L, 3-5
1100	2/17/73	Michigan	H	W, 3-2
1200	12/5/75	North Dakota	H	W, 4-2
1300	2/5/78	Michigan State	H	W, 5-3
1400	11/1/80	Michigan	H	W, 5-2
1500	1/7/83	Colorado College	H	W, 13-5
1600	2/23/85	North Dakota	H	W, 5-2
1700	3/13/87	North Dakota	A	L, 3-5
1800	10/27/89	North Dakota	H	W, 6-5
1900	11/23/91	Alaska Anchorage	A	W, 3-2 ot
2000	1/29/94	Northern Michigan	H	W, 4-2
2100	3/9/96	Michigan Tech	N	W, 7-2
2200	12/27/99	Princeton	H	L, 1-4
2300	2/17/01	Colorado College	H	W, 4-1
2400	10/11/03	Nebraska Omaha	A	W, 7-3
2500	11/26/05	Michigan State	A	T, 2-2 ot
2600	2/1/08	North Dakota	H	L, 1-2 ot
2700	10/30/10	Colorado College	A	W, 9-4
2728	3/12/11	Alaska Anchorage	H	L, 0-2

TEAM MISCELLANEOUS RECORDS

TEAM

Most Goals Scored (Game):

16 vs. Maine, 1/4/86 (UM 16, Maine 2)

16 vs. Brown, 12/21/79 (UM 16, Brown 2)

Most Goals Scored (Game):

Goals	Times	Last Time	Date	Site	Result
16	2	Maine	1/4/86	H	W, 16-2
15	2	Colorado College	3/1/47	H	W, 15-2
14	4	Winnipeg Barons	12/10/54	H	W, 14-1
13	2	Colorado College	1/7/83	H	W, 13-5
12	10	Alabama-Huntsville	11/1/02	H	W, 12-1
11	20	Quinnipiac	12/9/00	H	W, 11-2
10	44	Minnesota State	1/17/04	A	W, 10-3
9	73	Colorado College	10/30/10	A	W, 9-4

Most Goals Allowed (Game):

15 vs. Minnesota-Duluth, 12/17/71 (UMD 15, UM 3)

Most Goals Allowed (Game):

Goals	Times	Last Time	Date	Site	Result
15	1	Minnesota-Duluth	12/17/71	H	L, 3-15
12	2	Michigan	1/19/51	A	L, 2-12
11	2	Michigan Tech	12/19/87	H	L, 3-11
10	5	Michigan Tech	1/30/93	A	L, 2-10
9	26	Colorado College	2/28/98	A	L, 6-9
8	58	St. Cloud State	3/17/06	N	L, 7-8 ot
7	93	North Dakota	1/27/07	H	L, 3-7
6	166	Minnesota Duluth	2/5/11	A	L, 4-6

Most Combined Goals Scored (Game):

19 vs. Northern Michigan, 11/30/85 (UM 10, NMU 9 ot)

Most Combined Goals Scored (Game):

Goals	Times	Last Time	Date	Site	Result
19	1	Northern Michigan	11/30/85	A	W, 10-9 ot
18	7	Maine	1/4/86	H	W, 16-2
17	10	Minnesota-Duluth	2/27/99	A	W, 10-7
16	10	North Dakota	11/9/96	H	W, 10-6
15	29	St. Cloud State	3/17/06	N	L, 7-8 ot
14	41	St. Cloud State	1/17/09	A	W, 8-6
13	63	Colorado College	10/30/10	A	W, 9-4
12	98	North Dakota	10/5/01	A	W, 7-5

Margin of Victory:

+14 vs. Maine, 1/4/86 (UM 16, Maine 2)

+14 vs. Brown, 12/21/79 (UM 16, Brown 2)

Margin of Victory:

Goals	Times	Last Time	Date	Site	Result
14	2	Maine	1/4/86	H	16-2
13	4	Winnipeg Barons	12/10/54	H	14-1

12	3	Minnesota-Duluth	12/13/52	A	14-2
11	5	Alabama-Huntsville	11/1/02	H	12-1
10	13	Northern Michigan	1/26/96	H	10-0
9	17	Alaska Anchorage	11/11/05	H	9-0
8	34	Union	12/29/05	H	8-0
7	61	Colorado College	10/28/06	H	8-1

Margin of Defeat:

-12 vs. Minnesota-Duluth, 12/17/71 (UMD 15, UM 3)

Margin of Defeat:

Goals	Times	Last Time	Date	Site	Result
12	1	Minnesota-Duluth	12/17/71	H	15-3
10	1	Michigan	1/19/51	A	12-2
9	5	North Dakota	2/10/89	A	9-0
8	9	Michigan Tech	1/30/93	A	10-2
7	9	Colorado College	12/17/94	A	9-2
6	19	Wisconsin	11/5/10	H	6-0
5	45	North Dakota	1/10/09	A	6-1

Date	Opponent	H/A/N	Score	Goaltender	Saves	Date	Opponent	H/A/N	Score	Goaltender	Saves
Jan. 20, 1922	Wisconsin	A	3-0			Jan. 19, 1934	Michigan	H	1-0	George Clausen	28
Jan. 31, 1922	Luther Seminary	H	1-0			Feb. 2, 1934	Chippewa Falls Legion	H	5-0	George Clausen	12
Feb. 4, 1922	Wisconsin	H	7-0			Feb. 9, 1934	Wisconsin	A	1-0	George Clausen	14
Jan. 15, 1923	St. Thomas	H	4-0			Feb. 10, 1934	Wisconsin	A	7-0	George Clausen	9
Jan. 22, 1923	Michigan	H	2-0	Fred Schade	9	Feb. 17, 1934	Michigan Tech	A	4-0	George Clausen	18
Jan. 23, 1923	Michigan	H	3-0	Fred Schade	25	Feb. 8, 1935	Wisconsin	H	9-0	Bud Wilkinson	16
Feb. 9, 1923	Wisconsin	A	4-0	Fred Schade	5	Feb. 20, 1935	Ascensions	H	3-0	Bud Wilkinson	21
March 1, 1923	Wisconsin	H	4-0	Fred Schade	7	Feb. 28, 1935	Michigan Tech	A	3-0		
Jan. 11, 1924	Eveleth J.C.	A	7-0			Jan. 16, 1936	Carleton	H	6-0		
Jan. 19, 1924	Marquette	A	1-0			Feb. 16, 1936	Michigan	A	1-0	Bud Wilkinson	33
Jan. 25, 1924	Wisconsin	A	4-0			Feb. 20, 1936	Michigan Tech	A	5-0	Bud Wilkinson	36
Jan. 26, 1924	Wisconsin	A	5-0			Feb. 23, 1936	Michigan Tech	A	3-0	Bud Wilkinson	14
Feb. 19, 1924	Michigan	H	2-0			March 1, 1936	Michigan Tech	H	3-0	Bud Wilkinson	14
Feb. 29, 1924	Wisconsin	H	4-0			Dec. 11, 1936	Carleton	H	7-0	Bud Wilkinson	3
March 1, 1924	Wisconsin	H	4-0			Dec. 29, 1936	Dartmouth	H	2-0	Bud Wilkinson	3
Feb. 3, 1925	Marquette	H	3-0			Jan. 15, 1937	Michigan	H	3-0	Bud Wilkinson	32
Feb. 4, 1925	Marquette	H	2-0			Jan. 22, 1937	Manitoba	A	1-0	Bud Wilkinson	27
Feb. 9, 1925	Notre Dame	H	2-0			Feb. 5, 1937	Michigan Tech	A	3-0	Bud Wilkinson	21
Feb. 14, 1925	Wisconsin	A	1-0 ot			Jan. 6, 1939	Illinois	A	6-0	Martin Falk	11
March 13, 1925	Wisconsin	H	1-0	George Reggan	2	Jan. 19, 1939	Michigan	H	6-0		
March 14, 1925	Wisconsin	H	1-0			Jan. 21, 1939	Michigan	H	4-0	Martin Falk/Bob McKenzie	11/2
Jan. 15, 1926	Wisconsin	A	0-0 ot	David Allison	14	Jan. 27, 1939	Michigan Tech	H	5-0	Martin Falk	16
Jan. 18, 1926	Marquette	A	0-0	David Allison	14	Feb. 4, 1939	Michigan Tech	H	4-0	Martin Falk	11
Feb. 9, 1926	Notre Dame	H	4-0	Carl Wilcken	26	Feb. 17, 1939	Illinois	H	8-0	Martin Falk	19
Feb. 19, 1926	Michigan State	A	2-0			Feb. 25, 1939	Michigan	H	7-0	Martin Falk	22
Feb. 19, 1926	Michigan	A	6-0			Dec. 29, 1940	Yale	A	3-0	Martin Falk	24
Jan. 14, 1927	Wisconsin	A	1-0			Feb. 3, 1940	Michigan Tech	H	8-0	Martin Falk/Burt Joseph	16/3
Feb. 7, 1927	Notre Dame	H	3-0	Carl Wilcken	25	Feb. 24, 1940	Michigan	A	7-0	Martin Falk	30
Feb. 14, 1927	Wisconsin	H	4-0	Carl Wilcken	14	Feb. 26, 1940	Michigan	A	5-0	Martin Falk	27
Feb. 23, 1927	Michigan	H	1-0	Carl Wilcken	21	Jan. 16, 1941	Michigan	H	4-0	Burt Joseph	11
Jan. 6, 1928	North Dakota Aggies	H	11-0	Carl Wilcken	7	Jan. 24, 1941	Michigan Tech	A	8-0		
Jan. 17, 1928	Michigan	A	3-0	Carl Wilcken	14	Jan. 25, 1941	Michigan Tech	A	3-0		
Feb. 14, 1928	Michigan	H	4-0	Osborne Billing	17	Feb. 27, 1941	Michigan	A	8-0		
Feb. 20, 1928	Wisconsin	H	1-0	Carl Wilcken	15	Jan. 24, 1942	Michigan	A	6-0	Burt Joseph	17
Jan. 18, 1929	Michigan	A	4-0	Osborne Billing	40	Feb. 26, 1942	Michigan	H	4-0		
Jan. 19, 1929	Michigan	A	6-0	Lloyd Russ	13	Jan. 14, 1943	Michigan	H	3-0	Mack Thayer	20
Jan. 25, 1929	Michigan Tech	H	3-0	Osborne Billing	32	Jan. 16, 1943	Michigan	H	4-0	Mack Thayer	18
Jan. 26, 1929	Michigan Tech	H	5-0	Lloyd Russ	24	Jan. 6, 1945	St. James	H	3-0	Bob McCabe	23
Feb. 1, 1929	Chicago AA	H	4-0	Osborne Billing	35	Jan. 13, 1945	Michigan	H	10-0	Bob McCabe	13
Feb. 14, 1929	Wisconsin	A	2-0	Lloyd Russ	23	Feb. 22, 1946	St. James	A	4-0		
Feb. 23, 1929	Michigan	H	2-0			Feb. 18, 1950	Michigan State	H	8-0	Bob Moran	42
March 4, 1929	Wisconsin	H	2-0	Osborne Billing	24	Jan. 10, 1953	Michigan State	H	5-0	Jim Mattson	27
March 5, 1929	Wisconsin	H	4-0	Lloyd Russ	24	Feb. 6, 1953	North Dakota	A	3-0	Jim Mattson	27
March 15, 1929	Marquette	H	2-0			Feb. 14, 1953	Michigan	H	4-0	Jim Mattson	27
Jan. 4, 1930	Tulsa A.C.	H	0-0 ot	Neil McDonald	10	Feb. 21, 1953	Denver	H	10-0	Jim Mattson	31
Jan. 21, 1930	Michigan	H	1-0	Bob Christie	20	Dec. 11, 1953	Ft. William	H	5-0	Jim Mattson	9
Feb. 20, 1931	Michigan Tech	A	3-0	Howard Jones	21	Dec. 23, 1953	Harvard	H	9-0	Jim Mattson	13
Feb. 21, 1931	Michigan Tech	A	2-0	Howard Jones	15	Dec. 29, 1953	Dartmouth	H	11-0	Jim Mattson	13
Dec. 29, 1931	Eveleth J.C.	H	4-0	George Clausen	24	Jan. 9, 1954	North Dakota	A	5-0	Jim Mattson	30
Jan. 21, 1932	Michigan	H	3-0	George Clausen	18	Feb. 4, 1955	Michigan State	H	7-0	Jim Mattson	23
Jan. 22, 1932	Michigan	H	1-0	George Clausen	17	March 4, 1955	North Dakota	A	6-0	Jim Mattson	18
Feb. 12, 1932	Calumet, Mich.	A	2-0	George Clausen	24	Dec. 2, 1955	St. Boniface	H	8-0	Don Vaia	23
Feb. 18, 1932	Polish National Team	H	8-0	G. Clausen/H. Jones	15/9	March 3, 1956	North Dakota	H	7-0	Don Vaia	29
March 5, 1932	Michigan	A	1-0	George Clausen	19	Dec. 14, 1956	Winnipeg Rangers	H	8-0	Don Vaia/Jack McCartan	12/10
Jan. 13, 1933	North Dakota	H	4-0	Clausen/Crockett/Scan.	5/3/2	Dec. 29, 1956	Yale	H	1-0	Don Vaia	29
Jan. 14, 1933	North Dakota	H	9-0			Feb. 1, 1958	Denver	H	4-0	Jack McCartan	30
Feb. 10, 1933	Wisconsin	H	8-0	George Clausen	10	Feb. 19, 1960	Michigan State	H	5-0	Chuck Steinweg	27
Feb. 11, 1933	Wisconsin	H	3-0	John Scanlon	16	Feb. 7, 1964	Colorado College	H	3-0	John Lothrop	27
Feb. 18, 1933	North Dakota	A	3-0			Jan. 22, 1966	Colorado College	H	10-0	John Lothrop	17

Date	Opponent	H/A/N	Score	Goaltender	Saves	Date	Opponent	H/A/N	Score	Goaltender	Saves
Feb. 3, 1968	North Dakota	A	3-0	Murray McLachlan	31	March 14, 1998	Minnesota Duluth	A	5-0	Steve DeBus	30
Feb. 16, 1968	Minnesota Duluth	H	4-0	Murray McLachlan	26	Oct. 23, 1998	St. Cloud State	H	3-0	Adam Hauser	26
Feb. 22, 1969	Michigan State	A	1-0	Murray McLachlan	25	March 12, 1999	Alaska Anchorage	H	4-0	Adam Hauser	26
Dec. 22, 1969	Ohio State	N	4-0	Bill Bidon	19	March 13, 1999	Alaska Anchorage	H	1-0	Adam Hauser	17
Feb. 13, 1970	Michigan State	H	8-0	Murray McLachlan	23	Nov. 20, 1999	Minnesota Duluth	H	4-0	Adam Hauser	31
Feb. 21, 1970	North Dakota	A	1-0	Murray McLachlan	35	Nov. 3, 2000	Wisconsin	H	4-0	Adam Hauser	31
Jan. 30, 1971	North Dakota	H	6-0	Dennis Erickson	32	Nov. 17, 2000	St. Cloud State	A	2-0	Adam Hauser	25
Feb. 13, 1971	North Dakota	A	2-0	Dennis Erickson	32	Feb. 24, 2001	Minnesota Duluth	A	4-0	Adam Hauser	23
Jan. 8, 1972	Wisconsin	A	3-0	Doug Hastings	35	Oct. 26, 2001	Colgate	H	8-0	Adam Hauser	18
Nov. 9, 1974	North Dakota	H	5-0	Bill Moen	23	Oct. 27, 2001	Colgate	H	9-0	Justin Johnson	28
Feb. 7, 1975	North Dakota	A	7-0	Larry Thayer	26	Dec. 6, 2002	Wisconsin	A	3-0	Travis Weber	31
March 4, 1975	Minnesota Duluth	H	6-0	Larry Thayer	23	Jan. 31, 2003	Alaska Anchorage	A	4-0	Travis Weber	18
Dec. 21, 1977	Ohio State	H	3-0	Steve Janaszak	20	Nov. 22, 2003	Michigan Tech	H	3-0	Kellen Briggs	18
Dec. 28, 1977	Brown	H	2-0	Steve Janaszak	26	Dec. 5, 2003	Alaska Anchorage	A	4-0	Kellen Briggs	18
Feb. 4, 1978	Michigan State	H	10-0	Steve Janaszak	40	Dec. 20, 2003	Princeton	H	9-0	Justin Johnson	12
Jan. 6, 1979	Michigan	A	3-0	Steve Janaszak	24	Jan. 10, 2004	Colorado College	A	3-0	Kellen Briggs	24
Nov. 22, 1980	Denver	H	7-0	James Jetland	41	Jan. 16, 2004	Minnesota State	A	6-0	Kellen Briggs	18
Feb. 27, 1981	Denver	A	3-0	Paul Butters	23	Oct. 15, 2004	Massachusetts	N	1-0	Kellen Briggs	17
Oct. 23, 1981	U.S. International	H	7-0	James Jetland	13	Oct. 23, 2004	North Dakota	A	6-0	Kellen Briggs	23
Oct. 30, 1981	Northeastern	H	3-0	James Jetland	22	Nov. 27, 2004	Michigan State	H	5-0	Kellen Briggs	23
Jan. 30, 1982	Denver	H	4-0	Paul Ostby	37	March 5, 2005	Michigan Tech	A	5-0	Justin Johnson	26
Oct. 23, 1982	Manitoba	H	6-0	P. Butters/M. Vacanti	13/7	March 26, 2005	Maine	H	1-0 ot	Kellen Briggs	25
Dec. 19, 1982	U.S. International	A	4-0	Frank Pietrangelo	26	Nov. 11, 2005	Alaska Anchorage	H	9-0	Kellen Briggs	18
Nov. 19, 1983	North Dakota	A	1-0	Mike Vacanti	26	Dec. 29, 2005	Union	H	9-0	Kellen Briggs	20
Feb. 9, 1985	Northern Michigan	H	3-0	John Blue	20	Feb. 25, 2006	Alaska Anchorage	A	4-0	Jeff Frazee	10
March 9, 1985	Wisconsin	H	6-0	John Blue	33	March 3, 2006	Minnesota Duluth	H	7-0	Kellen Briggs	21
Oct. 18, 1985	Michigan Tech	H	3-0	John Blue	12	March 4, 2006	Minnesota Duluth	H	2-0	Jeff Frazee	27
Feb. 22, 1986	North Dakota	H	6-0	John Blue	26	Oct. 27, 2006	Colorado College	H	2-0	Kellen Briggs	20
Dec. 13, 1986	Michigan Tech	H	7-0	John Blue	20	Jan. 7, 2007	Minnesota State	H	1-0	Kellen Briggs	28
Dec. 20, 1986	Alaska-Fairbanks	N	4-0	John Blue	26	Jan. 13, 2007	Wisconsin	A	1-0	Jeff Frazee	30
Jan. 23, 1987	Northern Michigan	H	9-0	John Blue	23	Nov. 16, 2007	Alaska Anchorage	H	3-0	Jeff Frazee	24
Feb. 5, 1988	Wisconsin	A	1-0	Robb Stauber	22	Nov. 16, 2008	Michigan Tech	H	3-0	Alex Kangas	38
Feb. 19, 1988	Michigan Tech	A	3-0	Robb Stauber	44	March 7, 2009	Michigan Tech	A	2-0	Alex Kangas	21
Feb. 26, 1988	Colorado College	H	7-0	Robb Stauber	28	March 14, 2009	St. Cloud State	H	3-0	Alex Kangas	34
Feb. 27, 1988	Colorado College	H	5-0	Robb Stauber	40	Feb. 19, 2010	Colorado College	A	3-0	Alex Kangas	26
March 6, 1988	Minnesota Duluth	N	6-0	Robb Stauber	19						
Nov. 25, 1989	New Hampshire	A	4-0	Jeff Stolp	34						
Oct. 20, 1990	Denver	A	2-0	Tom Newman	20						
Nov. 24, 1990	Michigan Tech	H	2-0	Jeff Stolp	14						
Dec. 12, 1990	Alabama-Huntsville	H	10-0	Tom Newman	17						
Nov. 22, 1991	Alaska Anchorage	A	4-0	Jeff Stolp	33						
Jan. 10, 1992	Minnesota Duluth	H	3-0	Jeff Stolp	25						
Dec. 29, 1992	Alaska Anchorage	A	7-0	Tom Newman	21						
Feb. 19, 1993	Denver	H	3-0	Tom Newman	16						
March 6, 1993	St. Cloud State	H	1-0	Tom Newman	25						
Dec. 12, 1993	North Dakota	H	3-0	Jeff Moen	24						
Feb. 10, 1995	Minnesota Duluth	H	3-0	Jeff Callinan	20						
March 24, 1995	RPI	N	3-0	Jeff Callinan	22						
Nov. 17, 1995	Minnesota Duluth	A	2-0	Jeff Moen	23						
Nov. 18, 1995	Minnesota Duluth	A	7-0	Steve DeBus	21						
Dec. 16, 1995	Alaska Anchorage	A	5-0	Jeff Moen	20						
Jan. 20, 1996	Wisconsin	H	5-0	Steve DeBus	26						
Jan. 26, 1996	Northern Michigan	H	10-0	Jeff Moen	11						
Jan. 27, 1996	Northern Michigan	H	7-0	Steve DeBus	21						
Nov. 16, 1996	Michigan Tech	H	3-0	Erik Day	11						
Nov. 17, 1996	Michigan Tech	H	3-0	Erik Day	26						
Feb. 22, 1997	Colorado College	A	3-0	Steve DeBus	27						
Feb. 7, 1998	Wisconsin	H	7-0	Steve DeBus	34						
Feb. 20, 1998	Alaska Anchorage	H	3-0	Steve DeBus	14						

WINS (SINCE 1950)**Most Wins: Season**

1985-86	35
1988-89	34
1987-88	34
1986-87	34
1991-92	33
1980-81	33

Most Home Wins: Season

1980-81	22
1988-89	21
1987-88	21
1986-87	21
1985-86	21

Most Road Wins: Season

1991-92	15
2006-07	13
1985-86	13
1988-89	12
1987-88	12
1986-87	12
1984-85	12
1974-75	12

Most WCHA Wins: Season

1987-88	28
1991-92	26
1988-89	26
1986-87	25
1985-86	24
1974-75	24

Fewest Wins: Season

1971-72	8
1966-67	9
1961-62	9
1959-60	9
1958-59	12

Fewest Home Wins: Season

1971-72	4
1970-71	7
1968-69	7
1966-67	7
1961-62	7
1959-60	7

Fewest Road Wins: Season

1966-67	1
1956-57	1
1961-62	2
1959-60	2
1971-72	3
1958-59	3

Fewest WCHA Wins: Season

1966-67	5
1961-62	5
1971-72	7
1959-60	8
2007-08	9
1970-71	9

Best Winning Percentage: Overall

1952-53	.793 (23-6-0)
1953-54	.783 (23-6-1)
1974-75	.779 (31-10-1)
2001-02	.773 (32-8-4)
1987-88	.773 (34-10-0)

Best Winning Percentage: WCHA

1953-54	.825 (16-3-1)
1991-92	.813 (26-6-0)
1988-89	.800 (27-6-2)
1987-88	.800 (28-7-0)
1952-53	.800 (16-4-0)

LOSSES (SINCE 1950)**Most Losses: Season**

1971-72	23
1997-98	22
1976-77	21
2009-10	19
1999-00	19
1998-99	19
1966-67	19
2007-08	17
1970-71	17
1989-90	16
1972-73	16
1959-60	16

Most Home Losses: Season

1976-77	11
1971-72	11
2010-11	10
2009-10	9
1998-99	9
2007-08	8
1964-65	8

Most Road Losses: Season

1997-98	15
1966-67	12
1977-78	11
1972-73	11
1971-72	11
2009-10	10
1999-00	10
1986-87	10
1976-77	10
1959-60	10

Most WCHA Losses: Season

1971-72	21
1966-67	17
1997-98	16
1976-77	16
1959-60	15
2009-10	14
1979-80	14

TIES (SINCE 1950)**Most Ties: Season**

2006-07	13
2007-08	9
2002-03	9
1998-99	9
1992-93	8
2008-09	7
2010-11	6
1973-74	6

Most Home Ties: Season

2008-09	6
2002-03	6
1998-99	6
2010-11	3
2007-08	3
1990-91	3
1973-74	3

Most Road Ties: Season

1992-93	7
2007-08	6
2005-06	4
2001-02	4
2010-11	3
2002-03	3
1998-99	3
1994-95	3
1973-74	3

Most WCHA Ties: Season

2007-08	7
2002-03	7
1992-93	7
1998-99	6
2010-11	5
2008-09	5
1994-95	5
1990-91	5
1973-74	5

Most Overtime Games: Season

2007-08	16
2002-03	13
1992-93	12
1994-95	11
1993-94	10
2008-09	9
1999-00	9
1998-99	9

Overtime Wins: Season

1974-75	6
1993-94	5
2004-05	4
1987-88	4

(10 seasons tied with 3 OT wins each)

Overtime Losses: Season

2007-08	4
1999-00	4
1984-85	4
2005-06	3
1996-97	3
1994-95	3
1977-78	3
1966-67	3

STREAKS (SINCE 1950)

Longest Winning Streak: Overall

12/21/91 to 2/7/92	13
1/22/54 to 2/23/54	12
12/4/82 to 1/10/83	12
12/16/95 to 1/27/96	11
11/18/83 to 12/21/83	10
2/8/86 to 3/9/86	10

Longest Home Winning Streak: Overall

1/24/04 to 1/8/05	20
12/4/82 to 1/10/83	12
1/22/54 to 12/21/54	12
11/12/95 to 2/9/96	10
11/21/80 to 1/17/81	10
3/9/01 to 11/17/01	10

Longest Road Winning Streak: Overall

11/22/91 to 2/7/92	9
2/24/06 to 11/4/06	6
10/19/90 to 11/10/90	6
1/25/74 to 2/15/74	5
10/29/10 to 11/20/10	4
11/28/09 to 12/12/09	4
12/2/06 to 1/12/07	4
2/5/05 to 3/5/05	4
1/9/04 to 1/17/04	4
2/2/02 to 3/1/02	4

10/9/87 to 10/17/87	4
11/18/67 to 1/9/68	4

Longest Winning Streak: WCHA

1/3/92 to 2/7/92	11
2/17/07 to 11/10/06	10
2/8/86 to 10/24/87	10
1/25/75 to 2/22/75	9
10/3/87 to 10/31/87	9
1/8/94 to 2/5/94	9

Longest Home Winning Streak: WCHA

1/24/04 to 12/11/04	12
11/12/95 to 2/9/96	10
1/20/06 to 11/10/06	8
1/14/89 to 10/14/89	6
12/6/85 to 2/22/86	6
10/26/79 to 11/24/74	6
1/20/01 to 2/17/01	5

Longest Road Winning Streak: WCHA

11/1/91 to 2/7/92	10
11/18/67 to 2/17/68	7
10/19/90 to 11/10/90	6
2/13/87 to 10/17/87	6
2/2/02 to 10/25/02	5
1/25/75 to 2/15/75	5

Longest Losing Streak: Overall

11/8/97 to 12/20/98	9
1/4/52 to 1/25/52	7
1/14/72 to 1/29/72	6
11/26/71 to 12/17/71	6
1/28/67 to 2/11/67	5
2/10/62 to 2/24/62	5
2/9/57 to 2/16/57	5
1/6/56 to 1/20/56	5

Longest Home Losing Streak: Overall

1/14/72 to 1/29/72	6
11/15/09 to 12/4/09	4
1/8/05 tp 1/22/05	4
11/1/97 to 12/19/97	4
2/18/77 to 2/26/77	4
12/9/57 to 3/1/57	4

Longest Road Losing Streak: Overall

11/8/97 to 2/28/98	12
2/20/59 to 2/20/60	11
1/13/67 to 2/24/67	8
2/22/66 to 11/27/66	7
1/10/99 to 2/19/99	5
2/19/71 to 11/19/72	5

11/26/71 to 1/7/72	5
11/26/57 to 2/16/57	5

Longest Losing Streak: WCHA

11/8/97 to 1/16/98	8
2/22/66 to 11/27/66	7
2/19/71 to 11/19/71	5
2/3/67 to 2/11/67	5
1/28/67 to 2/11/67	5
2/10/62 to 2/24/62	5
12/5/59 to 1/2/60	5

Longest Home Losing Streak: WCHA

11/1/97 to 1/16/98	5
1/8/05 tp 1/22/05	4
2/18/77 to 2/26/77	4
1/12/72 to 1/29/72	4
10/15/10 to 10/22/10	3
1/31/09 to 2/7/09	3
3/5/83 to 3/13/83	3

Longest Road Losing Streak: WCHA

11/8/97 to 2/28/98	10
2/22/66 to 11/27/66	7
1/10/99 to 2/19/99	5
2/13/04 to 10/22/05	5

Longest Unbeaten Streak: Overall

10/13/06 to 1/12/07	22
11/12/95 to 1/27/96	19
1/20/06 to 3/11/06	14
12/21/91 to 2/7/92	14
10/5/01 to 11/25/01	13
3/1/03 to 10/10/03	12
11/18/83 to 12/31/83	12
12/4/82 to 1/10/83	12
1/22/54 to 2/23/54	12

Longest Home Unbeaten Streak: Overall

1/20/06 to 1/19/07	21
1/24/04 to 12/23/04	20
10/21/83 to 12/31/83	14
12/14/82 to 1/29/83	13
1/11/03 to 10/24/03	12
11/12/95 to 2/9/96	11

Longest Road Unbeaten Streak: Overall

11/18/05 to 1/12/07	21
1/23/53 to 2/23/54	14
11/22/91 to 2/7/92	9
10/5/01 to 12/7/01	7
10/30/92 to 12/30/92	7
10/12/90 to 11/10/90	7

1/26/66 to 2/12/66 7

SCORING (SINCE 1950)**Best Goal-Scoring Average Per Game: Season**

1953-54	6.46 (168 goals, 28 gms)
1980-81	5.80 (261 goals, 45 gms)
1979-80	5.73 (236 goals, 51 gms)
1982-83	5.58 (253 goals, 45 gms)
1978-79	5.33 (239 goals, 44 gms)

Lowest Goals-Against Average Per Game: Season

2007-08	2.30
2006-07	2.30
2004-05	2.47
2005-06	2.56
2000-01	2.57
2002-03	2.65
2001-02	2.65
1952-53	2.74
1955-56	2.76
1953-54	2.77
2010-11	2.79
2008-09	2.79

Most Hat Tricks (team, since 1974): Season

1985-86	11
1978-79	11
1982-83	9
1980-81	9
1979-80	9

Most Goals Scored: Season

1980-81	261
1982-83	260
1985-86	252
1986-87	248
1984-85	239
1978-79	239

Most Goals Allowed: Season

1976-77	193
1989-90	185
1979-80	177
1980-81	174
1986-87	165

PENALTIES (SINCE 1950)**Fewest Penalties: Season**

1958-59	66
1959-60	80
1961-62	83
1957-58	87

1950-51 89

Fewest Penalty Minutes: Season

1958-59	135
1959-60	166
1961-62	209
1957-58	218
1950-51	219

Most Penalties: Season

1991-92	549
1984-85	449
1990-91	446
1994-95	443
1995-96	437

Most Penalty Minutes: Season

1991-92	1,207
1994-95	1,042
1996-97	986
1995-96	978
1990-91	962
1984-85	953

POWER PLAYS**Most Power-Play Goals: Season**

1980-81	99
1991-92	75
1984-85	75
1979-80	74
1986-87	69
1982-83	69

Most Short-Handed Goals: Season

1982-83	18
1984-85	16
2001-02	14
1986-87	13
1990-91	12

Best Power-Play Pct: Season (since 1979)

1980-81	.367
1979-80	.330
1982-83	.288
1983-84	.284
1984-85	.280

Worst Power-Play Pct: Season (since 1979)

2007-08	.130
1993-94	.170
1997-98	.170
2009-10	.183
1998-99	.195
2008-09	.201

2004-05 .204

2006-07 .206

2010-11 .208

1987-88 .208

PENALTY KILL**Best Penalty-Kill Pct: Season (since 1979)**

2008-09	.888
2000-01	.885
2007-08	.870
1983-84	.863
1994-95	.860
2005-06	.852
2003-04	.851
2001-02	.850
1991-92	.850
1996-97	.849

Worst Penalty-Kill Pct: Season (since 1979)

1980-81	.758
1989-90	.760
1979-80	.767
1992-93	.770
1985-86	.773

Most Opponent Power-Play Goals: Season (since 1970)

1976-77	64
1980-81	58
1979-80	57
1986-87	55
1984-85	53

Fewest Opponent Power-Play Goals: Season (since 1970)

1972-73	19
2008-09	21
2007-08	25
2000-01	26
2003-04	28
2005-06	31
1994-95	31
2009-10	32
2001-02	32
1996-97	32
1982-83	32

MINNESOTA HOCKEY

OPPONENT RECORDS

Opponent	First	Last	W-L-T	Pct.	Home	Away	Neutral
WCHA							
Alaska Anchorage	1986	2011	50-19-7	.703	27-10-3	23-9-4	0-0-0
Bemidji State	2000	2011	8-1-1	.850	6-1-0	2-0-1	0-0-0
Colorado College	1947	2010	160-84-7	.651	96-24-2	58-55-5	6-5-0
Denver	1951	2011	92-69-12	.566	51-27-6	38-39-6	3-3-0
Michigan Tech	1922	2011	171-76-15	.681	102-28-3	63-46-11	6-2-1
Minnesota Duluth	1952	2011	129-74-15	.626	72-31-9	54-42-6	3-1-0
Minnesota State	1998	2010	29-8-6	.744	13-3-6	13-5-0	3-0-0
Nebraska-Omaha	2003	2010	1-2-0	.333	0-2-0	1-0-0	0-0-0
North Dakota	1930	2011	140-128-14	.521	79-52-6	56-70-8	5-6-0
St. Cloud State	1990	2010	48-26-12	.627	27-9-4	16-13-6	5-4-2
Wisconsin	1922	2011	153-84-20	.634	89-26-7	60-51-13	4-7-0
Totals			981-571-109	.623			
ATLANTIC HOCKEY							
Air Force	2007	2007	1-0-1	.750	0-0-1	0-0-0	1-0-0
Army	1964	1966	2-0-0	1.000	1-0-0	0-0-0	1-0-0
Holy Cross	2006	2006	0-1-0	.000	0-0-0	0-0-0	0-1-0
Mercyhurst	2003	2003	1-0-0	1.000	1-0-0	0-0-0	0-0-0
Niagara	2006	2006	2-0-0	1.000	2-0-0	0-0-0	0-0-0
Rochester Inst. of Tech.	2007	2007	0-1-0	.000	0-1-0	0-0-0	0-0-0
Quinnipiac	2000	2000	1-0-0	1.000	1-0-0	0-0-0	0-0-0
Totals			7-2-1	.750			
CCHA							
Alaska Fairbanks	1937	2005	2-1-1	.625	1-1-1	0-0-0	1-0-0
Bowling Green	1979	2010	4-0-0	1.000	4-0-0	0-0-0	0-0-0
Ferris State	1993	2011	3-1-1	.700	3-1-1	0-0-0	0-0-0
Lake Superior State	1976	2000	2-3-0	.400	1-1-0	0-1-0	1-1-0
Miami (Ohio)	1983	1996	2-0-1	.833	2-0-1	0-0-0	0-0-0
Michigan	1923	2010	128-117-14	.521	78-47-10	45-64-4	5-6-0
Michigan State	1950	2010	101-42-11	.691	54-15-6	42-25-5	5-2-0
Northern Michigan	1980	2010	30-18-7	.609	19-6-3	8-10-4	3-2-0
Notre Dame	1925	2004	22-12-3	.635	14-7-2	5-4-1	3-1-0
Ohio State	1968	2007	12-1-0	.923	7-1-0	2-0-0	3-0-0
Western Michigan	1989	1989	0-0-1	.500	0-0-0	0-0-0	0-0-1
Totals			306-195-39	.602			
ECAC							
Brown	1977	2009	6-0-0	1.000	6-0-0	0-0-0	0-0-0
Clarkson	1990	1993	3-0-0	1.000	2-0-0	0-0-0	1-0-0
Colgate	1965	2001	6-0-0	1.000	4-0-0	0-0-0	2-0-0
Cornell	1993	2005	2-0-0	1.000	2-0-0	0-0-0	0-0-0
Dartmouth	1936	1980	8-2-0	.800	8-2-0	0-0-0	0-0-0
Harvard	1932	2010	22-6-0	.785	18-2-0	0-1-0	4-3-0
Princeton	1936	2003	7-2-0	.778	6-2-0	0-0-0	1-0-0
Rensselaer	1953	2007	9-2-0	.818	2-1-0	0-0-0	7-1-0
St. Lawrence	1966	1998	2-2-0	.500	1-0-0	0-0-0	1-2-0
Union	2000	2010	2-1-0	.667	2-1-0	0-0-0	0-0-0
Yale	1935	2002	14-6-0	.700	10-5-0	3-1-0	0-0-0
Totals			81-21-0	.794			
HOCKEY EAST							
Boston College	1954	2008	14-11-2	.556	8-1-0	5-9-2	1-1-0
Boston University	1963	2005	11-12-2	.480	4-2-2	3-5-0	4-5-0
Maine	1984	2006	9-13-0	.409	5-1-0	2-7-0	2-5-0
Massachusetts	2004	2011	3-0-0	1.000	2-0-0	0-0-0	1-0-0
UMass-Lowell	1984	2005	8-1-0	.889	4-1-0	3-0-0	1-0-0
Merrimack	2004	2004	1-0-0	1.000	1-0-0	0-0-0	0-0-0
New Hampshire	1979	2008	13-2-2	.824	6-1-1	5-1-1	2-0-0
Northeastern	1963	2009	8-4-0	.667	7-1-0	0-3-0	1-0-0
Providence	1962	2001	13-4-1	.750	11-1-0	0-2-1	2-1-0
Totals			80-47-7	.625			

OTHERS

Alabama-Huntsville	1990	2006	4-0-0	1.000	4-0-0	0-0-0	0-0-0
Amesbury	1940	1940	1-0-0	1.000	1-0-0	0-0-0	0-0-0
Army-Navy	1943	1943	1-1-0	.500	1-1-0	0-0-0	0-0-0
Ascensions	1935	1935	2-0-0	1.000	2-0-0	0-0-0	0-0-0
Bermans of Park League	1945	1945	1-0-0	1.000	1-0-0	0-0-0	0-0-0
Brandon	1947	1947	0-2-0	.000	0-2-0	0-0-0	0-0-0
Brock Hall	1940	1940	1-0-0	1.000	1-0-0	0-0-0	0-0-0
California	1947	1949	3-1-0	.750	3-1-0	0-0-0	0-0-0
Calumet, Mich.	1932	1932	1-0-0	1.000	1-0-0	0-0-0	0-0-0
Carleton	1926	1937	4-0-0	1.000	6-0-0	0-0-0	0-0-0
Chicago AA	1929	1929	1-0-1	.750	1-0-1	0-0-0	0-0-0
Chip. Falls American Legion	1934	1934	1-0-0	1.000	1-0-0	0-0-0	0-0-0
Cleveland	1939	1939	0-1-0	.000	0-1-0	0-0-0	0-0-0
Dallas A.C.	1930	1930	0-1-0	.000	0-1-0	0-0-0	0-0-0
Dayton's	1936	1936	1-0-0	1.000	1-0-0	0-0-0	0-0-0
Duluth Zephers	1937	1938	0-2-0	.000	0-1-0	0-1-0	0-0-0
Eveleth Jr. College	1924	1931	4-0-0	1.000	3-0-0	1-0-0	0-0-0
Fairbanks-Dawson	1937	1937	2-0-0	1.000	2-0-0	0-0-0	0-0-0
Fort Snelling	1944	1944	2-1-0	.667	1-1-0	1-0-0	0-0-0
Fort William	1945	1953	11-4-1	.767	11-3-1	0-1-0	0-0-0
Gonzaga	1938	1938	0-1-0	.000	0-1-0	0-0-0	0-0-0
Hamline	1922	1922	1-1-0	.500	1-1-0	0-0-0	0-0-0
Hancock, Mich.	1932	1932	0-1-0	.000	0-0-0	0-1-0	0-0-0
Hibbing Veterans	1924	1931	1-1-0	.500	0-0-0	1-1-0	0-0-0
Houghton All-Stars	1932	1932	1-0-0	1.000	0-0-0	1-0-0	0-0-0
Honeywell	1944	1944	0-1-0	.000	0-1-0	0-0-0	0-0-0
Illinois	1938	1943	13-3-1	.794	8-1-0	5-2-1	0-0-0
Illinois-Chicago	1983	1993	6-1-0	.857	4-1-0	2-0-0	0-0-0
London (Ontario)	1939	1941	4-1-1	.750	3-1-0	1-0-1	0-0-0
Loyola (Montreal)	1955	1955	1-0-0	1.000	0-0-0	0-0-0	1-0-0
Luther Seminary	1922	1922	1-0-0	1.000	1-0-0	0-0-0	0-0-0
M. Cooke and Sons	1931	1931	1-0-0	1.000	0-0-0	1-0-0	0-0-0
Manitoba	1927	1982	6-18-0	.250	4-13-0	2-5-0	0-0-0
Marquette	1923	1931	14-8-3	.620	8-3-1	6-5-2	0-0-0
McMaster	1938	1962	3-0-0	1.000	2-0-0	0-0-0	1-0-0
Navy Fliers	1944	1944	1-0-0	1.000	1-0-0	0-0-0	0-0-0
North Dakota Aggies	1926	1930	6-0-0	1.000	6-0-0	0-0-0	0-0-0
Northern Arizona	1982	1982	2-0-0	1.000	2-0-0	0-0-0	0-0-0
Park League All-Stars	1945	1945	1-0-0	1.000	1-0-0	0-0-0	0-0-0
Philadelphia	1939	1939	1-0-0	1.000	1-0-0	0-0-0	0-0-0
Port Arthur Griffons	1944	1944	0-2-0	.000	0-2-0	0-0-0	0-0-0
Ramsey Tech School	1923	1923	1-0-0	1.000	1-0-0	0-0-0	0-0-0
St. Boniface	1952	1956	8-2-0	.800	8-2-0	0-0-0	0-0-0
St. James	1943	1947	8-4-2	.643	5-2-1	3-2-1	0-0-0
St. Louis	1972	1976	10-2-0	.833	5-1-0	5-1-0	0-0-0
St. Nicholas	1939	1939	1-0-0	1.000	1-0-0	0-0-0	0-0-0
St. Thomas	1923	1927	2-1-0	.667	2-1-0	0-0-0	0-0-0
Southern California	1938	1938	0-4-0	.000	0-2-0	0-2-0	0-0-0
Tulsa A.C.	1930	1930	0-0-1	.500	0-0-1	0-0-0	0-0-0
U.S. International	1980	1985	13-1-0	.929	6-0-0	7-1-0	0-0-0
Wayne State	2006	2008	4-0-0	1.000	4-0-0	0-0-0	0-0-0
Wheaties (AAU)	1936	1936	0-1-0	.000	0-1-0	0-0-0	0-0-0
Winnipeg	1946	1949	1-3-0	.250	1-3-0	0-0-0	0-0-0
Winnipeg Barons	1954	1954	2-0-0	1.000	2-0-0	0-0-0	0-0-0
Winnipeg Rangers	1956	1956	0-1-0	.000	1-0-0	0-0-0	0-0-0

MINNESOTA HOCKEY

YEAR-BY-YEAR RECORDS

SEASON	G	W	L	T	FINISH	PCT	COACH	SEASON	G	W	L	T	FINISH	PCT	COACH
1921-22	10	6	3	1		.650	I.D. MacDonald	1970-71	33	14	17	2	5	.455	Glen Sonmor
1922-23	12	10	1	1		.875	Emil Iverson	1971-72	32	8	24	0	10	.250	Glen Sonmor +
1923-24	14	13	1	0		.929	Emil Iverson	1972-73	34	15	16	3	6	.485	Herb Brooks
1924-25	10	8	1	1		.850	Emil Iverson	1973-74	39	22	11	6	2	.641	Herb Brooks
1925-26	16	12	*0	4		.875	Emil Iverson	1974-75	42	31	10	1	1	.779	Herb Brooks
1926-27	15	9	6	0		.600	Emil Iverson	1975-76	44	28	14	2	3	.659	Herb Brooks
1927-28	13	9	2	2		.769	Emil Iverson	1976-77	41	17	21	3	7	.451	Herb Brooks
1928-29	17	14	2	1		.853	Emil Iverson	1977-78	38	22	14	2	4	.605	Herb Brooks
1929-30	18	7	9	2		.444	Emil Iverson	1978-79	44	32	11	1	2	.739	Herb Brooks
1930-31	19	7	11	1		.395	Frank Pond	1979-80	41	26	15	0	2	.634	Brad Buetow
1931-32	16	12	3	1		.781	Frank Pond	1980-81	45	33	12	0	1	.733	Brad Buetow
1932-33	11	10	1	0		.909	Frank Pond	1981-82	36	22	12	2	3	.639	Brad Buetow
1933-34	14	11	3	0		.786	Frank Pond	1982-83	45	32	12	1	1	.722	Brad Buetow
1934-35	17	9	6	2		.588	Frank Pond	1983-84	40	27	11	2	3	.700	Brad Buetow
1935-36	16	10	6	0		.625	Larry Armstrong	1984-85	47	31	13	3	2	.691	Brad Buetow
1936-37	16	11	4	1		.719	Larry Armstrong	1985-86	48	*35	13	0	2	.729	Doug Woog
1937-38	17	7	9	1		.441	Larry Armstrong	1986-87	*49	34	14	1	2	.704	Doug Woog
1938-39	23	17	6	0		.739	Larry Armstrong	1987-88	44	34	10	0	1	.773	Doug Woog
1939-40	18	18	*0	0	@	1.000*	Larry Armstrong	1988-89	48	34	11	3	1	.740	Doug Woog
1940-41	16	11	3	2		.750	Larry Armstrong	1989-90	46	28	16	2	2	.630	Doug Woog
1941-42	12	7	5	0		.583	Larry Armstrong	1990-91	45	30	10	5	2	.722	Doug Woog
1942-43	16	10	5	1		.656	Larry Armstrong	1991-92	44	33	11	0	1	.750	Doug Woog
1943-44	11	6	5	0		.545	Larry Armstrong	1992-93	42	22	12	8	t2	.619	Doug Woog
1944-45	10	7	2	1		.750	Larry Armstrong	1993-94	42	25	13	4	2	.619	Doug Woog
1945-46	14	9	4	1		.679	Larry Armstrong	1994-95	44	25	14	5	4	.625	Doug Woog
1946-47	20	12	5	3		.675	Larry Armstrong	1995-96	42	30	10	2	2	.738	Doug Woog
1947-48	21	9	12	0		.429	Doc Romnes	1996-97	42	28	13	1	t1	.679	Doug Woog
1948-49	23	12	11	0		.522	Doc Romnes	1997-98	39	17	22	0	6	.436	Doug Woog
1949-50	16	5	11	0		.313	Doc Romnes	1998-99	43	15	19	*9	5	.453	Doug Woog
1950-51	26	14	12	0		.538	Doc Romnes	1999-00	41	20	19	2	6	.512	Don Lucia
1951-52	26	13	13	0	5	.500	Doc Romnes	2000-01	42	27	13	2	3	.667	Don Lucia
1952-53	29	23	6	0	t1	.793	John Mariucci	2001-02	44	32	8	4	3	.773	Don Lucia
1953-54	30	23	6	1	1	.783	John Mariucci	2002-03	45	28	8	*9	t2	.722	Don Lucia
1954-55	30	16	12	2	3	.567	John Mariucci	2003-04	44	27	14	3	t4	.648	Don Lucia
1955-56	29	16	12	1	4	.569	Marsh Ryman +	2004-05	44	28	15	1	t3	.648	Don Lucia
1956-57	29	12	15	2	6	.448	John Mariucci	2005-06	41	27	9	5	1	.720	Don Lucia
1957-58	27	16	11	0	4	.593	John Mariucci	2006-07	44	31	10	3	1	.739	Don Lucia
1958-59	24	12	10	2	#	.542	John Mariucci	2007-08	45	19	17	*9	7	.522	Don Lucia
1959-60	27	9	16	2	6	.370	John Mariucci	2008-09	37	17	13	7	5	.554	Don Lucia
1960-61	29	17	11	1	2	.603	John Mariucci	2009-10	39	18	19	2	7	.487	Don Lucia
1961-62	21	9	10	2	6	.476	John Mariucci	2010-11	36	16	14	6	5	.527	Don Lucia
1962-63	27	16	7	4	4	.667	John Mariucci								
1963-64	25	14	11	0	3	.560	John Mariucci								
1964-65	28	14	12	2	3	.536	John Mariucci								
1965-66	27	16	11	0	t2	.593	John Mariucci								
1966-67	29	9	19	1	8	.328	Glen Sonmor								
1967-68	31	19	12	0	5	.613	Glen Sonmor								
1968-69	29	13	13	3	5	.500	Glen Sonmor								
1969-70	33	21	12	0	1	.636	Glen Sonmor								

* - UM Best + - Interim Coach # - No league play

@ - National AAU Champions

ALL-TIME RECORD • 90 SEASONS
2,728 games • 1,630-928-170 (.629)

1921-22 COACH: I. D. MACDONALD

1/17	L		Hamline	1-2
1/20	W	@	Wisconsin	3-0
1/21	W	@	Wisconsin	3-1
1/31	W		Luther Seminary	1-0
2/3	W		Wisconsin	12-2
2/4	W		Wisconsin	7-0
2/13	T	@	Michigan Tech	3-3 (ot)
2/14	L	@	Michigan Tech	0-3
2/18	L		Michigan Tech	2-3
2/27	W		Hamline	3-2

OVERALL: 6-3-1 Conference Champions

1922-23 COACH: EMIL IVERSON

1/10	W		Ramsey Tech. School	6-1
1/15	W		St. Thomas	4-0
1/22	W		Michigan	2-0
1/23	W		Michigan	3-0
2/9	W	@	Wisconsin	4-0
2/10	T	@	Wisconsin	1-1 (ot)
2/19	W	@	Michigan	6-3
2/20	L	@	Michigan	2-3
2/22	W	@	Marquette	3-2
2/23	W	@	Marquette	4-2
2/28	W		Wisconsin	3-2
3/1	W		Wisconsin	4-0

OVERALL: 10-1-1 Conference Champions

1923-24 COACH: EMIL IVERSON

1/11	W	@	Eveleth JC	7-0
1/12	W	@	Hibbing	4-2
1/18	W	@	Marquette	2-1
1/19	W	@	Marquette	1-0
1/25	W	@	Wisconsin	4-0
1/26	W	@	Wisconsin	5-0
2/8	W		Marquette	6-1
2/9	W		Marquette	3-1
2/18	W		Michigan	2-1
2/19	W		Michigan	2-0
2/22	W	@	Michigan	7-1
2/23	L	@	Michigan	2-3
2/29	W		Wisconsin	4-0
3/1	W		Wisconsin	4-0

OVERALL: 13-1-0 Conference Champions

1924-25 COACH: EMIL IVERSON

2/3	W		Marquette	3-0
2/4	W		Marquette	2-0
2/9	W		Notre Dame	2-0
2/10	W		Notre Dame	2-1
2/13	W	@	Wisconsin	5-1
2/14	W	@	Wisconsin	1-0 (ot)
3/2	T		Michigan	1-1 (ot)
3/3	L		Michigan	0-1
3/13	W		Wisconsin	1-0
3/14	W		Wisconsin	1-0

OVERALL: 8-1-1 Conference Champions

1925-26 COACH: EMIL IVERSON

1/4	W		North Dakota Aggies	5-2
1/5	W		North Dakota Aggies	6-2
1/15	T	@	Wisconsin	0-0 (ot)
1/16	T	@	Wisconsin	1-1 (ot)

1/18	T	@	Marquette	0-0
1/19	W	@	Marquette	4-1
2/2	W		Carleton	3-1
2/8	W		Notre Dame	6-4
2/9	W		Notre Dame	4-0
2/19	W	@	Michigan State	2-0
2/19	W	@	Michigan	6-0
2/20	T	@	Michigan	1-1 (ot)
3/1	W		Michigan	4-2 (ot)
3/2	W		Michigan	2-1
3/10	W		Wisconsin	4-2
3/11	W		Wisconsin	2-1

OVERALL: 12-0-4 Conference Champions

1926-27 COACH: EMIL IVERSON

1/14	W	@	Wisconsin	1-0
1/15	W	@	Wisconsin	3-1
1/18	L		Manitoba	0-2 (ot)
1/19	L		Manitoba	0-4
1/24	W		St. Thomas	4-1
1/26	L		St. Thomas	1-2
2/1	W		Eveleth Jr. College	2-1
2/7	W		Notre Dame	3-0
2/8	L		Notre Dame	0-2
2/14	W		Wisconsin	4-0
2/15	W		Wisconsin	2-1
2/22	W		Michigan	3-2
2/23	W		Michigan	1-0
3/11	L		Michigan ^	0-1
3/12	L		Michigan ^	1-2

OVERALL: 9-6-0 Conference Co-Champions

^ Windsor, Ontario

1927-28 COACH: EMIL IVERSON

1/4	W		North Dakota Aggies	9-2
1/6	W		North Dakota Aggies	11-0
1/17	W	@	Michigan	3-0
1/18	W	@	Michigan	4-1
2/3	L	@	Wisconsin	1-2
2/4	T	@	Wisconsin	1-1 (ot)
2/7	L	@	Marquette	1-4
2/13	W		Michigan	4-1
2/14	W		Michigan	4-0
2/20	W		Wisconsin	1-0
2/21	W		Wisconsin	4-1
2/28	T		Marquette	2-2 (ot)
3/1	W		Marquette	4-1

OVERALL: 9-2-2 Conference Champions

**1928-29 COACH: EMIL IVERSON
CO-NATIONAL CHAMPIONS (WITH YALE)**

1/7	W		North Dakota Aggies	12-0
1/18	W	@	Michigan	4-0
1/19	W	@	Michigan	6-0
1/25	W		Michigan Tech	3-0
1/26	W		Michigan Tech	5-0
2/1	W		Chicago AA	4-0
2/2	T		Chicago AA	1-1 (ot)
2/11	L	@	Marquette	2-5
2/12	W	@	Marquette	3-2
2/13	L	@	Wisconsin	1-2
2/14	W	@	Wisconsin	2-0
2/21	W		Michigan	5-1

2/23	W	Michigan	2-0
3/4	W	Wisconsin	2-0
3/5	W	Wisconsin	4-0
3/14	W	Marquette	4-2
3/15	W	Marquette	2-0

OVERALL: 14-2-1 Conference Champions

1929-30COACH: EMIL IVERSON

1/3	L	Dallas A.C.	4-9
1/4	T	Tulsa A.C.	0-0 (ot)
1/10	L	@ Wisconsin	0-2
1/11	L	@ Wisconsin	3-4
1/13	L	@ Marquette	1-2
1/15	L	@ Marquette	1-5
1/20	L	Michigan	0-3
1/21	W	Michigan	1-0
1/27	W	Michigan Tech	3-2
1/28	L	Michigan Tech	2-3
2/3	W	North Dakota Aggies	11-2
2/4	W	North Dakota	6-1
2/15	W	Wisconsin	2-1
2/17	W	Wisconsin	2-1 (ot)
2/21	T	@ Michigan	1-1
2/22	L	@ Michigan	1-2
3/3	W	Marquette	3-2
3/4	L	Marquette	1-4

OVERALL: 7-9-2

1930-31COACH: FRANK POND

12/29	L	Manitoba	3-5
12/30	L	Manitoba	2-5
1/2	W	@ M. Cooke and Sons (Duluth)	6-3
1/3	L	@ Hibbing Veterans	2-7
1/9	L	@ Wisconsin	1-3
1/12	T	@ Marquette	1-1
1/13	L	@ Marquette	3-6
1/23	L	Michigan	1-2
1/24	L	Michigan	0-1
1/26	W	Michigan Tech	8-2
1/27	W	Michigan Tech	7-3
2/5	L	Marquette	1-3
2/6	L	Marquette	1-2 (ot)
2/13	W	Wisconsin	2-1
2/14	W	Wisconsin	4-1
2/20	W	@ Michigan Tech	3-0
2/21	W	@ Michigan Tech	2-0
2/27	L	@ Michigan	1-3
2/28	L	@ Michigan	0-2

OVERALL: 7-11-1

1931-32COACH: FRANK POND

12/29	W	Eveleth Jr. College	4-0
12/30	W	Eveleth Jr. College	4-2
1/7	W	Houghton All-Stars	5-4
1/13	L	Olympics	0-4
1/14	L	@ Harvard	6-7
1/19	W	@ Wisconsin	10-1
1/21	W	Michigan	3-0
1/22	W	Michigan	1-0
2/4	W	Michigan Tech	8-1
2/5	W	Michigan Tech	8-1
2/10	W	Michigan Tech	6-1
2/11	L	@ Hancock, Mich.	1-2

2/12	W	@ Calumet, Mich.	2-0
2/18	W	Polish Olympic Team	8-0
3/4	T	@ Michigan	1-1 (ot)
3/5	W	@ Michigan	1-0

OVERALL: 12-3-1 Conference Champions

1932-33COACH: FRANK POND

1/13	W	North Dakota	4-0
1/14	W	North Dakota	9-0
1/20	W	Michigan	2-1
1/21	W	Michigan	4-1
2/4	W	@ Wisconsin ^	6-1
2/10	W	Wisconsin	8-0
2/11	W	Wisconsin	3-0
2/17	W	@ North Dakota	10-2
2/18	W	@ North Dakota	3-0
2/24	W	@ Michigan	5-2
2/25	L	@ Michigan	1-3

OVERALL: 10-1-0 Conference Champions

^ Eau Claire, Wis.

1933-34COACH: FRANK POND

1/5	L	Manitoba	2-3
1/6	L	Manitoba	0-4
1/18	W	Michigan	5-2
1/19	W	Michigan	1-0
1/25	W	@ Michigan Tech	4-1
1/27	L	@ Michigan Tech	1-2
2/2	W	Chippewa Falls Legion	5-0
2/9	W	@ Wisconsin	1-0
2/10	W	@ Wisconsin	7-0
2/16	W	@ Michigan Tech	5-4
2/17	W	@ Michigan Tech	4-0
2/23	W	Michigan	3-1
2/24	W	Michigan	2-1
2/27	W	White Bear	7-1

OVERALL: 11-3-0

1934-35COACH: FRANK POND

12/14	W	AAU All-Stars	2-1
12/21	L	Yale	0-2
12/22	L	Yale	1-3
1/10	L	Manitoba	1-2
1/11	L	Manitoba	1-4
1/18	T	Michigan	2-2 (ot)
1/19	L	Michigan	3-4
1/25	W	@ Michigan Tech	2-1 (ot)
1/26	W	@ Michigan Tech	4-1
2/1	W	Michigan Tech	6-1
2/2	W	Michigan Tech	3-0
2/8	W	Wisconsin	9-0
2/9	W	Wisconsin	5-1
2/23	T	@ Michigan	1-1 (ot)
2/24	L	@ Michigan	1-3
3/1	W	Ascensions	3-2
3/4	W	Ascensions	3-0

OVERALL: 9-6-2

1935-36COACH: LARRY ARMSTRONG

1/10	L	AAU All-Stars	0-4
1/16	W	Carleton	6-0
1/17	W	Dayton's (AAU)	2-1
1/19	L	Wheaties (AAU)	2-3

1/27	W	Princeton	3-1
1/29	L	Princeton ^	3-4
2/2	L	Manitoba	2-3
2/3	L	Manitoba	2-5
2/14	W @	Michigan	7-1
2/16	W @	Michigan	1-0
2/20	W @	Michigan Tech	5-0
2/23	W @	Michigan Tech	3-0
2/28	W	Michigan Tech	2-1
3/1	W	Michigan Tech	3-0
3/11	L	Michigan	1-2
3/12	W	Michigan	5-1

OVERALL: 10-6-0

^ St. Paul Auditorium

1936-37COACH: LARRY ARMSTRONG

12/11	W	Carleton	7-0
12/29	W	Dartmouth ^	2-0
12/30	W	Dartmouth	3-1
1/8	W	Fairbanks-Dawson (Alaska)	2-1
1/9	W	Fairbanks-Dawson (Alaska)	4-3
1/15	W	Michigan	3-0
1/16	L	Michigan	1-8
1/22	W @	Manitoba	1-0
1/23	L @	Manitoba	0-5
1/29	W	Michigan Tech	2-1
1/30	L	Michigan Tech	0-1
2/5	W @	Michigan Tech	3-0
2/6	T @	Michigan Tech	1-1 (ot)
2/12	W	Carleton	7-1
2/24	W	Michigan	3-1
2/26	L	Michigan	2-3

OVERALL: 11-4-1

^ St. Paul Auditorium

1937-38COACH: LARRY ARMSTRONG

12/22	L	Duluth Zepthers	1-6
12/28	W @	Toronto	4-1
12/29	L @	Toronto	3-6
1/12	W @	Michigan	2-1
1/14	L @	Michigan	1-2
1/21	W	Michigan Tech	4-3
1/22	W	Michigan Tech	2-1
1/28	L	Manitoba ^	2-3
1/29	L	Manitoba	1-2
2/18	W @	Michigan Tech	4-1
2/19	T @	Michigan Tech	3-3 (ot)
2/24	W @	Michigan	4-3
2/26	L @	Michigan	3-5
3/3	W	Illinois	7-2
3/24	L @	Southern California	2-5
3/26	L @	Southern California	3-4
3/29	L	Gonzaga	1-5

OVERALL: 7-9-1

^ St. Paul Auditorium

1938-39COACH: LARRY ARMSTRONG

11/30	L @	Duluth Zepthers	2-6
12/8	W	McMaster U.	6-3
12/9	W	McMaster U.	5-2
12/28	L	Southern California ^	1-3
12/29	L	Southern California	0-4
1/6	W @	Illinois	6-0

1/7	W @	Illinois	5-2
1/13	L @	Manitoba	2-3
1/14	W @	Manitoba	4-1
1/19	W	Michigan	6-0
1/21	W	Michigan	4-0
1/27	W	Michigan Tech	5-0
1/28	W	Michigan Tech	5-2
2/3	W	Michigan Tech	2-1
2/4	W	Michigan Tech	4-0
2/11	L @	Manitoba	0-3
2/17	W	Illinois	8-0
2/18	W	Illinois	8-2
2/23	W	Michigan	8-3
2/25	W	Michigan	7-0
3/26	W vs.	Philadelphia *	10-1
3/27	W vs.	St. Nicholas *	3-2
3/28	L vs.	Cleveland *	3-4

OVERALL: 17-6-0

* National AAU Tournament

^ St. Paul Auditorium

**1939-40COACH: LARRY ARMSTRONG
NATIONAL AAU TOURNAMENT CHAMPIONS**

12/14	W	London (Ont.)	10-2
12/15	W	London (Ont.)	5-2
12/29	W @	Yale	3-0
12/30	W @	Yale	7-2
1/5	W @	Illinois	8-2
1/6	W @	Illinois	10-2
1/12	W @	Michigan Tech	7-1
1/13	W @	Michigan Tech	9-1
1/18	W	Michigan	9-2
1/20	W	Michigan	5-2
2/2	W	Michigan Tech	9-1
2/3	W	Michigan Tech	8-0
2/9	W	Illinois	9-1
2/10	W	Illinois	9-2
2/24	W @	Michigan	7-0
2/26	W @	Michigan	5-0
3/2	W vs.	Amesbury *	9-4
3/3	W vs.	Brock Hall *	9-1

OVERALL: 18-0-0

* National AAU Tournament (Lake Placid, N.Y.)

1940-41COACH: LARRY ARMSTRONG

12/9	W @	London (Ont.)	5-3
12/10	T @	London (Ont.)	3-3 (ot)
12/27	L	Yale	2-5
12/28	W	Yale	5-4
1/10	T @	Illinois	2-2 (ot)
1/11	L @	Illinois	1-4
1/16	W	Michigan	4-0
1/18	W	Michigan	7-2
1/24	W @	Michigan Tech	8-0
1/25	W @	Michigan Tech	3-0
2/14	L	Illinois	4-5
2/15	W	Illinois	6-2
2/20	W	Michigan Tech	7-2
2/21	W	Michigan Tech	3-1
2/27	W @	Michigan	8-0
3/1	W @	Michigan	2-1

OVERALL: 11-3-2

1941-42COACH: LARRY ARMSTRONG

12/11	L	London (Ont.)	1-3
12/12	W	London (Ont.)	2-1
1/2	L	Dartmouth	2-4
1/3	L	Dartmouth	3-5 (ot)
1/9	L @	Michigan Tech	2-3
1/10	W @	Michigan Tech	2-1
1/22	L @	Michigan	2-3
1/24	W @	Michigan	6-0
2/20	W	Michigan Tech	5-3 (ot)
2/21	W	Michigan Tech	4-1
2/26	W	Michigan	4-0
2/28	W	Michigan	5-1

OVERALL: 7-5-0

1942-43COACH: LARRY ARMSTRONG

1/4	L @	St. James	1-5
1/5	L @	St. James	3-8
1/8	W	Illinois	1-0 (def.)
1/9	W	Illinois	1-0 (def.)
1/14	W	Michigan	3-0
1/16	W	Michigan	4-0
1/22	W @	Michigan Tech	3-1
1/23	L @	Michigan Tech	0-1
2/5	W	Michigan Tech	6-4
2/6	W	Michigan Tech	8-2
2/12	W @	Illinois	2-1
2/13	L @	Illinois	1-2
2/18	T	Michigan	1-1 (ot)
2/20	W	Michigan	6-2
2/27	W	Army-Navy	5-2
3/2	L	Army-Navy	1-3

OVERALL: 10-5-1

1943-44COACH: LARRY ARMSTRONG

1/7	W	St. James	4-1
1/8	W	St. James	6-1
1/14	L	Port Arthur Griffons	4-9
1/15	L	Port Arthur Griffons	2-3
1/21	L	Honeywell	4-6
1/22	L	Fort Snelling	1-2
2/4	W	Navy Fliers	7-2
2/5	W	Fort Snelling	6-4
2/11	W @	St. James	6-5
2/12	L @	St. James	3-5
2/17	W @	Fort Snelling ^	4-1

OVERALL: 6-5-0

^ St. Paul Auditorium

1944-45COACH: LARRY ARMSTRONG

1/5	W	St. James	9-3
1/6	W	St. James	3-0
1/13	W	Michigan	10-0
1/19	W	Bermans of Park League	3-1
1/26	T	Ft. Wm. Columbus	3-3 (ot)
1/27	W	Ft. Wm. Columbus	3-1
2/3	W @	Michigan	15-2
2/9	L @	St. James & Winnipeg Stars	3-4
2/10	L @	St. James & Winnipeg Stars	6-9
2/23	W	Park League All-Stars	6-3

OVERALL: 7-2-1

1945-46COACH: LARRY ARMSTRONG

1/4	L	St. James	2-7
1/5	L	St. James	4-7
1/11	W	Ft. William	9-4
1/12	W	Ft. William	9-4
1/18	L @	Michigan	2-5
1/19	L @	Michigan	4-8
2/1	T	Michigan	3-3 (ot)
2/2	W	Michigan	5-2
2/8	W	Michigan Tech	7-2
2/9	W	Michigan Tech	14-2
2/15	W @	Michigan Tech	9-2
2/16	W @	Michigan Tech	6-2
2/21	W @	St. James	5-2
2/22	W @	St. James	4-0

OVERALL: 9-4-1

1946-47COACH: LARRY ARMSTRONG

Player	G	A	TP
Roland DePaul, C	13	20	33
Jerry Remole, W	15	11	26
Bill Hodgins, RW	13	8	21
Bud Frick, C	8	8	16
Bob Fleming, W	6	10	16

12/20	W	Fort William	3-2
12/21	W	Fort William	7-2
12/27	L @	Yale	5-6
12/28	W @	Yale	6-2
1/1	L	Brandon	4-8
1/2	L	Brandon	2-4
1/9	W	St. James	5-1
1/10	T	St. James	5-5 (ot)
1/17	T	Michigan	4-4 (ot)
1/18	L	Michigan	4-5
1/24	W @	Michigan Tech	6-4
1/25	W @	Michigan Tech	3-1
1/31	W @	St. James	4-3
2/1	T @	St. James	4-4 (ot)
2/14	L @	Michigan	2-4
2/15	W @	Michigan	3-2
2/21	W	Michigan Tech	13-3
2/22	W	Michigan Tech	6-2
2/28	W	Colorado College	8-3
3/1	W	Colorado College	15-2

OVERALL: 12-5-3

1947-48.....COACH: DOC ROMNES

Player	G	A	TP
Roland DePaul, C	22	9	31
Bill Hodgins, W	14	8	22
Jerry Lindegard, C	13	9	22
James Frick, W	8	10	18
Richard Roberts, D	11	3	14

12/5	L	Winnipeg	4-8
12/6	L	Winnipeg	5-6
12/19	L @	Colorado College	5-8
12/20	L @	Colorado College	6-7
12/22	L	Olympic Club	4-7
12/23	W	California	5-4
12/27	W	California	4-3
1/2	W	Harvard	8-6
1/3	W	Harvard	7-2
1/8	L	Manitoba	5-6
1/9	L	Manitoba	4-5
1/16	L @	Michigan	2-3
1/17	L @	Michigan	1-5
1/23	L	North Dakota	3-5
1/24	W	North Dakota	7-4 (ot)
2/6	W @	Michigan Tech	6-5
2/7	W @	Michigan Tech	7-3
2/13	L	Michigan	2-6
2/14	W	Michigan	5-4 (ot)
2/27	W	Michigan Tech	7-4
2/28	L	Michigan Tech	3-4

OVERALL: 9-12-0

1948-49.....COACH: DOC ROMNES

Player	G	A	TP
Roland DePaul, C	24	16	40
Rube Bjorkman, W	19	44	33
Jerry Lindegard, C	13	18	31
John Bonner, C	11	11	22
Calvin Engelstad, W	9	12	21

12/21	L @	Fort William	5-6
12/22	W	Fort William	10-3
12/28	W	Yale	10-1
12/29	W	Yale ^	4-2
1/6	L	Winnipeg	6-8
1/7	W	Winnipeg	7-3
1/14	W	Michigan Tech	5-4
1/15	W	Michigan Tech ^	7-3
1/17	W @	Rochester (AAHA)	5-2
1/21	L @	North Dakota	3-4 (ot)
1/22	L @	North Dakota	4-6
1/28	W	North Dakota	12-5
1/29	W	North Dakota ^	7-6
2/4	W	California	8-3
2/5	L	California ^	3-5
2/11	W @	Michigan Tech	5-1
2/12	L @	Michigan Tech	4-12
2/18	L	Michigan	1-4
2/19	L	Michigan #	3-6
2/25	L @	Michigan	1-4
2/26	L @	Michigan	1-4
3/4	L @	Colorado College	2-5
3/5	W @	Colorado College	7-4

OVERALL: 12-11-0

^ St. Paul Auditorium # Rochester, Minn.

1949-50.....COACH: DOC ROMNES

Player	G	A	TP
Russell Strom, C	9	8	17
Jack Bonner, C	9	8	17
Calvin Engelstad, W	10	5	15
Donald Bodin, W	8	6	14
Robert Harris, W	6	5	11
Rube Bjorkman, W	6	5	11

1/6	L	North Dakota	3-7
1/7	L	North Dakota ^	5-6
1/13	L @	North Dakota	2-3
1/14	L @	North Dakota	5-8
1/20	W @	Michigan State	8-2
1/21	W @	Michigan State	11-1
2/3	L @	Michigan	1-2
2/4	L @	Michigan	2-6
2/10	L	Colorado College #	6-8
2/11	W	Colorado College ^	4-2
2/17	W	Michigan State	12-1
2/18	W	Michigan State	8-0
2/24	L	Michigan	3-7
2/25	L	Michigan	2-6
3/3	L @	Colorado College	2-9
3/4	L @	Colorado College	1-6

OVERALL: 5-11-0

^ Rochester, Minn.

St. Paul Auditorium

1950-51COACH: DOC ROMNES

Player	G	A	TP	PIM
Calvin Engelstad, W	19	34	53	6
Rube Bjorkman, W	22	25	47	6
Gordon Watters, C	27	19	46	2
Russell Strom, C	15	22	37	20
Donald Bodin, W	16	9	25	7

Goaltenders	GP	GA	GAA
Larry Ross	19	78	4.10
Bob Moran	6	29	4.83

12/1	L	Rochester	6-8
12/7	L	Fort William	0-2
12/8	L	Fort William	4-5 (ot)
12/29	L	Harvard	3-4 (ot)
12/30	L	Harvard	6-7
1/1	W @	Denver	10-4
1/2	L @	Denver	3-4
1/5	L	Michigan	4-5 (ot)
1/6	L	Michigan	4-6
1/12	W @	Michigan Tech	11-1
1/13	W @	Michigan Tech	8-5
1/19	L @	Michigan	2-12
1/20	L @	Michigan	0-8
1/24	L @	Rochester	7-9
1/26	W	Michigan State	9-3
1/27	W	Michigan State	6-2
2/2	L @	North Dakota	4-8
2/3	W @	North Dakota	7-2
2/9	W @	Michigan State	7-3
2/10	W @	Michigan State	7-2
2/16	W	Colorado College	5-2
2/17	W	Colorado College	5-4 (ot)
2/23	W	Michigan Tech	6-1

MINNESOTA HOCKEY

YEAR-BY-YEAR RECORDS

2/24	W	Michigan Tech	8-1
3/2	W	North Dakota	5-2
3/3	W	North Dakota	3-2

OVERALL: 14-12-0

1951-52.....COACH: DOC ROMNES

Player	G	A	TP	PIM
John Mayasich, C	32	30	62	10
Richard Dougherty, W	32	20	52	33
Eugene Campbell, C	16	17	33	8
Dick Meredith, W	10	14	24	10
Ken Yackel, D	10	10	20	20

Goaltenders	GP	GA	Saves	GAA
Larry Ross	13	64	335	4.90
James Mattson	8	25	223	3.10
George McCormack	6	25	168	4.20

11/29	W	@	Rochester Mustangs	5-2
12/1	W		Rochester Mustangs	9-2
12/7	W		Ft. William	9-3
12/8	W		Ft. William	12-2
12/28	L		Yale	4-7
12/29	L		Yale	3-4 (ot)
1/1	L	@	Denver	6-9
1/2	W	@	Denver	5-3
1/4	L	@	Colorado College	3-5
1/5	L	@	Colorado College	4-6
1/11	L	@	Michigan	4-5
1/12	L	@	Michigan	1-6
1/18	L		Michigan	2-7
1/19	L		Michigan	0-5
1/25	L	@	North Dakota	1-5
1/26	W	@	North Dakota	5-3
2/1	L		Denver	1-6
2/2	L		Denver	5-6 (ot)
2/8	W		Michigan State	9-2
2/9	W		Michigan State	6-4
2/15	W		North Dakota	9-2
2/16	L		North Dakota	4-6
2/22	W	@	Michigan State	5-4
2/23	W	@	Michigan State	5-3
2/29	W		Michigan Tech	5-3
3/1	W		Michigan Tech	8-4

OVERALL: 13-13-0 MCHL: 5-7-0 (5th)

1952-53COACH: JOHN MARIUCCI

MCHL CO-CHAMPIONS NCAA FROZEN FOUR

Player	G	A	TP	PIM
John Mayasich, C	42	36	78	16
Richard Dougherty, W	35	32	67	35
Eugene Campbell, C	21	24	45	16
Ken Yackel, D	12	13	25	77
Robert Johnson, W	6	14	20	17

Goaltenders	GP	GA	Saves	GAA
James Mattson	27	64	651	2.36
Warren Strelow	1	1	—	1.00

12/5	W		Ft. William	6-2
12/6	L		Ft. William	5-6
12/13	W	@	Minnesota-Duluth	14-2
12/19	W		St. Boniface	7-4

12/20	W		St. Boniface	6-1
12/26	W		Toronto U.	5-2
12/26	W		Toronto U.	8-2
12/29	W	@	Colorado College	5-2
12/30	L	@	Colorado College	2-5
1/2	L	@	Denver	2-3
1/3	W	@	Denver	3-2
1/9	W		Michigan State	3-1
1/10	W		Michigan State	5-0
1/16	W	@	Michigan	4-3
1/17	L	@	Michigan	4-5
1/23	W	@	Michigan Tech	6-3
1/24	W	@	Michigan Tech	5-2
1/30	L		North Dakota	5-7
1/31	W		North Dakota	5-2
2/6	W	@	North Dakota	3-0
2/7	W	@	North Dakota	3-1
2/13	W		Michigan	5-2
2/14	W		Michigan	4-0
2/20	W		Denver	4-3
2/21	W		Denver	10-0
3/6	W	@	Michigan State	7-3
3/7	W	@	Michigan State	7-2
3/13	W	vs.	RPI !	3-2
3/15	L	vs.	Michigan !	3-7

OVERALL: 23-6-0 MCHL: 16-4-0 (T-1st)

! NCAA Finals, Colorado Springs, Colo.

1953-54COACH: JOHN MARIUCCI

WIHL CHAMPIONS NCAA FROZEN FOUR

Player	G	A	TP	PIM
John Mayasich, C	29	49	78	20
Richard Dougherty, W	42	26	68	41
Eugene Campbell, W	15	26	41	8
Ken Yackel, D	11	17	28	62
Jack Monahan, C	10	13	23	24
Dick Meredith, W	9	14	23	13

Goaltenders	GP	GA	Saves	GAA
James Mattson	26	72	573	2.76
Fred Pulicicchio	5	8	98	1.40

12/4	L		St. Boniface	4-5
12/5	L		St. Boniface	3-6
12/11	W		Ft. William	5-0
12/12	W		Ft. William	5-3
12/22	W		Harvard	4-2
12/23	W		Harvard ^	9-0
12/29	W		Dartmouth	11-0
12/30	W		Dartmouth	10-3
1/1	W		Colorado College	7-2
1/2	W		Colorado College	7-1
1/8	T	@	North Dakota	2-2 (ot)
1/9	W	@	North Dakota	5-0
1/15	W		Michigan	5-4
1/16	L		Michigan	3-4
1/22	W		Michigan State	5-4
1/23	W		Michigan State	8-3
1/29	W	@	Michigan State	7-2
1/30	W	@	Michigan State	5-3
2/5	W		North Dakota	5-3
2/6	W		North Dakota	8-2

2/12	W	@	Michigan Tech	9-3
2/13	W	@	Michigan Tech	6-3
2/19	W		Michigan Tech	5-4 (ot)
2/20	W		Michigan Tech	11-3
2/22	W	@	Denver	7-3
2/23	W	@	Denver	7-4
2/26	L	@	Michigan	3-6
2/27	L	@	Michigan	2-5
3/2	L		Chicago Blackhawks #	3-6
3/11	W	vs.	Boston College !	14-1
3/13	L	vs.	RPI !	4-5 (ot)

OVERALL: 23-6-1 WIHL: 16-3-1 (1st)

Exhibition ^ Hibbing, Minn.

! NCAA Finals, Colorado Springs, Colo.

1954-55COACH: JOHN MARIUCCI

Player	G	A	TP	PIM
John Mayasich, C	41	39	80	28
George Jetty, W	22	18	40	46
Ken Yackel, D	18	18	36	51
Dick Meredith, W	18	15	33	26
Bill Swanson, C	8	11	19	4

Goaltenders	GP	GA	Saves	GAA
James Mattson	30	104	821	3.50

12/3	W		St. Boniface	7-4
12/4	W		St. Boniface	6-4
12/10	W		Winnipeg Barons	14-1
12/11	W		Winnipeg Barons	8-2
12/20	W		RPI	3-2 (ot)
12/21	W		RPI %	5-3
12/28	L	@	Colorado College	2-6
12/29	L	@	Colorado College	2-3 (ot)
1/1	T	@	Denver	3-3 (ot)
1/2	W	@	Denver	8-7 (ot)
1/7	L		North Dakota	4-6
1/8	L		North Dakota	3-5
1/14	W	@	Michigan	10-4
1/15	L	@	Michigan	3-5
1/21	W		Denver	7-3
1/22	L		Denver	5-6
1/28	W		Michigan Tech	5-1
1/29	W		Michigan Tech	4-3
2/4	W		Michigan State	7-0
2/5	W		Michigan State	3-2
2/8	L		Colorado College	2-4
2/9	L		Colorado College	3-4
2/11	L	@	Michigan Tech	1-4
2/12	W	@	Michigan Tech	5-4
2/18	L		Michigan	2-5
2/19	L		Michigan	1-3
2/25	T	@	Michigan State	5-5 (ot)
2/26	W	@	Michigan State	7-6
3/4	W	@	North Dakota	6-0
3/5	L	@	North Dakota	0-4

OVERALL: 16-12-2 WIHL: 10-12-2 (3rd)

% at St. Paul Auditorium

1955-56COACH: MARSH RYMAN

Player	G	A	TP	PIM
Ken Yackel, W	19	20	39	45
Mike Pearson, C	16	16	32	14
George Jetty, C	12	13	25	28
Dick Burg, W	10	10	20	17
Ken Wellen, W	10	8	18	8

Goaltenders	GP	GA	Saves	GAA
Jack McCartan	24	67	624	2.80
Don Vaia	7	13	113	1.90

12/1	W		St. Boniface	10-2
12/2	W		St. Boniface	8-0
12/16	W		Colorado College %	3-2
12/17	L		Colorado College	0-2
12/22	W		Michigan State	7-1
12/23	W		Michigan State	4-3
12/30	W	vs.	Loyola (Montreal)^	6-2
12/31	W	vs.	Princeton ^	10-1
1/2	W	@	RPI ^	5-3
1/6	L		U.S. Olympics	2-9
1/7	L		U.S. Olympics %	2-3
1/13	L	@	Michigan	0-2
1/14	L	@	Michigan	1-2
1/20	L		Michigan Tech	2-4
1/21	W		Michigan Tech	3-2
1/27	L	@	North Dakota	0-4
1/28	W	@	North Dakota	5-3
2/3	T		Denver	3-3 (ot)
2/4	L		Denver	1-5
2/10	L	@	Michigan Tech	2-5
2/11	L	@	Michigan Tech	0-2
2/13	W	@	Michigan State	2-1
2/14	W	@	Michigan State	2-1
2/17	L		Michigan	3-5
2/18	L		Michigan	2-6
2/24	W	@	Colorado College	4-1
2/25	W	@	Colorado College	4-2
3/2	W		North Dakota	8-4
3/3	W		North Dakota	7-0

OVERALL: 16-12-1 WIHL: 11-10-1 (4th)

^ RPI Invitational Tournament, Troy, N.Y.

% at St. Paul Auditorium

1956-57COACH: JOHN MARIUCCI

Player	G	A	TP	PIM
Terry Bartholome, W	14	7	21	20
Murray Williamson, W	9	11	20	24
Bill Swanson, C	11	8	19	8
Mike Pearson, C	9	10	19	29
Bob Turk, C/W	6	12	18	13

Goaltenders	GP	GA	Saves	GAA
Don Vaia	16	52	578	3.20
Jack McCartan	15	43	494	2.80

12/7	W	St. Boniface	8-1
12/8	W	St. Boniface	5-1
12/14	W	Winnipeg Rangers	8-0
12/28	W	Yale	5-2
12/29	W	Yale	1-0
1/1	L @	Denver	4-5
1/2	L @	Denver	0-6
1/4	L @	Colorado College	1-4
1/5	L @	Colorado College	3-5
1/11	L	North Dakota	2-3 (ot)
1/12	W	North Dakota	4-3
1/18	W	Michigan Tech	7-3
1/19	L	Michigan Tech	1-2
1/25	W @	North Dakota	4-1
1/26	L @	North Dakota	1-7
2/1	L @	Michigan State	1-2
2/2	L @	Michigan State	0-4
2/8	W	Michigan	7-3
2/9	L	Michigan	3-4
2/11	L	Colorado College %	2-3 (ot)
2/12	L	Colorado College	2-5
2/15	L @	Michigan	1-8
2/16	L @	Michigan	1-4
2/22	T @	Michigan Tech	3-3 (ot)
2/23	T @	Michigan Tech	4-4 (ot)
3/1	L	Michigan State	2-4
3/2	W	Michigan State	3-2
3/8	W	Denver	6-3
3/9	W	Denver	7-4

OVERALL: 12-15-2 WIHL: 7-15-2 (6th)

% at St. Paul Auditorium

1957-58COACH: JOHN MARIUCCI

Player	G	A	TP	PIM
Dick Burg, W	19	16	35	30
Mike Pearson, C/D	13	17	30	39
Gerald Melnychuk, C	10	16	26	10
Murray Williamson, W	10	16	26	26
Myron Grafstrom, W	15	9	24	6

Goaltenders	GP	GA	Saves	GAA
Jack McCartan	28	89	842	3.20

12/6	W	Michigan Tech	2-1
12/7	L	Michigan Tech	1-3
12/21	W	U.S. Nationals	6-2
12/27	W	Harvard	7-2
12/28	W	Harvard	3-2 (ot)
12/30	L @	Colorado College	2-7
1/1	W @	Denver	2-1
1/3	L @	Denver	2-4
1/4	W @	Colorado College	8-3

1/10	W	Michigan State	3-2
1/11	L	Michigan State	3-4
1/17	W	North Dakota	7-5
1/18	L	North Dakota	3-5
1/24	L @	Michigan Tech	2-5
1/25	W @	Michigan Tech	4-2
1/31	W	Denver	6-4
2/1	W	Denver	4-0
2/7	W	Michigan	4-2
2/8	L	Michigan	2-4
2/14	L @	North Dakota	1-4
2/15	L @	North Dakota	5-6
2/21	W @	Michigan	10-5
2/22	L @	Michigan	2-3
2/28	L @	Michigan State	3-4
3/1	W @	Michigan State	5-1
3/7	W	Colorado College	7-2
3/8	W	Colorado College	2-1

OVERALL: 16-11-0 WIHL: 13-11-0 (4th)

1958-59COACH: JOHN MARIUCCI

Player	G	A	TP	PIM
Stu Anderson, C	15	19	34	8
Murray Williamson, W	13	20	33	13
Gerald Melnychuk, C	13	19	32	10
Myron Grafstrom, W	15	11	26	10
Herb Brooks, W	11	12	23	8

Goaltenders	GP	GA	Saves	GAA
Mike Doyle	15	49	424	3.20
Don Vaia	10	41	299	4.10

12/5	L	U.S. Nationals	2-3 (ot)
12/19	W	Dartmouth	8-1
12/20	W	Dartmouth	6-1
12/27	W	U.S. Nationals	6-3
1/2	W @	Colorado College	3-2 (ot)
1/3	T @	Colorado College	1-1 (ot)
1/9	W	Michigan State	7-3
1/10	T	Michigan State	3-3 (ot)
1/16	L @	Michigan Tech	3-5
1/17	L @	Michigan Tech	3-5
1/23	L @	Michigan State	4-5
1/24	L @	Michigan State	4-5
1/30	W	North Dakota	4-3
1/31	L	North Dakota	2-6
2/6	W	Colorado College	2-1
2/7	W	Colorado College	7-5
2/13	W @	Michigan	6-1
2/14	W @	Michigan	7-3
2/20	L @	North Dakota	5-6
2/21	L @	North Dakota	2-5
2/27	W	Michigan	6-2
2/28	L	Michigan	3-6
3/6	W	Michigan Tech	7-5
3/7	L	Michigan Tech	4-5

OVERALL: 12-10-2

(no league—WCHA was formed the next year)

1959-60COACH: JOHN MARIUCCI

Player	G	A	TP	PIM
Gerald Melnychuk, C	15	25	40	24
Myron Grafstrom, W	15	14	29	6
Jim Rantz, W	8	18	26	4
Dave Rovick, W	14	12	26	4
Oscar Mahle, W	17	8	25	35

Goaltenders	GP	GA	Saves	GAA
Chuck Steinweg	19	72	512	3.89
Mike Doyle	10	51	317	5.36

11/27	L	Michigan Tech		5-8
11/28	L	Michigan Tech		2-4
12/4	T	Denver	4-4 (ot)	
12/5	L	Denver		4-5
12/29	L @	Colorado College		3-4
12/30	L @	Colorado College		4-8
1/1	L @	Denver		1-6
1/2	L @	Denver		2-7
1/8	W	Colorado College		6-5
1/9	W	Colorado College		11-3
1/15	W	North Dakota		9-3
1/16	L	North Dakota		1-4
1/22	T	U.S. Olympics	4-4 (ot)	
1/23	L	U.S. Olympics		2-6
1/29	L @	Michigan Tech		6-8
1/30	L @	Michigan Tech		1-6
2/2	W	Czech. Olympics		3-2
2/5	W	Michigan		6-3
2/6	L	Michigan		2-4
2/12	L @	North Dakota		5-6
2/13	L @	North Dakota		1-5
2/19	W	Michigan State		5-0
2/20	W	Michigan State		10-2
2/26	L @	Michigan		2-3
2/27	W @	Michigan	4-3 (ot)	
3/4	W @	Michigan State	5-4 (ot)	
3/5	L @	Michigan State		3-4

OVERALL: 9-16-2 WCHA: 8-15-1 (6th)

1960-61COACH: JOHN MARIUCCI

**WCHA PLAYOFF CHAMPIONS
NCAA FROZEN FOUR**

Player	G	A	TP	PIM
Jerry Norman, W	20	14	34	17
Oscar Mahle, W	13	10	23	28
Gary Schmalzbauer, W	12	10	22	4
Len Lilyholm, C	7	13	20	14
Larry Smith, C	8	11	19	6

Goaltenders	GP	GA	Saves	GAA
Mike Larson	17	54	472	3.20
Chuck Steinweg	3	14	91	4.70

12/2	W @	Michigan State		6-3
12/3	W @	Michigan State		6-5
12/16	L	U.S. Nationals		3-6
12/17	L vs.	U.S. Nationals ^		0-4
12/18	W vs.	U.S. Nationals %		5-2
12/19	L	U.S. Nationals		5-8
12/28	L	Soviet Olympics		2-10
1/6	W	Colorado College		9-6
1/7	W	Colorado College		4-2

1/13	W	Michigan		4-2
1/14	L	Michigan		2-4
1/20	L @	Michigan		3-4
1/21	L @	Michigan		3-9
1/27	W	Michigan State		5-2
1/28	W	Michigan State		7-3
2/3	W @	North Dakota		9-2
2/4	L @	North Dakota	3-4 (ot)	
2/10	L @	Michigan Tech		0-6
2/11	L @	Michigan Tech	2-3 (ot)	
2/17	W	Michigan Tech		5-1
2/18	W	Michigan Tech		3-2
2/25	W @	Colorado College		12-2
2/26	W @	Colorado College		7-1
3/3	W	North Dakota		6-4
3/4	W	North Dakota		4-3
3/10	W	Michigan *		3-1
3/11	T	Michigan *	3-3 (ot)	
3/17	L vs.	Denver !		1-6
3/18	W vs.	RPI !		4-3

OVERALL: 17-11-1 WCHA: 14-6-0 (2nd)

^ at Duluth, Minn.

% at Virginia, Minn.

* WCHA Playoffs, Williams Arena

! NCAA Finals, Denver, Colo.

1961-62COACH: JOHN MARIUCCI

Player	G	A	TP	PIM
Ron Constantine, W	15	13	28	16
Len Lilyholm, W	9	19	28	18
Jim Stordahl, C	8	14	22	14
Dave Brooks, C	13	8	21	16
Gary Schmalzbauer, W	9	11	20	0

Goaltenders	GP	GA	Saves	GAA
Mike Larson	22	71	564	3.23
Ron Braatz	1	4	25	4.00
Chuck Steinweg	1	0	18	0.00

12/15	W	Colorado College		10-2
12/16	W	Colorado College		7-3
12/29	W	Harvard		7-2
12/30	W	Harvard		4-3
1/5	L @	Michigan State		3-5
1/6	L @	Michigan State		2-5
1/12	L	Michigan Tech		1-5
1/13	L	Michigan Tech		2-4
1/19	W	Minnesota-Duluth		6-1
1/20	W @	Minnesota-Duluth		6-4
1/26	T	Michigan State	1-1 (ot)	
1/27	L	Michigan State		3-5
2/2	W @	Colorado College		11-4
2/3	W @	Colorado College		9-3
2/9	W	North Dakota		4-1
2/10	L	North Dakota	4-5 (ot)	
2/16	L @	Michigan Tech		3-6
2/17	L @	Michigan Tech	2-3 (ot)	
2/23	L @	North Dakota		2-3
2/24	L @	North Dakota		5-6
2/26	T	Swedish Nationals	3-3 (ot)	

OVERALL: 9-10-2 WCHA: 5-10-1 (7th)

MINNESOTA HOCKEY

YEAR-BY-YEAR RECORDS

1962-63COACH: JOHN MARIUCCI

Player	G	A	TP	PIM
Lou Nanne, D	14	29	43	30
Gary Schmalzbauer, W	22	13	35	12
Larry Stordahl, W	14	15	29	16
Jim Stordahl, C	11	18	29	6
Len Lilyholm, W	3	26	29	8

Goaltender	GP	GA	Sv.	%	GAA
Roger Groth	26	76	640	.894	2.92
Bill Fabian	6	17	113	.817	2.83

11/30	W	@	Michigan Tech	3-2
12/1	L	@	Michigan Tech	0-1
12/15	W		Minnesota-Duluth	7-2
12/21	W		Minnesota-Duluth	7-2
12/22	T	@	Minnesota-Duluth	4-4 (ot)
12/27	W	vs.	Providence ^	5-4
12/28	W	vs.	McMaster ^	5-1
12/29	W	@	RPI ^	6-3
1/4	W		Michigan	6-4
1/5	T		Michigan	3-3 (ot)
1/11	L		North Dakota	4-6
1/12	L		North Dakota	2-3
1/18	T		Michigan Tech	2-2 (ot)
1/19	W		Michigan Tech	6-3
1/25	W	@	Colorado College	7-3
1/26	L	@	Colorado College	5-6
2/1	W		Colorado College	6-5
2/2	W		Colorado College	3-1
2/8	W	@	Michigan	6-3
2/9	T	@	Michigan	5-5 (ot)
2/12	W	@	Minnesota-Duluth	7-1
2/15	W		Michigan State	7-4
2/16	W		Michigan State	6-1
2/22	L	@	North Dakota	3-4
2/23	L	@	North Dakota	3-4
3/1	W	@	Michigan State	7-1
3/2	L	@	Michigan State	3-6

OVERALL: 16-7-4 WCHA: 10-7-3 (4th)

^ RPI Invitational, Troy, N.Y.

1963-64COACH: JOHN MARIUCCI

Player	G	A	TP	PIM
Roy Nystrom, W	17	19	36	2
Craig Falkman, W	16	18	34	43
Lorne Grosso, C	11	18	29	14
Doug Woog, C	11	13	24	24
Bruce Larson, W	13	7	20	8

Goaltender	GP	GA	Sv.	%	GAA
John Lothrop	26	110	834	.833	4.23

11/29	L		Minnesota-Duluth	2-5
11/30	L		Minnesota-Duluth	5-7
12/17	L		U.S. Olympics	3-11
12/20	W		Boston University ^	4-2
12/21	W		Northeastern ^	5-1
12/22	L		Harvard ^	2-5
1/5	W		Army	6-3
1/10	L		Michigan	1-5
1/11	W		Michigan	6-5
1/17	L		Minnesota-Duluth	3-6
1/18	W		Minnesota-Duluth	4-1

1/24	W		Michigan State	6-2
1/25	W		Michigan State	4-2
1/31	W	@	Michigan State	7-6
2/1	W	@	Michigan State	4-2
2/7	W		Colorado College	3-0
2/8	W		Colorado College	4-2
2/14	L	@	Colorado College	4-8
2/15	L	@	Colorado College	6-7
2/21	L	@	Michigan	3-6
2/22	L	@	Michigan	2-8
2/28	W	@	North Dakota	4-2
2/29	W	@	North Dakota	5-4 (ot)
3/6	W		North Dakota	5-3
3/7	L		North Dakota	1-3

OVERALL: 14-11-0 WCHA: 10-6-0 (3rd)

^ Boston Christmas Tournament, Boston, Mass.

1964-65COACH: JOHN MARIUCCI

Player	G	A	TP	PIM
Doug Woog, C	26	21	47	27
Gary Hokanson, W	14	22	36	38
Roy Nystrom, W	16	16	32	4
Craig Falkman, W	14	18	32	50
Larry Stordahl, W/D	11	20	31	44

Goaltender	GP	GA	Sv.	%	GAA
John Lothrop	29	124	869	.875	4.28

11/27	W		Colorado College	5-4
11/28	W		Colorado College	7-4
12/4	L		Michigan	6-7
12/5	W		Michigan	10-3
12/9	L		Minnesota-Duluth	5-6
12/29	L		Manitoba	5-9
1/1	W	@	Wisconsin	7-2
1/2	W	@	Wisconsin	6-1
1/8	L		Michigan State	3-4
1/9	W		Michigan State	5-2
1/15	L		Michigan Tech	1-4
1/16	W		Michigan Tech	5-4
1/22	L	@	Michigan State	5-7
1/23	W	@	Michigan State	6-5
1/29	L		North Dakota	4-5 (ot)
1/30	L		North Dakota	1-3
2/5	W		Minnesota-Duluth	9-3
2/6	W		Minnesota-Duluth	5-2
2/13	W	@	Colorado College	6-4
2/14	W	@	Colorado College	8-4
2/15	T		U.S. Nationals	5-5 (ot)
2/19	W		Michigan	5-4
2/20	W		Michigan	5-3
2/23	L		Minnesota-Duluth	2-4
2/26	L	@	North Dakota	0-6
2/27	L	@	North Dakota	4-5
3/5	L	@	Michigan Tech *	4-8
3/6	T	@	Michigan Tech *	3-3 (ot)

OVERALL: 14-12-2 WCHA: 10-8-0 (3rd)

* WCHA Playoffs, Houghton, Mich.

1965-66COACH: JOHN MARIUCCI

Player	G	A	TP	PIM
Gary Gambucci, W	23	17	40	18
Chuck Norby, W	15	23	38	16
Lorne Grosso, C	12	24	36	6
Doug Woog, C	11	19	30	38
Bruce Larson, W	16	5	21	22

Goaltender	GP	GA	Sv	%	GAA	SO
John Lothrop	28	94	773	.892	3.36	1

11/27	W	@	Colorado College	4-2
11/28	L	@	Colorado College	0-4
12/3	L		Michigan Tech	3-4
12/4	L		Michigan Tech	2-4
12/18	W		Wisconsin	5-1
12/29	W		Colgate ^	8-4
12/30	W		North Dakota ^	6-4
1/2	W	@	Minnesota-Duluth	5-4
1/7	L		Michigan	4-5
1/8	L		Michigan	1-3
1/14	W	@	Michigan State	7-5
1/15	W	@	Michigan State	5-1
1/21	W		Colorado College	8-4
1/22	W		Colorado College	10-0
1/28	W		Michigan State	6-5 (ot)
1/29	L		Michigan State	3-4
2/4	W	@	North Dakota	3-1
2/5	W	@	North Dakota	5-4
2/8	W		Minnesota-Duluth	5-3
2/11	W	@	Michigan	5-4
2/12	W	@	Michigan	3-2
2/18	L		North Dakota	2-6
2/19	W		North Dakota	6-1
2/22	L	@	Wisconsin	4-5 (ot)
2/25	L	@	Michigan Tech	1-5
2/26	L	@	Michigan Tech	4-5
3/3	L	@	North Dakota	2-4

OVERALL: 16-11-0 WCHA: 13-9-0 (T-2nd)

^ St. Paul College Hockey Tournament

1966-67COACH: GLEN SONMOR

Player	G	A	TP	PIM
Jack Dale, C	17	26	43	40
Dennis Zacho, W	17	21	38	45
Mike Crupi, W	14	14	28	82
Gary Gambucci, W	17	10	27	23
Rob Shattuck, W	14	12	26	39

Goaltender	GP	GA	Sv	%	GAA	SO
Pete Roussopoulos	12	49	337	.873	4.08	0
Rich Peterson	6	27	153	.850	4.29	0
Mike Lechtman	7	36	204	.850	4.68	0
Chuck Holt	5	34	118	.765	6.80	0

11/19	L	@	Minnesota-Duluth	1-8
11/26	L	@	Colorado College	6-8
11/27	L	@	Colorado College	3-5
12/2	W		Michigan State	5-4 (ot)
12/3	L		Michigan State	2-3 (ot)
12/17	W	@	Wisconsin	7-1
12/20	L	vs.	Boston University ^	5-8
12/21	W	vs.	St. Lawrence ^	11-3
12/28	W		Army ~	12-1

12/29	W		Michigan State ~	9-3
1/6	L		North Dakota	4-5 (ot)
1/7	L		North Dakota	2-3
1/13	L	@	Michigan	5-10
1/14	L	@	Michigan	4-5
1/20	W		Minnesota-Duluth	9-4
1/21	L		Minnesota-Duluth	4-7
1/27	W		Michigan Tech	4-3
1/28	L		Michigan Tech	1-5
2/3	L	@	Michigan State	4-6
2/4	L	@	Michigan State	3-6
2/10	L	@	North Dakota	2-3
2/11	L	@	North Dakota	2-3
2/17	W		Colorado College	6-5
2/18	L		Colorado College	3-4
2/23	L	@	Michigan Tech	3-4
2/24	L	@	Michigan Tech	1-2 (ot)
3/3	T		Michigan	4-4 (ot)
3/4	W		Michigan	10-8
3/7	L		North Dakota *	2-7

OVERALL: 9-19-1 WCHA: 5-17-1 (8th)

^ ECAC Tournament, New York, N.Y.

~ St. Paul Hockey Classic

* WCHA Playoffs, Grand Forks, N.D.

1967-68COACH: GLEN SONMOR

Player	G	A	TP	PIM
Bill Klatt, W	23	20	43	14
Gary Gambucci, C	12	29	41	31
Pete Fichuk, C	16	22	38	22
Greg Hughes, C	21	13	34	20
Pat Dufour, W	15	13	28	10

Goaltender	GP	GA	Sv	%	GAA	SO
Murray McLachlan	29	96	801	.893	3.36	2
Ron Docken	2	13	55	.809	5.42	0

11/18	W	@	Minnesota-Duluth	5-1
11/24	W	@	Colorado College	5-1
11/25	W	@	Colorado College	6-3
12/1	W		Colorado College	8-1
12/2	W		Colorado College	8-4
12/15	L		U.S. Nationals	4-8
12/19	W		Minnesota-Duluth	7-2
12/28	W		Michigan State ^	6-3
12/30	W		Michigan ^	3-1
1/5	L		North Dakota	1-4
1/6	L		North Dakota	1-5
1/9	W	@	Wisconsin	5-2
1/12	L	@	Michigan	2-3
1/13	L	@	Michigan	6-7
1/19	W		Michigan State	3-2
1/20	W		Michigan State	8-3
1/26	L		Michigan	4-5
1/27	L		Michigan	4-7
2/2	W	@	North Dakota	3-2
2/3	W	@	North Dakota	3-0
2/9	W		Wisconsin	3-2 (ot)
2/10	W		Wisconsin	5-3
2/16	W		Minnesota-Duluth	4-0
2/17	W	@	Minnesota-Duluth	6-5
2/23	L	@	Michigan State	2-5
2/24	W	@	Michigan State	6-2
3/1	L	@	Michigan Tech	4-5

3/2	L	@	Michigan Tech	2-4
3/5	W	@	Michigan *	5-3
3/8	L	@	Denver **	0-9
3/9	L	@	Denver **	3-7

OVERALL: 19-12-0 WCHA: 13-9-0 (5th)

^ Big Ten Tournament, Williams Arena

* WCHA Playoffs, Ann Arbor, Mich.

** WCHA Playoffs, Denver, Colo.

1968-69COACH: GLEN SONMOR

Player	G	A	TP	PIM
Pete Fichuk, C	21	24	45	36
Bill Klatt, W	19	22	41	24
Rick Yurich, W	18	21	39	28
Steve Hall, C	9	15	24	0
Wally Olds, D	6	12	18	6

Goaltender	GP	GA	Sv	%	GAA	SO
Murray McLachlan	24	74	750	.910	3.13	1
Ron Docken	7	26	177	.871	3.71	0

11/22	L	@	Minnesota-Duluth	3-5
11/23	W	@	Minnesota-Duluth	3-1
11/29	W	@	Colorado College	6-3
11/30	W	@	Colorado College	8-2
12/4	W		Wisconsin	5-1
12/20	W		College All-Stars ~ #	6-5
12/21	L		North Dakota ~	4-5 (ot)
12/26	W	vs.	Ohio State ^	10-1
12/27	L	vs.	Michigan ^	4-6
12/28	T	@	Wisconsin ^	3-3
1/3	L		North Dakota	2-3
1/4	W		North Dakota	5-2
1/8	L	@	Wisconsin	3-7
1/10	L	@	North Dakota	2-6
1/11	L	@	North Dakota	3-5
1/17	T		Michigan State	2-2 (ot)
1/18	L		Michigan State	1-2 (ot)
1/24	L		Michigan Tech	2-3
1/25	T		Michigan Tech	1-1 (ot)
1/31	W	@	Michigan	6-3
2/1	L	@	Michigan	0-5
2/7	W		Minnesota-Duluth	4-3
2/8	W		Minnesota-Duluth	6-1
2/14	W		Michigan	4-3
2/15	L		Michigan	2-4
2/21	L	@	Michigan State	1-2
2/22	W	@	Michigan State	1-0
2/28	W		Colorado College	5-3
3/1	W		Colorado College	7-1
3/7	L	@	Michigan *	4-8

OVERALL: 13-13-3 WCHA: 11-9-2 (5th)

~ St. Paul Hockey Classic

Exhibition

^ Big Ten Tournament, Madison, Wis.

* WCHA Playoffs, Ann Arbor, Mich.

1969-70COACH: GLEN SONMOR

WCHA CHAMPIONS

Player	G	A	TP	PIM
Mike Antonovich, C	23	20	43	60
Dean Blais, C	16	17	33	27
Mike Kurtz, W	12	18	30	24
Ron Peltier, C	7	20	27	28
Craig Sarner, W	13	10	23	2

Goaltender	GP	GA	Sv	%	GAA	SO
Murray McLachlan	29	99	929	.904	3.41	2
Bill Bidon	2	4	60	.938	2.50	1
Ron Docken	2	7	85	.924	3.50	0

11/14	L	@	Minnesota-Duluth	3-7
11/15	W	@	Minnesota-Duluth	3-2 (ot)
11/28	W	@	Colorado College	9-5
11/29	W	@	Colorado College	4-2
12/5	L		North Dakota	3-4 (ot)
12/6	W		North Dakota	5-2
12/21	L	vs.	Wisconsin ^	3-4 (ot)
12/22	W	vs.	Ohio State ^	4-0
12/23	L	@	Michigan ^	1-6
12/31	L		U.S. Nationals	1-4
1/2	W		Colorado College	8-3
1/3	W		Colorado College	6-3
1/9	W		Minnesota-Duluth	5-3
1/10	W		Minnesota-Duluth	2-1 (ot)
1/16	W	@	Michigan State	3-2 (ot)
1/17	L	@	Michigan State	1-4
1/23	W		Michigan	8-6
1/24	W		Michigan	6-3
1/30	W	@	Michigan Tech	6-4
1/31	L	@	Michigan Tech	0-4
2/6	L	@	Wisconsin	1-10
2/7	W	@	Wisconsin	5-3
2/13	W		Michigan State	8-0
2/14	W		Michigan State	4-2
2/17	W		U.S. Nationals	5-4
2/20	L	@	North Dakota	3-5
2/21	W	@	North Dakota	1-0
2/27	W		Wisconsin	4-1
2/28	L		Wisconsin	0-2
3/6	W	@	Michigan	6-4
3/7	L	@	Michigan	2-4
3/12	W	@	Minnesota-Duluth *	3-2 (3 ot)
3/13	L	vs.	Michigan Tech *	5-6

OVERALL: 21-12-0 WCHA: 18-8-0 (1st)

^ Big Ten Tournament, Ann Arbor, Mich.

* WCHA Playoffs, Duluth, Minn.

1970-71COACH: GLEN SONMOR

WCHA PLAYOFF CHAMPIONS

NCAA FROZEN FOUR

Player	G	A	TP	PIM
Dean Blais, W	16	24	40	14
Ron Peltier, C	6	27	33	28
Mike Antonovich, C	14	18	32	20
Craig Sarnier, W	12	19	31	17
Doug Peltier, W	13	16	29	42

Goaltender	GP	GA	Sv	%	GAA	SO
Dennis Erickson	16	54	463	.899	3.3	2
Brad Shelstad	15	59	375	.866	4.1	0
Bill Bidon	3	16	73	.820	6.4	0

11/13	L	@	Minnesota-Duluth	3-6
11/14	L	@	Minnesota-Duluth	2-7
11/20	W		Michigan State	4-3
11/21	L		Michigan State	1-2
11/27	L	@	Colorado College	5-6
11/28	L	@	Colorado College	5-8
12/5	L		U.S. Nationals	4-5
12/21	W	@	Boston College	10-5
12/22	L	@	Boston University	0-3
12/26	W	@	Polish Nationals	2-1
12/27	T	@	Chaux-de-Fonds	5-5 (ot)
12/28	L	@	Swiss Nationals	0-3
1/8	W		Minnesota-Duluth	5-1
1/9	W		Minnesota-Duluth	3-1
1/15	L		Michigan Tech	2-6
1/16	L		Michigan Tech	2-4
1/22	L	@	Michigan State	4-8
1/23	W	@	Michigan State	4-3
1/29	L		North Dakota	1-4
1/30	W		North Dakota	6-0
2/5	W		Wisconsin	6-5 (ot)
2/6	L		Wisconsin	3-6
2/12	T	@	North Dakota	3-3 (ot)
2/13	W	@	North Dakota	2-0
2/19	L	@	Wisconsin	1-4
2/20	L	@	Wisconsin	2-3 (ot)
2/26	W		Michigan	7-3
2/27	W		Michigan	6-5 (ot)
3/3	L		U.S. Nationals	1-4
3/11	W	@	Wisconsin *	4-3
3/13	W	vs.	North Dakota *	5-2
3/19	W	vs.	Harvard !	6-5 (ot)
3/20	L	vs.	Boston University !	2-4

OVERALL: 14-17-2 WCHA: 9-12-1 (5th)

* WCHA Playoffs, Madison, Wis.

! NCAA Finals, Syracuse, N.Y.

1971-72COACH: GLEN SONMOR

(Note: Sonmor left in December 1971, and was replaced by interim coach Ken Yackel, Sr.)

Player	G	A	TP	PIM
Doug Peltier, W	22	14	36	30
Dean Blais, W	10	24	34	28
John Matschke, W	6	15	21	34
Jim Gambucci, C	8	12	20	0
Pete Anderson, W	11	7	18	33

Goaltender	GP	GA	Sv	%	GAA	SO
Doug Hastings	12	49	405	.900	3.90	1
Dennis Erickson	15	75	473	.866	4.90	0
Brad Shelstad	6	33	204	.860	5.80	0

11/12	L	@	Minnesota-Duluth	1-4
11/13	L	@	Minnesota-Duluth	2-5
11/19	L	@	Michigan State	2-3
11/20	W	@	Michigan State	3-1
11/26	L	@	Colorado College	2-5
11/27	L	@	Colorado College	4-5
12/3	L	@	Michigan Tech	1-5
12/4	L	@	Michigan Tech	3-5
12/7	L		U.S. Olympics	0-8
12/17	L		Minnesota-Duluth	3-15
12/18	W		Minnesota-Duluth	5-3
12/29	L	vs.	Boston University ^	3-4 (2 ot)
12/30	W	vs.	Colgate ^	7-6 (ot)
1/7	L	@	Wisconsin	1-9
1/8	W	@	Wisconsin	3-0
1/12	L		U.S. Olympics #	4-7
1/14	L		North Dakota	3-7
1/15	L		North Dakota	3-4
1/21	L		Notre Dame	4-5
1/22	L		Notre Dame	3-8
1/28	L		Denver	2-3
1/29	L		Denver	1-2
2/4	W		Wisconsin	4-2
2/5	W		Wisconsin	7-5
2/11	L		Michigan State	2-7
2/12	L		Michigan State	3-6
2/18	L		Colorado College	2-6
2/19	W		Colorado College	6-3
2/25	L	@	North Dakota	2-4
2/26	W	@	North Dakota	5-1
3/3	L	@	Michigan	3-5
3/4	L	@	Michigan	3-4

OVERALL: 8-24-0 WCHA: 7-21-0 (10th)

^ Syracuse Holiday Tourney

Met Center

1972-73.....COACH: HERB BROOKS

Player	G	A	TP	PIM
Mike Polich, C	18	14	32	34
Dean Blais, W	14	18	32	26
Jim Gambucci, C	14	12	26	2
Les Auge, D	3	23	26	36
Cal Cosalter, C	16	9	25	22

Goaltender	GP	GA	Sv	%	GAA	SO
Brad Shelstad	23	74	715	.906	3.3	0
Doug Hastings	12	55	331	.860	4.6	0

11/3	W	Manitoba		4-1
11/4	W	Manitoba		9-2
11/10	L @	Denver		2-6
11/11	L @	Denver		3-4
11/17	L	Michigan State		3-5
11/18	T	Michigan State		3-3 (ot)
11/24	L @	Notre Dame		2-3
11/25	W @	Notre Dame		7-1
12/1	L @	Michigan		6-7
12/2	W @	Michigan		7-3
12/22	T	Wisconsin		4-4 (ot)
12/23	W	Wisconsin		4-2
12/29	W @	St. Louis ^		6-5
12/30	L vs.	Wisconsin ^		1-5
1/5	L @	Michigan State		2-6
1/6	L @	Michigan State		1-3
1/12	L @	North Dakota		3-6
1/13	T @	North Dakota		2-2 (ot)
1/19	W	Colorado College		3-2
1/20	W	Colorado College		5-2
1/26	W	Michigan Tech		4-3 (ot)
1/27	L	Michigan Tech		3-6
2/2	W @	Minnesota-Duluth		3-2
2/3	L @	Minnesota-Duluth		5-7
2/9	W	North Dakota		3-2 (ot)
2/10	W	North Dakota		5-1
2/16	W	Michigan		4-1
2/17	W	Michigan		3-2
2/23	L	Minnesota-Duluth		0-8
2/24	L	Minnesota-Duluth		3-5
3/2	W @	Wisconsin		4-3
3/3	L @	Wisconsin		0-3
3/5	L @	Wisconsin *		6-8
3/6	L @	Wisconsin *		4-6

OVERALL: 15-16-3 WCHA: 12-13-3 (6th)

^ St. Louis Holiday Tournament

* WCHA Playoffs, Madison, Wis.

1973-74.....COACH: HERB BROOKS

WCHA PLAYOFF CHAMPIONS NCAA FROZEN FOUR NCAA CHAMPIONS

Player	G	A	TP	PIM
Mike Polich, C	19	33	52	36
John Harris, C	17	27	44	4
Buzz Schneider, W	24	15	39	38
John Sheridan, C	24	14	38	42
John Matschke, W	15	23	38	20

Goaltender	GP	GA	Sv	%	GAA	SO
Brad Shelstad	34	111	1075	.906	3.10	0
Bill Moen	6	25	152	.859	4.20	0
Eric Lockwood	1	6	26	.813	6.00	0

10/27	L @	Minnesota-Duluth		3-4
11/2	L	Wisconsin		2-3
11/3	L	Wisconsin		2-8
11/9	T	Michigan		4-4 (ot)
11/10	L	Michigan		3-4
11/16	W	North Dakota		7-3
11/17	W	North Dakota		11-3
11/23	W @	Michigan State		6-3
11/24	W @	Michigan State		4-3
11/30	W	St. Louis		3-2
12/1	W	St. Louis		7-5
12/14	T	Minnesota-Duluth		3-3 (ot)
12/15	W	Minnesota-Duluth		6-5
12/27	W vs.	Harvard ^		6-3
12/28	L @	St. Louis ^		2-6
12/29	L	Czech. Nationals #		1-7
1/4	W @	North Dakota		2-1
1/5	W @	North Dakota		2-1
1/11	L @	Minnesota-Duluth		3-4
1/12	L @	Minnesota-Duluth		2-5
1/18	W	Michigan State		9-4
1/19	W	Michigan State		6-3
1/25	W @	Michigan		4-2
1/26	L @	Michigan		3-6
2/1	L	Denver		5-6
2/2	W	Denver		10-2
2/8	T @	Wisconsin		3-3 (ot)
2/9	T @	Wisconsin		4-4 (ot)
2/15	W	Notre Dame		7-2
2/16	W	Notre Dame		6-3
2/22	W @	Colorado College		2-1
2/23	T @	Colorado College		6-6 (ot)
3/1	L @	Michigan Tech		2-5
3/2	L @	Michigan Tech		1-4
3/5	W	Michigan *		5-1
3/6	W	Michigan *		5-4
3/9	T	Denver *		3-3 (ot)
3/10	W	Denver *		2-1
3/14	W vs.	Boston University !		5-4
3/15	W vs.	Michigan Tech !		4-2

OVERALL: 22-11-6 WCHA: 14-9-5 (2nd)

^ St. Louis Holiday Tournament

World Cup, Met Center (exhibition game)

* WCHA Playoffs, Williams Arena

! NCAA Finals, Boston, Mass.

1974-75.....COACH: HERB BROOKS

**WCHA CHAMPIONS
WCHA PLAYOFF CHAMPIONS
NCAA FROZEN FOUR**

Player	G	A	TP	PIM
Mike Polich, C	25	37	62	84
Tom Vannelli, C	17	35	52	22
Pat Phippen, W	22	29	51	42
Warren Miller, W	16	21	37	40
Buzz Schneider, W	19	17	36	63

Goaltender	W-L-T	GP	GA	Sv.	%	GAA	SO
Larry Thayer	19-3-1	23	61	577	.904	2.60	2
Jeff Tscherne	7-3-0	11	36	341	.905	3.30	0
Bill Moen	5-4-0	9	36	245	.872	4.10	1

10/25	L	@	Minnesota-Duluth			3-4	
10/26	W	vs.	Minnesota-Duluth ^			3-2 (ot)	
11/1	W	@	Michigan State			4-3 (ot)	
11/2	L	@	Michigan State			3-4	
11/8	W		North Dakota			5-4	
11/9	W		North Dakota			5-0	
11/15	L		Michigan			1-10	
11/16	W		Michigan			7-5	
11/22	L	@	Colorado College			3-7	
11/23	L	@	Colorado College			2-4	
11/29	W		Minnesota-Duluth			5-4	
11/30	W		Minnesota-Duluth			3-2 (ot)	
12/13	W	@	St. Louis			5-4 (ot)	
12/14	W	@	St. Louis			5-4 (ot)	
12/20	W		Michigan Tech			4-2	
12/21	W		Michigan Tech			6-3	
12/27	L	@	Wisconsin			1-2	
12/28	W	@	Wisconsin			4-1	
1/3	W		Wisconsin			4-2	
1/4	W		Wisconsin			3-1	
1/10	W		Notre Dame			8-1	
1/11	W		Notre Dame			5-3	
1/17	W	@	Minnesota-Duluth			6-5	
1/18	W	@	Minnesota-Duluth			7-6 (ot)	
1/24	L	@	Michigan			2-5	
1/25	W	@	Michigan			5-2	
1/31	W		Colorado College			6-2	
2/1	W		Colorado College			7-1	
2/7	W	@	North Dakota			7-0	
2/8	W	@	North Dakota			5-2	
2/14	W	@	Denver			8-2	
2/15	W	@	Denver			4-2	
2/21	W		Michigan State			8-3	
2/22	W		Michigan State			4-2	
2/28	L	@	Michigan Tech			0-7	
3/1	L	@	Michigan Tech			4-5	
3/4	W		Minnesota-Duluth *			6-0	
3/5	W		Minnesota-Duluth *			4-2	
3/8	T		Michigan *			3-3 (ot)	
3/9	W		Michigan *			5-2	
3/13	W	vs.	Harvard !			6-4	
3/15	L	vs.	Michigan Tech !			1-6	

OVERALL: 31-10-1 WCHA: 24-8-0 (1st)

^ Hall of Fame Game, Eveleth, Minn.

* WCHA Playoffs, Williams Arena

! NCAA Finals, St. Louis, Mo.

1975-76.....COACH: HERB BROOKS

**WCHA PLAYOFF CHAMPIONS
NCAA FROZEN FOUR
NCAA CHAMPIONS**

Player	G	A	TP	PIM
Tom Vannelli, C	26	43	69	72
Warren Miller, W	26	31	57	52
Pat Phippen, W	17	33	50	50
Tom Younghans, W	19	24	43	94
Reed Larson, D	13	29	42	94

Goaltender	W-L-T	GP	GA	Sv.	%	GAA	SO
Jeff Tscherne	19-9-1	29	104	864	.893	3.50	0
Tom Mohr	8-3-1	12	33	316	.911	2.70	0
Steve Janaszak	1-2-0	4	21	75	.781	5.30	0

10/25	W	vs.	U.S. Olympics ^				5-2
10/27	W		St. Louis				4-3
10/28	W		St. Louis				6-3
11/7	W		Minnesota-Duluth				5-4 (ot)
11/8	W		Minnesota-Duluth				4-2
11/14	L	@	Denver				2-3 (ot)
11/15	W	@	Denver				5-1
11/21	L	@	Michigan State				1-3
11/22	W	@	Michigan State				4-2
11/28	L		Wisconsin				2-4
11/29	W		Wisconsin				6-1
12/3	L		U.S. Olympics				1-3
12/5	W		North Dakota				4-2
12/6	L		North Dakota				3-6
12/19	W		Colorado College				6-2
12/20	W		Colorado College				3-2
12/26	W	@	St. Louis				7-4
12/28	W	@	St. Louis				7-5
1/2	W		Michigan Tech				10-5
1/3	L		Michigan Tech				2-8
1/9	W	@	Notre Dame				6-3
1/10	T	@	Notre Dame				4-4 (ot)
1/16	W		Denver				3-1
1/17	W		Denver				6-4
1/23	L	@	Michigan				3-7
1/24	L	@	Michigan				3-5
1/30	W	@	Minnesota-Duluth				5-3
1/31	W	@	Minnesota-Duluth				6-3
2/6	L		Michigan State				2-4
2/7	L		Michigan State				4-5 (ot)
2/13	W	@	Wisconsin				5-4 (ot)
2/14	L	@	Wisconsin				3-9
2/20	W	@	Colorado College				4-1
2/21	L	@	Colorado College				3-4
2/27	L		Michigan				2-5
2/28	W		Michigan				7-4
3/5	W	@	North Dakota				5-3
3/6	L	@	North Dakota				1-5
3/10	W		Colorado College *				7-4
3/11	W		Colorado College *				5-1
3/13	T	@	Michigan State **				2-2 (ot)
3/14	W	@	Michigan State **				7-6 (3 ot)
3/26	W	vs.	Boston University !				4-2
3/27	W	vs.	Michigan Tech !				6-4

OVERALL: 28-14-2 WCHA: 18-13-1 (3rd)

^ Hall of Fame Game, Eveleth, Minn. * WCHA Playoffs, Williams Arena

** WCHA Playoffs, East Lansing, Mich.

! NCAA Finals, Denver, Colo.

MINNESOTA HOCKEY

YEAR-BY-YEAR RECORDS

1976-77.....COACH: HERB BROOKS

Player	G	A	TP	PIM	PP	GW
Tom Vannelli, C	26	30	56	56	15	1
Tom Gorence, W	22	27	49	44	10	1
Joe Micheletti, D	9	39	48	53	8	1
Bruce Lind, W	11	33	44	84	5	2
Phil Verchota, W	21	19	40	45	8	0

1977-78.....COACH: HERB BROOKS

Player	G	A	TP	PIM	PP	GW
Steve Christoff, C	32	34	66	18	7	3
Tim Harrer, W	22	21	43	36	4	2
Rob McClanahan, C	17	25	42	10	1	3
Bill Baker, D	10	23	33	34	7	1
Eric Strobel, C	11	18	29	30	3	1

Goaltender	W-L-T	GP	GA	Sv.	%	GAA	SO
Paul Joswiak	5-6-1	13	58	433	.882	4.40	0
Steve Janaszak	6-9-2	19	86	588	.872	4.70	0
Jeff Tscherne	6-7-0	11	54	361	.870	5.10	0

Goaltender	GP	W-L-T	GA	Sv.	Min.	GAA	SO
Steve Janaszak	28	14-10-2	106	860	.890	3.85	3
Paul Joswiak	11	8-4-0	43	332	.885	3.91	0

10/16	W	vs.	Minnesota-Duluth ^	9-5
10/22	L		St. Louis	3-7
10/23	W		St. Louis	6-4
10/29	W		Minnesota-Duluth	4-3
10/30	T		Minnesota-Duluth	3-3 (ot)
11/5	L	@	Michigan	6-8
11/6	L	@	Michigan	3-6
11/12	W		Michigan State	6-3
11/13	W		Michigan State	6-2
11/19	L		North Dakota	3-4
11/20	W		North Dakota	3-2
11/26	T	@	Colorado College	3-3 (ot)
11/27	L	@	Colorado College	4-5
12/3	L		Wisconsin	3-4 (ot)
12/4	L		Wisconsin	2-7
12/17	L	@	Lake Superior State	3-6
12/27	W		Harvard	4-3 (ot)
12/29	L		Notre Dame %	5-6
12/30	W		Notre Dame %	3-2
1/2	L		Russian Spartak #	4-9
1/7	L	@	Wisconsin	1-7
1/8	W	@	Wisconsin	5-4
1/14	W		Denver	4-3
1/15	L		Denver	4-6
1/21	W	@	Michigan State	4-3
1/22	W	@	Michigan State	3-2 (ot)
1/29	L	@	Michigan Tech	3-6
1/30	L	@	Michigan Tech	5-7
2/4	L		Notre Dame	2-3
2/5	T		Notre Dame	3-3 (ot)
2/11	W	@	Minnesota-Duluth	6-4
2/12	W	@	Minnesota-Duluth	7-3
2/18	L		Michigan	1-3
2/19	L		Michigan	6-7
2/25	L		Colorado College	5-7
2/26	L		Colorado College	7-8
3/4	W	@	North Dakota	7-4
3/5	W	@	North Dakota	8-6
3/9	L	@	Notre Dame *	1-5
3/10	W	@	Notre Dame *	9-2
3/11	L	@	Wisconsin **	5-9
3/12	L	@	Wisconsin **	3-8

10/28	W		Minnesota-Duluth	5-2
10/29	W		Minnesota-Duluth	3-2
11/4	W	@	Michigan State	4-1
11/5	L	@	Michigan State	3-4 (ot)
11/11	W		North Dakota	8-7 (ot)
11/12	W		North Dakota	6-3
11/18	L	@	Michigan	3-7
11/19	L	@	Michigan	5-7
11/25	L	@	Wisconsin	1-4
11/26	L	@	Wisconsin	3-5
12/2	W		Colorado College	7-6
12/3	W		Colorado College	3-1
12/16	W	@	Denver	6-4
12/17	L	@	Denver	2-9
12/20	W		Ohio State	10-4
12/21	W		Ohio State	3-0
12/28	W		Brown	2-0
12/29	W		Providence	6-4
1/6	T		Notre Dame	5-5 (ot)
1/7	W		Notre Dame	4-1
1/14	W		Michigan	5-3
1/15	W		Michigan	5-2
1/20	L	@	Michigan Tech	4-5 (ot)
1/21	L	@	Michigan Tech	3-5
1/27	W	@	Minnesota-Duluth	4-2
1/28	W	@	Minnesota-Duluth	6-5
2/4	W		Michigan State	10-0
2/5	W		Michigan State	5-3
2/10	L	@	Colorado College	7-8 (ot)
2/11	L	@	Colorado College	5-9
2/17	W		Wisconsin	3-2 (ot)
2/18	L		Wisconsin	1-3
2/24	L		Denver	3-4
2/25	W		Denver	8-7 (ot)
3/3	L	@	North Dakota	2-6
3/4	W	@	North Dakota	4-2
3/10	T		Colorado College *	3-3 (ot)
3/11	L		Colorado College *	4-5

OVERALL: 22-14-2 WCHA: 18-13-1 (4th)

* WCHA Playoffs, Williams Arena

OVERALL: 17-21-3 WCHA: 13-16-3 (7th)

^ Hall of Fame Game, Eveleth, Minn.

% St. Paul Civic Center

Exhibition, Met Center

* WCHA Playoffs, South Bend, Ind.

** WCHA Playoffs, Madison, Wis.

1978-79.....COACH: HERB BROOKS

WCHA PLAYOFF CHAMPIONS

NCAA FROZEN FOUR

NCAA CHAMPIONS

Player	G	A	TP	PIM	PP	GW
Steve Christoff, C	38	39	77	50	7	3
Don Micheletti, W	36	36	72	112	13	5
Neal Broten, C	21	50	71	18	3	3
Bill Baker, D	12	42	54	38	7	0
Tim Harrer, W	28	25	53	38	13	7

Goaltender	GP	W-L-T	GA	Sv.	Min.	GAA	SO
Steve Janaszak	41	29-10-1	131	1116	2428	3.23	1
Jim Jetland	4	3-1-0	14	111	230	3.68	0

10/20	W	vs.	North Dakota #			6-5	
10/21	W	vs.	North Dakota ^			5-3	
10/28	W		Wisconsin			8-4	
10/29	L		Wisconsin			5-9	
11/3	W	@	Michigan State			6-4	
11/4	W	@	Michigan State			6-5 (ot)	
11/10	L		Notre Dame			2-3	
11/11	W		Notre Dame			4-1	
11/17	W	@	Minnesota-Duluth			5-4 (ot)	
11/18	L	@	Minnesota-Duluth			4-5	
11/24	W	@	Colorado College			8-3	
11/25	W	@	Colorado College			8-3	
12/2	W		Michigan			8-2	
12/3	W		Michigan			10-5	
12/15	L	@	North Dakota			1-4	
12/16	W	@	North Dakota			6-3	
12/22	W		Princeton			6-2	
12/23	W		Princeton			6-2	
12/27	W		Harvard			5-4	
12/28	W		Yale			7-3	
1/5	W	@	Michigan			10-1	
1/6	W	@	Michigan			3-0	
1/12	T		Minnesota-Duluth			6-6 (ot)	
1/13	L		Minnesota-Duluth			1-6	
1/19	W	@	Wisconsin			3-2	
1/20	L	@	Wisconsin			3-4	
1/26	L	@	Denver			4-5	
1/27	L	@	Denver			2-4	
2/2	W		Michigan State			7-4	
2/3	W		Michigan State			11-3	
2/10	W		Colorado College			8-5	
2/11	W		Colorado College			9-2	
2/16	L	@	Notre Dame			2-3	
2/17	L	@	Notre Dame			7-8	
2/23	W		Michigan Tech			6-2	
2/24	W		Michigan Tech			7-3	
3/2	W		North Dakota			5-2	
3/3	L		North Dakota			2-4	
3/6	W		Michigan Tech *			5-3	
3/7	W		Michigan Tech *			6-1	
3/10	W		Minnesota-Duluth *			2-1	
3/11	W		Minnesota-Duluth *			6-3	
3/18	W		Bowling Green +			6-3	
3/22	W	vs.	New Hampshire !			4-3	
3/23	W	vs.	North Dakota !			4-3	

OVERALL: 32-11-1 WCHA: 20-11-1 (2nd)

^ Hall of Fame Game, Eveleth, Minn.

* WCHA Playoffs, Williams Arena + NCAA Playoffs, Williams Arena

! NCAA Finals, Detroit, Mich. # Exhibition, Minot, N.D.

1979-80.....COACH: BRAD BUETOW

WCHA PLAYOFF CHAMPIONS

Player	G	A	TP	PIM	PP	GW	SH
Tim Harrer, W	53	29	82	50	27	7	2
Aaron Broten, C	25	47	72	8	16	2	0
Steve Ulseth, W	27	33	60	12	11	2	1
Mike Knoke, D	9	37	46	88	6	0	0
Bart Larson, D	4	32	36	14	1	1	0

Goaltender	GP	W-L-T	GA	Sv.	Min.	GAA	SO
Paul Butters	22	14-9-0	89	631	1338	3.99	0
Jim Jetland	17	10-6-0	77	457	994	4.67	0
Paul Ostby	3	2-0-0	6	64	140	2.61	0

10/26	W		Michigan State				9-8
10/27	W		Michigan State				11-5
11/2	L	@	Michigan				2-5
11/3	L	@	Michigan				2-3
11/9	W		Colorado College				8-3
11/10	W		Colorado College				7-4
11/16	W	@	Minnesota-Duluth				5-4
11/17	L	@	Minnesota-Duluth				3-6
11/23	W		Wisconsin				6-5
11/24	W		Wisconsin				7-2
11/30	L	@	North Dakota				3-6
12/1	L	@	North Dakota				6-7 (ot)
12/14	L	@	Colorado College				3-6
12/15	L	@	Colorado College				4-6
12/21	W		Brown				8-2
12/22	W		Brown				16-2
12/26	W		Boston University				5-4
12/27	W		Boston University				5-1
1/4	W		Notre Dame				6-5 (ot)
1/5	L		Notre Dame				3-6
1/11	L		Michigan Tech				5-6
1/12	W		Michigan Tech				8-2
1/18	W	@	Denver				7-3
1/19	W	@	Denver				6-4
1/25	L		Michigan				3-7
1/26	W		Michigan				6-2
2/1	L	@	Michigan State				6-7
2/2	W	@	Michigan State				7-1
2/8	W	@	Wisconsin				6-4
2/9	W	@	Wisconsin				7-6
2/15	L		North Dakota				3-5
2/16	L		North Dakota				2-6
2/22	W		Minnesota-Duluth				7-5
2/23	L		Minnesota-Duluth				4-7
2/29	W	@	Notre Dame				3-2
3/1	W	@	Notre Dame				8-7
3/7	W		Michigan Tech *				7-2
3/8	W		Michigan Tech *				6-3
3/15	W		Colorado College *				5-3
3/16	W		Colorado College *				8-1
3/22	L		Northern Michigan +				3-4

OVERALL: 26-15-0 WCHA: 18-14-0 (2nd)

* WCHA Playoffs, Williams Arena

+ NCAA Playoffs, Williams Arena

1980-81COACH: BRAD BUETOW

WCHA CHAMPIONS

WCHA PLAYOFF CHAMPIONS

NCAA FROZEN FOUR

Player	G	A	TP	PIM	PP	GW	SH	HT
Aaron Broten, C	47	59	106	24	26	10	0	4
Steve Ulseth, W	41	52	93	18	24	4	0	3
Butsy Erickson, W	39	47	86	30	18	6	0	1
Neal Broten, C	17	54	71	56	5	2	0	0
Kevin Hartzell, W	27	32	59	36	6	1	1	0

Goaltender	GP	W-L-T	GA	Sv.	Min.	GAA	SO
Paul Butters	22	15-6-0	77	546	1278	3.61	1
Jim Jetland	21	17-5-0	83	543	1240	4.03	1
Paul Ostby	3	1-1-0	12	85	173	4.17	0

10/18	W	vs.	Michigan Tech ^			6-4	
10/24	W	@	North Dakota			9-8	
10/25	W	@	North Dakota		4-3 (ot)		
10/31	W		Michigan			9-4	
11/1	W		Michigan			5-2	
11/7	W		Notre Dame			4-2	
11/8	L		Notre Dame			5-6	
11/14	L	@	Minnesota-Duluth			0-8	
11/15	L	@	Minnesota-Duluth			5-6	
11/21	W		Denver			4-1	
11/22	W		Denver			7-0	
11/28	W	@	Wisconsin		5-4 (ot)		
11/29	L	@	Wisconsin			3-8	
12/6	L	@	U.S. International			4-6	
12/7	W	@	U.S. International			10-4	
12/19	W		Dartmouth			7-2	
12/20	W		Dartmouth			9-2	
12/28	W		Providence			5-4	
12/29	W		Providence		8-7 (ot)		
1/2	W		Ohio State			6-5	
1/3	W		Ohio State			6-2	
1/9	L	@	Colorado College			4-9	
1/10	L	@	Colorado College			5-7	
1/16	W		Wisconsin			6-3	
1/17	W		Wisconsin			8-4	
1/23	W	@	Michigan			6-2	
1/24	W	@	Michigan			7-3	
1/30	L		North Dakota			1-2	
1/31	W		North Dakota			11-3	
2/7	W		Michigan State			8-3	
2/8	W		Michigan State			4-2	
2/13	L	@	Michigan Tech			3-5	
2/14	W	@	Michigan Tech			8-3	
2/20	W		Minnesota-Duluth			5-2	
2/21	W		Minnesota-Duluth			9-1	
2/27	W	@	Denver			3-0	
2/28	W	@	Denver			4-3	
3/6	W		Minnesota-Duluth *			5-1	
3/7	L		Minnesota-Duluth *			5-7	
3/14	W		Colorado College *			7-1	
3/15	L		Colorado College *			7-9	
3/20	W		Colgate +			9-4	
3/21	W		Colgate +			5-4	
3/26	W	vs.	Michigan Tech !			7-2	
3/27	L	vs.	Wisconsin !			3-6	

OVERALL: 33-12-0 WCHA: 20-8-0 (1st)

^ Hall of Fame Game, Eveleth, Minn. * WCHA Playoffs, Williams Arena
+ NCAA Playoffs, Williams Arena ! NCAA Finals, Duluth, Minn.

1981-82COACH: BRAD BUETOW

Player	G	A	TP	PIM	PP	GW	SH	HT
Butsy Erickson, W	25	20	45	20	6	5	0	1
Kevin Hartzell, C	11	32	43	22	2	3	2	0
Scott Bjugstad, C	29	14	43	24	11	4	0	2
Rick Erdall, C	8	26	34	18	5	1	0	0
Brian Thoresen, W	9	18	27	18	2	0	1	0

Goaltender	GP	W-L-T	GA	GAA	Min.	SV	%	SO
Paul Ostby	20	11-7-1	62	3.11	1197	587	.904	1
Jim Jetland	11	7-4-1	32	3.02	636	285	.899	2
Paul Butters	6	4-1-0	26	4.95	315	145	.848	0

10/23	W		U.S. International				7-0
10/24	W		U.S. International				8-3
10/30	W		Northeastern				3-0
10/31	W		Northeastern				5-2
11/6	L	@	Wisconsin				1-4
11/7	T	@	Wisconsin				6-6 (ot)
11/13	L	@	Denver				3-7
11/14	W	@	Denver				9-4
11/20	L		North Dakota				2-5
11/21	W		North Dakota				7-5
11/27	W	@	Colorado College				5-3
11/28	W	@	Colorado College				3-2 (ot)
12/4	L		Wisconsin				3-6
12/5	W		Wisconsin				6-4
12/18	T		Minnesota-Duluth				6-6 (ot)
12/19	L		Minnesota-Duluth				2-4
1/2	W		Princeton				7-1
1/3	W		Princeton				5-4
1/15	W	@	Minnesota-Duluth				5-1
1/16	L	@	Minnesota-Duluth				3-6
1/22	L	@	North Dakota				1-3
1/23	L	@	North Dakota				1-4
1/29	W		Denver				4-3
1/30	W		Denver				4-0
2/5	L		Minnesota-Duluth				3-5
2/6	W		Minnesota-Duluth				6-3
2/12	W	@	Wisconsin				2-1 (ot)
2/13	L	@	Wisconsin				0-5
2/19	L		Denver				3-4
2/20	W		Denver				6-5
2/26	W		Colorado College				4-3
2/27	W		Colorado College				8-3
3/5	W		Colorado College *				3-1
3/6	W		Colorado College *				6-3
3/9	W	@	Wisconsin **				4-3
3/10	L	@	Wisconsin **				2-6

OVERALL: 22-12-2 WCHA: 13-11-2 (3rd)

* WCHA Playoffs, Williams Arena

** WCHA Playoffs, Madison, Wis.

1982-83COACH: BRAD BUETOW

WCHA CHAMPIONS

NCAA FROZEN FOUR

Player	G	A	TP	PIM	PP	GW	SH	HT
Scott Bjugstad, C	43	48	91	30	18	7	0	3
Butsy Erikson, W	35	47	82	30	7	6	0	2
Steve Griffith, W	12	43	55	14	0	2	5	0
Rick Erdall, C	17	29	46	46	11	1	0	1
Jim Malwitz, W	16	20	36	54	1	1	3	0

Goaltender	GP	W-L-T	GA	GAA	Min.	SV	%	SO
Frank Pietrangelo	25	15-6-1	80	3.55	1348	617	.885	1
Paul Butters	16	11-4-0	53	3.72	854	393	.881	1*
Mike Vacanti	10	6-2-0	21	2.50	506	206	.907	1*

*Shared shutout

9/22	L	@	Minn. North Stars #					3-13
10/15	W		Northern Michigan #					7-4
10/16	W	vs.	Northern Michigan ^					9-2
10/22	W		Manitoba					10-4
10/23	W		Manitoba					6-0
10/29	T		Wisconsin					4-4 (ot)
10/30	W		Wisconsin					9-8 (ot)
11/5	W	@	Minnesota-Duluth					4-2
11/6	L	@	Minnesota-Duluth					1-4
11/12	L	@	Wisconsin					3-4
11/13	W	@	Wisconsin					5-1
11/19	W		Denver					8-3
11/20	W		Denver					11-7
11/26	W	@	Colorado College					12-3
11/27	W	@	Colorado College					9-4
12/3	L		North Dakota					4-5
12/4	W		North Dakota					5-2
12/18	W	@	U.S. International					5-2
12/19	W	@	U.S. International					4-0
12/22	W		Boston College					6-3
12/23	W		Boston College					4-2
12/26	W		Northern Arizona					9-3
12/27	W		Northern Arizona					5-2
1/1	W		Yale					5-1
1/2	W		Yale					6-4
1/7	W		Colorado College					13-5
1/8	W		Colorado College					6-2
1/10	W		U.S. Nationals #					7-0
1/14	L	@	Minnesota-Duluth					3-9
1/15	W	@	Minnesota-Duluth					5-2
1/21	W	@	Denver					10-8
1/22	L	@	Denver					4-5 (ot)
1/28	W		Minnesota-Duluth					4-3
1/29	W		Minnesota-Duluth					3-2 (ot)
2/4	W	@	Denver					6-2
2/5	L	@	Denver					4-5
2/11	W	@	North Dakota					5-2
2/12	W	@	North Dakota					2-1
2/18	L		Wisconsin					3-7
2/19	W		Wisconsin					5-1
3/4	W		Minnesota-Duluth *					8-2
3/5	L		Minnesota-Duluth *					3-4
3/12	L		Wisconsin *					1-5
3/13	L		Wisconsin *					2-3
3/18	W		New Hampshire +					9-6
3/19	W		New Hampshire +					7-2
3/25	L	vs.	Harvard !					3-5
3/26	L	vs.	Providence !					3-4

OVERALL: 32-12-1 WCHA: 18-7-1 (1st)

Exhibition

^ Hall of Fame Game, Eveleth, Minn.

* WCHA Playoffs, Williams Arena

+ NCAA Playoffs, Williams Arena ! NCAA Finals, Grand Forks, N.D.

1983-84COACH: BRAD BUETOW

Player	G	A	TP	PIM	PP	GW	SH	HT
Tom Rothstein, W	30	34	64	70	5	10	0	1
Pat Micheletti, C/W	26	34	60	62	5	11	1	1
Jeff Larson, C	12	26	38	63	2	3	1	0
Tony Kellin, D/W	12	21	33	66	4	5	1	0
Todd Okerlund, W	11	20	31	18	4	4	0	0

Goaltender	GP	W-L-T	GA	GAA	Min.	SV	%	SO
Mike Vacanti	20	12-4-2	63	3.34	1133	544	.896	1
Frank Pietrangelo	20	13-7-0	66	3.47	1141	517	.887	0

10/11	L	vs.	U.S. Olympics #					5-9
10/14	W	@	Illinois-Chicago					12-2
10/15	W	@	Illinois-Chicago					5-1
10/21	W		Denver					7-2
10/22	W		Denver					8-4
10/28	W		Wisconsin					5-3
10/29	W		Wisconsin					7-6
11/4	W	@	Minnesota-Duluth					5-4 (ot)
11/5	T	@	Minnesota-Duluth					3-3 (ot)
11/11	L	@	Wisconsin					1-3
11/12	L	@	Wisconsin					0-9
11/18	W		North Dakota					4-3
11/19	W		North Dakota					1-0
11/25	W	@	U.S. International					9-3
11/26	W	@	U.S. International					7-3
12/2	W		Colorado College					4-2
12/3	W		Colorado College					4-3
12/17	W		Harvard					6-4
12/18	W		Harvard					6-4
12/20	W		U.S. International					8-3
12/21	W		U.S. International					4-2
12/30	T		Miami (Ohio)					3-3 (ot)
12/31	W		Miami (Ohio)					8-3
1/3	L		U.S. Olympics #					2-9
1/6	L		Minnesota-Duluth					2-7
1/7	L		Minnesota-Duluth					4-5
1/13	L	@	Colorado College					3-4 (ot)
1/14	W	@	Colorado College					4-1
1/20	L		North Dakota					1-3
1/21	W		North Dakota					7-4
1/27	L	@	Wisconsin					4-5
1/28	W	@	Wisconsin					4-1
2/3	W	@	Denver					6-4
2/4	L	@	Denver					4-6
2/10	W		Minnesota-Duluth					4-2
2/11	L		Minnesota-Duluth					3-6
2/17	W	@	North Dakota					5-4
2/18	W	@	North Dakota					6-3
2/25	W		Colorado College *					3-1
2/26	W		Colorado College *					4-1
3/2	L	@	North Dakota **					3-4
3/3	L	@	North Dakota **					4-5

OVERALL: 27-11-2 WCHA: 16-9-1 (3rd)

at Met Center (Exhibition)

* WCHA Playoffs, Williams Arena

** WCHA Playoffs, Grand Forks, N.D.

MINNESOTA HOCKEY

YEAR-BY-YEAR RECORDS

1984-85COACH: BRAD BUETOW

Player	G	A	TP	PIM	PP	GW	SH	HT
Pat Micheletti, W	48	48	96	154	4	25	3	3
Rick Erdall, C	25	51	76	44	4	17	0	1
Corey Millen, C	28	36	64	60	3	11	0	0
Tom Rothstein, W	18	30	48	87	1	8	0	0
Todd Okerlund, W	16	27	43	80	1	2	0	0

Goaltender	GP	W-L-T	GA	GAA	Min.	SV	%	SO
John Blue	34	23-10-0	111	3.39	1964	859	.886	2
Frank Pietrangelo	17	8-3-3	52	3.42	912	356	.873	0

10/5	W		Lake Superior State #					2-0
10/6	W	vs.	Lake Superior State ^					6-1
10/12	T		Denver				4-4 (ot)	
10/13	W		Denver					9-4
10/19	W	@	Boston University					5-2
10/20	L	@	Boston University				4-5 (ot)	
10/26	W	@	Maine					4-2
10/27	W	@	Maine					8-1
11/2	W		Northeastern					6-1
11/3	W		Northeastern				6-5 (ot)	
11/9	W	@	Colorado College					6-4
11/10	W	@	Colorado College					5-1
11/17	T	@	Providence				3-3 (ot)	
11/18	L	@	Providence					2-3
11/23	W		Boston College					8-2
11/24	W		Boston College					4-2
11/30	W		UMass-Lowell					6-3
12/1	W		UMass-Lowell					5-3
12/14	L	@	North Dakota					1-4
12/15	W	@	North Dakota					5-3
12/21	W		Illinois-Chicago					8-7
12/22	W		Illinois-Chicago					5-3
12/28	W	@	U.S. International					5-1
12/29	W	@	U.S. International					11-5
1/2	L		Spartak (USSR) # %					2-5
1/4	L		New Hampshire				2-3 (ot)	
1/5	W		New Hampshire					4-3
1/11	W		Wisconsin					6-5
1/12	L		Wisconsin				4-5 (ot)	
1/18	T	@	Minnesota-Duluth				6-6 (ot)	
1/19	L	@	Minnesota-Duluth					6-8
1/25	W		Colorado College					6-2
1/26	L		Colorado College				4-5 (ot)	
2/1	W	@	Michigan Tech					4-1
2/2	L	@	Michigan Tech					5-7
2/8	W		Northern Michigan					7-1
2/9	W		Northern Michigan					3-0
2/15	L	@	Denver					4-5
2/16	W	@	Denver					7-2
2/22	L		North Dakota					1-6
2/23	W		North Dakota					5-2
3/2	L		Northern Michigan *					3-4
3/3	W		Northern Michigan *					6-4
3/9	W		Wisconsin *					6-0
3/10	W		Wisconsin *					8-7
3/15	W	@	Minnesota-Duluth **					6-4
3/16	L	@	Minnesota-Duluth **					2-6
3/22	W	@	Boston College +					7-5
3/23	L	@	Boston College +					1-4

OVERALL: 31-13-3 WCHA: 21-10-3 (2nd)

Exhibition ^ Hall of Fame Game, Eveleth, Minn.

% at Met Center * WCHA Playoffs, Williams Arena

** WCHA Playoffs, Duluth, Minn. + NCAA Playoffs, Boston, Mass.

1985-86COACH: DOUG WOOG

NCAA FROZEN FOUR

Player	G	A	TP	PIM	PP	GW	SH	HT
Cory Millen, C	41	42	83	64	7	14	0	4
Pat Micheletti, W	32	48	80	113	7	12	1	2
Steve MacSwain, W	26	35	61	61	1	4	2	3
Wally Chapman, W	29	29	58	35	4	10	0	2
Jay Gates, C	20	33	53	50	5	9	0	0

Goaltender	GP	W-L-T	GA	GAA	Min.	SV	%	SO
John Blue	29	20-6-0	80	3.02	1588	644	.890	3
Frank Pietrangelo	23	15-7-0	76	3.55	1284	559	.880	0

10/18	W		Michigan Tech					3-0
10/19	W		Michigan Tech					7-2
10/25	W	@	Minnesota-Duluth					4-2
10/26	L	@	Minnesota-Duluth					2-5
11/1	L		Denver					2-4
11/2	L		Denver					4-5
11/8	W	@	UMass-Lowell					3-1
11/9	W	@	UMass-Lowell					2-1
11/15	L	@	North Dakota					4-7
11/16	W	@	North Dakota					3-2
11/22	W		Illinois-Chicago					5-3
11/23	W		Illinois-Chicago					7-2
11/29	W	@	Northern Michigan					8-4
11/30	W	@	Northern Michigan					10-9 (ot)
12/6	W		Wisconsin					5-4 (ot)
12/7	W		Wisconsin					6-2
12/14	W		U.S. International					4-1
12/15	W		U.S. International					9-1
12/20	L	@	Northeastern					5-6
12/21	L	@	Northeastern					4-5 (ot)
12/29	W	@	New Hampshire					5-1
12/30	W	@	New Hampshire					10-2
1/3	W		Maine					8-3
1/4	W		Maine					16-2
1/10	W		Boston University					3-1
1/11	L		Boston University					2-4
1/17	W	@	Boston College					5-1
1/18	L	@	Boston College					4-8
1/24	W		Providence					4-1
1/25	W		Providence					5-3
1/31	L	@	Wisconsin					4-7
2/1	L	@	Wisconsin					4-6
2/8	W	@	Colorado College					5-2
2/9	W	@	Colorado College					10-7
2/14	W		Minnesota-Duluth					4-3
2/15	W		Minnesota-Duluth					6-3
2/21	W		North Dakota					6-3
2/22	W		North Dakota					6-0
2/28	W		Colorado College *					10-4
3/1	W		Colorado College *					4-3
3/8	W		Wisconsin *					4-1
3/9	W		Wisconsin *					7-3
3/14	L	@	Denver **					0-3
3/15	L	@	Denver **					2-3
3/21	W	@	Boston University +					6-4
3/22	W	@	Boston University +					5-3
3/27	L	vs.	Michigan State +					4-6
3/28	W	vs.	Denver !					6-4

OVERALL: 35-13-0 WCHA: 24-10-0 (2nd)

* WCHA Playoffs, Mariucci Arena ** WCHA Playoffs, Denver, Colo.

+ NCAA Playoffs, Boston, Mass. ! NCAA Finals, Providence, R.I.

1986-87COACH: DOUG WOOG

NCAA FROZEN FOUR

Player	G	A	TP	PIM	PP	GW	SH	HT
Corey Millen, C	36	29	65	62	13	4	2	4
Steve MacSwain, W	31	29	60	24	15	1	0	0
Dave Snuggerud, W	30	29	59	38	10	4	1	1
Todd Richards, D	8	43	51	70	6	2	1	0
Gary Shopek, D	12	31	43	71	5	1	0	0

Goaltender	GP	W-L-T	GA	GAA	Min.	SV	%	SO
John Blue	33	21-9-1	99	3.14	1889	795	.889	3
Robb Stauber	20	13-5-0	63	3.53	1072	468	.881	0

10/10	W	@	Colorado College					7-6
10/11	W	@	Colorado College					8-5
10/17	W		Minnesota-Duluth					8-6
10/18	W		Minnesota-Duluth					8-6
10/24	W	@	Wisconsin					3-2 (ot)
10/25	L	@	Wisconsin					2-5
10/31	W		Denver					9-5
11/1	W		Denver					3-1
11/7	L	@	Northern Michigan					4-5
11/8	W	@	Northern Michigan					4-3
11/14	L		North Dakota					1-4
11/15	W		North Dakota					4-1
11/21	W	@	Michigan Tech					4-1
11/22	W	@	Michigan Tech					7-5
11/29	L	@	Boston College					7-8 (ot)
12/5	W		Michigan					11-2
12/6	W		Michigan					5-2
12/13	W		Michigan Tech					7-0
12/14	W		Michigan Tech					6-3
12/20	W	vs.	Alaska-Fairbanks ^					4-0
12/21	W	@	Alaska Anchorage ^					5-1
12/27	W		Northeastern					5-4 (ot)
12/28	W		Providence					9-2
1/2	W		Maine					8-3
1/3	L		UMass-Lowell					3-6
1/9	L	@	North Dakota					2-5
1/10	L	@	North Dakota					2-4
1/16	L	@	Boston University					1-6
1/17	W	@	New Hampshire					5-1
1/23	W		Northern Michigan					9-0
1/24	W		Northern Michigan					5-3
1/30	T	@	Denver					2-2 (ot)
1/31	L	@	Denver					5-8
2/6	W		Colorado College					4-3 (ot)
2/7	W		Colorado College					3-2
2/13	W	@	Minnesota-Duluth					6-3
2/14	W	@	Minnesota-Duluth					5-1
2/20	W		Wisconsin					5-2
2/21	W		Wisconsin					5-2
2/28	W		Michigan Tech *					9-4
3/1	W		Michigan Tech *					8-5
3/6	L		Wisconsin *					1-2
3/7	W		Wisconsin *					8-4
3/13	L	@	North Dakota **					3-5
3/14	L	@	North Dakota **					3-5
3/20	W	@	Boston College +					4-1
3/21	L	@	Boston College +					2-3
3/27	L	vs.	Michigan State !					3-5
3/28	W	vs.	Harvard !					6-3

OVERALL: 34-14-1 WCHA: 25-9-1 (2nd)

^ Jeep/Nissan Classic, Anchorage, Alaska

* WCHA Playoffs, Mariucci Arena ** WCHA Playoffs, Grand Forks, N.D.

+ NCAA Quarterfinals, Boston, Mass. ! NCAA Finals, Detroit, Mich.

1987-88COACH: DOUG WOOG

WCHA CHAMPIONS NCAA FROZEN FOUR

Player	G	A	TP	PIM	PP	GW	SH	HT
Jay Cates, C	17	31	48	46	5	2	0	0
Paul Broten, W	19	26	45	54	4	4	4	1
Randy Skarda, D	19	26	45	102	7	2	0	1
Peter Hankinson, W	25	20	45	32	6	7	1	0
Todd Richards, D	10	30	40	26	7	2	0	0

Goaltender	GP	W-L-T	GA	GAA	Min.	SV	%	SO
Robb Stauber	44	34-10-0	119	2.72	2621	1243	.913	5
Al Fritsinger	6	0-0-0	4	6.86	35	17	.810	0

10/3	W	vs.	St. Cloud State #					6-0
10/9	W	@	Colorado College					4-3
10/10	W	@	Colorado College					4-2
10/16	W	@	North Dakota					4-2
10/17	W	@	North Dakota					5-2
10/23	W		Northern Michigan					10-2
10/24	W		Northern Michigan					3-2
10/30	W		Wisconsin					5-3
10/31	W		Wisconsin					5-4 (ot)
11/6	L	@	Northern Michigan					4-5
11/7	W	@	Northern Michigan					3-2
11/13	L	@	Northeastern					1-3
11/14	L	@	Providence					0-3
11/20	W		Alaska Anchorage					4-2
11/21	W		New Hampshire					6-3
11/27	W		Minnesota-Duluth					6-1
11/28	W		Minnesota-Duluth					4-2
12/4	W	@	Denver					5-3
12/5	W	@	Denver					5-3
12/18	W		Michigan Tech					8-2
12/19	L		Michigan Tech					3-11
1/2	W		Boston University					5-3
1/3	W		Boston College					4-3 (ot)
1/8	W		North Dakota					4-3
1/9	W		North Dakota					7-3
1/15	L	@	Maine					4-6
1/16	W	@	UMass-Lowell					8-4
1/22	W	@	Minnesota-Duluth					6-5 (ot)
1/23	L	@	Minnesota-Duluth					1-2
1/29	W		Colorado College					9-8 (ot)
1/30	W		Colorado College					11-2
2/5	W	@	Wisconsin					1-0
2/6	L	@	Wisconsin					1-2
2/12	W		Denver					6-3
2/13	W		Denver					8-2
2/19	W	@	Michigan Tech					3-0
2/20	W	@	Michigan Tech					4-3
2/26	W		Colorado College *					7-0
2/27	W		Colorado College *					5-0
3/6	W	vs.	Minnesota-Duluth **					6-0
3/7	L	vs.	Wisconsin **					2-3
3/25	W		Michigan State +					4-2
3/26	W		Michigan State +					4-3
4/1	L	vs.	St. Lawrence !					2-3
4/2	L	vs.	Maine !					2-5

OVERALL: 34-10-0 WCHA: 28-7-0 (1st)

Hall of Fame Game, Eveleth, Minn. (Exhibition)

* First-Round WCHA Playoffs, Mariucci Arena

** WCHA Final Four, St. Paul, Minn.

+ NCAA Quarterfinal Playoffs, Mariucci Arena

! NCAA Championships, Lake Placid, N.Y.

MINNESOTA HOCKEY

YEAR-BY-YEAR RECORDS

1988-89COACH: DOUG WOOG

WCHA CHAMPIONS NCAA FROZEN FOUR

Player	G	A	TP	PIM	PP	GW	SH	HT
Tom Chorske, W	25	24	49	28	8	4	2	1
Dave Snuggerd, W	25	20	49	39	14	7	0	1
Jason Miller, C	16	29	45	8	4	2	0	0
Peter Hankinson, W	16	27	43	42	6	1	1	1
Larry Olimb, C/W	10	29	39	50	3	0	0	0

Goaltender	GP	W-L-T	GA	GAA	Min.	SV	%	SO
Robb Stauber	34	26-8-0	82	2.43	1547	662	.917	0
Jeff Stolp	16	7-2-3	45	3.64	742	309	.873	0
Al Fritsinger	5	1-1-0	11	4.48	147	58	.841	0

10/14	W	@	Wisconsin			3-2 (ot)		
10/15	W	@	Wisconsin			4-2		
10/21	W		Denver			4-3		
10/22	W		Denver			4-3 (ot)		
10/29	W		North Dakota			2-1		
10/30	W		North Dakota			7-1		
11/4	L	@	Northern Michigan			4-5 (ot)		
11/5	W	@	Northern Michigan			4-1		
11/11	W		Northeastern			3-2		
11/12	W		Providence			7-1		
11/18	L	@	Minnesota-Duluth			1-3		
11/19	W	@	Minnesota-Duluth			4-2		
11/25	W	@	Colorado College			5-2		
11/26	W	@	Colorado College			2-1		
12/2	L		Minnesota-Duluth			2-5		
12/3	W		Minnesota-Duluth			7-1		
12/10	L		RPI			4-7		
12/11	W		RPI			9-3		
12/17	L	vs.	Western Michigan ^			3-9		
12/18	T	vs.	Michigan Tech ^			2-2 (ot)		
12/22	L		Michigan Tech			3-4		
12/23	W		Michigan Tech			5-2		
12/29	W	@	Denver			6-5		
12/30	W	@	Denver			6-3		
1/3	W		Alaska-Fairbanks			4-3		
1/6	W		Maine			6-3		
1/7	W		UMass-Lowell			9-2		
1/13	T		Northern Michigan			2-2 (ot)		
1/14	W		Northern Michigan			5-4		
1/20	T	@	Boston College			4-4 (ot)		
1/21	L	@	Boston University			0-1		
1/23	W	@	New Hampshire			3-1		
1/27	W		Colorado College			7-1		
1/28	W		Colorado College			6-3		
2/3	W	@	Michigan Tech			7-3		
2/4	W	@	Michigan Tech			6-3		
2/10	L	@	North Dakota			0-9		
2/11	W	@	North Dakota			9-3		
2/17	W		Wisconsin			4-1		
2/18	W		Wisconsin			5-2		
2/24	W		Colorado College *			5-4		
2/25	W		Colorado College *			7-1		
3/5	L	vs.	Denver **			1-2		
3/6	L	vs.	Wisconsin **			3-4		
3/24	W		Wisconsin +			4-2		
3/25	W		Wisconsin +			4-2		
3/31	W	vs.	Maine !			7-4		
4/1	L	vs.	Harvard !			3-4 (ot)		

OVERALL: 34-11-3 WCHA: 27-6-2 (1st)

^ Jeep/Nissan Classic, Anchorage, Alaska

* First-Round WCHA Playoffs, Mariucci Arena

** WCHA Final Four, St. Paul Civic Center

+ NCAA Quarterfinals, Mariucci Arena ! NCAA Championships, St. Paul, Minn.

1989-90COACH: DOUG WOOG

Player	G	A	TP	PIM	PP	GW	SH	HT
Peter Hankinson, W	25	41	66	34	10	2	5	0
Scott Bloom, C	24	28	52	22	7	3	0	1
Ken Germander, C	32	17	49	24	13	7	0	1
Larry Olimb, D	6	36	42	44	2	0	0	0
Grant Bischoff, W	21	19	40	18	3	0	1	0

Goaltender	GP	W-L-T	GA	GAA	Min.	SV	%	SO
Tom Newman	35	19-13-2	127	3.84	1982	804	.864	0
Scott Nelson	11	4-2-0	19	3.13	364	115	.858	0
Jeff Stolp	10	5-1-0	33	4.75	417	164	.832	1

10/14	W	vs.	Northern Michigan #			6-4		
10/20	L		Minnesota-Duluth			6-9		
10/21	L		Minnesota-Duluth			2-4		
10/27	W	@	North Dakota			6-5		
10/28	T	@	North Dakota			4-4 (ot)		
11/3	W	@	Wisconsin			5-3		
11/4	L	@	Wisconsin			3-4		
11/10	T		Northern Michigan			5-5 (ot)		
11/11	W		Northern Michigan			11-4		
11/17	L	@	Colorado College			5-7		
11/18	W	@	Colorado College			3-2 (ot)		
11/22	L		Maine			3-4		
11/24	L	@	Boston College			4-7		
11/25	W	@	New Hampshire			4-0		
12/1	W		Denver			9-8		
12/2	W		Denver			5-3		
12/9	W		Michigan Tech			7-5		
12/10	W		Michigan Tech			10-3		
12/22	W		Harvard			3-1		
12/23	W		Harvard			6-3		
12/29	L	@	Maine ~			3-5		
12/30	W	vs.	St. Lawrence ~			5-3		
1/5	W	@	Denver			8-5		
1/6	W	@	Denver			7-2		
1/12	W		Colorado College			8-4		
1/13	W		Colorado College			4-2		
1/19	W	@	Minnesota-Duluth			4-1		
1/20	W	@	Minnesota-Duluth			5-2		
1/26	W		North Dakota			5-4		
1/27	L		North Dakota			4-7		
2/2	W		Alaska Anchorage			9-5		
2/3	L		Alaska Anchorage			3-4 (ot)		
2/9	L	@	Northern Michigan			5-7		
2/10	L	@	Northern Michigan			2-5		
2/16	L		Wisconsin			3-6		
2/17	W		Wisconsin			4-2		
2/23	W	@	Michigan Tech			4-3 (ot)		
2/24	L	@	Michigan Tech			3-8		
3/2	W		Colorado College *			9-3		
3/3	W		Colorado College *			9-2		
3/11	W	vs.	North Dakota **			5-4		
3/12	L	vs.	Wisconsin **			1-7		
3/16	W		Clarkson +			6-1		
3/17	W		Clarkson +			5-1		
3/23	L	@	Boston College ++			2-4		
3/24	W	@	Boston College ++			2-1		
3/25	L	@	Boston College ++			1-6		

OVERALL: 28-16-2 WCHA: 17-9-2 (2nd)

Hall of Fame Game, Eveleth, Minn. (Exhibition)

~ Dexter Shoe Classic, Orono, Maine

* First-Round WCHA Playoffs ** WCHA Final Four, St. Paul Civic Center

+ NCAA First Round, Mariucci Arena

++ NCAA Quarterfinals, Boston, Mass.

1990-91COACH: DOUG WOOG

Player	G	A	TP	PIM	PP	GW	SH	HT
Larry Olimb, C	19	38	57	52	5	5	1	0
Grant Bischoff, W	23	24	47	36	7	3	1	0
Trent Klatt, W	16	28	44	58	5	2	0	0
Ken Gernander, C	23	20	43	24	6	2	0	2
Ben Hankinson, W	19	21	40	133	4	3	1	1

Goaltender	GP	W-L-T	GA	GAA	Min.	SV	%	SO
Tom Newman	22	12-2-2	54	3.44	942	319	.855	2
Jeff Stolp	32	18-8-3	82	2.78	1769	688	.896	1

10/12	T	@	St. Cloud State				3-3 (ot)	
10/13	W		St. Cloud State				5-4	
10/19	W	@	Denver				5-2	
10/20	W	@	Denver				2-0	
10/23	W		Notre Dame				7-2	
10/26	L		Team Canada #				4-5 (ot)	
10/27	L		Team Canada #				8-11	
11/2	W	@	Colorado College				3-2	
11/3	W	@	Colorado College				7-5	
11/9	W	@	Minnesota-Duluth				3-2	
11/10	W	@	Minnesota-Duluth				6-2	
11/16	W		Northern Michigan				5-3	
11/17	T		Northern Michigan				4-4 (ot)	
11/23	W		Michigan Tech				7-2	
11/24	W		Michigan Tech				2-0	
11/30	L	@	North Dakota				1-6	
12/1	W	@	North Dakota				6-3	
12/8	W		Wisconsin				9-4	
12/9	T		Wisconsin				4-4 (ot)	
12/12	W		Alabama-Huntsville				10-0	
12/15	T		Dynamo Riga #				4-4 (ot)	
12/20	L	vs.	Boston College ^				2-3	
12/21	W	vs.	Toronto ^				7-5	
12/29	L		Colorado College				2-6	
12/30	W		Colorado College				5-2	
1/4	W		Denver				5-2	
1/5	W		Denver				4-3	
1/11	W		St. Cloud State				7-1	
1/12	W	@	St. Cloud State				7-3	
1/18	L	@	Michigan Tech				2-5	
1/19	W	@	Michigan Tech				6-2	
1/25	W	@	Wisconsin				5-3	
1/26	W	@	Wisconsin				8-1	
1/31	L		Minnesota-Duluth				3-5	
2/1	T		Minnesota-Duluth				3-3 (ot)	
2/8	T	@	Northern Michigan				3-3 (ot)	
2/9	L	@	Northern Michigan				4-6	
2/22	W		North Dakota				4-1	
2/23	W		North Dakota				11-5	
3/1	W		Michigan Tech *				5-3	
3/2	W		Michigan Tech *				6-5	
3/10	W	vs.	Wisconsin **				3-2	
3/11	L	vs.	Northern Michigan **				2-4	
3/15	L		Providence +				3-4	
3/16	W		Providence +				8-4	
3/17	W		Providence +				8-3	
3/22	L	@	Maine ++				0-4	
3/23	L	@	Maine ++				3-5	

OVERALL: 30-10-5 WCHA: 22-5-5 (2nd)
 # Exhibition ^ Great Western Freezeout, Los Angeles
 * First-Round WCHA Playoffs, Mariucci Arena
 ** WCHA Final Four, St. Paul Civic Center
 + NCAA First Round, Mariucci Arena
 ++ NCAA Playoffs, Alford Arena, Orono, Maine

1991-92COACH: DOUG WOOG

WCHA CHAMPIONS

Player	G	A	TP	PIM	PP	GW	SH	HT
Larry Olimb, C	24	56	80	72	13	2	2	1
Trent Klatt, W	30	36	66	78	13	6	0	1
Craig Johnson, W	19	39	58	70	13	2	1	0
Darby Hendrickson, C	25	30	55	63	11	3	0	1
Travis Richards, D	10	23	33	65	4	3	1	0
Steve Magnusson, C	29	24	33	56	3	1	0	0

Goaltender	GP	W-L-T	GA	GAA	Min.	SV	%	SO
Jeff Callinan	6	2-1-0	15	4.32	209	73	.830	0
Jeff Stolp	36	26-9-0	98	2.91	2017	734	.882	2
Tom Newman	12	5-1-0	17	2.44	418	139	.891	0

10/12	L		Northern Michigan #				5-7	
10/18	W	@	Minnesota-Duluth				7-3	
10/19	L	@	Minnesota-Duluth				4-7	
10/25	L	@	Denver				2-4	
10/26	W	@	Denver				5-1	
11/1	W	@	St. Cloud State				7-4	
11/2	W		St. Cloud State				7-2	
11/8	L	@	Michigan				3-7	
11/9	L	@	Michigan				6-7	
11/15	W		Wisconsin				5-4	
11/16	W		Wisconsin ^				4-1	
11/22	W	@	Alaska Anchorage				4-0	
11/23	W	@	Alaska Anchorage				3-2 (ot)	
11/29	W		North Dakota				4-2	
11/30	W		North Dakota				8-2	
12/14	L		Northern Michigan				5-7	
12/15	L		Northern Michigan				3-4	
12/21	W		Providence \$				5-2	
12/22	W		Bowling Green \$				6-5 (ot)	
12/30	W		Calgary ##				10-4	
1/3	W	@	Michigan Tech				5-2	
1/4	W	@	Michigan Tech				6-1	
1/10	W		Minnesota-Duluth				3-0	
1/11	W		Minnesota-Duluth				5-4 (ot)	
1/17	W		Michigan Tech				9-2	
1/18	W		Michigan Tech				6-3	
1/24	W	@	Colorado College				6-3	
1/25	W	@	Colorado College				8-2	
1/31	W	@	Northern Michigan				3-2	
2/1	W	@	Northern Michigan				5-3	
2/7	W	@	Wisconsin				2-1	
2/8	L	@	Wisconsin				1-4	
2/14	W		Colorado College				5-3	
2/15	W		Colorado College				6-4	
2/21	L		Denver				4-5 (ot)	
2/22	W		Denver				7-3	
2/28	W		St. Cloud State				2-1	
2/29	W	@	St. Cloud State				4-1	
3/6	W	@	North Dakota				10-1	
3/7	W	@	North Dakota				5-3	
3/13	L		North Dakota *				3-5	
3/14	W		North Dakota *				9-2	
3/15	W		North Dakota *				3-1	
3/20	W	vs.	Colorado College **				5-1	
3/21	L	vs.	Northern Michigan **				2-4	
3/29	L	vs.	Lake Superior State +				3-8	

OVERALL: 33-11-0 WCHA: 26-6-0 (1st)
 # Hall of Fame Game (Exhibition)
 ## Exhibition ^ Border Battle, Met Center
 \$ Mariucci Classic * WCHA First Round Playoffs, Mariucci Arena
 ** WCHA Final Four, St. Paul Civic Center
 + NCAA West Regional, Joe Louis Arena, Detroit, Mich.

MINNESOTA HOCKEY

YEAR-BY-YEAR RECORDS

1992-93COACH: DOUG WOOG

WCHA PLAYOFF CHAMPIONS

Player	G	A	TP	PIM	PP	GW	SH	HT
Craig Johnson, W	22	24	46	68	8	5	2	0
Jeff Nielsen, W	21	20	41	74	6	4	0	0
Travis Richards, D	12	26	38	54	7	2	1	0
Justin McHugh, W	13	15	28	38	3	0	1	0
Brian Bonin, C	10	18	28	10	5	1	0	0

Goaltender	GP	W-L-T	GA	GAA	Min.	SV	%	SO
Tom Newman	22	14-4-2	61	3.12	1172	452	.881	3
Jeff Callinan	21	8-5-5	72	3.90	1107	440	.859	0
Jeff Moen	6	0-3-1	20	3.96	303	125	.862	0

10/23	L		North Dakota					4-8
10/24	W		North Dakota					8-4
10/30	W	@	Colorado College					4-3
10/31	L	@	Colorado College					6-7 (ot)
11/6	T	@	Northern Michigan					3-3 (ot)
11/7	T	@	Northern Michigan					5-5 (ot)
11/13	T		Wisconsin					4-4 (ot)
11/14	L		Wisconsin ^					2-3
11/20	W	@	Denver					7-4
11/21	T	@	Denver					2-2 (ot)
11/27	W		Michigan Tech					5-4
11/28	W		Michigan Tech					3-2
12/19	W	@	St. Cloud State					4-3
12/20	W		St. Cloud State					5-2
12/27	L		Czech Natl. Selects #					1-5
12/29	W	@	Alaska Anchorage					7-0
12/30	T	@	Alaska Anchorage					3-3 (ot)
1/2	L		Ferris State \$					4-6
1/3	L		Illinois-Chicago \$					2-3
1/8	L		Minnesota-Duluth					3-4
1/9	W		Minnesota-Duluth					6-5 (ot)
1/15	W		Northern Michigan					4-3
1/16	L		Northern Michigan					0-7
1/22	L	@	Minnesota-Duluth					4-8
1/23	L	@	Minnesota-Duluth					4-7
1/29	T	@	Michigan Tech					3-3 (ot)
1/30	L	@	Michigan Tech					2-10
2/5	W		Colorado College					2-1
2/6	W		Colorado College					6-3
2/12	W	@	North Dakota					6-1
2/13	L	@	North Dakota					2-6
2/19	W		Denver					3-0
2/20	W		Denver					10-3
2/26	T	@	Wisconsin					4-4 (ot)
2/27	W	@	Wisconsin					4-2
3/6	W		St. Cloud State					1-0
3/7	T	@	St. Cloud State ~					2-2 (ot)
3/12	W		North Dakota *					6-4
3/13	W		North Dakota *					5-4 (ot)
3/20	W	vs.	Wisconsin **					3-2 (ot)
3/21	W	vs.	Northern Michigan **					5-3
3/26	W	vs.	Clarkson +					2-1
3/27	L	vs.	Maine +					2-6

OVERALL: 22-12-8 WCHA: 16-9-7 (T-2nd)

^ Border Battle, Met Center # Exhibition

\$ Mariucci Classic ~ St Cloud State home game at Target Center

* First Round WCHA Playoffs, Mariucci Arena

** WCHA Final Five, St. Paul Civic Center

+ NCAA East Regional, Centrum Centre, Worcester, Mass.

1993-94COACH: DOUG WOOG

WCHA PLAYOFF CHAMPIONS

NCAA FROZEN FOUR

Player	G	A	TP	PIM	PP	GW	SH	HT
Jeff Nielsen, W	29	16	45	94	8	3	0	0
Brian Bonin, C	24	20	44	14	7	7	1	1
Justin McHugh, W	15	21	36	59	5	1	1	1
Tony Bianchi, C	8	27	35	16	4	2	1	0
Chris McAlpine, D	12	18	30	121	4	1	1	0

Goaltender	GP	W-L-T	GA	GAA	Min.	SV	%	SO
Jeff Callinan	26	14-5-3	80	3.22	1491	552	.873	0
Jeff Moen	20	11-8-1	60	3.33	1082	458	.884	1

10/15	L		Michigan Tech #					4-5
10/22	L	@	Colorado College					3-7
10/23	L	@	Colorado College					2-4
10/27	L		Team USA ##					6-7
10/29	L	@	St. Cloud State					2-3
10/30	T		St. Cloud State					4-4 (ot)
11/5	L	@	Northern Michigan					1-3
11/6	L	@	Northern Michigan					3-7
11/12	W	@	Minnesota-Duluth					3-1
11/13	T	@	Minnesota-Duluth					3-3 (ot)
11/19	T		Denver					3-3 (ot)
11/20	W		Denver					4-3
11/26	L		Michigan ^					0-6
11/27	W		Michigan State ^					6-5
12/11	W		North Dakota					6-5
12/12	W		North Dakota					3-0
12/17	W	@	Alaska Anchorage					4-3
12/18	L	@	Alaska Anchorage					2-7
12/28	L		St. Petersburg Red Army ##					2-4
12/31	W		Cornell \$					5-2
1/2	L		Lake Superior State \$					3-4 (ot)
1/8	W		Wisconsin					5-2
1/9	W		Wisconsin ~					4-3 (ot)
1/14	W		Michigan Tech					3-1
1/15	W		Michigan Tech					2-1
1/21	W	@	Denver					6-5 (ot)
1/22	W	@	Denver					5-3
1/28	W		Northern Michigan					4-2
1/29	W		Northern Michigan					4-2
2/5	W		Minnesota-Duluth					3-2 (ot)
2/6	L		Minnesota-Duluth					1-5
2/11	T	@	North Dakota					3-3 (ot)
2/12	W	@	North Dakota					7-2
2/18	L		Alaska Anchorage					2-3
2/19	L		Alaska Anchorage					4-7
2/25	W	@	Wisconsin					3-2
2/26	W	@	Wisconsin					3-2
3/4	W		St. Cloud State					5-3
3/5	L	@	St. Cloud State					4-8
3/11	W		Denver *					8-5
3/12	W		Denver *					6-3
3/18	W	vs.	Michigan Tech **					6-1
3/19	W	vs.	St. Cloud State **					3-2 (ot)
3/27	W	vs.	UMass-Lowell +					2-1 (ot)
3/31	L	vs.	Boston University !					1-4

OVERALL: 25-13-4 WCHA: 18-10-4 (2nd)

Hall of Fame Game (Exhibition) ## Exhibition

^ College Hockey Showcase, Auburn Hills, Mich.

\$ Mariucci Classic ~ Border Battle, Target Center

* First-Round WCHA Playoffs, Mariucci Arena

** WCHA Final Five, Bradley Center, Milwaukee, Wis.

+ NCAA West Regional, Munn Arena, East Lansing, Mich.

! NCAA Final Four, St. Paul Civic Center

1994-95COACH: DOUG WOOG

NCAA FROZEN FOUR

Player	G	A	TP	PIM	PP	GW	SH	HT
Brian Bonin, C	32	31	63	28	12	4	2	2
Ryan Kraft, W	13	33	46	44	7	1	0	1
Dan Trebil, D	10	33	43	10	7	1	0	0
Justin McHugh, W	24	16	40	46	9	4	0	2
Scott Bell, W	18	21	39	100	7	4	1	0

Goaltender	GP	W-L-T	GA	GAA	Min.	SV	%	SO
Jeff Callinan	43	23-11-5	115	2.78	248	958	.893	2
Jeff Moen	6	2-3-0	16	4.41	217	100	.862	0

10/21	W	@	Minnesota-Duluth	5-4
10/22	W	@	Minnesota-Duluth	6-2
10/28	W		Wisconsin	2-1 (ot)
10/29	W		Wisconsin ^	5-2
11/4	W		St. Cloud State	5-3
11/5	W	@	St. Cloud State	5-2
11/11	T	@	North Dakota	4-4 (ot)
11/12	L	@	North Dakota	3-4
11/19	L		Michigan Tech	2-3 (ot)
11/20	W		Michigan Tech	6-2
11/25	W		Michigan State %	3-2
11/26	W		Michigan %	4-3
12/10	L		Denver	3-4
12/11	L		Denver	2-3
12/16	W	@	Colorado College	3-1
12/17	L	@	Colorado College	2-9
12/28	T		Swedish Nationals #	4-4 (ot)
12/30	W		Yale \$	6-2
12/31	L		Boston University \$	3-4 (ot)
1/6	T	@	Northern Michigan	2-2 (ot)
1/7	L	@	Northern Michigan	3-6
1/13	W	@	Alaska Anchorage	6-3
1/14	L	@	Alaska Anchorage	0-1
1/20	L		Colorado College	3-4
1/21	W		Colorado College	7-4
1/27	W	@	Wisconsin	6-2
1/28	L	@	Wisconsin	5-6
2/3	T	@	Michigan Tech	3-3 (ot)
2/4	W	@	Michigan Tech	8-1
2/10	W		Minnesota-Duluth	3-0
2/11	W		Minnesota-Duluth	4-1
2/17	W	@	Denver	5-1
2/18	L	@	Denver	0-3
2/24	T		North Dakota	3-3 (ot)
2/25	T		North Dakota	5-5 (ot)
3/4	L	@	St. Cloud State	0-3
3/5	W		St. Cloud State	5-3
3/10	W		Minnesota-Duluth *	5-4 (ot)
3/11	W		Minnesota-Duluth *	4-3
3/16	W	vs.	North Dakota **	3-2
3/17	L	vs.	Colorado College **	4-5 (ot)
3/18	W	vs.	Denver **	5-4 (ot)
3/24	W	vs.	RPI +	3-0
3/25	W	vs.	Colorado College +	5-2
3/30	L	vs.	Boston University !	3-7

OVERALL: 25-14-5 WCHA: 16-11-5 (4th)

^ Border Battle at Target Center

% College Hockey Showcase, St. Paul Civic Center # Exhibition

\$ Mariucci Classic * First-Round WCHA Playoffs, Mariucci Arena

** WCHA Final Five, St. Paul Civic Center

+ NCAA West Regional, Dane County Memorial Coliseum, Madison, Wis.

! NCAA Final Four, Providence Civic Center, Providence, R.I.

1995-96COACH: DOUG WOOG

WCHA PLAYOFF CHAMPIONS

Player	G	A	TP	PIM	PP	GW	SH	HT
Brian Bonin, C	34	47	81	30	12	6	4	1
Mike Crowley, D	17	46	63	28	7	4	2	0
Erik Rasmussen, W	16	32	48	55	5	3	0	1
Dan Trebil, D	11	35	46	36	9	3	0	0
Ryan Kraft, C	13	24	37	24	4	1	1	1

Goaltender	GP	W-L-T	GA	GAA	Min.	SV	%	SO
Steve DeBus	24	15-7-0	63	2.88	1313	539	.895	3
Jeff Moen	21	15-3-2	53	2.59	1227	432	.891	3

10/13	W	@	Michigan Tech	4-2
10/14	L	@	Michigan-Duluth	2-5
10/21	T	@	Colorado College	3-3 (ot)
10/22	L	@	Colorado College	5-7
10/27	W		Alaska Anchorage	8-2
10/28	W		Alaska Anchorage	5-1
11/4	W	@	St. Cloud State	4-3
11/5	W		St. Cloud State	5-2
11/11	L		Denver	4-6
11/12	W		Denver	8-4
11/17	W	@	Minnesota-Duluth	2-0
11/18	W	@	Minnesota-Duluth	7-0
11/24	W		Michigan State %	6-5 (ot)
11/25	W		Michigan %	3-2
12/9	W		North Dakota	4-2
12/10	W		North Dakota	6-1
12/15	T	@	Alaska Anchorage	3-3 (ot)
12/16	W	@	Alaska Anchorage	5-0
12/27	W		Swiss National Team #	6-0
12/29	W		Harvard \$	5-2
12/30	W		Bowling Green \$	3-2
1/5	W	@	Denver	7-3
1/6	W	@	Denver	3-2
1/12	W		Minnesota-Duluth	5-3
1/13	W		Minnesota-Duluth	5-1
1/19	W		Wisconsin	8-4
1/20	W		Wisconsin ^	5-0
1/26	W		Northern Michigan	10-0
1/27	W		Northern Michigan	7-0
2/2	L	@	North Dakota	2-8
2/3	L	@	North Dakota	5-7
2/9	W		Colorado College	3-2
2/10	L		Colorado College	2-4
2/16	W		St. Cloud State	8-3
2/17	L	@	St. Cloud State	3-4 (ot)
2/23	L	@	Wisconsin	3-6
2/24	L	@	Wisconsin	4-7
3/1	W		Alaska-Anchorage *	6-4
3/2	W		Alaska-Anchorage *	7-1
3/8	W	vs.	Wisconsin **	4-3 (ot)
3/9	W	vs.	Michigan Tech **	7-2
3/23	W	vs.	Providence +	5-1
3/24	L	vs.	Michigan +	3-4

OVERALL: 30-10-2 WCHA: 21-9-2 (2nd)

% College Hockey Showcase, Bradley Center, Milwaukee, Wis.

Exhibition \$ Mariucci Classic

^ Border Battle, Target Center

* First-Round WCHA Playoffs, Mariucci Arena

** WCHA Final Five, Bradley Center, Milwaukee, Wis.

+ NCAA West Regional, Munn Ice Arena, East Lansing, Mich.

1996-97COACH: DOUG WOOG

WCHA CHAMPIONS

Player	G	A	TP	PIM	PP	GW	SH	HT
Mike Crowley, D	9	47	56	24	4	2	0	0
Ryan Kraft, C	25	21	46	37	11	2	0	2
Casey Hankinson, W	17	24	41	79	7	2	0	1
Dave Spehar, W	20	17	37	30	11	5	0	0
Reggie Berg, W	11	26	37	48	3	1	0	0

Goaltender	GP	W-L-T	GA	GAA	Min.	SV	%	SO
Erik Day	5	3-1-0	4	1.00	240	86	.956	2
Steve DeBus	38	25-12-1	120	3.15	2283	953	.888	1
Willy Marvin	4	0-0-0	1	4.54	13	3	.750	0

10/12	L	vs.	Boston University #	3-4
10/18	W		Colorado College	5-2
10/19	L		Colorado College	1-2
10/25	L	@	Minnesota-Duluth	4-7
10/26	W	@	Minnesota-Duluth	4-3
11/1	L	@	Wisconsin	1-3
11/2	W	@	Wisconsin	6-1
11/8	W		North Dakota	3-2
11/9	W		North Dakota	10-6
11/16	W		Michigan Tech	3-0
11/17	W		Michigan Tech	3-0
11/22	W	@	Northern Michigan	5-2
11/23	L	@	Northern Michigan	1-2
11/29	L		Michigan %	3-4 (ot)
11/30	W		Michigan State %	5-3
12/14	W	@	St. Cloud State	4-1
12/15	L		St. Cloud State	3-4 (ot)
12/27	W		Boston College \$	4-2
12/28	W		Miami (Ohio) \$	7-4
12/30	L		Pori Aces (Finland) ##	4-5
1/3	W	@	Alaska Anchorage	4-1
1/4	W	@	Alaska Anchorage	6-2
1/10	W		Denver	3-2 (ot)
1/11	L		Denver	2-5
1/17	L	@	St. Cloud State	2-5
1/18	W		St. Cloud State	6-4
1/24	W	@	Michigan Tech	5-2
1/25	W	@	Michigan Tech	8-4
1/31	L	@	North Dakota	4-6
2/1	L	@	North Dakota	2-6
2/7	W		Northern Michigan	4-3
2/8	W		Northern Michigan	2-1
2/14	L		Minnesota-Duluth	4-8
2/15	W		Minnesota-Duluth	7-1
2/21	T	@	Colorado College	3-3 (ot)
2/22	W	@	Colorado College	3-0
2/28	W		Wisconsin ^	4-3
3/1	W		Wisconsin	7-3
3/7	W		Alaska Anchorage *	8-2
3/8	W		Alaska Anchorage *	5-1
3/14	W	vs.	St. Cloud State **	5-4 (ot)
3/15	L	vs.	North Dakota **	3-4 (ot)
3/22	W		Michigan State +	6-3
3/23	L	vs.	Michigan +	4-7

OVERALL: 28-13-1 WCHA: 21-10-1 (T-1st)

Hall of Fame Game, Target Center (Exhibition)

% College Hockey Showcase, Joe Louis Arena, Detroit, Mich.

\$ Mariucci Classic ## Exhibition ^ Border Battle at Target Center

* First-Round WCHA Playoffs, Mariucci Arena

** WCHA Final Five, St. Paul Civic Center

+ NCAA West Regional, Van Andel Arena, Grand Rapids, Mich.

1997-98.....COACH: DOUG WOOG

Player	G	A	TP	PIM	PP	GW	SH	HT
Wyatt Smith, C	24	23	47	62	3	3	1	2
Reggie Berg, W	20	19	39	53	6	2	2	1
Dave Spehar, W	19	18	37	34	9	2	0	0
Ryan Kraft, C	11	26	37	16	4	3	0	0
Mike Anderson, W	12	13	25	62	3	0	0	0

Goaltender	GP	W-L-T	GA	GAA	Min.	SV	%	SO
Steve DeBus	34	14-20-0	99	3.14	1893	814	.892	3
Erik Day	9	3-2-0	24	3.70	389	144	.857	0
Willy Marvin	3	0-0-0	3	3.67	49	16	.842	0

10/10	L	vs.	Michigan #	2-3
10/17	L		Maine	1-6
10/18	W		Maine	3-2
10/24	L	@	Minnesota-Duluth	3-5
10/25	W	@	Minnesota-Duluth	5-1
10/31	W		North Dakota	6-5
11/1	L		North Dakota	2-3
11/7	W	@	Wisconsin	4-2
11/8	L	@	Wisconsin	2-3
11/14	L	@	Alaska Anchorage	2-3
11/15	L	@	Alaska Anchorage	2-3
11/21	L		Colorado College	1-5
11/22	L		Colorado College	3-4
11/28	L	@	Michigan %	3-4
11/30	L	@	Michigan State %	2-3
12/19	L		St. Cloud State	1-3
12/20	L	@	St. Cloud State	1-4
12/27	W		Brown \$	6-3
12/28	L		Northeastern \$	2-4
12/30	L		HV-71 ##	2-10
1/2	W		Mankato State	6-2
1/3	W		Mankato State	4-3
1/16	L		Denver	2-5
1/17	W		Denver	5-2
1/23	W		Minnesota-Duluth	7-1
1/24	W		Minnesota-Duluth	6-5
1/30	L	@	Michigan Tech	3-5
1/31	L	@	Michigan Tech	3-5
2/6	W		Wisconsin	4-1
2/7	W		Wisconsin ^	7-0
2/14	L	@	North Dakota	2-4
2/15	L	@	North Dakota	3-5
2/20	W		Alaska Anchorage	3-0
2/21	W		Alaska Anchorage	4-2
2/27	L	@	Colorado College	3-4
2/28	L	@	Colorado College	6-9
3/6	W	@	St. Cloud State	6-2
3/7	W		St. Cloud State	5-3
3/13	L	@	Minnesota-Duluth *	3-7
3/14	W	@	Minnesota-Duluth *	5-0
3/15	L	@	Minnesota-Duluth *	4-5 (ot)

OVERALL: 17-22-0 WCHA: 12-16-0 (6th)

Hall of Fame Game, Target Center (Exhibition)

% College Hockey Showcase

\$ Mariucci Classic

Exhibition

^ Border Battle at Target Center

* First-Round WCHA Playoffs, Duluth, Minn.

1998-99 COACH: DOUG WOOG

Player	G	A	TP	PIM	PP	GW	SH	HT
Reggie Berg, W	20	28	48	64	4	2	1	1
Wyatt Smith, C	23	20	43	37	8	3	3	1
Dave Spehar, W	13	23	36	32	11	2	0	0
Erik Westrum, D	10	26	36	81	4	1	2	0
Jordan Leopold, D	7	16	23	20	1	0	0	0

Goaltender	GP	W-L-T	GA	GAA	Min.	SV	%	SO
Rob LaRue	5	0-0-0	2	1.91	63	33	.943	0
Adam Hauser	40	14-18-8	136	3.47	2350	963	.876	3
Willy Marvin	4	1-1-1	12	3.62	199	80	.870	0

10/9	L		St. Lawrence ^				4-6	
10/10	W		Ohio State ^				4-3	
10/16	T		Minnesota-Duluth				2-2 (ot)	
10/17	W		Minnesota-Duluth				3-1	
10/23	W		St. Cloud State				3-0	
10/24	L	@	St. Cloud State				5-6	
10/30	W	@	Wisconsin				3-2	
10/31	W	@	Wisconsin				3-2	
11/6	L		Colorado College				1-7	
11/7	L		Colorado College				1-6	
11/13	T		North Dakota				4-4 (ot)	
11/14	L		North Dakota				3-5	
11/20	L	@	Alaska Anchorage				3-5	
11/21	W	@	Alaska Anchorage				4-1	
11/27	L		Michigan %				2-3	
11/29	W		Michigan State %				2-1	
12/27	L		Princeton \$				1-4	
12/28	L		Ohio State \$				5-6	
12/30	L		IF Bjorkloven #				4-6	
1/2	L	@	Boston College				4-8	
1/3	T	@	Boston College				3-3 (ot)	
1/9	T	@	Denver ~				3-3 (ot)	
1/10	L	@	Denver v				0-5	
1/15	T		Mankato State				6-6 (ot)	
1/16	T		Mankato State				2-2 (ot)	
1/22	L	@	North Dakota				4-5	
1/23	L	@	North Dakota				5-6	
1/29	W		Michigan Tech				4-2	
1/30	W		Michigan Tech				4-2	
2/5	L	@	Colorado College				1-5	
2/6	L	@	Colorado College				1-3	
2/13	W		Alaska Anchorage				5-1	
2/14	L		Alaska Anchorage				2-4	
2/19	T	@	St. Cloud State				4-4 (ot)	
2/20	T		St. Cloud State				2-2 (ot)	
2/26	W	@	Minnesota-Duluth				4-1	
2/27	W	@	Minnesota-Duluth				10-7	
3/5	L		Wisconsin				4-6	
3/6	T		Wisconsin				2-2 (ot)	
3/12	W		Alaska Anchorage *				4-0	
3/13	W		Alaska Anchorage *				1-0	
3/18	W	vs.	St. Cloud State **				5-3	
3/19	L	vs.	North Dakota **				2-6	
3/20	L	vs.	Colorado College **				4-7	

OVERALL: 15-19-9 WCHA: 10-12-6 (5th)

^ Icebreaker Cup, Mariucci Arena

% College Hockey Showcase \$ Mariucci Classic

Exhibition ~ World Arena, Colorado Springs, Colo.

v McNichols Arena, Denver, Colo.

* First-Round WCHA Playoffs, Mariucci Arena

** WCHA Final Five, Target Center

1999-2000 COACH: DON LUCIA

Player	G	A	TP	PIM	PP	GW	SH	HT
John Pohl, C	18	41	59	26	9	1	1	1
Erik Westrum, C	27	26	53	99	10	2	3	1
Nate Miller, W	16	19	35	38	10	3	1	0
Aaron Miskovich, W	16	16	32	24	2	3	4	0
Dylan Mills, D	8	21	29	50	7	1	0	0

Goaltender	GP	W-L-T	GA	GAA	Min.	SV	%	SO
Adam Hauser	36	20-14-2	104	2.95	2114	1044	.909	1
Pete Samargia	6	0-2-0	13	3.28	237	91	.875	0
Erik Young	3	0-3-0	11	4.76	138	63	.851	0

10/16	L	@	Maine					3-5
10/17	L	@	Maine					4-5
10/22	T		North Dakota					2-2 (ot)
10/23	L		North Dakota					2-3
10/29	W		Boston College					6-5 (ot)
10/30	L		Boston College					1-4
11/5	L	@	Colorado College					0-3
11/6	W	@	Colorado College					2-1
11/12	L	@	Wisconsin					3-4
11/13	L	@	Wisconsin					4-5 (ot)
11/19	W		Minnesota-Duluth					5-3
11/20	W		Minnesota-Duluth					4-0
11/26	W	@	Michigan %					6-1
11/27	L	@	Michigan State %					2-6
12/3	L	@	Alaska Anchorage					2-5
12/4	W	@	Alaska Anchorage					3-1
12/10	L	@	St. Cloud State					3-4 (ot)
12/11	T		St. Cloud State					2-2 (ot)
12/15	L		Valerenga #					5-7
12/29	W		Harvard \$					5-2
12/30	W		Northern Michigan \$					6-2
1/14	W		Denver					7-6 (ot)
1/15	W		Denver					7-3
1/21	L	@	North Dakota					0-1
1/22	W	@	North Dakota					5-2
1/28	W		MSU, Mankato					3-2
1/29	L		MSU, Mankato					5-6 (ot)
2/4	W	@	Minnesota-Duluth					3-2
2/5	W	@	Minnesota-Duluth					4-1
2/11	W		Colorado College					6-2
2/12	L		Colorado College					1-5
2/18	W	@	Michigan Tech					9-2
2/19	W	@	Michigan Tech					4-1
2/25	L		Wisconsin					2-4
2/26	L		Wisconsin					4-5
3/3	L		St. Cloud State					0-5
3/4	L	@	St. Cloud State					3-4 (ot)
3/10	W	@	Colorado College *					4-2
3/11	W	@	Colorado College **					3-2 (ot)
3/16	W	vs.	Minnesota State **					6-4
3/17	L	vs.	Wisconsin **					3-5
3/18	L	vs.	St. Cloud State **					4-6

OVERALL: 20-19-2 WCHA: 13-13-2 (6th)

% College Hockey Showcase

Exhibition

\$ Mariucci Classic

* First-Round WCHA Playoffs, Colorado Springs, Colo.

** WCHA Final Five, Target Center

2000-01COACH: DON LUCIA

Player	G	A	TP	PIM	PP	GW	SH	HT
Erik Westrum, C	26	35	61	84	7	2	3	0
Jordan Leopold, D	12	37	49	38	4	1	1	0
John Pohl, W	19	26	45	24	13	3	0	0
Jeff Taffe, C	12	23	35	56	4	5	0	0
Grant Potulny, W	22	11	33	38	16	5	0	1

Goaltender	GP	W-L-T	GA	GAA	Min.	SV	%	SO
Adam Hauser	40	26-12-2	101	2.56	2365	929	.902	3
Pete Samargia	5	1-1-0	6	2.13	168	68	.919	0
Erik Young	1	0-0-0	0	0.00	6	2	1.00	0

10/7	W	vs.	Notre Dame ^					7-3
10/14	W	@	(9) Bemidji State					9-3
10/20	W		(6) Minnesota-Duluth					3-1
10/21	W		(6) Minnesota-Duluth					9-2
10/27	W		(6) Alaska Anchorage					2-1
10/28	T		(6) Alaska Anchorage				3-3 (ot)	
11/3	W		(5) Wisconsin (2)					4-0
11/4	W		(5) Wisconsin (2)					5-2
11/10	L	@	(1) North Dakota (7)					5-7
11/11	T	@	(1) North Dakota (7)				5-5 (ot)	
11/17	W	@	(3) St. Cloud State (6)					2-0
11/18	W		(3) St. Cloud State (6)					4-3
11/24	L		(2) Michigan State (1) %					2-3
11/25	L		(2) Michigan (7) %					1-4
12/1	L	@	(7) Denver					0-4
12/2	L	@	(7) Denver					1-4
12/9	W		(10) Quinnipiac					11-2
12/10	W		Russian Selects #					5-4
12/29	W		(9) Union \$					3-2
12/30	W		(9) Lake Superior State \$					5-4
1/5	W	@	(9) Alaska Anchorage					3-1
1/6	W	@	(9) Alaska Anchorage					4-2
1/12	L		(9) North Dakota (2)					1-4
1/13	W		(9) North Dakota (2)					5-1
1/19	L	@	(8) Wisconsin (14)					2-4
1/20	W	@	(8) Wisconsin (14)					8-2
1/23	W		(8) Brown					3-1
1/27	W		(8) Bemidji State					5-1
2/2	W		(7) Michigan Tech					8-3
2/3	W		(7) Michigan Tech					5-1
2/9	W	@	(6) MSU, Mankato (12)					4-1
2/10	W	@	(6) MSU, Mankato (12)					3-1
2/16	W		(4) Colorado College (6)					6-1
2/17	W		(4) Colorado College (6)					4-1
2/23	L	@	(4) Minnesota-Duluth				4-5 (ot)	
2/24	W	@	(4) Minnesota-Duluth					4-0
3/2	L		(4) St. Cloud State (5)					1-6
3/3	L	@	(4) St. Cloud State (5)					2-5
3/9	W		(5) Michigan Tech *					7-2
3/10	W		(5) Michigan Tech *					3-1
3/16	L	vs.	(3) St. Cloud State (2) **					0-3
3/17	L	vs.	(3) Colorado College (5) **					4-5
3/23	L	vs.	(4) Maine (5)+				4-5 (ot)	

OVERALL: 27-13-2 WCHA: 18-8-2 (3rd)

^ Hall of Fame Game, Xcel Energy Center

% College Hockey Showcase

Exhibition

\$ Mariucci Classic

* First-Round WCHA Playoffs, Mariucci Arena

** WCHA Final Five, Xcel Energy Center

+ NCAA East Regional, Centrum Centre, Worcester, Mass.

2001-02COACH: DON LUCIA

NCAA FROZEN FOUR NCAA CHAMPIONS

Player	G	A	TP	PIM	PP	GW	SH	HT
John Pohl, C	27	52	79	26	14	0	3	0
Jeff Taffe, F	34	24	58	86	14	8	1	1
Jordan Leopold, D	20	28	48	28	8	3	1	0
Troy Riddle, W	16	31	47	46	4	3	3	0
Paul Martin, D	8	30	38	22	3	1	0	0

Goaltender	GP	W-L-T	GA	GAA	Min.	SV	%	SO
Adam Hauser	35	23-6-4	80	2.40	2003	842	.913	1
Justin Johnson	7	3-0-0	12	3.08	234	99	.892	1
Travis Weber	10	6-2-0	25	3.29	456	167	.870	0

10/5	W	@	(3) North Dakota (2) ^					7-5
10/19	W		(2) Bemidji State					7-2
10/20	W		(2) Bemidji State					7-1
10/26	W		(2) Colgate					8-0
10/27	W		(2) Colgate					9-0
11/2	W	@	(1) Michigan Tech					7-3
11/3	T	@	(1) Michigan Tech				5-5 (ot)	
11/9	W		(2) MSU, Mankato					5-3
11/10	W		(2) MSU, Mankato					4-2
11/16	W		(1) Minnesota-Duluth					5-1
11/17	W		(1) Minnesota-Duluth					5-3
11/23	W	@	(1) Michigan (9) %					5-2
11/25	T	@	(1) Michigan State (4) %				4-4 (ot)	
11/30	L		(1) St. Cloud State (2)					2-3
12/1	T	@	(1) St. Cloud State (2)				2-2 (ot)	
12/7	W	@	(2) Denver (2)					2-1
12/8	L	@	(2) Denver (2)					3-4
12/28	W		(2) Ferris State \$					3-2
12/29	W		(2) Providence \$					6-1
1/5	L		(3) North Dakota					3-4
1/6	W		(3) North Dakota					2-1
1/11	L	@	(4) Wisconsin					3-8
1/12	W	@	(4) Wisconsin					6-2
1/18	T	@	(5) Alaska Anchorage				3-3 (ot)	
1/19	W	@	(5) Alaska Anchorage					5-2
1/25	L		(4) Denver (1)					1-3
1/26	W		(4) Denver (1)					6-1
1/28	W		French Olympic Team #					6-2
2/1	L	@	(3) Minnesota-Duluth					2-5
2/2	W	@	(3) Minnesota-Duluth					2-1
2/8	W	@	(5) North Dakota					6-4
2/9	W	@	(5) North Dakota					4-3
2/15	L		(4) Colorado College (6)					5-6
2/16	W		(4) Colorado College (6)					7-3
2/22	W		(6) Wisconsin					6-3
2/23	W		(6) Wisconsin				4-3 (ot)	
3/1	W	@	(6) St. Cloud State (2)					5-4
3/2	W		(6) St. Cloud State (2)					3-1
3/8	W		(3) North Dakota *					7-2
3/9	W		(3) North Dakota *				4-3 (ot)	
3/15	W	vs.	(3) St. Cloud State (5) **					4-1
3/16	L	vs.	(3) Denver (1) **					2-5
3/23	W	vs.	(3) Colorado College (10) +					4-2
4/4	W	vs.	(2) Michigan (4) !					3-2
4/6	W	vs.	(2) Maine (3) !				4-3 (ot)	

OVERALL: 32-8-4 WCHA: 18-7-3 (3rd)

^ Hall of Fame Game, Engelstad Arena, Grand Forks, N.D.

% College Hockey Showcase \$ Mariucci Classic

Exhibition * First-Round WCHA Playoffs, Mariucci Arena

** WCHA Final Five, Xcel Energy Center

+ NCAA West Regional, Yost Arena, Ann Arbor, Mich.

! NCAA Frozen Four, Xcel Energy Center

2002-03.....COACH: DON LUCIA

WCHA PLAYOFF CHAMPIONS

NCAA FROZEN FOUR NCAA CHAMPIONS

Player	G	A	TP	PIM	PP	GW	SH	HT
Thomas Vanek, F	31	31	62	60	7	5	0	2
Troy Riddle, F	26	26	52	50	12	3	1	1
Keith Ballard, D	12	29	41	78	4	3	1	0
Matt Koalska, F	9	31	40	26	4	0	0	0
Paul Martin, D	9	30	39	32	4	1	0	0

Goaltender	GP	W-L-T	GA	GAA	Min.	SV	%	SO
Travis Weber	34	18-6-7	83	2.50	1993	761	.902	2
Justin Johnson	14	10-2-2	37	2.90	765	285	.885	0

10/12	W	vs.	(1) Ohio State (15) ^	7-2				
10/18	T	@	(1) New Hampshire (3)	5-5 (ot)				
10/19	L	@	(1) New Hampshire (3)	1-3				
10/25	W	@	(2) Michigan Tech	5-4				
10/26	T	@	(2) Michigan Tech	3-3 (ot)				
11/1	W		(4) Alabama-Huntsville	12-1				
11/2	W		(4) Alabama-Huntsville	4-2				
11/8	L	@	(3) Minnesota State	2-3				
11/9	W	@	(3) Minnesota State	7-4				
11/15	L		(8) Colorado College (7)	3-7				
11/16	T		(8) Colorado College (7)	2-2 (ot)				
11/22	W		(9) Michigan Tech	4-2				
11/23	W		(9)Michigan Tech	2-1				
11/29	T		(9) Michigan State %	5-5 (ot)				
12/1	L		(9) Michigan (8) %	1-3				
12/6	W	@	(10) Wisconsin	3-0				
12/7	W	@	(10) Wisconsin	3-2				
12/9	W		Team Italy #	4-2				
12/27	W		(7) Yale \$	7-3				
12/28	W		(7) Boston College (6) \$	2-1 (ot)				
1/3	L		(4) St. Cloud State	3-4				
1/4	T	@	(4) St. Cloud State	3-3 (ot)				
1/10	L		(7) North Dakota (1)	2-4				
1/11	W		(7) North Dakota (1)	6-3				
1/17	W		U.S. Under-18 Team #	6-0				
1/24	T		(8) Minnesota State	2-2 (ot)				
1/25	T		(8) Minnesota State	4-4 (ot)				
1/31	W	@	(7) Alaska Anchorage	4-0				
2/1	W	@	(7) Alaska Anchorage	4-1				
2/7	L	@	(7) Colorado College (1)	2-6				
2/8	W	@	(7) Colorado College (1)	3-2				
2/14	W		(7) Wisconsin	5-2				
2/15	W		(7) Wisconsin	8-1				
2/21	W	@	(6) Minnesota-Duluth	5-4				
2/22	L	@	(6) Minnesota-Duluth	4-5 (ot)				
2/28	T		(7) Denver (13)	3-3 (ot)				
3/1	W		(7) Denver (13)	8-5				
3/7	W	@	(6) St. Cloud State (2)	5-3				
3/8	T		(6) St. Cloud State (2)	1-1 (ot)				
3/14	W		(6) Michigan Tech *	3-1				
3/15	W		(6) Michigan Tech *	5-2				
3/21	W	vs.	(5) Minnesota State (9) **	3-2 (ot)				
3/22	W	vs.	(5) Colorado College (1) **	4-2				
3/28	W		(4) Mercyhurst +	9-2				
3/29	W		(4) Ferris State (6) +	7-4				
4/10	W	vs.	(2) Michigan (4) !	3-2 (ot)				
4/12	W	vs.	(2) New Hampshire (3) !	5-1				

OVERALL: 28-8-9 WCHA: 15-6-7 (T-2nd)

^ Hall of Fame Game, Xcel Energy Center # Exhibition

% College Hockey Showcase \$ Dodge Holiday Classic

** First-Round WCHA Playoffs, Mariucci Arena

+ NCAA West Regional, Mariucci Arena

! NCAA Frozen Four, HSBC Arena, Buffalo, N.Y.

2003-04.....COACH: DON LUCIA

WCHA PLAYOFF CHAMPIONS

Player	G	A	TP	PIM	PP	GW	SH	HT
Thomas Vanek, F	26	25	51	72	6	3	1	1
Troy Riddle, F	24	25	49	52	12	2	1	1
Matt Koalska, F	13	26	39	44	5	3	0	0
Keith Ballard, D	11	25	36	83	6	5	1	0
Gino Guyer, C	11	21	32	14	2	2	1	0

Goaltender	GP	W-L-T	GA	GAA	Min.	SV	%	SO
Kellen Briggs	40	25-11-3	96	2.62	2198	810	.894	4
Justin Johnson	13	2-3-0	27	3.57	453	164	.859	1

10/10	L	vs.	(1) Maine (13) ^	0-4				
10/11	W	@	(1) Nebraska-Omaha ^	7-3				
10/24	L		(4) Minnesota-Duluth	3-4 (ot)				
10/25	L		(4) Minnesota-Duluth	2-4				
10/31	W		(12) Denver (6)	6-2				
11/1	L		(12) Denver (6)	3-4				
11/7	L	@	(10) North Dakota (2)	3-7				
11/8	L	@	(10) North Dakota (2)	3-5				
11/14	T	@	Wisconsin	3-3				
11/15	L	@	Wisconsin	3-4				
11/21	W		Michigan Tech	6-2				
11/22	W		Michigan Tech	3-0				
11/28	W	@	Michigan State %	5-1				
11/29	W	@	Michigan %	4-2				
12/5	W	@	Alaska Anchorage	4-0				
12/6	L	@	Alaska Anchorage	4-6				
12/11	W		HC Riga 2000 #	7-1				
12/20	W		Princeton \$	9-0				
12/21	W		New Hampshire (8) \$	4-2				
1/2	T		(15) Boston University	5-5				
1/3	T		(15) Boston University	5-5				
1/9	W	@	(13) Colorado College (5)	2-1				
1/10	W	@	(13) Colorado College (5)	3-0				
1/16	W	@	(8) Minnesota State	6-0				
1/17	W	@	(8) Minnesota State	10-3				
1/23	L		(5) North Dakota (1)	2-4				
1/24	W		(5) North Dakota (1)	2-1				
1/30	W		(5) Wisconsin (7)	4-2				
1/31	W		(5) Wisconsin (7)	3-2				
2/6	W		(5) Bemidji State	2-1				
2/7	W		(5) Bemidji State	5-1				
2/13	L	@	(4) Minnesota-Duluth (6)	1-6				
2/14	L	@	(4) Minnesota-Duluth (6)	1-4				
2/20	W		(7) Alaska Anchorage	3-2				
2/21	W		(7) Alaska Anchorage	5-2				
2/27	L	@	(7) Denver (11)	2-6				
2/28	L	@	(7) Denver (11)	3-6				
3/5	W		(10) St. Cloud State (13)	7-4				
3/6	W		(10) St. Cloud State (13)	4-2				
3/12	W		(8) St. Cloud State (15) *	6-1				
3/13	W		(8) St. Cloud State (15) *	7-3				
3/19	W	vs.	(5) Minnesota-Duluth (3) **	7-4				
3/20	W	vs.	(5) North Dakota (1) **	5-4				
3/27	W	vs.	(3) Notre Dame (13) +	5-2				
3/28	L	vs.	(3) Minnesota-Duluth (5) +	1-3				

OVERALL: 27-14-3 WCHA: 15-12-1 (T-4th)

^ Maverick Stampede, Omaha, Neb.

% College Hockey Showcase # Exhibition

\$ Dodge Holiday Classic * First-Round WCHA Playoffs, Mariucci Arena

** WCHA Final Five, Xcel Energy Center

+ NCAA Midwest Regional, Van Andel Arena, Grand Rapids, Mich.

2004-05COACH: DON LUCIA NCAA FROZEN FOUR

Player	G	A	TP	PIM	PP	GW	SH	HT
Tyler Hirsch, F	11	33	44	66	3	1	0	0
Danny Irmen, F	24	19	43	66	13	3	1	1
Ryan Potulny, C	24	17	41	20	14	5	1	1
Gino Guyer, C	12	20	32	10	4	2	1	0
Chris Harrington, D	2	24	26	100	1	1	0	0

Goaltender	GP	W-L-T	GA	GAA	Min.	SV	%	SO
Kellen Briggs	34	21-12-0	79	2.43	1953	821	.912	4
Justin Johnson	13	7-3-1	27	2.34	693	287	.914	1

10/7	W	(7) Calgary #						7-2
10/9	W	vs. (7) Denver (6) ^						5-2
10/15	W	vs. (3) Massachusetts ~						1-0
10/16	L	@ (3) Alaska Anchorage ~						2-3
10/22	L	@ (7) North Dakota (2)						2-4
10/23	W	@ (7) North Dakota (2)						6-0
10/29	W	(6) Minnesota State						9-2
10/30	W	(6) Minnesota State						3-2 (ot)
11/5	W	(4) Wisconsin (5)						3-2
11/6	W	(4) Wisconsin (5)						4-2
11/19	W	@ (3) Denver (11)						5-4
11/20	L	@ (3) Denver (11)						2-5
11/26	W	(3) Michigan (1) %						5-1
11/27	W	(3) Michigan State %						5-0
12/3	L	@ (1) Colorado College (4)						1-3
12/4	W	@ (1) Colorado College (4)						7-2
12/10	W	@ (1) St. Cloud State						2-1 (ot)
12/11	W	(1) St. Cloud State						4-2
12/22	W	(1) Merrimack \$						6-2
12/23	W	(1) Northern Michigan \$						4-1
1/2	W	@ (1) Boston University (13)						2-1
1/3	L	@ (1) Boston University (13)						1-2
1/8	L	(1) Colorado College (2)						2-3 (ot)
1/9	L	(1) Colorado College (2)						3-5
1/14	W	@ (4) Minnesota State ✓						9-6
1/15	W	@ (4) Minnesota State						2-1
1/21	L	(4) Michigan Tech						3-6
1/22	L	(4) Michigan Tech						1-3
1/28	W	(7) Minnesota-Duluth						4-3
1/29	L	(7) Minnesota-Duluth						2-3
2/4	L	@ (9) Wisconsin (3)						1-3
2/5	W	@ (9) Wisconsin (3)						5-3
2/11	L	(9) Alaska Anchorage						2-3
2/12	T	(9) Alaska Anchorage						5-5 (ot)
2/19	W	(10) U.S. Under-18 Team #						7-5
2/25	W	(12) St. Cloud State						5-4
2/26	W	@ (12) St. Cloud State						4-1
3/4	W	@ (9) Michigan Tech						4-2
3/5	W	@ (9) Michigan Tech						5-0
3/11	W	(6) Minnesota State *						7-2
3/12	W	(6) Minnesota State *						5-3
3/18	L	vs. (6) Colorado College (1) **						0-3
3/19	L	vs. (6) North Dakota (13) **						2-4
3/26	W	(7) Maine (12) +						1-0 (ot)
3/27	W	(7) Cornell (3) +						2-1 (ot)
4/7	L	vs. (4) North Dakota (3) !						2-4

OVERALL: 28-15-1 WCHA: 17-10-1 (T-3rd)

Exhibition ^ Hall of Fame Game, Xcel Energy Center

~ Nye Frontier Classic, Anchorage, Alaska

% College Hockey Showcase \$ Dodge Holiday Classic

✓ Minnesota State home game at Xcel Energy Center

* First-Round WCHA Playoffs, Mariucci Arena

** WCHA Final Five, Xcel Energy Center

+ NCAA West Regional, Mariucci Arena

! NCAA Frozen Four, Value City Arena, Columbus, Ohio

2005-06COACH: DON LUCIA WCHA CHAMPIONS

Player	G	A	TP	PIM	PP	GW	SH	HT
Ryan Potulny, C	38	25	63	31	17	5	0	4
Phil Kessel, C	18	33	51	28	10	3	1	0
Alex Goligoski, D	11	28	39	63	4	1	0	0
Danny Irmen, F	16	22	38	40	5	2	1	1
Chris Harrington, D	3	33	36	64	2	0	0	0

Goaltender	GP	W-L-T	GA	GAA	Min.	SV	%	SO
Kellen Briggs	32	21-6-3	78	2.55	1832	737	.904	3
Jeff Frazee	12	6-3-2	26	2.36	660	264	.910	2

10/6	W	(1) Alberta #						4-3
10/14	L	(1) Alaska Fairbanks						3-4 (ot)
10/15	T	(1) Alaska Fairbanks						3-3 (ot)
10/21	W	(8) Minnesota State						5-2
10/22	W	(8) Minnesota State						4-3
10/28	L	@ (7) St. Cloud State						2-3
10/29	W	@ (7) St. Cloud State						3-1
11/4	T	@ (6) Minnesota Duluth						2-2 (ot)
11/5	L	@ (6) Minnesota Duluth						3-4
11/11	W	(13) Alaska Anchorage						9-0
11/12	W	(13) Alaska Anchorage						4-3
11/18	T	@ (10) Denver (12)						3-3 (ot)
11/19	W	@ (10) Denver (12)						4-3
11/25	W	@ (7) Michigan (1) %						6-3
11/26	T	@ (7) Michigan State %						2-2 (ot)
12/2	L	(4) Wisconsin (1)						3-4
12/3	L	(4) Wisconsin (1)						0-4
12/9	W	@ (8) North Dakota (4)						4-3
12/10	W	@ (8) North Dakota (4)						4-3
12/29	W	(3) Union \$						9-0
12/30	W	(3) UMass-Lowell \$						5-4
1/6	W	(3) Niagara						5-2
1/7	W	(3) Niagara						7-1
1/13	W	(2) North Dakota (10)						6-1
1/14	L	(2) North Dakota (10)						2-4
1/20	W	(3) Colorado College (7)						4-2
1/21	W	(3) Colorado College (7)						3-2
1/27	W	@ (4) Wisconsin (2)						5-4
1/28	W	@ (4) Wisconsin (2)						3-1
2/10	W	@ (1) Michigan Tech						7-4
2/11	T	@ (1) Michigan Tech						2-2 (ot)
2/17	W	(1) Denver (7)						3-2
2/18	W	(1) Denver (7)						5-1
2/24	W	@ (1) Alaska Anchorage						4-3
2/25	W	@ (1) Alaska Anchorage						4-0
3/3	W	(1) Minnesota Duluth						7-0
3/4	W	(1) Minnesota Duluth						2-0
3/10	W	(1) Alaska Anchorage *						7-4
3/11	W	(1) Alaska Anchorage *						6-2
3/17	L	vs. (1) St. Cloud State **						7-8 (ot)
3/18	L	vs. (1) Wisconsin (4) **						0-4
3/24	L	vs. (4) Holy Cross +						3-4 (ot)

OVERALL: 27-9-5 WCHA: 20-5-3 (1st)

Exhibition % College Hockey Showcase

\$ Dodge Holiday Classic * First-Round WCHA Playoffs, Mariucci Arena

** WCHA Final Five, Xcel Energy Center

+ NCAA West Regional, Engelstad Arena, Grand Forks, N.D.

2006-07COACH: DON LUCIA

WCHA CHAMPIONS

WCHA FINAL FIVE CHAMPIONS

Player	G	A	TP	PIM	PP	GW	SH	HT
Jay Barriball, F	20	23	43	16	7	4	0	0
Kyle Okposo, C	19	21	40	34	6	3	1	1
Mike Vannelli, D	10	29	39	42	6	2	0	1
Alex Goligoski, D	9	30	39	51	5	3	0	0
Blake Wheeler, C	18	20	38	42	3	3	0	1

Goaltender	GP	W-L-T	GA	GAA	Min.	SV	%	SO
Kellen Briggs	26	17-7-2	54	2.13	1519	600	.917	2
Jeff Frazee	20	14-3-1	45	2.35	1148	417	.903	1

10/6	L	vs.	(2) Maine (11) ^					1-3
10/8	W		(2) Lethbridge #					6-2
10/13	W		(8) Wayne State					7-1
10/14	W		(8) Wayne State					5-1
10/20	W	@	(7) Ohio State					7-2
10/21	W	@	(7) Ohio State					6-3
10/27	W		(3) Colorado College					2-0
10/28	W		(3) Colorado College					8-1
11/3	W	@	(2) Minnesota Duluth					3-2
11/4	W	@	(2) Minnesota Duluth					3-2 (ot)
11/10	T		(2) St. Cloud State					5-5 (ot)
11/11	T	@	(2) St. Cloud State					3-3 (ot)
11/18	W		(1) Wisconsin (13)					2-1
11/19	W		(1) Wisconsin (13)					3-1
11/24	W		(1) Michigan State (6) %					5-4
11/25	W		(1) Michigan (7) %					8-2
12/1	T		(1) Minnesota State					5-5
12/2	W	@	(1) Minnesota State					2-1
12/8	W	@	(1) Michigan Tech					4-1
12/9	W	@	(1) Michigan Tech					5-2
12/29	W		(1) Alabama-Huntsville \$					3-1
12/30	W		(1) Ferris State \$					5-2
1/5	W	@	(1) Minnesota State					5-1
1/7	W		(1) Minnesota State					1-0
1/12	L	@	(1) Wisconsin					1-2
1/13	W	@	(1) Wisconsin					1-0
1/19	L		(1) Denver (4)					0-1
1/20	W		(1) Denver (4)					5-4
1/26	L		(1) North Dakota (15)					3-5
1/27	L		(1) North Dakota (15)					3-7
2/2	W	@	(3) Alaska Anchorage					8-2
2/3	W	@	(3) Alaska Anchorage					2-1
2/16	W	@	(2) Colorado College (14)					3-2
2/17	W	@	(2) Colorado College (14)					3-2
2/23	L	@	(2) St. Cloud State (5)					1-5
2/24	L		(2) St. Cloud State (5)					3-5
3/2	W		(4) Michigan Tech					3-1
3/3	L		(4) Michigan Tech					4-5
3/9	W		(2) Alaska Anchorage *					6-2
3/10	L		(2) Alaska Anchorage *					1-2 (ot)
3/11	W		(2) Alaska Anchorage *					3-1
3/16	W	vs.	(2) Wisconsin **					4-2
3/17	W	vs.	(2) North Dakota (7) **					3-2 (ot)
3/24	W	vs.	(2) Air Force +					4-3
3/25	L	vs.	(2) North Dakota (6) +					2-3 (ot)

OVERALL: 31-10-3 WCHA: 18-7-3 (1st)

^ Hall of Fame Game, Xcel Energy Center
 # Exhibition % College Hockey Showcase
 \$ Dodge Holiday Classic * First-Round WCHA Playoffs, Mariucci Arena
 ** WCHA Final Five, Xcel Energy Center
 + NCAA West Regional, Pepsi Center, Denver, Colo.

2007-08COACH: DON LUCIA

Player	G	A	TP	PIM	PP	GW	SH	HT
Blake Wheeler, C	15	20	35	72	1	0	1	0
Ben Gordon, W	15	14	29	32	7	3	0	0
Mike Howe, W	7	14	21	12	1	2	0	0
Jay Barriball, W	6	15	21	34	2	1	0	0
Derek Peltier, D	4	17	21	38	1	1	1	0

Goaltender	GP	W-L-T	GA	GAA	Min.	SV	%	SO
Alex Kangas	31	12-10-9	65	1.98	1966	861	.930	0
Jeff Frazee	14	6-7-0	39	2.93	798	317	.890	1

10/12	W	vs.	(5) RPI ^					4-3
10/13	W	vs.	(5) Michigan (9) ^					4-3
10/19	L	@	(3) Colorado College (10)					1-3
10/20	L	@	(3) Colorado College (10)					1-2 (ot)
10/25	W		(10) Ohio State (14)					3-1
10/26	W		(10) Ohio State (14)					2-1
10/27	W		(10) U.S. Under-18 Team #					3-1
11/2	L		(8) Denver (7)					1-5
11/4	L		(8) Denver (7)					1-4
11/9	W	@	(14) Minnesota State					4-3
11/10	W		(14) Minnesota State					5-3
11/16	W		(12) Alaska Anchorage					3-0
11/17	L		(12) Alaska Anchorage					2-4
11/23	T	@	(15) Michigan State (6) %					3-3 (ot)
11/24	L	@	(15) Michigan (2) %					1-5
11/30	L		Michigan Tech					2-3 (ot)
12/1	W		Michigan Tech					3-1
12/7	L	@	North Dakota (8)					2-4
12/8	W	@	North Dakota (8)					4-3
12/29	L		(12) Rochester Inst. Tech. \$					3-4
12/30	T		(12) Air Force \$					2-2 (ot)
1/4	W		(12) Wayne State					5-1
1/5	W		(12) Wayne State					5-2
1/11	L		(14) St. Cloud State (15)					1-3
1/12	T	@	(14) at St. Cloud State (15)					4-4 (ot)
1/18	T	@	Minnesota Duluth					1-1 (ot)
1/19	W	@	Minnesota Duluth					2-1
1/25	L	@	Wisconsin					1-3
1/26	T	@	Wisconsin					2-2 (ot)
2/1	L		(15) North Dakota (3)					1-2 (ot)
2/2	T		(15) North Dakota (3)					1-1 (ot)
2/8	T	@	Denver (7)					1-1 (ot)
2/9	L	@	Denver (7)					1-4
2/22	W		Wisconsin (12)					4-2
2/23	T		Wisconsin (12)					4-4 (ot)
2/29	T	@	Alaska Anchorage					2-2 (ot)
3/1	W	@	Alaska Anchorage					4-1
3/7	W		(14) Minnesota Duluth					4-1
3/8	L		(14) Minnesota Duluth					2-3
3/14	L	@	(15) Minnesota State (11) *					0-1 (2ot)
3/15	W	@	(15) Minnesota State (11) *					2-1 (ot)
3/16	W	@	(15) Minnesota State (11) *					3-2 (2ot)
3/20	W	vs.	(12) St. Cloud State (7) **					3-2
3/21	W	vs.	(12) Colorado College (2) **					2-1 (ot)
3/22	L	vs.	(12) Denver (6) **					1-2
3/28	L	vs.	(11) Boston College (7) +					2-5

OVERALL: 19-17-9 WCHA: 9-12-7 (7th)

^ IceBreaker Tournament, Xcel Energy Center
 # Exhibition % College Hockey Showcase \$ Dodge Holiday Classic
 * First-Round WCHA Playoffs, Mankato, Minn.
 ** WCHA Final Five, Xcel Energy Center
 + NCAA Northeast Regional, DCU Center, Worcester, Mass.

MINNESOTA HOCKEY

YEAR-BY-YEAR RECORDS

2008-09 COACH: DON LUCIA

Player	G	A	TP	PIM	PP	GW	SH	HT
Ryan Stoa, W	24	22	46	76	4	4	4	0
Jordan Schroeder, C	13	32	45	29	3	2	0	0
Jay Barriball, W	11	23	34	52	4	3	0	0
Cade Fairchild, D	9	24	33	52	5	0	0	0
Mike Hoeffel, W	12	8	20	38	6	2	0	0

Goaltender	GP	W-L-T	GA	GAA	Min.	SV	%	SO
Alex Kangas	36	17-11-6	94	2.79	2019	852	.901	3
Kent Patterson	7	0-2-1	9	2.34	231	111	.925	0

10/10	W	(9) British Columbia #		3-1
10/17	W	@ (9) St. Cloud State (10)		3-2
10/18	W	(9) St. Cloud State (10)		2-1
10/24	T	@ (6) Wisconsin		2-2 (ot)
10/25	W	@ (6) Wisconsin		5-2
10/31	T	(5) Minnesota State (11)		3-3 (ot)
11/1	W	vs. (5) Minnesota State (11) ^		6-3
11/7	T	(4) New Hampshire (5)		2-2 (ot)
11/8	W	(4) New Hampshire (5)		6-2
11/15	T	(2) Michigan Tech		2-2 (ot)
11/16	W	(2) Michigan Tech		3-0
11/21	W	@ (1) Denver (10)		5-2
11/22	L	@ (1) Denver (10)		0-4
11/28	L	(1) Michigan (15) %		3-6
11/29	T	(1) Michigan State %		4-4 (ot)
12/13	W	(2) Colorado College (10)		4-1
12/14	L	(2) Colorado College (10)		0-1
1/2	W	(4) Brown \$		6-2
1/3	W	(4) Northeastern (6) \$		3-2 (ot)
1/9	L	@ (3) North Dakota		3-6
1/10	L	@ (3) North Dakota		1-6
1/16	W	(8) St. Cloud State		5-1
1/17	W	@ (8) St. Cloud State		8-6
1/30	L	@ (5) Minnesota State		2-6
1/31	L	(5) Minnesota State		1-3
2/6	L	(9) Wisconsin		2-3
2/7	L	(9) Wisconsin		4-5
2/13	T	(14) Alaska Anchorage		2-2 (ot)
2/14	W	(14) Alaska Anchorage		4-2
2/20	L	@ (14) Colorado College		3-4
2/21	L	@ (14) Colorado College		3-5
2/27	T	Minnesota Duluth (14)		2-2 (ot)
2/28	W	Minnesota Duluth (14)		5-3
3/6	L	@ Michigan Tech		5-6 (ot)
3/7	W	@ Michigan Tech		2-0
3/13	W	St. Cloud State *		4-2
3/14	W	St. Cloud State *		3-0
3/19	L	vs. (11) Minnesota Duluth **		1-2

OVERALL: 17-13-7 WCHA: 12-11-5 (5th)

Exhibition

^ Minnesota Hockey Showcase, Xcel Energy Center

% College Hockey Showcase \$ Dodge Holiday Classic

* First-Round WCHA Playoffs, Mariucci Arena

** WCHA Final Five, Xcel Energy Center

2009-10 COACH: DON LUCIA

Player	G	A	TP	PIM	PP	GW	SH	HT
Tony Lucia, W	11	17	28	22	3	2	2	0
Jordan Schroeder, W	9	19	28	14	5	0	2	0
Mike Hoeffel, W	13	11	24	22	6	3	1	0
Cade Fairchild, D	4	17	21	36	1	0	0	0
Jacob Cepis, F	8	11	19	30	2	1	0	0

Goaltender	GP	W-L-T	GA	GAA	Min.	SV	%	SO
Alex Kangas	33	16-15-1	84	2.61	1934	858	.911	1
Kent Patterson	8	2-4-1	21	3.10	406	192	.901	0

10/4	W	British Columbia #		6-1
10/16	L	@ North Dakota		0-4
10/17	T	@ North Dakota		3-3 (ot)
10/23	L	Denver		0-3
10/24	L	Denver		0-3
10/30	W	Alaska Anchorage		5-1
11/1	W	Alaska Anchorage		4-1
11/6	L	@ Wisconsin		2-4
11/7	W	@ Wisconsin		5-2
11/14	W	Bemidji State		4-1
11/15	L	Bemidji State		2-6
11/20	L	Minnesota Duluth		3-4 (ot)
11/21	L	Minnesota Duluth		2-3
11/27	L	@ Michigan		0-6
11/28	W	@ Michigan State		2-1
12/4	L	Minnesota State		1-3
12/5	W	@ Minnesota State		6-2
12/11	W	@ Michigan Tech		3-2
12/12	W	@ Michigan Tech		3-2
1/2	W	Bowling Green \$		3-1
1/3	L	Northern Michigan \$		2-4
1/8	W	Harvard		5-2
1/9	W	Harvard		3-1
1/15	T	North Dakota		3-3 (ot)
1/16	W	North Dakota		5-1
1/22	L	@ St. Cloud State		3-4
1/23	L	@ St. Cloud State		1-4
1/29	W	@ Alaska Anchorage		7-4
1/30	L	@ Alaska Anchorage		1-2
2/12	L	@ Denver		1-3
2/13	L	@ Denver		1-5
2/19	W	Colorado College		3-0
2/20	W	Colorado College		7-4
2/26	W	@ Minnesota Duluth		3-2
2/27	L	@ Minnesota Duluth		0-3
3/5	L	Wisconsin &		2-3
3/6	W	Wisconsin		6-1
3/12	L	@ North Dakota+		0-6
3/13	W	@ North Dakota+		4-2
3/14	L	@ North Dakota+		1-4

OVERALL: 18-19-2 WCHA: 12-14-2 (7th)

Exhibition

& game played at Target Center, Minneapolis

\$ Dodge Holiday Classic

+ WCHA First Round Playoffs

2010-11 COACH: DON LUCIA

Player	G	A	TP	PIM	PP	GW	SH	HT
Jacob Cepis, W	12	17	29	26	1	2	0	0
Jay Barriball, W	12	16	28	18	7	3	0	1
Mike Hoeffel, W	13	11	24	24	6	0	0	0
Cade Fairchild, D	6	18	24	12	3	0	1	0
Erik Haula, C	6	18	24	22	2	1	1	0

Goaltender	GP	W-L-T	GA	GAA	Min.	SV	%	SO
Kent Patterson	30	14-9-6	72	2.49	1738	833	.920	0
Alex Kangas	8	2-5-0	28	3.82	440	231	.892	0

10/3	W		British Columbia #					6-0
10/8	W		(15) Massachusetts					5-3
10/9	W		(15) Massachusetts					5-4
10/15	L		(13) Nebraska-Omaha (17)					4-5
10/16	L		(13) Nebraska-Omaha (17)					2-4
10/22	L		(20) St. Cloud State (14)					2-5
10/24	W		(20) St. Cloud State (14)					2-1
10/29	W	@	(20) Colorado College (19)					4-1
10/30	W	@	(20) Colorado College (19)					9-4
11/5	L		(17) Wisconsin (15)					0-6
11/6	T		(17) Wisconsin (15)					3-3 (ot)
11/19	W	@	(19) Michigan Tech					6-4
11/20	W	@	(19) Michigan Tech					4-1
11/26	L		(15) Michigan State					2-5
11/28	W		(15) Michigan (8)					3-1
12/3	L	@	(17) Minnesota State					2-3
12/4	L	@	(17) Minnesota State					1-2
12/10	W		Minnesota Duluth (2)					3-2
12/12	T		Minnesota Duluth (2)					2-2 (ot)
12/31	L		(19) Union (12) \$					2-3 (ot)
1/1	T		(19) Ferris State (18) \$					2-2 (ot)
1/7	W		U.S. Under-18 Team #					9-0
1/14	W	@	North Dakota (2)					3-2
1/15	L	@	North Dakota (2)					1-4
1/28	W		Alaska Anchorage					5-1
1/29	L		Alaska Anchorage					0-1
2/4	T	@	Minnesota Duluth (4)					2-2 (ot)
2/5	L	@	Minnesota Duluth (4)					4-6
2/11	L		Denver (4)					1-2
2/12	W		Denver (4)					7-3
2/18	W	@	Wisconsin (12)					5-2
2/19	T	@	Wisconsin (12)					3-3 (ot)
2/25	W		(20) Michigan Tech					5-2
2/26	W		(20) Michigan Tech					5-2
3/4	T	@	(19) Bemidji State					3-3 (ot)
3/5	W	@	(19) Bemidji State					3-2 (ot)
3/11	L		(17) Alaska Anchorage +					3-4
3/12	L		(17) Alaska Anchorage +					0-2

OVERALL: 16-14-6 WCHA: 13-10-5 (5th)

Exhibition

\$ Mariucci Classic

+ WCHA First Round Playoffs

HOME ARENAS

New Mariucci Arena (1993-present)

Year	W	L	T	Pct.
1993-94	14	4	2	.750
1994-95	11	6	2	.632
1995-96	18	2	0	.900
1996-97	16	4	0	.800
1997-98	13	7	0	.650
1998-99	9	9	7	.500
1999-2000	9	7	2	.556
2000-01	18	4	1	.805
2001-02	18	4	0	.818
2002-03	14	4	6	.708
2003-04	16	4	2	.773
2004-05	15	6	1	.705
2005-06	17	4	1	.795
2006-07	15	6	2	.696
2007-08	9	8	3	.525
2008-09	11	5	6	.636
2009-10	10	9	1	.525
2010-11	9	10	3	.477
Total	242	103	39	.680

Williams Arena (1950-85)/Mariucci Arena (1985-93)

Year	W	L	T	Pct.
1949-50	2	2	0	.500
1950-51	8	7	0	.533
1951-52	8	7	0	.533
1952-53	12	2	0	.857
1953-54	15	3	0	.833
1954-55	10	7	0	.588
1955-56	7	6	0	.538
1956-57	11	5	0	.688
1957-58	11	4	0	.733
1958-59	9	4	1	.679
1959-60	7	6	2	.533
1960-61	10	4	1	.700
1961-62	7	4	2	.615
1962-63	8	2	2	.750
1963-64	8	6	0	.571
1964-65	9	8	0	.529
1965-66	6	6	0	.500
1966-67	5	6	1	.458
1967-68	10	5	0	.667
1968-69	7	4	2	.615
1969-70	11	3	0	.786
1970-71	7	6	0	.538
1971-72	4	11	0	.267
1972-73	10	4	2	.688
1973-74	13	4	3	.725
1974-75	18	1	1	.925
1975-76	14	7	0	.667
1976-77	7	10	2	.421
1977-78	17	3	2	.818
1978-79	20	4	1	.820
1979-80	18	7	0	.720
1980-81	22	4	0	.846
1981-82	16	5	1	.750
1982-83	20	5	1	.788

1983-84	17	4	1	.795
1984-85	18	5	1	.771
1985-86	21	3	0	.875
1986-87	21	3	0	.875
1987-88	21	1	0	.955
1988-89	21	3	1	.860
1989-90	16	6	1	.717
1990-91	17	3	3	.804
1991-92	17	4	0	.810
1992-93	13	6	1	.675
Total	549	210	32	.714

St. Paul Auditorium (1932-68)

Year	W	L	T	Pct.
1931-32	1	0	0	1.000
1935-36	0	1	0	.000
1936-37	1	0	0	1.000
1937-38	0	1	0	.000
1938-39	0	1	0	.000
1939-40	1	0	0	1.000
1943-44	1	0	0	1.000
1948-49	3	1	0	.750
1949-50	0	1	0	.000
1954-55	1	0	0	1.000
1955-56	1	1	0	.500
1956-57	0	1	0	.000
1965-66	2	0	0	1.000
1966-67	2	0	0	1.000
1968-69	1	1	0	.500
Total	14	8	0	.636

Minneapolis Arena (1925-50)

Year	W	L	T	Pct.
1924-25	6	1	1	.813
1925-26	9	1	0	.900
1926-27	7	4	0	.636
1927-28	7	0	1	.938
1928-29	10	0	1	.955
1929-30	6	4	0	.600
1930-31	4	4	0	.500
1931-32	6	0	0	1.000
1934-35	4	1	1	.750
1935-36	5	3	0	.625
1936-37	8	2	1	.773
1937-38	5	2	0	.714
1938-39	9	2	0	.818
1939-40	9	0	0	1.000
1940-41	7	1	1	.833
1941-42	6	2	0	.750
1942-43	7	4	0	.636
1943-44	4	4	0	.500
1944-45	5	0	1	.917
1945-46	5	2	2	.667
1946-47	7	4	1	.625
1947-48	1	7	0	.125
1948-49	5	2	0	.714
1949-50	0	1	0	.000
Total	142	51	10	.724

Hippodrome Arena (1923-34)

Year	W	L	T	Pct.
1922-23	6	0	0	1.000
1923-24	0	1	0	.000
1926-27	1	0	0	1.000
1931-32	2	0	0	1.000
1932-33	7	0	0	1.000
1933-34	7	0	0	1.000
Total	23	1	0	.958

Coliseum (1924)

Year	W	L	T	Pct.
1923-24	2	0	0	1.000

Lexington/University Rink (1922-24)

Year	W	L	T	Pct.
1921-22	4	2	0	.667
1923-24	4	0	0	1.000
Total	8	2	0	.800

NEUTRAL SITE ARENAS**St. Paul Civic Center (1976-97)**

Year	W	L	T	Pct.
1976-77	1	1	0	.500
1987-88	1	1	0	.500
1988-89	1	3	0	.250
1989-90	1	1	0	.500
1990-91	1	1	0	.500
1991-92	1	1	0	.500
1992-93	2	0	0	1.000
1993-94	0	1	0	.000
1994-95	3	1	0	.750
1996-97	1	1	0	.500
Total	12	11	0	.522

Met Center (1991-93)

Year	W	L	T	Pct.
1991-92	1	0	0	1.000
1992-93	0	1	0	.000
Total	1	1	0	.500

Target Center (1992-2010)

Year	W	L	T	Pct.
1992-93	0	0	1	.500
1993-94	1	0	0	1.000
1994-95	1	0	0	1.000
1995-96	1	0	0	1.000
1996-97	1	0	0	1.000
1997-98	1	0	0	1.000
1998-99	1	2	0	.333
1999-2000	1	2	0	.333
2009-10	0	1	0	.000
Total	7	5	1	.577

Xcel Energy Center (2000-present)

Year	W	L	T	Pct.
2000-01	1	2	0	.333
2001-02	3	1	0	.750
2002-03	3	0	0	1.000
2003-04	2	0	0	1.000
2004-05	2	2	0	.500
2005-06	0	2	0	.000
2006-07	2	1	0	.667
2007-08	4	1	0	.800
2008-09	1	1	0	.500
Total	18	10	0	.643

NEWSPAPERS

MINNEAPOLIS

STAR TRIBUNE

Sports Editor: **Glen Crevier**
(gcrevier@startribune.com)
Asst. Sports Editor: **Dennis Brackin**
(dbrackin@startribune.com)
Beat Writer: **Roman Augustovitz**
(raugustovitz@startribune.com)
Sid Hartman (shartman@startribune.com)
Patrick Reusse (preusse@startribune.com)
Jim Souhan (jsouhan@startribune.com)
425 Portland Ave. • Minneapolis, MN 55415
(612) 673-4447 • Fax (612) 673-7774

MINNESOTA DAILY

Sports Editor: **Derek Wetmore**
(dwetmore@mndaily.com)
2301 University Ave. SE • Minneapolis, MN 55414
(612) 627-4080 • Fax (612) 627-4159

MINNESOTA SPOKESMAN-RECORDER

Charles Hallman (charleshallman@yahoo.com)
Kwame McDonald (kmcdonald@spokesman-recorder.com)
3744 4th Ave. South • Minneapolis, MN 55409
(612) 827-4021 • Fax (612) 827-0577

LET'S PLAY HOCKEY

Editor: **Kevin Kurtz** (editor@letsplayhockey.com)
2721 East 42nd Street • Minneapolis, MN 55406
(612) 729-0023 • Fax (612) 729-0259

MINNESOTA HOCKEY JOURNAL

Editor: **Greg Anzels** (greg@tgsports.com)
6160 Summit Drive • Minneapolis, MN 55430
(612) 595-0808 ext. 107 • Fax (612) 595-0016

ST. PAUL

PIONEER PRESS

Sports Editor: **Mike Bass**
(mbass@pioneerpress.com)
Beat Writer: **Brian Murphy**
(briannmurphy@pioneerpress.com)
John Shipley (jshipley@pioneerpress.com)
Tom Powers (tpowers@pioneerpress.com)
Bob Sanservere (bsanservere@pioneerpress.com)
Charley Walters (cwalters@pioneerpress.com)
345 Cedar St. • St. Paul, MN 55101
(651) 228-5518 • Fax (651) 228-5527

MINNESOTA SUBURBAN

MINNESOTA SUN NEWSPAPERS

Sports Editor: **Greg Kelven**
(gkelven@acnpapers.com)
10917 Valley View Road • Eden Prairie, MN 55344
(952) 829-0797 • Fax (952) 392-6868

GREATER MINNESOTA

ROCHESTER POST-BULLETIN

Sports Editor: **Craig Swalboski**
(swalbo@postbulletin.com)
Jason Feldman (jfeldman@postbulletin.com)
18 First Ave. SE • Rochester, MN 55904
(507) 285-7600 • Fax (507) 285-7772

ST. CLOUD TIMES

Sports Editor: **Dave Deland**
(ddeland@stcloudtimes.com)
Kevin Allenspach (kevin@stcloudtimes.com)
3000 N. 7th St. • St. Cloud, MN 56302
(320) 255-8770 • Fax (320) 255-0447

DULUTH NEWS-TRIBUNE

Sports Editor: **Rick Lubbers**
(rlubbers@duluthnews.com)
Kevin Pates (kpates@duluthnews.com)
424 W. 1st • Duluth, MN 55816
(218) 723-5303 • Fax (218) 723-5314

FARGO FORUM

Sports Editor: **Scott Nulph**
(snulph@forumcomm.com)
101 5th St. N. • Fargo, ND 58102
(701) 235-7311 • Fax (701) 241-5066

MANKATO FREE PRESS

Chad Courrier (ccourrier@mankatofreepress.com)
Shane Frederick
(sfrederick@mankatofreepress.com)
418 S. 2nd Street • Mankato, MN 56001
(507) 344-6397 • Fax (507) 388-4355

WIRE SERVICE

ASSOCIATED PRESS

Sports Editor: **Dave Campbell** (dcampbell@ap.org)
Jon Krawczynski (jkrawczynski@ap.org)
511 11th Ave. S., Suite 460 • Minneapolis, MN 55415
(612) 332-2727 • Fax (612) 342-5299

TELEVISION

FOX SPORTS NORTH

Executive Producer: **Jeff Byle** (jbyle@foxsports.net)
Coordinating Producer: **Joseph Maar**
(Joseph.Maar@foxsports.net)
Anthony LaPanta (anthony.lapanta@foxsports.net)
One Main St. SE • Suite 600 • Minneapolis, MN 55414
(612) 486-9500 • Fax (612) 486-9589

KARE-TV (NBC)

Sports Director: **Randy Shaver**
(rshaver@kare11.com)
Eric Perkins (eperkins@kare11.com)
Dave Schwartz (dschwartz@kare11.com)
David Watkins (dawatkins@kare11.com)
8811 Olson Memorial Hwy. • Minneapolis, MN 55427
(763) 546-1111 • Fax (763) 546-8606

KMSP-TV (FOX 9/UPN-29)

Sports Director: **Seth Kaplan** (skap1795@foxtv.com)
Dawn Mitchell (dmitc770@foxtv.com)
Jim Rich (jrich674@foxtv.com)
11358 Viking Drive • Eden Prairie, MN 55344
(952) 944-9999 • Fax (952) 942-0455

KSTP-TV (ABC)

Sports Producer: **Joe Schmit** (jschmit@kstp.com)
Chris Long (clong@kstp.com)
Darren Woolfson (dwoolfson@kstp.com)
3415 University Ave. • St. Paul, MN 55114
(651) 642-4463 • Fax (651) 642-4409

WCCO-TV (CBS)

Sports Director: **Lindsey Peterson**
(lindsey.peterson@cbsradio.com)
Mark Rosen (marosen@wcco.cbs.com)
Mike Max (mmax@wcco.cbs.com)
Cary Clancy (cclancy@wcco.cbs.com)
90 South 11th St. • Minneapolis, MN 55403
(612) 330-2539 • Fax (612) 330-2767

RADIO

WCCO-AM 830

Sports Director: **Dan Terhaar**
(dterhaar@wccoradio.cbs.com)
Dave Lee (dlee@wccoradio.cbs.com)
Mike Max (mmax@wccoradio.cbs.com)
Dave Mona (dmona@wccoradio.cbs.com)
Steve Thomson (sthomson@wccoradio.cbs.com)
625 2nd Ave. South • Minneapolis, MN 55402
(612) 370-0611 • Fax (612) 370-0159

KFAN-FM 100.3

Chad Abbott (chadabbott@clearchannel.com)
Paul Allen (paulallen@clearchannel.com)
Mike Morris (mikemorris@clearchannel.com)
Dan Barreiro (danbarreiro@clearchannel.com)
Cory Cove (corycove@clearchannel.com)
Henry Lake (henrylake@clearchannel.com)
1600 Utica Ave. So. Suite 400 • Minneapolis, MN 55416
(952) 417-3000 • Fax (952) 417-3001

KSTP-AM 1500

Matt Michalski (rookie@am1500.com)
Pat Reusse (preusse@am1500.com)
Joe Soucheray (gljoe@am1500.com)
Judd Zulgad (juddzulgad@gmail.com)
Tom Pelissero (tpelissero@am1500.com)
3415 University Ave. • St. Paul, MN 55144
(651) 647-1500

KUOM-AM

Ryan Wilson (news@radiok.org)
610 Rarig Center • 330 21st Ave. S. • Minneapolis, MN 55455
(612) 625-3500 • Fax (612) 625-2112

MINNESOTA NEWS NETWORK

Mike Grimm
331 11th St. South • Minneapolis, MN 55404
(612) 321-7211 (newsroom@mnnradio.com)
Fax (612) 321-7222

KROC-AM (ROCHESTER)

Ed Rauen (edrauen.roch@charter.net)
122 SW 4th St. • Rochester, MN 55902
(507) 286-1010 • Fax (507) 286-9370

MEDIA CREDENTIALS

Requests for 2011-12 hockey media credentials for University of Minnesota home games at Mariucci Arena must be made in advance via email to Paul Rovnak in the Athletic Communications Office (psrovnak@umn.edu). Credentials, which cannot be mailed, may be picked up at the Athletic Communications Office in the Bierman Building the Thursday prior to a weekend series, or game night at the media will call area located on the southwest side of Mariucci Arena. Credential requests must be received by THURSDAY NOON the week of the series to be assured credentials. The University of Minnesota reserves the right to accept or reject credential requests for appropriate reasons.

RADIO/TELEVISION

Radio booths are assigned for the Gopher Radio Network and the opponents' flagship radio network. The television press box, located on the opposite side of the main hockey press box, is designated by the University of Minnesota for Fox Sports North. Visiting television will be accommodated on a space-available basis.

PHOTOGRAPHERS

There are designated areas from which photographers will be allowed to shoot in Mariucci Arena. Please contact the athletic communications office for a chart of designated locations.

TELEPHONE LINES

There are telephone lines available in both the press box and the media room located on the lower level of the arena. Requests for phone lines should be made to the Athletic Communications Office in advance, although game-night requests will be taken on a first-come, first-serve basis.

PRESS BOX SERVICES

Pregame notes, stats and programs are available to the media in the press box prior to the game. Period and final statistics, a shot chart and final box will also be provided. Beverages will be made available in the press box from one hour before game time until faceoff.

COACH/PLAYER INTERVIEWS

Coach Lucia, his coaching staff, and all players will be made available for interviews on Wednesdays either before or after practice at Mariucci Arena or by appointment through Paul Rovnak, assistant athletic communications director. When requesting an interview with Coach Lucia or a member of the program, please keep in mind that all interviews must be completed by 30 minutes before practice begins. Interview requests on days other than Wednesdays are granted only in a special or unusual circumstances. Postgame interviews are granted outside the Golden Gopher locker room no earlier than 10 minutes after the game. **THE GOLDEN GOPHER LOCKER ROOM IS CLOSED TO THE MEDIA AT ALL TIMES.** Please contact a member of the U of M athletic communications staff, to schedule ALL interviews with coaches and players.

DIRECTIONS TO MARIUCCI ARENA

Coming From The North – Follow 35W south to the University Avenue exit. Take a left on University Avenue, follow to Oak Street. Take a left on Oak Street, go a block and a half. The arena will be on your left. (alternative) When driving on University Avenue, take a left on 15th Avenue, then a right on 5th Street. Mariucci Arena will be about three

blocks ahead on your right.

Coming From The South – Follow 35W north to University Avenue, take a right at the Yield sign. Refer to Coming From The North directions.

Coming From The West – (On 94 East) – Follow 94 East until the 35W North intersection. Take 35W North. Refer to Coming From The South directions.

Coming From The East – (On 94 West) – Follow 94 West to the Huron Blvd. exit. Follow Huron Blvd. to the main Mariucci Arena parking lot just to the east of the arena. (Alternative) – Follow 94 West to Highway 280. Exit north on Highway 280 to University Avenue. Take a left (head west) on University Avenue until you see the arena's main parking lot on your right-hand side.

PHOTOGRAPH REQUESTS

All requests for digital photographs of players and coaches, logos or other multimedia items must be made to Jeff Keiser in the Athletic Communications office. He can be reached at keiser@umn.edu or at (612) 626-1097.

ATHLETIC COMMUNICATIONS CONTACT INFORMATION

Assistant Athletic Communications Director/

Men's Hockey Contact: Paul Rovnak

Office Phone: (612) 625-9379

Mobile Phone: (651) 592-5741

Email: psrovnak@umn.edu

Fax: (612) 625-0359

Web site: www.gophersports.com

Office Phone (612) 625-4090

Office Fax (612) 625-0359

Website www.gophersports.com

Email gophers@umn.edu

Mailing Address

Athletic Communications

University of Minnesota

244 Bierman Field Athletic Building

516 15th Avenue SE

Minneapolis, Minn. 55455

TICKET INFORMATION

Please call 1-800-U-GOPHER or 612-624-8080 or visit GOPHERSPORTS.com

GOPHERS ON THE WEB

Gophersports.com is the official source for all up-to-the-minute news and information on Golden Gopher Hockey and all other athletic teams. Live statistics, audio and video clips, press releases, and all other University of Minnesota Hockey information can be found on the home of Golden Gopher Athletics.

ATHLETICS ADMINISTRATION



Eric Kaler
University President



Joel Maturi
Athletics Director



Regina Sullivan
Senior Associate
Athletics Director



Marc Ryan
Senior Associate
Athletics Director



David Crum
Associate Athletics
Director



Scott Eliison
Associate Athletics
Director



Jason LaFrenz
Associate
Athletics Director



Leo Lewis
Associate Athletics
Director



J.T. Bruett
Director of Compliance



Lynn Holleran
Director of McNamara
Academic Center

ATHLETIC COMMUNICATIONS



Garry Bowman
Director of Athletic
Communications



Sara Berthow
Assistant Director



Cory Hall
Assistant



Michael Levy
Assistant



John Romo
Director of Internet
Services



Paul Rovnak
Assistant Director



Andy Seeley
Associate Director



Matt Slieter
Associate Director



Michelle Traen
Assistant Director



Sarah Turcotte
Assistant Director

CREATIVE SERVICES



Jeff Neiser
Creative Director



Chris Lagasse
Assistant Creative
Director



Mike Berg
Assistant



Eric Miller
Photography
Director




Joe Miller



Nico Sacchetti




Kent Patterson



Taylor Matson



Nick Larson



Jake Hansen



Jake Kremer

