

**RED WOLVES RISING**

# A-STATE BASEBALL



**2014 BASEBALL REFERENCE GUIDE**



# A-STATE BASEBALL



Photo: BrownCo. sports.com/ark

TABLE OF CONTENTS

## Introduction

Table of Contents/Quickfacts.....	1-2
Media Information.....	3

## Season Preview

Season Preview.....	4-6
Roster.....	7

## Meet The Team

Head Coach Tommy Raffo.....	8-9
Assistant Coaches.....	10-11
Volunteer Assistant Coach.....	12
Player Profiles.....	13-39

## Review

2013 Statistics.....	40-42
Sun Belt Conference Awards.....	43

## History

Records.....	46-54
All-Time Coaching Records.....	55
Records vs Opponents.....	56-57
All-Time Letterwinners.....	58-62
Year-By-Year Results.....	63-85

## This Is A-State

Tomlinson Stadium.....	86-87
Welcome to A-State.....	88
A-State Administration.....	89
A-State Chancellor Dr. Tim Hudson.....	90
A-State Director of Athletics Terry Mohajir.....	91
Athletic Facilities.....	92
Jonesboro.....	93
Staff Directory.....	94



## Credits

The 2014 A-State Baseball media guide has been compiled for use by the media, prospective students and fans. It is a publication of the A-State Athletics Media Relations Office.

## Photography

Nelson Chesnault, Justin Manning, John Bunch, Bob Harris, Richard Bishop (Bishop Photography), Hannah Dolle, Frank Staples, Rick Keefer, Jonesboro Sun, Van Provence, Ernie Rice, and Ashley Helliwell.

# A-STATE BASEBALL

## General

Location.....Jonesboro, Arkansas (66,194)  
 Nickname .....Red Wolves  
 Enrollment .....13,239  
 Colors .....Scarlet and Black  
 Facility .....Tomlinson Stadium/Kell Field  
 Capacity.....1,200  
 Affiliation.....NCAA I  
 Conference.....Sun Belt  
 President.....Dr. Chuck Welch  
 Chancellor.....Dr. Tim Hudson  
 Director of Athletics.....Terry Mohajir  
 Associate Director of Athletics .....Rich Zvosec  
 Athletic Dept. Phone .....870-972-3880  
 Website.....AstateRedWolves.com

## 2014 Team Information

2013 Record .....28-31  
 Sun Belt Record/Finish .....12-18/8th  
 Starters Returning/Lost.....3/6  
 Lettermen Returning/Lost.....16/16  
 Pitchers Returning/Lost.....8/9  
 Newcomers .....17

## Coaching Staff

Head Coach .....Tommy Raffo  
 Alma Mater .....Mississippi State, 1990  
 Career Record .....142-143-1 (6th Year)  
 Record at School .....Same  
 Assistant Coach ....Anthony Everman (2nd Season)  
 Assistant Coach .....Tighe Dickinson (4th Season)  
 Volunteer Coach.....Noah Sanders (2nd Season)

## History

First Year of Baseball.....1948  
 All-Time Record .....1141-1432-2 (63 Seasons)  
 All-time SBC Record.....226-309 (18 Seasons)  
 SBC Regular Season Championships .....None  
 SBC Tournament Championships.....1 (1994)  
 NCAA D1 Tournament Appearances.....1 (1994)  
 Last Postseason Opponent.....Texas  
 Result.....L, 9-4, NCAA Central Regional  
 NCAA Playoff Appearances.....2 (1968)

## Media Relations

Main Phone Number .....870-972-2541  
 Primary Baseball Contact  
 Asst. MRD .....Chris Graddy  
 Office.....870-972-3547  
 Cell.....870-340-7836  
 Email.....cgraddy@astate.edu  
 Secondary Baseball Contact  
 Graduate Asst. ....Dennen Cuthbertson  
 Office.....870-972-2541  
 Cell.....870-820-0594  
 Email.....mark.cuthbertson@smail.asate.edu

## 2014 A-STATE BASEBALL SCHEDULE

### FEBRUARY

14	Miami (OH)	Jonesboro, Ark	6 p.m.
15	Miami (OH)	Jonesboro, Ark.	2 p.m.
16	Miami (OH)	Jonesboro, Ark.	1 p.m.
18	Arkansas-Monticello	Jonesboro, Ark.	4 p.m.
21	Illinois State	Jonesboro, Ark.	6 p.m.
22	Illinois State (DH)	Jonesboro, Ark.	1 p.m.
23	Illinois State	Jonesboro, Ark	1 p.m.
25	SEMO	Jonesboro, Ark.	6 p.m.
28	at UAB	Birmingham, Ala.	4 p.m.

### MARCH

1	at UAB	Birmingham, Ala.	1 p.m.
2	at UAB	Birmingham, Ala.	1 p.m.
4	at Missouri State	Springfield, Mo.	3 p.m.
5	at Missouri State	Springfield, Mo.	3 p.m.
7	Creighton	Jonesboro, Ark.	6 p.m.
8	Creighton	Jonesboro, Ark.	4 p.m.
9	Creighton	Jonesboro, Ark.	1 p.m.
11	at Murray State	Murray, Ky.	2 p.m.
14	UALR*	Jonesboro, Ark.	6 p.m.
15	UALR*	Jonesboro, Ark.	4 p.m.
16	UALR*	Jonesboro, Ark.	1 p.m.
19	at Ole Miss	Oxford, Miss.	6:30 p.m.
21	at UT Arlington*	Arlington, Texas	6:30 p.m.
22	at UT Arlington*	Arlington, Texas	2 p.m.
23	at UT Arlington*	Arlington, Texas	1 p.m.
25	Memphis	Jonesboro, Ark.	6:30 p.m.
28	Texas State*	Jonesboro, Ark.	6 p.m.
29	Texas State*	Jonesboro, Ark.	4 p.m.
30	Texas State*	Jonesboro, Ark.	1 p.m.

### APRIL

1	at SEMO	Capre Girardeau, Mo.	6 p.m.
4	at WKU*	Bowling Green, Ky.	6 p.m.
5	at WKU*	Bowling Green, Ky.	4 p.m.
6	at WKU*	Bowling Green, Ky.	1 p.m.
8	Central Arkansas	Jonesboro, Ark.	6:30 p.m.
11	at South Alabama*	Mobile, Ala.	6:30 p.m.
12	at South Alabama*	Mobile, Ala.	6:30 p.m.
13	at South Alabama*	Mobile, Ala.	1 p.m.
15	at Memphis	Memphis, Tenn.	6:30 p.m.
18	Louisiana-Monroe*	Jonesboro, Ark.	6 p.m.
19	Louisiana-Monroe*	Jonesboro, Ark.	6 p.m.
20	Louisiana-Monroe*	Jonesboro, Ark.	1 p.m.
22	at Central Arkansas	Conway, Ark.	6 p.m.
25	at Georgia State*	Atlanta, Ga.	5 p.m.
26	at Georgia State*	Atlanta, Ga.	1 p.m.
27	at Georgia State	Atlanta, Ga.	Noon
29	Murray State	Jonesboro, Ark.	6:30 p.m.

### MAY

2	Louisiana-Lafayette*	Jonesboro, Ark.	6 p.m.
3	Louisiana-Lafayette*	Jonesboro, Ark.	6 p.m.
4	Louisiana-Lafayette*	Jonesboro, Ark.	1 p.m.
9	Troy*	Jonesboro, Ark.	6 p.m.
10	Troy*	Jonesboro, Ark.	6 p.m.
11	Troy*	Jonesboro, Ark.	1 p.m.
13	Ole Miss	Jonesboro, Ark.	6:30 p.m.
15	at UALR*	Little Rock, Ark.	6 p.m.
16	at UALR*	Little Rock, Ark.	6 p.m.
17	at UALR*	Little Rock, Ark.	1 p.m.
21-25	SBC Tournament	Mobile, Ala.	TBA

\* - Denotes SBC Match  
 All times Central and subject to change.

# A-STATE BASEBALL

**FACILITIES :** Media facilities at Tomlinson Stadium consist of a press box on the upper level of the stands behind home plate for reporters, broadcasters and photographers as well as space for a television crew. Space is extremely limited within in the press box, so if you plan on attending an event please contact Chris Graddy in advance so arrangements can be made.

**CREDENTIALS:** Credentials for home games are provided to those members of the media who are covering the game in a full working capacity. Requests with names should be submitted in writing on company letterhead. Passes will be mailed to valid applicants as long as time permits; otherwise, passes may be claimed at the main gate to Tomlinson Stadium. Spouses, dates, children and non-workers are NOT permitted in the media areas. Passes must be displayed at all times, and A-State reserves the right to revoke passes and privileges at any time due to misrepresentation or misconduct. Requests for road-game credentials should be made to the SID of the host institution.

**GAME SERVICES:** Notes, programs, media guides and statistic packets are provided to media personnel by the Media Relations Office. Light refreshments will be served on most game days in the press box. The press box telephone number is (870) 972-2541.

**PHOTOGRAPHERS:** Certified photographers of newspapers, magazines, wire services and TV stations must request passes in writing. No credentials will be issued to freelance photographers.

**INTERVIEWS:** The head coach will be available for interviews in the press box after each game, following a brief team meeting. A-State student-athletes will also be available by request at this time. The locker room is closed to the media following games. To arrange for a student-athlete interview during the week, contact Chris Graddy, Assistant Media Relations Director at (870) 972-2541 or [cgraddy@astate.edu](mailto:cgraddy@astate.edu). All interviews must be approved by the head coach.

**INJURY INFORMATION POLICY:** A student-athlete's protected health information is protected by federal regulations under either the Health Information Portability and Accountability Act (HIPAA) or the Family Educational Rights and Privacy Act of 1974 (the Buckley Amendment) and may not be disclosed without either the student-athlete's authorization under HIPAA or their consent under the Buckley Amendment. Authorized/consented injury information pertaining to a student-athlete shall be released to the media through the Sports Information Department after being authorized by the athletic trainer. It is also appropriate in post-game or weekly press conferences for head coaches to announce team injury updates. Team physicians may be available to offer explanation on injuries if requested by the athletic trainer. Any dugout or locker room report made to the media shall be made by an athletic trainer, team physician, or a sports information staff representative.

**FOR MORE INFORMATION:** Contact Chris Graddy, Media Relations Information Director at (870) 972-2541, [cgraddy@astate.edu](mailto:cgraddy@astate.edu), or write Media Relations Office, P.O. Box 1000, State University, Ark., 72467. Overnight mail can be sent to Media Relations Office, Convocation Center, 217 Olympic Drive, Jonesboro, Ark., 72401.

**RADIO:** Radio broadcasts of Red Wolves baseball will be on the EAB Red Wolves Sports Network and will also be available over the Internet. Matt Stolz is the "Voice of the Red Wolves". The visiting team's official radio station, as designated by the visitors' SID, will be permitted origination privileges. A courtesy line will be available at no charge. Any questions regarding broadcasts or the use of facilities should be directed to Chris Graddy, Media Relations Information Director.

**WEB ACCESS:** In addition, schedules, rosters, statistics, bios, etc. are available on the official ASU athletics website. Access the site at [www.AstateRedWolves.com](http://www.AstateRedWolves.com) and then

## A-STATE ATHLETICS MEDIA RELATIONS STAFF



### Jerry Scott

Director  
Office: 870-972-3405  
Cell: 870-243-6021  
[jscott@astate.edu](mailto:jscott@astate.edu)



### Chris Graddy

Assistant Director  
Office: 870-972-2707  
Cell: 870-340-7836  
[cgraddy@astate.edu](mailto:cgraddy@astate.edu)



### Joe Gorby

Assistant Director  
Office: 870-972-3547  
Cell: 870-250-2677  
[jgorby@astate.edu](mailto:jgorby@astate.edu)



### Dennen Cuthbertson

Graduate Assistant  
Office: 870-972-2541  
Cell: 870-820-0594  
[mark.cuthbertson@smail.astate.edu](mailto:mark.cuthbertson@smail.astate.edu)



### Dustin Sullivan

Director of Digital Media  
Office: 870-972-3930  
Cell: 870-275-8375  
[dsullivan@astate.edu](mailto:dsullivan@astate.edu)

**Main Phone: 870-972-2541**

**Fax: 870-972-3367**

### Mailing Address:

A-State Athletics Media Relations  
P.O. Box 1000  
State University, AR 72467

### Delivery Address:

A-State Athletics Media Relations  
217 Olympic Drive  
Jonesboro, AR 72401



## 2014 OUTLOOK

A-State head baseball coach Tommy Raffo appreciates the pre-season attention the 2014 Red Wolves have received, however he knows that his team must satisfy the expectations that have been laid before them.

A-State is coming off of a 2013 season in which it faced a number of hardships and adversity. Before the season even began, starting second baseman Zach Maggio was lost for the year with a torn labrum, forcing the coaching staff to adjust the infield and the batting order. Then, after just a few games into the season, first baseman Zach George went down with a season-ending knee injury, while trying to run a grounder at Sam Houston State. Again the coaching staff was forced to adjust its lineup and infield to account for the injuries.

By the time Sun Belt Conference play started, A-State had an entire new right side of the infield and it took time for the team to mesh. Despite the stumbling blocks it faced, the team made the SBC Tournament for the fourth straight season and narrowly advanced to the championship game for the second straight season.

A continuing bright spot for the Red Wolves over the last few seasons has been its pitching staff and 2013 was no different. A-State pitching coach Tighe Dickinson guided the staff to a school record 487 strikeouts, breaking the previous mark by 80 strikeouts. A large portion of that staff returns, including senior Bradley Wallace who set career highs in wins and strikeouts last season. A crop of young arms led by relievers David Owen and Tanner Ring also make up a very potent middle relief group.


In all, the Red Wolves return 16 letterwinners from the 2013 squad, six of which are on the pitching staff. The staff will be heavily influenced by its three seniors, Cody Woodhouse, Morgan Croft and Wallace, but the youthful talent could also push for mound time. The remaining returners comprise the outfield, infield and catching group. Those 16 players will be counted on as the 17 newcomers

try to make adjustments to new surroundings, a new stadium and a new school.

Other key returners include sophomore Kevin Fitzpatrick, senior Dustin Jones, junior Stuart Levy, sophomore Austin Baker and junior Collin Massanelli, all of whom saw time in the starting lineup in 2013.

The Red Wolves do have consistency in the coaching staff this year, as Raffo will be joined by Anthony Everman, Dickinson and Noah Sanders again this season. All served as assistants on the 2013 team.

**Dustin Jones**



# A-STATE BASEBALL

## TOP RETURNING POSITION STARTERS

PLAYER	POS	CL.-EXP.	B/T	AVG.	HR	RBI	NOTABLE
Collin Massanelli	OF	JR-2L	L/R	.267	3	31	Finished Second on team in RBIs
Dustin Jones	SS	SR-3L	R/R	.260	0	25	One of three players to start every game
Kevin Fitzpatrick	OF	SO-1L	R/R	.283	1	15	Can play multiple positions

## STARTING POSITION PLAYERS LOST

PLAYER	POS	EXP.	B/T	AVG.	HR	RBI	REASON FOR LEAVING
Ryan Roberts	C	2L	R/R	.313	4	25	Graduation
Ryan Emery	OF	4L	R/R	.294	1	33	Graduation
Logan Uxa	1B	4L	L/L	.268	3	23	Drafted by Reds in 32nd Round

## TOP NEWCOMERS - POSITION PLAYERS

PLAYER	POS	CL.	B/T	HOMETOWN (2013 SCHOOL)
Ty Michelotti	OF	JR	L/L	Memphis, Tenn. (Southwest Tennessee CC)
Lucas Feddersen	INF	JR	R/R	Houston, Texas (Crowder CC)
Matt Burgess	INF	SO	L/L	Greebrier, Ark. (Crowder CC)

## POSITION PLAYERS

A-State has seven returning position players with starting experience. Dustin Jones, a 2012 Sun Belt Conference All-Conference selection, leads the infield at shortstop entering his senior season. He led the team in steals and had the third most RBIs despite batting near the bottom of the order. The Jonesboro, Ark. native recorded 13 doubles, had a .260 batting average and scored 30 runs in 2013.

He had the second longest hitting streak of any player on the Red Wolves' roster at 11-games and he will bring that streak into the start of this season. Jones will have the benefit of having a familiar face across the way at second base with the return of Zach Maggio, who missed all of the 2013 campaign with a torn labrum. Maggio was a solid hitter in the middle of the lineup before his injury, hitting .277 with 22 runs scored and 13 RBIs.

The biggest lift of all may come at first base with the return of Zach George. George was on pace for another solid season, but a knee injury at Sam Houston State derailed his season. Fully healed and anx-

ious to get back out onto the diamond, the redshirt junior is looking to add to an already impressive A-State career. His career batting average is over .280 and he driven 80 runs in just his 2-plus seasons. He will be counted on for offense once again and provide a solid presence on the right side of the diamond.

In the outfield, A-State has a number of options it can go with. Collin Massanelli played the majority of the season in centerfield, but Kevin Fitzpatrick saw time there late in the season and his speed and range make him a viable option to takeover the spot. Austin Baker played a majority of the year in left field as freshman and saw his hitting come alive late in the year and in the Sun Belt Conference Tournament.

Redshirt junior Kaleb Brown was used a defensive replacement late in games, but could also be seen as an option in centerfield or right field. Derek Birginske, who is mainly a pitcher, but has a good bat and took over one of the outfield spots during the SBC Tournament when the Red Wolves were short-handed.



Kevin Fitzpatrick ▲

▼ Austin Baker



# A-STATE BASEBALL

## TOP RETURNING PITCHERS

PLAYER	R/L	CL-EXP	W-L	ERA	BB	SO	NOTABLE
Bradley Wallace	R	SR-3L	5-2	4.33	24	78	Second on team in wins and strikeouts
Tanner Ring	R	SO-1L	2-0	2.70	10	32	Averaged over one strikeout per inning
Chandler Hawkins	L	JR-2L	2-5	6.24	29	42	Earned League MVP Honors during Summer League

## PITCHERS LOST

PLAYER	R/L	EXP.	W-L	ERA	BB	SO	REASON FOR LEAVING
Daniel Wright	R	4L	6-5	3.18	26	96	Drafted by Reds in 10th Round
John Koch	R	4L	4-6	3.95	31	62	Graduation
Seth McWilliams	R	2L	3-6	6.39	30	43	Graduation

## TOP NEWCOMERS - POSITION PLAYERS

PLAYER	R/L	CL.	HOMETOWN (2013 SCHOOL)
Bryan Ayers	R	FR	Vilonia, Ark. (Vilonia HS)
Tyler Zuber	R	FR	White Hall, Ark. (White Hall HS)
Tanner Gaines	R	JR	Baldwyn, Miss. (Northeast Miss.)

## PITCHERS

The backbone of this year's A-State baseball team will be the pitching staff. The squad is coming off one of the best seasons in school history in which it set the school record for most strikeouts in a season. Bradley Wallace figures to be the Friday night starter after finishing second on the team in wins and strikeouts, behind last season's Friday night ace Daniel Wright.

Wallace, at times, was arguably A-State's best pitcher in 2013. He struckout a career best 12 batters against Western Kentucky last year and included a stretch in the game in which he retired 18 in a row. He will be leaned on heavily entering the upcoming season and will be expected to set the tone of the weekend series that the Red Wolves will play.

The other two weekend positions are still up for grabs and may not be determined until Arkansas State enters conference play. Junior lefthander Chandler Hawkins showed signs of promise at times, but faltered late in the year and finished the season in the bullpen. However, he bounced back with a

strong showing in summer ball where he was named the Jayhawk League's Most Outstanding Player. Fellow Jayhawk League competitor David Owen missed part of the 2013 season and only pitched out of the bullpen, but could factor into the starting rotation.

Senior Cody Woodhouse may have been the most consistent of all the A-State pitchers and pitched in long relief and was the team's midweek starter. He has the tools to become one of the weekend starters as well. Others who could factor into the rotation are Adam Grantham and Morgan Croft.

One area of the pitching staff that seems set is the closer spot. As a freshman, Tanner Ring saw a few opportunities to close when the team experimented with John Koch as a starter. Ring finished the year with two saves and had a 2.70 ERA. He had 32 strikeouts in 26.2 innings and figures to slide easily into the full-time closer in 2014. Ring also brings the added benefit of being able to play the field as well and could pull double duty at times. If Ring falters, Owen had an outstanding season in summer league ball as a closer.



Bradley Wallace ▲

▼ Chandler Hawkins



# A-STATE BASEBALL



## 2014 ROSTER

#	NAME	POS	B/T	HT	WT	CL	HOMETOWN (PREVIOUS SCHOOL)
1	Eric Wilcoxson	INF	R/R	5-10	180	Fr	Walnut Ridge, Ark. (Walnut Ridge HS)
3	Dustin Jones	INF	R/R	5-10	150	Sr	Jonesboro, Ark. (Valley View HS)
4	Lucas Feddersen	INF	R/R	5-10	180	Sr-TR	Houston, Texas (Crowder CC)
5	Zach Maggio	INF	R/R	5-11	180	Jr-RS	Edwardsville, Ill. (Edwardsville HS)
6	Austin Baker	OF	L/R	5-11	180	So	Montesano, Wash. (Montesano HS)
7	Zach George	INF	S/R	6-2	195	Jr-RS	Paragould, Ark. (Greene Tech HS)
8	Stuart Levy	C	R/R	6-2	185	Jr	Little Rock, Ark. (Benton HS)
9	Logan Dollins	INF	R/R	5-11	170	Fr-RS	Kennett, Mo. (Kennett HS)
10	Kaleb Brown	OF	R/R	5-10	160	Jr-RS	Jonesboro, Ark. (Valley View HS)
11	Hunter Schneider	C	R/R	5-10	175	Fr-RS	Atlanta, Ga. (Dominion Christian HS)
12	Cody Jackson	RHP	R/R	6-4	220	Jr-TR	Hot Springs, Ark. (Crowder CC)
13	David Owen	RHP	R/R	6-0	190	So	Millington, Tenn. (Tipton-Rosemark)
14	Chandler Hawkins	LHP	L/L	6-1	170	Jr	Memphis, Tenn. (Bartlett HS)
15	Tanner Gaines	RHP	R/R	6-1	200	Jr-TR	Baldwyn, Miss. (Northeast Miss. CC)
16	Bryan Ayers	RHP	R/R	6-4	190	Fr	Vilonia, Ark. (Vilonia HS)
17	Coulton Lee	LHP	L/L	6-1	205	Fr	Benton, Ark. (Benton HS)
18	Cody Woodhouse	RHP	R/R	6-5	190	Sr	Mountain Home, Ark. (Mt. Home HS)
19	Kevin Fitzpatrick	OF	R/R	6-3	190	So	Red Banks, Miss. (Marshall Academy)
20	Morgan Croft	RHP	R/R	6-2	225	Sr-RS	Broken Arrow, Okla. (E. Okla. State)
21	Jon Glidewell	LHP	R/L	6-3	180	Jr-RS	Wentzville, Mo. (Timberland HS)
23	Adam Grantham	RHP	R/R	6-2	195	So	Kennett, Mo. (Kennett HS)
24	Bradley Wallace	RHP	R/R	6-2	175	Sr	Rison, Ark. (Woodlawn HS)
25	Tyler Hardie	C	L/R	6-0	205	Fr	Georgetown, Canada (Christ the King)
26	Collin Massanelli	OF	L/R	6-0	190	Jr	Pine Bluff, Ark. (Watson Chapel HS)
27	Ty Michelotti	OF	L/L	5-11	198	Jr-TR	Memphis, Tenn. (Southwest Tenn. CC)
28	Matt Burgess	INF	L/L	6-4	240	So-TR	Greenbrier, Ark. (Crowder CC)
29	J.D. Rainwater	INF	L/R	6-2	235	Fr	Jonesboro, Ark. (Jonesboro HS)
30	Derek Birginske	RHP	R/R	6-0	190	So	Russellville, Ark. (Russellville HS)
32	Daltan Lovell	C	R/R	5-10	180	Fr	Harrison, Ark. (Harrison HS)
33	J.C. Neighbors	LHP	L/L	5-11	180	Jr-TR	League City, Texas (Blinn College)
34	Colton Kibler	RHP	R/R	5-11	170	Jr-TR	Jonesboro, Ark. (Garden City CC)
35	Brett Nickle	INF	L/L	6-4	270	Fr	Olathe, Kansas (Olathe South HS)
36	Tyler Zuber	RHP	R/R	5-10	185	Fr	White Hall, Ark. (White Hall HS)
37	Tanner Murray	C	R/R	6-4	200	Jr	Piggott, Ark. (Piggott HS)
38	Kevin Garner	OF/P	L/L	5-11	180	Fr	Little Rock, Ark. (Little Rock Central HS)
39	Tanner Ring	INF/P	R/R	6-1	170	So	Batesville, Ark. (Batesville HS)
40	Joe Schrimpf	INF	S/R	5-10	192	Fr	St. Louis, Mo. (Christian Brothers HS)





## Tommy Raffo

Head Coach • Sixth Season

Now entering his sixth season as head baseball coach at Arkansas State, Raffo has revived the Red Wolves baseball program. He has had eight players drafted since arriving in 2009 and has sent 10 players play in the minor leagues. In 2013, Daniel Wright and Logan Uxa were each taken by the Cincinnati Reds, while Jacob Lee became the school's highest draft pick in 2012 when he was taken in the ninth round by the Cleveland Indians.

This past year he led A-State to its fourth straight appearance in the Sun Belt Conference tournament and the Red Wolves are the only team to have at least two games in the tournament during that span. Raffo perhaps faced his toughest task in 2013 as the Red Wolves were plagued by injuries and were forced to adjust their lineup throughout the year. After finding form near the end of the regular season, Raffo's squad finished with a 28-31 overall record and a 12-18 mark in conference play.

After a loss to Troy on the first day of the SBC Tournament, A-State bounced back to defeat Western Kentucky and then knocked out the Trojans in an elimination match. Raffo also helped several players reach career milestones, including Ryan Emery who became the school's all-time leader in walks and finished among the top five in career RBIs at the school.

In 2012 he led ASU to a 34-23 record and a 19-9 record in Sun Belt Conference play. A-State finished second overall in the SBC and the 34 victories were the most for any team in the Sun Belt Conference and the most in head coach Tommy Raffo's four seasons. ASU's 34 victories are also the most since winning 35 games in 1997 and the fourth-most in school history.

ASU advanced to the championship game of the SBC Tournament for the first time since 1996. Raffo was named the SBC Coach of the Year, while senior pitcher Jacob Lee earned SBC Pitcher of the Year honors. Closer John Koch and short-stop Dustin Jones were also All-SBC second selections.

Michael Faulkner, Jacob Lee and Brandon Farley were all chosen in the MLB Draft in the summer of 2012, giving ASU 10 players in the professional ranks, all of whom were coached by Raffo.

Under Raffo's direction, A-State ended the 2011 season with an overall winning record (30-28) for the first time since 2005 and finished above .500 in Sun Belt Conference play (16-14) for the first time since 1998. ASU not only made its first appearance in the Sun Belt Conference Tournament since 2006, but was one victory away from playing in the tournament's championship game. The Red Wolves advanced to the semifinals, enjoying their best run in the tournament since 1996.

In 2010, the Red Wolves finished with second-highest team batting average in school history (.312) and recorded the most hits (647) and third most RBIs (345) in school history.

Raffo led the Red Wolves to a 23-30 record in 2009, and although Arkansas State missed the Sun Belt Conference tournament by one-half game, the team showed a great deal of improvement over the previous season. The Red Wolves won 12 Sun Belt Conference games in Raffo's first season, up from just eight the year before, and ASU's overall record showed an improvement of three wins over the 2008 season. Arkansas State earned conference victories over Louisiana-Lafayette, Louisiana-Monroe, South Alabama and UALR.

The Red Wolves raised their team batting average an impressive 36 points over the previous season, finishing the year with a team average of .296. Five players hit .300 or better, compared to just one in the previous season, with one, sophomore Murray Watts earning All-Conference honors at the conclusion of the season. The Red Wolves were also much more aggressive on the bases in Raffo's first season, stealing 42 bases to almost double the figure from the previous year.

All-Conference selection Chase Ware helped keep the Red Wolves strong on the mound in 2009, and Ware signed with the Cincinnati Reds organization at the conclusion of the season. As a team, the Red Wolves hit .296, which ranked third all-time in ASU history. Arkansas State belted out 557 hits during the year which was the fifth-most ever for an ASU team. The Red Wolves' 242 walks was the sixth-most in team history, and ASU's 337 runs and 291 RBIs were both the seventh-most ever at ASU. A-State's 786 total bases ranked as the

# A-STATE BASEBALL

ninth-most in school history.

Raffo became the fifth head coach in the history of the ASU baseball program after serving as an assistant coach at Mississippi State for the past 15 years. During his time at Mississippi State, he served as the hitting and outfield coach for a Bulldog program that made three trips to the College World Series. Under his direction, the Bulldogs posted a team batting average of .300 or better in eight of the past 11 seasons.

During his 15 seasons at Mississippi State, Raffo served as the recruiting coordinator for the Bulldog baseball program, landing 10 straight recruiting classes ranked in the top 33 nationally by Collegiate Baseball. He coached seven All-America players and four Academic All-Americans. He was named as the 2007 Southeastern Conference Fellowship of Christian Athletes Coach of the Year, and during his time at MSU, 49 Bulldogs were chosen in the Major League Baseball Draft.

Raffo's outstanding recruiting at MSU paid dividends for the program as he helped the Bulldogs reach the SEC Tournament 12 times, with two championships to their credit. Mississippi State also made 11 appearances in the NCAA Tournament during Raffo's time with the program, winning five regional titles. The Bulldogs made three appearances in the NCAA Super Regionals and advanced to the College World Series in 1997, 1998 and 2007. Raffo coached one Johnny Bench Award winner, given annually to the top college catcher in the country, and helped seven hitters finish the season in the SEC's top five batting averages.

As a player, Raffo was co-captain of the 1990 Mississippi State team that advanced to the College World Series. He was a two-time Academic All-American and a three-time Academic All-SEC selection. He was named first-team All-SEC in 1989 and 1990, and in 1990 earned second-team All-America honors from both the American Baseball Coaches Association and Baseball America.

After earning his Bachelor's of Business Administration

Degree from Mississippi State in 1990, he was chosen by the Miami Miracle with the first pick of the eighth round in the 1990 MLB Draft. While playing in the Reds organization, he was the MVP of the 1991 South Atlantic League All-Star Game, and was Co-Captain of the 1992 Midwest League Champion Cedar Rapid Reds.

## THE RAFFO FILE

Career at A-State - 142-143-1

Career Overall - Same

**Education:** Graduate of Mississippi State University, 1990, Bachelor's of Business Administration.

**Playing Experience:** Drafted by the Miami Miracle in 1990 as the first pick of the eighth round of the MLB Draft ... played at Mississippi State ... Co-captain of 1990 team that advanced to the College World Series ... All-Southeastern Conference first team in 1989 and 1990 ... two-time Academic All-American and three-time Academic All-SEC ... second team All-America honors in 1990 from both the American Baseball Coaches Association and Baseball America.

**Coaching Experience:** Head Coach at Arkansas State University (Present); Assistant Coach at Mississippi State University (1994-2008).

TOMMY RAFFO



### A-State Draftees Under Raffo

2010 - Murray Watts (Round 28, Pick 839) - Kansas City Royals
2010 - Drew Benes (Round 35, Pick 1069) - St. Louis Cardinals
2011 - Andy Ferguson (Round 18, Pick 546) - Kansas City Royals
2012 - Jacob Lee (Round 9, Pick 293) - Cleveland Indians
2012 - Michael Faulkner (Round 12, Pick 371) - Seattle Mariners
2012 - Brandon Farley (Round 33, Pick 1018) - San Francisco
2013 - Daniel Wright (Round 10, Pick 315) - Cincinnati Reds
2013 - Logan Uxa (Round 32, Pick 975) - Cincinnati Reds



## Tighe Dickinson

Pitching Coach • Fourth Season

Tighe Dickinson is in his fourth year as an assistant coach with the Red Wolves program and will serve as the pitching coach for A-State this season.

Dickinson brings over 10 years of coaching experience to the Red Wolves including four years at the Division I level working as a pitching coach at the University of Washington. During his career, Dickinson has worked with numerous Major League Baseball prospects including 2010 MLB All-Stars Tim Lincecum, John Lester and Evan Meek.

In 2013 he coached one of the best pitching staff's in school history, including guiding Daniel Wright, who was a 10th round selection of the Cincinnati Reds, to an First Team All-Sun Belt Conference selection. Dickinson also helped John Koch become the school's all-time leader in saves and helped the 2013 pitching staff obliterate the team record for strikeouts in a season. The 2013 staff struck out 487 batters, breaking the record by 80 strikeouts, which had stood for over 15 years.

Dickinson coached former A-State pitcher Jacob Lee to one of the most successful seasons in school history in 2012. Lee is ASU's all-time leader in career strikeouts with 280. He broke ASU's previous record of 251 which was set by Rusty Bourq from 1957-70. Lee also finished with 24 victories, one shy of the all-time school record. He was drafted by the Cleveland Indians in the ninth round of the 2012 MLB draft.

The 2012 pitching staff recorded 391 strikeouts, the third most in school history, and allowed just 254 earned runs on the year. Opponents hit just .270 against the Red Wolves and Dickinson helped the pitching staff win 34 games, the fourth most in school history.

While at A-State, Dickinson has had three players drafted including Jacob Lee (Cleveland Indians-2012), Brandon Farley (San Francisco Giants-2012) and Andy Ferguson (Kansas City Royals-2011). In all, Dickinson has coached 16 pitchers who have been drafted by Major League Baseball teams.

In 2010 Dickinson helped the A-State pitching staff

record the sixth most strikeouts in school history with 382.

Prior to his time at ASU, Dickinson coached 13 drafted pitchers including a first and second round pick while at Washington. Dickin-

son served as an assistant coach at Montesano High School in 2009-10 where he led the squad to a 21-4 first-place league finish and an appearance in the state playoffs.

Prior to his appointment at Washington, Dickinson served as head coach at Edmonds Community College where he led the squad to a third-place finish in the NWAACC Tournament and a 75-16 record as head coach, including a 40-8 conference mark.

Dickinson also served as head coach at Skyline High School in Issaquah in 2003, guiding the team to a 14-7 overall mark and a 13-5 conference record. He also served as pitching coach at Edmonds CC in 2000 and 2001.

Aside from his work at Edmonds and Skyline, Dickinson has also served as pitching coach at Taylor Baseball, a top youth summer program, since 2001. Taylor took third place in the national AAU tournament in 2001 and in 2002, finished second at the USA Baseball Federation national tournament. During the 2005 summer season, Taylor finished second at the USABF World Series and completed the season with a 59-7-1 record.

A native of Aberdeen, Wash., Dickinson graduated from Montesano High in 1994. After one year at Green River CC, he played three seasons of college baseball as a pitcher at Alabama-Birmingham, lettering in 1996, 1997 and 1998. In 1999, he earned a bachelor's degree in secondary education from UAB.

### A-State Pitchers Drafted

2011 - Andy Ferguson (Round 18, Pick 546) - Kansas City Royals
2012 - Jacob Lee (Round 9, Pick 293) - Cleveland Indians
2012 - Brandon Farley (Round 33, Pick 1018) - San Francisco
2013 - Daniel Wright (Round 10, Pick 315) - Cincinnati Reds



## Anthony Everman

Assistant Coach/Recruiting Coordinator • Second Season

Anthony Everman enters his second season as a full-time assistant coach at Arkansas State and helped the Red Wolves to their fourth straight trip to the Sun Belt Conference tournament in 2012.

Since arriving at A-State, Everman has helped several Red Wolves reach career milestones. In 2013, former Red Wolves Ryan Emery and Logan Uxa broke the school record for walks in season with Emery becoming the school's all-time leader in the category. Emery also finished among the top-three in RBIs in his career at ASU, while Logan Uxa was drafted by the Cincinnati Reds in the MLB Amateur draft.

The Red Wolves were one of the Sun Belt's best fielding teams in 2013, committing the second fewest error of any squad in the league and had a .972 fielding percentage.

A native of Castalia, Iowa, Everman brings 10 years of collegiate coaching experience to the ASU staff, including one year at Arkansas State, where he served as a volunteer assistant during the 2009 season. Everman will work primarily with infielders and assist with hitting at ASU.

Most recently, he was an assistant at Garden City Community College during the 2012 season, while also serving as an associate scout for the Cleveland Indians during the past year. After leaving Arkansas State following the 2009 season, he was an assistant coach at Kansas State during the 2010 season, and an assistant at Northern Colorado in 2011.

While an assistant at Kansas State, he helped guide the Wildcats to a berth in the 2010 NCAA Tournament, and has coached in the post-season in five

other seasons as well. He also spent time on the coaching staffs at Virginia Tech, Loras (Iowa) College and Ferrum (Va.) College. He also brings a wealth of NCAA-sanctioned summer league experience to ASU, managing the Covington (Va.) Lumberjacks for two seasons, winning the league championship in 2005.

Everman graduated with a degree in Physical Education from Loras College in Dubuque, Iowa, where he played baseball and was an All-Iowa Intercollegiate Athletic Conference Academic selection on two occasions. He earned his Masters of Science in Physical Education from Virginia Tech in 2005.

RECRUITING COORDINATOR



# A-STATE BASEBALL



## Noah Sanders

Volunteer Coach • Second Season

Noah Sanders enters his second season as a volunteer assistant on the Arkansas State baseball coaching staff.

Sanders came to ASU after serving as an assistant coach at Crowder College in 2012 where he was the team's hitting instructor, worked with the catchers and assisted in recruiting.

Before Crowder, Sanders had a two-year stint as an assistant coach at Arkansas-Monticello and helped six players reach all-conference status during his time with the team.

As a coach at UAM, Sanders worked with catchers, outfielders and served as an assistant hitting coach. He also assisted in recruiting, player placement for summer leagues and camp coordination.

As a player, Sanders spent two years at Itawamba Community College before transferring to the University of West Alabama for two seasons. He spent the final year of his playing career at Arkansas-Monticello.

Sanders earned a bachelor's degree in general studies from Arkansas-Monticello.

## SUPPORT STAFF



**Top Left:** Hiroki Yoshimoto  
Athletics Trainer


**Top Right:** Chris Graddy  
Media Relations



**Bottom Left:** Myles Clover  
Manager

**Bottom Right:** Chris Dean  
Manager

**Bottom Center:** Brock Rogers  
Manager



# A-STATE BASEBALL

**JUNIOR SEASON (2013):** One of just three players to start and play in all 59 games in 2013 ... had a .260 batting average which was the fifth highest on the team ... tied for the team lead in doubles with 13 ... had the third most hits on the team with 53 ... tied for the third on the team in RBIs with three ... was fourth on the team in runs scored with 30 ... had the second longest hitting streak on the team at 11 games, which he will bring into the 2014 season ... tied for the team lead in triples with two ... had a team season-high eight assists against Ole Miss on April 23 ... tied a career-high with three hits against ULM on April 20 ... had a career-high three walks on Feb. 15 against Bradley.


**SOPHOMORE SEASON (2012):** Played in 56 games and started in 55 as a sophomore, all at shortstop ... was named second team All-Sun Belt Conference after hitting .279 with 50 hits, 25 runs scored, seven doubles and one home run ... had a career high three hits at Troy on March 31 and against FIU on May 12...enjoyed a 10-game hit streak from April 13-May 5 ... had a career best eight assists against Western Kentucky April 15.

**FRESHMAN SEASON (2011):** Played in 54 games as a true freshman, starting 46...hit .190 with 32 hits, 17 runs scored, three doubles and one home run ... was 2/2 on stolen base attempts ... had eight multiple-hit games...logged three multiple RBI games ... brings a four-game hit streak into the 2012 season ... drove in a career-high four runs against South Alabama May 28 ... scored three runs in May 21 victory over UALR.

**HIGH SCHOOL:** Played all four years at Valley View High School earning all-conference honors four times while leading his team to two Arkansas State Championships ... was a two-time selection to the All-State teams ... also played basketball and tennis and maintained a 4.0 grade point average in high school.

**PERSONAL:** Born June 26, 1991 ... majoring in exercise science at Arkansas State...son of Barry and Dana Jones.

	AVG	GP-GS	AB	R	H	2B	3B	HR	RBI	TB	SLG%	BB	HP	SO	OB%	SB-AT
2011	.190	54-46	168	17	32	3	0	1	15	38	.226	8	1	36	.232	2-2
2012	.279	56-55	179	25	50	7	0	1	24	60	.335	11	1	30	.321	2-4
2013	.260	59-59	204	30	53	13	2	0	25	70	.343	18	5	44	.333	6-6
<b>Totals</b>	<b>.245</b>	<b>169-160</b>	<b>551</b>	<b>72</b>	<b>135</b>	<b>23</b>	<b>2</b>	<b>2</b>	<b>64</b>	<b>168</b>	<b>.305</b>	<b>37</b>	<b>7</b>	<b>110</b>	<b>.299</b>	<b>9-0</b>



## Dustin Jones

**Shortstop - Senior - 3L**  
**5-10 - 140 - R/R**  
**Jonesboro, Arkansas**  
**Vallery View HS**

### JONES CAREER HIGHS

**Hits:** 3 - Three Times  
**Doubles:** 2 - UALR (May 17, 2013)  
**Triples:** 2 - Twice  
**HR:** 1 - Twice  
**RBI:** 4 - USA (May, 28, 2011)  
**Run:** 4 - Twice  
**Assists:** 8 - Twice

RETURNING PLAYERS



# A-STATE BASEBALL

5



## Zach Maggio

RETURNING PLAYERS

**Infield - Senior - 3L**  
**5-11 - 180 - R/R**  
**Edwardsville, Ill.**  
**Edwardsville HS**

### MAGGIO CAREER HIGHS

**Hits:** 3 - Seven Times  
**Doubles:** 2 - USA (May 4, 2012)  
**Triples:** 1 - UAPB (May 8, 2012)  
**HR:** 1 - Twice  
**RBI:** 3 - Twice  
**Runs:** 4 - FIU (May 26, 2012)  
**Assists:** 6 - Three Times

**SENIOR SEASON (2013):** Redshirted due to preseason injury.

**JUNIOR SEASON (2012):** Played in 47 games, while earning 30 starts...hits .277 with 22 runs and 33 hits...had eight doubles, one triple and one home run...drove in 13 runs and stole one base...have eight multi-hit games and two multi RBI games...has reached base in 22 straight games entering the 2013 season.

**SOPHOMORE SEASON (2011):** Played in 52 games, drawing 46 starts...hit .260 with 30 runs scored on 47 hits...had six doubles and one home run...drove in 24 runs...was 4/5 on stolen base attempts...had 13 multiple-hit games...notched five multiple-RBI games...brings a four-game hit streak into the 2012 season...reached base in 18 consecutive games...had three hits in three games...all against SBC opponents.

**FRESHMAN SEASON (2010):** Played in 33 games starting in 22 as a freshman mostly at third base...batted .239 with 21 hits, 12 runs scored and six RBI...had three multiple hit games including going 3-5 against IPFW.

**HIGH SCHOOL:** Named first-team All-Southwest Conference following his senior season at Edwardsville High School...earned the Alton-Telegraph All-Area first-team shortstop honors, was named to the 2009 St. Louis Post-Dispatch honorable mention team and was selected to play in the MEDCA All-Star game...hit .453 his senior year with 17 doubles, two triples and two home runs...coached by Tim Funkhouser and teammate of ASU junior outfielder Todd Baumgartner...named to the EHS honor roll.

**PERSONAL:** Born January 25, 1991 ... son of Lawrence and Chris Maggio...enjoys playing golf.

	AVG	GP-GS	AB	R	H	2B	3B	HR	RBI	TB	SLG%	BB	HP	SO	OB%	SB-AT
2010	.239	33-22	88	12	21	1	0	0	6	22	.250	9	10	20	.370	1-3
2011	.260	52-46	181	30	47	6	0	1	24	56	.309	21	6	24	.354	4-5
2012	.277	47-30	119	22	33	8	1	1	13	46	.387	17	2	9	.374	1-1
<b>Totals</b>	<b>.260</b>	<b>132-98</b>	<b>388</b>	<b>64</b>	<b>101</b>	<b>15</b>	<b>1</b>	<b>2</b>	<b>43</b>	<b>124</b>	<b>.320</b>	<b>47</b>	<b>18</b>	<b>53</b>	<b>.364</b>	<b>6-9</b>



# A-STATE BASEBALL

**JUNIOR SEASON (2013):** Made 16 appearances with eight starts ... had an 0-2 record on the season ... the eight starts were the third most on the team ... struck out 36 batters and had an ERA of 3.38 ... pitched a career high seven innings against Middle Tennessee on Apr. 28 ... also recorded a career high seven strikeouts against Missouri on Mar. 19 ... struck out 15 batters looking, the third most on the team.


**SOPHOMORE SEASON (2012):** Made 11 appearances including six starts ... struck out 11 in 27.1 innings of work ... tied a career high with five innings pitched against Memphis on April 12 ... also recorded a career high four strikeouts against the Tigers.

**FRESHMAN SEASON (2011):** Made six appearances on the mound as a true freshman, working 15.0 innings...struck out six while giving up 12 earned runs on the year...started five games...faced a career-high 22 batters in a career-high 5.0 innings against SIU-Edwardsville March 30...had an ERA of 7.20.

**HIGH SCHOOL:** Earned all-state and all-conference honors in 2009 at Mountain Home High School...also earned all-conference honors in 2010 and was named JV pitcher of the year in 2007.

**PERSONAL:** Born November 13, 1991 ... son of Darla Woodhouse.

	ERA	W-L	AP	GS	CG	SV	IP	H	R	ER	BB	SO	BF	AVG	WP	HB
2011	7.20	0-1	6	5	0	0	15.0	21	14	12	7	6	73	.328	1	0
2012	4.94	1-2	11	6	0	0	27.1	32	16	15	10	11	121	.302	1	1
2013	3.38	0-2	16	8	0	0	53.1	49	24	20	11	36	222	.247	1	7
<b>Totals</b>	<b>4.42</b>	<b>1-5</b>	<b>33</b>	<b>19</b>	<b>0</b>	<b>0</b>	<b>95.2</b>	<b>102</b>	<b>54</b>	<b>47</b>	<b>28</b>	<b>53</b>	<b>416</b>	<b>.277</b>	<b>3</b>	<b>8</b>



## Cody Woodhouse

RETURNING PLAYERS

**Pitcher - Senior - 3L**  
**6-5 - 190 - R/R**  
**Mt. Home, Arkansas**  
**Mt. Home HS**

### WOODHOUSE CAREER HIGHS


**IP:** 7 - MTSU (April 28, 2013)  
**Strikeouts:** 7 - Mizzo (March 19, 2013)  
**BF:** 26 - Troy (May 26, 2013)  
**FC:** 3 - Mizzo (March 19, 2013)  
**Assists:** 4 - Four Times





# A-STATE BASEBALL

20



## Morgan Croft

RETURNING PLAYERS

**Pitcher - RS-Senior - 1L**  
**6-0 - 225 - R/R**  
**Broken Arrow, Okla.**  
**E. Okla. St. College**

### CROFT CAREER HIGHS

**IP:** 3 - FIU (May 12, 2012)  
**Strikeouts:** 4 - Memphis (April 12, 2012)  
**BF:** 13 - Mo. St. (April 4, 2012)  
**FC:** 1 - ULL (March 25, 2012)  
**Assists:** 1 - ULL (March 25, 2012)

**SENIOR SEASON (2013):** Appeared in three games before suffering a season ending arm injury ... had three strikeouts and a 3.00 ERA before his season came to an end ... received a medical redshirt.

**JUNIOR SEASON (2012):** Appeared in 19 games and had a 4-1 and a 6.85 ERA..his four wins were tied for second most on the team...had 24 strikeouts and held batters to a .241 batting average...allowed 22 hits in 23.2 innings of work.

**HIGH SCHOOL:** Four-year starting pitcher at Broken Arrow High School... earned All-Conference and All-Metro honors...pitched in East-West Oklahoma All-Star game...2008 Wendy's Heisman Trophy Candidate.

**PERSONAL:** Born May 2, 1991 ... majoring in Business...parents are Cindy and John Croft.

	ERA	W-L	AP	GS	CG	SV	IP	H	R	ER	BB	SO	BF	AVG	WP	HB
2012	6.85	4-1	19	0	0	0	23.2	22	20	19	11	24	105	.242	2	1
2013	3.00	0-0	3	0	0	0	3.0	3	1	1	1	3	13	.250	0	0
<b>Totals</b>	<b>6.41</b>	<b>4-1</b>	<b>22</b>	<b>0</b>	<b>0</b>	<b>0</b>	<b>26.2</b>	<b>25</b>	<b>21</b>	<b>19</b>	<b>12</b>	<b>27</b>	<b>118</b>	<b>.243</b>	<b>2</b>	<b>2</b>



# A-STATE BASEBALL

**JUNIOR SEASON (2013):** Appeared in 14 games and made 13 starts, the second most on the team ... had a 5-2 record on the year and the second most wins of any pitcher ... had a 4.33 ERA and career best 78 strikeouts on the season ... tossed a career-high seven innings twice on the year with first coming on April 7 against Western Kentucky and then against on April 20 against Louisiana-Monroe ... struck out a career-high 12 batters on April 7 against Western Kentucky ... he also retired 18 straight at one point in the game ... his .243 opposing batting average with the eighth best in the league ... his 78 strikeouts were the ninth most in the Sun Belt Conference ... he struck out 29 batters looking, the fifth most in the league.


**SOPHOMRE SEASON (2012):** Appeared in 17 games and made three starts...had an 8.29 ERA with 32 strikeouts...tossed a career best six innings against Evansville on Feb. 25...also had a career high five strikeouts in the game.

**FRESHMAN SEASON (2011):** Made 15 appearances, drawing one start...posted an ERA of 6.75 as a true freshman... worked 18.2 innings, striking out 22 batters...issued eight walks...struck out four in 2.2 innings against ULM April 9...earned two saves.

**HIGH SCHOOL:** Pitched four years at Woodlawn High School in Pine Bluff, Ark...was named a Pre Season Under Armour All-American prior to the start of his senior season...pitched 69 innings with 113 strikeouts for a 1.12 ERA as a junior while putting together a 12-2 record which included two no hitters...named all-state as a junior...also played basketball.

**PERSONAL:** Born September 12, 1992 ... majoring in Computer Science at Arkansas State...son of Keith and Cindi Wallace.

	ERA	W-L	AP	GS	CG	SV	IP	H	R	ER	BB	SO	BF	AVG	WP	HB
2011	6.75	0-0	15	1	0	2	18.2	20	15	14	8	22	87	.286	4	5
2012	8.29	3-1	17	3	0	1	33.2	50	32	31	15	32	168	.347	7	6
2013	4.33	5-2	14	13	0	0	70.2	65	38	34	25	78	310	.243	6	8
<b>Totals</b>	<b>5.78</b>	<b>8-3</b>	<b>46</b>	<b>17</b>	<b>0</b>	<b>3</b>	<b>123.0</b>	<b>135</b>	<b>85</b>	<b>79</b>	<b>48</b>	<b>132</b>	<b>565</b>	<b>.281</b>	<b>17</b>	<b>19</b>



## Bradley Wallace

RETURNING PLAYERS

**Pitcher - Senior - 3L**  
**6-2 - 175 - R/R**  
**Rison, Arkansas**  
**Woodlawn HS**

### WALLACE CAREER HIGHS

**IP:** 7 - Twice  
**Strikeouts:** 12 - WKU (April 7, 2013)  
**BF:** 28 - Three Times  
**FC:** 3 - Three Times  
**Assists:** 4 - Four Times

# A-STATE BASEBALL



## Zach George

RETURNING PLAYERS

**Infielder - RS-Junior - 2L**  
**6-0 - 200 - S/R**  
**Paragould, Arkansas**  
**Greene County Tech HS**

### GEORGE CAREER HIGHS

**Hits:** 3 - Eight Times  
**Doubles:** 1 - 18 Times  
**Triples:** 1 - Three Times  
**HR:** 1 - Eight Times  
**RBI:** 4 - ULL (March 27, 2011)  
**Runs:** 3 - Three Times  
**Assists:** 6 - Evansville (Feb. 26, 2012)

**JUNIOR SEASON (2013):** Played in the season's first nine games before suffering a season-ending knee injury ... had 11 hits and five RBIs and a .333 batting average at the time of the injury ... received a medical redshirt.

**SOPHOMORE SEASON (2012):** Played in 53 games, while starting in 52...ranked fourth on the team with 54 hits and was second with 46 runs scored...hit .270 with three stolen bases and had six home runs which was second most on the squad...had multiple hits in 18 games and enjoyed a six game hit streak...also reached base in 17 straight games in 2012.

**FRESHMAN SEASON (2011):** Played in 49 games as a true freshman, starting in 41...hit .281...had 45 hits and scored 22 runs...had six doubles and one home run...drove in 24 runs...was 4/6 on stolen base attempts...logged 12 multiple-hit games...had four multiple-RBI games...is currently riding an eight-game hit streak heading into the 2012 season and has reached base in nine consecutive games...scored three runs against FIU in SBC Tournament...had three hits against ULL, Ole Miss and FIU.

**HIGH SCHOOL:** Played high school baseball at Greene County Tech where he was named All-State in 2007, 2008 and 2009...was named best under the Sun Newcomer of the Year by the Jonesboro Sun...also played basketball at Greene County Tech.

**PERSONAL:** Born July 16, 1992 ... son of Cindy and Eddie George.

	AVG	GP-GS	AB	R	H	2B	3B	HR	RBI	TB	SLG%	BB	HP	SO	OB%	SB-AT
2011	.281	49-41	160	22	45	6	0	1	24	54	.338	34	0	28	.405	4-6
2012	.270	53-52	200	46	54	10	2	6	41	86	.430	36	3	20	.384	3-5
2013	.333	9-9	33	12	11	2	1	1	5	18	.545	11	2	3	.522	1-2
Totals	.280	111-102	393	80	110	18	3	8	70	158	.402	81	5	51	.406	8-13



# A-STATE BASEBALL


**SOPHOMORE SEASON (2013):** Played in 47 games and made 33 starts on the season ... had a .202 batting average with 26 hits, three home runs and 16 RBIs ... finished fourth on the team in doubles with 10, fourth in sacrifice bunts with six ... tied for the second most home runs on the team with three ... had a single-game career-high two home runs and nine total bases against South Alabama on April 13 ... caught two base runners trying to steal on February 19 at Memphis and then accomplished the same feat against the Tigers on April 30 in Jonesboro ... had a team season-high 17 putouts against Bradley on Feb. 15.

**FRESHMAN SEASON (2012):** Appeared in 43 games and earned 34 starts...hit .250 with 29 hits, two home runs and 19 RBIs...had 11 2-out RBIs on the season and accounted for 235 putouts on the year...had a .405 slugging percentage and a .355 on-base percentage.

**HIGH SCHOOL:** Earned Class 7A All-Conference honors four consecutive years at Benton ... a member of the Team USA Midwest Region team in 2009.

**PERSONAL:** Born August 21, 1992 ... parents are Debby and Larry Levy...last name is pronounced LEE-vy

	AVG	GP-GS	AB	R	H	2B	3B	HR	RBI	TB	SLG%	BB	HP	SO	OB%	SB-AT
2012	.250	43-34	116	22	29	8	2	2	19	47	.405	16	4	33	.355	2-3
2013	.202	47-33	129	10	26	10	0	3	16	45	.349	11	1	30	.266	0-0
<b>Totals</b>	<b>.224</b>	<b>90-67</b>	<b>245</b>	<b>32</b>	<b>55</b>	<b>18</b>	<b>2</b>	<b>5</b>	<b>35</b>	<b>92</b>	<b>.376</b>	<b>27</b>	<b>5</b>	<b>62</b>	<b>.310</b>	<b>203</b>



## Stuart Levy

**Catcher - Junior - 2L**  
**6-2 - 185 - R/R**  
**Little Rock, Arkansas**  
**Benton HS**

RETURNING PLAYERS


### LEVY CAREER HIGHS

- Hits:** 3 - Five Times
- Doubles:** 1 - 18 Times
- Triples:** 1 - Twice
- HR:** 2 - USA (April 13, 2013)
- RBI:** 4 - FIU (May 26, 2013)
- Run:** 3 - Twice
- Assists:** 4 - Bradley (Feb. 18, 2013)
- Runner CS:** 2 - Twice



# A-STATE BASEBALL

10



## Kaleb Brown

RETURNING PLAYERS

**Outfielder - RS-Junior - 2L**  
**5-10 - 160 - R/R**  
**Jonesboro, Arkansas**  
**Valley View HS**

### BROWN CAREER HIGHS

**Hits:** 3 - Three Times  
**Doubles:** 1 - Six Times  
**Triples:** 1 - Twice  
**RBI:** 2 - Twice  
**Run:** 2 - Three Times  
**Assists:** 1 - Three Times

**REDSHIRT SOPHOMORE SEASON (2013):** Played in 47 games and made 21 starts on the season ... had a .262 batting average on the year with 22 hits and seven RBIs ... had a .286 slugging percentage and a .315 on-base percentage ... tied for second on the team with eight sacrifice bunts ... enjoyed a six game hitting streak in the middle of the season ... tied a career-high with three hits against Bradley on February 15 and again against Louisiana-Monroe on April 19 ... tied a career-high with two RBIs against Bradley on February 17.

**REDSHIRT FRESHMAN SEASON (2012):** Played in 48 games and made 20 starts...hit .264 with 24 hits and 11 RBIs...had a .352 slugging percentage and .352 on-base percentage...was second on the team with three stolen bases...had a six game hit streak and will bring a three-game hit streak into the 2013 season.

**FRESHMAN SEASON (2011):** Redshirted.

**HIGH SCHOOL:** Played all four years at Valley View High School in Jonesboro, Ark...earned All-State honors as a senior and All-Tournament honors at the state tournament as a junior.

**PERSONAL:** Exercise Science major at Arkansas State...son of Kim and Skip Carter and Jerry and Tammy Brown.

	AVG	GP-GS	AB	R	H	2B	3B	HR	RBI	TB	SLG%	BB	HP	SO	OB%	SB-AT
2012	.264	48-20	91	13	24	4	2	0	11	32	.352	11	2	18	.352	3-5
2013	.262	47-21	84	11	22	2	0	0	7	24	.286	3	4	17	.315	3-4
Totals	.263	95-41	175	24	46	6	2	0	18	56	.320	14	6	35	.335	6-9



# A-STATE BASEBALL


**SOPHOMORE SEASON (2013):** Appeared in 17 game and made seven starts, which was the fourth most starts on the team had a 2-5 record on the year ... struck out 42 batters in 49 innings of work ... had a career-high seven innings pitched against Alabama-Birmingham on March 9 ... struck out a career-high seven against Florida Atlantic on March 23 ... his 19 appearances where the third most on the team ... his 42 strikeouts the fifth most on the team.

**FRESHMAN SEASON (2012):** Appeared in 17 games and made two starts...gave up 26 hits and 14 runs in 18.2 innings of work...struck out nine batters and walked just seven on the year.

**HIGH SCHOOL:** Played four seasons at Bartlett High School in Memphis.

**PERSONAL:** Bron February 28, 1993 ...parents are Amy and Mark Hawkins.

	ERA	W-L	AP	GS	CG	SV	IP	H	R	ER	BB	SO	BF	AVG	WP	HB
2012	6.75	2-2	17	2	0	0	18.2	26	14	14	7	9	92	.329	3	4
2013	6.24	2-5	19	7	0	0	49.0	60	37	34	29	41	236	.306	3	3
<b>Totals</b>	<b>6.38</b>	<b>4-7</b>	<b>36</b>	<b>9</b>	<b>0</b>	<b>0</b>	<b>67.2</b>	<b>86</b>	<b>51</b>	<b>48</b>	<b>36</b>	<b>51</b>	<b>328</b>	<b>.313</b>	<b>6</b>	<b>7</b>



## Chandler Hawkins

RETURNING PLAYERS

**Pitcher - Junior - 2L**  
**6-1 - 170 - L/L**  
**Memphis, Tennessee**  
**Bartlett HS**


### HAWKINS CAREER HIGHS

**IP:** 7 - UAB (March 9, 2013)  
**Strikeouts:** 7 - FAU (March 23, 2013)  
**BF:** 28 - Twice  
**FC:** 3 - WKU (April 6, 2013)  
**Assists:** 3 - WKU (April 6, 2013)



# A-STATE BASEBALL

21



## Jon Glidewell

RETURNING PLAYERS

**Pitcher - RS-Junior - 2L**  
**6-3 - 180 - R/L**  
**Wentzville, Missouri**  
**Timberland HS**

### GLIDEWELL CAREER HIGHS

**IP:** 7 - UAB (March 9, 2013)  
**Strikeouts:** 7 - FAU (March 23, 2013)  
**BF:** 28 - Twice  
**FC:** 3 - WKU (April 6, 2013)  
**Assists:** 3 - WKU (April 6, 2013)

**JUNIOR SEASON (2013):** Redshirted due to injury.

**SOPHOMORE SEASON (2012):** Appeared in four games and finished with a 6.75 ERA...gave up five hits and three runs...struckout five on the year.

**FRESHMAN SEASON (2011):** Made four appearances on the mound working 3.0 innings...recorded two strikeouts...posted an ERA of 9.00...faced a season-high 10 batters against Ole Miss Feb. 23.

**HIGH SCHOOL:** Earned all-conference honors as a junior and senior at Timberland High School in St. Charles, Mo...earned all-state honors as a senior when he worked to a 7-1 record and a 1.86 ERA...also named an all-area pitcher by ESPN Rise Magazine...worked to a 5-2 record including a 3-0 mark in conference play for a 1.52 ERA as a junior including pitching a complete game shutout against the defending state champions in district semifinals.

**PERSONAL:** Undecided on collegiate major...son of Rick and Pam Glidewell...played Summer League ball with the St. Louis Gamers.

	ERA	W-L	AP	GS	CG	SV	IP	H	R	ER	BB	SO	BF	AVG	WP	HB
2012	6.75	0-0	4	0	0	0	4.0	5	3	3	3	5	20	.313	1	0
<b>Totals</b>	<b>6.75</b>	<b>0-0</b>	<b>4</b>	<b>0</b>	<b>0</b>	<b>0</b>	<b>4.0</b>	<b>5</b>	<b>3</b>	<b>3</b>	<b>3</b>	<b>5</b>	<b>20</b>	<b>.313</b>	<b>1</b>	<b>0</b>

# A-STATE BASEBALL


**SOPHOMORE SEASON (2013):** Played and 55 games and made 49 starts ... finished fourth on the team with a .267 batting average ... his 31 RBIs were the second most on the team ... had a .372 slugging percentage was fourth best on the squad ... tied for second on the team with three home runs on the year ... finished third in total bases on the team with 71 ... tied the school record for most home runs in a game with three against UALR on March 16 ... he became just third player to hit three home runs in a game in A-State history ... he also tied the school record for most total bases in a game with 16 in the game ... he had a career-high hits against agaisnt Middle Tennessee on April 28 and was just one hit away from tying the school record for most hits in a game.

**FRESHMAN SEASON (2012):** Played in 35 games and had 31 starts in the outfield...finished with a .327 batting average, 15 RBIs and a .430 slugging percentage...had an eight game hit streak during the season...had five multi RBI games...drove in a career high three RBIs against Northern Illinois on March 10.

**HIGH SCHOOL:** Hit .480 his senior season with 10 home runs and 38 RBIs...earned All-State honors in both junior and senior seasons.

**PERSONAL:** Born July 25, 1992 ... majoring in Business....parents are Donna and David Massanelli.

	AVG	GP-GS	AB	R	H	2B	3B	HR	RBI	TB	SLG%	BB	HP	SO	OB%	SB-AT
2012	.327	35-31	107	18	35	8	0	1	15	46	.430	13	0	24	.393	0-0
2013	.267	55-49	191	23	51	9	1	3	31	71	.372	22	6	61	.357	5-7
<b>Totals</b>	<b>.289</b>	<b>90-80</b>	<b>298</b>	<b>41</b>	<b>86</b>	<b>17</b>	<b>1</b>	<b>4</b>	<b>46</b>	<b>117</b>	<b>.393</b>	<b>35</b>	<b>6</b>	<b>85</b>	<b>.370</b>	<b>5-7</b>



## Collin Massanelli

**Outfielder - Junior - 2L**  
**6-0 - 190 - L/R**  
**Pine Bluff, Arkansas**  
**Watson Chapel HS**

RETURNING PLAYERS

### MASSANELLI CAREER HIGHS

- Hits:** 5 - MTSU (April 28, 2013)
- Doubles:** 1 - 17 Times
- Triples:** 1 - UTM (March 5, 2013)
- HR** 3 - UALR (March 16, 2013)
- RBI:** 4 - Twice
- Runs:** 4 - Troy (May 12, 2013)
- Assists:** 1 - ULL (March 23, 2012)





# A-STATE BASEBALL



6

## Austin Baker

RETURNING PLAYERS

**Outfielder - Soph. - 1L**  
**5-11 - 180 - L/R**  
**Montesano, Washington**  
**Montesano HS**

### BAKER CAREER HIGHS

**Hits:** 3 - Bradley (Feb. 16, 2013)  
**Doubles:** 1 - Four Times  
**Triples:** 1 - W. Ill. (Feb. 23, 2013)  
**HR:** 1 - Three Times  
**RBI:** 3 - Bradley (Feb. 16, 2013)  
**Run:** 3 - MT (April 28, 2013)  
**Assists:** 1 - Three Times

**FRESHMAN (2013):** Played in 43 games and made 28 starts ... had a .207 batting average with four doubles and 14 RBIs on the season ... tied for second on the team with three home runs on the year ... scored a season-high three runs against Middle Tennessee on April 28 ... had a season-high three hits and three RBIs against Bradley on February 16 ... hit a home run on the first pitcher he saw in first collegiate at-bat ... he went 3-for-3 in the game and was a just a triple away from the cycle ... tied the school record for most walks in a game with four walks in a game on April 19 at Louisiana-Monroe.

**HIGH SCHOOL:** Earned Silver Slugger Award, team MVP, and was a team captain in 2011 and 2012 for the Montesano High School Bulldogs ... All-League OF in 2011 and League MVP in 2012 ... All-Academic Award from 2009-2012 ... Played under head coach Mike Bruner ... Batted .458 with 12 doubles, five triples, five home runs, 35 RBI, and a .587 OBP in junior season ... Batted .493 with 34 hits, eight doubles, two triples, 27 RBI, and .581 OBP in senior season ... Also played football and basketball in high school ... Member of S.U.R.E. Club and ASB Representative.

**PERSONAL:** Born March 30, 1994 ... majoring in Sports Management ... son of Ted and Sheila Baker and has one sister named Devyn ... enjoys snowboarding and motocross.

	AVG	GP-GS	AB	R	H	2B	3B	HR	RBI	TB	SLG%	BB	HP	SO	OB%	SB-AT
2013	.207	43-28	111	18	23	4	1	3	14	38	.342	18	1	36	.323	0-1
Totals	.207	43-28	111	18	23	4	1	3	14	38	.342	18	1	36	.323	0-1




# A-STATE BASEBALL

**FRESHMAN SEASON (2013):** Appeared in 12 games and made two starts on the season ... finished with a 2-2 record .... recorded 25 strikeouts with a 7.23 ERA ... struck out a season-high five on April 30 against Memphis ... picked up his first career-win on April 2 against Southeast Missouri State ... made his first career start against Ole Miss on April 23 ... missed the first half of the season due to injury.

**HIGH SCHOOL:** Member of 2009 State Runner-Ups and 2012 team that made the state semi-finals at Tipton-Rosemark Academy in Millington, TN ... Made All-State for the Rebels.

**PERSONAL:** Born October 21, 1993 ... son of Jeanine and Keith Owen and has a sister named Kellie ... enjoys fishing.

	ERA	W-L	AP	GS	CG	SV	IP	H	R	ER	BB	SO	BF	AVG	WP	HB
2013	7.23	2-2	12	2	0	0	23.2	23	20	19	15	25	111	.253	2	3
<b>Totals</b>	<b>7.23</b>	<b>2-2</b>	<b>12</b>	<b>2</b>	<b>0</b>	<b>0</b>	<b>23.2</b>	<b>23</b>	<b>20</b>	<b>19</b>	<b>15</b>	<b>25</b>	<b>111</b>	<b>.253</b>	<b>2</b>	<b>3</b>



## David Owen

**Pitcher - Soph. - 1L**  
**6-0 - 190 - R/R**  
**Millington, Tennessee**  
**Tipton-Rosemark**


RETURNING PLAYERS

### OWEN CAREER HIGHS

**IP:** 5 - Troy (May 12, 2013)  
**Strikeouts:** 5 - Memp. (April 30, 2013)  
**BF:** 22 - Troy (May 12, 2013)  
**FC:** 2 - Troy (May 12, 2013)  
**Assists:** 2 - Troy (May 12, 2013)



# A-STATE BASEBALL



19

## Kevin Fitzpatrick

**Outfielder - Soph. - 1L**  
**6-3 - 190 - R/R**  
**Red Banks, Mississippi**  
**Marshall Academy**

TABLE OF CONTENTS

### FITZPATRICK CAREER HIGHS

- Hits:** 4 - FAU (May 25, 2013)
- Doubles:** 1 - Four Times
- Triples:** 1 - Twice
- HR:** 1 - Troy (May 12, 2013)
- RBI:** 4 - Troy (May 12, 2013)
- Run:** 4 - Troy (May 12, 2013)
- Assists:** 5 - WKU (May 23, 2013)

**FRESHMAN (2013):** Played 45 games with 29 starts ... had a .283 batting average with 36 hits and 15 RBIs ... tied for the team lead in triples with two on the season ... tied for second on the team with the most steals with five ... split time between the outfield and second base ... had a season-high four hits against FAU on May 25 ... scored a season-high four runs and drove in four RBIs against Troy on May 12 which tied for team-high in both categories ... hit his only home run of the season against Troy on May 12 ... had five putouts against Ole Miss on May 27 ... recorded a season best five assists against Western Kentucky on May 23 ... stole two bases against Louisiana-Lafayette on May 5, which tied for team season-high in the category.

**HIGH SCHOOL:** Was a member of the All-Conference team four times, All-State three times, team MVP three times, and team captain twice while playing at Marshall Academy in Holly Springs, Miss. ... hit .430 with four home runs and was successful on 32 of 33 stolen base attempts during junior season ... hit three home runs and stole 30 bases on 31 attempts during senior campaign ... won offensive MVP, Pitcher of the Year, and Rookie of the Year during high school career ... also participated in basketball, football, and track all four years ... won state in long jump and triple jump, won state in basketball junior and senior seasons, and first three-time All-State winner at Marshall Academy ... also a member of FFA and Science Club.

**PERSONAL:** Born October 30, 1993 ... son of Alvin Pritchard and Felecia Fitzpatrick ... enjoys playing all sports.

	AVG	GP-GS	AB	R	H	2B	3B	HR	RBI	TB	SLG%	BB	HP	SO	OB%	SB-AT
2013	.283	45-29	127	20	36	4	2	1	15	47	.370	5	2	25	.321	5-7
Totals	.283	45-29	127	20	36	4	2	1	15	47	.370	5	2	25	.321	5-7




# A-STATE BASEBALL

**FRESHMAN SEASON (2013):** Appeared in 17 games and made four starts ... had a 1-0 record ... recorded 30 strikeouts and finished the year with a 6.48 ERA ... had a single season high five strikeouts in four innings of work against Bradley on February 17 ... he also picked up his first career win on February 17 ... picked up his first career save on March 13 against Missouri State.

**HIGH SCHOOL:** Earned All-Bootheel Conference, All-Semo Conference, and All-District at Kennett High School from 2010 to 2012 under coach Aaron New ... Semo Conference Player of the Year and All-State in 2011 ... Started all four years ... Hit .531 with 43 hits, nine doubles, six home runs, 41 RBI, 13 stolen bases, and a .602 OBP in junior season ... Also pitched to a 6-0 record with a 1.56 ERA and struck out 52 batters in 36 innings pitched during junior campaign ... Hit .364 with 11 doubles and three home runs while going 7-1 with a 1.42 ERA and struck out 86 batters in 54 and 1/3 innings pitched during senior season ... Also played basketball and football and was a 2012 All-State selection in basketball ... Vice President of Student Council, member of Key Club, K Club, and FBLA.

**PERSONAL:** Born June 1, 1993 ... majoring in Accounting ... son of Beth and Keith Grantham and has one sister named Anna ... enjoys sports and hunting.

	ERA	W-L	AP	GS	CG	SV	IP	H	R	ER	BB	SO	BF	AVG	WP	HB
2013	6.48	1-0	17	4	0	1	25.0	28	19	18	16	30	119	.305	3	3
Totals	6.48	1-0	17	4	0	1	25.0	28	19	18	16	30	119	.305	3	3



## Adam Grantham

RETURNING PLAYERS

**Pitcher - Soph. - 1L**  
**6-2 - 195 - R/R**  
**Kennett, Missouri**  
**Kennett HS**


### GRANTHAM CAREER HIGHS

**IP:** 4 - Bradley (Feb. 17, 2013)  
**Strikeouts:** 5 - Twice  
**BF:** 17 - W. Ill. (Feb. 24, 2013)  
**FC:** 1 - Six Times  
**Assists:** 1 - Three Times



# A-STATE BASEBALL

30



## Derek Birginske

RETURNING PLAYERS

**Pitcher - Soph. - 1L**  
**6-0 - 190 - R/R**  
**Russellville, Arkansas**  
**Russellville HS**

### BIRGINSKE CAREER HIGHS

**IP:** 5 - Mo. St (March 12, 2013)  
**Strikeouts:** 6 - Mo. St (March 12, 2013)  
**BF:** 22 - Mizzo (March 19, 2013)  
**FC:** 3 - FAU (May 25, 2013)  
**Assists:** 2 - Mizzo (March 19, 2013)  
**Hits:** 1 - Four Times  
**Doubles:** 1 - WKU, May 24, 2013  
**Triples:** 1 - WKU, May 23, 2013  
**RBI:** 2 - WKU, May 23, 2013  
**Run:** 1 - WKU, May 23, 2013

**FRESHMAN SEASON (2013):** Made 10 pitching appearances and made three starts ... had a 1-2 record ... finished with a 5.00 ERA and 14 strikeouts ... help opponents to a .242 batting average ... also made eight starts in the field and appeared in 15 games either a designated hitter, pinch hitter or outfielder ... started all four games in the Sun Belt Conference Tournament in left field ... had a double, triple and three RBIs during the tournament ... served as the team's representative in the SBC Home Run Derby ... drove in two RBIs against Western Kentucky in the SBC Tournament ... made his first career start on the mound against Missouri State on March 12 ... also struck out a season high six batters against the Bears.

**HIGH SCHOOL:** Hit 38 home runs during high school career at Russellville High School ... Went 5-3 with a 1.95 ERA and 85 strikeouts during junior campaign ... During senior season went 7-1 on the mound with eight complete games with a 0.51 ERA and 74 strikeouts ... Won All-Conference and All-State honors from 2010 to 2012.

**PERSONAL:** Born November 5, 1993 ... son of Todd and Lisa Birginske ... has a brother Patrick, and two sisters named Kayla and Carlee ... played in Orlando, Fla. as part of the Central Arkansas Express at the Elite 24 tournament.

	ERA	W-L	AP	GS	CG	SV	IP	H	R	ER	BB	SO	BF	AVG	WP	HB
2013	5.00	1-2	10	3	0	0	18.0	15	12	10	8	14	81	.242	1	2
<b>Totals</b>	<b>5.00</b>	<b>1-2</b>	<b>10</b>	<b>3</b>	<b>0</b>	<b>0</b>	<b>18.0</b>	<b>15</b>	<b>12</b>	<b>10</b>	<b>8</b>	<b>14</b>	<b>81</b>	<b>.242</b>	<b>1</b>	<b>2</b>

	AVG	GP-GS	AB	R	H	2B	3B	HR	RBI	TB	SLG%	BB	HP	SO	OB%	SB-AT
2013	.121	15-8	33	1	4	1	1	0	3	7	.212	4	0	8	.216	0-0
<b>Totals</b>	<b>.121</b>	<b>15-8</b>	<b>33</b>	<b>1</b>	<b>4</b>	<b>1</b>	<b>1</b>	<b>0</b>	<b>3</b>	<b>7</b>	<b>.212</b>	<b>4</b>	<b>0</b>	<b>8</b>	<b>.216</b>	<b>0-0</b>



# A-STATE BASEBALL

**FRESHMAN SEASON (2013):** Appeared in 17 games and made four starts ... had a 1-0 record ... recorded 30 strikeouts and finished the year with a 6.48 ERA ... had a single season high five strikeouts in four innings of work against Bradley on February 17 ... he also picked up his first career win on February 17 ... picked up his first career save on March 13 against Missouri State.

**HIGH SCHOOL:** Earned All-Bootheel Conference, All-Semo Conference, and All-District at Kennett High School from 2010 to 2012 under coach Aaron New ... Semo Conference Player of the Year and All-State in 2011 ... Started all four years ... Hit .531 with 43 hits, nine doubles, six home runs, 41 RBI, 13 stolen bases, and a .602 OBP in junior season ... Also pitched to a 6-0 record with a 1.56 ERA and struck out 52 batters in 36 innings pitched during junior campaign ... Hit .364 with 11 doubles and three home runs while going 7-1 with a 1.42 ERA and struck out 86 batters in 54 and 1/3 innings pitched during senior season ... Also played basketball and football and was a 2012 All-State selection in basketball ... Vice President of Student Council, member of Key Club, K Club, and FBLA.

**PERSONAL:** Born June 1, 1993 ... majoring in Accounting ... son of Beth and Keith Grantham and has one sister named Anna ... enjoys sports and hunting.

	ERA	W-L	AP	GS	CG	SV	IP	H	R	ER	BB	SO	BF	AVG	WP	HB
2013	2.70	2-0	18	0	0	2	26.2	18	10	8	10	32	109	.194	4	2
<b>Totals</b>	<b>2.70</b>	<b>2-0</b>	<b>18</b>	<b>0</b>	<b>0</b>	<b>2</b>	<b>26.2</b>	<b>18</b>	<b>10</b>	<b>8</b>	<b>10</b>	<b>32</b>	<b>109</b>	<b>.194</b>	<b>4</b>	<b>2</b>

	AVG	GP-GS	AB	R	H	2B	3B	HR	RBI	TB	SLG%	BB	HP	SO	OB%	SB-AT
2013	.143	24-14	63	4	9	4	0	1	3	16	.254	3	3	17	.217	0-0
<b>Totals</b>	<b>.143</b>	<b>24-14</b>	<b>63</b>	<b>4</b>	<b>9</b>	<b>4</b>	<b>0</b>	<b>1</b>	<b>3</b>	<b>16</b>	<b>.254</b>	<b>3</b>	<b>3</b>	<b>17</b>	<b>.217</b>	<b>0-0</b>



## Tanner Ring

**Pitcher - Soph. - 1L**  
**6-1 - 170 - R/R**  
**Batesville, Arkansas**  
**Batesville HS**

RETURNING PLAYERS

### RING CAREER HIGHS

- IP:** 3 - Twice
- Strikeouts:** 5 - Twice
- BF:** 13 - MT (April 28, 2013)
- FC:** 7 - USA (April 14, 2013)
- Assists:** 6 - USA (April 15, 2013)
- Hits:** 3 - SEMO (April 16, 2013)
- Doubles:** 1 - Four Times
- HR:** 1 - SEMO (April 16, 2013)
- RBI:** 2 - SEMO (April 16, 2013)
- Run:** 2 - ULL (May 4, 2013)





## Lucas Feddersen

**Infielder - Junior - TR**  
**5-10 - 180 - R/R**  
**Houston, Texas**  
**Crowder CC**  
**The Woodlands HS**

**PREVIOUS SCHOOL (CROWDER CC):** Played two seasons at Crowder Community College where hit .379 in his final season with 40 RBIs, 49 runs and 16 stolen bases ... drove in four RBIs twice in one game twice in 2012 with the first coming on Feb. 8 against Panola College and the second against Jefferson College on April 14 ... stole a season high three bases against St. Louis Community College on March 22 ... 2013 Recipient of the Bob Holtz award, which is given to the player that exemplifies the most tenacity, selflessness, perseverance, discipline, commitment and hard work.

**HIGH SCHOOL:** A four-year letter winner at the Woodlands High School in Woodlands, Texas ... played club baseball for the Houston Saint and Houston Hurricanes.

**PERSONAL:** Born Sept. 17, 1992 ... son of Ken and Maryann Feddersen ... has one older sister, Chloe ... majoring in Psychology/Social Work.



## Cody Jackson

**Pitcher - Junior - TR**  
**6-4 - 220 - R/R**  
**Hot Springs, Arkansas**  
**Crowder CC**  
**Lake Hamilton HS**

**PREVIOUS SCHOOL (CROWDER CC):** Played two seasons at Crowder Community College where he appeared in 12 games and had four wins in his final year ... he had one save and gave up just one run in 14.2 innings of work ... he finished the year with 20 strikeouts.

**HIGH SCHOOL:** A four-year letterman at Greenbrier High School ... won the 2010 state championship ... also played basketball in high school.

**PERSONAL:** Born Nov. 27, 1992 ... son of Mark Jackson and Karen Boyd ... majoring in Exercise Science.



## Tanner Gaines

**Pitcher - Junior - TR**  
**6-1 - 200 - R/R**  
**Baldwyn, Mississippi**  
**Northeast Mississippi CC**  
**Baldwyn HS**

**PREVIOUS SCHOOL (NORTHEAST MISSISSIPPI CC):** Appeared in 13 games and went 7-3 with a 1.96 ERA ... made three starts on the year and totaled 50 strikeouts.

**MISSISSIPPI STATE (2011):** Sat out the 2011 season as a redshirt ... played summer league baseball with the Tupelo 49ers, coached by Kirk Presley ... teamed with Bulldogs Will Cox and Brandon Woodruff on the team that finished second in the 2011 American Legion World Series in Shelby, North Carolina.

**HIGH SCHOOL:** Four-year starter and five-time letter-winner at Baldwyn High School ... paced the Bearcats with a .387 batting average in 2010, earning all-area honors and the team's batting award ... collected 34 hits with 30 RBI, nine doubles and four home runs, all team-highs ... compiled a 3-4 pitching record with a team-best 2.92 earned run average ... recorded 84 strikeouts in 48 innings of mound duty, registering four complete-games while holding opposing hitters to a .157 composite batting average ... honored as both a NEMCABB and a Crossroads Diamond Club All-Star ... hit .406 and compiled a 7-3 pitching mark with a 1.20 earned run average and 100 strikeouts as a junior en route to all-state, all-division, all-area and Jackson Clarion-Ledger Dandy Dozen honors in 2009 ... also lettered three years in basketball and two years in football.

**PERSONAL:** Born April 10, 1992 ... Son of Mitzi and Craig Gaines ... Majoring in secondary education.



## Ty Michelotti

**Outfielder - Junior - TR**  
**5-11 - 198 - L/L**  
**Memphis, Tennessee**  
**Southwest Tennessee CC**  
**Briarcrest Christian HS**

**PREVIOUS SCHOOL (SOUTHWEST TENNESSEE):** Played two seasons at Southwest Tennessee Community College where he was a two-time Second Team TCCAA All-Conference selection ... led the Saluqis in nearly offensive category in 2012 including batting average (.321), at-bats (184), runs scored (34), hits (59), home runs (4), runs batted in (25), total bases (87) and slugging average (.473). In conference play, Michelotti was even better, batting .360 with a .570 slugging average and .430 on-base average, and all-team highs.

**HIGH SCHOOL:** Prepped at Briarcrest Christian High School ... earned all-state tournament honors ... was a two-time Division II all-west region team selection.

**PERSONAL:** Born July 27, 1992 ... son of Tim and April Michelotti ... majoring in Exercise Science.





## J.C. Neighbors

**Pitcher - Junior - TR**  
**5-11 - 180 - L/L**  
**League City, Texas**  
**Blinn College**  
**Clear Springs HS**

**PREVIOUS SCHOOL (BLINN COLLEGE):** Attended Blinn College where he was both a pitcher and an outfielder ... hit .270 his freshman season ... as a sophomore he made 15 appearances on the mound all of which were in relief ... posted a 3.47 ERA in 23 1/3 innings pitched ... had 15 strikeouts and held batters to a .111 batting average.

**HIGH SCHOOL:** Prepped at Clear Springs High School in League City, Texas ... first-team all-district, all-county and all-region in 2011 ... led Clear Springs to the first round of the playoffs in 2011 ... also reached the regional finals as a swimmer in high school

**PERSONAL:** Born June 10, 1992 ... son of Karen Harris ... majoring in Kinesiology.



## Colton Kibler

**Pitcher - Junior - TR**  
**5-11 - 170 - R/R**  
**Jonesboro, Arkansas**  
**Garden City CC**  
**Piggott HS**

**PREVIOUS SCHOOL (GARDEN CITY CC):** Made an immediate impact as a freshman where he helped lead Garden City to the Jayhawk West Conference championship ... led the team with a 1.53 ERA, .818 WHIP and a .237 on-base percentage ... appeared in 17 games in his freshman campaign and did not take a loss ... allowed just four runs in 22 innings of work.

**HIGH SCHOOL:** Was a three-year letterman at Valley High School where he was a 2011 Class 4A All-State selection ... selected to play in the 2011 Arkansas Activates Association All-Star game ... helped lead Valley View to a conference and district championship in his senior season.

**PERSONAL:** Born July 25, 1993 ... son of Ryan and Kristal Kibler ... majoring in Business Management.



## Tanner Murray

**Catcher - Junior**  
5-11 - 170 - R/R  
Piggott, Arkansas  
Piggott HS

**HIGH SCHOOL:** Four-year letterwinner at Piggott ... hit seven home runs during his high school career and finished with two regional titles and two All-State selections.

**PERSONAL:** Son of Kevin and Johana Murray ... has three younger brothers, Logan, Ethan and Lane ... majoring in exercise science.



## Matt Burgess


**Infielder/Outfielder - Sophomore - TR**  
6-4 - 240 - L/L  
Greenbrier, Arkansas  
Crowder CC  
Greenbrier HS

**PREVIOUS SCHOOL (CROWDER CC):** Played two seasons at Crowder Community College where he hit .343 in his final season with three home runs and 49 RBIs ... he scored 43 runs and also stole five bases in his final year at the school ... hit two home runs in a game against Eastern Oklahoma State College and had eight RBIs in the game which earned him NJCAA Player of the Week honors.

**HIGH SCHOOL:** Was a three-year letterman at Greenbrier High School where he earned All-State honors his junior and senior seasons ... was a three-time All-Conference selection.

**PERSONAL:** Born Oct. 20, 1993 ... son of Dal and Loretta Burgess ... majoring in Exercise Science.

RETURNING PLAYERS



## Eric Wilcoxson

**Infielder - Freshman**  
**5-10 - 180 - R/R**  
**Walnut Ridge, Arkansas**  
**Walnut Ridge HS**

**HIGH SCHOOL:** Helped lead Walnut Ridge to the semifinals of the Class 2A Arkansas State baseball semifinals ... was a four-year all-conference player for the Bobcats ... earned All-State honors in three straight seasons ... selected to the Jonesboro Sun' "Best Under The Sun" all-area team in 2012 ... selected to participate in the 2013 Arkansas Activities Coaches All-Star Game ... also played football and basketball and was selected as an All-State running back ... was a Wendy's Heisman State Finalist.

**PERSONAL:** Born September 18, 1994 ... Son of Bill and Pam Wilcoxson ... major is undecided.



## Logan Dollins

**Infielder - RS-Freshman**  
**5-11 - 170 - R/R**  
**Kennett, Missouri**  
**Kennett HS**

**FRESHMAN SEASON (2013):** Redshirted.

**HIGH SCHOOL:** Earned All-Conference and All-Semo Conference at Kennett High School under coach Aaron New ... bootheel Conference Player of the Year in 2012 ... hit .425 with 10 doubles, three triples, five home runs, 33 RBI, and a .523 OBP in junior season ... hit .468 with 10 doubles, two home runs, 23 RBI, and a .593 OBP during senior campaign ... also played football and participated in choir.

**PERSONAL:** Born May 20, 1994 ... son of Jeff and Belinda Dollins and has one sister named Lauren ... Interests include hunting and sports.



## Hunter Schneider

**Catcher - RS-Freshman**  
**5-10 - 175 - R/R**  
**Atlanta, Georgia**  
**Dominion Christian HS**

**FRESHMAN SEASON (2013):** Redshirted.

**HIGH SCHOOL:** Earned All-Conference, All-Region, and Defensive MVP in 2011 and 2012 for the Dominion Christian High School Knights ... played under head coach Mark Tidwell ... Won the Coaches' Award in 2010 and Leadership Award in 2012 ... team captain in 2011 and 2012.

**PERSONAL:** Born September 3, 1993 ... majoring in Social Sciences (History Education).



## Bryan Ayers

**Pitcher - Freshman**  
**6-4 - 190 - R/R**  
**Vilonia, Arkansas**  
**Vilonia HS**

**HIGH SCHOOL:** Earned Arkansas 5A All-State and All-State Tournament team honors in as a senior ... selected to participate in the AAA Arkansas High School Coaches' All-Star game ... as a sophomore he hit .391 with six RBIs ... on the mound he struck out 10 in 6 2/3 innings of work ... as a junior he hit .396 with 20 RBI and two homeruns ... had 67 strikeouts in 38 2/3 innings ... finished the year with a 1.45 earned run average.

**PERSONAL:** Born January 24, 1995 ... son of Michael and Lisa Ayers ... majoring in Athletic Training.

RETURNING PLAYERS



## Coulton Lee

**Pitcher - Freshman**  
**6-1 - 205 - L/L**  
**Benton, Arkansas**  
**Benton HS**

**HIGH SCHOOL:** Prepped at Benton High School where he was a two-time 6A-South All-Conference selection ... was 6A All-State selection as a senior ... selected to participate in the AAA Coaches' All-Star game in 2013 ... also earned All-State honors as a junior ... participated in the Xtra Innings Classic and was named the Heartland Classic MVP.

**PERSONAL:** Born October 25, 1994 ... son of Bart and Carol Lee ... major is undecided.




## Tyler Hardie

**Catcher - Freshman**  
**6-0 - 205 - L/R**  
**Georgetown, Canada**  
**Christ The King**

**HIGH SCHOOL:** Prepped at Christ The King Catholic High School in Georgetown, Ontario ... originally signed with Cisco Community College in Texas ... played club baseball for the Ontario Blue Jays, which is considered one of the most elite programs in Canada ... ranked No. 19 over-all MLB prospect in Canada ... member of the 16-and-under Blue Jays squad that advanced to the Mickey Mantle World Series.

**PERSONAL:** Born September 27, 1995 ... son of Steve and Karen Hardie ... major is Criminology.



## J.D. Rainwater

**Infielder - Freshman**  
**6-2 - 235 - L/R**  
**Jonesboro, Arkansas**  
**Jonesboro HS**

**HIGH SCHOOL:** Won the Arkansas 6A State High School baseball championship as a senior ... was 6A All-State baseball selection in 2013 and selected to play in the AAA Coaches' All-Star Game ... a two-time All-State Tournament team selection ... honored by the The Sun Newspaper as the Northeast Arkansas Player of the Year in 2012.

**PERSONAL:** Born November 11, 1994 ... son of Tom and Valerie Rainwater ... major is undecided.



## Dalton Lovell

**Catcher - Freshman**  
**5-10 - 180 - R/R**  
**Harrison, Arkansas**  
**Harrison HS**

**HIGH SCHOOL:** Helped lead Harrison to the Class 5A Arkansas State baseball semifinals ... four-year letterwinner Harrison High School ... hit .478 his sophomore season while earning All-Conference and Goblin Player of the Year honors ... in his junior season he hit .476 and garnered his second straight Goblin Player of the Year award ... named as an All-Conference and All-State selection ... earned All-Conference, All-State and All-State Tournament team honors in his senior season ... participated in the Xtra Innings Classic and the University of Arizona All-American Tournament in Tucson, Ariz.

**PERSONAL:** Born August 3, 1994 ... son of Mike and Kim Lovell ... majoring in biology.



## Brett Nickle

**Infielder - Freshman**

**6-4 - 270 - L/L**

**Olathe, Texas**

**Olathe South HS**

**HIGH SCHOOL:** Selected as one of the top 20 high school baseball players in the state of Kansas by ESPNHS ... was also a nominee for the 2012 Kansas Gatorade High School Player of the Year award ... holds the Olathe High School single-season RBI (34) and home run (6) records ... ranks sixth in school history with a single-season batting average of .492 ... as a junior he was recognized as a Kansas City Star all-metro team honorable selection and earned all-Olathe baseball first team honors ... a two-time all-conference selection and was chosen to be on the Kansas City Royals 2012 Elite scout team.

**PERSONAL:** Born October 10, 1994 ... son of Pat and Pam Nickle ... plans to major in Physical Education or Sports Management.



## Tyler Zuber

**Pitcher- Freshman**


**5-10 - 185 - R/R**

**White Hall, Arkansas**

**White Hall HS**

**HIGH SCHOOL:** A standout pitcher at White Hall High School in White Hall, Ark., where he helped lead the Bulldogs to the 5A state championship during his junior season ... was an all-state, all-state tournament, and all-conference team selection as a junior ... earned all-tournament honors at the Billy Bock Classic and was chosen as an Xtra Innings All-Star ... during his junior season he finished with a 5-5 record in 59 2/3 innings on the mound ... compiled a 1.87 earned run average and struck out 72 batters ... at the plate he had a .333 batting average, had 14 RBI and had an on-base percentage of .451.

**PERSONAL:** June 16, 1995 ... son of John and Becky Zuber ... majoring in sports management.



## Kevin Garner

**Outfielder/Pitcher - Freshman**  
**5-11 - 180 - L/L**  
**Little Rock, Arkansas**  
**Little Rock HS**

**HIGH SCHOOL:** Earned All-Conference honors during his senior year at Little Rock Central ... had a .345 batting average with three home runs, 10 doubles and three triples ... helped lead his team to the 7A quarterfinals of the Arkansas state baseball tournament.

**PERSONAL:** Born Dec. 30, 1994 ... son of Jeff and Judy Garner ... major is undecided.



## Joe Schrimpf

**Infielder - Freshman**  
**5-10 - 190 - S/R**  
**St. Louis, Missouri**  
**Christian Brothers College HS**

**HIGH SCHOOL:** Attended Christian Brothers College High School in St. Louis, Mo., where hit .315 with a .421 on-base percentage and recorded eight doubles and one home run as a junior ... was a second-team All-Conference team selection as a junior ... as a freshman was named the Missouri State Freshman of the Year ... played both shortstop and catcher in high school.

**PERSONAL:** Born February 8, 1995 ... son of Bill and Tina Schrimpf ... majoring in Business/Sports Marketing.

NEWCOMERS



# A-STATE BASEBALL

## Arkansas State 2013 Results

Record: 28-31 Home: 16-14 Away: 10-15 Neutral: 2-2 Sun Belt: 12-18

Game date	Opposing team	Result	Score	r-h-e	r-h-e	Inns	Overall	Sun Belt	Pitcher of record	Attend	Time
Feb 15, 2013	BRADLEY	W	10-5	10-10-1	5-12-2	9	1-0-0	0-0-0	Wallace, B. (W 1-0)	375	3:00
Feb 16, 2013	BRADLEY	W	10-1	10-9-0	1-7-2	9	2-0-0	0-0-0	Wright, D. (W 1-0)	306	2:35
Feb 17, 2013	BRADLEY	W	12-2	12-13-0	2-7-3	9	3-0-0	0-0-0	Grantham, A. (W 1-0)	422	2:42
Feb 19, 2013	at Memphis	W	3-2	3-12-1	2-7-0	(10)	4-0-0	0-0-0	McWilliams (W 1-0)	222	3:14
Feb 23, 2013	WESTERN ILL.	L	1-2	1-6-0	2-7-2	9	4-1-0	0-0-0	Koch, J. (L 0-1)	378	3:40
Feb 23, 2013	WESTERN ILL.	W	6-3	6-11-1	3-7-2	9	5-1-0	0-0-0	Wright, D. (W 2-0)	378	2:20
Feb 24, 2013	WESTERN ILL.	W	14-6	14-14-0	6-8-2	9	6-1-0	0-0-0	McWilliams (W 2-0)	322	3:11
Feb 26, 2013	at Vanderbilt	L	3-7	3-8-1	7-11-1	9	6-2-0	0-0-0	McWilliams (L 2-1)	2147	3:05
Mar 1, 2013	at SHSU	W	5-3	5-9-1	3-7-0	9	7-2-0	0-0-0	Hawkins, C. (W 1-0)	543	3:08
Mar 02, 2013	at SHSU	L	1-8	1-4-0	8-9-0	9	7-3-0	0-0-0	Wright, D. (L 2-1)	479	2:42
Mar 03, 2013	at SHSU	L	6-11	6-7-1	11-15-4	9	7-4-0	0-0-0	McWilliams (L 2-2)	567	2:55
Mar 05, 2013	UT-MARTIN	W	9-0	9-13-0	0-3-0	9	8-4-0	0-0-0	Wallace, B. (W 2-0)	199	2:27
Mar 08, 2013	UAB	W	2-1	2-7-0	1-10-1	(11)	9-4-0	0-0-0	Koch, J. (W 1-1)	259	2:51
Mar 09, 2013	UAB	W	8-1	8-10-0	1-5-5	9	10-4-0	0-0-0	Hawkins, C. (W 2-0)	-	2:34
Mar 09, 2013	UAB	L	2-4	2-4-2	4-11-2	9	10-5-0	0-0-0	McWilliams (L 2-3)	276	2:55
Mar 12, 2013	MO. St.	L	2-6	2-8-2	6-7-1	(11)	10-6-0	0-0-0	Winfield, T. (L 0-1)	296	3:55
Mar 13, 2013	MO. St.	W	7-5	7-8-1	5-10-3	9	11-6-0	0-0-0	Milhouse, B. (W 1-0)	138	2:55
*Mar 15, 2013	at UALR	W	6-3	6-10-0	3-8-2	9	12-6-0	1-0-0	McWilliams (W 3-3)	458	2:58
*Mar 16, 2013	at UALR	W	9-7	9-11-2	7-10-1	9	13-6-0	2-0-0	Shordon, L. (W 1-0)	534	3:23
*Mar 17, 2013	at UALR	W	7-5	7-12-2	5-11-3	9	14-6-0	3-0-0	Wallace, B. (W 3-0)	462	3:03
Mar 19, 2013	at Missouri	L	1-5	1-7-3	5-5-0	9	14-7-0	3-0-0	Birginske (L 0-1)	-	2:21
Mar 19, 2013	at Missouri	W	10-3	10-12-5	3-5-1	9	15-7-0	3-0-0	Ring, T. (W 1-0)	400	2:46
*Mar 23, 2013	FAU	W	3-2	3-6-4	2-8-1	(10)	16-7-0	4-0-0	Koch, J. (W 2-1)	-	3:07
*Mar 23, 2013	FAU	L	5-10	5-9-1	10-13-2	9	16-8-0	4-1-0	Koch, J. (L 2-2)	271	3:07
*Mar 24, 2013	FAU	L	2-3	2-10-2	3-10-2	9	16-9-0	4-2-0	McWilliams (L 3-4)	165	3:10
Mar 27, 2013	at Ole Miss	L	4-10	4-7-0	10-13-1	9	16-10-0	4-2-0	McWilliams (L 3-5)	6696	3:00
*Mar 29, 2013	at FIU	L	0-1	0-4-1	1-6-0	9	16-11-0	4-3-0	Wright, D. (L 2-2)	390	2:17
*Mar 30, 2013	at FIU	L	7-8	7-13-1	8-13-1	9	16-12-0	4-4-0	Hawkins, C. (L 2-1)	418	3:20
*Mar 31, 2013	at FIU	L	6-9	6-11-3	9-13-2	(11)	16-13-0	4-5-0	Koch, J. (L 2-3)	361	3:36
Apr 02, 2013	SEMO	W	9-8	9-13-1	8-9-2	9	17-13-0	4-5-0	Owen, D. (W 1-0)	215	3:25
*Apr 05, 2013	WKU	W	6-0	6-9-1	0-5-3	9	18-13-0	5-5-0	Wright, D. (W 3-2)	326	2:08
*Apr 06, 2013	WKU	L	2-4	2-8-0	4-9-2	9	18-14-0	5-6-0	Hawkins, C. (L 2-2)	526	2:43
*Apr 07, 2013	WKU	W	5-3	5-9-1	3-5-0	9	19-14-0	6-6-0	Koch, J. (W 3-3)	455	2:47
*Apr 12, 2013	USA	L	2-6	2-5-1	6-5-2	9	19-15-0	6-7-0	Wright, D. (L 3-3)	364	2:23
*Apr 13, 2013	USA	L	2-20	2-6-1	20-21-0	9	19-16-0	6-8-0	Hawkins, C. (L 2-3)	620	2:53
*Apr 14, 2013	USA	L	1-4	1-6-3	4-9-1	9	19-17-0	6-9-0	Wallace, B. (L 3-1)	383	3:41
Apr 16, 2013	at SEMO	W	5-4	5-11-1	4-4-1	(12)	20-17-0	6-9-0	Ring, T. (W 2-0)	292	4:33
*Apr 19, 2013	at ILM	W	7-5	7-8-1	5-6-0	9	21-17-0	7-9-0	Wright, D. (W 4-3)	1281	2:43
*Apr 20, 2013	at ULM	W	6-2	6-11-0	2-2-1	9	22-17-0	8-9-0	Wallace, B. (W 4-1)	1591	2:39
*Apr 21, 2013	at ULM	L	1-3	1-7-0	3-4-1	9	22-18-0	8-10-0	Hawkins, C. (L 2-4)	1221	2:03
Apr 23, 2013	OLE MISS	L	1-11	1-5-3	11-11-1	9	22-19-0	8-10-0	Owen, D. (L 1-1)	1006	2:29
*Apr 26, 2013	MIDDLE TENN.	W	4-3	4-5-0	3-8-0	9	23-19-0	9-10-0	Wright, D. (W 5-3)	179	2:45
*Apr 28, 2013	MIDDLE TENN.	W	13-9	13-13-0	9-12-0	9	24-19-0	10-10-0	Birginske (W 1-1)	-	3:19
*Apr 28, 2013	MIDDLE TENN.	L	1-2	1-5-0	2-6-1	(13)	24-20-0	10-11-0	Koch, J. (L 3-4)	480	3:07
Apr 30, 2013	MEMPHIS	L	0-6	0-5-0	6-9-0	9	24-21-0	10-11-0	McWilliams (L 3-6)	567	2:23
*May 03, 2013	at Louisiana	L	4-11	4-8-1	11-13-0	9	24-22-0	10-12-0	Wright, D. (L 5-4)	2019	2:20
*May 04, 2013	at Louisiana	L	6-14	6-9-2	14-13-1	9	24-23-0	10-13-0	Wallace, B. (L 4-2)	2266	3:07
*May 05, 2013	at Louisiana	L	1-8	1-5-0	8-13-1	9	24-24-0	10-14-0	Woodhouse, C. (L 0-1)	2082	2:03
May 08, 2013	at Tennessee	L	3-12	3-6-1	12-14-1	9	24-25-0	10-14-0	Birginske (L 1-2)	1535	2:57
*May 10, 2013	at Troy	L	0-1	0-6-0	1-6-1	(10)	24-26-0	10-15-0	Koch, J. (L 3-5)	1236	2:19
*May 11, 2013	at Troy	L	3-4	3-8-0	4-6-0	(10)	24-27-0	10-16-0	Koch, J. (L 3-6)	946	3:01
*May 12, 2013	at Troy	W	15-14	15-15-2	14-13-3	9	25-27-0	11-16-0	Owen, D. (W 2-1)	1189	3:17
*May 16, 2013	UALR	W	3-2	3-6-1	2-6-0	9	26-27-0	12-16-0	Wright, D. (W 6-4)	489	2:09
*May 17, 2013	UALR	L	4-5	4-9-0	5-10-0	(10)	26-28-0	12-17-0	Owen, D. (L 2-2)	450	3:58
*May 18, 2013	UALR	L	1-8	1-7-4	8-13-1	9	26-29-0	12-18-0	Woodhouse, C. (L 0-2)	583	2:47
May 22, 2013	vs Troy	L	2-3	2-9-2	3-8-0	9	26-30-0	12-18-0	Wright, D. (L 6-5)	591	2:07
May 23, 2013	vs WKU	W	10-4	10-12-0	4-8-3	9	27-30-0	12-18-0	Wallace, B. (W 5-2)	614	2:45
May 24, 2013	vs Troy	W	3-2	3-8-0	2-8-0	9	28-30-0	12-18-0	Koch, J. (W 4-6)	729	2:33
May 25, 2013	vs FAU	L	4-5	4-13-3	5-10-0	9	28-31-0	12-18-0	Hawkins, C. (L 2-5)	594	2:33

\* = Conference game  
() extra inning game

# A-STATE BASEBALL

## Overall Statistics for Arkansas State

(All games Sorted by Batting avg)

Player	AVG	GP	GS	AB	R	H	2B	3B	HR	RBI	TB	SLG%	BB	HBP	SO	GDP	OB%	SF	SH	SB	ATT	PO	A	E	FLD%
25 Roberts, Ryan	.313	50	43	150	21	47	7	0	4	25	66	.440	31	2	42	4	.432	2	0	0	0	242	26	6	.978
23 Emery, Ryan	.294	59	59	211	35	62	13	1	1	33	80	.379	45	5	48	2	.424	3	4	4	5	77	3	2	.976
15 Uxa, Logan	.268	59	59	224	37	60	13	1	3	23	84	.375	36	7	34	4	.384	1	6	3	5	496	28	8	.985
26 Massanelli, Colli	.267	55	49	191	23	51	9	1	3	31	71	.372	22	6	61	1	.357	2	2	5	7	90	0	1	.989
3 Jones, Dustin	.260	59	59	204	30	53	13	2	0	25	70	.343	18	5	44	4	.333	1	8	6	6	98	177	8	.972
9 Johnson, Claude	.259	50	47	185	25	48	9	0	1	18	60	.324	23	5	33	9	.357	0	2	0	1	17	82	11	.900
6 Potts, Alex	.258	58	58	186	32	48	6	0	1	20	57	.306	27	7	48	4	.373	0	21	1	1	90	133	6	.974
7 George, Zach	.333	9	9	33	12	11	2	1	1	5	18	.545	11	2	3	0	.522	0	0	1	2	39	9	0	1.000
1 Fitzpatrick, Kevi	.283	45	29	127	20	36	4	2	1	15	47	.370	5	2	25	1	.321	0	1	5	7	53	11	4	.941
33 Brown, Kaleb	.262	47	21	84	11	22	2	0	0	7	24	.286	3	4	17	1	.315	1	8	3	4	52	0	0	1.000
21 Baker, Austin	.207	43	28	111	18	23	4	1	3	14	38	.342	18	1	36	3	.323	0	3	0	1	39	3	3	.933
8 Levy, Stuart	.202	47	33	129	10	26	10	0	3	16	45	.349	11	1	30	1	.266	2	6	0	0	241	33	3	.989
32 Yeo, Ethan	.182	21	7	33	1	6	0	0	0	4	6	.182	10	0	9	3	.372	0	0	0	0	0	0	0	.000
40 Burks, Drew	.176	22	8	34	5	6	1	0	0	3	7	.206	6	2	14	1	.333	0	2	0	0	12	0	0	1.000
39 Ring, Tanner	.143	24	14	63	4	9	4	0	1	3	16	.254	3	3	17	1	.217	0	1	0	0	8	33	5	.891
30 Birginske, Derek	.121	15	8	33	1	4	1	1	0	3	7	.212	4	0	8	1	.216	0	0	0	0	8	5	0	1.000
27 Grantham, Adam	.000	4	0	0	0	0	0	0	0	0	0	.000	0	0	0	0	.000	0	0	0	0	3	3	0	1.000
<b>Totals</b>	<b>.256</b>	<b>59</b>	<b>59</b>	<b>1998</b>	<b>285</b>	<b>512</b>	<b>98</b>	<b>10</b>	<b>22</b>	<b>245</b>	<b>696</b>	<b>.348</b>	<b>273</b>	<b>52</b>	<b>469</b>	<b>40</b>	<b>.358</b>	<b>12</b>	<b>64</b>	<b>28</b>	<b>39</b>	<b>1601</b>	<b>622</b>	<b>64</b>	<b>.972</b>
<b>Opponents</b>	<b>.259</b>	<b>59</b>	<b>59</b>	<b>2022</b>	<b>316</b>	<b>524</b>	<b>105</b>	<b>19</b>	<b>43</b>	<b>293</b>	<b>796</b>	<b>.394</b>	<b>224</b>	<b>51</b>	<b>487</b>	<b>24</b>	<b>.345</b>	<b>18</b>	<b>52</b>	<b>53</b>	<b>80</b>	<b>1597</b>	<b>661</b>	<b>72</b>	<b>.969</b>

LOB - Team (517), Opp (452). DPs turned - Team (32), Opp (56). TPs turned - Team (1). CI - Team (2), Roberts, R. 2. IBB - Team (10), Uxa, L. 4, Johnson, C. 3, Emery, R. 1, Yeo, Ethan 1, Massanelli 1, Opp (6). Picked off - Fitzpatrick 2, Potts, A. 2, Brown, K. 1, Burks, D. 1, Emery, R. 1, Uxa, L. 1.

(All games Sorted by Earned run avg)

Player	ERA	W	L	APP	GS	CG	SHO	CBO	SV	IP	H	R	ER	BB	SO	2B	3B	HR	AB	B/Avg	WP	HBP	BK	SFA	SHA
36 Wright, Daniel	3.18	6	5	17	15	3	1	0	1	110.1	92	45	39	26	96	24	4	5	410	.224	4	7	0	2	2
28 Koch, John	3.95	4	6	25	4	0	0	0	5	68.1	73	35	30	31	62	15	0	4	269	.271	10	3	1	0	7
24 Wallace, Bradley	4.33	5	2	14	13	0	0	1	0	70.2	65	38	34	25	78	10	0	7	267	.243	6	8	1	2	8
12 Bax, Jacob	0.00	0	0	1	0	0	0	0	0	0.0	1	0	0	0	0	0	0	0	1	1.000	0	0	0	0	0
39 Ring, Tanner	2.70	2	0	18	0	0	0	0	2	26.2	18	10	8	10	32	4	2	0	93	.194	4	2	0	1	3
20 Croft, Morgan	3.00	0	0	3	0	0	0	1	0	3.0	3	1	1	1	3	0	0	0	12	.250	0	0	0	0	0
18 Woodhouse, Cody	3.38	0	2	16	8	0	0	1	0	53.1	49	24	20	11	36	12	1	6	198	.247	1	7	2	3	3
30 Birginske, Derek	5.00	1	2	10	3	0	0	1	0	18.0	15	12	10	8	14	3	1	1	62	.242	1	2	0	4	5
14 Hawkins, Chandler	6.24	2	5	19	7	0	0	1	0	49.0	60	37	34	29	42	9	5	7	196	.306	3	3	1	2	6
13 McWilliams, S.	6.39	3	6	25	3	0	0	0	0	49.1	50	38	35	30	43	10	3	3	179	.279	8	6	0	1	8
27 Grantham, Adam	6.48	1	0	17	4	0	0	1	1	25.0	29	19	18	16	30	7	2	2	95	.305	3	3	0	2	3
4 Milhouse, Brandon	6.63	1	0	11	0	0	0	0	0	19.0	19	14	14	9	7	1	0	3	74	.257	2	1	0	0	2
38 Winfield, Tyler	7.11	0	1	7	0	0	0	0	0	6.1	10	5	5	3	5	2	0	0	26	.385	1	1	0	0	2
29 Owen, David	7.23	2	2	12	2	0	0	0	0	23.2	23	20	19	15	25	5	1	4	91	.253	2	3	0	1	1
10 Luthe, Jon	10.80	0	0	5	0	0	0	0	0	3.1	2	4	4	5	4	0	0	1	12	.167	2	3	0	0	0
34 Shordon, Levi	15.26	1	0	12	0	0	0	0	1	7.2	15	14	13	5	10	3	0	0	37	.405	4	2	0	0	2
<b>Totals</b>	<b>4.72</b>	<b>28</b>	<b>31</b>	<b>59</b>	<b>59</b>	<b>3</b>	<b>2</b>	<b>1</b>	<b>10</b>	<b>533.2</b>	<b>524</b>	<b>316</b>	<b>280</b>	<b>224</b>	<b>487</b>	<b>105</b>	<b>19</b>	<b>43</b>	<b>2022</b>	<b>.259</b>	<b>51</b>	<b>51</b>	<b>5</b>	<b>18</b>	<b>52</b>
<b>Opponents</b>	<b>3.67</b>	<b>31</b>	<b>28</b>	<b>59</b>	<b>59</b>	<b>3</b>	<b>3</b>	<b>2</b>	<b>9</b>	<b>532.1</b>	<b>512</b>	<b>285</b>	<b>217</b>	<b>273</b>	<b>469</b>	<b>98</b>	<b>10</b>	<b>22</b>	<b>1998</b>	<b>.256</b>	<b>66</b>	<b>52</b>	<b>3</b>	<b>12</b>	<b>64</b>

PB - Team (5), Roberts, R. 4, Levy, S. 1, Opp (19). Pickoffs - Team (10), Wright, D. 5, Levy, S. 1, Hawkins, C. 1, Woodhouse, C. 1, Ring, T. 1, Wallace, B. 1, Opp (8). SBA/ATT - Levy, S. (26-40), Roberts, R. (26-36), Wallace, B. (12-16), Hawkins, C. (10-12), McWilliams (6-11), Woodhouse, C. (6-10), Wright, D. (5-9), Koch, J. (7-8), Birginske (2-4), Ring, T. (2-3), Grantham, A. (1-3), Owen, D. (0-2), Shordon, L. (1-1), Winfield, T. (1-1).

# A-STATE BASEBALL

## Overall Conference Statistics for Arkansas State

(Sun Belt games only Sorted by Batting avg)

Player	AVG	GP	GS	AB	R	H	2B	3B	HR	RBI	TB	SLG%	BB	HBP	SO	GDP	OB%	SF	SH	SB	ATT	PO	A	E	FLD%
26 Massanelli, Colli	.320	29	25	97	16	31	6	0	3	22	46	.474	16	3	27	1	.427	1	1	4	5	54	0	0	1.000
25 Roberts, Ryan	.319	28	27	91	11	29	3	0	3	16	41	.451	19	2	21	2	.439	2	0	0	0	141	12	5	.968
23 Emery, Ryan	.306	30	30	111	16	34	8	1	0	11	44	.396	21	3	27	1	.423	2	1	4	4	50	1	1	.981
3 Jones, Dustin	.273	30	30	99	13	27	7	2	0	15	38	.384	6	4	20	1	.339	0	5	2	2	52	87	8	.946
9 Johnson, Claude	.253	26	23	95	11	24	4	0	0	6	28	.295	6	3	14	4	.317	0	2	0	0	9	45	4	.931
15 Uxa, Logan	.207	30	30	116	15	24	2	0	2	11	32	.276	17	4	14	4	.328	0	1	1	1	264	15	3	.989
6 Potts, Alex	.196	29	29	97	14	19	1	0	1	7	23	.237	9	4	30	2	.291	0	8	1	1	45	62	2	.982
1 Fitzpatrick, Kevi	.284	22	16	67	12	19	2	0	1	6	24	.358	3	1	16	1	.324	0	1	4	6	30	2	3	.914
33 Brown, Kaleb	.225	21	10	40	3	9	1	0	0	2	10	.250	1	1	12	0	.256	1	5	1	1	31	0	0	1.000
8 Levy, Stuart	.224	23	15	58	6	13	5	0	3	9	27	.466	4	0	12	1	.270	1	3	0	0	92	12	1	.990
21 Baker, Austin	.167	21	15	60	10	10	1	0	2	5	17	.283	12	1	24	2	.315	0	1	0	0	19	2	1	.955
32 Yeo, Ethan	.167	11	4	18	1	3	0	0	0	0	3	.167	6	0	5	1	.375	0	0	0	0	0	0	0	.000
39 Ring, Tanner	.130	16	11	46	3	6	3	0	0	1	9	.196	3	2	11	1	.216	0	0	0	0	7	31	3	.927
40 Burks, Drew	.125	10	3	16	1	2	0	0	0	1	2	.125	1	1	6	0	.222	0	0	0	0	2	0	0	1.000
30 Birginske, Derek	.100	6	2	10	0	1	0	0	0	0	1	.100	1	0	1	0	.182	0	0	0	0	1	0	0	1.000
27 Grantham, Adam	.000	4	0	0	0	0	0	0	0	0	0	.000	0	0	0	0	.000	0	0	0	0	1	0	0	1.000
<b>Totals</b>	<b>.246</b>	<b>30</b>	<b>30</b>	<b>1021</b>	<b>132</b>	<b>251</b>	<b>43</b>	<b>3</b>	<b>15</b>	<b>112</b>	<b>345</b>	<b>.338</b>	<b>125</b>	<b>29</b>	<b>240</b>	<b>21</b>	<b>.343</b>	<b>7</b>	<b>28</b>	<b>17</b>	<b>20</b>	<b>818</b>	<b>313</b>	<b>34</b>	<b>.971</b>
<b>Opponents</b>	<b>.263</b>	<b>30</b>	<b>30</b>	<b>1053</b>	<b>176</b>	<b>277</b>	<b>55</b>	<b>9</b>	<b>30</b>	<b>159</b>	<b>440</b>	<b>.418</b>	<b>115</b>	<b>21</b>	<b>235</b>	<b>11</b>	<b>.345</b>	<b>7</b>	<b>27</b>	<b>28</b>	<b>37</b>	<b>824</b>	<b>348</b>	<b>32</b>	<b>.973</b>

LOB - Team (254), Opp (231). DPs turned - Team (14), Opp (32). TPs turned - Team (1). CI - Team (2), Roberts, R. 2. IBB - Team (5), Uxa, L. 2, Massanelli 1, Yeo, Ethan 1, Johnson, C. 1, Opp (6). Picked off - Potts, A. 1, Uxa, L. 1, Fitzpatrick 1.

### (Sun Belt games only Sorted by Earned run avg)

Player	ERA	W	L	APP	GS	CG	SHO	CBO	SV	IP	H	R	ER	BB	SO	2B	3B	HR	AB	B/Avg	WP	HBP	BK	SFA	SHA
36 Wright, Daniel	3.23	4	3	10	10	2	1	0	0	75.1	59	32	27	19	67	12	3	4	280	.211	2	5	0	1	1
24 Wallace, Bradley	4.53	2	2	9	9	0	0	0	0	47.2	44	28	24	17	47	8	0	4	183	.240	5	6	0	2	6
28 Koch, John	5.86	2	5	16	1	0	0	0	5	35.1	42	26	23	18	30	11	0	4	145	.290	7	2	1	0	6
39 Ring, Tanner	1.46	0	0	7	0	0	0	0	1	12.1	6	2	2	4	16	1	0	0	42	.143	3	0	0	0	1
18 Woodhouse, Cody	4.30	0	2	8	4	0	0	0	0	29.1	27	14	14	3	19	5	0	5	106	.255	1	4	1	1	1
29 Owen, David	5.91	1	1	5	0	0	0	0	0	10.2	6	7	7	5	11	1	0	3	38	.158	0	0	0	0	0
4 Milhouse, Brandon	6.75	0	0	3	0	0	0	0	0	5.1	5	4	4	4	1	0	0	1	19	.263	0	0	0	0	2
13 McWilliams, S.	8.50	1	1	11	1	0	0	0	0	18.0	26	17	17	15	10	5	1	2	72	.361	5	1	0	1	3
30 Birginske, Derek	9.00	1	0	1	0	0	0	0	0	1.0	1	1	1	0	2	0	0	1	4	.250	0	0	0	0	0
14 Hawkins, Chandler	9.43	0	4	10	5	0	0	0	0	27.2	43	30	29	18	24	7	5	5	119	.361	2	1	1	2	5
27 Grantham, Adam	10.12	0	0	6	0	0	0	0	0	5.1	8	6	6	5	5	2	0	1	24	.333	1	0	0	0	0
38 Winfield, Tyler	10.80	0	0	2	0	0	0	0	0	1.2	4	2	2	1	0	1	0	0	7	.571	0	1	0	0	1
34 Shordon, Levi	13.50	1	0	4	0	0	0	0	0	2.2	5	4	4	3	3	2	0	0	12	.417	1	0	0	0	1
10 Luthe, Jon	81.00	0	0	1	0	0	0	0	0	0.1	1	3	3	3	0	0	0	0	2	.500	1	1	0	0	0
<b>Totals</b>	<b>5.25</b>	<b>12</b>	<b>18</b>	<b>30</b>	<b>30</b>	<b>2</b>	<b>1</b>	<b>0</b>	<b>6</b>	<b>272.2</b>	<b>277</b>	<b>176</b>	<b>159</b>	<b>115</b>	<b>235</b>	<b>55</b>	<b>9</b>	<b>30</b>	<b>1053</b>	<b>.263</b>	<b>28</b>	<b>21</b>	<b>3</b>	<b>7</b>	<b>27</b>
<b>Opponents</b>	<b>3.47</b>	<b>18</b>	<b>12</b>	<b>30</b>	<b>30</b>	<b>3</b>	<b>2</b>	<b>1</b>	<b>6</b>	<b>274.2</b>	<b>251</b>	<b>132</b>	<b>106</b>	<b>125</b>	<b>240</b>	<b>43</b>	<b>3</b>	<b>15</b>	<b>1021</b>	<b>.246</b>	<b>31</b>	<b>29</b>	<b>3</b>	<b>7</b>	<b>28</b>

PB - Team (5), Roberts, R. 4, Levy, S. 1, Opp (8). Pickoffs - Team (5), Wright, D. 4, Ring, T. 1, Opp (3). SBA/ATT - Roberts, R. (19-23), Levy, S. (9-14), Wallace, B. (9-10), Hawkins, C. (7-7), Woodhouse, C (1-5), Wright, D. (3-5), Koch, J. (4-4), McWilliams (2-4), Ring, T. (1-1), Winfield, T. (1-1).

# A-STATE BASEBALL

## 2013 SBC AWARDS

### FIRST TEAM

Name	Class	Position	School
<b>Daniel Wright</b>	<b>Senior</b>	<b>SP</b>	<b>A-State</b>
Austin Gomber	Soph.	SP	FAU
Austin Robichaux	Soph.	SP	ULL
Shane McCain	Junior	SP	Troy
Hugh Adams	RS-Senior	RP	FAU
Aramis Garcia	Soph.	C	FIU
Ryan Huck	Senior	1B	WKU
Robby Campbell	Senior	2B	USA
Tyler Vaughn	Junior	SS	Troy
Logan Pierce	Junior	SS	Troy
Dex Kjerstad	Junior	OF	ULL
Seth Harrison	Junior	OF	ULL
Danny Collins	Junior	OF	Troy
Dustin Dalken	Senior	DH	USA
Jordan Patterson	Junior	UTIL	USA



### SECOND TEAM

Name	Class	Position	School
Chance Cleveland	Senior	SP	UALR
Matt Bell	Junior	SP	USA
Kyle Bartsch	Senior	RP	USA
Whitt Dorsey	Senior	C	USA
Trae Santos	Junior	1B	Troy
Johnny Thomas	Senior	2B	MT
Blake Trahan	Freshman	SS	ULL
Tyler Girouard	Soph.	3B	ULL
Nathan Pittman	Senior	OF	FAU
Ryan Stephens	Junior	OF	MT
Nolan Earley	Senior	OF	USA
Caleb Adams	Soph.	DH	ULL
Ryan Leonards	Junior	UTIL	ULL

## 2013 SBC Final Standings

Team	Sun Belt				Overall			
	W	L	T	Pct	W	L	T	Pct
South Alabama	20	10	0	.667	43	20	0	.683
Troy	20	10	0	.667	42	20	0	.677
Louisiana-Lafayette	19	11	0	.633	43	20	0	.683
Florida Atlantic	19	11	0	.633	42	22	0	.656
Western Kentucky	16	14	0	.533	28	29	0	.491
UALR	13	17	0	.433	28	28	0	.500
FIU	13	17	0	.433	26	32	0	.448
<b>Arkansas State</b>	<b>12</b>	<b>18</b>	<b>0</b>	<b>.400</b>	<b>28</b>	<b>31</b>	<b>0</b>	<b>.475</b>
Middle Tennessee	11	19	0	.367	28	28	0	.500
Louisiana-Monroe	7	23	0	.233	18	36	0	.333

### 2013 SBC Baseball Player of the Year

Jordan Patterson (South Alabama, Junior, UTIL)

### 2013 SBC Pitcher Player of the Year

Shane McCain (Troy, Junior, SP)


### 2013 SBC Freshman of the Year

Blake Trahan (Louisiana-Lafayette, SS)

### 2012 SBC Coach of the Year

Mark Calvi, South Alabama

### ▼ Daniel Wright



# A-STATE BASEBALL



**Josh Yates** ▲



**Brett Kinning**



**Jacob Lee** ▲

▼ **T.J. Brewer**



▼ **Geoff Desmond**



ALL-TIME HONORS

**All-America**

Josh Yates - 2006, 07  
 Geoff Desmond - 2005  
 Wayne Pitcock - 1968  
 Dana Ryan -1967  
 George Glenn -1964-66

**NCAA District VI  
 All-Region**

Tim Maloney -1983  
 Rick Poe -1980  
 Rusty Bourg -1968  
 Jim Callaway -1967-68  
 Steve Morrison -1968  
 Wayne Pitcock -1968  
 Dick Bethune -1967  
 Bob Browning -1967  
 Jim Mueller -1967  
 Dana Ryan -1967  
 George Glenn -1964

**ABCA All-South  
 Central Region  
 First Team**

Josh Yates - 2006  
 Geoff Desmond - 2005

Brett Kinning - 2005  
 Matt Bryant -1997

**Second Team**

Chris Rich - 2004  
 Reed Bredensteiner -2000  
 L. A. Bowman -1998  
 Michael Clay -1998  
 John Hayduk -1998  
 Jay Akin -1997

**NCAA Regional  
 All-Tournament Team**

Toby Anglen -1994  
 Brandon Harris -1994  
 Keith Horn -1994

**All Conference Teams**

**All-Sun Belt**

**First Team**


Daniel Wright - 2013  
 Jacob Lee - 2012  
 Todd Baumgartner - 2011  
 T.J. Brewer - 2007  
 Josh Yates - 2006  
 Brett Kinning - 2005

Geoff Desmond - 2005  
 Chris Rich - 2005  
 L. A. Bowman -1998  
 Michael Clay -1998  
 Matt Bryant -1998  
 Keith Horn -1995  
 Toby Anglen -1995  
 Shane Eaker -1993  
 Chris Unrat -1993

**Second Team**

Dustin Jones - 2012  
 John Koch - 2012  
 Todd Baumgartner - 2010  
 Murray Watts - 2010  
 Murray Watts - 2009  
 Chase Ware - 2008  
 Ryan Hudgins - 2007  
 Josh Yates - 2007  
 Chris Rich - 2004  
 Brad Burkhead - 2004  
 Matt Rogelstad - 2003  
 Reed Bredensteiner -1999-2000  
 Clint Helpenstill -2000  
 John Hayduk -1998  
 Brad Hayes -2002

# A-STATE BASEBALL



**Keith Horn** ▲



**Tim Maloney**



**Wayne Pitcock** ▲

▼ **Dana Ryan**



- Aaron New -1998
- Randy Sugg -1998
- Jay Akin -1996-97
- Mark Dobson -1996
- Chris Floyd -1994-95
- Derek Alferson -1993-94
- Keith Horn -1993
- Randy Phillips -1992

**Sun Belt Pitcher of The Year**

Jacob Lee - 2012

**Sun Belt Coach of The Year**

Tommy Raffo - 2012  
Bill Bethea-1994

**All-Tournament Team**

John Koch - 2013  
Alex Potts - 2013  
Michael Faulkner - 2012  
Claud Johnson - 2012  
Jacob Lee - 2012  
Andy Ferguson - 2011  
Jordan Castaldo - 2011  
Michael Faulkner - 2010  
Jacob Lee - 2010



**Conference Tournament MVP**

Keith Horn -1994

**All-American South**

**First Team**

Bobby Pickett -1991

**Second Team**

Kevin Tate -1990

**Player of the Year**

Matt Whiteside -1990

**All-Southland**

Tim Maloney -1981-83  
Jim Osment -1983  
Rob Kline -1981  
Rick Poe -1980  
Junior Cooper -1979  
Jon Harness -1977  
John Davis -1975  
Larry Elmore -1974-75  
Brad Emerson -1974  
Pete Davis -1971, 1973  
Tommy Fowler-1973  
Charles Blackburn-1972  
David Rundk-1971

▼ **Matt Whiteside**



- Larry Moffett-1970
- Rusty Bourg-1967, 1969-70
- Jim Mueller-1967-69
- Wayne Pitcock-1968-69
- Dana Ryan-1967-68
- Criss McGuire-1968
- Jim Callaway-1965-67
- Bob Browning-1965-67
- George Glenn-1964, 1966
- Dick Bethune-1966
- Bob Webb-1965
- Jim Green-1965
- Ed Croft-1965
- Gary Everett-1965
- Jerry Hudgins-1964
- Joe Tomlinson-1964

**National Coach of the Year**

J.A. Tomlinson-1967

**American South Coach of the Year**

Richard Johnson-1990

**Southland Coach of the Year**

Richard Johnson-1982

ALL-TIME HONORS

# A-STATE BASEBALL

## INDIVIDUAL RECORDS

### Batting Records

#### Games Played

Season: 64-Chris Floyd, 1994

Career: 227-Chris Floyd, 1992-95

#### Consecutive Games Started

Career: 224 - Chris Floyd, 1992-95

191 - Guy Brown, 2006-09

#### Highest Batting Average

Season: .425-Rick Poe, 1980 (54-for-127)

Career: .376-Bob Howard, 1955-56 (64-for-170)

#### At Bats

Game: 8-Bill Smith vs. St. Louis, 1960

Season: 249-Chris Floyd, 1994

Career: 819-Todd Baumgartner, 2008-11

805-Chris Floyd, 1992-95

#### Runs Scored

Game: 5-Isaac Dillon vs. UNO, 2005; Shane Shew make vs. Memphis State, 1992; Jess Bucy vs. Ozarks, 1951.

Season: 66-Geoff Desmond, 2005

Career: 228-Chris Floyd, 1992-95

#### Hits

Game: 6-Shane Eaker vs. Ark.-Little Rock, 1992

Season: 87-Brett Kinning, 2005

Career: 269-Todd Baumgartner, 2008-11, 228-Chris Floyd, 1992-95

#### Hitting Streaks

Consecutive Games: 28-Kevin Tate, 1991

#### Runs Batted In

Game: 8-Shane Eaker vs. Ark.-Little Rock, 1992

Season: 72-Geoff Desmond, 2005

Career: 139-Todd Baumgartner, 2008-11

#### Doubles

Game: 3- Michael Faulkner vs Lyon College, 2011; Jordan Castaldo, at Murray State, 2010;

Drew Benes vs. Southeast Missouri, 2008; Hudson Smart at FIU, 2005; Brad Hayes vs. UIC, 2004; John Nichol vs. Ark.-Little Rock, 1996; Cody Allison vs. Memphis, 1996; Toby Anglen vs. Freed Hardeman, 1995; Toby Anglen vs. Texas-San Antonio, 1994; Jerry Berry vs. Memphis State, 1972; Stan Williams vs. North Dakota, 1968; Bob Howard vs. Centenary, 1955.

Season: 23 - Josh Yates, 2006

Career: 52-Todd Baumgartner, 2008-11

46- Brad Hayes, 2002-04.

#### Triples

Game: 2-Pete Davis vs. Alabama, 1970; Jim Shaneyfelt vs. Ozarks, 1951; Rich Juricic vs. Southern Illinois, 1951.

Season: 7 - Tim Maloney, 1982; Rich Juricic, 1951.

Career: 10 - Jerome Miller, 1976-79;

Pete Davis, 1970-73

#### Home Runs

Game: **3-Collin Massanelli at UALR, 2013**; Kevin Kull Jr. at UALR, 2005; Randy Sugg vs. Austin Peay State, 1998

Season: 20-Geoff Desmond, 2005

Career: 29-Aaron New, 1996-98

#### Total Bases

Game: **13-Collin Massanelli, at UALR, 2013**;  
13-Kevin Kull Jr. at UALR, 2005

Season: 167-Geoff Desmond, 2005

Career: 396-Todd Baumgartner, 2008-11  
306-Aaron New, 1996-98

#### Stolen Bases

Game: 4- Michael Faulkner, at Missouri State, 2012; John David Pattillo vs. Delta State, 1988; Kevin Maloney vs. Harding, 1983; Kevin Maloney vs, Christian Brothers, 1981

Season: 41-Michael Faulkner, 2012

29-Jerome Miller, 1978

Career: 84-Jerome Miller, 1976-79

82-Michael Faulkner, 2010-2012

#### Base on Balls

Game: 4- **Austin Baker vs ULM, 2013**; **Logan Uxa**

# A-STATE BASEBALL

at SEMO, 2013; Murray Watts vs. WKU, 2009; Brad Burkhead vs. WKU, 2004; Justin Fowler vs. Mississippi, 1997; Aaron New vs. Texas- Pan American, 1997; Larry Michael vs. Ark.-Little Rock, 1992; Matt Bryant vs. Indiana State, 1996; Randy Burger vs. Texas-Pan American, 1982; Jerome Stone vs. Harding, 1982; Bob Washington vs. SW Louisiana, 1976; Robbie Finch vs. Murray State, 1963; Neil Abel vs. Memphis State, 1958; Andy Morris vs. Memphis State, 1958; Jim Shaneyfelt vs. Henderson State, 1952; Dan Smigay vs. Memphis Navy, 1951

Season: 49-Matt Bryant, 1996

Career: 141-Ryan Emery, 2010-13

109-Jerome Stone, 1980-83

## Strikeouts

Game: 5-Aaron New vs. Louisiana Tech, 1997;  
John Koldus vs. Memphis State, 1953

Season: 61- Drew Benes, 2008

Career: 150-Logan Uxa-2010-2013

141-Ryan Emery, 2010-13

134-Jeff Kelley, 1995-98

## Sacrifices

Game: 3-Stan Williams vs. Trinity, 1970

Season: 21-Alex Potts, 2013

12-Dean Roberts, 1979.

Career: 37-Michael Faulkner, 2010-12

**29-Dustin Jones, 2011-Present**

27-L.A. Bowman, 1995-98

27-Chris Floyd, 1992-95

25-Alex Potts, 2012-13.

## Hit By Pitch

Season: 23-Derek Alferman, 1994

Career: 45-Derek Alferman, 1993-94

## Pitching Records

### Appearances

Season: 32-Nick Lambert, 2007

Career: 102 - Nick Lambert, 2006-09

### Relief Appearances

Season: 32 - Nick Lambert, 2007

Career: 98 - Nick Lambert, 2006-09

### Games Started

Season: 19-Jon David French, 1994

Career: 54-Jacob Lee, 2009-2012

39-Calvin Key, 1994-97; Keith Horn, 1993-95

### Complete Games

Season: 11-Matt Whiteside, 1990

Career: 29-Rusty Bourg, 1967-70

### Saves

Season: **11-John Koch, 2012**

7-Randy Walker, 1981

Career: **20-John Koch 2010-Present**

11-Blake Ring, 2003-2005

11-Tim Egart, 2006-2007

### Shutouts

Season: 3-Chad Soden, 1995

3-Charles Blackburn, 1970

Career: 5-Charles Blackburn, 1970-73

### Victories

Season: 11-Keith Horn, 1994

Career: 25-Rusty Bourg, 1967-70

24-Jacob Lee, 2009-12

### Losses

Season: 10-John Hayduk, 1999

Career: 25-Matt Whiteside, 1987-90

### Innings Pitched

Game: 13-Matt Whiteside vs. Louisiana Tech, 1990

Season: 128.0-Jon David French, 1994

Career: 328.1-Jacob Lee, 2009-12

303.0-Rusty Bourg, 1967-70

### Lowest Earned Run Average

Season: 0.90-Jim McKay, 1961 (30 inn.)



# A-STATE BASEBALL

Career: 2.31-Charles Blackburn, 1970-73 (242 inn.)

## Most Earned Runs Allowed

Game: 14-Jim Roth, vs. Texas A&M, 1985

Season: 68-John Hayduk, 1999

Career: 172-Matt Whiteside, 1987-90

## Most Runs Allowed

Game: 15-Bob Montgomery vs. New Orleans, 1974

Season: 88-Matt Gordon, 1991

Career: 235-Matt Whiteside, 1987-90

## Strikeouts

Game: 18-Keith Horn vs. Memphis, 1995

Season: 117-Aubrey Gatewood, 1959

Career: 280-Jacob Lee, 2009-12

251-Rusty Bourg, 1967-70

## Hits Allowed

Game: 16-Mark Dobson vs. Southwestern Louisiana, 1998; Jason Benson vs. Lamar, 1996; Jim Roth vs. Texas A&M, 1985

Season: 162-Jason Benson, 1996

Career: 320-Matt Whiteside, 1987-90

## Most Bases on Balls Allowed

Game: 11-Doug Walters vs. McNeese State, 1975

Season: 56-Bill Taylor, 1982; Calvin Key, 1996

Career: 148-Bill Taylor, 1982-84

## Fielding Records

### Putouts

Game: 18-Geoff Desmond vs. UTA, 2005; Cody Allison vs. Memphis, 1995; Josh Gibson vs. Kansas State, 1960; John Duke Smith vs. Southwestern, 1954.

Season: 492-Geoff Desmond, 2005

Career: 929-Shane Eaker, 1992-93

### Assists

Game: **8- Dustin Jones vs Western Kentucky 2013; Dustin Jones vs Ole Miss, 2013;** Mike Sirianni vs. Ole Miss, 2004; Matt Rogelstad vs. Harding, 2003; Matt Bryant vs. Lambuth, 1996; Chris Floyd vs. Western Kentucky, 1995; Chris Floyd vs. Lamar, 1995; Chris Floyd vs. Memphis, 1994; Joey Lewis vs. SW Missouri State, 1992; Steve Brock vs. Harding, 1991; Henry Washington vs. McNeese State, 1976; Bobby Browning vs. Trinity, 1966; Darrell Arnold vs. Mississippi, 1956; Bobby Spann vs. Arkansas Tech, 1952

Season: 195-Chris Floyd, 1994

Career: 687-Chris Floyd, 1992-95

### Errors

Game: 4-Jim Loflin vs. Memphis State, 1991; Brad Emerson vs. McNeese State, 1974; Bobby Browning vs. Northwestern, 1969; Jim Keller vs. Memphis State, 1964; Josh Gibson vs. St. Louis, 1959; John Cook vs. Henderson State, 1952

Season: 29-John David Pattillo, 1989

Career: 72-Chris Floyd, 1992-95

# A-STATE BASEBALL

## Batting

### At-Bats

249-Chris Floyd, 1994  
248-Tyler Doke, 2007  
244-Todd Baumgartner, 2011  
241-Michael Faulkner, 2010  
240-Todd Baumgartner, 2009  
237-Nick Martin, 2001  
234-Giovanni Garcia, 2010  
234-Guy Brown, 2007  
232-Brett Kinning, 2005  
232-Kyle Brunen, 2001  
230-Chris Rich, 2005  
227-Michael Faulkner, 2011  
225-Mike Sirianni, 2004  
224 - Logan Uxa, 2013  
224-Geoff Desmond, 2005  
224-Brock Buckingham, 2002  
223-Michael Faulkner, 2012  
222-Murray Watts, 2010  
220-Todd Baumgartner, 2010  
220-Derrick Coleman, 2008  
220-Tyler Doke, 2006  
219-Chris Floyd, 1995  
219-Brandon Eller, 2007  
217-Brett Kinning, 2006  
217-Kent Brunen, 2001

### Runs Scored

66-Geoff Desmond, 2005  
56-Mike Sirianni, 2004  
55-Derek Alferman, 1994  
55-Michael Faulkner, 2010  
54-Todd Baumgartner, 2011  
54-Todd Baumgartner, 2009  
54-Brett Kinning, 2006  
54-Derek Alferman, 1993  
53-Brock Buckingham, 2002  
53-Toby Anglen, 1995  
53-Toby Anglen, 1994  
51-Brett Kinning, 2005  
51-L. A. Bowman, 1998  
49-Josh Langford, 1998  
49-Todd Baumgartner, 2010  
49-Giovanni Garcia, 2010

### Highest Batting Average

(minimum 2AB per team game)  
.425-Rick Poe, 1980 (54-for-127)  
.405-Lorin Spence, 1956 (34-for-84)  
.398-Bob Howard, 1956 (33-for-83)  
.395-George Glenn, 1966 (15-for-38)  
.386-Brad Hayes, 2004 (66-for-171)  
.384-Geoff Desmond, 2005 (86-for-224)  
.383-Gifford Reynolds, 1958 (23-for 60)  
.381-Dana Ryan, 1967 (48-for-126)  
.377-Tim Maloney, 1983 (46-for-122)

.376- Josh Yates, 2006 (73-for-194)  
.376-Randy Sugg, 1998 (38-for-141)  
.375-Brett Kinning, 2005 (87-for-232)  
.375-David Shell, 1979 (45-for-120)

### Hits

87-Brett Kinning, 2005  
86-Geoff Desmond, 2005  
84-Todd Baumgartner, 2009  
83-Murray Watts, 2010  
81-Michael Faulkner, 2010  
79-Brett Kinning, 2006  
78-Chris Rich, 2005  
76-Giovanni Garcia, 2010  
76-Brandon Eller, 2007  
76-L.A. Bowman, 1998  
76-Chris Floyd, 1994  
75-Brock Buckingham, 2002  
75-Matt Bryant, 1997  
74-Tyler Doke, 2006  
74-Jordan Castaldo, 2010  
74-Todd Baumgartner, 2010  
73-Josh Yates, 2006  
73-Nick Martin, 2001  
72-Toby Anglen, 1995

### Hitting Streaks

28-Kevin Tate, 1991  
20-Cody Pace, 2009  
20-Kevin Tate, 1988-89  
20-Greg Crow, 1995-96  
17-Ryan Emery, 2011  
17-Chris Rich, 2004  
17-Shane Eaker, 1992  
16-Matt Bryant, 1996  
16-Willie Olivas, 1996  
15-Brock Buckingham, 2001  
15-Matt Bryant, 1997  
15-Kortney Paul, 1994  
14-Mike Sirianni, 2004  
14-Kyle Brunen, 2000  
14-Jerome Miller, 1978  
13-Ryan Roberts, 2013  
13-Brad Burkhead, 2004  
13-Kent Brunen, 2000  
13-Shane Eaker, 1993  
13-Dana Ryan, 1967  
13-Kevin Kull Jr., 2005  
13-Brett Kinning, 2005  
13-Geoff Desmond, 2005  
13-Lawson Hipps, 2008

### Doubles

23-Josh Yates, 2006  
20-Jordan Castaldo, 2010  
20-Chris Rich, 2005  
20-Chris Rich, 2004

20-Shane Eaker, 1992  
19-Claude Johnson, 2012  
19-Geoff Desmond, 2005  
19-John Nichol, 1996  
18-Todd Baumgartner, 2011  
18-Jordan Castaldo, 2011  
18-Giovanni Garcia, 2010  
18-Ryan Hudgins, 2007  
18-Brad Hayes, 2004  
18-Brad Hayes, 2002  
18-Josh Langford, 1998  
18-L.A. Bowman, 1998  
18-Matt Bryant, 1997  
17-Aaron New, 1997  
17-Todd Rhoades, 1997  
17-Toby Anglen, 1994  
16-Murray Watts, 2009  
16-Drew Benes, 2008  
16- Brandon Eller, 2008  
16-Brett Kinning, 2006  
16-Ryan Corrigan, 2000  
16-Michael Clay, 1998  
16-Jeff Kelley, 1998  
16-L.A. Bowman, 1997

### Triples

7-Richard Juricic, 1951  
7-Tim Maloney, 1982  
6-J.C. Smithers, 1949  
6-Mack Cothorn, 1950  
6-Criss McGuire, 1967

### Home Runs

20-Geoff Desmond, 2005  
15-Michael Clay, 1998  
15-Bobby Pickett, 1991  
13-Murray Watts, 2010  
13-Josh Yates, 2006  
13-Reed Bredensteiner, 1999  
12- Brad Burkhead, 2004  
12-Blake Denischuk, 2003  
11-Ryan Hudgins, 2007  
11-Josh Yates, 2007  
11-Chris Rich, 2005  
10-Logan Uxa, 2012  
10-Murray Watts, 2009  
10-Brad Hayes, 2004  
10-Aaron New, 1998  
10-Aaron New, 1997  
10-Kortney Paul, 1994  
10-Chris Unrat, 1993  
10-Junior Cooper, 1979

### Total Bases

167-Geoff Desmond, 2005  
139-Josh Yates, 2006  
137-Murray Watts, 2010

# A-STATE BASEBALL

131-Chris Rich, 2005  
129 - Todd Baumgartner, 2009  
128-Todd Baumgartner, 2011  
128-Michael Clay, 1998  
127-Brett Kinning, 2005  
126-Ryan Hudgins, 2007  
120-Chris Rich, 2004  
119-Matt Bryant, 1997  
118-Brett Kinning, 2006  
118-Toby Anglen, 1995  
117-Kortney Paul, 1994  
114- Brad Hayes, 2004  
114-Aaron New, 1997  
112-Bobby Pickett, 1991  
111-Matt Rogelstad, 2003  
110-Brad Burkhead, 2004  
107-Murray Watts, 2009  
107-Justin Fowler, 1997  
106-Giovanni Garcia, 2010  
106-Reed Bredensteiner, 1999  
105-Blake Denischuk, 2003  
105-Shane Eaker, 1992  
104-Michael Williams, Jr., 2006  
104-L.A. Bowman, 1998

## Runs Batted In

72-Geoff Desmond, 2005  
65-Murray Watts, 2010  
62-Josh Yates, 2006  
55-Kortney Paul, 1994  
54-Michael Clay, 1998  
53-Chris Rich, 2004  
52-Toby Anglen, 1994  
51-Shane Eaker, 1992  
49-Chris Rich, 2005  
48-Aaron New, 1998  
48-Willie Olivas, 1993  
48-Reed Bredensteiner, 1999  
46-Blake Denischuk, 2002  
46-Aaron New, 1998  
45-Ryan Hudgins, 2007  
45-Brad Hayes, 2004  
44-Logan Uxa, 2012  
44-Murray Watts, 2009  
43-Todd Baumgartner, 2009  
43-Aaron New, 1997  
43-Chris Unrat, 1993

## Stolen Bases

41-Michael Faulkner, 2012  
29-Jerome Miller, 1978  
28-Jerome Miller, 1977  
28-Kevin Maloney, 1983  
25-Jerome Stone, 1982  
25-John David Pattillo, 1989  
23-Michael Faulkner, 2010  
23-Tim Maloney, 1982

23-Jerome Stone, 1983  
23-Derek Alferman, 1993

## Base on Balls

49-Matt Bryant, 1996  
48-Jordan Castaldo, 2011  
45-Ryan Emery, 2013  
45-Logan Uxa, 2012  
45-Murray Watts, 2010  
44-Murray Watts, 2009  
44-Jerome Stone, 1982  
42-Derek Alferman, 1994  
42-Jon Richie, 1999  
40-Aaron New, 1997  
38-Todd Baumgartner, 2010  
38-Bob Cameras, 1977  
37-Brock Buckingham, 2001  
37-Toby Anglen, 1994  
36-Logan Uxa, 2013  
36-Zach George, 2012  
36-Brock Buckingham, 2002  
36-Blake Denischuk, 2002  
36-Bob Worthington, 1996

## Strikeouts

65-Elliot Jacobs, 2006  
61-Collin Massanelli, 2013  
61-Drew Benes, 2008  
54-Kyle Brunen, 2001  
52-Kent Brunen, 2000  
51-Murray Watts, 2010  
51-Isaac Dillon, 2004  
50-Logan Uxa, 2012  
50-Jeff Kelley, 1997  
48-Alex Potts, 2013  
48-Ryan Emery, 2013  
47-Jeff Kelley, 1998  
46-Justin Fowler, 1997  
46-Aaron New, 1996  
45-Blake Denischuk, 2002  
45-Junior Cooper, 1977  
633 in 1999 (56 games)  
628 in 2005 (56 games)

## Pitching

### Lowest Earned Run Average

(Minimum one IP per team game)  
0.90-Jim McKay, 1961 (30 IP)  
1.56-Tommy Phillips, 1957 (23 IP)  
1.62-John Ferriell, 1969 (44.1 IP)  
1.68-Charles Blackburn, 1970 (32 IP)  
1.71-Jerry Dean, 1950 (63 IP)  
1.93-Paul Frets, 1955 (38 IP)  
1.96-Jay Akin, 1997 (110 IP)  
1.96-Charles Blackburn, 1972 (78.1 IP)  
2.03-Bob Sherrill, 1968 (39.2 IP)

## Victories

11-Keith Horn, 1994  
10-Jon David French, 1994  
9-Jacob Lee, 2012  
9-Jay Akin, 1996  
8-Jacob Lee, 2010  
8-Taylor Fowler, 2005  
8-Ryan Hamilton, 2004  
8-Tony Arthur, 2001  
8-Jay Akin, 1997  
8-Chad Soden, 1995  
8-Keith Horn, 1995  
8-Randy Phillips, 1992  
8-Charles Blackburn, 1971  
8-Rusty Bourg, 1970

## Appearances

32-Nick Lambert, 2007  
31-Brad Thomas, 2002  
30-Ryan Hamilton, 2003  
29-Brandon Farley, 2012  
29-Chris Bullington, 2009  
29-Stephen Tharp, 2004  
29-Clint Helpenstill, 1999  
28-John Koch, 2012  
26-Nick Lambert, 2008  
26-Tim Egart, 2007  
26-Tim Egart, 2006  
26-Doug Walter, 2005  
26-Ryan Hamilton, 2004  
26-Matt Hicks, 2004  
26-Mark Dobson, 1996  
25-John Koch, 2013  
25-Seth McWilliams, 2013  
25-Nick Lambert, 2008  
25-Chris Bullington, 2008  
25-Blake Ring, 2004  
25-Blake Ring, 2003

## Innings Pitched

128-Jon David French, 1994  
123 2/3-Jason Benson, 1996  
122-Tony Arthur, 2001  
118 2/3-Keith Horn, 1994  
116 1/3-Jay Akin, 1996  
113 1/3-Keith Horn, 1995  
111 2/3-Matt Whiteside, 1990  
110 1/3-Daniel Wright, 2013  
110 1/3-Mark Dobson, 1998  
110 1/3-Jay Akin, 1997  
109-Jody Petty, 2003  
109 1/3-Robby Cuffia, 2001

## Walks Allowed

56-Bill Taylor, 1982 (61.2 IP)  
55-Brinn Williford, 1980 (52.2 IP)  
54-Mark Dobson, 1998 (110.1 IP)

# A-STATE BASEBALL

54-Matt Gordon, 1991 (82.1 IP)  
 52-A.L. Gatewood, 1959 (84.1 IP)  
 50-Steve Speilman, 1978 (59 IP)

## Strikeouts

117-A.L. Gatewood, 1959 (84.1 IP)  
 111-Mark Dobson, 1998 (110.1 IP)  
 106-Keith Horn, 1995 (113.1 IP)  
 98-T.J. Brewer, 2007 (90.1 IP)  
 96-Daniel Wright, 2013 (110.1 IP)  
 95-Matt Whiteside, 1990 (111.2 IP)  
 92-Jerry Hudgins, 1964 (98.1 IP)  
 88-Ryan Hamilton, 2004 (68.2 IP)  
 87-Tony Arthur, 2001 (122 IP)  
 87-Jon David French, 1994 (128 IP)

## Fielding

### Highest Fielding Percentage

1.000-Randy Sugg, 1997 (118 Ch.)  
 1.000-Steve Carson, 1985 (155 Ch.)  
 1.000-Greg Crow, 1995 (119 Ch.)  
 1.000-Nick Martin, 2001 (120 Ch.)  
 .997-Tyler Smith, 2011(292 Ch.)  
 .997-Chris Prothro, 2005 (312 Ch.)  
 .997-Aaron New, 1998 (394 Ch.)  
 .995-Randy Sugg, 1998 (217 Ch.)  
 .995-Cody Allison, 1996 (195 Ch.)  
 .995-Dusty Sexton, 2003 (417 Ch.)  
 .994-Geoff Desmond, 2004 (362 Ch.)  
 .993-Drew Benes, 2008 (414 Ch.)  
 .992-Jordan Castaldo, 2011 (478 Ch.)  
 .991-Murray Watts, 2010 (526 Ch.)  
 .991-Todd Baumgartner, 2010 (112 Ch.)  
 .991-Brandon Eller, 2009 (425 Ch.)  
 .989-Brandon Eller, 2007 (474 Ch.)  
 .986-Lawson Hipps, 2008 (369 Ch.)  
 .984-Todd Baumgartner, 2009 (123 Ch.)  
 .983-Drew Rogers, 2006 (300 Ch.)

## Putouts

506-Murray Watts, 2010  
 496-Logan Uxa, 2013  
 492-Geoff Desmond, 2005  
 488-Shane Eaker, 1993  
 481-Kent Brunen, 2001  
 445-Jordan Castaldo, 2011  
 441-Shane Eaker, 1992  
 434-Brandon Eller, 2007  
 425-Brandon Eller, 2009  
 417-Dusty Sexton, 2003  
 414-Bart McMillen, 1995  
 405-Elliot Jacobs, 2006  
 404-Zach George, 2012  
 402-Aaron New, 1997  
 388-Kortney Paul, 1994

## Assists

195-Chris Floyd, 1994  
 189-Chris Floyd, 1995  
 181-Matt Bryant, 1996  
 177-Dustin Jones, 2013  
 175-Brock Buckingham, 2001  
 165-Matt Bales, 1999  
 161-Dustin Jones, 2012  
 161-Matt Bryant, 1997  
 158-Chris Floyd, 1993  
 157-Ryan Hudgins, 2008  
 156-L.A. Bowman, 1998  
 155-L.A. Bowman, 1997  
 155-Chris Rich, 2005

## Errors

29-John David Pattillo, 1989  
 26-Chris Floyd, 1993  
 25-George Sterner, 2002  
 22-Jordan Kimball, 2009  
 22-Mike Sirianni, 2004  
 22-Chris Rich, 2005  
 21-Mark Stephens, 1982  
 20-Jerome Stone, 1982  
 20-Bobby Bailey, 1990  
 20-Jim Loflin, 1990  
 20-Bobby Bailey, 1991  
 20-Chad Cole, 1999

## TEAM RECORDS

### Batting Records

#### At Bats

Game: 61 vs. Murray State, 1960  
 Season: 2,146-1994

#### Runs Scored

Game: 28 vs. Memphis State, 1992  
 Season: 429-2005

#### Hits

Game: 26 vs. Arkansas-Little Rock, 1994  
 Season: 647-2010

#### Runs Batted In

Game: 26 vs. Memphis State, 1992  
 Season: 390-2005

#### Doubles

Game: 7 vs. UTM, 2005; at UALR, 2005; vs. Memphis State, 1991; 7 vs. Mississippi, 1976  
 Season: 135-2005

#### Triples

Game: 5 vs. North Dakota St., 1956  
 Season: 20-1949

## Home Runs

Game: 8 at UALR, 2005  
 Season: 78-2005

## Total Bases

Game: 56 at Arkansas-Little Rock, 2005  
 Season: 1023-2005

## Stolen Bases

Game: 10 vs. Southwestern, 1953  
 10 vs. Arkansas Tech, 1952  
 Season: 91-1982,1983

## Base on Balls

Game: 18 vs. Arkansas College, 1994  
 Season: 292-1994

## Strikeouts

Game: 18 vs. Lamar, 1995  
 Season: 469-2013  
 440-1999

## Left on Base

Game: 18 vs. New Orleans, 2003  
 Season: 530-1994

## Batting Average

High: .314-2005  
 Low: .162-1963

## Runs per game

High: 7.90-1956  
 Low: 2.50-1963

## Hits per game

High: 11.29-2005  
 Low: 4.81-1963

## Walks per game

High: 5.95-1952  
 Low: 2.77-1970

## Strikeouts per game

High: 8.26-1965  
 Low: 3.61-1975

## Pitching Records

### Most Innings Pitched

Game: 22 vs. Murray State, 1961  
 Season: 553.7-1994

### Most Strikeouts

Game: 19 vs. Bradley, 2013  
 18 vs. Memphis, 1995  
 18 vs. Kansas State, 1960  
 Season: 487-2013  
 407-1994

# A-STATE BASEBALL

## Most Walks

Game: 16 vs. Northern Illinois, 1981  
16 vs. Murray State, 1975  
Season: 246-1990

## Most Runs Allowed

Game: 27 vs. Washington (Mo.), 1956  
Season: 425-1999

## Most Earned Runs Allowed

Game: 24 vs. New Orleans, 2008  
Season: 334-1999

## Hits Allowed

Game: 25 vs. New Orleans, 1989; vs.  
Washington (Mo.), 1956; vs.  
New Orleans,  
Season: 587-2010

## Earned Run Average

High: 7.98-1990  
Low: 2.55-1968

## Runs Allowed per Game

High: 9.16-1991  
Low: 3.24-1971

## Hits Allowed per Game

High: 11.31-1991  
Low: 6.29-1967

## Walks per Game

High: 6.00-1952  
Low: 2.55-1970

## Strikeouts per Game

High: 8.75-1959  
Low: 2.79-1948

## Fielding Records

### Putouts

Game: 66 vs. Murray State, 1961  
Season: 1,662-1994

### Assists

Game: 21 vs. Mississippi State, 1976  
21 vs. NATTC, 1951  
Season: 708-1994

### Errors

Game: 9 vs. Memphis, 2009; vs.  
Memphis State, 1991; vs. Ark.-  
Little Rock, 1983; vs.  
Louisiana Tech, 1959; vs.  
Kansas State, 1954; vs

Henderson State, 1952  
Season: 137-1991

## Double Plays

Game: 5 vs. Arkansas Tech, 1952  
Season: 59-1998, 1994

## Fielding Percentage

High: .973-2012  
Low: .890-1952

## Miscellaneous Records

### Games Played

High: 64-1994  
Low: 17-1957

### Games Won

High: 39-1994  
Low: 5-1980

### Games Lost

High: 38-1999, 1990  
Low: 7-1956

### Consecutive Games Won

Season: 11-1968

### Consecutive Games Lost

Season: 19-1980

### Conference Wins

High: 20-1995 (Sun Belt)  
Low: 1-1991 (America South)

### Conference Losses

High: 26-1999 (Sun Belt)  
Low: 3-1973, 1970 (Southland)

### Won-Lost Percentage

High: .757 (26-8-1; 1967)  
Low: .122 (5-36; 1980)

## SEASON TEAM LEADERS

### Batting

#### Highest Batting Average

.314 in 2005  
.312 in 2010  
.307 in 1998  
.296 in 2009  
.296 in 1997  
.294 in 1956  
.291 in 1994  
.289 in 1988

#### Runs

429 in 2005 (56 games)  
414 in 1994 (64 games)  
377 in 2010 (58 games)

367 in 1998 (50 games)  
364 in 2006 (52 games)  
361 in 2004 (57 games)  
348 in 1995 (57 games)  
337 in 2009 (53 games)  
332 in 2012 (57 games)  
331 in 2011 (59 games)  
329 in 1993 (59 games)

## Hits

647 in 2010 (58 games)  
632 in 2005 (56 games)  
624 in 1994 (64 games)  
576 in 2004 (57 games)  
562 in 2006 (52 games)  
560 in 2011 (59 games)  
557 in 2009 (53 games)  
550 in 1998 (50 games)  
541 in 2002 (58 games)  
538 in 2007 (55 games)  
538 in 2003 (55 games)

## Doubles

135 in 2005 (56 games)  
124 in 2004 (57 games)  
121 in 1998 (50 games)  
118 in 1997 (53 games)  
117 in 1994 (64 games)  
115 in 2006 (52 games)  
112 in 2008 (55 games)  
110 in 2010 (58 games)  
108 in 2000 (55 games)  
107 in 2002 (58 games)

## Triples

20 in 1949 (23 games)  
17 in 1955 (22 games)  
16 in 1956 (21 games)  
16 in 1967 (35 games)

## Home Runs

78 in 2005 (56 games)  
60 in 1998 (50 games)  
57 in 2006 (52 games)  
55 in 1997 (53 games)  
53 in 2004 (57 games)  
49 in 2003 (55 games)  
46 in 2007 (55 games)  
42 in 1999 (56 games)

## Runs Batted In

390 in 2005 (56 games)  
352 in 1994 (64 games)  
345 in 2010 (58 games)  
324 in 2004 (57 games)  
320 in 2006 (52 games)  
318 in 1998 (50 games)

# A-STATE BASEBALL

313 in 1995 (57 games)  
 301 in 2011 (59 games)  
 295 in 2012 (57 games)  
 291 in 2009 (53 games)  
 289 in 1997 (53 games)  
 288 in 1993 (59 games)

## Total Bases

1023 in 2005 (56 games)  
 889 in 2004 (57 games)  
 869 in 2010 (58 games)  
 866 in 2006 (52 games)  
 863 in 1998 (50 games)  
 860 in 1994 (64 games)  
 814 in 1997 (53 games)  
 804 in 2007 (55 games)  
 804 in 2003 (55 games)  
 786 in 2009 (53 games)  
 785 in 2002 (58 games)

## Strikeouts

440 in 1999 (56 games)  
 407 in 2004 (57 games)  
 398 in 2002 (58 games)  
 396 in 2001 (58 games)  
 382 in 2011 (59 games)  
 380 in 2000 (55 games)  
 368 in 2007 (55 games)  
**366 in 2010 (58 games)**  
 357 in 2008 (55 games)  
 344 in 1997 (53 games)  
 342 in 2006 (52 games)  
 337 in 2009 (53 games)

## Bases on Balls

292 in 1994 (64 games)  
 281 in 2012 (37 games)  
 279 in 2011 (59 games)  
 278 in 1996 (59 games)  
 255 in 2010 (58 games)  
 249 in 1982 (44 games)  
 248 in 1995 (57 games)  
 245 in 2002 (58 games)  
 242 in 2009 (53 games)  
 231 in 1997 (53 games)

## Stolen Bases

91 in 1982 (44 games)  
 91 in 1983 (34 games)  
 61 in 2006 (52 games)  
 60 in 1977 (49 games)  
 58 in 2012 (57 games)  
 56 in 1951 (24 games)

## Left on Base

552 in 2010 (58 games)  
 530 in 1994 (64 games)

525 in 2009 (53 games)  
 522 in 2011 (59 games)  
 503 in 2002 (58 games)  
 499 in 2012 (57 games)  
 494 in 1996 (59 games)  
 449 in 2005 (56 games)  
 449 in 2003 (55 games)  
 447 in 1995 (57 games)

## Pitching

### Lowest ERA

2.55 in 1968  
 2.60 in 1967  
 2.65 in 1963  
 2.80 in 1971  
 2.86 in 1966

### Hits Allowed

587 in 2010 (58 games)  
 582 in 1999 (56 games)  
 582 in 2000 (55 games)  
 579 in 2005 (56 games)  
 573 in 2004 (57 games)  
 570 in 2007 (55 games)  
 569 in 1994 (64 games)  
 563 in 2008 (55 games)  
 560 in 2011 (59 games)  
 553 in 2002 (58 games)

### Most Runs Allowed

425 in 1999 (56 games)  
 412 in 1991 (45 games)  
 395 in 2007 (55 games)  
 393 in 1990 (49 games)  
 384 in 2006 (52 games)  
 370 in 2008 (55 games)  
 358 in 2005 (56 games)  
 357 in 2000 (55 games)  
**353 in 2010 (58 games)**  
 350 in 2009 (53 games)

### Most Earned Runs All.

334 in 1999 (56 games)  
 322 in 1990 (49 games)  
 320 in 2006 (52 games)  
 315 in 2008 (55 games)  
 304 in 2007 (55 games)  
 298 in 2000 (55 games)  
 296 in 2005 (56 games)  
 296 in 1991 (45 games)  
 294 in 2004 (57 games)  
 294 in 2009 (53 games)  
 288 in 2001 (58 games)

### Strikeouts

407 in 1994 (64 games)  
 399 in 2011 (59 games)

391 in 2012 (57 games)  
 392 in 2009 (53 games)  
 384 in 2007 (55 games)  
 382 in 1995 (57 games)  
 382 in 2010 (58 games)  
 374 in 2004 (57 games)  
 363 in 1997 (53 games)  
 363 in 2008 (55 games)  
 361 in 2002 (58 games)  
 355 in 2005 (56 games)  
 352 in 2006 (52 games)

### Walks Allowed

246 in 1990 (49 games)  
 241 in 1994 (64 games)  
 241 in 1993 (59 games)  
 238 in 1989 (45 games)  
 237 in 1980 (41 games)

### Innings Pitched

553.2 in 1994  
 526 in 2011  
 511 in 2010  
 504.2 in 1996  
 503 in 2001  
 501.1 in 2012  
 501.1 in 2002  
 491.2 in 1995  
 490.1 in 2005  
 486.1 in 2003

## Fielding

### Highest Fielding %

.973 in 2012  
 .972 in 1998  
 .971 in 2001  
 .970 in 1994  
 .969 in 1995  
 .968 in 1996  
 .966 in 2008  
 .964 in 1997  
 .964 in 2010  
 .964 in 2011  
 .962 in 2005

### Putouts

1662 in 1994 (64 games)  
 1578 in 2011 (59 games)  
 1533 in 2010 (58 games)  
 1514 in 1996 (59 games)  
 1509 in 2001 (58 games)  
 1504 in 2012 (57 games)  
 1504 in 2002 (58 games)  
 1482 in 2004 (57 games)  
 1475 in 1995 (57 games)  
 1471 in 2005 (56 games)

# A-STATE BASEBALL

## Assists

708 in 1994 (64 games)  
 665 in 1996 (59 games)  
 664 in 2001 (58 games)  
 636 in 1995 (57 games)  
 633 in 1999 (56 games)  
 628 in 2005 (56 games)

## Double Plays

59 in 1998 (50 games)  
 59 in 1994 (64 games)  
 57 in 1997 (53 games)  
 56 in 2001 (58 games)  
 50 in 2005 (56 games)  
 47 in 1996 (59 games)  
 49 in 2007 (55 games)

## Miscellaneous

### Longest Game

22 Innings (1961)-ASU vs. Murray State  
 (9-9, tie)

### Longest Winning Streaks

11 in 1968  
 10 in 1993  
 9 in 1997  
 8 in 1994  
 8 in 2000

### Longest Losing Streaks

19 in 1980  
 15 in 1991

RECORDS

## ARKANSAS STATE IN POSTSEASON PLAY

### DIVISION I PLAYOFFS 1994

**CENTRAL REGIONAL:**  
 OKLAHOMA 10, ASU 3  
 ASU 10, UT-SAN ANTONIO 5  
 ASU 4, NEVADA 2  
 TEXAS 9, ASU 4

### 1970

**DISTRICT IV:**  
 PAN AMERICAN 5, ASU 0  
 TEXAS 5, ASU

### COLLEGE DIVISION PLAYOFFS 1968

**MIDWEST REGIONAL:**  
 ASU 11, NORTHERN IOWA 3  
 ASU 11, MANKATO STATE 1

### COLLEGE WORLD SERIES:

DELTA STATE 3, ASU 1  
 ASU 10, LONG ISLAND 3  
 DELTA STATE 4, ASU 3

### 1967

**MIDWEST REGIONAL:**  
 ASU 6, NORTH DAKOTA 3  
 ASU 12, SEMO 6  
 NORTH DAKOTA 7, ASU 6

### FINALS:

ASU 9, NORTH DAKOTA 6

## ASU No Hitters and One Hitters

### No Hitters - By ASU Pitchers

Taylor Fowler vs. Northwestern, 2005  
 Len Manning/Joey Hector vs. Harding, 1993  
 Reggie Gatewood vs. Arkansas-Little Rock, 1991  
 Preston Parker vs. Texas Pan American, 1983  
 Rick Sanquist vs. Harding, 1981  
 Ernie Crone vs. Southern Illinois, 1951


### No Hitters -Against ASU

Arkansas-Little Rock-1990  
 Murray State-1971  
 Southern Illinois-1953


### One Hitters-By ASU Pitchers

Keith Horn vs. South Alabama, 1993  
 Brinn Williford vs. Ole Miss, 1978  
 Paul Williamson vs. Northern Iowa, 1977  
 Doug Walters vs. Northeast Louisiana, 1974  
 Rusty Bourg vs. Abilene Christian, 1970  
 A.L. Gatewood vs. Arkansas-Little Rock, 1959

# A-STATE BASEBALL



**J. A. Tomlinson**  
**29 years**  
**1948-1976**  
**363-425-7 (.461)**



**Richard Johnson**  
**15 years**  
**1977-1991**  
**200-406-1 (.330)**



**Bill Bethea**  
**11 years**  
**1992-2002**  
**311-310 (.501)**



**Keith Kessinger**  
**5 years**  
**2003-2008**  
**148-178-1 (.452)**

**Tommy Raffo**  
**6th Year**  
**2009-Present**  
**142-143-1**



RECORDS

## Year by Year Records

Year	Record	Pct.	1970	16-17	.485	1993	33-26	.559
1948	10-9	.526	1971	20-17	.541	1994	39-25	.609
1949	13-10	.565	1972	11-19	.367	1995	37-20	.649
1950	12-11	.522	1973	8-18	.308	1996	32-27	.542
1951	14-10	.585	1974	19-26	.422	1997	35-18	.660
1952	6-14	.300	1975	17-19	.472	1998	30-20	.600
1953	7-17	.292	1976	18-28	.391	1999	18-38	.321
1954	9-14	.391	1977	15-34	.306	2000	20-35	.364
1955	11-11	.500	1978	16-31	.340	2001	22-36	.379
1956	14-7	.667	1979	10-25	.286	2002	23-35	.397
1957	6-11	.353	1980	5-36	.122	2003	24-31	.436
1958	9-10	.474	1981	17-20	.459	2004	29-28	.508
1959	11-13	.458	1982	25-18-1	.579	2005	33-23	.589
1960	11-14-2	.444	1983	16-18	.471	2006	22-30	.423
1961	13-12	.520	1984	6-25	.194	2007	20-32	.384
1962	10-15	.400	1985	11-22	.333	2008	20-34-1	.363
1963	7-19	.269	1986	20-21	.488	2009	23-30	.433
1964	12-21	.364	1987	12-23	.343	2010	30-28	.517
1965	7-14-2	.304	1988	15-26	.366	2011	27-31-1	.457
1966	10-12-1	.457	1989	11-34	.244	2012	34-23	.593
1967	26-8-1	.757	1990	11-38	.224	2013	28-31	.474
1968	22-12-1	.643	1991	10-35	.222	<b>Total</b>	<b>1141-1432-2</b>	<b>.443</b>
1969	14-17	.452	1992	22-30	.423			



# A-STATE BASEBALL

Opponent	W	L	T	First	Last	Opponent	W	L	T	First	Last
Abilene Christian	10	7	0	1964	1973	Hot Springs Bathers	0	1	0	1952	1952
Akron	1	1	0	2006	2006	Houston	0	1	0	1979	1979
Alabama	6	13	0	1969	2002	Illinois	3	3	0	1957	1967
<b>Alabama-Birmingham</b>	<b>2</b>	<b>2</b>	<b>0</b>	<b>2011</b>	<b>2013</b>	Illinois-Chicago	3	0	0	1967	1972
<b>Arkansas-Little Rock</b>	<b>66</b>	<b>41</b>	<b>0</b>	<b>1975</b>	<b>2013</b>	<b>Illinois State</b>	<b>0</b>	<b>3</b>	<b>0</b>	<b>1949</b>	<b>1974</b>
<b>Arkansas-Monticello</b>	<b>5</b>	<b>0</b>	<b>0</b>	<b>1949</b>	<b>1952</b>	Indiana	0	9	0	1955	1977
Arkansas-Pine Bluff	9	1	0	1998	2012	Indiana State	3	1	0	1996	2000
Arkansas State Teachers	3	5	0	1948	1959	Iowa	0	1	0	1948	1948
Arkansas Tech	5	6	0	1949	1957	Iowa State	5	4	1	1967	2001
Arkansas Travelers (pro)	0	1	0	1972	1972	IPFW	0	1	0	2010	2010
Auburn	0	1	1	2010	2011	Jackson State	1	0	0	2007	2007
Augustana (Ill.)	4	0	0	1979	1979	Jacksonville	11	16	0	1993	1998
Austin Peay State	8	5	0	1995	2012	Kansas	6	10	0	1955	1986
Barksdale Air Force Base	1	0	0	1955	1955	Kansas State	11	6	0	1953	2008
Baylor	1	0	0	1996	1996	Kentucky	1	0	0	2006	2006
Belmont	1	0	0	2004	2004	Lafayette	1	0	0	1990	1990
Bowling Green	0	3	0	1970	1970	Lamar	32	58	0	1967	2012
Bradley	8	3	0	1959	2013	Lambuth	13	0	0	1994	2002
Centenary	6	6	0	1953	1997	Lipscomb	1	0	0	2004	2004
<b>Central Arkansas</b>	<b>14</b>	<b>7</b>	<b>0</b>	<b>1951</b>	<b>2007</b>	Livingston (Ala.)	1	2	0	1973	1976
Central Florida	0	3	0	1991	1991	Long Island	1	0	0	1968	1968
Central Michigan	1	7	0	1979	1989	<b>Louisiana-Lafayette @</b>	<b>36</b>	<b>70</b>	<b>0</b>	<b>1972</b>	<b>2013</b>
Central Missouri	0	1	0	1962	1962	<b>Louisiana-Monroe %</b>	<b>28</b>	<b>26</b>	<b>0</b>	<b>1973</b>	<b>2013</b>
Chicago	4	1	0	1950	1961	Louisiana State	1	5	0	1993	1994
Chicago State	2	0	0	2009	2009	Louisiana Tech	37	76	0	1956	2001
Christian Brothers	19	10	0	1974	2003	Louisville	1	2	0	1992	1992
Cincinnati	1	0	0	1962	1962	Lyon College *	9	1	0	1950	2011
Clarksdale (semi-pro)	2	0	0	1948	1948	Maine	0	2	0	1989	1989
Clemson	0	1	0	1995	1995	Mankato State	2	1	0	1960	1968
Concordia (Minn.)	0	1	0	1957	1957	McNeese State	13	25	0	1973	2003
<b>Creighton</b>	<b>4</b>	<b>4</b>	<b>0</b>	<b>1969</b>	<b>2011</b>	Memphis Navy	12	6	0	1948	1957
Crichton	0	1	0	2005	2005	<b>Memphis #</b>	<b>54</b>	<b>90</b>	<b>1</b>	<b>1948</b>	<b>2013</b>
Dayton	1	0	0	2012	2012	<b>Miami (Ohio)</b>	<b>0</b>	<b>1</b>	<b>0</b>	<b>1992</b>	<b>1992</b>
Dallas Baptist	2	1	0	1999	2000	Michigan State	2	1	0	1978	2008
Delta State	24	30	0	1948	2002	Millikin (Ill.)	1	0	0	1978	1978
Denison	1	0	0	1994	1994	Middle Tennessee State	17	25	0	2001	2013
DePaul	0	1	0	1960	1960	<b>Mississippi</b>	<b>23</b>	<b>78</b>	<b>0</b>	<b>1951</b>	<b>2013</b>
Eastern Illinois	18	4	0	1967	2005	Mississippi College	0	1	0	1974	1974
Eastern Kentucky	3	1	0	1995	1995	Mississippi State	10	42	0	1954	2006
Evansville	3	6	0	2010	2012	Missouri	7	20	0	1958	2013
Freed-Hardeman	2	0	0	1995	2006	Missouri Southern	1	1	0	1981	1992
Florida Atlantic	6	13	1	2007	2013	<b>Missouri State&amp;</b>	<b>22</b>	<b>38</b>	<b>0</b>	<b>1964</b>	<b>2013</b>
Florida International	20	31	1	1999	2013	Missouri-St. Louis	1	4	0	1971	1977
Harding	33	6	0	1981	2003	Morehead State	1	0	0	1982	1982
Harris-Stowe State	4	0	0	2008	2009	Morningside (Iowa)	3	1	0	1977	1983
Henderson State	5	4	0	1950	2006	<b>Murray State</b>	<b>46</b>	<b>51</b>	<b>1</b>	<b>1948</b>	<b>2012</b>

ALL-TIME OPPONENTS

# A-STATE BASEBALL

Opponent	W	L	T	First	Last	Opponent	W	L	T	First	Last
Navy	1	0	0	2008	2008	St. Francis (Ill.)	1	0	0	1981	1981
Nebraska	0	1	0	2000	2000	St. John's	0	1	0	1990	1990
Nevada	1	0	0	1994	1994	St. Mary's (Minn.)	1	0	0	1958	1958
New Mexico	0	2	0	1976	2003	St. Louis	20	22	1	1953	1998
New Mexico State	7	13	0	1987	2005	Stephen F. Austin	1	0	0	1983	1983
New Orleans	25	49	0	1974	2010	Stillman	3	0	0	1971	1971
Nicholls State	1	2	0	1973	1994	Tennessee	2	2	0	1969	2013
North Alabama	1	0	0	1982	1982	Tennessee-Martin	33	15	1	1981	2013
North Dakota	13	4	0	1960	1970	Terre Haute	0	2	0	1949	1949
North Dakota State	1	0	0	1956	1956	Texas	0	6	0	1970	1994
North Texas	6	3	0	1984	1986	Texas A&M	1	6	0	1985	2001
Northeast Missouri State	3	0	0	1975	1975	<b>Texas-Arlington</b>	<b>32</b>	<b>34</b>	<b>0</b>	<b>1969</b>	<b>2009</b>
Northern Illinois	4	3	0	1979	2012	Texas-El Paso	2	0	0	1982	1982
Northern Iowa	10	4	0	1968	2004	Texas-Pan American	19	29	0	1970	1998
Northwestern	9	8	1	1960	2007	Texas-San Antonio	1	0	0	1994	1994
Northwestern (La.) State	2	5	0	2000	2004	<b>Texas State</b>	<b>1</b>	<b>1</b>	<b>0</b>	<b>2009</b>	<b>2009</b>
Notre Dame	6	9	0	1953	1974	Toledo	2	1	0	2001	2001
Ohio	0	2	0	1972	1972	Trinity	8	12	0	1964	1970
Ohio State	0	1	0	2008	2008	<b>Troy</b>	<b>6</b>	<b>24</b>	<b>0</b>	<b>2006</b>	<b>2013</b>
Oklahoma	1	7	0	1985	1999	Tulane	0	4	0	1973	1974
Oklahoma City	0	1	0	1987	1987	Valparaiso	2	0	0	1948	1948
Oklahoma State	4	8	0	1976	2007	Vanderbilt	0	2	0	2004	2013
Oral Roberts	1	3	0	1992	2001	Wabash	0	1	0	1954	1954
Ouachita	4	2	0	1949	1980	Wake Forest	0	1	0	1989	1989
Ozarks (Ark.)	5	1	0	1949	1951	Washington (Mo.)	14	19	0	1953	1968
Portland	1	2	0	2010	2010	Western Illinois	6	6	0	1957	2013
Providence	0	2	0	1973	1973	<b>Western Kentucky</b>	<b>36</b>	<b>36</b>	<b>0</b>	<b>1993</b>	<b>2013</b>
Purdue	8	4	2	1959	1968	Western Michigan	0	3	0	1964	1964
Quincy (Ill.)	5	6	0	1958	1977	Wichita State	0	4	0	1992	1995
Rhodes	20	4	0	1950	1986	Williams Baptist	3	1	0	2001	2009
Rice	0	1	0	2000	2000	Winona State (Minn.)	0	1	0	1952	1952
Rutgers	2	1	0	1974	1974	Wisconsin	2	1	0	1968	1968
Samford	3	2	0	2006	2007	Wisconsin-Milwaukee	5	1	0	2005	2010
Sam Houston State	2	5	0	1977	2013	Wright State	2	0	0	1995	1995
Scott Air Force Base (Ill.)	0	1	0	1953	1953						
Seton Hall	1	0	0	2008	2008	* Formerly Arkansas College					
Siena	0	1	0	2009	2009	% Formely Northeast Louisiana					
<b>South Alabama</b>	<b>22</b>	<b>58</b>	<b>0</b>	<b>1993</b>	<b>2013</b>	# Formerly Memphis State					
South Dakota State	4	0	0	2005	2012	@ Formerly Southwestern Louisiana					
<b>Southeast Missouri State</b>	<b>33</b>	<b>29</b>	<b>0</b>	<b>1959</b>	<b>2013</b>	\$ Formerly Southwest Missouri State					
Southern Arkansas	1	1	0	1996	1999	<b>2014 Opponents in Bold</b>					
Southern Illinois	20	47	0	1948	2011						
SIU-Edwardsville	6	9	0	1968	2012						
Southern Mississippi	0	6	0	2005	2008						
Southwest Baptist	3	0	0	1993	1998						
Southwest Texas State	0	1	0	2000	2000						

ALL-TIME OPPONENTS

# A-STATE BASEBALL

## — A —

Abel, Neil	1957, '58
Akel, Abraham	1966
Akin, Jay	1996 '97
Alexander, Glen	1977
Allen, Brad	2010 '11
Allen, Mike	1978 '79
Allison, Cody	1995 '96
Allison, Josh	2002 '03 '04 '06
Amann, Rudolph	1947
Ammons, Bill	1948 '49
Anderson, Brian	1993 '94
Anderson, Jerry	1988 '89
Anderson, John	2000, '01 '02 '03
Anglen, Toby	1994 '95
Appleby, Bob	1947
Arms, Kevin	1985 '86
Arnold, Darrell	1956 '57
Arnold, Kevin	1972 '73 '74 '75
Arthur, Tony	2000, '01
Arthur, Robert	1973
Austin, Pel	1947 '48
Avant, Grey	2006 '07 '08

## — B —

Barstad, Brandon	2002
Bailey, Bobby	1990 '91
Bakanac, Ben	1954
Baker, Austin	2013
Bales, Matt	1999
Banks, John	1999
Banks, Scott	1999
Barber, Blake	1984 '85 '86 '87
Barham, Grover	1954 '55 '56
Barksdale, Aaron	1997 '98
Baucum, Hilton	1961
Baumgartner, Todd	2008 '09 '10 '11
Bax, Jacob	2012 '13
Baxter, Cade	2008
Beilsmith, Pat	1973
Benes, Drew	2008 '09 '10
Bennett, Brandon	2006
Benson, Jason	1996 '97
Bentley, Alfred	1960 '61
Berry, Jim	1970 '72
Bethune, Cecil	1965 '66 '67
Bevill, Jimmie	1962 '63
Biggs, Travis	1995
Birginske, Derek	2013
Bishop, Andrew	2005
Blackburn, Charles	1970 '71 '72 '73

Blackburn, Ryan	2007 '08
Blalack, Kearney	1971
Boesch, Joel	2006 '08
Boever, Doug	1985 '86
Boucher, Todd	2006
Bouldin, Chris	1999
Bounous, Ben	1974
Bourg, Rusty	1967 '68 '69 '70
Bowen, David	2011
Bowlin, Jim	1958 '59
Bowman, Lloyd Allen	'95 '96 '97 '98
Bowman, Jim	1955 '56 '57 '58
Brady, Don	1955
Brasfield, Glenn	1964
Bredensteiner, Reed	1999 '00
Brewer, T.J.	2006, 07
Brown, Kaleb	2012
Brock, Steve	1989 '90 '91 '92
Brown, Guy	2006 '07 '08
Brown, Kaleb	2013
Brown, Kyle	2003 '04
Brown, Lyn	1986 '87
Brown, Scott	1975
Browning, Bobby	1964 '65 '66 '67
Brunen, Kent	2000 '01
Brunen, Kyle	2000 '01
Bryant, Matt	1996 '97
Bucy, Jesse	1949 '50 '51
Buckingham, Brock	2001 '02
Bullington, Chris	2008
Burger, Randy	1982 '83 '84
Burke, Jim	1964 '65 '67 '68
Burkhead, Brad	2004, '05
Burks, Drew	2012 '13
Bussard, Todd	1998 '99

## — C —

Caceres, Andres	2010 '11
Caldwell, Bill	1957 '58 '59 '60
Callawaert, Jim	1971 '72
Callaway, Jim	1965 '66 '67 '68
Camien, Scott	1998
Campers, Vernon	1947
Camras, Bob	1975 '76 '77
Carda, Greg	1984 '85
Carlson, Scott	1998
Carr, Skipp	1981
Carrillo, Vic	1971 '72
Carson, Steve	1984 '85 '86 '87
Castaldo, Jordan	2010 '11
Castleberry, Michael	2001

Cates, Daneil	2004
Chambers, Neal	2002 '03
Chapple, Gerald	1954
Childs, Ralph	1958
Clark, Mike	1979
Clay, Michael	1998
Clements, Taylor	2010
Cloud, Matt	1997
Coatney, Brooks	2002
Cobb, John	1947
Coggins, Wilburn	1954
Cole, Chad	1999
Coleman, Brian	1998
Coleman, Derrick	2008
Conley, Myron	1948 '49
Cook, John	1952
Cook, Scott	1990 '91 '92
Cooper, Eddie	1974
Cooper, Junior	1977 '78 '79
Copeland, Ken	1971 '72 '73 '74
Corrigan, Ryan	1999 '00 '01 '02
Cothorn, Mack	1949 '50 '51
Craft, Lance	1998
Crail, Orland	1955
Cramer, Brent	2002 '03
Crews, Jim	1948
Croft, Eddie	1964 '65
Croft, Morgan	2012 '13
Crone, Ernie	1948 '49 '50 '51
Crow, Greg	1995 '96
Cuffia, Robby	2000 '01
Cunningham, Derek	2004
Cutler, Kevin	2002

## — D —

Dagestad, Wes	2010 '11
Darby, Ross	1992 '93 '94
Darling, Bryan	1994 '95
Darling, Don	1964
Daugherty, Fred	1951
Davis, Jeff	1970 '71 '73
Davis, John	1975 '76
Davis, Pete	1970 '71 '72 '73
Davis, Sandy	1980 '81 '82 '83
Davis, William	1965
Dawson, James	1962 '63
Deal, Larry	1963
Dean, Jerry	1948 '49 '50 '51
Deardorff, Kelley	1976
DeGrace, Kyle	2010
DeMoney, Josh	2010



# A-STATE BASEBALL

Hudgins, Ryan 2007 '08  
 Huffstutler, Jerry 1960 '61 '62 '63  
 Humphrey, David 2006  
 Hunt, Bruce 1982 '83  
 Hunter, Aaron 1999  
 Humes, Ross 2010

— I —

Irones, Brandon 2001, '02'  
 1959

— J —

Jackman, Eugene 1959  
 Jackson, Ivan 1963 '64  
 Jacksom, Larry 1980 '81 '82  
 Jackson, Philip 1997  
 Jacobs, Elliot 2003 '04 '05 '06  
 James, Ken 1971 '72  
 James, Ryan 1995  
 Jamieson, Terry 1983 '84 '85  
 Jankovich, Robert 1948  
 Jarvis, David 1980 '81  
 Jarvis, Jamie 1987 '88  
 Jastremski, James 1965  
 Jew, Sam 2010 '11  
 Johnson, Claude 2011, '12 '13  
 Johnson, Kenny 1988 '89  
 Johnson, Kevin 1994  
 Johnston, Josh 1997  
 Johnston, Judd 1990 '91  
 Jones, Billy 1959 '60 '61  
 Jones, Cannon 2001  
 Jones, Dustin 2011 '12 '13  
 Jones, Lee 1989  
 Jones, Jett 2006 '07 '08  
 Jumper, Tommy 1979 '80  
 Juricic, Richard 1951 '52

— K —

Karnes, John 1947 '48  
 Kazee, David 1993  
 Kell, Everett 1948 '49  
 Keller, Jim 1962 '63 '64  
 Keller, Jimmy 1977 '78 '79  
 Kelley, Jeff 1995 '96 '97 '98  
 Kelly, Mike 1971 '72  
 Kenley, David 1990 '92 '93  
 Kennedy, Marvin 1961 '62 '63  
 Kerwood, Chris 2012  
 Key, Calvin 1994 '95 '96 '97  
 Kimball, Jordan 2007 '08 '09 '10

Kincannon, James 2002  
 Kinning, Brett 2005, 06  
 Klein, Jeff 1996 '97 '98 '99  
 Kline, Robbie 1981  
 Kline, Steve 1983 '84 '85 '86  
 Klosterman, Mark 1973 '74  
 Klutho, Bill 1972 '73 '74 '75  
 Koch, John 2010 '11, '12 '13  
 Koldus, John 1952 '53  
 Korona, Phil 1978 '80 '81  
 Kuecker, Josh 1999  
 Kull Jr., Kevin 2005 '06  
 Kuhl, Eric 1992 '93  
 Kyle, Cory 2011 '12

— L —

Lacefield, Jesse 1950  
 Ladd, Carl 1956  
 Lamb, Jimmy 1958  
 Lambert, Nick 2006 '07 '08  
 Lance, John 1983  
 Landwehrmeier, Harold 1949  
 Lane, Russell 1989 '90  
 Langford, Josh 1998  
 Langley, Harry 1969 '70  
 Lapka, Eli 2002 '03  
 Lee, Jacob 2009 '10 '11 '12  
 Leech, Richard 1960 '61  
 Lemings, Don 1968  
 Lewis, Joey 1992  
 Levy, Stuart 2012 '13  
 Lillard, Darren 1988  
 Linsenmeyer, Craig 1994  
 Loflin, Jim 1991  
 Lovell, Brad 2002  
 Lundborg, Thomas 2011  
 Luthe, Jon 2013  
 Lyons, Dan 1993 '94 '97  
 Lyons, Jeremy 2006

— M —

Mabry, Don 1970 '71  
 MacLean, Alex 1997 '98  
 Maggard, Jacob 2008  
 Maggio, Zach 2010 '11, '12  
 Malatesta, Phillip 2011  
 Malone, Jason 1991  
 Maloney, Kevin 1982 '83 '84  
 Maloney, Tim 1981 '82 '83  
 Maloney, Tom 1983  
 Manning, Len 1993

Marcum, Dan 1988  
 Maricle, Brandon 2000 '01  
 Marple, Jeremy 1996 '97  
 Martin, Nick 2000 '01  
 Martin, Troy 2004  
 Massanelli, Collin 2012 '13  
 Massey, Mark 1979 '80  
 Massey, Wade 1998 '99 '00 '01  
 Mathis, Mitch 1989 '90 '91 '92  
 Matlosz, Ron 1967  
 Mayberry, Derick 1988 '90 '91  
 Mayfield, Marty 2000  
 Mazzanti, Allen 2000 '01  
 McCord, Derek 1988  
 McCord, Jim 1953  
 McCullough, Al 1977  
 McCullough, Howard 1976  
 McCullough, Paul 1979 '80 '81 '82  
 McDade, Mark 1981  
 McDowell, Jason 1996  
 McElrath, Jeff 1986 '87 '88 '89  
 McElrath, Wayne 1953 '54 '57 '58  
 McGrath, Jack 2007  
 McGrew, Mitch 1985 '86 '87 '88  
 McGuire, Criss 1967 '68  
 McKay, Dougal 1986  
 McKay, Jim 1961 '62 '63 '64  
 McKeel, James 1963  
 McKinney, Curt 1977  
 McLain, Ed 1970 '71 '72 '73  
 McMasters, Anthony 1996  
 McMillen, Bart 1994 '95  
 McMinn, J.C. 1953 '54 '55  
 McWhirter, Kenneth 1948  
 McWilliams, Ripley 1993 '94  
 McWilliams, Seth 2012 '13  
 Medling, Mike 1975  
 Meyerowich, Gene 1976 '77 '78 '79  
 Michael, Larry 1992 '93  
 Miller, Brad 1998  
 Miller, Jerome 1976 '77 '78 '79  
 Miller, Mark 1978 '79  
 Miller, Maurice 1950  
 Miller, Steve 1972  
 Millerd, Ricky 1992 '93 '94 '95  
 Millhouse, Brandon 2010 '11 '12 '13  
 Milligan, Keith 1980 '81  
 Milton, Bill 1984 '85  
 Mitchell, Fred 1960 '61 '62  
 Moffett, Larry 1968 '69 '70 '71  
 Moffitt, Kyle 2004

# A-STATE BASEBALL

Monahan, Pat	1992 '93	Payne, Mark	1980 '81 '82 '83	'10	
Moon, Wayne	1947	Peag, Johnny	1957	Riggan, Kody	1990 '91
Moore, Rick	1976	Peresta, Jim	1971 '72	Riggs, Don	1955 '56 '57 '58
Morgan, Matt	2004 '05	Perkins, Bill	1965	Riley, Sean	1998
Morris, Andy	1958 '59 '60 '61	Peters, Vince	1995	Ring, Blake	2003 '04 '05
Morrison, Steve	1967 '68 '69	Pettus, Brent	1996 '97 '98	Ring, Tanner	2013
Morrison, Steve	1976 '77	Petty, Jody	2002 '03	Robbins, Mike	1975 '76 '77
Morrow, Jerry	1965 '66	Philhours, Joel	1977 '78 '79	Roberson, Adam	2002 '03
Moxley, William	1964	Phillips, Randy	1992	Roberts, Dean	1977 '78 '79
Mueller, Gary	1970 '71 '73	Phillips, Ronnie	1992 '93	Roberts, Rayn	2012 '13
Mueller, Jim	1966 '67 '68 '69	Phillips, Scotty	1947 '48	Robinson, Chris	1991 '93 '94
Muller, Michael	2004 '05	Phillips, Tommy	1956 '57 '58	Robinson, Ryker	1994 '95
Murillo, John	1974	Pickett, Bobby	1990 '91	Robinson, Shane	1995 '96
Murphy, Glen	1976 '77	Pickett, Joe	1957 '58	Rogelstad, Matt	2003 '04
Murphy, Reginald	1995 '96	Pike, Jerry	1975	Rogers, Drew	2005 '06, '07
Murray, Bill	1985 '86	Piskorski, Josh	2000	Rogers, Randy	1978 '79 '80 '81
	<b>— N —</b>	Pitcock, Wayne	1967 '68 '69	Rose, Mark	1993 '94
Nash, Lynn	1961	Pitts, Gary	1972	Roth, Jim	1983 '84 '85
Nelms, Edward	1948 '49	Plumlee, Chris	1993	Rowden, Paul	1952
Nelms, Gerald	1954 '55 '56	Poe, Rick	1978 '79 '80	Runk, David	1969 '70 '71 '72
New, Aaron	1996 '97 '98	Poole, Larry	1962 '63	Runyan, Andy	2002 '03 '04 '05
Nichol, John	1996	Poole, Marshall	1982 '83	Ryan, Dana	1966 '67 '68
Nichols, Sean	2008	Porter, Tom	1960		<b>— S —</b>
Nichols, Tom	1965	Potts, Alex	2012 '13	Sagely, Tony	1985 '86
Nigut, Roman	1997 '98	Powell, Cody	2010 '11	Sandquist, Rick	1980 '81
Nortier, Todd	1986 '87	Powell, Jeff	1982	Saanches, Ray	1947 '48 '49
Nugent, A.J.	1958 '59 '60	Powell, Will	2005	Schmidt, Lennis	1955
	<b>— O —</b>	Presley, Jerry	1960 '61	Schneider, Eric	1994
Olivas, Willie	1992 '93	Prickel, A.J.	2007 '08	Schuck, Brian	2004 '05 '06
Oliver, Josh	2002	Proctor, Bobby	1992 '94	Schug, A.G.	1957
Olson, Nate	2001 '02	Prothro, Chris	2004, '05	Schroeder, Doug	2003
Orr, Phillip	1977 '78	Pruett, Allan	1970	Schultz, Duff	1949
Osment, Jim	1980 '81 '82 '83	Pryer, Shap	1950	Scott, Bobby	1949 '50 '51
Owen, David	2013		<b>— Q —</b>	Scott, Gary Don	1973
Owen, Ronald	1962	Quinn, Danny	1973	Sechrest, Bob	1951
	<b>— P —</b>		<b>— R —</b>	Self, Brent	2000
Pace, Cody	2007 '08 '09 '10	Ramirez, Ray	1972	Self, Brian	1991
Pagano, Bill	1964	Ramsey, Blake	1991	Settlemoir, Mark	1981
Palese, Tom	1984 '85	Rapert, Willis	1951 '52 '53 '54	Sexton, Dusty	2002 '03
Pardon, Charles	1962 '63	Rast, Carrell	1956	Seymore, Curtis	1962 '63 '64
Parker, David	1959	Ray, Dennis	1965	Shaneyfelt, Jim	1951 '52 '53 '54
Parker, Preston	1981 '82 '83 '85	Reed, Beau	1997 '98 '99	Shell, David	1978 '79 '80
Parks, John	1984 '85 '86 '87	Reynolds, Gifford	1956 '57 '58	Shelton, Alan	1983 '84
Pasternak, Pete	2006 '07 '08	Reynolds, Ryan	2000	Shelton, David	1983 '84 '85 '87
Parsons, Gerald	1956	Rhoades, Todd	1996 '97	Sherill, Bobby	1967 '68
Pattillo, John David	1988 '89	Rich, Chris	2004, '05	Shewmake, Shane	1992
Paul, Kortney	1994	Rich, Roger	1989 '90	Short, Daniel	2011
Paul, Thomas	1959 '60 '61	Richie, Jon	1999	Shipley, Zach	2002 '03
		Riemenschneider, Danny	2008 '09	Shores, Chris	2000
				Shordon, Levi	2012 '13

# A-STATE BASEBALL

Short, Daniel 2012  
 Siebert, Marty 1995  
 Silverthorn, Mark 2001 '02 '03  
 Simler, Kevin 1993 '94 '95 '96  
 Simmons, Bill 1970  
 Simpson, Homer 1951  
 Sinko, Jerry 1959 '60  
 Sirianni, Mike 2004, '05  
 Skaggs, Zach 2007  
 Skirvin, Lance 1994  
 Smart, Hudson 2004, '05 '06  
 Smigay, Dan 1950 '51 '52  
 Smith, Bill 1960 '61 '62  
 Smith, Dewey 1984 '86 '87  
 Smith, Dub 1993 '94  
 Smith, Hunter 2007  
 Smith, Jackie 1970  
 Smith, Jeremy 1999  
 Smith, John Duke 1954  
 Smith, Keith 1985  
 Smith, Steve 1975 '76  
 Smith, Tyler 2010, '11  
 Smithers, J.C. 1948 '49  
 Snider, Butch 1987  
 Soden, Chad 1994 '95  
 Sommers, Bill 1950 '51 '52 '53  
 Spann, Bobby 1952 '53 '54  
 Spence, Loren 1954 '55 '56  
 Spielman, Steve 1978 '79  
 Spikes, Cody 1999  
 Stafford, Lane 1999 '00 '01 '02  
 Stallings, Tim 1985 '86 '87 '88  
 Starr, Maurice 1948 '49 '50  
 Stephens, Mark 1980 '81 '82  
 Sterner, George 2000 '01 '02 '03  
 Sterns, Jim 1991  
 Stevens, Jim 1953 '54  
 Stone, Jerome 1980 '81 '82 '83  
 Stotts, John 1953  
 Stout, Dennis 1987 '88  
 Strange, C.A. 1963  
 Stroud, Rick 1981  
 Sugg, Joe 2002 '04 '05  
 Sugg, Randy 1995 '96 '97 '98  
 Sulicz, Paul 1975  
 Sullivan, John 1996  
 Sutton, Rocky 1978

— T —

Tadich, Jim 1949 '50  
 Takacs, Robert 1954 '56 '57

Tate, Kevin 1988 '89 '90 '91  
 Taylor, Bill 1982 '83 '84  
 Taylor, Conner 1947  
 Taylor, Gilbert 1949 '52  
 Taylor, Lindal 1950  
 Taylor, Nick 2012  
 Taylor, Phillip 1994  
 Teaster, Leonard 1956 '57  
 Terrall, Charles 1969  
 Tharp, Stephen 2004 '05  
 Thomas, Brad 2002  
 Thomas, Harold 1953 '54 '55 '56  
 Thomas, Richard 1951  
 Tiefenauer, Jeff 1974 '75  
 Tinnin, Ronnie 1962  
 Tipton, Johnny 1966 '67  
 Tomlinson, Joe 1964 '65 '66  
 Torr, Jordan 2008  
 Travers, Darrin 1992 '93  
 Treadway, Jay 1993 '94  
 Turner, Joe 1947  
 Turner, Matt 1980 '81  
 Turpin, John 1983 '84  
 Tyler, Sam 1998

— U —

Uchtman, Lyle 1999 '00  
 Uhlmansiek, Tommy 1947  
 Unrat, Chris 1992 '93  
 Unser, Jerry 1972 '73 '74 '75  
 Uxa, Logan 2010 '11 '12 '13

— V —

Vallot, Joey 1988 '89  
 Vertz, Karnie 2003 '04  
 Vines, Cecil 1950  
 Vorhoff, Keith 2001

— W —

Wade, Jeremy 1997  
 Wagner, Fred 1955  
 Wagner, Jim 1967 '68 '69 '70  
 Walker, Brent 1991  
 Walker, Randy 1981  
 Wallace, Bradley 2011 '12 '13  
 Wallace, Lee 1987 '88  
 Walls, Raymond 1951 '52  
 Walters, Charles D. 1975  
 Walter, Doug 2004 '05  
 Walters, Doug 1972 '73 '74  
 Walters, Keith 1980 '81

Ware, Chase 2008  
 Ward, Dewain 1962  
 Washington, Henry 1974 '76 '77 '78  
 Watson, Leslie 1951  
 Watts, Bryan 1985 '86  
 Watts, Murray 2008 '09 '10  
 Weaver, Steve 1990 '91  
 Webb, Robert 1963 '64 '65 '66  
 Weiner, Max 1991 '92  
 Weir, Sammy 1963  
 Wells, Danny 1955  
 Westmoreland, Brandon 2005  
 White, Greg 1988 '89  
 White, Randy 1989 '90  
 Whiteside, Matt 1987 '88 '89 '90  
 Whitford, Chris 1996  
 Whitney, Don 1973  
 Wiedower, Brian 1986 '87 '88 '89  
 Wilburn, Anthony 1999  
 Wilcox, Fred 1967  
 Wilhelm, Benny 1948  
 Williams, Dwight 1948  
 Williams, Mark 1976 '77 '78  
 Williams Jr., Michael 2005, 06  
 Williams, Rick 1986 '87  
 Williams, Stan 1968 '69 '70 '71  
 Williams, Vernon 1956  
 Williamson, Paul 1974 '75 '76 '77  
 Williford, Brinn 1978 '79 '80  
 Winfield, Tyler 2012 '13  
 Wilson, Gary 1999 '00  
 Wilson, Harold 1962  
 Womack, Zack 1974 '75  
 Wood, John 1960 '61  
 Wood, John 1975 '76  
 Woodhouse, Cody 2011 '12 '13  
 Worthington, Bob 1974 '75 '76 '77  
 Wortsmith, Robert 1968 '69  
 Wright, Dan 1971  
 Wright, Daniel 2010 '11 '12 '13  
 Wroten, Eldon 1950 '52 '53

— Y —

Yancey, Craig 1984 '85  
 Yates, Josh 2006, '07  
 Yeo, Ethan 2013  
 Young, Doug 1988 '89  
 Youngblood, Robert 1959

— Z —

Zimmerman, Barry 1980

# A-STATE BASEBALL

## 1948- J. A. Tomlinson

**Won 10, Lost 9 (.526)**

Valparaiso	W	8-4
Valparaiso	W	11-4
Iowa	L	2-15
Southern Illinois-Carbondale	W	3-2
Clarksdale Planters	W	21-3
Clarksdale Planters	W	2-0
Naval Air Tech Training Ctr.	W	9-6
Delta State	L	2-5
Delta State	W	10-0
Memphis State	L	2-10
Southern Illinois-Carbondale	W	8-6
Murray State	L	6-12
Arkansas St. Teachers College	L	3-4
Delta State	L	1-3
Delta State	W	7-5
Naval Air Tech. Training Ctr.	L	10-11
Murray State	L	0-2
Memphis State	W	4-2
Arkansas St. Teachers College	L	2-8

## 1949- J. A. Thompson

**Won 13, Lost 10 (.565)**

Illinois State Normal	L	4-5
Terre Haute	L	7-11
Terre Haute (11 inns.)	L	4-5
Arkansas Tech	L	2-8
Ozarks	L	7-15
Southern Illinois-Carbondale	W	14-2
Memphis State	W	8-4
Ouachita	L	5-6
Ouachita	W	5-4
Monticello A&M	W	14-5
Monticello A&M	W	10-4
NATTC	W	13-2
Arkansas Tech	W	7-6
Arkansas St. Teachers College	L	0-6
Ouachita	W	12-2
Ouachita	L	4-5
Arkansas St. Teachers College	W	8-6
Memphis State	W	4-3
Ozarks	W	7-6
Southern Illinois-Carbondale	L	3-6
NATTC	W	5-4
Delta State	L	1-2
Delta State	W	12-5

## 1950- J. A. Thompson

**Won 12, Lost 11 (.522)**

Chicago	L	4-7
Chicago	W	11-7
Delta State	L	4-6
Delta State	L	2-4
Southern Illinois-Carbondale	L	4-6
Memphis State	L	5-11
Southwestern	L	13-26

Memphis Naval Air St.	W	13-2
Arkansas College	W	8-3
Monticello A&M	W	5-1
Arkansas Tech	L	4-8
Ozarks	W	8-6
Arkansas College	W	8-5
Henderson State	W	4-3
Southern Illinois-Carbondale	L	3-9
Memphis Naval Air St.	W	14-10
Arkansas St. Teachers College	W	13-3
Southwestern	W	6-5
Arkansas Tech	L	2-3
Ozarks	W	13-5
Memphis State	L	12-14
Arkansas St. Teachers College	L	4-5
Henderson State	W	5-2

## 1951- J. A. Thompson

**Won 14, Lost 10 (.583)**

Southern Illinois-Carbondale	L	6-8
Mississippi	W	7-3
Mississippi	L	4-11
Chicago	W	3-2
Delta State	L	3-4
Delta State	W	8-4
Arkansas College	L	9-11
Ozarks	W	14-5
Ozarks	W	15-12
Southwestern	W	14-11
Memphis Navy	W	5-4
Southern Illinois-Carbondale	W	3-2
Central Arkansas	W	15-1
Memphis State	L	3-7
Southwestern	W	10-3
Delta State	W	10-6
Delta State	W	5-1
Henderson State	L	2-3
Henderson State	L	4-5
Central Arkansas	L	6-11
Arkansas Tech	L	4-5
Arkansas College	W	10-3
Memphis State	L	2-3
Memphis Navy	W	4-3

## 1952- J. A. Tomlinson

**Won 6, Lost 14 (.300)**

Mississippi	L	1-6
Mississippi	L	3-9
Southwestern	W	14-7
Winona State (MN)	L	3-4
Hot Springs Bathers	L	3-5
Henderson State	L	3-12
Memphis Navy	L	6-8
Arkansas Tech	L	2-5
Delta State	L	5-9
Arkansas-Monticello	W	7-3
Arkansas-Monticello	W	3-2

Memphis State	W	6-5
Delta State	W	7-2
Southern Illinois-Carbondale	L	6-17
Southern Illinois-Carbondale	L	3-14
Henderson State	L	9-11
Memphis State	L	1-13
Memphis Navy ?&?	L	7-8
Arkansas Tech	W	13-0
Southwestern (10 inns.)	L	5-6

## 1953- J. A. Tomlinson

**Won 7, Lost 17 (.292)**

Centenary	L	0-5
Centenary	L	4-5
Centenary	W	8-4
Southern Illinois-Carbondale	L	1-5
Southern Illinois-Carbondale	L	2-5
Notre Dame	L	2-11
Notre Dame	L	0-9
Kansas State	W	12-0
Memphis Navy	W	6-5
Memphis State	L	2-5
Delta State	L	1-3
Scott AFB (Ill.)	L	4-5
Washington (Mo.)	L	8-9
Washington (Mo.)	W	8-7
Southwestern	W	20-2
Delta State	L	6-7
St. Louis	L	7-20
Centenary	W	4-0
Memphis State	W	4-3
Memphis Navy	L	1-6
Southern Illinois-Carbondale	L	0-9
Southern Illinois-Carbondale	L	3-4
Mississippi	L	4-7
Notre Dame	L	7-8

## 1954- J. A. Tomlinson

**Won 9, Lost 14 (.391)**

Southern Illinois-Carbondale	L	4-13
Southern Illinois-Carbondale	W	7-6
Southwestern	W	4-0
Wabash College	L	6-9
Kansas State	L	3-22
Kansas State	L	1-15
St. Louis	W	5-3
Memphis Naval Air St.	W	7-4
Washington (Mo.)	L	1-9
Washington (Mo.)	L	1-11
Mississippi State	L	3-13
Delta State	W	11-7
Mississippi	L	0-2
Notre Dame	W	4-3
Notre Dame	L	7-8
Mississippi	L	4-7
Delta State	L	4-5
Washington (Mo.)	L	1-6



# A-STATE BASEBALL

St. Louis	L 6-12	Western Illinois	L 7-9	Arkansas St. Teachers College	L 4-6
Memphis State	W 4-3	Southern Illinois-Carbondale	L 4-9	Southwestern	L 8-9
Southwestern	W 14-0	Memphis Navy	L10-11	Murray State	L 2-3
Memphis State	W 2-0	St. Louis	L 1-7	Southeast Missouri State	W 3-1
Memphis Naval Air St.	L 0-3	Arkansas Tech	L 7-14	Louisiana Tech	L 2-12

## 1955- J. A. Tomlinson Won 11, Lost 11 (.500)

Barksdale AFB (10 inns.)	W 5-4
Centenary (10 inns.)	L 4-5
Centenary	L 3-7
Indiana	L 2-5
Indiana	L 3-6
Kansas	W 6-5
Kansas	W 10-4
Delta State	W 6-1
Delta State	W 7-3
Mississippi	L 1-8
Mississippi	L 1-10
Southern Illinois-Carbondale	L 3-5
Memphis Naval AB	W 5-3
Southwestern	W 11-2
Memphis State	L11-12
Washington (Mo.)	L 4-7
St. Louis	L 6-13
St. Louis	W11-10
Centenary	W 6-3
Centenary	L 9-11
Southwestern	W 8-2
Memphis State	W 17-7

## 1956- J. A. Tomlinson Won 14, Lost 7 (.667)

Louisiana Tech	L 4-10
Louisiana Tech	L 1-3
North Dakota State	W17-16
Washington (Mo.)	L 7-27
Washington (Mo.)	W 5-3
Southern Illinois-Carbondale	W 4-3
Mississippi	L 0-7
Kansas	L 1-7
Kansas	L 9-11
Delta State	W 16-1
Memphis State	W 12-7
Arkansas Tech	W 14-1
Southwestern (10 inns.)	W 7-6
Delta State	W 19-7
Memphis Naval Air St.	W 13-7
Washington (Mo.)	L 2-12
St. Louis	W 9-7
Southwestern	W 9-6
Arkansas Tech	W 10-4
Memphis State	W 4-3
Memphis Naval Air St.	W 6-4

## 1957- J. A. Tomlinson Won 6, Lost 11 (.353)

Illinois	W 5-4
Concordia (Minn.)	L 0-2
Indiana	L 0-3
Illinois	L 0-6
Memphis State	W 2-0
Arkansas Tech	W 7-0
Centenary	W 5-3
Centenary	W 9-8
Washington (Mo.)	W 4-1
St. Louis	L 4-14
Memphis State	L 6-7

## 1958- J. A. Tomlinson Won 9, Lost 10 (.474)

Mississippi State	L 1-8
Mississippi State	L 2-3
Washington (Mo.)	W 9-8
Washington (Mo.)	W 11-3
St. Louis	W 11-2
Missouri	L 0-13
Missouri	W 3-2
Quincy (Ill.)	L 8-9
St. Mary's (Minn.)	W 7-6
Central Arkansas	W 5-4
Central Arkansas	L 3-4
Memphis State	L 8-10
Southwestern	W 2-1
Southwestern	W 6-1
Washington (Mo.)	L 4-5
St. Louis	L 6-14
Memphis State	W 12-8
Murray State	L 5-10
Murray State	L 3-6

## 1959- J. A. Tomlinson Won 11, Lost 13 (.458)

Quincy (Ill.)	W 10-1
Washington (Mo.)	W 12-4
Washington (Mo.)	W 9-7
Missouri	L 1-12
Purdue	L 4-6
Memphis State	L 4-5
Notre Dame	L 5-12
Bradley	W 9-4
Bradley	L 3-17
St. Louis	W 7-2
St. Louis	L 7-9
Memphis State	W 7-5
Mississippi	L 1-12
Mississippi	L 0-6
Arkansas St. Teachers College	W 4-3

## 1960- J. A. Tomlinson Won 11, Lost 14, Tied 2 (.440)

Northwestern	L 9-14
DePauw	L 3-5
Kansas State	W19-11
Kansas State	L 4-7
Washington (Mo.)	W 2-1
Washington (Mo.)	W 6-4
Mankato State (Minn.)	L 11-4
Mankato State (Minn.)	W 5-3
Southeast Missouri State	L 2-11
Murray State (22 inns.)	T 9-9
Quincy (Ill.)	L 7-10
Quincy (Ill.)	W 13-4
North Dakota	W 8-7
St. Louis	L11-14
Illinois	L 2-10
Notre Dame	L 3-17
Notre Dame	L 4-15
St. Louis	T11-11
Washington (Mo.)	L 1-6
Murray State	W 5-0
Southwestern	W 7-2
Memphis State	W 4-2
Memphis State	W 8-5
Louisiana Tech	L 2-4
Louisiana Tech	L 1-4
Louisiana Tech	L 6-7
Southwestern	W 4-1

## 1961- J. A. Tomlinson Won 13, Lost 12 (.520)

Chicago	W 7-4
Chicago	W 13-3
Kansas State	W 8-1
Kansas State	W 3-2
Purdue	W 8-2
Western Illinois	W 4-2
Mississippi	L 3-9
Mississippi	W 9-8
North Dakota	W 6-2
North Dakota	W 3-2
Southeast Missouri State	W 12-3
Southwestern	L 5-8
Memphis State	L14-16
Memphis State	L 1-3
Mississippi	L 1-6

# A-STATE BASEBALL

Mississippi	L	2-4	Mississippi State	L	0-6	Kansas State	W	6-5
Murray State	W	7-1	Mississippi State	W	3-1	Memphis State	T	6-6
Murray State	L	1-2	Southeast Missouri State	W	4-3	North Dakota	W	8-3
Mississippi State	L	1-6	St. Louis	L	2-5	North Dakota	L	2-5
Mississippi State	W	3-2	Washington (Mo.)	L	5-6	Southern Illinois-Carbondale	L	5-12
Washington (Mo.)	L	7-8	Murray State	W	6-5	Southeast Missouri State	L	7-8
St. Louis	L	10-11	Southern Illinois-Carbondale	L	1-3	Murray State	L	3-17
Southwestern	W	9-8	Southern Illinois-Carbondale	L	0-1	Memphis State	L	0-2
Memphis State	L	3-6	Southeast Missouri State	L	0-4	Washington (Mo.)	L	1-7
Memphis State	L	3-5	Southeast Missouri State	L	4-5	St. Louis	L	1-6

## 1962- J. A. Tomlinson Won 10, Lost 15 (.400)

Mississippi State	L	1-8
Mississippi State	L	0-19
Washington (Mo.)	L	3-5
Washington (Mo.)	L	1-4
Missouri	L	2-9
Missouri	L	3-7
Mississippi	L	3-7
Mississippi	L	1-13
Southeast Missouri State	W	6-3
Southwestern	W	13-2
Southeast Missouri State	W	4-1
North Dakota	W	3-2
North Dakota	L	2-20
Cincinnati	W	2-0
Quincy (Ill.)	L	3-10
Quincy (Ill.)	L	0-6
St. Louis	W	3-2
St. Louis	W	8-2
Murray State	W	4-3
Memphis State	L	2-8
Southwestern	W	8-1
Memphis State	L	0-4

## (1) Southwest Regional

Central Arkansas (1)	L	3-5
Southeast Missouri State (1)	W	6-2
Central Missouri (1)	L	2-4

## 1963- J. A. Tomlinson Won 7, Lost 19 (.269)

Mississippi State	L	1-9
Mississippi State	L	3-23
Kansas State	L	3-12
Kansas State	W	6-5
Washington (Mo.)	L	0-5
Washington (Mo.)	L	3-4
Mississippi	L	1-7
Central Arkansas	L	4-5
Central Arkansas	W	3-2
St. Louis	L	1-6
Murray State	L	7-14
St. Louis	W	6-1
Memphis State	L	1-3
Quincy (Ill.)	L	1-5
Southern Illinois-Carbondale	W	1-0

## 1964- J. A. Tomlinson Won 12, Lost 21 (.364)

Southwest Missouri State	W	5-3
Southwest Missouri State	W	16-3
Mississippi State	L	0-7
Mississippi State	L	1-21
Northwestern	W	10-9
Northwestern	L	0-3
Kansas State	L	1-3
Kansas State	W	7-5
Western Michigan	L	4-11
Western Michigan	L	1-11
Washington (Mo.)	W	14-1
Washington (Mo.)	L	2-7
Western Michigan	L	0-3
Mississippi State	L	0-3
Mississippi State	W	7-4
Southeast Missouri State	L	1-5
Southeast Missouri State	W	7-6
North Dakota	L	3-5
North Dakota	W	26-7
Southern Illinois-Carbondale	L	1-2
Southern Illinois-Carbondale	L	1-5
Memphis State	L	3-5
Southwest Missouri State	W	3-2
Southwest Missouri State	L	0-2
Memphis State	W	2-1
St. Louis	L	4-8
Washington (Mo.)	L	1-6

## (2) Southland Conference Tournament

Abilene Christian (2)	W	3-1
Trinity (2)	W	5-3
Trinity (2)	L	4-7
Trinity (2)	L	6-8
Southern Illinois-Carbondale	L	1-12
Southern Illinois-Carbondale	L	1-3

## 1965- J. A. Tomlinson Won 7, Lost 14, Tied 2 (.304)

Northwestern	W	3-2
Northwestern	L	0-11
Notre Dame	L	2-5
Purdue	T	12-12
Purdue	L	8-9
Purdue	W	4-3

## (2) Southland Conference Tournament

Abilene Christian (2)	W	8-0
Trinity (2)	L	4-9
Abilene Christian (2)	W	12-4
Trinity (2)	L	3-4

## 1966- J. A. Tomlinson Won 10, Lost 12, Tied 1 (.457)

Murray State	W	2-1
Murray State	L	2-6
Northwestern	L	1-7
Northwestern	W	1-0
Mississippi State	L	1-9
Mississippi State	L	3-7
Purdue	L	2-6
Purdue	W	9-8
Purdue (11 inns.)	T	14-14
Washington (Mo.)	W	3-1
Washington (Mo.)	W	2-0
Illinois	W	6-2
St. Louis	L	0-1
St. Louis	L	2-3
Southern Illinois-Carbondale	W	5-0
Southern Illinois-Carbondale	L	3-11
Memphis State	L	3-12
Memphis State	W	3-1
Southeast Missouri State	W	5-3
Southeast Missouri State	W	6-5

## (2) Southland Conference Tournament

Trinity (2)	L	2-3
Abilene Christian (2)	L	3-7
Trinity (2)	L	0-1

## 1967- J. A. Tomlinson Won 26, Lost 8, Tied 1 (.757)

St. Louis	W	8-6
St. Louis	L	5-7
Northwestern	W	8-1
Northwestern	W	5-4
Northwestern	L	0-1
Iowa State	T	3-3
Iowa State	L	3-9

YEAR-BY-YEAR RESULTS

# A-STATE BASEBALL

Kansas State	W	7-1	Delta State	L	7-9	North Dakota	W	6-0
Kansas State	W	3-2	Delta State	W	2-1	Bowling Green	L	1-17
Purdue	W	2-1	<b>(2) Southland Conference</b>			Alabama	W	3-2
Purdue	L	2-6	<b>Tournament</b>			Bowling Green	L	0-6
Purdue	W	2-1	Abilene Christian (2)	W	7-2	Alabama	W	9-4
Memphis State	W	9-1	Lamar Tech (2)	W	5-1	Alabama	L	0-5
Washington (Mo.)	W	5-0	Lamar Tech (2)	L	4-5	Bowling Green	L	2-3
Washington (Mo.)	W	6-5	Lamar Tech (2)	W	7-4	Abilene Christian +	W	1-0
North Dakota	W	4-0	Southern Illinois-Edwardsville	L	5-8	Abilene Christian +	L	3-5
North Dakota	W	11-0	St. Louis	L	1-7	Abilene Christian +	L	1-3
Illinois-Chicago	W	6-3	<b>(4) NCAA Midwest Regional</b>			Memphis State	L	2-10
Southern Illinois-Carbondale	L	1-3	<b>College Div.</b>			Trinity +	W	6-5
Eastern Illinois	W	6-3	Northern Iowa (4)	W	11-3	Trinity +	W	7-6
Illinois	W	7-2	Mankato State (Minn.) (4)	W	11-1	Trinity +	L	2-8
Western Illinois	L	2-7	<b>(5) NCAA College Division</b>			Memphis State	W	4-0
Mississippi State	W	5-2	<b>World Series</b>			Lamar Tech +	W	5-2
Mississippi State	W	3-2	Delta State (5)	L	1-3	Lamar Tech +	W	3-2
Delta State	W	3-1	Long Island (5)	W	10-3	Lamar Tech +	W	1-0
Delta State	L	5-6	Delta State (5)	L	3-4	Mississippi State	L	7-11
Memphis State	W	3-0	<b>1969- J. A. Tomlinson</b>			Mississippi State	L	0-3
St. Louis	W	7-5	<b>Won 14, Lost 17 (.452)</b>			Texas-Arlington +	W	11-5
<b>(2) Southland Conference</b>			Iowa State	W	6-4	Texas-Arlington +	W	1-0
<b>Tournament</b>			Iowa State	L	4-6	Texas-Arlington +	W	3-1
Trinity (2)	W	8-2	Iowa State	W	13-1	Mississippi	L	3-4
Lamar (2)	W	4-2	Iowa State	W	8-0	Mississippi	L	0-5
Trinity (2)	W	4-2	Iowa State	W	4-0	Southern Illinois-Carbondale	L	2-12
<b>(3) NCAA Midwest Regional</b>			Tennessee	W	4-0	Southern Illinois-Carbondale	L	0-2
<b>College Div.</b>			Alabama	L	3-4	Southern Illinois-Carbondale	L	1-6
North Dakota (3)	W	6-3	Tennessee	L	1-3	St. Louis	W	8-2
Southeast Missouri State (3)	W	12-6	Alabama	W	5-4	Southern Illinois-Edwardsville	W	5-2
North Dakota (3)	L	6-7	Alabama	L	9-11	<b>(6) District IV</b>		
North Dakota (3)	W	9-6	Tennessee	W	7-5	Texas Pan American (6)	L	0-5
<b>1968- J. A. Tomlinson</b>			Creighton	W	3-2	Texas (6)	L	0-5
<b>Won 22, Lost 12, Tied 1 (.643)</b>			Creighton	W	11-6	<b>1971- J. A. Tomlinson</b>		
Iowa State	W	8-4	Creighton	L	2-5	<b>Won 20, Lost 17 (.541)</b>		
Northwestern	T	2-2	St. Louis	W	10-2	Notre Dame	W	6-2
Mississippi State	W	1-0	St. Louis	L	1-4	Notre Dame	W	3-2
Mississippi State	L	5-6	Abilene Christian +	L	0-15	Notre Dame	W	11-8
Murray State	W	6-5	Abilene Christian +	W	4-3	Northwestern	W	5-0
Murray State	L	1-3	Mississippi	L	3-8	Northwestern	W	6-4
Murray State	L	2-3	Mississippi	L	4-5	Northwestern	L	3-6
Washington (Mo.)	L	5-8	Memphis State	L	5-7	Stillman	W	4-3
Purdue	W	5-3	Lamar Tech +	W	11-4	Stillman	W	4-1
Purdue	W	5-1	Lamar Tech +	L	4-8	Alabama	L	0-5
Purdue	W	5-4	Trinity +	L	3-4	Alabama	W	5-4
St. Louis	W	2-1	Trinity +	L	3-4	Stillman	W	4-2
St. Louis	W	3-1	Murray State	W	13-9	Alabama	W	1-0
North Dakota	W	11-2	Murray State	L	5-13	Abilene Christian +	W	13-5
Memphis State	W	4-3	Mississippi State	L	1-5	Abilene Christian +	L	0-1
Mississippi	W	2-1	Mississippi State	L	0-3	Abilene Christian +	W	3-1
Mississippi	W	7-6	Memphis State	L	0-13	Trinity +	W	7-2
Wisconsin	W	5-1	Texas-Arlington +	W	12-2	Trinity +	L	0-5
Wisconsin	W	2-1	Texas-Arlington +	W	2-0	Trinity +	W	7-4
Wisconsin	L	1-7	<b>1970- J. A. Tomlinson</b>			Lamar Tech +	L	0-1
Memphis State	L	2-7	<b>Won 16, Lost 17 (.485)</b>			Lamar Tech +	L	0-3
Southeast Missouri State	W	6-1	North Dakota	W	7-2	Lamar Tech +	W	3-1

# A-STATE BASEBALL

Mississippi State	L	4-5	Nichols State	L	4-6	Quincy (Ill.)	L	5-6
Mississippi State	L	4-6	Livingston State	W	5-2	Quincy (Ill.)	W	14-7
Memphis State	W	9-3	Northwestern	L	0-6	at Mississippi State	L	0-5
Missouri-St. Louis	L	0-4	Northwestern	L	1-2	at Louisiana Tech +	W	1-0
Missouri-St. Louis	L	3-4	Texas-Arlington +	W	4-2	at Louisiana Tech +	W	9-2
Missouri-St. Louis	W	6-2	Texas-Arlington -	W	11-1	at Louisiana Tech +	L	3-4
Memphis State	L	4-5	Texas-Arlington -	L	8-9	at Memphis State	W	8-6
Texas-Arlington +	W	7-1	Providence	L	8-9	Texas-Arlington +	W	3-1
Texas-Arlington +	L	1-2	Providence	L	3-8	Texas-Arlington +	W	2-1
Texas-Arlington +	L	2-11	Abilene Christian +	L	4-6	Texas-Arlington +	W	2-1
Mississippi	L	1-3	Mississippi	L	2-3	at S. Illinois-Carbondale	L	6-10
Mississippi	W	5-1	Mississippi	L	0-6	at S. Illinois-Edwardsville	L	0-6
Southern Illinois-Edwardsville	W	3-2	Louisiana Tech +	L	2-13	at S. Illinois-Edwardsville	W	4-2
Southern Illinois-Edwardsville	L	1-5	Louisiana Tech +	W	3-1	Memphis State	W	4-3
Murray State	L	2-3	Louisiana Tech +	W	5-4			
Murray State	L	0-4	Murray State	L	10-15			

## 1972- J. A. Tomlinson Won 11, Lost 19 (.367)

Texas-Arlington +	L	0-2
Texas-Arlington +	L	0-1
Texas-Arlington +	L	0-5
Illinois-Chicago	W	7-1
Illinois-Chicago	W	3-2
Ohio	L	2-7
Alabama	L	5-18
Ohio	L	7-12
Alabama	L	2-11
Notre Dame	W	7-4
Abilene Christian +	W	2-0
Abilene Christian +	L	4-7
Abilene Christian +	W	5-3
Lamar +	L	7-10
Lamar +	L	5-7
Lamar +	L	6-7
Memphis State	L	1-6
Arkansas Travelers (exhibition)	L	0-4
Louisiana Tech +	W	6-1
Louisiana Tech +	L	0-3
Louisiana Tech +	L	2-12
Murray State	L	1-7
Murray State	W	4-3
Memphis State	W	6-4
Southwest Louisiana +	L	0-2
Southwest Louisiana +	L	2-9
Southwest Louisiana +	L	1-5
Mississippi State	W	1-0
Mississippi State	W	5-4
Southern Illinois-Edwardsville	W	6-4
Southern Illinois-Edwardsville	L	4-7

## 1973- J. A. Tomlinson Won 8, Lost 18 (.308)

NE Louisiana	L	2-7
NE Louisiana	L	0-10
Tulane	L	6-7
Nichols State	W	2-0

## 1974- J. A. Tomlinson Won 19, Lost 26 (.422)

Delta State	L	1-4
Delta State	W	5-4
Christian Brothers	L	1-2
Christian Brothers	L	3-4
at Tulane	L	2-6
at Tulane	L	2-17
at Tulane	L	3-11
Illinois State @ UNO	L	0-6
Notre Dame @ UNO	W	6-3
Illinois State @ UNO	L	2-3
at New Orleans	L	0-19
Notre Dame @ UNO	L	3-6
at Mississippi College	L	1-3
Bradley	L	2-10
Bradley	L	1-6
Bradley	W	3-2
Rutgers	L	2-5
Rutgers	W	6-4
Rutgers	W	14-3
Lamar	L	1-7
Lamar	L	3-5
Lamar	W	8-4
NE Louisiana	W	2-0
NE Louisiana	W	8-2
McNeese State +	L	5-7
McNeese State +	L	3-4
McNeese State +	L	7-10
at Southwest Louisiana +	L	1-2
at Southwest Louisiana +	L	2-4
at Southwest Louisiana +	W	6-2
Quincy (Ill.)	W	6-2

## 1975- J. A. Tomlinson Won 17, Lost 19 (.472)

at Delta State	W	7-5
at Delta State	W	5-2
at Memphis State	L	3-6
at Memphis State	L	2-8
NE Missouri	W	10-5
NE Missouri	W	12-7
NE Missouri	W	8-3
at Lamar +	L	3-4
at Lamar +	L	3-10
at Lamar +	L	2-4
at Mississippi	L	4-5
at Mississippi	L	3-4
at S. Illinois-Carbondale	L	0-1
at S. Illinois-Carbondale	L	10-16
at McNeese State +	L	4-5
at McNeese State +	W	6-1
at McNeese State +	L	0-1
at Christian Brothers	W	15-5
at Mississippi	W	2-1
at Mississippi	W	5-3
Southwest Louisiana +	W	4-3
Southwest Louisiana +	L	7-11
Southwest Louisiana +	W	5-3
Arkansas-Little Rock	W	4-3
Arkansas-Little Rock	W	6-1
Louisiana Tech +	L	1-5
Louisiana Tech +	W	6-0
Louisiana Tech +	L	3-7
at Christian Brothers	W	11-9
at Texas-Arlington +	W	3-1
at Texas-Arlington +	L	0-7
at Texas-Arlington +	L	3-4
St. Louis	L	6-7
St. Louis	W	3-2
Murray State	L	1-11
Murray State	L	3-7

## 1976- J. A. Tomlinson Won 18, Lost 28 (.391)

at Delta State	L	0-2
----------------	---	-----

YEAR-BY-YEAR RESULTS

# A-STATE BASEBALL

YEAR-BY-YEAR RESULTS

at Delta State	L	0-2	Sam Houston State @ UTPA	L	4-7	St. Louis	L	1-17
Northern Iowa @ UTPA	L	6-9	at Christian Brothers	L	7-9	Christian Brothers	W	4-2
at Texas-Pan American	W	1-0	S. Illinois-Carbondale	L	1-9	at Southwest Louisiana +	L	0-3
Oklahoma State @ UTPA	L	1-4	S. Illinois-Carbondale	L	1-3	at Southwest Louisiana +	L	1-21
Northern Iowa @ UTPA	W	5-4	Indiana	L	0-3	at Southwest Louisiana +	L	1-3
at Texas-Pan American	L	0-4	Indiana	L	2-5	at Southwest Louisiana +	L	0-5
Northern Iowa @ UTPA	L	3-6	Indiana	L	7-10	Mississippi	W	6-1
at Texas Pan American	L	1-11	Western Illinois	W	2-1	Mississippi	W	7-5
New Mexico @ UTPA	L	3-10	Western Illinois	L	6-7	at Louisiana Tech +	L	7-8
Oklahoma State @ UTPA	W	6-2	Missouri-St. Louis	L	7-9	at Louisiana Tech +	L	1-9
Indiana	L	1-2	Missouri-St. Louis	L	6-12	at Louisiana Tech +	L	5-6
Indiana	L	1-2	at McNeese State +	L	0-1	at Louisiana Tech +	L	5-8
Indiana	L	4-7	at McNeese State +	L	2-3	at Christian Brothers	W	5-1
at Mississippi	L	10-11	at McNeese State +	L	2-3	Texas-Arlington +	W	9-8
at Mississippi State	L	1-2	at Texas-Arlington +	L	0-6	Texas-Arlington +	L	4-13
at Mississippi State	L	0-4	at Texas-Arlington +	W	5-2	Texas-Arlington +	W	9-8
at Memphis State	L	2-3	at Texas-Arlington +	W	5-2	Texas-Arlington +	L	0-6
Arkansas-Little Rock	W	4-1	at Mississippi	L	1-12	at Mississippi State	L	10-18
Arkansas-Little Rock	W	4-2	at Mississippi	L	0-3	at Mississippi State	L	4-7
Texas-Arlington +	W	3-1	Memphis State	L	1-9	Murray State	L	6-7
Texas-Arlington +	L	3-6	Memphis State	W	5-3	Murray State	L	3-5
Texas-Arlington +	W	3-1	at Memphis State	L	3-12	Lamar +	L	6-11
at Christian Brothers	W	6-1	at Memphis State	L	5-6	Lamar +	L	1-6
at Southwest Louisiana	L	2-5	at Murray State	L	5-6	Lamar +	L	1-5
at Southwest Louisiana	W	5-4	at Murray State	W	8-3	Lamar +	W	7-5
at Southwest Louisiana	L	2-3	Quincy (Ill.)	W	10-6	at S. Illinois-Carbondale	L	1-3
Christian Brothers	L	12-13	Southwest Louisiana +	W	1-0	at S. Illinois-Carbondale	L	2-5
McNeese State +	W	6-5	Southwest Louisiana +	W	7-3	at Murray State	L	5-6
McNeese State +	L	1-5	Southwest Louisiana +	L	1-3	at Murray State	W	4-1
McNeese State +	W	7-6	Murray State	L	0-21	McNeese State +	L	5-9
Murray State	W	7-4	Murray State	W	5-0	McNeese State +	W	2-1
Murray State	L	5-10	Murray State	L	2-3	McNeese State +	W	10-3
at Louisiana Tech +	L	0-1	Louisiana Tech +	L	3-13	McNeese State +	W	13-6
at Louisiana Tech +	W	1-0	Louisiana Tech +	W	7-0			
at Louisiana Tech +	W	5-2	Louisiana Tech +	W	5-4	<b>1979- Richard Johnson</b>		
at S. Illinois-Edwardsville	L	2-5	Mississippi State	L	1-5	<b>Won 10, Lost 25 (.286)</b>		
at S. Illinois-Edwardsville	W	6-5	Mississippi State	L	2-5	at Mississippi State	L	3-11
at St. Louis	W	12-4	at Lamar +	L	1-2	at Mississippi State	L	4-5
at S. Illinois-Carbondale	L	2-13	at Lamar +	L	1-4	Central Michigan @ UTPA	L	4-7
at S. Illinois-Carbondale	L	0-18	at Lamar +	L	3-8	Houston @ UTPA	L	4-9
Lamar +	W	4-2				Northern Iowa @ UTPA	W	6-2
Lamar +	L	6-9	<b>1978- Richard Johnson</b>			at Texas-Pan American	W	3-1
Lamar +	W	3-2	<b>Won 16, Lost 31 (.340)</b>			Kansas @ UTPA	L	1-6
Livingston	L	4-7	at Memphis State	L	2-16	Northern Iowa @ UTPA	W	6-2
Livingston	L	1-3	at Memphis State	L	1-7	at Texas-Pan American	L	2-7
			Oklahoma State @ UTPA	L	6-10	Kansas @ UTPA	L	2-3
<b>1977- Richard Johnson</b>			Kansas @ UTPA	L	6-10	Southwest Louisiana +	W	10-8
<b>Won 15, Lost 34 (.306)</b>			at Texas-Pan American	L	2-7	Southwest Louisiana +	L	5-10
at Delta State	L	3-4	at Texas-Pan American	W	5-3	Southwest Louisiana +	L	1-4
at Delta State	L	1-7	Kansas @ UTPA	L	3-15	Southwest Louisiana +	L	5-10
Morningside @ UTPA	L	4-6	Oklahoma State @ UTPA	L	3-8	Murray State	L	0-4
Sam Houston State @ UTPA	L	3-8	Kansas @ UTPA	L	0-4	at Christian Brothers	L	2-9
at Texas-Pan American	W	3-2	Michigan State @ UTPA	W	7-4	at Texas-Arlington +	L	2-7
Northern Iowa @ UTPA	W	5-3	Western Illinois	W	6-0	at Texas-Arlington +	L	2-4
at Texas-Pan American	L	1-5	Western Illinois	L	0-2	at Texas-Arlington +	L	3-4
Morningside @ UTPA	W	4-0	Western Illinois	L	2-9	at Texas-Arlington +	L	5-12
Northern Iowa @ UTPA	W	8-0	Millikin (Ill.)	W	3-0	Memphis State	L	3-7

# A-STATE BASEBALL

Memphis State L 3-6  
 Augustana (Ill.) W 4-1  
 Augustana (Ill.) W 3-2  
 Augustana (Ill.) W 15-7  
 Augustana (Ill.) W 6-0  
 Christian Brothers W 5-4  
 at Lamar + L 0-3  
 at Lamar + W 3-2  
 at Lamar + L 4-6  
 at Lamar + L 4-12  
 at McNeese State + L 0-5  
 at McNeese State + L 3-6  
 at McNeese State + W 7-1  
 at McNeese State + L 4-8

**1980- Richard Johnson  
 Won 5, Lost 36 (.122)**

Northern Illinois @ UTPA L 4-7  
 at Texas-Pan American L 3-4  
 at Texas-Pan American L 3-9  
 Northern Illinois @ UTPA W12-11  
 Kansas @ UTPA L 0-4  
 Kansas @ UTPA L 3-11  
 Texas @ UTPA L 1-5  
 Texas @ UTPA L 2-13  
 Texas @ UTPA L 2-17  
 Texas @ UTPA L 0-12  
 at Texas-Arlington + L 3-4  
 at Texas-Arlington + L15-16  
 at Texas-Arlington + L 0-4  
 at Texas-Arlington + L 1-7  
 Memphis State L 0-11  
 Memphis State L 2-5  
 Louisiana Tech + L 0-3  
 Louisiana Tech + L 2-14  
 at Delta State L 6-7  
 at Delta State L 1-16  
 at Delta State L 3-5  
 at Mississippi State L 3-7  
 at Mississippi State L 0-3  
 Christian Brothers W 8-4  
 Arkansas-Little Rock L 4-7  
 Arkansas-Little Rock L 2-7  
 Ouachita W 8-3  
 Ouachita W 14-4  
 at Mississippi L 1-3  
 at Mississippi L 4-5  
 Texas-Arlington + L 1-8  
 Texas-Arlington + W 10-7  
 Texas-Arlington + L 0-6  
 Texas-Arlington + L 5-9  
 at Murray State L 3-7  
 at Louisiana Tech + L 5-12  
 at Louisiana Tech + L 2-6  
 at Louisiana Tech + L 3-4  
 at Louisiana Tech + L 3-8  
 Memphis State L11-16

Memphis State L 3-5  
**1981- Richard Johnson  
 Won 17, Lost 20 (.459)**  
 Central Michigan @ UTPA L 2-3  
 Northern Illinois @ UTPA W 12-8  
 at Texas-Pan American L 2-10  
 at Texas-Pan American L 2-4  
 Central Michigan @ UTPA W 4-2  
 Memphis State W 5-4  
 Memphis State L 3-7  
 at Louisiana Tech + L 9-18  
 at Louisiana Tech + L 7-8  
 at Louisiana Tech + L 3-6  
 Harding L 4-6  
 Harding W 4-0  
 at St. Francis W19-16  
 at Missouri Southern W 7-5  
 at Creighton W 9-8  
 Tennessee-Martin W 3-2  
 Texas-Arlington + W 3-2  
 Texas-Arlington + W 4-0  
 Texas-Arlington + L 3-7  
 Texas-Arlington + W11-10  
 at Christian Brothers W 1-0  
 Louisiana Tech + L 3-5  
 Louisiana Tech + W 10-1  
 Louisiana Tech + L 0-2  
 Louisiana Tech + L 2-8  
 at Memphis State L 5-6  
 at Memphis State L 1-18  
 at Tennessee-Martin W 5-4  
 Christian Brothers W 14-9  
 Delta State W 3-0  
 Delta State L 6-7  
 St. Louis W 3-2  
 St. Louis L 9-10  
 at Mississippi State L 0-3  
 at Mississippi State L 3-24  
 at Texas-Arlington + L 2-5  
**1982- Richard Johnson  
 Won 25, Lost 18, Tied 1 (.579)**  
 at Memphis State L 5-11  
 at Memphis State L 2-4  
 North Alabama W 7-6  
 Morehead State W 3-0  
 Murray State W 2-0  
 Murray State W 9-2  
 Murray State W 3-0  
 Texas-El Paso @ UTPA W 5-3  
 Central Michigan @ UTPA L 4-6  
 at Delta State L 2-3  
 at Southwest Missouri State L 2-4  
 at Southwest Missouri State L 2-4  
 at Harding L 1-4  
 at Tennessee-Martin W 6-4

Harding W 7-2  
 Harding W 8-7  
 Memphis State W 8-3  
 Memphis State W 8-7  
 Mississippi L 2-10  
 Mississippi L 3-8  
 at Christian Brothers L 8-16  
 at Louisiana Tech + W 7-3  
 at Louisiana Tech + W 7-0  
 at Louisiana Tech + L 1-2  
 at Louisiana Tech + L 4-9  
 at Mississippi L 2-5  
 at Mississippi W 7-4  
 Texas-Arlington + W 6-5  
 Texas-Arlington + W 9-8  
 Texas-Arlington + W 4-3  
 Texas-Arlington + W 9-4  
 at Texas-Pan American W 4-3

**1983- Richard Johnson  
 Won 16, Lost 18 (.471)**

Oklahoma State @ UTPA W 6-5  
 Morningside @ UTPA W 8-1  
 at Texas-Pan American L 3-5  
 Oklahoma State @ UTPA W 4-3  
 Stephen F. Austin @ UTPA W16-13  
 at Texas-Pan American W 7-0  
 Oklahoma State @ UTPA L 0-6  
 at Tennessee-Martin L 2-7  
 Arkansas-Little Rock L 7-8  
 Arkansas-Little Rock W 4-0  
 Arkansas-Little Rock W 5-4  
 Harding W 6-2  
 Harding W 9-2  
 Eastern Illinois L 4-6  
 Eastern Illinois L 2-9  
 Eastern Illinois L 9-17  
 Delta State W 4-2  
 Delta State W 6-0  
 at NE Louisiana + L10-12  
 at NE Louisiana + W 8-5  
 at NE Louisiana + L 2-6  
 at NE Louisiana + L10-12  
 Louisiana Tech + L 1-3  
 Louisiana Tech + L 7-10  
 Louisiana Tech + W 3-2  
 Louisiana Tech + L 2-9  
 Tennessee-Martin W 10-5  
 at Mississippi State L 5-7  
 Mississippi L 0-19  
 at Mississippi L 2-5  
 at Harding W 9-3  
 NE Louisiana + L 3-6  
 NE Louisiana + L 4-5  
 at Louisiana Tech + W 2-1

**1984- Richard Johnson**

YEAR-BY-YEAR RESULTS

# A-STATE BASEBALL

## Won 6, Lost 25 (.194)

Arkansas-Little Rock	L	3-9
Arkansas-Little Rock	L	1-8
Memphis State	L	0-6
Memphis State	L	4-7
Mississippi State	L	1-5
Mississippi State	W	8-7
Mississippi	L	3-4
Mississippi	L	2-8
at McNeese State +	L	1-5
at McNeese State +	L	0-6
at McNeese State +	L	2-5
North Texas State +	L	8-10
North Texas State +	L	2-7
North Texas State +	W	6-2
at Louisiana Tech +	L	0-5
at Louisiana Tech +	L	4-8
at Louisiana Tech +	L	1-12
Christian Brothers	L	11-12
Tennessee-Martin	L	5-6
Tennessee-Martin	L	6-7
Harding	W	14-1
Harding	W	8-3
at Delta State	W	10-5
at Delta State	L	10-12
at NE Louisiana +	L	5-9
at NE Louisiana +	L	5-7
at NE Louisiana +	L	2-5

## 1985- Richard Johnson

### Won 11, Lost 22 (.333)

Kansas State @ UTPA	L	1-2
Oklahoma @ UTPA	L	4-15
Texas A&M @ UTPA	L	4-7
at Texas-Pan American	L	2-7
Kansas @ UTPA	W	8-6
Texas A&M @ UTPA	L	0-20
Texas A&M @ UTPA	L	5-9
at Texas-Arlington +	L	2-4
at Texas-Arlington +	L	2-4
at Texas-Arlington +	W	9-8
at Christian Brothers	W	8-0
McNeese State +	L	10-14
McNeese State +	L	4-5
McNeese State +	W	5-3
at Harding	L	0-1
at Harding	W	13-0
Murray State	L	3-6
at North Texas State +	W	4-2
at North Texas State +	W	4-1
at North Texas State +	L	5-7
at Mississippi State	L	4-13
at Mississippi State	L	5-12
at Mississippi	L	0-3
Harding	L	0-1
Harding	W	13-0
Arkansas-Little Rock	W	2-0

Arkansas-Little Rock	L	1-3
Louisiana Tech +	L	0-1
Louisiana Tech +	L	1-2
at Lamar +	L	4-5
at Lamar +	L	0-2
at Lamar +	L	0-2
Christian Brothers	W	8-3

## 1986- Richard Johnson

### Won 20, Lost 21 (.488)

Kansas @ UTPA	W	5-4
at Texas-Pan American	L	7-13
Oklahoma @ UTPA	L	3-10
Kansas @ UTPA	W	8-6
at Texas-Pan American	W	7-4
Central Michigan @ UTPA	L	1-2
Kansas @ UTPA	L	2-3
at Murray State	L	7-8
at McNeese State +	L	4-6
at McNeese State +	L	3-6
at McNeese State +	L	2-5
Mississippi	L	4-12
at Lamar +	W	5-2
at Lamar +	L	3-9
at Lamar +	L	2-4
Harding	w	6-2
Harding	W	11-3
Tennessee-Martin	L	1-3
Tennessee-Martin	W	7-6
North Texas State +	W	7-1
North Texas State +	W	3-2
North Texas State +	W	11-10
at Mississippi	L	3-4
at Mississippi	L	4-6
at Christian Brothers	L	12-13
at Louisiana Tech +	L	0-5
at Louisiana Tech +	W	11-7
at Louisiana Tech +	L	0-6
Central Arkansas	L	5-6
Central Arkansas	W	5-4
at Harding	W	9-6
at Harding	W	4-3
Texas-Arlington +	W	2-1
Texas-Arlington +	W	6-2
at Delta State	L	1-4
at Delta State	W	8-2
Christian Brothers	W	2-1
NE Louisiana +	L	3-4
NE Louisiana +	L	1-5
NE Louisiana +	W	4-3
Rhodes	W	4-3

## 1987- Richard Johnson

### Won 12, Lost 23 (.343)

Central Michigan @ UTPA	L	8-9
Oklahoma City @ UTPA	L	3-4
at Texas-Pan American	L	2-15

at New Mexico State	W	5-0
at New Mexico State	L	0-4
at Murray State	L	0-4
at Murray State	L	6-11
at Louisiana Tech +	L	0-15
at Louisiana Tech +	L	3-5
at Louisiana Tech +	L	3-13
at Louisiana Tech +	L	4-9
at Mississippi	L	8-10
at Tennessee-Martin	L	0-6
at Tennessee-Martin	W	4-2
at Arkansas-Little Rock	L	9-11
NE Louisiana +	W	5-4
NE Louisiana +	L	4-6
NE Louisiana +	L	2-12
NE Louisiana +	W	8-4
Memphis State	L	1-4
Memphis State	L	0-10
Christian Brothers	W	4-2
Louisiana Tech +	L	0-2
Louisiana Tech +	L	1-2
Louisiana Tech +	L	9-13
Louisiana Tech +	W	10-2
Arkansas-Little Rock	L	1-6
at Christian Brothers	W	9-6
Harding	W	5-2
Harding	W	10-5
Delta State	W	1-0
Delta State	W	11-6
at Memphis State	L	4-10
at Memphis State	L	5-6
at NE Louisiana +	W	2-1

## 1988- Richard Johnson

### Won 15, Lost 26 (.366)

Sam Houston State @ UTPA	W	1-0
Central Michigan @ UTPA	L	4-7
Oklahoma @ UTPA	L	8-12
at Texas-Pan American &	L	3-17
at Texas-Pan American &	L	3-5
at Texas-Pan American &	L	3-7
Sam Houston State @ UTPA	L	1-2
at Central Arkansas	W	11-10
at Central Arkansas	W	16-1
at Arkansas-Little Rock	L	3-14
Arkansas-Little Rock	L	2-3
Mississippi	W	6-5
at Christian Brothers	W	12-10
Central Arkansas	W	8-2
Central Arkansas	W	12-6
Southeast Missouri State	L	2-4
Southeast Missouri State	L	1-2
at Memphis State	L	1-3
at Memphis State	L	6-10
Harding	W	8-0
Harding	W	10-1
Southwest Louisiana &	L	0-9

YEAR-BY-YEAR RESULTS

# A-STATE BASEBALL

Southwest Louisiana & Southwest Louisiana & at Mississippi	L 6-13 W17-16 W13-11	Louisiana Tech & Louisiana Tech & at Mississippi	L 3-14 L 0-8 L 2-6	New Orleans & Memphis State	L 0-14 W 6-2
Christian Brothers at Harding	W 17-8 W 6-1	Christian Brothers Delta State	W 5-3 L 1-20	Memphis State at New Orleans	L 2-12 L 2-9
at Harding	W 13-2	Southeast Missouri State	W 9-5	at Louisiana Tech	L 2-18
Lamar & Lamar & Lamar &	L 7-8 W 7-5 L 1-6	Southeast Missouri State	L 2-3		
Memphis State	L 2-4	New Orleans & New Orleans & New Orleans &	L 1-12 L 8-20 L 2-6	<b>1991- Richard Johnson Won 10, Lost 35 (.222)</b>	
Memphis State at Louisiana Tech & at Louisiana Tech & at Louisiana Tech & at Delta State at Delta State at New Orleans & at New Orleans & at New Orleans &	L 5-9 L 8-20 L 1-8 L 6-7 L 2-8 L 1-14 L 4-5 L 5-9 L 0-9	<b>1990- Richard Johnson Won 11, Lost 38 (.224)</b>		Harding	W 12-7
<b>1989- Richard Johnson Won 11, Lost 34 (.244)</b>		Harding	L 0-6	Memphis State	L12-21
Wake Forest @ UTPA	L 0-3	at Southwest Missouri State	L 0-4	at Memphis State	L 6-7
Maine @ UTPA	L 5-13	at Southwest Missouri State	L 0-11	at Murray State	L 9-11
Maine @ UTPA	L 1-9	at Oklahoma	L 5-16	at Memphis State	L 4-11
Central Michigan @ UTPA	L 0-6	Murray State	L 1-6	S. Illinois-Carbondale	W 8-6
at Texas-Pan American &	L 0-5	Murray State	L 1-3	S. Illinois-Carbondale	W 8-7
at Texas-Pan American &	L 4-7	Oklahoma @ UTPA	L 4-12	Southeast Missouri State	L 4-9
at Texas-Pan American &	L 6-8	Lafayette @ UTPA	L 9-7	at Arkansas-Little Rock	W 8-4
at Harding	L 1-4	Oklahoma @ UTPA	L 3-12	at Arkansas-Little Rock	W 7-6
at Harding	W 7-0	St. John's @ UTPA	L 4-7	Memphis State	L 3-14
Murray State	L 3-7	at Texas-Pan American &	W 6-5	at Central Florida &	L 2-9
Murray State	L 0-7	at Texas-Pan American &	W 9-8	at Central Florida &	L 5-19
Murray State	L 2-8	at Texas-Pan American &	L 0-12	at Central Florida &	L 4-8
S. Illinois-Carbondale	W 7-5	Arkansas-Little Rock	L 0-4	at Alabama	L 3-12
S. Illinois-Carbondale	W 9-8	Arkansas-Little Rock	L 8-13	at Alabama	L 3-14
Arkansas-Little Rock	L 0-3	at Southeast Missouri State	L 1-9	Arkansas-Little Rock	L 5-15
at Arkansas-Little Rock	W 6-4	at Southeast Missouri State	L 0-13	Arkansas-Little Rock	W 17-0
at Murray State	L 4-7	Mississippi	L 3-9	Northern Iowa	W 2-1
Memphis State	L 3-6	S. Illinois-Carbondale	L 0-4	Harding	W 7-5
Memphis State	W 9-3	S. Illinois-Carbondale	L 2-4	Lamar &	L 2-4
at Memphis State	L 2-3	at Murray State	L 2-6	Lamar &	W 5-2
at Memphis State	L 3-8	at Murray State	L 0-9	Lamar &	L 0-9
at Christian Brothers	L 2-15	at Lamar &	L 4-9	Murray State	L 6-7
Mississippi	L 4-13	at Lamar &	W 4-1	Louisiana Tech &	L 2-3
at Southwest Louisiana &	L 0-10	at Lamar &	L 2-4	Louisiana Tech &	L 3-4
at Southwest Louisiana &	L 6-7	at Mississippi	L 0-13	Louisiana Tech &	L 3-11
at Southwest Louisiana &	L 1-13	Southwest Missouri State	L 7-13	at Southwest Louisiana &	L 9-16
Harding	W 4-2	Southwest Missouri State	L 0-6	at Southwest Louisiana &	L 5-14
Harding	W 2-1	at Louisiana Tech &	L 2-7	at Southwest Louisiana &	L 7-12
at S. Illinois-Carbondale	L 2-3	at Louisiana Tech &	L 2-3	at S. Illinois-Carbondale	L 2-10
at S. Illinois-Carbondale	L 3-7	at Louisiana Tech & (13 inn)	W 7-5	at S. Illinois-Carbondale	L 0-12
at Lamar &	W 10-8	Harding	W 6-5	Texas-Pan American &	L10-11
at Lamar &	L 2-10	Southwest Louisiana &	W 8-3	Texas-Pan American &	L15-18
at Lamar &	L 3-12	Southwest Louisiana &	L 2-7	Texas-Pan American &	L 8-9
at Mississippi	L 2-6	Southwest Louisiana &	L 0-19	at Southeast Missouri State	L 5-6
Louisiana Tech &	W 4-3	at S. Illinois-Carbondale	W 5-3	St. Louis	L 4-6
		at S. Illinois-Carbondale	L 5-9	St. Louis	W 5-3
		at Central Arkansas	L 2-13	at Mississippi	L 1-8
		Central Arkansas	W 8-1	at Mississippi	L 2-4
		at Memphis State	L 6-8	Southwest Missouri State	L 2-7
		at Memphis State	L 9-10	Southwest Missouri State	L 0-20
		New Orleans &	L 3-12	at New Orleans &	L 1-2
		New Orleans &	L 0-6	at New Orleans &	L 6-14
		New Orleans &	W 3-1	at New Orleans &	L 3-14
				<b>1992- Bill Bethea Won 22, Lost 30 (.423)</b>	
				Memphis State	W 7-4

YEAR-BY-YEAR RESULTS



# A-STATE BASEBALL

Southeast Missouri State	W	9-1
at Wichita State	L	0-1
at Wichita State	L	4-18
at Arkansas-Little Rock	W	7-2
at Arkansas-Little Rock	W	2-1
Harding	W	9-3
Louisville	L	7-12
Louisville	W	11-7
Louisville	L	3-5
at Southwest Missouri State	W	1-0
at Southwest Missouri State	L	5-8
Murray State	W	4-0
Murray State	W	6-2
Arkansas-Little Rock	W	12-5
Arkansas-Little Rock	W	20-7
Arkansas-Little Rock	W	23-7
at Memphis State	L	1-16
Missouri Southern @ UTPA	L	5-9
Oral Roberts @ UTPA	W	5-1
Miami (Ohio) @ UTPA	L	0-4
at Texas-Pan American *	L	4-6
at Texas-Pan American *	L	4-8
at Texas-Pan American *	L	1-3
at Southwest Louisiana *	W	5-4
at Southwest Louisiana *	L	3-6
at Southwest Louisiana *	L	3-11
at Memphis State	L	5-12
at Murray State	L	2-4
Louisiana Tech *	W	9-2
Louisiana Tech *	L	5-15
Louisiana Tech *	L	8-10
Central Arkansas	W	8-2
at Southeast Missouri State	L	7-11
Southwest Louisiana *	L	3-8
Southwest Louisiana *	L	0-8
Southwest Louisiana *	W	11-8
at Central Arkansas	W	14-3
at Louisiana Tech *	L	2-5
at Louisiana Tech *	L	5-6
at Louisiana Tech *	L	1-9
at Harding	W	9-0
at Lamar *	L	6-7
at Lamar *	L	2-10
at Lamar *	L	3-8
at Mississippi	L	3-4
Southwest Missouri State	L	0-9
Southwest Missouri State	L	5-6
New Orleans *	L	1-7
New Orleans *	W	3-2
New Orleans *	W	6-5
at Memphis State	W	28-13

**1993- Bill Bethea**  
**Won 33, Lost 26 (.559)**

at Texas-Arlington	W	16-3
at Texas-Arlington	L	3-6
Harding	W	6-0

Harding	W	14-3
Henderson State	W	4-3
Henderson State	W	18-3
Arkansas College	W	7-0
at South Alabama * (10 inns.)	L	10-11
at South Alabama *	L	1-4
at South Alabama * (10 inns.)	W	10-9
Southern Illinois	W	7-1
Memphis State (11 inns.)	W	2-1
Southwest Baptist	W	6-1
Southwest Baptist	W	4-2
Murray State	W	17-5
Murray State	W	4-2
Arkansas-Little Rock *	W	10-2
Arkansas-Little Rock *	W	9-1
Arkansas-Little Rock *	W	6-2
Louisiana State	L	0-9
Louisiana State	W	10-7
at Central Arkansas	L	4-7
at Southwest Louisiana	L	6-12
at Southwest Louisiana	L	3-6
Southwest Missouri State	W	6-4
Southwest Missouri State	L	0-4
Jacksonville *	L	4-9
Jacksonville *	L	4-5
Jacksonville *	L	4-8
at Southwest Missouri State	L	4-9
at Southwest Missouri State	L	8-10
at Memphis State	L	6-7
Missouri	W	1-0
Missouri	L	1-12
Missouri	W	5-4
Tennessee-Martin	W	7-4
South Alabama *	L	6-7
South Alabama *	W	1-0
South Alabama *	L	0-6
at Southeast Missouri State	L	4-12
at Southeast Missouri State	W	5-1
at Murray State	W	6-3
at Jacksonville *	L	0-6
at Jacksonville *	W	10-5
at Jacksonville *	W	5-2
Central Arkansas	W	13-2
at Tennessee-Martin	L	2-4
at Western Kentucky *	W	9-6
at Western Kentucky *	W	9-0
at Western Kentucky *	L	1-3
at Western Kentucky *	W	1-0
Western Kentucky *	L	2-5
Western Kentucky *	L	1-3
at Louisiana State	L	1-9
at Louisiana State	L	4-14
Louisiana Tech #	W	9-4
Lamar #	W	4-1
Lamar #	L	3-8
Jacksonville #	L	2-3

**1994- Bill Bethea**  
**Won 39, Lost 25 (.609)**

Lambuth	W	6-0
Lambuth	W	5-2
NE Louisiana	W	14-5
NE Louisiana	W	3-2
Arkansas College	W	21-3
Arkansas College	W	20-4
Southern Illinois	W	8-6
at Southeast Missouri State	W	6-4
at Missouri	L	7-9
at Missouri	L	7-13
at Missouri (10 inns.)	L	6-7
at Arkansas-Little Rock *	W	9-3
at Arkansas-Little Rock *	W	12-5
at Arkansas-Little Rock *	W	10-3
Central Arkansas	W	4-2
Denison	W	21-4
South Alabama *	W	4-1
South Alabama *	L	0-6
South Alabama * (10 inns.)	L	4-7
at Louisiana State	L	1-16
at Louisiana State	L	2-8
Murray State	L	3-8
Harding	W	18-2
Western Kentucky * (11 inns.)	L	0-1
Western Kentucky *	W	8-3
Western Kentucky *	W	15-3
at Southwest Missouri State	W	7-0
at Mississippi (10 inns.)	W	9-4
at Memphis State	L	2-5
Memphis State	L	3-11
Tennessee-Martin	W	3-2
at Southern Illinois	W	8-6
Arkansas-Little Rock *	W	6-3
Arkansas-Little Rock *	W	5-0
Arkansas-Little Rock *	W	18-9
at Murray State	L	2-3
Southwest Missouri State	W	8-5
Southwest Missouri State	W	7-5
at South Alabama *	L	3-7
at South Alabama *	L	1-3
at South Alabama * (11 inns.)	W	3-2
Southeast Missouri State	W	6-2
at Tennessee-Martin (10 inns.)	W	9-7
at Western Kentucky *	W	5-2
at Western Kentucky *	W	5-3
at Western Kentucky *	L	4-13
Memphis State	L	5-7
Jacksonville *	L	0-12
Jacksonville *	W	6-5
Jacksonville *	L	3-4
Memphis State	L	5-10
at Jacksonville * (10 inns.)	L	5-6
Jacksonville *	W	6-4
Jacksonville *	L	3-14
Lamar #	W	8-5

YEAR-BY-YEAR RESULTS

# A-STATE BASEBALL

New Orleans # (11 inns.)	W 9-8	Southwest Louisiana *	W 14-0	at Western Kentucky *	W 3-2
Jacksonville #	W 6-3	at Tennessee-Martin	W 6-4	at Western Kentucky *	W 4-0
Lamar #	L 3-8	Southwest Missouri State	L 1-6	at Western Kentucky *	L 3-11
Lamar # (11 inns.)	W 3-2	at South Alabama *	L 2-3	at Mississippi	L 2-3
<b>(8) NCAA Central Regional</b>		at South Alabama *	W 5-2	Memphis	L 3-6
Oklahoma (8)	L 3-10	at South Alabama *	L 9-10	at Southwest Louisiana *	L 2-4
Texas-San Antonio (8)	W 10-5	at Mississippi	L 7-14	at Southwest Louisiana *	W 6-1
Nevada (8)	W 4-2	Texas-Pan American *	W 9-4	at Southwest Louisiana *	L 1-11
Texas (8)	L 4-9	Texas-Pan American *	W 6-0	at Murray State	L 6-11
		Texas-Pan American *	W 10-3	South Alabama *	L 2-5
		Lamar #	L 3-4	South Alabama *	L 0-1
		Jacksonville #	L 4-17	South Alabama *	L 3-4
				Southwest Louisiana #	W13-10
<b>1995- Bill Bethea</b>				New Orleans #	W 6-5
<b>Won 37, Lost 20 (.649)</b>		<b>1996- Bill Bethea</b>		South Alabama #	L 4-15
Lambuth	W 6-3	<b>Won 32, Lost 27 (.542)</b>		New Orleans #	W 8-7
Austin Peay State	L 3-5	Lambuth	W 6-5	South Alabama #	L 6-11
at Texas-Arlington (10 inns.)	L 8-9	Lambuth	W 6-1		
Oklahoma State	L 2-8	at Texas-Arlington	L 1-9	<b>1997- Bill Bethea</b>	
Clemson	L 2-7	Baylor	W 8-2	<b>Won 35, Lost 18 (.660)</b>	
Memphis	W 5-0	Southwest Missouri State	W 6-5	at NE Louisiana	W 8-6
Lyon College	W 4-0	Indiana State	L 4-5	at NE Louisiana	W 7-2
at Wichita State	L 0-3	Indiana State	W 4-3	Austin Peay State	W 7-5
at Wichita State	L 9-16	at Austin Peay State	W 14-6	Austin Peay State	W 9-2
Freed-Hardeman	W 10-0	at Austin Peay State	L 4-8	Eastern Illinois	W 9-4
Mississippi	W 9-5	Missouri	L 0-2	Eastern Illinois	W 3-1
Wright State	W 10-1	Missouri	L 6-16	Eastern Illinois	W 8-0
Wright State	W 12-3	Missouri	W 8-7	Eastern Illinois	W 4-3
Lambuth	W 11-1	at Texas-Pan American *	W 2-1	Lambuth	W 10-3
at New Orleans * (10 inns.)	L 6-7	at Texas-Pan American *	L 2-4	at Mississippi	L 8-9
at New Orleans *	W 5-3	at Texas-Pan American *	W 4-3	at New Orleans *	L 6-12
at New Orleans *	W 8-2	Western Illinois	W 6-1	at New Orleans *	W 5-0
Murray State	W 4-3	at Louisiana Tech *	W 16-7	at New Orleans *	L 7-11
at Southwest Missouri State	L 1-2	at Louisiana Tech *	L 4-8	Northern Illinois	W 17-3
Western Kentucky *	W 4-2	at Louisiana Tech *	W 5-3	Northern Illinois	W 11-3
Western Kentucky *	W 15-0	Eastern Illinois	W 7-4	Western Kentucky *	L 0-2
Western Kentucky *	W 5-0	Eastern Illinois	W 9-2	Western Kentucky *	W 4-3
Eastern Kentucky	W 6-5	Southern Arkansas	L 6-8	Western Kentucky *	W 5-2
Eastern Kentucky	W 5-3	Jacksonville *	W 2-0	at Centenary	W 4-0
Eastern Kentucky	L 6-10	Jacksonville *	W 1-0	at Centenary	L 4-5
Eastern Kentucky	W15-10	Jacksonville *	L 2-4	at Lamar *	W 8-7
at Jacksonville *	L 5-6	at Tennessee-Martin	W 4-2	at Lamar *	W 3-2
at Jacksonville *	W 8-1	Southern Illinois	W 5-3	at Lamar *	W 3-1
at Jacksonville *	L 1-2	New Orleans *	L 3-10	Southwest Missouri State	W 3-0
Tennessee-Martin	W 4-0	New Orleans *	W 4-1	Southwest Missouri State	W 7-3
Louisiana Tech *	W 12-1	New Orleans *	L 1-13	Louisiana Tech *	W 11-2
Louisiana Tech *	W 6-1	Mississippi	L 5-6	Louisiana Tech *	W 15-0
Louisiana Tech *	W 2-1	at Memphis	L 8-9	Louisiana Tech *	L 5-6
Southeast Missouri State	W 9-5	at Arkansas-Little Rock *	W 8-2	at Memphis	L 1-4
at Memphis	W 7-6	at Arkansas-Little Rock *	W 12-8	at Tennessee-Martin	W 9-0
at Lamar *	W 4-1	at Arkansas-Little Rock *	L 3-4	Arkansas-Little Rock *	W 9-1
at Lamar *	L 0-7	Southeast Missouri State	W 9-7	Arkansas-Little Rock *	W 6-1
at Lamar * (14 inns.)	W 2-1	at Southwest Missouri State	L 4-9	Memphis	W 4-2
at Murray State	L 4-5	Lamar *	W 8-1	at South Alabama *	L 0-5
Arkansas-Little Rock *	W 5-1	Lamar *	L 1-5	at South Alabama *	W 7-1
Arkansas-Little Rock *	W 4-0	Lamar *	W 7-5	at South Alabama *	L 3-4
Arkansas-Little Rock *	W 5-4	Southwest Missouri State	W 4-2	at Southeast Missouri State	W 4-3
at Southern Illinois	W 8-6	Tennessee-Martin	W 6-5		
Southwest Louisiana *	W 14-3				
Southwest Louisiana *	L 1-9				

# A-STATE BASEBALL

Southwest Louisiana *	L	2-6
Southwest Louisiana *	L	3-4
Southwest Louisiana *	W	4-1
Tennessee-Martin	W	4-3
at Jacksonville *	L	2-3
at Jacksonville *	L	5-11
at Jacksonville *	L	2-3
Murray State	W	14-3
Texas-Pan American *	W	4-3
Texas-Pan American *	W	16-1
at Missouri	L	7-10
at Missouri	L	5-16
Louisiana Tech #	W	3-1
South Alabama #	L	5-12
Texas-Pan American #	W	7-0
Southwest Louisiana #	L	5-6

## 1998- Bill Bethea Won 30, Lost 20 (.600)

at Texas A&M	L	0-7
at Texas-Arlington	W	6-4
at Oral Roberts	L	12-16
Lambuth	W	8-5
Missouri	L	2-5
Missouri	W	11-9
Missouri	L	9-24
at Austin Peay State	W	5-0
at Austin Peay State	W	12-9
NE Louisiana	W	9-0
NE Louisiana	L	2-9
at Mississippi	L	5-6
at Louisiana Tech * (10 inns.)	L	9-10
at Louisiana Tech *	W	21-4
St. Louis	W	11-2
New Orleans *	W	2-0
New Orleans *	L	8-12
New Orleans *	W	14-6
Southwest Baptist	W	9-1
South Alabama *	L	2-4
South Alabama *	L	2-3
South Alabama *	L	0-1
Mississippi	L	2-10
Tennessee-Martin	W	4-0
at Arkansas-Little Rock *	W	8-3
at Arkansas-Little Rock *	W	11-0
at Arkansas-Little Rock *	W	14-2
Lambuth	W	13-2
at Western Kentucky *	W	22-7
at Western Kentucky *	W	6-5
at Western Kentucky *	L	7-8
Southeast Missouri State	W	5-4
Lamar *	W	11-8
Lamar *	L	2-8
Lamar *	W	9-8
at Murray State	W	11-6
Arkansas-Pine Bluff	W	11-4
at SW Louisiana * (10 inns.)	L	4-11

at Southwest Louisiana *	L	0-1
at Tennessee-Martin	W	7-4
at Texas-Pan American *	L	6-13
at Texas-Pan American *	W	14-8
at Texas-Pan American *	W	6-0
Memphis	W	8-3
Jacksonville *	W	4-2
Jacksonville *	L	1-5
Jacksonville *	W	11-3
at Memphis	W	7-4
Lamar # (13 inns.)	L	3-4
South Alabama #	L	1-10

## 1999- Bill Bethea Won 18, Lost 38 (.321)

Lambuth	W	1-0
at Alabama	L	2-3
at Alabama	W	8-4
at Alabama	L	5-13
Austin Peay State (14 inns.)	L	2-6
Austin Peay State	W	3-0
at Oklahoma	W	12-6
at Texas-Arlington	L	4-13
at Oral Roberts	L	3-14
Southeast Missouri State	W	4-2
at Southwest Louisiana *	L	2-7
at Southwest Louisiana *	L	3-9
at Southwest Louisiana *	L	3-10
Mississippi	W	6-4
Arkansas-Little Rock *	W	6-3
Arkansas-Little Rock *	L	1-6
Memphis (10 inns.)	L	13-17
Southern Arkansas	W	7-4
at Western Kentucky *	L	0-5
at Western Kentucky *	W	4-3
at Western Kentucky *	L	3-10
Dallas Baptist	L	3-10
Dallas Baptist	W	13-7
Louisiana Tech *	L	2-16
Louisiana Tech *	L	2-8
Louisiana Tech *	W	5-3
Southwest Louisiana *	L	0-2
Southwest Louisiana *	L	1-9
Southwest Louisiana *	L	1-16
at Tennessee-Martin	L	0-2
Murray State	W	2-1
at Arkansas-Little Rock *	L	9-14
at Arkansas-Little Rock *	L	6-8
at Arkansas-Little Rock *	L	10-12
at Murray State	W	11-4
Western Kentucky *	L	4-13
Western Kentucky *	W	1-0
Western Kentucky *	L	3-9
at Mississippi	L	0-13
Tennessee-Martin	W	13-5
at Louisiana Tech * (10 inns.)	L	2-3
at Louisiana Tech *	W	14-6

at Louisiana Tech *	L	2-5
at Memphis	W	12-5
South Alabama *	L	6-13
South Alabama *	L	3-10
South Alabama *	L	0-2
at New Orleans * (10 inns.)	L	7-8
at New Orleans *	L	10-11
at New Orleans *	L	2-6
at Southwest Missouri State	L	11-20
Florida International *	W	12-4
Florida International *	L	4-7
Florida International *	L	2-9
South Alabama #	L	2-9
New Orleans #	L	0-9

## 2000- Bill Bethea Won 20, Lost 35 (.364)

Lambuth	W	19-1
at Rice	L	2-8
at Northwestern (La.) State	L	3-10
at Nebraska	L	3-10
at New Mexico State	W	22-12
at Dallas Baptist	W	10-3
at Southwest Texas State	L	8-11
Lyon College	W	3-0
Indiana State	W	4-3
Indiana State	W	8-5
Tennessee-Martin	W	8-5
Eastern Illinois	W	8-3
Eastern Illinois	W	4-3
Eastern Illinois	W	14-5
at South Alabama *	W	5-4
at South Alabama *	L	4-5
at South Alabama *	L	5-9
at Missouri	L	2-6
at Missouri	L	6-7
New Orleans *	W	8-7
New Orleans *	L	3-5
at Southwest Missouri State	W	12-4
at Florida International *	W	3-2
at Florida International *	W	5-4
at Florida International *	L	1-13
at Louisiana-Lafayette *	L	2-5
at Louisiana-Lafayette *	L	3-11
at Louisiana-Lafayette *	L	4-11
at Memphis	W	4-2
Southwest Missouri State	L	2-7
Arkansas-Little Rock *	W	5-4
Arkansas-Little Rock *	L	2-6
Arkansas-Little Rock * (11 inns.)	L	2-3
at Mississippi	L	3-4
Western Kentucky *	L	0-4
Western Kentucky *	L	2-8
Western Kentucky *	L	0-5
at SE Missouri State (11 inns.)	L	9-10
Memphis	W	5-4
at Louisiana Tech *	W	11-4

YEAR-BY-YEAR RESULTS

# A-STATE BASEBALL

at Louisiana Tech *	L 3-4	at Mississippi (10 inns.)	W 7-6	at Mississippi	L 1-8
at Louisiana Tech *	L 4-11	at South Alabama *	L 1-3	at New Orleans *	L 4-6
Southeast Missouri State	L 4-7	at South Alabama *	L 2-4	at New Orleans *	W 11-5
South Alabama *	L 7-8	at South Alabama*	W 11-9	at New Orleans *	L 4-5
South Alabama *	L 5-9	at Murray State	L 5-6	at Memphis	L 5-8
South Alabama * (14 inns.)	L 6-7	at Memphis	L 3-9	Murray State	W 3-2
at Murray State	W 7-1	at Arkansas-Little Rock*	L12-18	New Mexico State *	L 2-5
at New Orleans *	L 4-10	at Arkansas-Little Rock*	L 7-10	New Mexico State *	L 2-4
at New Orleans *	L 2-4	at Arkansas-Little Rock*	L 9-16	New Mexico State *	W 4-3
at New Orleans *	L11-14	at Florida International*	L 7-8	at Middle Tennessee *	W 4-2
Florida International *	L 3-6	at Florida International*	W 3-1	at Middle Tennessee *	L 4-6
Florida International *	L 4-6	at Florida International*	W 5-4	at Middle Tennessee *	L 3-6
Florida International *	L 4-7	Memphis	L 3-6	Memphis	L 4-9
New Orleans #	L12-17	at Tennessee-Martin	W 10-5	at Southwest Missouri State	L 4-8
Arkansas-Little Rock #	L10-13	New Orleans*	W 8-3	at Tennessee-Martin	W 10-6
		New Orleans*	L 0-2	Tennessee-Martin	L 1-2
		New Orleans*	L 5-7	Mississippi	L 4-12
		Middle Tennessee #	L 0-4	at Louisiana-Lafayette *	L 6-8
		New Orleans #	L 0-6	at Louisiana-Lafayette *	L 3-4
				Louisiana-Lafayette *	W 9-6
				at Louisiana-Lafayette *	W 10-6
				New Mexico State #	L 2-3
				Western Kentucky #	L 8-9
<b>2001 - Bill Bethea</b>		<b>2002 - Bill Bethea</b>		<b>2003 - Keith Kessinger</b>	
<b>Won 22, Lost 36 (.379)</b>		<b>Won 23, Lost 35 (.379)</b>		<b>Won 24, Lost 31 (.436)</b>	
Lambuth	W 6-2	McNeese State	W 13-2	Harding	W 6-5
at Texas A&M	L 3-4	McNeese State	L 1-3	Southwest Missouri State	L 3-6
at Texas A&M	W 8-4	McNeese State	W 7-6	New Mexico	L10-12
at Texas A&M	L 2-3	Williams Baptist	W 11-0	Texas-Arlington	L 6-10
at Texas-Arlington	L 1-10	Delta State	L 9-13	at McNeese State	L 4-16
at Oral Roberts	L 7-17	at Alabama	L 3-11	at McNeese State	L 7-8
at SW Missouri State (12 inns.)	L 1-2	at Alabama	L 5-14	at McNeese State	W 9-3
Iowa State	W 4-2	at Louisiana-Monroe	W 7-4	Northwestern (La.) State	L 0-8
Iowa State	L 5-6	at Louisiana-Monroe	L 3-5	Northwestern (La.) State	L 2-6
Iowa State	L 1-3	Southeast Missouri State	L 1-2	Northwestern (La.) State	W 3-2
Southeast Missouri State	L 0-7	at Murray State	W 10-2	Southeast Missouri State	W 7-3
SW Missouri State (13 inns.)	W 2-1	Northern Iowa	L 1-5	Lamar	L 4-11
Southwest Missouri State	L 1-7	Northern Iowa	W 4-3	Lamar	L 2-3
Mississippi	L 2-5	Northern Iowa	L 5-7	Lamar	W 5-3
Williams Baptist	L 3-4	at Missouri	L 3-8	at Mississippi	W 3-2
Toledo	L 2-4	at Missouri	W15-10	Southwest Missouri State	L 2-9
Toledo	W 3-2	Eastern Illinois	L 6-10	Southwest Missouri State	L12-13
Toledo	W 11-0	Eastern Illinois	W 4-3	Southwest Missouri State	W 6-2
at Southeast Missouri State	L 4-6	Eastern Illinois	W 9-4	Christian Brothers	W 15-4
Middle Tennessee State *	L 2-5	at South Alabama *	L 4-5	New Orleans *	W 9-2
Middle Tennessee State *	W 3-0	at South Alabama *	L 1-8	New Orleans *	W 4-3
Middle Tennessee State *	L 6-16	at South Alabama *	L 8-9	New Orleans *	W 3-2
Tennessee-Martin	W 13-2	Southwest Missouri State	L 3-10	at Tennessee-Martin	L 3-6
at Western Kentucky *	W 12-7	Western Kentucky *	L 3-7	#25 South Alabama	W 7-1
at Western Kentucky *	L 4-15	Western Kentucky *	L 4-7	#25 South Alabama	W 6-2
at Western Kentucky *	L 4-8	at Oklahoma State	L 8-10	#25 South Alabama	L 2-11
Missouri	L 0-10	Arkansas-Little Rock *	W 5-4	Memphis	W 8-4
Missouri (10 inns.)	L 4-9	Arkansas-Little Rock *	W 10-4	Murray State	W 4-2
at New Mexico State *	W 9-7	Arkansas-Little Rock *	W 13-3	at Western Kentucky *	L 1-2
at New Mexico State *	L 4-11	at Southeast Missouri State	W 6-1	at Western Kentucky *	W 6-1
at New Mexico State *	W 21-5	Lambuth	W 11-4	at #17 Oklahoma State	L 3-8
Louisiana-Lafayette *	L 6-9	Florida International *	L 1-15		
Louisiana-Lafayette *	W 9-3	Florida International *	W 5-3		
Louisiana-Lafayette *	W 3-2	Florida International *	W 8-4		
Murray State	W 3-2				
Harding	L 0-1				
Louisiana Tech *	W 9-1				
Louisiana Tech *	W 8-1				
Louisiana Tech *	L 0-3				

YEAR-BY-YEAR RESULTS

# A-STATE BASEBALL

Middle Tennessee \* L 2-4  
 Middle Tennessee \* L 6-7  
 Middle Tennessee \* W 5-1  
 at Southeast Missouri State L 6-7  
 at New Mexico State \* W 9-7  
 at New Mexico State \* L 5-14  
 at New Mexico State \* L13-15  
 at Memphis W 14-1  
 Arkansas-Pine Bluff L 2-3  
 Arkansas-Pine Bluff W 10-2  
 Mississippi W 8-5  
 at Arkansas-Little Rock \* L 2-4  
 at Arkansas-Little Rock \* L 3-14  
 at Arkansas-Little Rock \* L 4-5  
 Tennessee-Martin W 7-2  
 Louisiana-Lafayette \* L 3-4  
 Louisiana-Lafayette \* L 8-13  
 Louisiana-Lafayette \* L 2-3  
 at Murray State W 8-3  
 at Florida International \* L 3-4  
 at Florida International \* L 7-10  
 at Florida International \* W 6-4  
 #23 South Alabama # L 2-6  
 Florida International # L 4-5

Western Kentucky \* L 4-10  
 Western Kentucky \* L10-17  
 Western Kentucky \* W 10-6  
 at #7 Ole Miss L 8-9  
 at Middle Tennessee \* W 10-6  
 at Middle Tennessee \* L 8-9  
 at Middle Tennessee \* L 4-6  
 #6 Ole Miss W 7-6  
 New Mexico State \* L10-13  
 New Mexico State \* W 5-4  
 New Mexico State \* L 5-9  
 Arkansas-Pine Bluff W 17-7  
 Arkansas-Pine Bluff W 13-5  
 at Tennessee-Martin W 19-2  
 Arkansas-Little Rock \* W 6-4  
 Arkansas-Little Rock \* L 1-3  
 Arkansas-Little Rock \* L 6-8  
 at Southeast Missouri L 4-6  
 at Louisiana-Lafayette \* W12-11  
 at Louisiana-Lafayette \* W 7-2  
 at Southwest Missouri W 14-3  
 at Southwest Missouri W 6-4  
 Florida International \* W 6-5  
 Florida International \* L 0-1  
 Florida International \* L 3-7  
 vs. Middle Tennessee # L 2-12  
 vs. New Mexico State # L 3-6

#17 Louisiana-Lafayette \* W 6-2  
 #17 Louisiana-Lafayette \* L 1-6  
 #17 Louisiana-Lafayette \* L 5-8  
 at Tennessee-Martin W 7-1  
 at Arkansas-Little Rock \* W 6-1  
 at Arkansas-Little Rock \* W 7-6  
 at Arkansas-Little Rock \* W18-10  
 at Murray State L 3-5  
 Crichton College L 2-3  
 Southeast Missouri W 3-2  
 at New Mexico State \* L16-18  
 at New Mexico State \* L10-21  
 at New Mexico State \* L12-15  
 Middle Tennessee \* L 6-12  
 Middle Tennessee \* W 8-2  
 Middle Tennessee \* L 4-8  
 at Western Kentucky \* W 10-6  
 at Western Kentucky \* L10-13  
 at Western Kentucky \* W 16-9  
 at Memphis W 10-1  
 South Alabama \* W 13-1  
 South Alabama \* W 4-1  
 South Alabama \* L 5-10  
 Memphis L 1-5  
 New Orleans \* W 8-3  
 New Orleans \* W16-14  
 New Orleans \* L 6-14  
 at Florida International # L 8-18  
 vs. New Orleans # L 9-15

YEAR-BY-YEAR RESULTS

**2004 - Keith Kessinger  
Won 29, Lost 28 (.508)**

at Northwestern State L 8-13  
 at Northwestern State L 2-8  
 at Northwestern State W 9-5  
 Tennessee-Martin W 2-1  
 Illinois-Chicago W 5-4  
 Illinois-Chicago L 4-6  
 Illinois-Chicago L 4-6  
 Southeast Missouri L 9-12  
 at Lipscomb W 4-3  
 at Vanderbilt L 2-12  
 at Belmont W 8-3  
 Northern Iowa W 3-2  
 Northern Iowa W 2-1  
 Northern Iowa W 4-3  
 Murray State W 10-5  
 at #10 Ole Miss W 11-7  
 at Lamar L 0-5  
 at Lamar L 0-2  
 at Lamar L 0-2  
 Eastern Illinois W 7-2  
 Eastern Illinois W 10-3  
 Eastern Illinois W 8-0  
 at New Orleans \* L 3-5  
 at New Orleans \* L 8-9  
 at New Orleans \* L 8-13  
 Memphis W 8-2  
 at South Alabama \* L 0-9  
 at South Alabama \* W 9-6  
 at South Alabama \* L 4-14  
 at Murray State W 10-8

**2005 - Keith Kessinger  
Won 33, Lost 23 (.589)**

Arkansas-Pine Bluff W 13-3  
 Arkansas-Pine Bluff W 16-4  
 Arkansas-Pine Bluff W 13-0  
 at #15 Mississippi L 0-10  
 vs. Kansas State W 6-5  
 vs. Northwestern W 4-0  
 at Texas-Arlington W 9-3  
 Murray State W 7-4  
 at Louisiana-Monroe W 4-1  
 at Louisiana-Monroe L 3-11  
 at Louisiana-Monroe W 5-0  
 Tennessee-Martin W 18-4  
 Wisconsin-Milwaukee L 3-7  
 Wisconsin-Milwaukee W 6-3  
 Wisconsin-Milwaukee W 3-2  
 South Dakota State W 14-1  
 at Southern Mississippi L 6-11  
 at Southern Mississippi L 6-13  
 at Southern Mississippi L 5-7  
 Southwest Missouri State W 6-3  
 Eastern Illinois W 7-3  
 Eastern Illinois W 1-0  
 Eastern Illinois W18-10  
 at Florida International \* L 2-6  
 at Florida International \* L 2-5  
 at Florida International \* W13-12  
 at Southeast Missouri W 9-0

**2006 - Keith Kessinger  
Won 22, Lost 30 (.423)**

Henderson State W 13-8  
 Southeast Missouri W 4-3  
 Akron L 2-7  
 Akron W12-10  
 Murray State W 11-0  
 Kentucky W 7-3  
 Michigan State W 9-8  
 Lamar L 8-11  
 #18 Mississippi W 14-9  
 #8 Mississippi State L 7-16  
 #8 Mississippi State L 4-10  
 #8 Mississippi State L 4-5  
 Tennessee-Martin W 12-3  
 Tennessee-Martin L 4-5  
 Missouri State L 7-16  
 Missouri State L 0-14  
 Missouri State W 13-3  
 Mississippi L 8-10  
 Samford W 11-3  
 Samford W11-10  
 Samford L 0-13  
 Memphis W 5-3  
 Florida International \* L 4-8  
 Florida International \* L 6-11  
 Florida International \* W 7-4

# A-STATE BASEBALL

Louisiana-Lafayette *	L 1-10	at Florida Atlantic *	L 5-6	at South Alabama *	L 4-10
Louisiana-Lafayette *	L 4-8	at Florida Atlantic *	W 9-6	at South Alabama *	L 7-8
Louisiana-Lafayette *	L 2-6	at #10 Mississippi	L 3-19	Tennessee-Martin	L 8-9
Murray State	W 6-5	Murray State	W 9-8	Southern Illinois	L 3-10
Arkansas-Little Rock *	W 6-5	Florida International *	L 3-5	at Troy *	L 4-8
Arkansas-Little Rock *	W 21-2	Florida International *	W 4-0	at Troy *	L 4-7
Arkansas-Little Rock *	W 6-5	Florida International *	W 6-5^	at Troy *	L 2-8
Memphis	L 2-6	at #14 Oklahoma State	L 2-6	at Southeast Missouri	W 8-3
Freed-Hardeman	W 8-0	at #14 Oklahoma State	L 2-21	at #29 Southern Miss	L 3-6
Freed-Hardeman	W 8-7	at Western Kentucky *	W 8-5	at #29 Southern Miss	L 7-8
Tennessee-Martin	L 5-11	at Western Kentucky *	L 3-10	at #29 Southern Miss	L 3-6
#29 Troy *	L 7-10	at Western Kentucky *	W 6-4	Murray State	W 3-2
#29 Troy *	L 2-9	Tennessee-Martin	W 6-1	at Western Kentucky *	L 1-8
#29 Troy *	L 6-11	Central Arkansas	W 4-2	at Western Kentucky *	L 6-7
Middle Tennessee	L 8-18	Troy *	L 0-7	at Western Kentucky *	L 5-13
Middle Tennessee	L 4-7	Troy *	L 4-6	Southeast Missouri	L 3-12
Western Kentucky *	W 21-4	Troy *	L 1-4	#29 Mississippi	L 4-9
Western Kentucky *	L 6-7	at Louisiana-Lafayette * (11)	L 5-6	New Orleans *	L 2-5
Western Kentucky *	W15-12	at Louisiana-Lafayette *	L 7-11	New Orleans *	L 5-7
South Alabama *	L 3-4	at Louisiana-Lafayette *	W 4-2	New Orleans *	L 3-26
South Alabama *	W14-12	Memphis	L 5-10	Florida International *	W 3-2
South Alabama *	L 1-4	at Memphis	L 7-8	Florida International *	L 2-11
New Orleans *	L 7-8	Louisiana-Monroe *	W 7-5	Florida International *	W 7-1
New Orleans *	L 0-2	Louisiana-Monroe *	L 3-12	at Florida Atlantic *	W 8-2
New Orleans *	L10-12	Louisiana-Monroe *	W17-13	at Florida Atlantic *	L 3-20
Louisiana-Lafayette #	L 7-8	at Arkansas-Little Rock *	L 1-2	at Florida Atlantic *	T11-11
South Alabama #	L 3-5	at Arkansas-Little Rock *	W 10-3	at Murray State	W 5-2
		at Arkansas-Little Rock *	W 4-1	Arkansas-Little Rock *	L 1-3
		^3 wins later vacated due to NCAA		Arkansas-Little Rock *	L 0-8
		sanctions. Actual on-field record was		Arkansas-Little Rock *	L 5-15
		23-32.			
<b>2007 - Keith Kessinger</b>		<b>2008 - Keith Kessinger</b>		<b>2009 - Tommy Raffo</b>	
<b>Won 20, Lost 32 (.363)</b>		<b>Won 20, Lost 34, Tied 1 (.363)</b>		<b>Won 23, Lost 30 (.434)</b>	
at Samford	L 1-6	vs. Ohio State	L 3-7	vs. Texas State (10 inn)	W 4-3
at Samford	L 0-2	vs. Seton Hall	W 6-3	at UT-Arlington	L 4-5
at Samford	W 7-5	vs. Navy	W 8-1	vs. Siena	L 1-5
at Central Arkansas	L 5-14	vs. Williams Baptist	W 6-1	vs. Texas State	L 2-3
vs Creighton	L 3-6	vs. Kansas State	W 2-1	SIU-Edwardsville	W19-12
vs Northwestern	W 8-5	at Lamar	L 3-10	at #14 Mississippi	L 5-11
at Lamar	L 5-8	at #2 Mississippi	W 7-5	at Murray State	L 5-11
at Murray State	W12-7^	at Louisiana-Lafayette *	W 3-0	Louisiana-Lafayette *	W 2-0
Bradley	W 11-3	at Louisiana-Lafayette *	W 9-5	Louisiana-Lafayette *	L 2-3
Bradley	W 7-0	at Louisiana-Lafayette *	W 9-2	Louisiana-Lafayette * (10)	W 3-2
Bradley	L 5-11	Memphis	L 0-3	Harris Stowe	W 11-1
Southeast Missouri State	W 6-5	Harris-Stowe State	W 3-2	Harris Stowe	W 3-2
Jackson State	W11-10^	Harris-Stowe State	W 10-4	at Middle Tennessee * (10)	L 8-10
New Orleans*	W12-10	Middle Tennessee *	W 6-5	at Middle Tennessee *	L 3-14
New Orleans*	L 6-12	Middle Tennessee *	L 1-2	at Middle Tennessee *	L 3-10
New Orleans*	L 4-18	Middle Tennessee * (10 inn)	L 6-7	Williams Baptist	W 17-9
Mississippi	L 1-14	at Missouri State	L 4-9	#12 Mississippi	L 1-7
at South Alabama *	L 5-9	at Missouri State	L 4-9	at Louisiana-Monroe *	W 14-4
at South Alabama *	W 6-0	Louisiana-Monroe *	L 1-3	at Louisiana-Monroe * (11)	W 6-4
at South Alabama *	L14-15	Louisiana-Monroe *	W15-10	at Louisiana-Monroe * (10)	L 8-10
Missouri State	L 0-5	Louisiana-Monroe *	L 3-6	at Southern Illinois	L 3-10
Missouri State	L 4-12	at Tennessee-Martin	W 12-6	South Alabama *	W 8-7
Middle Tennessee * (10 inn)	W 7-6	at Memphis	W 7-4	South Alabama *	L 3-10
Middle Tennessee * (10 inn)	L 3-4	at South Alabama *	L 9-17	South Alabama *	W 7-2
Middle Tennessee * (14 inn)	L 5-7				
at Tennessee-Martin	L 3-8				
at Florida Atlantic *	L 2-5				

# A-STATE BASEBALL

at #15 Mississippi L 6-9  
Southeast Missouri State W 12-1  
Troy \* L 2-5  
Troy \* (10 inn) L 3-7  
Troy \* L 7-12  
vs. Memphis L 8-16  
Memphis (10 inn) W 8-7  
Chicago State W 15-0  
Chicago State W 16-9  
Missouri State L 3-4  
Missouri State (10 inn) L 2-14  
Western Kentucky \* (11 inn) L 2-3  
Western Kentucky \* W 8-6  
Western Kentucky \* L 0-3  
at Tennessee-Martin L 2-6  
at Southeast Missouri State W 17-11  
at New Orleans \* L 2-4  
at New Orleans \* L 6-13  
at New Orleans \* W 9-3  
at Florida International \* W 13-1  
at Florida International \* L 5-11  
at Florida International \* L 4-10  
Florida Atlantic \* L 5-9  
Florida Atlantic \* W 11-4  
Florida Atlantic \* L 6-10  
Murray State W 4-2  
at Arkansas-Little Rock \* W 10-7  
at Arkansas-Little Rock \* W 6-2  
at Arkansas-Little Rock \* L 3-6

## 2010 - Tommy Raffo Won 30, Lost 28 (.517)

Southern Illinois-Carbondale W 14-5  
Southern Illinois-Carbondale W 5-3  
at #17 Ole Miss L 2-3  
Wisconsin-Milwaukee W 6-5  
Wisconsin-Milwaukee (10) W 4-3  
Wisconsin-Milwaukee W 11-4  
Wisconsin-Milwaukee W 8-3  
Portland W 7-0  
Portland L 3-8  
Portland L 4-5  
IPFW L 1-2  
at Murray State W 17-8  
at Louisiana-Lafayette\* L 5-13  
at Louisiana-Lafayette\* W 6-2  
at Louisiana-Lafayette\* W 13-9  
at Missouri State L 1-2  
at Missouri State W 5-4  
Middle Tennessee\* (10) W 4-3  
Middle Tennessee\* L 5-8  
Middle Tennessee\* L 0-2  
at Southeast Missouri L 4-6  
at New Orleans\* W 14-6  
at New Orleans\* W 7-6  
at New Orleans\* W 17-3  
Memphis W 6-5

#18 Western Kentucky\* L 3-4  
#18 Western Kentucky\* W 6-4  
#18 Western Kentucky\* W 3-1  
at UT Martin L 12-17  
at ULM\* W 15-3  
at ULM\* W 10-6  
at ULM\* W 8-1  
Southeast Missouri W 9-6  
at Evansville L 4-5  
at Evansville L 4-7  
at Evansville L 5-9  
at Memphis L 5-15  
South Alabama\* (10) W 9-8  
South Alabama\* L 4-9  
South Alabama\* L 6-7  
at Florida Atlantic\* L 2-3  
at Florida Atlantic\* L 0-8  
at Florida Atlantic\* L 2-3  
UT Martin W 8-3  
Florida International\* (10) W 8-7  
Florida International\* L 2-15  
Florida International\* W 5-4  
#15 Ole Miss (10) L 2-5  
at Troy\* W 5-4  
at Troy\* L 6-11  
at Troy\* L 3-9  
UALR\* (10) L 3-6  
UALR\* W 16-8  
UALR\* L 10-14  
vs. Louisiana-Lafayette# W 8-6  
vs. Troy# W 12-2  
vs. Troy# L 5-12  
vs. Troy# (10) L 8-12

\* - Sun Belt Conference Game  
# - Sun Belt Tournament Game

## 2011 - Tommy Raffo Won 27, Lost 31, Tied 1 (.466)

At #23 Auburn@ L 5-12  
UAB@ L 3-5  
#13 Virginia@ L 2-8  
Murray State W 8-4  
At Mississippi L 3-4  
Evansville W 10-5  
Evansville L 1-4  
Evansville L 2-3  
Southern Illinois W 4-3  
At Murray State W 5-1  
Creighton L 2-5  
Creighton L 0-6  
Creighton W 8-6  
Missouri State W 6-5  
Austin Peay W 11-2  
Austin Peay W 6-1  
Austin Peay L 2-9  
UT Martin W 5-3

At UALR\* W 11-5  
At UALR\* L 0-1  
At UALR\* L 6-7  
Lyon College W 12-5  
Louisiana-Lafayette\* L 9-10  
Louisiana-Lafayette\* W 11-7  
Louisiana-Lafayette\* L 4-10  
At SIU-Edwardsville L 1-2  
At SIU-Edwardsville L 5-6  
#21 Troy\* L 0-1  
#21 Troy\* L 1-2  
#21 Troy\* L 3-5  
SEMO L 5-8  
At ULM\* W 13-2  
At ULM\* (10) L 7-8  
At ULM\* W 13-3  
At Memphis (10) W 9-8  
At Western Kentucky\* (13) L 2-3  
At Western Kentucky\* L 2-13  
At Western Kentucky\* (10) W 4-3  
At SEMO L 7-13  
Florida Atlantic\* W 2-1  
Florida Atlantic\* L 3-5  
Florida Atlantic\* W 7-3  
Middle Tennessee\* W 6-5  
Middle Tennessee\* (11) W 7-6  
Middle Tennessee\* W 11-4  
Mississippi L 9-11  
At South Alabama\* L 5-10  
At South Alabama\* (10) L 7-8  
At South Alabama\* L 4-7  
At FIU\* L 2-3  
At FIU\* L 1-6  
At FIU\* T 8-8  
UALR\* W 6-4  
UALR\* W 6-4  
UALR\* W 9-1  
#2 FIU\* (10)# L 10-13  
#3 Louisiana-Lafayette# W 3-0  
#6 South Alabama# W 12-9  
\* - Sun Belt Conference Game  
# - Sun Belt Tournament Game  
@ - Auburn Tournament

## 2012 - Tommy Raffo Won 34, Lost 23 (.596)

%Lamar L 1-2  
%Stephen F. Austin Rain Out  
%Lamar L 2-10  
At Ole Miss L 1-8  
Murray State W 11-3  
Evansville W 4-2  
Evansville L 4-5  
Evansville L 1-5  
Evansville W 3-2  
South Dakota State W 15-5  
South Dakota State W 12-7

# A-STATE BASEBALL

South Dakota State	W 10-1	Bradley	W 12-2	#Troy	W 3-2
SIU-Edwardsville	L 3-5	at Memphis (10)	W 3-2	#Florida Atlantic	L 4-5
SIU-Edwardsville	L 2-5	Lyon College	Rain Out		
\$Dayton	W 9-3	Western Illinois	L 1-2	* - Sun Belt Conference Game	
\$Northern Illinois	L 5-6	Western Illinois	W 6-3	# - Sun Belt Tournament Game	
\$Austin Peay (11)	L 9-10	Western Illinois	W 14-6		
UALR*	W 7-3	at #2 Vanderbilt	L 3-7		
UALR* (10)	W 3-2	at Sam Houston State	W 5-3		
UALR*	W 8-4	at Sam Houston State	L 1-8		
at Memphis	L 1-7	at Sam Houston State	L 6-11		
at Louisiana-Lafayette*	L 2-9	UT-Martin	W 9-0		
at Louisiana-Lafayette*	W 6-4	UAB (11)	W 2-1		
at Louisiana-Lafayette*	W 8-7	UAB	W 8-1		
SEMO	W 10-5	UAB	L 2-4		
UAPB	W 4-2	Missouri State (11)	L 2-6		
at Troy*	L 6-7	Missouri State	W 7-5		
at Troy*	W 16-8	at UALR*	W 6-3		
at Troy*	W 5-4	at UALR*	W 9-7		
at Missouri State	W 5-2	at UALR*	W 7-5		
at Missouri State	L 5-12	at Missouri	L 1-5		
Louisiana-Monroe*	W 7-6	at Missouri	W 10-3		
Louisiana-Monroe*	L 0-9	Florida Atlantic* (10)	W 3-2		
Louisiana-Monroe *	L 1-9	Florida Atlantic*	L 5-10		
Memphis	W 4-2	Florida Atlantic*	L 2-3		
Western Kentucky*	W 5-0	at #11 Ole Miss	L 4-10		
Western Kentucky*	L 3-8	at Florida International*	L 0-1		
Western Kentucky*	W 6-3	at Florida International*	L 7-8		
at SEMO	L 3-5	at Florida International* (11)	L 6-9		
at Florida Atlantic*	Rain Out	SEMO	W 9-8		
at Florida Atlantic*	Rain Out	Western Kentucky*	W 6-0		
at Florida Atlantic*	L 2-6	Western Kentucky*	L 2-4		
at Middle Tennessee*	W 8-5	Western Kentucky*	W 5-3		
at Middle Tennessee*	W 8-5	Central Arkansas	Rain Out		
at Middle Tennessee*	L 3-5	South Alabama*	L 2-6		
South Alabama*	W 8-1	South Alabama*	L 2-20		
South Alabama*	W 6-1	South Alabama*	L 1-4		
South Alabama*	W 2-1	at SEMO (12)	W 5-4		
&UAPB	W 7-3	at Louisiana-Monroe*	W 7-5		
Florida International*	W 7-4	at Louisiana-Monroe*	W 6-2		
Florida International*	L 7-10	at Louisiana-Monroe*	L 1-3		
Florida International*	L 5-16	#16 Ole Miss	L 1-11		
#22 Ole Miss	W 10-5	Middle Tennessee*	W 4-3		
at UALR*	W 8-5	Middle Tennessee*	W 13-9		
at UALR*	W 10-8	Middle Tennessee* (13)	L 1-2		
at UALR*	W 7-3	Memphis	L 0-6		
#Middle Tennessee (7)	W 12-1	at Louisiana-Lafayette*	L 4-11		
#Troy	L 3-8	at Louisiana-Lafayette*	L 6-14		
#Florida International	W 12-4	at Louisiana-Lafayette*	L 1-8		
#Louisiana-Monroe	L 2-4	at Tennessee	L 3-12		
		at #25 Troy*	L 0-1		
		at #25 Troy*	L 3-4		
		at #25 Troy*	W15-14		
		UALR	W 3-2		
		UALR	L 4-5		
		UALR	L 1-8		
		#Troy	L 2-3		
		#Western Kentucky	W 10-4		
* - Sun Belt Conference Game					
# - Sun Belt Tournament Game					
<b>2013 - Tommy Raffo</b>					
<b>Won 28, Lost 31 (.475)</b>					
Bradley	W 10-5				
Bradley	W 10-1				

YEAR-BY-YEAR RESULTS



# A-STATE BASEBALL

## Sun Belt (1992-Present)

### 2012

	W	L	Pct.	W	L	Pct.
*Florida Atlantic	19	8	.704	32	22	.593
<b>Arkansas State</b>	<b>19</b>	<b>9</b>	<b>.679</b>	<b>34</b>	<b>23</b>	<b>.596</b>
FIU	15	14	.517	31	26	.544
+#Louisiana-Monroe	15	15	.500	32	30	.516
South Alabama	15	15	.500	23	34	.404
Middle Tennessee	14	16	.467	31	28	.525
Troy	14	16	.467	28	30	.483
WKU	13	17	.433	25	33	.431
UALR	12	18	.400	26	28	.481
ULL	11	19	.367	23	30	.434
*SBC Regular Season Champion						
+SBC Tournament Champion						
#NCAA Tournament Participant						

### 2011

	W	L	Pct.	W	L	Pct.
*#Troy	21	9	.700	43	19	.694
*#FIU	20	9-1	.683	40	20-1	.664
Louisiana-Lafayette	18	12	.600	31	27	.534
Florida Atlantic	17	13	.567	32	25	.561
Western Kentucky	17	13	.567	33	24	.579
South Alabama	15	15	.500	30	28	.517
<b>Arkansas State</b>	<b>1316-1</b>	<b>.450</b>	<b>27</b>	<b>31-1</b>	<b>.466</b>	
#+UALR	10	20	.333	24	34	.414
Middle Tennessee	9	21	.300	18	37	.327
ULM	9	21	.300	24	30	.444
*SBC Regular Season Champion						
+SBC Tournament Champion						
#NCAA Tournament Participant						

### 2010

	W	L	Pct.	W	L	Pct.
*#Florida Atlantic	21	9	.700	37	24	.607
*#Louisiana-Lafayette	21	9	.700	38	22	.633
Middle Tennessee	18	12	.600	35	23	.603
*&FIU	17	13	.567	36	25	.590
South Alabama	17	13	.567	32	27	.542
Troy	16	14	.533	36	25	.590
<b>Arkansas State</b>	<b>16</b>	<b>14</b>	<b>.533</b>	<b>30</b>	<b>28</b>	<b>.517</b>
Western Kentucky	16	14	.533	35	23	.603
UALR	12	16	.429	29	25	.537
ULM	7	23	.233	17	38	.309
New Orleans	2	26	.071	13	39	.250
*SBC Regular Season Champion						
+SBC Tournament Champion						
#NCAA Tournament Participant						

### 2009

	W	L	Pct.	W	L	Pct.
*+#Middle Tennessee	21	8	.724	44	18	.710
#Western Kentucky	21	8	.621	42	20	.677
Troy	18	10	.643	33	21	.611

FIU	18	12	.600	34	23	.596
Louisiana-Lafayette	14	15	.483	27	30-1	.474
South Alabama	13	16	.448	25	30	.455
Louisiana-Monroe	12	17	.414	32	27	.542
Florida Atlantic	12	17	.414	30	26	.536
<b>Arkansas State</b>	<b>12</b>	<b>18</b>	<b>.400</b>	<b>23</b>	<b>30</b>	<b>.434</b>
New Orleans	12	18	.400	22	33	.400
Arkansas-Little Rock	7	21	.250	16	34	.320
*SBC Regular Season Champion						
+SBC Tournament Champion						
#NCAA Tournament Participant						

### 2008

	W	L	Pct.	W	L	Pct.
*Louisiana-Monroe	20	10	.667	34	24	.586
New Orleans	18	11	.621	43	21	.672
Troy	18	12	.600	32	26	.552
Florida Atlantic	15	12	.554	32	27	.542
+#Western Kentucky	16	14	.533	33	27	.550
Louisiana-Lafayette	16	14	.533	30	29	.508
South Alabama	15	15	.500	33	25	.569
Middle Tennessee	13	16	.448	27	29	.482
Florida International	12	18	.400	20	36	.357
Arkansas-Little Rock	10	18	.357	16	32	.333
<b>Arkansas State</b>	<b>8</b>	<b>21</b>	<b>.283</b>	<b>20</b>	<b>34</b>	<b>.373</b>
*SBC Regular Season Champion						
+SBC Tournament Champion						
#NCAA Tournament Participant						

### 2007

	W	L	Pct.	W	L	Pct.
*#Louisiana-Lafayette	23	7	.767	45	17	.726
+#New Orleans	16	14	.533	38	26	.594
#Troy	16	14	.533	34	27	.557
Middle Tennessee	16	14	.533	32	28	.533
Louisiana-Monroe	15	14	.517	29	28	.509
Florida Atlantic	15	15	.500	36	22	.621
Western Kentucky	15	15	.500	25	30	.455
South Alabama	13	16	.448	31	26	.544
<b>^Arkansas State</b>	<b>12</b>	<b>17</b>	<b>.413</b>	<b>20</b>	<b>32</b>	<b>.384</b>
Florida International	12	17	.414	26	29	.473
Arkansas-Little Rock	9	20	.310	21	31	.404
^3 wins later vacated due to NCAA sanctions. Actual on-field was 23-32 overall, 13-17 in SBC.						
*SBC Regular Season Champion						
+SBC Tournament Champion						
#NCAA Tournament Participant						

### 2006

	W	L	Pct.	W	L	Pct.
*+^Troy	20	4	.833	47	16	.746
Louisiana-Lafayette	19	5	.792	39	20	.661
^South Alabama	16	7	.696	39	21	.650
Florida International	12	12	.500	36	24	.600
New Orleans	12	12	.500	30	28	.517
Middle Tennessee	10	13	.435	30	25	.545
<b>Arkansas State</b>	<b>7</b>	<b>16</b>	<b>.304</b>	<b>22</b>	<b>30</b>	<b>.423</b>

# A-STATE BASEBALL

Western Kentucky	5	18	.217	22	30	.423
Arkansas-Little Rock	5	19	.208	24	30	.444
*SBC Regular Season Champion						
+SBC Tournament Champion						
^NCAA Tournament Participant						

New Orleans	12	12	.500	31	28	.525
New Mexico State+^	10	14	.417	37	25	.597
<b>Arkansas State</b>	<b>9</b>	<b>14</b>	<b>.391</b>	<b>23</b>	<b>35</b>	<b>.379</b>
Middle Tennessee	8	16	.333	26	30	.464
Arkansas-Little Rock	5	17	.227	19	35	.352
*SBC Regular Season Champion						
+SBC Tournament Champion						
^NCAA Tournament Participant						

## 2005

	W	L	Pct.	W	L	Pct.
Louisiana-Lafayette*^	16	8	.667	48	19	.716
South Alabama+^	15	9	.625	35	27	.565
Florida International	14	10	.583	38	21	.644
Middle Tennessee	13	10	.565	32	23	.582
New Mexico State	13	11	.542	28	29	.491
<b>Arkansas State</b>	<b>12</b>	<b>12</b>	<b>.500</b>	<b>33</b>	<b>23</b>	<b>.589</b>
New Orleans	10	14	.417	20	39	.339
Western Kentucky	8	16	.333	21	37	.362
Arkansas-Little Rock	6	17	.261	23	33	.411
*SBC Regular Season Champion						
+SBC Tournament Champion						
^NCAA Tournament Participant						

## 2004

	W	L	Pct.	W	L	Pct.
Middle Tennessee*^	16	8	.667	40	22	.645
South Alabama*	16	8	.667	30	28	.517
New Orleans	13	10	.565	27	28	.491
Louisiana-Lafayette	11	11	.500	34	23	.596
New Mexico State	12	12	.500	33	25	.568
Western Kentucky+^	12	12	.500	35	27	.556
Florida International	12	12	.500	29	33	.468
<b>Arkansas State</b>	<b>8</b>	<b>15</b>	<b>.348</b>	<b>29</b>	<b>28</b>	<b>.509</b>
Arkansas-Little Rock	6	18	.250	16	32	.333
*SBC Regular Season Champion						
+SBC Tournament Champion						
^NCAA Tournament Participant						

## 2003

	W	L	Pct.	W	L	Pct.
South Alabama*^	17	7	.708	42	19	.689
New Mexico State^	15	9	.625	43	18	.705
Louisiana-Lafayette	15	9	.625	30	30	.500
Western Kentucky	12	11	.522	34	22	.607
Florida International	12	12	.500	36	23	.610
Middle Tennessee+^	10	13	.435	33	27	.550
<b>Arkansas State</b>	<b>9</b>	<b>14</b>	<b>.391</b>	<b>24</b>	<b>31</b>	<b>.436</b>
Arkansas-Little Rock	9	14	.391	30	26	.536
New Orleans	7	17	.292	23	32	.418
*SBC Regular Season Champion						
+SBC Tournament Champion						
^NCAA Tournament Participant						

## 2002

	W	L	Pct.	W	L	Pct.
South Alabama*^	17	5	.772	42	19	.689
Louisiana-Lafayette^	17	7	.708	39	23	.629
Western Kentucky	14	9	.609	38	20	.655
Florida International^	13	11	.542	41	20	.672

## 2001

	W	L	Pct.	W	L	Pct.
*+Middle Tennessee	17	10	.630	41	17	.707
*=South Alabama	17	10	.630	45	19	.703
*Florida International	16	11	.593	43	21	.672
Western Kentucky	14	13	.519	32	27	.542
New Orleans	13	14	.481	25	32	.439
Louisiana Tech	12	14	.462	32	26	.552
Arkansas-Little Rock	12	15	.444	26	24	.520
<b>Arkansas State</b>	<b>12</b>	<b>15</b>	<b>.444</b>	<b>22</b>	<b>36</b>	<b>.379</b>
Louisiana-Lafayette	12	15	.444	28	28	.500
New Mexico State	9	17	.346	32	23	.582
*NCAA Tournament Participant						
+SBC Regular Season Champion						
=SBC Tournament Champion						

## 2000

	W	L	Pct.	W	L	Pct.
New Orleans	20	9	.690	38	25	.603
Louisiana-Lafayette	20	10	.667	49	20	.710
Florida International	15	12	.556	42	20	.677
Arkansas-Little Rock	16	13	.552	33	23	.589
*South Alabama	14	15	.483	27	33	.450
Louisiana Tech	13	15	.464	26	29	.473
Western Kentucky	11	18	.379	24	35	.407
<b>Arkansas State</b>	<b>6</b>	<b>23</b>	<b>.207</b>	<b>20</b>	<b>35</b>	<b>.364</b>
*won SBC Tournament Champion						

## 1999

	W	L	Pct.	W	L	Pct.
South Alabama	27	5	.844	39	20	.661
Southwestern Louisiana	24	9	.727	42	24	.636
Western Kentucky	21	12	.636	38	24	.613
*Florida International	17	16	.515	44	19	.698
New Orleans	15	18	.455	25	34	.424
Louisiana Tech	10	22	.313	20	37	.351
Arkansas-Little Rock	10	22	.313	20	37	.351
<b>Arkansas State</b>	<b>6</b>	<b>26</b>	<b>.188</b>	<b>18</b>	<b>38</b>	<b>.321</b>
*won SBC Tournament Champion						

## 1998

	W	L	Pct.	W	L	Pct.
South Alabama	19	6	.760	42	19	.689
*Southwestern Louisiana	24	9	.727	42	24	.639
Lamar	15	9	.625	26	27	.491
<b>Arkansas State</b>	<b>14</b>	<b>11</b>	<b>.560</b>	<b>30</b>	<b>20</b>	<b>.600</b>
New Orleans	13	13	.500	29	29	.500
Jacksonville	13	14	.481	31	27	.534

# A-STATE BASEBALL

Western Kentucky	12	14	.462	27	24	.529
Texas-Pan American	11	15	.423	18	32	.360
Louisiana Tech	8	18	.308	21	34	.382
Arkansas-Little Rock	5	21	.192	17	38	.309

\*won SBC Tournament Champion

Lamar	16	8	.667	36	23	.610
Southwestern Louisiana	16	8	.667	42	15	.737
New Orleans	16	8	.667	35	23	.603
Louisiana Tech	8	16	.333	22	26	.458
Texas-Pan American	4	20	.167	11	39	.220

\*won SBC Tournament Champion

## 1997

	W	L	Pct.	W	L	Pct.
Southwestern Louisiana	22	5	.815	42	17	.712
*South Alabama	15	10	.600	40	17	.702
<b>Arkansas State</b>	<b>14</b>	<b>11</b>	<b>.560</b>	<b>35</b>	<b>18</b>	<b>.660</b>
Louisiana Tech	13	13	.500	29	29	.500
Lamar	13	11	.542	32	19	.625
Texas-Pan American	14	12	.538	30	22	.577
Jacksonville	13	14	.481	32	22	.593
New Orleans	11	15	.423	31	25	.554
Western Kentucky	10	17	.370	24	29	.453
Arkansas-Little Rock	2	22	.083	6	43	.122

\*won SBC Tournament Champion

## 1996

	W	L	Pct.	W	L	Pct.
*South Alabama	22	5	.815	42	17	.712
New Orleans	19	8	.704	43	21	.672
Southwestern Louisiana	15	12	.556	25	33	.431
<b>Arkansas State</b>	<b>14</b>	<b>13</b>	<b>.519</b>	<b>32</b>	<b>27</b>	<b>.542</b>
Jacksonville	12	14	.462	23	34	.404
Texas-Pan American	11	15	.423	25	30	.455
Lamar	11	16	.407	26	29	.473
Arkansas-Little Rock	10	15	.400	29	22	.569
Western Kentucky	9	17	.346	29	26	.527
Louisiana Tech	9	17	.346	23	31	.426

\*won SBC Tournament Champion

## 1995

	W	L	Pct.	W	L	Pct.
Jacksonville	21	6	.778	41	22	.651
South Alabama	20	7	.741	41	17	.707
<b>Arkansas State</b>	<b>20</b>	<b>7</b>	<b>.741</b>	<b>37</b>	<b>20</b>	<b>.649</b>
*Lamar	16	11	.593	38	24	.613
New Orleans	15	11	.577	36	22	.621
Southwestern Louisiana	12	15	.444	21	24	.467
Arkansas-Little Rock	8	18	.308	24	28	.462
Texas-Pan American	8	19	.296	17	37	.315
Louisiana Tech	8	19	.296	17	37	.315
Western Kentucky	6	21	.222	21	35	.375

\*won SBC Tournament Champion

## 1994

	W	L	Pct.	W	L	Pct.
<b>East Division</b>						
South Alabama	16	6	.727	32	25	.561
Jacksonville	16	8	.667	40	24	.625
<b>*Arkansas State</b>	<b>14</b>	<b>10</b>	<b>.583</b>	<b>39</b>	<b>25</b>	<b>.609</b>
Western Kentucky	7	14	.333	22	27	.449
Arkansas-Little Rock	4	19	.174	21	33	.389

**West Division**

## 1993

	W	L	Pct.	W	L	Pct.
<b>East Division</b>						
South Alabama	11	6	.647	37	21	.636
<b>Arkansas State</b>	<b>11</b>	<b>10</b>	<b>.524</b>	<b>33</b>	<b>26</b>	<b>.559</b>
Jacksonville	11	10	.524	33	26	.559
Western Kentucky	11	10	.524	30	22	.577
Arkansas-Little Rock	5	13	.278	24	29	.453

**West Division**

*Lamar	13	5	.722	44	18	.710
Louisiana Tech	11	8	.579	25	25	.500
Southwestern Louisiana	10	9	.526	25	29	.463
New Orleans	9	10	.474	25	28	.472
Texas-Pan American	5	16	.238	23	33	.411

\*won SBC Tournament Champion

## 1992

	W	L	Pct.	W	L	Pct.
<b>East Division</b>						
*South Alabama	11	6	.647	37	21	.636
Western Kentucky	10	11	.476	30	23	.566
Central Florida	9	11	.450	35	23	.603
Jacksonville	9	12	.429	26	30	.464
Arkansas-Little Rock	8	12	.400	26	30	.464

**West Division**

Louisiana Tech	15	5	.750	31	18	.633
Southwestern Louisiana	14	6	.700	38	21	.644
Lamar	10	9	.526	32	21	.604
New Orleans	10	11	.476	27	27	.500
Texas-Pan American	6	13	.316	29	23	.550
<b>Arkansas State</b>	<b>5</b>	<b>16</b>	<b>.238</b>	<b>22</b>	<b>30</b>	<b>.423</b>

\*won SBC Tournament Champion

## American South (1988-1991)

### 1991

	W	L	Pct.	W	L	Pct.
Southwestern Louisiana	14	5	.778	49	20	.710
Texas-Pan American	13	5	.722	37	21	.638
Central Florida	10	8	.555	41	21	.661
Louisiana Tech	9	8	.529	31	26	.544
New Orleans	9	9	.500	26	31	.456
Lamar	6	11	.353	18	34	.346
<b>Arkansas State</b>	<b>1</b>	<b>17</b>	<b>.056</b>	<b>10</b>	<b>35</b>	<b>.222</b>

### 1990

	W	L	Pct.	W	L	Pct.
Southwestern Louisiana	11	4	.733	47	18	.723
New Orleans	11	4	.733	37	27	.578
Louisiana Tech	8	7	.533	29	31	.483

# A-STATE BASEBALL

<b>Arkansas State</b>	7	8	.467	11	38	.224
Texas-Pan American	5	10	.333	30	24	.556
Lamar	3	12	.200	16	37	.306

## 1989

	W	L	Pct.	W	L	Pct.
Southwestern Louisiana	11	4	.733	49	13	.777
New Orleans	10	5	.667	33	34	.493
Louisiana Tech	8	7	.533	38	17	.691
Lamar	8	7	.533	26	31	.456
Texas-Pan American	6	9	.400	26	27	.491
<b>Arkansas State</b>	<b>2</b>	<b>13</b>	<b>.133</b>	<b>11</b>	<b>34</b>	<b>.244</b>

## 1988

	W	L	Pct.	W	L	Pct.
New Orleans	14	1	.933	42	23	.646
Louisiana Tech	10	4	.714	42	19	.689
Texas-Pan American	8	7	.533	33	25	.569
Southwestern Louisiana	6	8	.429	41	23	.640
Lamar	4	11	.267	20	31	.394
<b>Arkansas State</b>	<b>2</b>	<b>13</b>	<b>.133</b>	<b>15</b>	<b>26</b>	<b>.366</b>

## Southland (1964-1987)

### 1987

	W	L	Pct.	W	L	Pct.
<i>East Zone</i>						
*Louisiana Tech	12	4	.750	43	14	.754
Northeast Louisiana	5	8	.385	22	28	.441
<b>Arkansas State</b>	<b>4</b>	<b>9</b>	<b>.307</b>	<b>12</b>	<b>23</b>	<b>.343</b>

### *West Zone*

Lamar	15	1	.938	40	19	.678
McNeese State	7	9	.438	19	28	.404
North Texas State	2	14	.125	12	48	.200

\*won conference championship series, 3 games to 1.

### 1986

	W	L	Pct.	W	L	Pct.
Louisiana Tech	13	5	.722	36	25	.590
Texas-Arlington	12	5	.714	30	26	.536
Lamar	9	6	.600	33	23	.589
McNeese State	9	9	.500	28	24	.538
<b>Arkansas State</b>	<b>8</b>	<b>9</b>	<b>.471</b>	<b>20</b>	<b>21</b>	<b>.488</b>
Northeast Louisiana	6	12	.333	25	22	.532
North Texas State	2	13	.133	8	47	.145

### 1985

	W	L	Pct.	W	L	Pct.
Lamar	15	2	.883	35	24	.593
Louisiana Tech	11	3	.786	35	12	.745
McNeese State	7	6	.538	21	24	.467
Texas-Arlington	8	9	.471	35	26	.574
Northeast Louisiana	5	8	.393	26	22	.541
<b>Arkansas State</b>	<b>4</b>	<b>10</b>	<b>.286</b>	<b>11</b>	<b>22</b>	<b>.333</b>
North Texas State	3	15	.167	14	53	.209

### 1984

	W	L	Pct.	W	L	Pct.
Lamar	16	2	.889	44	22	.667
Texas-Arlington	10	2	.833	30	20	.600
Northeast Louisiana	10	5	.667	34	16	.680
Louisiana Tech	8	9	.471	36	23	.610
McNeese State	8	10	.441	16	30	.348
<b>Arkansas State</b>	<b>2</b>	<b>13</b>	<b>.133</b>	<b>6</b>	<b>25</b>	<b>.194</b>
North Texas State	2	15	.118	6	48	.111

## 1983

	W	L	Pct.	W	L	Pct.
<i>East Zone</i>						
*Northeast Louisiana	11	3	.786	32	21	.604
Louisiana Tech	5	8	.385	20	30	.400
<b>Arkansas State</b>	<b>3</b>	<b>8</b>	<b>.273</b>	<b>16</b>	<b>18</b>	<b>.471</b>

### *West Zone*

#Lamar	8	8	.500	38	32	.543
Texas-Arlington	8	8	.500	20	23	.567
McNeese State	8	8	.500	22	36	.379

\*won conference championship series, 3 games to 2

#won west zone playoff

## 1982

	W	L	Pct.	W	L	Pct.
<i>North Zone</i>						
*Louisiana Tech	7	5	.583	40	26	.606
<b>Arkansas State</b>	<b>7</b>	<b>5</b>	<b>.583</b>	<b>25</b>	<b>18</b>	<b>.580</b>
Texas-Arlington	4	8	.333	37	20	.649

### *South Zone*

#Southwestern Louisiana	13	3	.813	39	19	.672
*McNeese State	11	5	.688	28	16	.519
!Lamar	0	16	.000	12	52	.188

! won conference championship series, 3 games to 0, but later forfeited title and 12 conference and 24 regular season games.

\* includes three forfeit wins in the regular season.

# includes six forfeit wins in the conference season.

\$ includes six forfeit wins in conference season and three forfeit losses in regular season.

## 1981

	W	L	Pct.	W	L	Pct.
<i>North Zone</i>						
Louisiana Tech	9	4	.692	38	23	.623
Texas-Arlington	8	8	.500	34	19	.642
<b>Arkansas State</b>	<b>4</b>	<b>9</b>	<b>.308</b>	<b>17</b>	<b>20</b>	<b>.459</b>

### *South Zone*

*Lamar	12	4	.750	54	26	.675
Southwestern Louisiana	11	5	.688	40	23	.635
McNeese State	1	15	.063	26	32	.449

\*won conference championship series, 3 games to 0.

## 1980

	W	L	Pct.	W	L	Pct.
<i>North Zone</i>						
*Louisiana Tech	10	3	.769	43	24	.640
Texas-Arlington	10	5	.667	35	25	.583



# A-STATE BASEBALL

## 1967

Conference Tournament (at Beaumont)

First Round: Lamar 4, Abilene Christian 0; **Arkansas State 8**, Trinity 2.

Loser's Bracket: Trinity 13, Abilene Christian 1.

Winner's Bracket: **Arkansas State 4**, Lamar 2.

Semifinals: Trinity 4, Lamar 3.

Finals: **Arkansas State 4**, Trinity 2.

## 1966

Conference Tournament (at Arlington)

First Round: Trinity 3, **Arkansas State 2**.

Loser's Bracket: **Arkansas State 7**, Abilene Christian 3.

Semifinals: Trinity 7, Abilene Christian 3.

Finals: Trinity 1, **Arkansas State 0**.

## 1965

Conference Tournament (at Jonesboro)

First Round: **Arkansas State 8**, Abilene Christian 0.

Winner's Bracket: Trinity 9, **Arkansas State 4**.

Semifinals: Abilene Christian 5, Trinity 4; **Arkansas State 12**, Abilene Christian 4

Finals: Trinity 4, **Arkansas State 3**.

## 1964

Conference Tournament (at Abilene)

First Round: **Arkansas State 3**, Abilene Christian 1.

Winner's Bracket: **Arkansas State 5**, Trinity 3.

Semifinals: Trinity 7, Abilene Christian 0.

Finals: Trinity 9, **Arkansas State 4**; Trinity 8, **Arkansas State 6**.

# A-STATE BASEBALL



**Coach J.A.  
"Ike" Tomlinson**

Named for ASU pioneer J.A. 'Ike' Tomlinson, and Major League Baseball Hall of Famer George Kell, Tomlinson Stadium & Kell Field was opened in 1993. The complex includes Tomlinson Stadium & Kell Field as well as the baseball offices and indoor workout facilities for Arkansas State baseball.

"Coach Ike" as Tomlinson was known to his former players and ASU fans, was primarily responsible for the re-birth of ASU Athletics following the end of World War II. He coached numerous programs, including baseball, and served as the school's athletic director. He was a part of ASU Athletics for almost six decades, and the school honored him in 1994 by placing his name on the new baseball facility.

Kell, a native of Swifton (Ark.), was elected to the MLB Hall of Fame in 1983, and has been an active supporter of Arkansas State baseball for many years. Kell edged out Ted Williams for the 1949 MLB batting title, going 2-for-3 on the final day of the season, while Williams was hitless in two at-bats. Kell's final mark on the season was .3429, while

Williams posted a .3427 average. He was a 10-time American League All-Star who hit over .300 in eight consecutive seasons. Kell twice led the American League in hits and in doubles, and in the late 1940's and early 1950's, he was regarded as the best third baseman in the American League.

ASU has continued making improvements to the facility, including work in the dugout and indoor facility as well as increasing the school's colors of Scarlet and Black around the complex. Also, a batter's eye was added as well as retractable indoor and all-weather batting cages. Prior to the 2007 season, the Barton's Baseball Deck picnic area was added, and new for the 2008 season are over 200 field-level seats. Along with the new seating, which includes 26 handicap-accessible seating areas, are new party boxes which are available for groups and corporate events, new backstop netting, and new, precision-leveled infield turf.

The Legacy Walk was also created prior to the 2008 season to recognize friends of ASU Baseball for their contributions to the program.

Lights were installed at the stadium, and Arkansas State hosted its first night baseball games in the 1996 season, thanks in part to the donations and support of many Indian baseball fans.

Tomlinson Stadium-Kell Field has a natural grass surface, and the outfield dimensions are 335 feet down the left and right field lines, 370 to the power alleys and 400 to straight-away centerfield. The outfield wall is eight feet high.



**George Kell**

# A-STATE BASEBALL



## YEAR-BY-YEAR RECORD AT TOMLINSON STADIUM

1993	24	9	.727
1994	21	8	.724
1995	28	4	.875
1996	16	13	.552
1997	23	4	.852
1998	16	10	.615
1999	12	16	.429
2000	11	15	.423
2001	13	16	.448
2002	14	15	.483
2003	17	13	.567
2004	17	11	.607
2005	19	9	.678
2006	16	10	.615
2007	13	14	.481
2008	8	16	.333
2009	15	12	.555
2010	17	12	.586
2011	19	13	.593
2012	34	23	.596
2013	16	14	.533

**TOTAL 369 257 .589**



## Field Dimensions

Left field	335 ft
Center field	400 ft
Right field	335 ft
Power alleys	370 ft
Fence height	8 ft
Playing surface	Grass



Coach Ike turning on the lights at the first night game at Tomlinson Stadium & Kell Field

KELL FIELD



# A-STATE BASEBALL



ARKANSAS STATE



Arkansas State University was established April 1, 1909, as a "public school of agriculture" by Act 100 of the Arkansas General Assembly. It was located at Jonesboro because citizens of the city bid \$40,000 to the state and pledged 200 acres of land as a site.

After a century of growth, ASU-Jonesboro now has an annual budget of some \$122.6 million, owns more than 3,000 acres of land in five different counties, has a physical plant valued at almost \$200 million, and has an alumni roll exceeding 53,000.

ASU's rapid development over the years has been typical of other major universities in an emerging modern South. From an agricultural high school in 1909, to a junior college in 1918, to a four-year degree-granting institution in 1930, to a university in 1967, ASU has become regionally respected and nationally recognized for its qualities of teaching, research and service.

The ASU system includes campuses at Beebe (White County), Mountain Home (Baxter County), and Newport (Jackson County) where associate degree programs are offered, and at Marked Tree, Searcy and Heber Springs. An instructional site is located at Paragould.

The Jonesboro campus, which occupies 942 acres amid the gentle slopes of Crowley's Ridge in east Jonesboro, is located between the vast and fertile Mississippi River Valley and the cultural and scenic richness of the Ozark Mountains.

More than 10,000 students annually work toward degrees in 141 areas of specialization at the graduate and undergraduate levels. Fifteen undergraduate degrees are offered through the Colleges of Agriculture, Business, Communications, Education, Engineering, Fine Arts, Humanities and Social Sciences, Nursing and Health Professions, Sciences and Mathematics, and the University College. The Honors College was instituted July 1, 2004, evolving from the Honors Program.

Those who have not visited the campus of Arkansas State University in the last five or 10 years would be shocked at the school's appearance today. So much on campus is tied to athletics. ASU Stadium is the gathering site for Saturdays and excitement surrounding each game can be felt for miles. The sights, the smells, the sounds of football.

There is so much construction and new projects on campus. The school looks . . . and is . . . a modern educational institution that has kept up with technology and student needs as much, if not more, than most schools in the nation. A student center addition anchors the campus, and a new student recreation and wellness center was completed last fall.

New campus housing has recently been completed, including a "Collegiate Park" apartment complex, coastal-type soft-colored housing throughout campus, and a new dorm. There is a new Alumni Center and construction of a new overpass connecting the campus to local businesses is about to become a reality. It's a new-look campus that is growing and improving each day.

Arkansas State University is an extremely valuable part of Northeast Arkansas and surrounding areas.

# A-STATE BASEBALL

## UNIVERSITY VICE CHANCELLORS



**Dr. Lynita Cooksey**  
Vice Chancellor  
Academic Affairs and  
Research



**Dr. Rick Stripling**  
Vice Chancellor  
Student Affairs



**Mr. Len Frey**  
Vice Chancellor  
Finance &  
Administration



**Dr. Jason Penry**  
Vice Chancellor  
University Advancement

## BOARD OF TRUSTEES



**Mike Gibson**  
Osceola  
Chair



**Dan Pierce**  
Jonesboro  
Vice Chair



**Charles Luter**  
Paragould  
Secretary



**Howard L. Slinkard**  
Rogers



**Ron Rhodes**  
Cherokee Village



**Dr. Charles Welch**  
University System  
President



## INTERCOLLEGIATE ATHLETICS COMMITTEE



**Nonie Wiggins**

The Intercollegiate Athletics Committee was formed in the spring of 1997.

The Intercollegiate Athletics Committee reviews and makes recommendations on issues involving the welfare of student-athletes, the role of athletics in campus life, and the athletics program's

compliance with the university, conference, and NCAA regulations; serves as a search advisory committee for key athletics program personnel; reviews the role of existing and potential sports programs; and reviews the athletics budget. The committee reports to the Chancellor.

Membership consists of four students appointed annually by the Student Government Association (one should be a student-athlete); four faculty appointed by the Faculty Senate (staggered two-year terms); one Faculty Athletic Representative appointed by the Chancellor (two-year term); one executive staff member appointed by the Chancellor (two-year term); the Dean of University College; two staff members appointed by the Staff Senate (staggered two-year terms); Student Government Association and Student Activities Board presidents; and representatives from the following external organizations: Alumni Association, Red Wolf Club, Letterman's Club, and the Jonesboro Regional Chamber of Commerce ASU Committee. The Director of Intercollegiate Athletics and the Senior Woman Athletic Administrator serve as ex-officio, nonvoting members. The chancellor appoints a chair at the beginning of each academic year.

# A-STATE BASEBALL



DR. TIM HUDSON

Dr. Tim Hudson took office as the second chancellor of Arkansas State University in Jonesboro on May 1, 2012. He was appointed by Dr. Charles L. Welch, president of the Arkansas State University System, following a national search process.

Most recently Dr. Hudson was vice chancellor of the Texas Tech University System, after serving as special assistant to the chancellor for International Programs and Initiatives at the University of Houston System. From 2004 until 2010 he was president of the University of Houston–Victoria, following a two-decade career as a professor of economic development, program director, founding dean of the College of International and Continuing Education, and provost at the University of Southern Mississippi. Earlier in his career he was an analyst for the Bureau of Intelligence and Research in the U.S. Department of State.

At Arkansas State University he leads the

campus executive team as the institution strives for progressive excellence in academics, research, fiscal management and student life.

Hudson earned a Bachelor of Arts degree in history and Latin American studies and a Master of Arts in geography from the University of Southern Mississippi. His PhD in geography is from Clark University in Worcester, Mass. He has written numerous scholarly works for national and international publications; a recent co-authored book focuses on multinational corporation subsidiaries in China (Chandos, Cambridge).

During his tenure as president of the University of Houston–Victoria, the campus experienced tremendous growth and development including: doubling enrollment and the number of fulltime faculty; exceeding external fundraising goals for five consecutive years; founding a new school of nursing and health professions, which earned full national accreditation on its initial petition; achieving AACSB International accreditation; and ranking first in Texas on the student satisfaction portion of the 2010 National Survey of Student Engagement.

Hudson is the recipient of two Fulbright Fellowships (Germany and Mexico), and an ITT International Fellowship to study in Colombia, South America. He also has developed and led more than 30 programs for U.S. students to study abroad and was awarded an honorary doctorate by London Guildhall University for his contributions to global literacy.

Hudson is married to Dr. Deidra “Dee Dee” Ransburgh Hudson, who holds a Master of Science in speech pathology from the University of Tennessee and a PhD degree in educational leadership from the University of Southern Mississippi. The Hudsons and their children, Gianna Grace, 14, and twins Daisy and Nathaniel, 10, will live in the ASU chancellor’s residence on Nettleton Avenue in Jonesboro.

# A-STATE BASEBALL



Terry Mohajir is in his first year as the Arkansas State Director of Athletics. He became the 11th Director of Athletics in A-State history on September 19, 2012.

An Arkansas State University alumnus, Mohajir's (pronounced MO-HA-JUR) career path went through three other NCAA Division I institutions, including the University of Missouri-Kansas City, Florida Atlantic and Kansas, before leading him back to his alma mater.

"I'm thrilled and honored to serve as the Director of Athletics at Arkansas State University," said Mohajir. "I'm very eager to join the university leadership and help take advantage of the amazing momentum that has been created. As an alumnus, and former student-athlete, I'm excited to have the opportunity to guide this athletics department toward making a national impact as part of this emerging university."

Mohajir's wealth of experience, history of success working with a university in ASU's current conference and his noted accomplishments at a BCS automatic qualifying school made him a clear choice to take over the reins at Arkansas State.

"Over the past month I had the pleasure of meeting and talking to a number of highly qualified individuals from California to the Carolinas who were either interested in becoming the Athletic Director at A-State or were recommending someone for the job -- a clear indication that we are on the radar screen nationally," ASU Chancellor Dr. Tim Hudson said. "During that time as we filtered through the input, it became clear that in Terry we had a unique opportunity to bring back a committed alum with the vision, energy, experience and persona to lead Red Wolves athletics during this exciting era."

Mohajir has gained national respect in collegiate athletics while working with some of the finest administrators and coaches in the country, such as former FAU, Louisville, Miami and Oklahoma head football coach Howard Schnellenberger.

"Arkansas State University is very lucky to get a talented and creative administrator in Terry Mohajir," said Schnellenberger. "I thoroughly enjoyed working with him. I know he will help take Arkansas State to the next level. I wish him and the program all my best."

The Overland Park, Kansas native has been involved with major fundraising campaigns at multiple universities, while also overseeing corporate sales, marketing promotions and ticket sales. He most recently served the last 13 months as Kansas' Senior Associate Director of Athletics and Chief Marketing Officer. Prior to his time with the Jay-

hawks, he spent a seven-year stint as Florida Atlantic's Senior Associate Director of Athletics for External Relations from 2004-11 after working at UMKC from 1997-2004 as its Assistant Director of Athletics for External Relations.

"I am extremely excited about Terry Mohajir leading our athletics department into the future," said ASU System President Dr. Chuck Welch. "While we had a significant number of highly qualified and experienced candidates who expressed interest in the position, Terry stood out because of his energy, enthusiasm, presence, and passion for growing our programs. The fact that he has experience in the Big 12 Conference, as well as the Sun Belt Conference, provides Terry with a very diverse background perfectly suited for our situation. When asked why he was interested he simply said, 'This is my alma mater, and this is the perfect time to do special things at ASU.' Terry is the perfect fit at the right time. I have never been more excited about our future."

Mohajir worked at Kansas in a variety of capacities during two different stints, but his latest stop in Lawrence saw him assume responsibility for the Williams Education Fund that totaled over \$22 million in revenue for the fiscal year 2012. He supervised the athletics department's areas that generated over \$40 million in revenue. In addition, Mohajir oversaw Kansas' multimedia rights partnership for IMG. His most recent role was heavily focused on the market strategies for the proposed football stadium renovations.

"Terry's experience at KU, where the basketball program is legendary, and his obvious background in football and fundraising make him a terrific choice," said ASU Head Men's Basketball Coach John Brady. "Plus, he played here. He clearly knows A-State."

Mohajir went to Kansas from his position at Florida Atlantic, where he oversaw development, marketing, ticket sales, corporate sales and the media relations department. Foremost among his responsibilities was a fundraising campaign for a \$70 million on-campus football stadium. His astute project management helped the Owls' football program reach the 2007 New Orleans Bowl in just its fourth year as an FBS program, an NCAA record for the fastest start-up program to go to a bowl game. During his tenure, FAU's athletics department enhanced its major gift program 800 percent, Owl Club giving increased 400 percent and special-events revenue increased 150 percent.

Mohajir's original connection to KU dated back to the early 1990's, when he was a graduate assistant and later an assistant offensive line and game-day special team's football coach for the Jayhawks (1993-96). He left Kansas in 1997 but didn't go far, staying in the Kansas City area to take over his administrative position with the newly-created Division I UMKC Athletics program. There he supervised marketing and promotions, sports information, fundraising, radio and TV contracts, corporate sales, tickets, event operations, sports medicine, strength and conditioning and men's soccer.

Under his leadership, the Kangaroos saw dramatic increases in endowment, sponsorships, ticket revenue and its donor base. One of his more visible accomplishments at UMKC was the fundraising and construction efforts for a new training room and strength and conditioning center.

During his time as an assistant coach at Kansas, Mohajir was on the staff that beat UCLA in the 1995 Aloha Bowl and had a final ranking of No. 9 in the AP poll. He was also a football ticket sales and promotions account executive for Kansas Athletics and earned a master's degree in sports management at KU in 1997.

Mohajir graduated from Arkansas State University with a major in sports management and a minor in marketing in 1993. He was as starter on ASU's football team.

Mohajir is married to the former Julie Hammond and they have two daughters, Maria (11) and Molly (9), and son, Marco (4).

TERRY MOHAJIR

# A-STATE BASEBALL

Arkansas State University's athletic programs compete in top-of-the line facilities.


ASU Stadium, which opened in 1974, has evolved into a beautiful stadium which seats 30,406 fans. That includes a cluster of exclusive suites in the south end zone atop the football office complex. A million dollar video/scoreboard is the focal point in the stadium.

Coaches and student-athletes moved into a new \$2.7 million track and field complex in spring 2004. It contains an eight-lane 400-meter track and can be set up for two NCAA venues.


Three local country clubs graciously allow ASU's men's and women's golf programs to utilize their facilities for practice and play.

J.A. "Ike" Tomlinson Stadium-Kell Field serves as home to Red Wolves baseball. Built in 1993, the stadium received complete lighting in 1996 and, most recently, 206 field level seats were added for the 2008 season.

ASU's newest women's program, bowling, competes in the Jonesboro Bowling Center, a 40-lane state-of-the-art facility.



Liberty Bank Stadium—Home of A-State Football



Track & Field Complex



Convocation Center



Allen Park



RidgePointe Country Club



Tomlinson Stadium and Kell Field



A-State Soccer Park



Sage Meadows Golf Club

A-STATE FACILITIES

# A-STATE BASEBALL



JONESBORO, ARKANSAS

Jonesboro, home of Arkansas State University, weighs in as the largest city in Northeast Arkansas. As a matter of fact, if you form a triangle by connecting Little Rock, St. Louis and Memphis, Jonesboro stands out as the largest metropolitan city in what amounts to a 17,000 square mile triangular area.

Jonesboro is a great city of 60,000, and is always ready to welcome incoming ASU students from the moment they arrive in town. The booming community has matured over the past half century into a regional center for cultural, educational, industrial, commercial, agricultural, communication, transportation, recreational and medical interests. It contains almost every convenience of a big city and every comfort of a small town.

The community is alive with cultural events such as the art exhibitions, theatrical and musical productions, not only on campus but in the city itself through the Jonesboro Fine Arts Council, NEA Foundation of Arts, the Forum and the Northeast Arkansas Symphony. One highlight is the annual Hispanic celebration when downtown Main Street is transformed into a festive explosion of Hispanic music, food and cultural activity.

Jonesboro is also the medical hub of northeast Arkansas and southeast Missouri, with two major hospitals and countless medical professionals. The city is also a shopping mecca, offering a modern business district as well as quaint

downtown antique shops and restaurants. The \$100 million Mall at Turtle Creek recently opened with more than 100 stores.

One of the five largest cities in Arkansas, Jonesboro is located between the vast and fertile Mississippi River and the cultural and scenic richness of the Ozark Mountains. It is nestled about 70 miles west of Memphis, Tennessee, on the gentle slopes of Crowley's Ridge.

Jonesboro is a comfortable one hour drive from Memphis, two hours from Little Rock and four hours from St. Louis. The city and University have meshed resources in recent years and have truly become the "capital" of the northeast quadrant of the state.

Northeast Arkansas is a recreation haven for the person who enjoys water sports, fishing, hunting, and boating as well as the joys of unspoiled nature. Jonesboro and the surrounding area have an abundance of lakes, rivers, ponds, streams and forests to serve as nature's playgrounds for the avid outdoors person.

And, Jonesboro, ranked by Forbes.com as the 27th "best small place to live" is a nice place to call home.

# A-STATE BASEBALL

## AREA CODE 870

ATHLETICS	972-3880
ATHLETIC TRAINING	972-3342
COMPLIANCE	972-2813
DEVELOPMENT AND RED WOLF CLUB	972-2401
FACILITIES AND EQUIPMENT	972-3880
MARKETING AND PROMOTIONS	972-3930
SPIRIT GROUPS	972-3880
SPORTS INFORMATION	972-2541
STRENGTH AND CONDITIONING	972-2082
STUDENT SERVICES AND ACADEMIC SUPPORT	972-2813
VIDEO	972-2082
BASEBALL	972-2700
MEN'S BASKETBALL	972-2077
WOMEN'S BASKETBALL	972-2303
WOMEN'S BOWLING	972-3876
FOOTBALL	972-2082
MEN'S GOLF	972-3411
WOMEN'S GOLF	972-2777
TRACK AND FIELD, CROSS COUNTRY	972-3350
WOMEN'S SOCCER	972-2340
WOMEN'S TENNIS	972-3876
VOLLEYBALL	972-3876

## ADMINISTRATION

Terry Mohajir	Director of Athletic	972-3882
Rich Zvosec	Associate AD for Administration	972-3882
Amy Holt	Associate Athletics Direcot & SWA	972-3882
Mickey Ryan	Associate AD for External Relations	972-3880
Karen Barker	Business Manager	972-3882
Tabitha Foreman	Administrative Assistant	972-2991
Caroline Williams	Administrative Assistant	972-2990
Nonie Wiggins	Faculty Athletics Representative	972-3385
Trevor White	Athletic Eligibility Specialist	972-3831

## ATHLETIC TRAINING

Ron Carroll	Head Certified Trainer	972-3923
Chad Sturkie	Assistant Athletic Trainer	972-2419
Julie Ellena	Assistant Athletic Trainer	680-4009
Alyssa Bauer	Athletic Training Intern	972-3343
Meghan Robinson	Athletic Training GA	680-3343
Lorri Smith	Athletic Training GA	972-3343
Hiroki Yoshimoto	Athletic Training GA	972-3343

## COMPLIANCE

Joel Weems	Assistant AD for Compliance	972-3162
Dan Anders	Compliance Coordinator	972-3098

## DEVELOPMENT AND RED WOLF CLUB

TBA	Associate AD & Director of the Red Wolf Club	972-2944
Justin Morrison	Development Coordinator	972-3004
Claire Derup	Donor Experience Coordinator	972-3126
Bill Templeton	Director of Major Gifts	972-2464
Gina Winchester	Administrative Assistant for Red Wolf Club and Women's Basketball	972-2993

## FACILITIES AND EQUIPMENT

Randy Knowles	Assistant AD for Facilities & Event Management	972-2578
Bobby Burton	Athletics Facilities Supervisor for Grounds & Landscape	972-3880
Bryan Harrod	Equipment Supervisor	680-8093

## MARKETING AND PROMOTIONS

Sarah Munoz	Assistant Athletic Director, Marketing & Fan Experience	972-2943
Austin Queck	Marketing Coordinator	972-2558

## SPIRIT GROUPS

Meredith Green	A-Team Sponsor	972-3880
Paige Pauley	Cheerleading Sponsor	972-3880

## MEDIA RELATIONS

Jerry Scott	Assistant AD for Media Relations	972-3405
Chris Graddy	Assistant SID	972-2707
Joseph Gorby	Assistant SID	972-3547
Dustin Sullivan	Director of Digital Media	972-3930
Dennen Cuthbertson	Sports Information GA	972-2541

## STRENGTH AND CONDITIONING

Matt Shadeed	Director of Strength & Conditioning	680-8253
Brandon Pringle	Assistant Director of	

Ross Miller	Strength & Conditioning Assistant Director of	972-3897
Derek Rosinksi	Strength & Conditioning Strength & Conditioning Inetn	972-3897 972-2082

## STUDENT SERVICES AND ACADEMIC SUPPORT

Stacey Willmott	Associate AD for Student Services	972-3356
Christopher Case	Academic Coordinator	972-4791
TBA	Academic Coordinator	972-3702
Jason Brooks	Academic Coordinator	972-2721
Felicia Rehr	Tutor Coordinator	972-3172
Pam Graham	Administrative Assistant for Student Services	972-2304

## VIDEO

Liz Lambert	Video Coordinator	972-2082
Brooks Cockrell	Video Intern	972-8004

## BASEBALL

Tommy Raffo	Head Coach	972-2700
Tighe Dickinson	Assistant Coach	680-4338
Anthony Everman	Assistant Coach	680-4339
Noah Sanders	Volunteer Coach	680-4336

## MEN'S BASKETBALL

John Brady	Head Coach	972-2077
Melvin Haralson	Assistant Coach	972-2491
Corey Barker	Assistant Coach	972-3512
Jeff Clapacs	Assistant Coach	972-2390
Brodrick Johnson	Director of Operations	972-2627
Leela Keller	Administrative Assistant	972-3505

## WOMEN'S BASKETBALL

Brian Boyer	Head Coach	972-2303
Aaron Kallhoff	Assistant Coach	972-3583
Sonja Tate	Assistant Coach	972-2473
Lindsay Ballweg	Assistant Coach	972-3668
Shaquita Renelique	Director of Operations	972-3537

## WOMEN'S BOWLING

Justin Kostick	Head Coach	680-8552
----------------	------------	----------

## FOOTBALL

Blake Anderson	Head Coach	972-2092
Walt Bell	Assistant Head Coach/OC/QB	972-2802
Glen Elarbee	Co-Offensive Coordinator/OL	972-2802
Joe Cauthen	Defensive Coordinator/LB	972-2802
Luke Paschall	Special Teams/WR	972-2802
Brian Early	Defensive Line	972-2802
Anthony Tucker	Running Backs	972-2802
Allen Johnson	Safeties	972-2802
Trooper Taylor	Cornerbacks	972-2802
Jason Andrews	Assistant AD of Football Operations	972-2802
Yvone Foster	Administrative Assistant	972-2082
Karen Rinehart	Administrative Assistant (Coach Harsin)	972-2092

## MEN'S GOLF

Steve Johnson	Head Coach	972-3411
---------------	------------	----------

## WOMEN'S GOLF

MJ Desbiens Shaw	Head Coach	972-2708
------------------	------------	----------

## TRACK AND FIELD AND CROSS COUNTRY

Jim Patchell	Head Coach	680-4001
Jarius Cooper	Assistant Coach	680-4005
Matt Kraft	Assistant Coach	680-4003
Matt Vining	Assistant Coach	972-4002

## WOMEN'S SOCCER

Tafadzwa Ziyenge	Head Coach	972-3195
Jessica Nei	Assistant Coach	972-8193
Beth Wright	Soccer GA	972-2876

## WOMEN'S TENNIS

Marina Engelbrecht	Head Coach	972-2895
--------------------	------------	----------

## VOLLEYBALL

David Rehr	Head Coach	972-2725
Susie Jangada	Assistant Coach	972-3524
Tessa McGill	Assistant Coach	972-3876

# 2014 SENIORS

