

Costa Allegra deck plans

Cabin grades

- I1** Inside. Van Gogh
- I2** Inside. Gauguin
- I3** Inside. Lautrec
- I4** Inside. Rosseau, Modigliani
- E1** Outside. Van Gogh
- E2** Outside. Gauguin
- E3** Outside. Lautrec
- E4** Outside. Modigliani

- IS** Single inside. Modigliani, Lautrec, Gauguin
- ES** Single outside. Modigliani

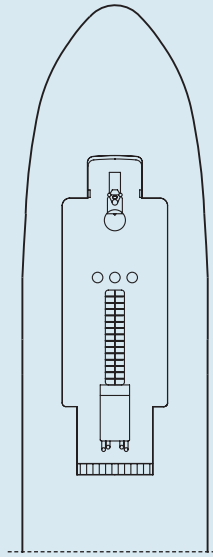
Suites

- MS** Mini Suite with balcony. Rousseau
- GS** Grand Suite. Rousseau


Key

- 1 additional upper foldaway berth
- # double bed
- + 2 lower beds convert to double
- * additional double sofa-bed
- additional single sofa-bed
- ▲ 1 lower bed
- 2 additional upper foldaway berths
- E lift
- H cabin for disabled guests
- 1 lower bed and 1 upper berth
- ◆ additional retractable bed

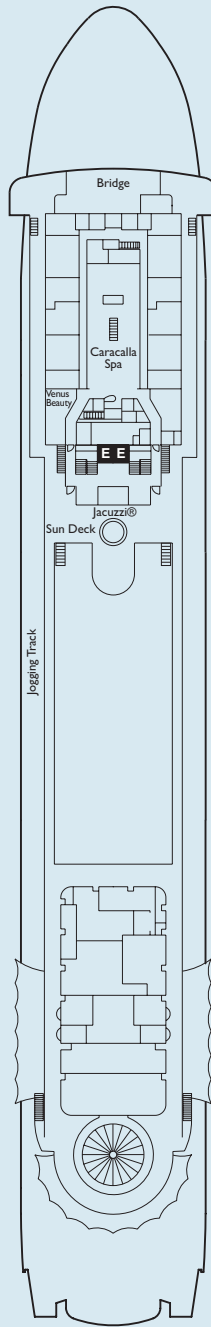
Please note: Double bed, 3rd and 4th berth available in all grades.



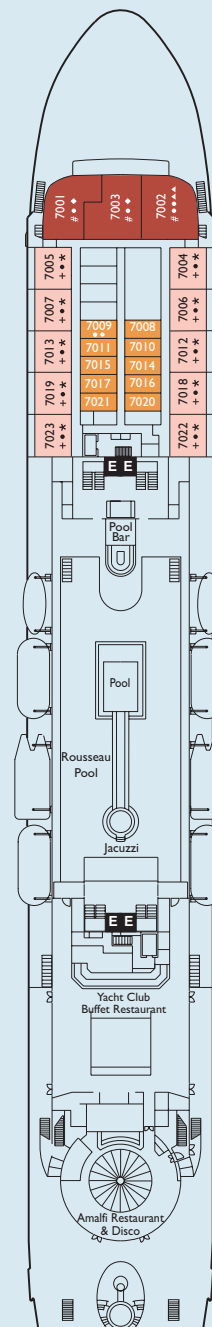
DECK 10 TUGA



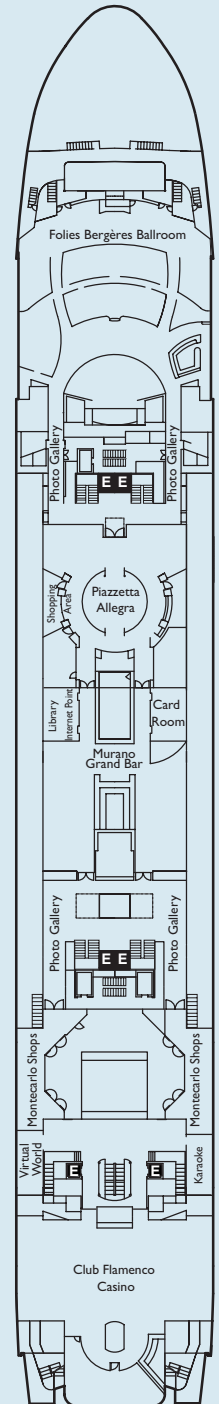
DECK 9 SOLARIUM



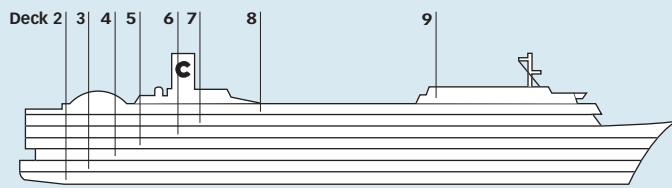
DECK 8 MANET



DECK 7 ROUSSEAU



DECK 6 DEGAS



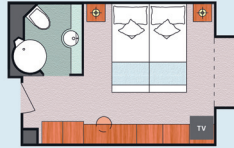
- Deck 2 Van Gogh
- Deck 3 Gauguin
- Deck 4 Lautrec
- Deck 5 Modigliani
- Deck 6 Degas
- Deck 7 Rousseau
- Deck 8 Manet
- Deck 9 Solarium
- Deck 10 Tuga

Grt: 28,500 t • Length: 187 m • Width: 26 m • Cruising speed: 20.5 knots • Max speed: 22 knots • Year in service: 1992 • Upgraded in 2006 • Passenger capacity: 1,000

MS - MINI SUITE WITH BALCONY - 31 m²



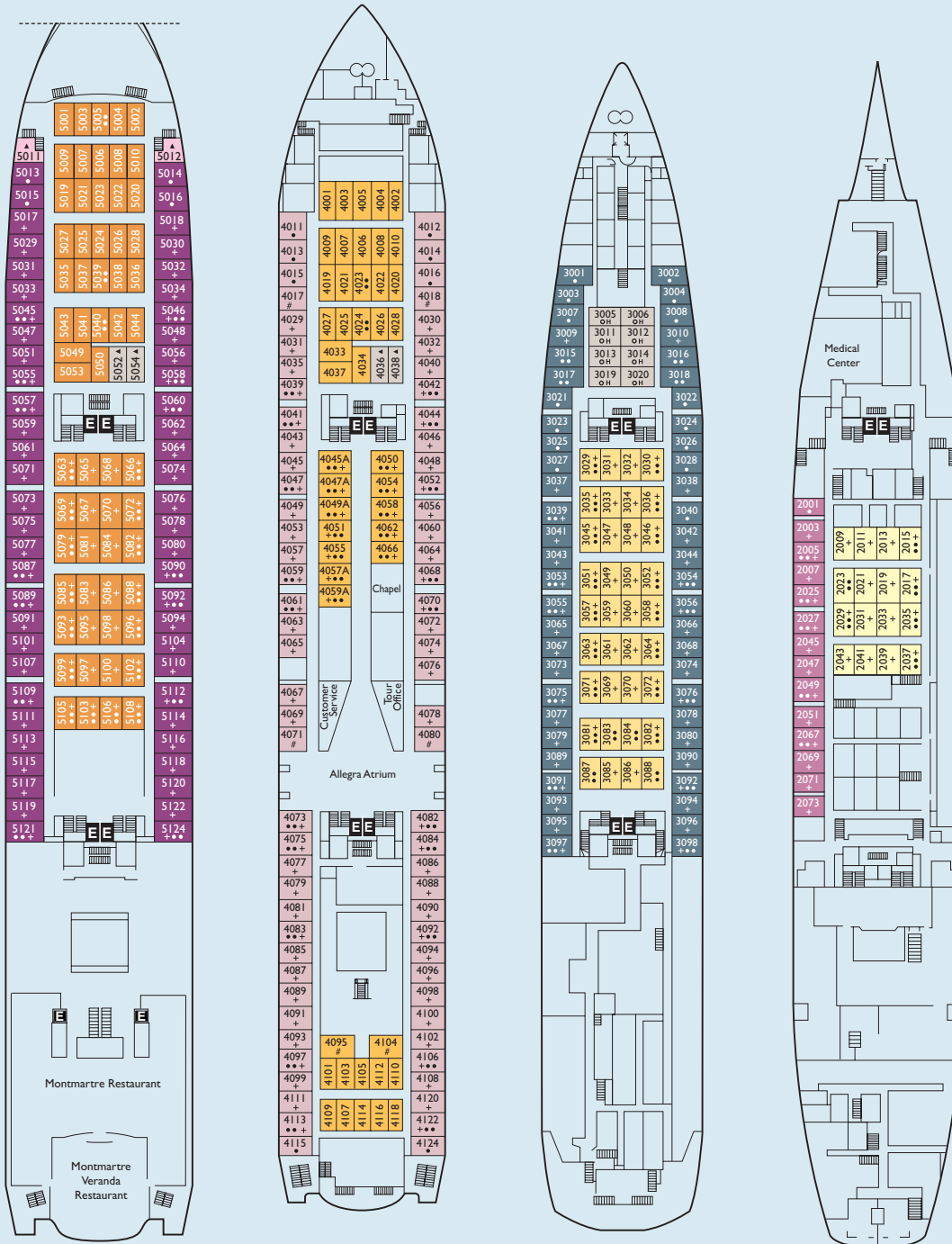
E4 - OUTSIDE - 14 m²



I2 - INSIDE - 15 m²



Please note: individual size, layout and furniture may vary from cabin to cabin



DECK 5 MODIGLIANI

DECK 4 LAUTREC

DECK 3 GAUGUIN

DECK 2 VAN GOGH