

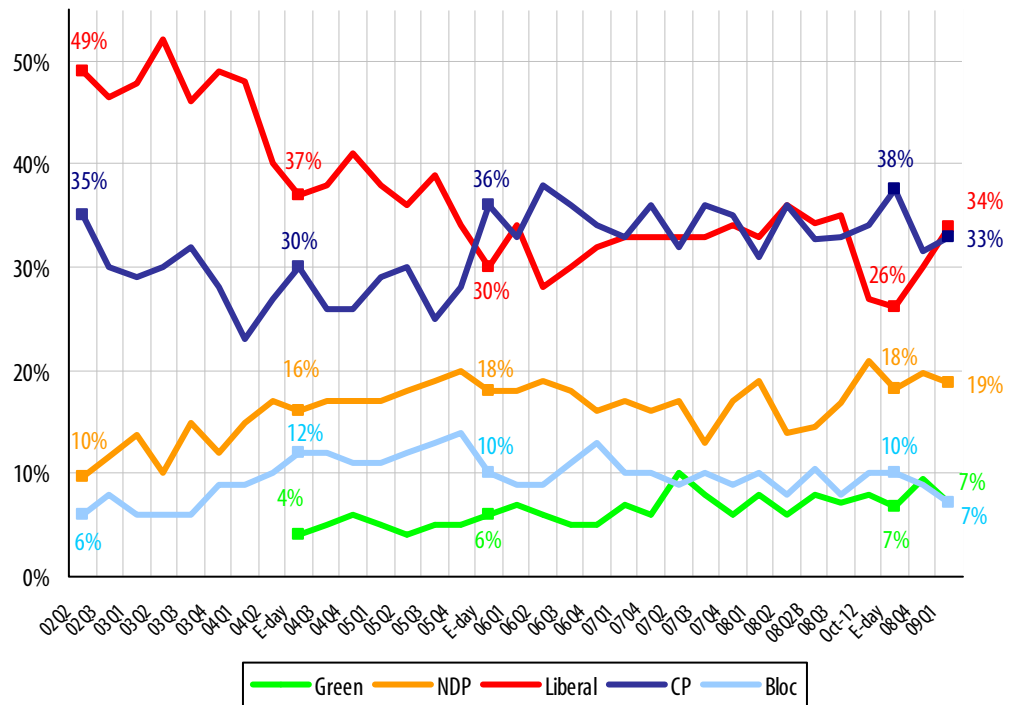
Liberals and Conservatives gripped in a tie

METHODOLOGY

To follow is a review of the latest Nanos national random telephone survey of 1,003, Canadians 18 years of age and older. It was completed between January 3rd and January 7th, 2009. The statistics of a random sample of 1,003 respondents is accurate to within 3.1%, for 902 committed voters, it is accurate to within 3.3%, plus or minus, 19 times out of 20. The margin of accuracy will be wider for sub samples. Percentages may exceed 100 due to rounding.

The research was registered with the Marketing Research and Intelligence Association of which Nanos is a Gold Seal Corporate member.

QUESTION: For those parties you would consider voting for federally, could you please rank your top two current local preferences? (Committed Voters Only - First Preference)



REGIONAL NUMBERS

Committed Voters (%) **	Canada		Atlantic Canada*		Quebec		Ontario		Western Canada	
	2008Q4	2009Q1	2008Q4	2009Q1	2008Q4	2009Q1	2008Q4	2009Q1	2008Q4	2009Q1
	(n=865)	(n=902)	(n=87)	(n=94)	(n=211)	(n=223)	(n=268)	(n=263)	(n=299)	(n=322)
	%	%	%	%	%	%	%	%	%	%
Liberal	30	34	33	44	26	39	36	39	27	24
Conservative	32	33	30	28	18	17	36	35	38	44
NDP	20	19	32	22	13	14	19	16	23	23
BQ	9	7	-	-	37	29	-	-	-	-
Green	10	7	6	6	6	1	9	11	13	9
Accuracy	±3.4	±3.3	±10.7	±10.3	±6.8	±6.6	±6.1	±6.1	±5.7	±5.5
Undecided	14	10	10	5	18	10	11	14	14	8

* Note : small sample – readers should exercise caution.

** Due to rounding percentages may not add up to 100

Media inquiries should be directed to: Nik Nanos at nnanos@nanosresearch.com or (613) 234-4666 x237. Visit the Nanos website to sign up for instant email updates.



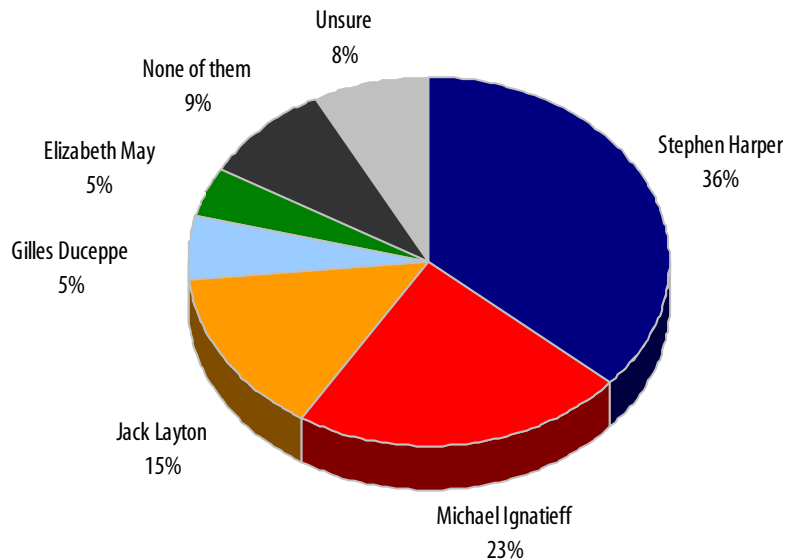
Harper ahead, Ignatieff doubles Dion's best PM score

METHODOLOGY

Between January 3rd and January 7th, 2009, Nanos Research conducted a random telephone survey of 1,003 Canadians 18 years and older. A random telephone survey of 1,003 Canadians is accurate plus or minus 3.1%, 19 times out of 20. Margins of accuracy are wider for subgroup samples. Readers should note that the data was weighted for gender and age to match the Canadian census results. Results should be considered representative of the Canadian population. Results may not add up to 100% due to rounding.

The research was registered with the Marketing Research and Intelligence Association of which Nanos is a Gold Seal Corporate Member.

QUESTION: Of the following individuals, who do you think would make the best Prime Minister? [Rotate]



Responses (%) **	Canada		Atlantic*		Quebec		Ontario		West	
	2008Q4	2009Q1	2008Q4	2009Q1	2008Q4	2009Q1	2008Q4	2009Q1	2008Q4	2009Q1
	(n=1000)	(n=1003)	(n=96)	(n=99)	(n=256)	(n=248)	(n=300)	(n=306)	(n=348)	(n=349)
	%	%	%	%	%	%	%	%	%	%
Stephen Harper	35	36	22	23	25	25	37	36	43	49
Michael Ignatieff (2009Q1) Stephane Dion (2008Q4)	11	23	18	25	9	30	12	23	9	16
Jack Layton	20	15	33	31	19	14	19	11	17	14
Gilles Duceppe	7	5	1	1	22	19	2	2	1	1
Elizabeth May	6	5	11	6	2	1	6	5	8	6
None of them	11	9	12	6	10	9	14	12	9	8
Unsure	11	8	4	8	12	3	10	12	13	7
Accuracy	±3.1	±3.1	±10.2	±10.0	±6.2	±6.3	±5.7	±5.7	±5.3	±5.3

*Note: Small sample—Readers should exercise caution
 ** Percentages may not add up to 100 due to rounding

Media inquiries should be directed to: Nik Nanos at nnanos@nanosresearch.com or (613) 234-4666 x237. Visit the Nanos website to sign up for instant email updates at www.nanosresearch.com.



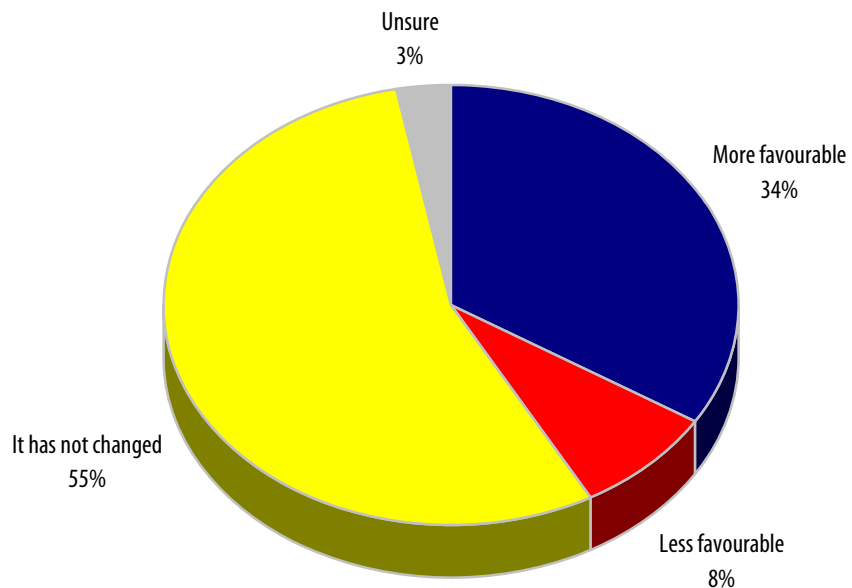
Ignatieff leadership drives favourable impression of Liberals

METHODOLOGY

Between January 3rd and January 7th, 2009, Nanos Research conducted a random telephone survey of 1,003 Canadians 18 years and older. A random telephone survey of 1,003 Canadians is accurate plus or minus 3.1%, 19 times out of 20. Margins of accuracy are wider for subgroup samples. Readers should note that the data was weighted for gender and age to match the Canadian census results. Results should be considered representative of the Canadian population. Results may not add up to 100% due to rounding.

The research was registered with the Marketing Research and Intelligence Association of which Nanos is a Gold Seal Corporate Member.

QUESTION: As you may know, Stephane Dion recently stepped down as leader of the Liberal Party of Canada and Michael Ignatieff was made interim leader. As a result of these changes, has your impression of the Liberal Party become more favourable, less favourable or has it not changed?



REGIONAL NUMBERS

Responses (%) **	Canada	Atlantic Canada*	Quebec	Ontario	Western Canada
	(n=1,003)	(n=99)	(n=248)	(n=306)	(n=349)
	%	%	%	%	%
More favourable	34	31	42	36	26
Less favourable	8	8	6	7	9
It has not changed	55	59	48	53	61
Unsure	3	3	3	4	3
Net Impact	+26	+23	+36	+29	+17
Accuracy	±3.1	±10.0	±6.3	±5.7	±5.3

*Note: Small sample – readers should exercise caution.

**Percentages may not add up to 100 due to rounding

Media inquiries should be directed to: Nik Nanos at nnanos@nanosresearch.com or (613) 234-4666 x237. Visit the Nanos website to sign up for instant email updates at www.nanosresearch.com.