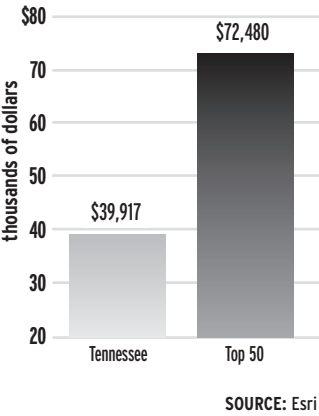


THE LIST:

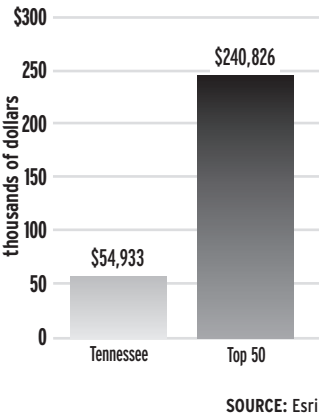
TENNESSEE WEALTHIEST ZIP CODES

ranked by 2010 Esri Wealth Rank

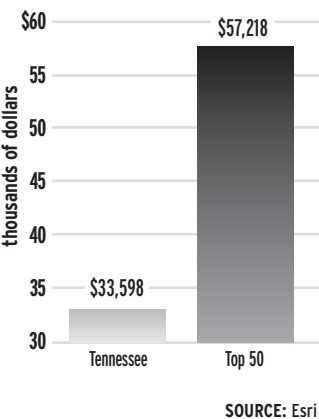
Median household income
Tennessee vs. top 50 ZIP codes, 2010



Median net worth
Tennessee vs. top 50 ZIP codes, 2010



Median disposable income
Tennessee vs. top 50 ZIP codes, 2010



LEE SWETS | MBJ

Notes: Information provided by Esri. Copyright 2011 Esri. All rights reserved. Esri ranks ZIP codes by various wealth indicators, including income and net worth.

Researched by Jason Bolton

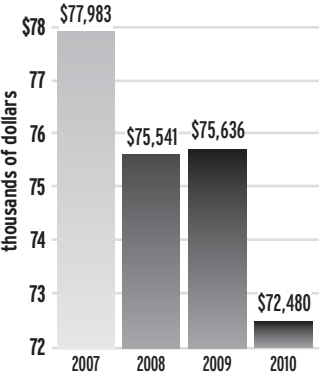
TOP OF THE LIST SPONSORS:

CLAY & LAND INSURANCE
(901) 767-3600

ERNST ROTH
PREMIUM COST SEGREGATION
901.550.3905

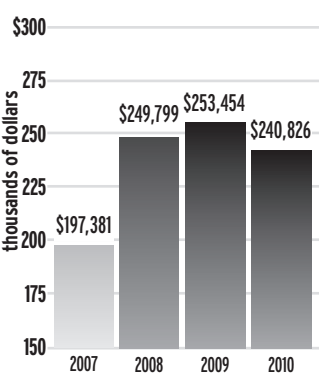
	ZIP Code City County	Total Population	Number of Households	Median Household Income in 2010	Average Household Income in 2010	Per Capita Income in 2010	Median Net Worth in 2010	Median Disposable Income in 2010	Median Home Value in 2010
1	38139 Germantown Shelby	15,919	5,205	\$134,496	\$177,357	\$57,992	\$725,527	\$102,798	\$306,656
2	37027 Brentwood Williamson	48,588	17,471	\$118,958	\$159,303	\$57,359	\$687,080	\$93,537	\$363,732
3	37069 Franklin Williamson	20,597	6,930	\$117,070	\$146,686	\$49,354	\$638,159	\$91,825	\$326,532
4	37350 Lookout Mountain Hamilton	1,928	759	\$128,295	\$147,657	\$58,128	\$644,476	\$90,394	\$465,190
5	37215 Nashville Davidson	23,570	10,505	\$88,110	\$133,134	\$60,178	\$492,414	\$71,011	\$371,286
6	37220 Nashville Davidson	5,973	2,450	\$85,261	\$124,800	\$51,190	\$434,808	\$68,682	\$249,943
7	38138 Germantown Shelby	24,125	9,198	\$91,966	\$122,552	\$46,743	\$529,594	\$74,934	\$219,449
8	37067 Franklin Williamson	22,184	8,664	\$105,674	\$128,567	\$50,225	\$363,774	\$82,132	\$331,815
9	37934 Knoxville Knox	24,879	9,173	\$90,893	\$114,090	\$42,184	\$447,804	\$74,041	\$245,578
10	38120 Memphis Shelby	14,419	6,459	\$79,406	\$121,995	\$54,754	\$379,470	\$64,368	\$231,370
11	37922 Knoxville Knox	32,647	11,976	\$89,607	\$116,157	\$42,630	\$443,624	\$72,448	\$220,722
12	37205 Nashville Davidson	26,155	12,341	\$79,263	\$115,278	\$54,591	\$294,033	\$63,955	\$328,372
13	38017 Collierville Shelby	42,498	14,454	\$90,672	\$112,481	\$38,290	\$369,969	\$73,656	\$219,618
14	37135 Nolensville Williamson	7,862	2,649	\$84,038	\$101,492	\$34,197	\$352,457	\$67,150	\$229,051
15	37014 Arrington Williamson	1,642	615	\$78,628	\$101,886	\$38,161	\$297,824	\$62,203	\$226,408
16	37064 Franklin Williamson	47,283	17,402	\$79,749	\$100,967	\$37,352	\$282,320	\$64,666	\$243,000
17	37377 Signal Mountain Hamilton	16,772	6,798	\$66,057	\$91,552	\$37,210	\$262,577	\$54,426	\$215,678
18	37221 Nashville Davidson	36,203	15,269	\$77,557	\$96,950	\$40,963	\$263,455	\$61,792	\$210,058
19	38018 Cordova Shelby	31,043	12,152	\$78,220	\$95,763	\$37,680	\$247,213	\$61,239	\$154,235
20	38125 Memphis Shelby	32,691	12,139	\$82,621	\$97,651	\$36,276	\$275,937	\$65,160	\$146,828
21	38016 Cordova Shelby	41,548	16,699	\$79,570	\$94,336	\$37,951	\$256,654	\$62,111	\$152,594
22	38028 Eads Fayette	6,224	2,305	\$68,799	\$86,260	\$31,961	\$255,641	\$55,514	\$119,386
23	38119 Memphis Shelby	21,796	9,816	\$66,032	\$86,714	\$39,367	\$187,910	\$54,194	\$155,545
24	38002 Arlington Shelby	29,076	10,510	\$71,895	\$83,543	\$30,369	\$232,513	\$56,356	\$144,226
25	38117 Memphis Shelby	24,994	11,619	\$57,450	\$80,336	\$37,426	\$195,445	\$49,526	\$112,745

Median household income
Top 50 ZIP codes in Tennessee



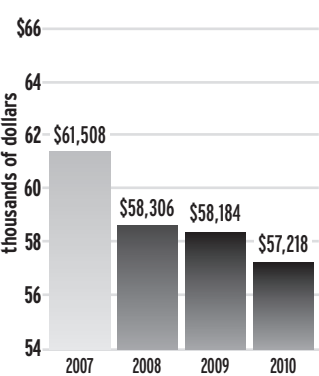
SOURCE: Esri

Median net worth
Top 50 ZIP codes in Tennessee



SOURCE: Esri

Median disposable income
Top 50 ZIP codes in Tennessee



SOURCE: Esri

LEE SWETS | MBJ

Notes: Information provided by Esri. Copyright 2011 Esri. All rights reserved. Esri ranks ZIP codes by various wealth indicators, including income and net worth.

Researched by Jason Bolton

TOP OF THE LIST SPONSORS:

CLAY & LAND
INSURANCE
(901) 767-3600

ERNST ROTH
PREMIUM COST SEGREGATION
901.550.3905

	ZIP Code City County	Total Population	Number of Households	Median Household Income in 2010	Average Household Income in 2010	Per Capita Income in 2010	Median Net Worth in 2010	Median Disposable Income in 2010	Median Home Value in 2010
26	38133 Memphis Shelby	20,181	7,143	\$76,929	\$86,078	\$30,480	\$199,564	\$58,346	\$120,222
27	38135 Memphis Shelby	28,566	10,156	\$76,786	\$84,247	\$30,013	\$240,826	\$58,268	\$134,459
28	37919 Knoxville Knox	29,623	14,388	\$49,279	\$77,240	\$37,758	\$84,763	\$40,909	\$193,750
29	37179 Thompsons Station Williamson	13,663	4,512	\$75,648	\$86,226	\$28,475	\$226,550	\$60,646	\$201,073
30	37932 Knoxville Knox	15,460	6,058	\$66,927	\$79,758	\$31,261	\$211,917	\$54,178	\$159,682
31	37363 Ooltewah Hamilton	31,569	11,102	\$67,185	\$80,246	\$28,850	\$206,181	\$53,566	\$157,886
32	37122 Mount Juliet Wilson	48,026	17,664	\$73,235	\$83,175	\$30,627	\$254,197	\$57,218	\$198,194
33	37075 Hendersonville Sumner	58,114	22,565	\$68,667	\$81,349	\$31,642	\$200,045	\$54,500	\$187,933
34	37046 College Grove Williamson	3,945	1,428	\$58,768	\$79,052	\$28,617	\$162,034	\$48,958	\$184,914
35	37082 Kingston Springs Cheatham	6,522	2,414	\$67,661	\$78,653	\$29,112	\$183,566	\$53,711	\$200,847
36	37138 Old Hickory Davidson	21,350	8,503	\$65,878	\$78,200	\$31,171	\$183,164	\$53,552	\$157,307
37	37343 Hixson Hamilton	39,005	15,138	\$65,244	\$77,910	\$30,279	\$190,949	\$52,741	\$141,358
38	37421 Chattanooga Hamilton	46,787	19,614	\$62,762	\$77,336	\$32,909	\$157,808	\$51,222	\$157,200
39	38305 Jackson Madison	47,269	18,557	\$60,108	\$76,160	\$30,296	\$151,993	\$49,675	\$120,019
40	37010 Adams Robertson	4,815	1,764	\$57,974	\$72,981	\$26,857	\$156,563	\$47,551	\$168,796
41	37341 Harrison Hamilton	13,472	4,991	\$62,184	\$73,348	\$27,202	\$184,722	\$50,918	\$139,460
42	37060 Eagleville Rutherford	2,691	1,027	\$55,972	\$70,693	\$27,091	\$143,035	\$46,195	\$159,335
43	37062 Fairview Williamson	11,573	4,299	\$54,414	\$72,123	\$26,798	\$137,224	\$44,570	\$133,152
44	37127 Murfreesboro Rutherford	15,322	5,499	\$70,613	\$78,795	\$28,421	\$182,650	\$55,056	\$183,148
45	37772 Lenoir City Loudon	11,124	4,584	\$59,354	\$71,639	\$29,541	\$163,051	\$49,410	\$142,324
46	37375 Sewanee Franklin	4,194	1,229	\$52,531	\$69,489	\$25,002	\$137,237	\$44,011	\$124,074
47	37153 Rockvale Rutherford	5,441	1,921	\$65,409	\$74,644	\$26,382	\$181,666	\$52,498	\$170,405
48	37174 Spring Hill Maury	25,786	9,153	\$72,480	\$80,561	\$28,633	\$201,602	\$57,497	\$188,286
49	37189 Whites Creek Davidson	3,613	1,400	\$58,541	\$71,360	\$27,764	\$180,594	\$50,837	\$136,545
50	37129 Murfreesboro Rutherford	52,025	19,509	\$67,468	\$75,792	\$28,653	\$164,433	\$53,781	\$178,917