

CLARKE CENTRAL

CLARKE CENTRAL HIGH SCHOOL

**PROUD
TO BE
CCSD!**
CLARKE COUNTY
SCHOOL DISTRICT
ATHENS, GEORGIA

CLARKE CENTRAL HIGH

350 South Milledge Avenue
Athens, GA 30605

(706) 357-5200

www.clarke.k12.ga.us/clarkecentral

PRINCIPAL

Dr. Robbie Hooker

hookerr@clarke.k12.ga.us

ASSOCIATE PRINCIPAL

Mary Thielman

thielmanm@clarke.k12.ga.us

ASSISTANT PRINCIPALS

Shelia Dunham

dunhams@clarke.k12.ga.us

Reginald Thomas

thomasr@clarke.k12.ga.us

SCHOOL HOURS

8:25 a.m. - 3:25 p.m.

SCHOOL SPIRIT

COLORS: Red & Gold

MASCOT: Gladiators

SCHOOL LISTSERV

www.clarke.k12.ga.us/connected

SCHOOL

Clarke Central High is a diverse community that values people and learning. We challenge and inspire each other toward intellectual and personal growth in a safe, nurturing environment.

FACULTY

Total number of teachers	98
Teachers with advanced degrees	73
Average years of experience	12

The faculty of Clarke Central High includes specialists in music, physical education, art, gifted education, ESOL, technology and special education.

STUDENTS

Total students	1,376
African-American	52%
Asian	2%
Hispanic	21%
Multi-racial	3%
White	22%

GRADUATES

Total number of graduates	263
Graduation rate	76.4%
Average SAT score	1434
Scholarships*	over \$1,500,000

*not including HOPE Scholarship

ADVANCED ACADEMICS

Students in gifted education	234
Percentage in gifted education	18%
Students taking AP exams	340
Total AP exams taken	493
AP exam scores of 3 or higher	50.1%

INNOVATIVE DIGITAL LEARNING

- » Closed circuit broadcast capability
- » Interactive projectors and whiteboards
- » iPads and iPods
- » Laptops provided for teachers
- » Mobile laptop computer labs
- » Ongoing professional learning in the use of technology in classrooms
- » Students have access to district-provided devices
- » Wireless Internet access school-wide

SCHOOL FACILITY

Clarke Central High's original building opened in 1956. Since then, the school has seen several renovations and additions. The school began a full renovation in 2014.

UNIQUE PROGRAMS

- » 9th Grade Academy Program
- » Free College Credit at Athens Community Career Academy
- » International Baccalaureate Middle Years Programme Authorized
- » More than 44 student clubs and organizations
- » Schoolwide Advisement Program
- » Sixteen Advanced Placement (AP) courses
- » University of Georgia College of Education Professional Development School
- » Zero and Eighth Period Credit Recovery

HONORS & ACHIEVEMENTS

- » 2013 Georgia High School Principal of the Year
- » 2013 MetLife Foundation/NASSP Breakthrough School
- » Accredited by AdvancED
- » Foundation for Excellence Award Winners
- » Gold Recognition from Governor's SHAPE Initiative
- » Named a 2010 Silver Medalist by *U.S. News and World Report* as one of the nation's premier public high schools and top 11 in Georgia
- » Named one of "America's Top Public High Schools" by *Newsweek* (2007 & 2010)
- » Ranked as one of the top 6% high schools in the nation by the *Washington Post* in its 2013 & 2014 High School Challenge.
- » The *Odyssey* newsmagazine and the *Iliad* literary-art magazine receive top awards from Georgia Scholastic Press Association - including being named the top student newsmagazine for eight consecutive years
- » Two-time Governor's Cup recipient for SAT score improvements
- » Youth Assembly Honorees

**2014 Annual Title 1 Meeting
August 18, 2014 @ 6:30PM**



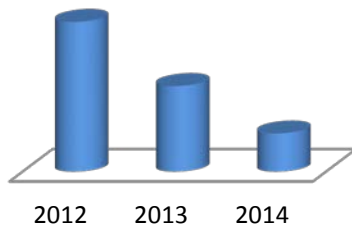
Clarke Central High School 2014 ANNUAL PERFORMANCE REPORT

Clarke Central has been identified as a Focus School and has not been identified as a Priority or Alert School and has not been identified as a Reward School under Georgia's NCLB Waiver. Georgia's NCLB Waiver will use a system called the College and Career Readiness Performance Index (CCRPI), which will include a number of accountability measures beyond language arts and mathematics. Each school's CCRPI report is released by the GaDOE in late fall each year. The most recent CCRPI report for your child's school can be found on the performance tab of the school website.

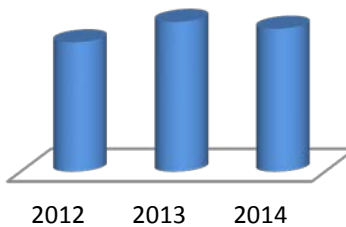
Academic Performance by School

The charts below show the performance of students at your child's school for the past two years. Each chart shows the percent of students who met or exceeded standards in that EOCT content area, along with the Georgia Writing Test and graduation rate.

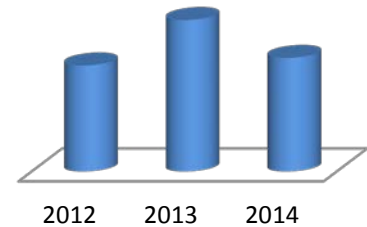
Mathematics



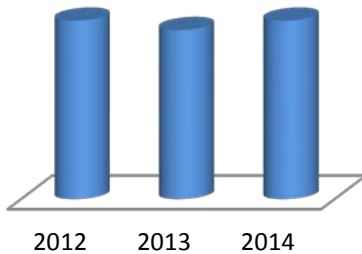
Language Arts



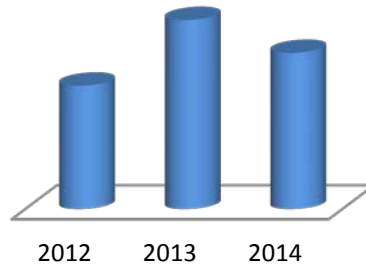
Science



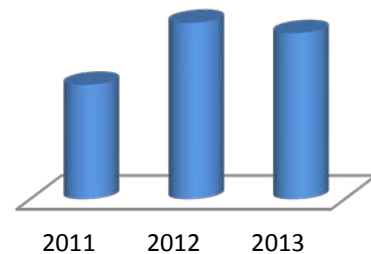
Social Studies



Writing Test



Graduation Rate



Academic Performance by Subgroup

Mathematics	Language Arts	Science	Social Studies
<ul style="list-style-type: none"> • All Students – 29% • Black Students – 21% • E D Students – 24% • Hispanic Students – 28% • English Language Learners – 9% • White Students – 58% • Students with Disabilities – 8% 	<ul style="list-style-type: none"> • All Students – 81% • Black Students – 75% • E D Students – 54% • Hispanic Students – 82% • English Language Learners – 50% • White Students – 98% • Students with Disabilities – 42% 	<ul style="list-style-type: none"> • All Students – 65% • Black Students – 53% • E D Students – 58% • Hispanic Students – 65% • English Language Learners – 45% • White Students – 92% • Students with Disabilities – 32% 	<ul style="list-style-type: none"> • All Students – 75% • Black Students – 66% • E D Students – 69% • Hispanic Students – 69% • English Language Learners – 44% • White Students – 96% • Students with Disabilities – 49%

End of Course Test (EOCT) content areas: Mathematics includes Math I, Math II, Coordinate Algebra, and Analytic Geometry tests for appropriate years; Language Arts includes Literature 9 & Literature 11 tests; Science includes Biology & Physical Science tests; and Social Studies includes US History & Economics tests.

Preparatoria Clarke Central

REPORTE DE RENDIMIENTO ANUAL 2013

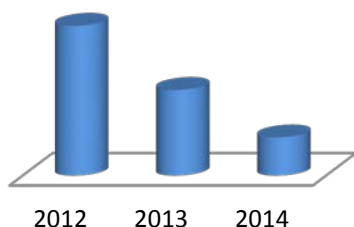
La Preparatoria Clarke Central ha sido identificada como una escuela 'Focus' y no ha sido identificada como una escuela 'Priority' o 'Alert' y no ha sido identificada como una escuela 'Reward' de NCLB de Georgia. Georgia utiliza el nuevo Sistema Único de Responsabilidad, el "College and Career

Readiness Performance Index - CCRPI'. Este sistema ofrece una visión más completa sobre qué tan bien las escuelas están preparando a los estudiantes para su próximo nivel de experiencias educativas. El Departamento de Educación de Georgia publica el informe CCRPI de las escuelas en otoño. El informe CCRPI de la escuela de su hijo/a está disponible en el sitio web de la escuela en la sección 'performance'.

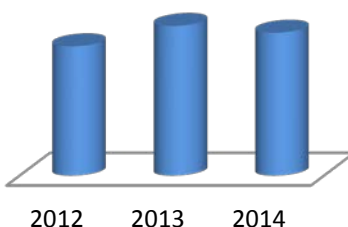
Rendimiento Académico por escuela

Las siguientes gráficas muestran el rendimiento de los estudiantes en la Escuela de su hijo/a. Cada gráfica muestra el porcentaje de estudiantes que alcanzó o excedió los estándares en esa área de contenido y Examen Escritura y tasa de graduación.

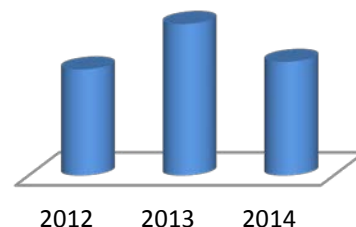
Matemáticas



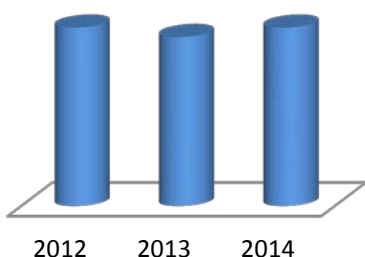
Lenguaje/Gramática



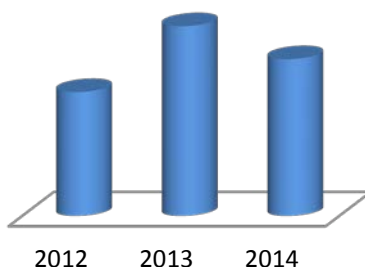
Ciencia



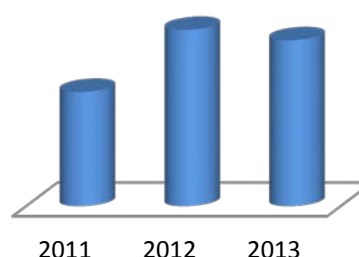
Estudios Sociales



Escritura



Tasa de Graduación



Rendimiento Académico por Subgrupo

<u>Matemáticas</u>	<u>Lectura</u>	<u>Lenguaje/Gramática</u>	<u>Ciencia</u>
<ul style="list-style-type: none"> • Todos los estudiantes – 29% • Estudiantes negros – 21% • Estudiantes con desventajas económicas – 24% • Estudiantes hispanos – 28% • Estudiantes ELL – 9% • Estudiantes blancos – 58% • Estudiantes discapacitados – 8% 	<ul style="list-style-type: none"> • Todos los estudiantes – 81% • Estudiantes negros – 75% • Estudiantes con desventajas económicas – 54% • Estudiantes hispanos – 82% • Estudiantes ELL – 50% • Estudiantes blancos – 98% • Estudiantes discapacitados – 42% 	<ul style="list-style-type: none"> • Todos los estudiantes – 65% • Estudiantes negros – 53% • Estudiantes con desventajas económicas – 58% • Estudiantes hispanos – 65% • Estudiantes ELL – 45% • Estudiantes blancos – 92% • Estudiantes discapacitados – 32% 	<ul style="list-style-type: none"> • Todos los estudiantes – 75% • Estudiantes negros – 66% • Estudiantes con desventajas económicas – 69% • Estudiantes hispanos – 69% • Estudiantes ELL – 44% • Estudiantes blancos – 96% • Estudiantes discapacitados – 49%

Área de contenido de Matemáticas incluye EOCT Matemáticas I, Matemáticas II, Coordinar Álgebra, y Geometría Analítica. Área de contenido de Lenguaje incluye Literatura 9 y Literatura 11 exámenes. Área de contenido de Ciencia incluye Biología y Ciencias Físicas exámenes. Área de contenido de Estudios Sociales incluye la Historia de USA y la Economía exámenes.