



FLORIDA WOMEN'S BASKETBALL

2013-14 MEDIA SUPPLEMENT

2013-14 FLORIDA WOMEN'S BASKETBALL MEDIA SUPPLEMENT

TABLE OF CONTENTS

2013-14 Season Information 1-4

Quick Facts	1
Schedule	2
Rosters (Alphabetical & Numerical)	3
ID Chart, Radio/TV	4
Ticket Information	2

Coaching & Support Staff 5-16

Amanda Butler, Head Coach	5
Angela Crosby, Assistant Coach	11
David Lowery, Assistant Coach	12
Murriel Page, Assistant Coach	13
Support Staff	14
UAA Administration	16

2013-14 Gators 17-38

Antoinette Bannister	18
Jaterra Bonds	20
Viktorija Dimaitė	25
Kayla Lewis	26
Christin Mercer	29
January Miller	31
Carlie Needles	34
Cassie Peoples	37
Lily Svete	38
Ronni Williams	42

Southeastern Conference 43-53

Southeastern Conference	44
SEC Network	45
SEC Women's Basketball Contacts	46
SEC Women's Basketball Schedule	46
SEC Tournament	47
SEC Women's Basketball	48
2012-13 Final SEC Review	50
2012-13 Final SEC Stats, All Games	51
2012-13 Final SEC Stats, SEC Games	53

2012-13 Season Review 55-66

Season Review	56
Season Honors	60
Senior Class Salute	61
Final Results & Statistics	64

History 67-84

History, Program	68
Letterwinners, All-Time	73
Letterwinners, by Geography	74
Uniform Number, All-Time Roster	75
Postseason History	76
Honor Roll	79
Poll History	80
WNBA	81
International Basketball	83
Olympians	84

Records 85-115

Team Miscellaneous Records & Streaks	86
Overtime Games	86
Double Figures, Individual	86
Annual Team Statistics	87
Team Game Records	88
Individual Game Records	89
Opponent Records	90
Home Records/Attendance	91
SEC Records	93
Game Records, by Class	94
Season Records, by Class	95
Individual Season Records	96
Annual Individual Leaders	97
Career Records	99
1,000-Point Scorers	100
Season-by-Season Results	104
Coaching Records	106
Series Records vs. All Opponents	113
Series Records vs. All Conferences	115

Media Information 116-122

UF Communications Office	117
Media Services	118
Directions/Athletic Facilities Map	119
O'Connell Center Seating Info	119
Stephen C. O'Connell Center	120
Florida Basketball Complex	121
Index	123

UNIVERSITY OF FLORIDA QUICK FACTS

GENERAL INFORMATION

Location:	Gainesville, Florida
Est. Population:	124,491
Founded:	1853
Enrollment:	49,913
Nickname:	Gators
Colors:	Orange & Blue (PMS 172 & 287)
Conference:	Southeastern (SEC)
Home Court:	Stephen C. O'Connell Center (11,373)
Press Row Phone:	352-367-1801
President:	Dr. J. Bernard Machen (Vanderbilt, 1968)
Athletics Director:	Jeremy Foley (Hobart, 1974)
Executive Associate AD - SWA:	Lynda Tealer (San Diego, 1992)
Office:	352-375-4683
Faculty Rep:	Dr. Michael Sagas (Utah, 1992)
Ticket Office:	352-375-4683, ext. 6800
Athletic Web Page:	www.Gatorzone.com
Sports Offered (21):	Baseball, Basketball (M&W), Football, Cross Country (M&W), Golf (M&W), Gymnastics (W), Lacrosse (W), Soccer (W), Softball, Swimming & Diving (M&W), Tennis (M&W), Indoor/Outdoor Track & Field (M&W), Volleyball (W)

2013-14 COACHING & SUPPORT STAFF

Head Coach:	Amanda Butler (Florida, '95, MS '97)
Overall Record / at UF:	160-104 (eight years) / 120-82 (six years)
Asst. Coaches:	Angela Crosby (Appalachian State, '95), David Lowery (Mississippi State, '00), Murriel Page (Florida, '98)
Director of Basketball Operations:	Serena Wilson (Florida, B.S. 2008, Master's 2010)
Program Coordinator:	Shellie Greenman (B.A. Emory and Henry College, 1988; Master's Virginia Tech, 1990)
Exec. Asst. to Amanda Butler:	Lani McQuade (Holy Names)
Athletic Trainer:	John Barrett (Mississippi State, '97, MS '99)
Strength Coach:	Tyler Stuart (Anderson Univ., '07)
Academic Advisor:	Judy Traveis (Florida, '93, MS '99)
Video Coordinator:	Travis Kwok (Florida '08, MS '10)

2013-14 TEAM INFORMATION

Letterwinners Return/Lost from 2012-13:	6 / 4
Starters Returning/Lost from 2012-13:	3 / 2
Eligible Newcomers / Total Newcomers:	4 / 4
Eligible Seniors/Juniors/Sophomores/Freshmen:	2 / 1 / 6 / 1

2012-13 SEASON REVIEW

Overall Record:	22-15
SEC Record (finish):	6-10 (tied-eighth)
Postseason:	4-1 (WNIT Semifinals)
SEC Tournament:	1-1 (Quarterfinals)

PROGRAM HISTORY

All-Time Record:	651-497 (39 years)
Home / Away / Neutral Site Records:	346-152 / 198-249 / 108-96
All-Time SEC Record:	165-214 (1982-83 considered first year)
NCAA Appearances:	13 (1993, '94, '95, '96, '97, '98, '99, 2001, '02, '04, '06, '09, '12)
Record (Best Finish):	11-13 (1997 Elite Eight)
Last Result:	Lost to #1 Baylor, 76-57, 2012 Second Round
WNIT Appearances:	7 (1985, 2000, '05, '08, '10, '11, '13)
Record (Best Finish):	14-7 (1985 & 2000 Final)
Last Result:	Lost at Drexel, 67-57, 2013 Semifinal

FLORIDA COMMUNICATIONS

W-Basketball Contact:	Kathy Cafazzo
Email:	KathyC@gators.ufl.edu
Office Phone:	352-375-4683, ext. 6133
Cell:	352-316-4575
FAX:	352-375-4809
Web Site:	www.GatorZone.com
Twitter:	@GatorZoneWBK, @CoachButlerUF, @GatorZoneNews
Facebook:	FloridaWomensBasketball
Instagram:	floridagatorswebb
USPS Mailing Address:	UAA Communications/PO Box 14485/Gainesville, FL 32604
Overnight Mailing Address:	UAA, Ben Hill Griffin Stadium/121 Gale Lemerand Dr./Gainesville, FL 32611



NIKE is the authentic apparel and footwear of the University of Florida Women's Basketball program.



LOGO CHANGE: In September 2011, the color version of the Gator head logo changed is now solid green instead of featuring light green under the mouth.

2013-14 FLORIDA GATOR SCHEDULE

(All Times Subject To Change; Check www.GatorZone.com For The Most Up-To-Date Information)

DATE	OPPONENT	LOCATION	ARENA	TIME (ET)
NOVEMBER				
Fri. 8	BETHUNE-COOKMAN (DH)	Gainesville, Fla.	Stephen C. O'Connell Center	5:15 p.m.
Sun. 10	NORTH FLORIDA	Gainesville, Fla.	Stephen C. O'Connell Center	2 p.m.
Thu. 14	at Virginia Tech	Blacksburg, Va.	Cassell Coliseum	7 p.m.
Sun. 17	at Kennesaw State	Kennesaw, Ga.	KSU Convocation Center	2 p.m.
Thu. 21	FLORIDA STATE (DH)	Gainesville, Fla.	Stephen C. O'Connell Center	5 p.m.
Tue. 26	ST. JOHN'S	Gainesville, Fla.	Stephen C. O'Connell Center	7 p.m.
	at Junkanoo Jam, Freeport Division: Illinois State, Oregon State, Penn State			
Fri. 29	vs. Illinois State (1)	Grand Bahamas Island	TBA	3:15 p.m.
Sat. 30	vs. Oregon State/Penn State (1)	Grand Bahamas Island	TBA	1 or 3:15 p.m.
DECEMBER				
Wed. 4	at Troy	Troy, Ala.	Trojan Arena	8 p.m.
Tue. 17	ST. FRANCIS (Pa.)	Gainesville, Fla.	Stephen C. O'Connell Center	6 p.m.
	Gator Holiday Classic: FIU, La Salle, Tennessee State			
Fri. 20	Florida International vs. La Salle (2)	Gainesville, Fla.	Stephen C. O'Connell Center	4:30 p.m.
	TENNESSEE STATE (2)	Gainesville, Fla.	Stephen C. O'Connell Center	7 p.m.
Sat. 21	Tennessee State vs. TBD (2)	Gainesville, Fla.	Stephen C. O'Connell Center	4:30 p.m.
	Florida vs. TBD (2)	Gainesville, Fla.	Stephen C. O'Connell Center	7 p.m.
Sat. 28	GEORGETOWN	Gainesville, Fla.	Stephen C. O'Connell Center	2 p.m.
JANUARY				
Thurs. 2	MISSISSIPPI STATE*	Gainesville, Fla.	Stephen C. O'Connell Center	7 p.m.
Sun. 5	at Kentucky*	Lexington, Ky.	Memorial Coliseum	TBA
Thurs. 9	ARKANSAS*	Gainesville, Fla.	Stephen C. O'Connell Center	TBA
Sun. 12	at LSU*	Baton Rouge, La.	Maravich Assembly Center	TBA
Sun. 19	GEORGIA*	Gainesville, Fla.	Stephen C. O'Connell Center	TBA
Thurs. 23	at Tennessee*	Knoxville, Tenn.	Thompson-Boling Arena	TBA
Sun. 26	AUBURN*	Gainesville, Fla.	Stephen C. O'Connell Center	TBA
Thurs. 30	ALABAMA*	Gainesville, Fla.	Stephen C. O'Connell Center	TBA
FEBRUARY				
Sun. 2	at Ole Miss*	Oxford, Miss.	Tad Smith Coliseum	TBA
Thurs. 6	at Arkansas*	Fayetteville, Ark.	Bud Walton Arena	TBA
Sun. 9	KENTUCKY*	Gainesville, Fla.	Stephen C. O'Connell Center	TBA
Sun. 16	at Georgia* (Play4Kay)	Athens, Ga.	Stegeman Coliseum	1 p.m.
Thurs. 20	MISSOURI*	Gainesville, Fla.	Stephen C. O'Connell Center	TBA
Sun. 23	at South Carolina*	Columbia, S.C.	Colonial Life Arena	TBA
Thurs. 27	at Vanderbilt*	Nashville, Tenn.	Memorial Gym	TBA
MARCH				
Sun. 2	TEXAS A&M*	Gainesville, Fla.	Stephen C. O'Connell Center	TBA
Wed.-Sun. 5-9	at SEC Tournament (3)	Duluth, Ga.	Arena at Gwinnett Center	FSN/ESPNU/ ESPN2
2014 NCAA CHAMPIONSHIP				
March 22 & 23	First Round	TBA		
March 24 & 25	Second Round	TBA		
March 29 & 30	Regional Semifinals	TBA		
March 31 & April 1	Regional Finals	TBA		
April 6	National Semifinals	Nashville, Tenn.	Bridgestone Arena	
April 8	National Championship	Nashville, Tenn.	Bridgestone Arena	

Times are EASTERN; *Southeastern Conference game; (1) Junkanoo Jam, Freeport Division – Grand Bahama Island; (2) Gator Holiday Classic – Gainesville, Fla.; (3) SEC Tournament – Duluth, Ga.

2013-14 WOMEN'S BASKETBALL TICKET INFORMATION

PURCHASING TICKETS

Tickets are available online at www.GatorZone.com, by calling the Gator Ticket Office at 800-34-GATOR (42867), ext 6800, or by visiting the main ticket office inside Ben Hill Griffin Football Stadium.

On game day, the O'Connell Center Ticket Office Window (located at Gate 1) opens for sales 60 minutes prior to tip-off, with doors open for fan entrance also one hour prior to the start of each game.

2013 - 14 TICKET OPTIONS:

SEASON PASSES

Adult Season Pass \$30
Child/Senior Season Pass. \$15
Family Pass (2 adult, 2 youth). \$40

COUNTRY 103.7, THE GATOR GOLD CARD

*All home events for Women's Basketball, Volleyball & Gymnastics \$60

PLATINUM CARD

*All home events for Women's Basketball, Volleyball, Gymnastics & Baseball . . . \$100

INDIVIDUAL GAME TICKETS . . .

Game Reserved Seating \$5

General Admission Adult. \$4

General Admission Child/Senior \$2

UF & Santa Fe College Students FREE with valid ID

SINGLE-GAME GROUP TICKETS

Groups of 50-99 \$2 / ticket

Groups of 100 or more \$1 / ticket

2013-14 UNIVERSITY OF FLORIDA GATOR BASKETBALL ROSTER

NUMERICAL ROSTER

No.	Name	POS	CL	EX	HT	Hometown (High School/Last School)
1	Ronni Williams	F	Fr.	HS	6-0	Daytona Beach, Fla. (Atlantic)
3	January Miller	G	So.	1L	5-8	Orlando, Fla. (University)
4	Carlie Needles	G	So.-R.	1L	5-6	Highlands Ranch, Col. (ThunderRidge)
5	Antoinette Bannister	G	So.	TR	5-10	Jacksonville, Fla. (The Potter's House Christian Academy / UNC)
10	Jaterra Bonds	G	Sr.	3L	5-7	Gainesville, Fla. (P.K. Yonge)
13	Cassie Peoples	G	So.-R	TR	5-6	San Antonio, Texas (Cypress-Fairbanks/Univ. of Texas)
15	Viktorija Dimaite	C	So.-R.	HS	6-4	Panevezys, Lithuania (The Rock (Fla.) School)
22	Kayla Lewis	G	Jr.-R	2L	6-0	Dacula, Ga. (Southwest DeKalb)
25	Christin Mercer	F	So.	1L	6-0	Douglasville, Ga. (Douglas County)
31	Lily Svete	F	Sr.-R.	3L	6-2	Granger, Ind. (Penn)

ALPHABETICAL ROSTER

No.	Name	POS	CL	EX	HT	Hometown (High School/Last School)
5	Antoinette Bannister	G	So.	TR	5-10	Jacksonville, Fla. (The Potter's House Christian Academy / UNC)
10	Jaterra Bonds	G	Sr.	3L	5-7	Gainesville, Fla. (P.K. Yonge)
15	Viktorija Dimaite	C	So.-R.	HS	6-4	Panevezys, Lithuania (The Rock (Fla.) School)
22	Kayla Lewis	G	Jr.-R	2L	6-0	Dacula, Ga. (Southwest DeKalb)
25	Christin Mercer	F	So.	1L	6-0	Douglasville, Ga. (Douglas County)
3	January Miller	G	So.	1L	5-8	Orlando, Fla. (University)
4	Carlie Needles	G	So.-R.	1L	5-6	Highlands Ranch, Col. (ThunderRidge)
13	Cassie Peoples	G	So.-R	TR	5-6	San Antonio, Texas (Cypress-Fairbanks/Univ. of Texas)
31	Lily Svete	F	Sr.-R.	3L	6-2	Granger, Ind. (Penn)
1	Ronni Williams	F	Fr.	HS	6-0	Daytona Beach, Fla. (Atlantic)

COACHING STAFF

Head Coach: Amanda Butler (Florida: B.S. 1995, Master's 1997)

Assistant Coaches:

Angela Crosby (Appalachian State, B.S. 1995)
David Lowery (Mississippi State, B.S. 2000)
Murriel Page (Florida, B.S. 1998)

SUPPORT STAFF

Director of Basketball Operations: Serena Wilson (Florida, B.S. 2008, Master's 2010)

Program Coordinator: Shellie Greenman (B.A. Emory and Henry College, 1988; Master's Virginia Tech, 1990)

Video Coordinator: Travis Kwok (Florida: B.S. 2008, Master's 2010)

Strength & Conditioning Coordinator: Tyler Stuart (Anderson University, B.S. 2007)

Athletic Trainer: John "JB" Barrett (Mississippi State, 1997, Master's 1999)

Academic Advisor: Judy Traveis (Florida: B.S. 1993, Master's 1999)

Communications: Kathy Cafazzo (Penn State, B.S. 1993)

Managers: Christina Bacon, Qabiyl "Q" Johnson, Asia Marion and Tara Mercurio

Athletic Training Students: Katy Ingles, Megan Lieblong

Video Assistants: Jillian Baach, Matthew Wilkinson

GEOGRAPHIC BREAKDOWN

COLORADO (1)

Carlie Needles – Highlands Ranch

FLORIDA (4)

Antoinette Bannister - Jacksonville
Jaterra Bonds – Gainesville
January Miller – Orlando
Ronni Williams - Daytona Beach

GEORGIA (2)

Kayla Lewis – Decatur
Christin Mercer – Douglasville

INDIANA (1)

Lily Svete – Granger

TEXAS (1)

Cassie Peoples - San Antonio

LITHUANIA (1)

Viktorija Dimaite – Panevezys

ELIGIBILITY BREAKDOWN

SENIORS (2)

Jaterra Bonds
Lily Svete (RS)

JUNIORS (1)

Kayla Lewis (RS)

SOPHOMORES (6)

Antoinette Bannister
Viktorija Dimaite (RS)
Christin Mercer

January Miller
Carlie Needles (RS)
Cassie Peoples (RS)

FRESHMEN (1)

Ronni Williams

PRONUNCIATION GUIDE


JATERRA Bonds ja-TEAR-ah
VIKTORIJA DIMAITE Victoria dee-uh-MON-tae
Hometown Panevezys pah-nyeah-V-jezzs
Lily SVETE ssVET-ee

David LOWERY LOW (rhymes with NOW)-ree
JANNA MAGETTE JAN-uh muh-JETT
Judy TRAVEIS Travis

2013-14 FLORIDA GATOR RADIO/TV IDENTIFICATION ROSTER



#1
RONNI WILLIAMS
G/F • Fr. • 6-0 • Daytona Beach, Fla.



#3
JANUARY MILLER
G • So. • 5-8 • Orlando, Fla.



#4
CARLIE NEEDLES
G • So.-R. • 5-6 • Highlands Ranch, Col.



#5
ANTOINETTE BANNISTER
G • So. • 5-10 • Jacksonville, Fla.



#10
JATERRA BONDS
G • Sr. • 5-7 • Gainesville, Fla.



#13
CASSIE PEOPLES
G • So.-R. • 5-6 • San Antonio, Texas



#15
VIKTORIJA DIMAITE
C • So.-R. • 6-4
Panevezys, Lithuania



#22
KAYLA LEWIS
G • Jr.-R. • 6-0 • Decatur, Ga.



#25
CHRISTIN MERCER
F • So. • 6-0 • Douglasville, Ga.



#31
LILY SVETE
F • Sr.-R. • 6-2 • Granger, Ind.



AMANDA BUTLER
Head Coach
Seventh Year at UF; Ninth Overall



ANGELA CROSBY
Assistant Coach
Second Year at UF



DAVID LOWERY
Assistant Coach
Seventh Year at UF



MURRIEL PAGE
Assistant Coach
Fourth Year at UF

PRONUNCIATION GUIDE

JATERRA Bonds. ja-TEAR-ah
VIKTORIJA DIMAITE. Victoria dee-uh-MON-tae
Hometown Panevezys pah-nyeah-V-jezzs
Lily SVETE SVET-ee
David LOWERY. LOW (rhymes with NOW)-ree

HEAD COACH AMANDA BUTLER



AMANDA BUTLER

UNIVERSITY OF FLORIDA HEAD COACH

2013-14 IS SEVENTH YEAR AS UF HEAD COACH & NINTH YEAR OVERALL AS A HEAD COACH

Combine passion, pride, toughness, intensity, humor, wittiness, competitiveness, leadership and mix in a healthy dose of a swagger and you have **Amanda Butler**, who in 2013-14 enters her seventh year as head coach of the University of Florida women's basketball team, as well as her ninth year overall at the helm of a program.

The 2012-13 squad was her sixth of six Gator teams to earn a postseason berth – the first time any of the previous eight coaches in program history has been able to do so. Butler also was the first-ever coach to guide Florida to a postseason berth in her inaugural season on the sideline.

Butler has already amassed 120 victories with the Orange and Blue, the most of any coach in program history through their

different Gators have been voted First Team All-SEC, with four on the SEC All-Freshman Team, one named the SEC 6th Woman of the Year and one earned a spot on the SEC All-Defensive Team.

Butler, who was the youngest of the SEC's 12 head coaches during her first four seasons, turned 41 during the 2013 SEC Tournament and possesses 18 years of college coaching experience, including two as the head coach of the University of North Carolina at Charlotte and now six completed with the Gators. Her teams have competed in the postseason every year.

In the 39-year history of the Florida women's basketball program, the team has posted 20 wins 12 times, with Butler accounting for four of those, including the



Amanda Butler was in her second season as a Gator assistant coach when DeLisha Milton was named the program's first First-Team WBCA All-American.

the second round where the Gators fell to the eventual national champion, and the 22-victory season in 2012-13 when the team reached the semifinals of the WNIT.

The 2012-13 Florida squad featured just one senior in Jennifer George, along with three other players with experience wearing the Gator Orange and Blue. The roster was filled with seven freshmen but the lack of collegiate court time didn't deter the Gators, who won their first four games in the postseason Women's National Initiation Tournament (WNIT) on the road, marching their way into the 'Final Four.'

This was the second time in program history the Gators have reached the semifinals of a national postseason tournament, not including the 1985 team's run to the final

of the NWIT that was an eight-team event.

Junior Jaterra Bonds emerged as the primary flood general and led the team in scoring, freshman Sydney Moss, who earned a spot on the All-SEC Freshman Team, ranked second for scoring and lead the Gators in assists, while George, who was voted All-SEC Second Team by the league's coaches, was the third-leading scorer and top rebounder in a balanced scoring display and a 22-15 campaign.

Significant individual award-winners during the 2011-12 season included Jennifer George, who was named a First Team All-Southeastern Conference performer, Deana Allen, who was voted by the league's coaches as the Co-6th Woman of the Year, and Jordan Jones, who was named to the

"She's a competitor. She is fierce on the court, but a fun person to be around off it. She played at Florida, so I think she truly bleeds orange and blue. She won't settle for anything less than number one."

-- 2012 CAPITAL ONE ACADEMIC ALL-DISTRICT 4 TEAM HONOREE

JORDAN JONES (2009-12) ON AMANDA BUTLER

respective first six seasons. Carol Ross (1990-2002) tallied 118 wins through her first six years en route to becoming the winningest coach in Gator history with 247 victories in 12 seasons.

Butler also has made the O'Connell Center a tough venue for opponents, as her Gators have won 90.6 percent of their games against non-conference foes, posting a 48-5 home record during her six-year tenure.

Aside from the victories during her six years at Florida, Butler has guided 12 different Gators to 20 spots on the Southeastern Conference Academic Honor Roll, six Gators to the Freshman Academic Honor Roll and one to the Capital One Academic All-District 4 Team. Additionally, three

20-victory campaign in 2011-12 when the squad reached the NCAA Tournament for the 13th time in school history and reached

Butler's Head Coaching Record

Year	School	Record	Conference	Home	Postseason
2005-06	Charlotte	21-9	13-3 (T-1st)	13-2	WNIT First Round; Atlantic 10 Co-Champions
2006-07	Charlotte	19-13	9-5 (4th)	13-2	WNIT Second Round
2007-08	Florida	19-14	6-8 (T-7th)	14-5	WNIT Round of 16
2008-09	Florida	24-8	9-5 (T-4th)	14-1	NCAA Second Round
2009-10	Florida	15-17	7-9 (T-7th)	10-7	WNIT Second Round
2010-11	Florida	20-15	7-9 (8th)	12-4	WNIT Round of 16
2011-12	Florida	20-13	8-8 (8th)	13-3	NCAA Second Round
2012-13	Florida	22-15	6-10 (T-8th)	11-5	WNIT Semifinal
Total (8 Years)		160-104	65-57	100-29	8 Postseason Appearances
At Florida (6)		120-82	43-49	74-25	6 Postseason Appearances
At Charlotte (2)		40-22	26-8	26-4	2 Postseason Appearances

HEAD COACH AMANDA BUTLER



Amanda Butler hosted the 2009 and 2011 Ronald McDonald House of Gainesville's Pro-Am Golf Tournament and Auction.

Capital One Academic All-District 4 Team. George also earned a spot on the 2012 WBCA Division I Coaches' All-America Honorable Mention Team.

Butler's second 20-win season was compiled by an extremely young and inexperienced 2010-11 team that returned only two starters and listed one scarcely-used senior on its roster.

Every step along her career path to date has seemingly resulted in another record, milestone or accomplishment.

Take the 2008-09 season for example. The mere fact that Florida was even mentioned as a possible NCAA Tournament team by season's end was remarkable when such an accomplishment seemed nearly impossible just two years prior to her arrival in Gainesville.

In fact, the 2008-09 season will go down as one of the most successful campaigns in program history.

In addition to tying the school record with 24 victories during the year, Florida marched into the second round of the NCAA Tournament for the seventh time in

history. In the team's first trip to the round of 32 since 2004, the 2008-09 squad had its season close on the road at top-ranked and eventual NCAA champion Connecticut. Florida ended the year rated among the top-25 in both national polls for the first time since 2002.

Also during the 2008-09 season, the Gators compiled a program-record 15-game winning streak, as well as a record seven-game run against Southeastern Conference foes that helped UF finish tied for fourth in the 12-team league and earn a first-round bye in the SEC Tournament for the seventh time in the 30-year history of the event. The 2008-09 Gators found themselves in the top-10 of the Associated Press national poll, when the media tabbed UF No. 9 on Feb. 9, 2009, the team's first top-10 showing since Feb. 12, 2001.

When Florida earned the No. 23 spot in the Dec. 8, 2008 Associated Press national poll, Butler joined an elite list of women. She became one of only 24 women in the history of NCAA Division I women's basketball who had played for a team that was ranked in the AP Top-25 and later coached

AMANDA BUTLER AT A GLANCE

Personal

Full Name: Amanda Kay Butler

Hometown: Mt. Juliet, Tenn.

Born: March 6, 1972

Education

College: University of Florida (B.S. in Exercise and Sport Sciences, 1995; Master of Exercise and Sport Sciences, 1997)

High School: Mt. Juliet H.S. (1990 graduate)

Coaching Experience

1995-97 Univ. of Florida Assistant Coach
1996 & 1997 NCAA Appearances; 1997 NCAA Elite Eight
1997 SEC Tournament Runner-Up; Coached 1997 First-Team Kodak and Associated Press All-American, 1997 SEC Player of the Year
1997-2001 Austin Peay State Univ. Assistant Coach
2001 NCAA Appearance; 2001 OVC Tournament Champions
Coached 2000 & 2001 OVC Freshman of the Year
2001-03 UNC Charlotte Assistant Coach
2003 NCAA Appearance; 2003 Conference USA Champion
2003-05 UNC Charlotte Associate Head Coach
2004 & 2005 WNIT Appearances
2005-07 UNC Charlotte Head Coach
2006 Atlantic 10 Regular-Season Co-Champions; 2006 Atlantic 10 Coach of the Year; 2006 & 2007 WNIT Appearances
2007-Present. 2009 & 2012 NCAA Appearances; 2008, 2010, 2011 & 2013 WNIT Appearances

Individual Gator Accolades

- All-SEC Selections: 7 athletes
- All-SEC Freshman Team Honorees: 4 athletes
- SEC Academic Honor Roll: 12 athletes, 20 honors
- SEC Freshman Academic Honor Roll: 6 athletes
- Additional Awards Achieved: SEC 6th Woman of the Year, SEC All-Defensive Team

Playing Experience

College: Univ. of Florida, Four-year starting guard (1990-94)

1993 & 1994 NCAA Berths were first two in program history



"Coach Butler's a great coach. She's teaches you to work hard in practice. When you don't feel like practicing or going to conditioning workouts, she helps you understand the importance of it late in the season and you're more motivated to work hard."

"She taught me everything to this stage of my career. She taught me how to take care of the ball and about making good decisions on and off the court."

-- 2009 First-Team All-SEC Performer Sha Brooks (2005-09) on Amanda Butler



Amanda Butler became the first Gator head coach to guide the team to a postseason berth in their first year. UF has competed in the postseason every year under Butler.

a team that earned a top-25 ranking. Even more rare was the fact the Butler played for and coached the SAME team that earned a top-25 ranking, becoming only the sixth woman ever to accomplish that feat.

Statistically, the 2008-09 Gators shattered the program record by hitting 221 three-pointers, breaking the old mark of 179 set

the previous season.

The list of team records set or tied, as well as individual accomplishments is long, but in the end came as little surprise to a team that adopted the mantra of being "Bigger & Better" at the beginning of the 2008-09 year and then backed it up with unselfish play, inspiring coaching leadership and a

HEAD COACH AMANDA BUTLER



Amanda's parents - Steve & Barbara Butler - drove from Mt. Juliet, Tenn., to Gainesville to attend Amanda's introductory press conference when she was named Gator Head Coach.

belief that it could achieve.

In spite of losing to graduation two of the most statistically impressive players in program history, the 2009-10 Gators marched along and found a way to earn an appearance in their third consecutive postseason tournament.

The 2009-10 season marked the 11th time in Butler's 15 years on the sidelines her team has competed in the postseason, including five NCAA Tournament appearances.

Florida has had eight different full-time women's basketball head coaches and Butler is the first to lead the Gators to a postseason berth in each of her first three years with the program.



Amanda Butler was the Gators' starting point guard when UF earned its first-ever NCAA Tournament bid. She started 99 of the 114 games she played during her four-year career.

During her initial three years at Florida, Butler compiled 58 wins, seven more than her college coach Carol Ross, whose 247 victories in 12 years are the most in UF program history.

Ross has called Butler the "toughest Gator ever to wear the Florida uniform." That

gritiness and feistiness held true on the sideline in 2009-10, when she ruptured her left Achilles tendon on Oct. 24, 2009, as she was quarterbacking her then-undefeated flag football team in The Swamp Bowl, the name given to the playoff round of the on-campus league event.

In spite of the injury, Butler never missed a beat, attending the he Backcourt Club's annual membership drive event and the team's practice the next day. She underwent successful surgery on Oct. 26 and was back on the sideline Oct. 28. The next day, she volunteered her time at the Children's Miracle Network Art Auction



"Coach Butler is very energetic and motivating. She really cares about people on and off the court. She's easy to talk to and very playful and funny."

— 2009 First-Team All-SEC Performer
Marshae Dotson (2005-09) on Amanda Butler

that featured all art created by the pediatric patients at Shands Hospital in Gainesville.

During Butler's five-year tutelage in Gainesville, a Gator has been named First-Team All-SEC four times and awarded a spot on the All-SEC Freshman Team three times, as well.

A total of six Gators earned a place on the 2009-10 SEC Academic Honor Roll, tying for the most of any other league team.

In four of the five years under Butler the Gators have finished higher in the final SEC regular-season standings than predicted during the preseason by both the coaches and media. Florida was tabbed to finish sixth in 2008-09. The Gators' 9-5 league record tied with Tennessee for fourth place, the team's highest finish since the 2003-04 squad also tied for fourth in the

Coach Butler is Right at Home

In her eight years overall as a collegiate head coach, Amanda Butler's teams have posted a 100-29 record at home, including a 74-25 mark during her six years at her alma mater.

The Gators are 48-5 versus non-conference teams at home under Coach Butler and have won 15 consecutive games at home against non-SEC foes entering the 2013-14 season.

SEC race. The 2008-09 Gators earned a first-round bye in the SEC Tournament after holding the tiebreaker against the Lady Vols, whom they defeated during the

Gator Head Coaches

"The University of Florida has enjoyed a lot of success with young, talented coaches and those were the characteristics we were looking for in the person to lead our women's basketball program. We found that person in Amanda Butler." - UF Athletics Director Jeremy Foley

Amanda Butler is one of 12 different current Gator head coaches who entered their first season at UF with five or fewer previous years as a collegiate head coach:

Sport	Head Coach	Prior Experience	As a Gator Head Coach
Baseball	Kevin O'Sullivan	none	2011 NCAA College World Series Runner-Up, 2010, '11 & '12 CWS appearances; 2010 & '11 SEC Champions
Men's Basketball	Billy Donovan	2 years	2006 & 2007 NCAA Champions
Women's Basketball	Amanda Butler	2 years	Postseason every year, NCAA in 2009 & 2012
Football	Will Muschamp	none	2013 is third year; won 2011 Gator Bowl vs. Ohio State
Women's Golf	Emily Bastel	none	2013-14 will be her second year
Gymnastics	Rhonda Faehn	none	2013 NCAA Champions; No. 1 ranking in 2007, 2011, 2012 & 2013
Soccer	Becky Burleigh	5 years	1998 NCAA Champions; 12 SEC titles
Softball	Tim Walton	3 years	2008, 2009, 2010, 2011 & 2013 WCWS; Runner-up in '09 & '11
Swimming & Diving	Gregg Troy	none	12 & 11 straight top-10 NCAA finishes for men & women; 2012 U.S. Olympic Head Coach
Women's Tennis	Roland Thornqvist	5 years	2003, 2011 & 2012 NCAA Champions
Track & Field	Mike Holloway	none	2010, 2011 & 2012 NCAA Men's Indoor Champions; 2012 & 2013 Men's Outdoor Champions
Volleyball	Mary Wise	4 years	20 SEC Titles; 7 Final Fours

• **Amanda Butler** is one of two different UF alumni on the current Gator head coaching staff, joining Mike Holloway, '00 (track & field).

• **Also of note:** former Gator football head coach Steve Spurrier was a UF graduate and possessed just three years of collegiate head coaching experience prior to his 12-year run with the Gators highlighted by the 1996 national championship.

HEAD COACH AMANDA BUTLER

regular season.

After inheriting virtually the same squad that won just nine games the previous year (2006-07), Butler and her staff produced the greatest one-year turnaround by a coach in their first year in program history, winning 19 games while facing 17 different teams that earned a postseason bid. Butler also became the program's first head coach to guide Florida to a postseason berth in their debut year, as the squad competed in the WNIT, reaching the third round.

Florida shattered the 2007-08 preseason expectations of the SEC head coaches, who picked the Gators to finish 11th in the final standings. The Gators finished four places ahead of those predictions, posting a 6-8 record and tying for seventh in the mighty SEC that once again produced two of the Final Four teams, including the national champion.

After seeing first-hand Butler's version of the Gators, Hall of Fame and SEC-veteran coach Van Chancellor praised, "I can remember when she (Coach Butler) played here (at UF) and she was gritty and tough and this team has exactly her personality. I think she's done a great job."

The transformation in the Gators' attitude

began on April 13, 2007, when UF Athletics Director Jeremy Foley identified Butler, one of the nation's top young coaching talents as well as a former four-year starter and two-year assistant coach for Florida, as the ninth head coach in Gator women's basketball history.

Florida experienced immediate success on the court in 2007-08, as mentioned earlier, as well as off the court, as Butler promised it would. The Gators claimed the coveted UAA Life Skills Cup at the end of the academic year – and again in 2010-11 – after becoming the Florida athletic team that excelled most in the five areas of the CHAMPS Life Skills program. Teams earned points for participating in any Life Skills programming, including but not limited to: SAAC, Goodwill Gators (community outreach), workshops and presentations. The 2008-09 squad placed second in the final tally and third in 2009-10.

She returned to her alma mater, where she played for the Gators from 1990-94. Butler earned her Bachelor of Science degree in Exercise and Sport Sciences with honors on May 6, 1995, and was awarded a Master of Exercise and Sport Sciences on Aug. 9, 1997.

During her two years as head coach at



Under the development of Amanda Butler, Jaterona Bonds earned a spot on the 2010 SEC All-Freshman Team and then became a 2012 First Team All-SEC selection.

Charlotte, Butler compiled a 40-22 record that included two WNIT berths and a share of the 49ers first-ever Atlantic 10 Conference regular-season championship. Her debut season resulted in an overall record of 21-9, the most wins ever by a Charlotte coach in their first year, as Butler was recognized as the league's Coach of the Year. The 2006-07 49ers posted a 19-13 overall mark, advancing to the WNIT second round before losing to Virginia, 74-72.

Butler joined the Charlotte staff on May 4, 2001, as an assistant under first-year head coach Katie Meier and helped the 49ers to a 16-13 record, the program's first winning season in eight years. In her second year

Second-Longest Tenured Gator Coach

Amanda Butler enters in 2013-14 her seventh season as the Gator head coach and will be the second-longest tenured head coach in program history, with only Carol Ross logging more years (12) on the Orange & Blue sideline.

as an assistant coach at Charlotte, the 49ers captured the 2003 Conference USA Regular-Season title and earned the program's first-ever appearance in the NCAA Tournament.

She was promoted to Associate Head Coach the following season. When Meier departed one year later to take the head job at the University of Miami (Fla.), Butler became the logical choice to assume the 49ers head position.

Butler emerged as a proven recruiter, bringing to Charlotte four All-Atlantic 10 selections, four Conference USA All-Freshman team members and one All-Conference USA honoree.

She also embraced the local community, as 23 of the top 24 attendances for women's basketball at Charlotte came during Butler's five seasons with the 49ers.

Prior to her arrival in Charlotte, Butler spent four seasons (1997-2001) as an assistant coach at Austin Peay State University in Tennessee, where then-head coach Susie Gardner hired her to take over the team's recruiting efforts. It didn't take long for Butler to make an impact.

One of Butler's recruits, Brooke Armistead, became the OVC Freshman of the Year in



Jaterona Bonds is one of four Gators who have earned a spot on the SEC All-Freshman Team during Coach Amanda Butler's six-year tenure, doing so in 2011.

Bonus Butler Bites

- Florida has had eight different full-time women's basketball head coaches and Amanda Butler is one of only two Gator coaches who won at least 20 games in their second season. In 2008-09, Butler joined Debbie Yow, whose second Gator team went 22-9 in 1984-85; Carol Ross (the winningest Gator coach with 247 victories) posted seven 20-win seasons, but didn't net her first until her fourth year, when Butler was the Gators' senior captain.
- When Florida earned the No. 23 spot in the Dec. 8, 2008 Associated Press ranking, Amanda Butler became only the sixth woman in the history of NCAA Division I Basketball to play for and coach the SAME team that earned a top-25 ranking.
- Amanda Butler became the eighth different full-time head coach in the then-36-year history of the Florida women's basketball program ... and the FIRST to guide the Gators to a postseason berth in their first year at UF. Butler has led the Gators to the postseason every year.
- Amanda Butler's 43 wins are the most by a Gator coach through their first two years in program history ... while her 58 are the most through three years at UF and her 78 are the most through four seasons and the 120 wins are the second-most through six years (one shy of Ross' total).
- Amanda Butler was the Gator's starting point guard when UF earned its first-ever NCAA Tournament bid. She started 99 of the 114 games she played during her four-year career.

HEAD COACH AMANDA BUTLER



2000 and closed her career as the 2003 OVC Player of the Year, as well as a Second-Team Verizon Academic All-American. Also under Butler's keen eye for talent, Austin Peay became the first OVC school to land back-to-back league Freshmen of the Year recipients, with Armistead in 2000 followed the next season by Gerlonda Hardin, who emerged as the league's 2004 Player of the Year and collected Third-Team Academic All-America honors. Armistead became the school's all-time leading scorer and the first player in APSU history to be drafted by the WNBA.

Her final season working under Gardner resulted in the Lady Gavs' winning the Ohio Valley Conference Tournament for just the second time in program history and making their second-ever trip to the NCAA Tournament, joining the 1996 APSU team in the "Big Dance" and sparking a run of four consecutive NCAA appearances for the program.

"Even though we are from the same hometown, I never really met Amanda until she became my assistant coach at Austin Peay," shared Gardner, who Butler hired as an assistant coach at Florida during her first three years in Gainesville. "Before Amanda joined the staff, we weren't really winning. Amanda brought in the great players who helped us turn the corner and become a consistent NCAA Tournament team. Even though she was a young assistant, watching the way she managed the game and the way she interacted with people, I knew that Amanda was special and that one day soon she would be a head coach."

Given her talents as a collegiate coach, it comes as no surprise that Butler has played a role in some of the most successful seasons in Florida history. Upon graduation, then-Florida coach Ross hired Butler as the Gators' assistant coach. That 1995-96 squad compiled a 21-9 record and earned

a berth into the NCAAs. The following season, the Gators won a program-record 24 games and advanced to the Elite Eight of the NCAA Tournament, falling to Old Dominion, 53-51.

Florida enjoyed two of its best finishes in the SEC Tournament during Butler's time as an assistant, with the Gators advancing to the semifinals for the first time in program history during the 1996 campaign and followed it with the team's first – and still only – appearance in the championship game.

On the court, the 5-foot-8 guard immediately took charge of the team from her first day at Florida, also the rookie season for Ross as head coach, as Butler started 99 of the 114 games she played during her career. During her junior and senior seasons, she led the Gators to the first two NCAA Tournament appearances in program history that began a run of seven consecutive trips to the "Big Dance."

Butler, who was a three-time member of the SEC Academic Honor Roll and was voted a finalist on the CoSIDA Academic All-America District Team, completed her Gator career ranked second on the program's all-time assists list with 401, while ranking among top-three for career three-pointers made (77) and attempted (278). The team captain during her senior season, Butler helped the Gators compile 73 victories during her tenure, the best four-year total in school history at that time, and to 21 SEC wins, also the most during a four-year span.

A native of Mt. Juliet, Tenn., Butler enjoyed a stellar prep career at Mt. Juliet High School, where she tallied over 1,400 points and received All-Mid-State honors and All-District honors for three straight years, including first-team recognition in 1989 and 1990. Butler, who graduated in the top 10 percent of her senior class, is the daughter of Stephen and Barbara Butler.

HEAD COACH AMANDA BUTLER



AMANDA BUTLER

5-FOOT-8 • GUARD
UNIVERSITY OF FLORIDA (1990-94)

PLAYING CAREER NOTES

Never missed a game during her career, starting 99 of 114 contests ... voted team captain her senior season ... led Florida to its first two NCAA Tournament appearances in program history (1993 & 1994) ... consistent, calming leader ... wasn't afraid to take a charge - against any size player ... took 10 numbing shots in the face to reset a severely broken nose she incurred during practice on Feb. 2, 1993, but didn't miss a game, playing 20 minutes against Florida State less than 24 hours after the injury, helping the Gators to a 81-78 win ... became the first woman and




the fourth intercollegiate athlete in history to wear a Bill Laimbeer-style co-polyester face mask, donning the protective clear mask that fit tightly against her face and

held in place a small cast on her nose underneath for the Feb. 6, 1993, game at South Carolina ... during the game against Stephen F. Austin her senior year, sustained a cut above her right eye requiring seven stitches, but returned to the game 12 minutes later ... upon graduation, ranked second on the UF all-time assists' list with 401, also ranking among top-five in each

career 3-point shooting category: third in 3PT FGM (77); third in 3PT FGA (278); and fifth in 3PT FG% (.276) ... her freshman

year, finished the regular season ranked third among SEC assist leaders with an average 5.5 per game... her sophomore year, charted a team-leading 796 minutes of play while ranking fifth in the SEC for assists ... during her junior season, hit two free throws with 16 seconds remaining in double-overtime to ice Florida's 69-65 win at Mississippi (Jan. 9, 1993) ... played at least 40 minutes in 10 different games during career ... three-time Academic All-SEC selection ... District finalist for 1994 GTE Academic All-America team ... 1993 Lady Gator Classic All-Tournament team ... contributed to 73 career victories during her tenure, the best four-year total in school history, and 21 wins in the conference over the four-year span ... wore jersey No. 24 her freshman year and No. 34 during her final three seasons.



BUTLER'S CAREER STATISTICS

YEAR	G/GS	MIN	FG/FGA	FG%	3FG/FGA	3FG%	FT/FTA	FT%	REB.	AVG.	PF/D	AST	TO	BLK	STL	PTS.	AVG
1990-91	28/26	844	35/85	.412	7/22	.318	22/39	.564	49	1.8	81/4	154	98	0	38	113	4.1
1991-92	28/26	796	41/135	.304	11/43	.256	27/42	.643	72	2.6	85/6	104	85	4	28	120	4.3
1992-93	29/24	656	54/174	.310	16/64	.250	22/34	.647	59	2.0	72/4	63	50	3	26	146	5.0
1993-94	29/23	840	84/249	.337	43/149	.289	64/95	.674	76	2.6	71/2	80	59	3	36	275	9.5
TOTAL	114/99	3136	214/643	.332	77/278	.277	135/210	.643	256	2.3	309/16	401	292	10	128	654	5.8

Amanda Butler earned her Bachelor of Science degree in Exercise and Sport Sciences with honors on May 6, 1995, and was awarded a Master of Exercise and Sport Sciences on August 9, 1997.

COACHING STAFF



ANGELA CROSBY
ASSISTANT COACH

2013-14 IS HER SECOND YEAR AT UF

The 2013-14 season is **Angela Crosby's** second at the University of Florida, as she has compiled 15 years of collegiate experience, having served as an assistant coach at Appalachian State, UT-Chattanooga, Memphis, Virginia Tech and Charlotte.

Prior to joining the Gators, Crosby spent the 2011-12 campaign as an assistant coach/recruiting coordinator at UNC-Charlotte, where she was involved with coordinating the recruiting efforts, scouting opponents and assisting with the development of post players. Prior to her time at Charlotte, Crosby spent three seasons as an assistant coach at Virginia Tech, where her duties were similar with the addition of coordinating on-campus visits for recruits beginning in 2008.

Crosby, like the other Gator assistant coaches, will head an academic team which is comprised of current squad members who report directly to her with progress of their classroom endeavors, supplementing the attention each player receives from Judy Traveis, the Gators' academic advisor.

Additionally, Crosby will work closely with fellow assistant coach Murriel Page on the development of the post players. She will help in all aspects of the Gator's recruiting efforts.

During the 2007-08 academic year, Crosby served as the Assistant Dean of Students, Registrar and Girls' basketball coach at Whitefield Academy in Mableton, Ga. Before her time at Whitefield Academy, she served as the recruiting coordinator at the University of Memphis from 2004 through 2007, when she also was responsible for the development of post players.

Before taking the position at Memphis, she spent four years as an assistant coach on the University of Tennessee-Chattanooga coaching staff. While at UT-Chattanooga, the Lady Mocs captured four Southern Conference regular-season and tournament titles and advanced to the NCAA Championships all four years, reaching the second round in 2004.

Crosby began her collegiate coaching career as an assistant coach at her alma

mater, Appalachian State, where she worked from 1996-2000. She also served as the director of the Appalachian State Basketball Camp for Girls during those four years. The Anderson, S.C. native received her first taste of coaching at T.L. Hanna High School during the 1995-96 year, when she served as the junior varsity and varsity basketball coach, as well as the junior varsity volleyball coach.

During her days competing on the basketball court, Crosby scored 1,023 points and averaged 21.9 points per game in her time at Appalachian State, both of which set school records for a two-year player. She also concluded her career with 510 rebounds, averaging 9.3 boards per game, and was selected as the 1994 SoCon Player of the Year.

Prior to transferring to ASU, Crosby was a NJCAA All-American in 1992 at Anderson (S.C.) Junior College, where she averaged 18 points and 12.3 rebounds in two seasons.

In 1994, she played one season of professional basketball in Barcelona, Spain, before returning to the U.S. and graduating from Appalachian State with a Bachelor's Degree in Habilitive Science.

In 2011, Crosby was inducted into the T.L. Hanna High School Athletic Hall of Fame.

CROSBY AT A GLANCE

Personal	
Full Name:	Angela Crosby
Hometown:	Anderson, S.C.
Birthdate:	February 4
Education	
High School:	T.L. Hanna (S.C.)
College:	Appalachian State Univ. (B.S. in Habilitive Science, 1995)
Coaching Experience	
1996-00	Appalachian State Univ. Assistant Coach
2000-04	UT-Chattanooga Assistant Coach Four-time SoCon Regular-Season & Tournament Champions 2004 NCAA Second Round
2004-07	Univ. of Memphis Recruiting Coordinator
2007-08	Whitefield Academy Assistant Dean of Students/Basketball Coach (Mableton, Ga.)
2008-11	Virginia Tech Assistant Coach
2011-12	UNC-Charlotte Assistant Coach
2012-Present	Univ. of Florida Assistant Coach 2013 WNIT Semifinals
Playing Experience	
College:	Appalachian State Univ., 1992-94 Anderson Junior College, 1990-92
Professional:	Barcelona, Spain (1994)

COACHING STAFF



DAVID LOWERY
ASSISTANT COACH

2013-14 IS HIS SEVENTH YEAR AT UF

The 2013-14 season marks the seventh year for **David Lowery** (pronounced: LOW - rhymes with NOW -ree) as an assistant coach at the University of Florida.

Lowery, like the other Gator assistant coaches, will head an academic team which is comprised of current squad members who report directly to him with progress of their classroom endeavors, supplementing the attention each player receives from Judy Traveis, the Gators' academic advisor.

Additionally, Lowery will work closely with his fellow assistant coaches coordinating different recruiting classes and will oversee the development of the guards.

An enthusiastic individual, Lowery continued to show dedication to his craft by accepting an invitation to participate during May of 2010 in VILLA 7, considered the "next generation of rising head coaches." Lowery was exposed to a "variety of topics designed to help ease their transition into the first chair," as outlined in the agenda.

During the 2008 summer, Lowery participated in a three-day seminar offered through the Black Coaches Administration entitled, "Achieving Coaching Excellence" or "ACE." At the invitation-only event, Lowery received intense training that exposed the participants to life as a head coach and prepared them for all aspects of being the leader of a program, while helping them become the best assistant they can be.

Lowery also has participated in the Nike Coaches Clinic the last three years in Tunica, Miss.

Lowery's path to Gainesville began at Mississippi State University, where he earned his undergraduate degree while spending four years as a student manager and later as a graduate assistant coach for the Lady Bulldogs (2000-01). He left Starkville to take a full-time assistant coaching position at Davidson College (2001-05), before Amanda Butler brought him to UNC Charlotte (2005-07) as part of her inaugural 49ers coaching staff and eventually to Florida when Butler was named the Gators' head coach on April 13, 2007.

During their two years together in Charlotte, Butler and Lowery helped the 49ers compile 40 wins, capture a share of the 2006 Atlantic 10 regular-season championship and earn a pair of postseason berths.

Under Lowery's guidance at Charlotte, senior forward Pam Brown was named First Team All-Atlantic 10 in 2006 and sophomore center Danielle Burgin became a Third-Team All-Atlantic 10 selection in 2007.

Prior to his stint at Charlotte, Lowery was an assistant coach at nearby Davidson College for four years, earning a position on Annette Watt's initial staff which inherited a team that won just nine games the year prior to their arrival. The Wildcats improved their win total each season, culminating in Davidson's 2005 runner-up spot in the Southern Conference - the best regular-season finish in program history.

Lowery earned a bachelor's degree in secondary education from Mississippi State in December of 2000. While completing his undergraduate work, Lowery served as a practice player for the Lady Bulldogs, working with some of the SEC's top players, including LaToya Thomas, who was a four-time first-team Kodak All-American and the No. 1 overall selection in the 2003 WNBA draft. He spent the second half of the 2000-01 season as a graduate assistant at Mississippi State, helping the Lady Bulldogs reach the WNIT in the midst of a six-year run of postseason appearances.

Lowery is a native of Kosciusko, Miss., which sports a population of less than 7,500 and has the distinction of being the birthplace of Oprah Winfrey. He graduated with honors from Kosciusko High School, where he was a four-year letterwinner on the basketball team and was captain of the "Big Red" marching band drumline. Lowery is the father of a 15-year old daughter, Kendall Arvryzena Hightower.

LOWERY AT A GLANCE

Personal	
Full Name: David Swandale Lowery	
Hometown: Kosciusko, Miss.	
Birthdate: July 19, 1976	
Education	
High School: Kosciusko H.S.	
College: Mississippi State Univ. (B.S. in Secondary Education, 2000)	
Coaching Experience	
2000-01	Mississippi State Univ. Graduate Assistant Coach 2001 WNIT Quarterfinals
2001-05	Davidson College Assistant Coach
2005-07	UNC Charlotte Assistant Coach 2006 Atlantic 10 Co-Champions; 2006 & 2007 WNIT Appearances
2007-Present	Univ. of Florida Assistant Coach 2009 & 2012 NCAA Appearances; 2008, 2010, 2011 & 2013 WNIT Appearances

COACHING STAFF



MURRIEL PAGE

ASSISTANT COACH

2013-14 IS HER FOURTH YEAR AS A UF COACH

Murriel Page, one of the most decorated players in University of Florida women's basketball history, returned to her alma mater as an assistant coach in August of 2010 and the 2013-14 season will be her fourth year on the Gator sideline.

Page, like the other Gator assistant coaches, will head an academic team which is comprised of current squad members who report directly to her with progress of their classroom endeavors, supplementing the attention each player receives from Judy Traveis, the Gators' academic advisor.

Additionally, Page will work closely with fellow assistant coach Angela Crosby on the development of the post players, as well as with the swing players. She will help in all aspects of the Gator's recruiting efforts.

A consensus first-team All-American at UF in 1998, Page has been playing professional basketball during the 12 years since graduating from the university, including a storied 11-year WNBA career.

In July of 2012, fans voted Page to the WNBA's Washington Mystics All-Time Team.

"Murriel's professional experience, her passion for the Gators and the quality of person that she is makes her the perfect fit for our program," said head coach Amanda Butler, who was a UF assistant coach during Page's sophomore and junior seasons with the Gators.

Page, who was inducted into UF's Athletic Hall of Fame on April 17, 2009, suited up for the Gators from 1994-98, when she earned first team All-Southeastern Conference in 1997 and 1998, and was one of three players who was a unanimous selection on the 1998 squad (with Tennessee's Chamique Holdsclaw & Alabama's Dominique Canty). She was a finalist for the 1998 Naismith Player of the Year, a finalist for the 1998 Wade Trophy, among the top vote getters for the 1998 AP National Player of the Year and was one of six finalists for the Honda Award for Basketball, the first-ever Gator to reach this stage of the award. Her 12.6 rebound average per game during her senior year ranked No. 2 nationally (behind Howard's

Alicia Hill, 12.8 rpg).

"Not many players get the chance to return to their alma mater and give back to their program so I'm very excited and emotional about this opportunity," said Page, who turned down an offer to play professionally in Spain for the 2010 season to coach the Gators.

"I can bring a lot of excitement and enthusiasm to the sideline and the team," Page continued. "From playing in the WNBA and overseas, I bring another perspective of the game. I've walked the same path as the players are now and know the types of things they are experiencing. Hopefully, I can share my own experiences with them and staff and help bring a championship to the program that I tried so hard to do when I was here."

Shortly upon graduating, Page was the third overall pick in the 1998 WNBA draft, as she became the Washington Mystics' first-ever draft selection in franchise history and voted team captain from 2000-05. In March of 2006, "The Original Mystic" was traded prior to Los Angeles, where she was reunited with former Gator frontcourt mate DeLisha Milton-Jones. Page played with the Sparks for three years and had signed a contract to play with the WNBA's Phoenix Mercury for the 2009 season, but tore her Achilles tendon on the final day of training camp and was unable to play.

In 11 WNBA seasons, Page appeared in 354 games, earning 205 starts, while scoring 2,154 points and collecting 1,603 rebounds. She earned the 1999 and 2000 WNBA Bud Light Shooting Champions Award for leading the league in field goal percentage.

During the WNBA off-season, Page suited up for a number of different professional teams in Spain, including Soller from 2008-10, Baloncesto San Jose in 2007-08, with Hondarribia in 2003-04, 2005-07, Ros Casares in 2004-05 and 2001-02, Venezia in Italy in 2002-03 and Mangueira in Brazil in 2000.

A native of Louin, Miss., Page concluded her collegiate career with 1,915 points and 1,251 rebounds, both of which remain the

PAGE AT A GLANCE

Personal

Full Name: La Murriel Page

Hometown: Louin, Miss.

Birthdate: Sept. 18, 1975

Education

High School: Bay Springs H.S. (1994 graduate)

College: Univ. of Florida (B.S. in Sports Management, 1998)

Coaching Experience

2011-Present Univ. of Florida Assistant Coach
2011 WNIT Sweet 16, 2012 NCAA Second Round, 2013 WNIT Semifinal

Playing Experience

College: Univ. of Florida, Four-year Starter (1994-98)

Professional: WNBA Washington Mystics (1998-2005), WNBA Los Angeles Sparks (2006-08); Soller in Spain (2008-10), Baloncesto San Jose in Spain (2007-08), Hondarribia in Spain (2003-04, 2005-07), Ros Casares in Spain (2004-05, 2001-02), Venezia in Italy (2002-03) and Mangueira in Brazil (2000)

top two numbers in those respective categories all-time in Gator history. She ranked No. 1 at UF for career double-doubles (65), No. 1 for games played (128), No. 2 all-time at UF for rebounding, No. 2 at UF for scoring and No. 2 at UF for career field goal percentage (55.0%). She was No. 6 all-time in SEC history for rebounding, just 21 behind the 1,272 by Vanderbilt's Wendy Scholtens. Page also totaled 103 double-figure scoring games & 67 double-figure rebounding games. UF was 92-36 during her four-year career, won at least 21 games each of those seasons, reached the Sweet 16 of the NCAA twice, the NCAA Elite Eight once and earned a bid to the NCAA Tournament every year.

SUPPORT STAFF



JOHN "J.B." BARRETT

ASSISTANT DIRECTOR OF SPORTS HEALTH/ATHLETIC TRAINER

Responsibilities: Oversees the health and wellness care of the women's basketball team members; also will be the supervisor of the graduate assistant athletic trainer for UF's women's tennis team and oversee the management of the baseball and softball facility athletic training rooms.

Joined UF Staff: Aug. 16, 2004; 2011-12 was first year with basketball team; spent first seven years as the Athletic Trainer for UF's baseball team

Prior to UF: Served as an assistant athletic trainer at Bucknell University in Lewisburg, Pa., from 1999-2004; although his primary responsibilities were providing coverage to the Bison men's basketball, women's crew, women's lacrosse and women's soccer programs, he assisted other staff members with student-athletes competing on 26 varsity teams at eight different venues on campus.

Education: Mississippi State Univ. (Bachelor's 1997; Master's 1999)

Hometown: Aberdeen, Miss.

Behind the Stats: A couple of J.B.'s other professional experiences include being selected as a volunteer athletic trainer at the U.S. Olympic Training Center in Colorado Springs, Colo., and working as an athletic training intern with the Chicago Bears of the National Football League. J.B. currently is a member of the Alachua Area Medical Reserve Corp.



KATHY CAFAZZO

ASSOCIATE COMMUNICATIONS DIRECTOR

Responsibilities: Primary liaison for UF's women's basketball and tennis teams with the media

Joined UF Staff: December 1995

Prior to UF: Asst. Sports Info. Director, intern and student assistant at Penn State (1991-95), working with several sports, including women's basketball

Education: Penn State University (Bachelor's 1993)

Hometown: "Military Brat"- born in San Antonio, Texas

Behind the Stats: Kathy simply adores her four nephews, Grey, Cole, Cade and Sawyer and her two miniature dachshunds, Cooper and Pinot - Ha-Ha!



SHELLIE GREENMAN

PROGRAM ASSISTANT

Joined UF Staff: Sept. 3, 2013

Prior to UF: Jacksonville University Assistant Coach (2012-13), Tennessee Tech University Recruiting Coordinator (2011-12), Virginia Tech Recruiting Coordinator (2004-11), Western Carolina University Associate Head Coach (2000-04), Miami (Ohio) University Assistant Coach (1998-2000), UT Chattanooga Assistant Coach (1996-98), Western Carolina Assistant Coach (1993-96), Virginia Tech Assistant Coach (1988-93)

Education: B.A. in Health and Physical Education (Emory and Henry College, 1988); Master's in Sports Administration (Virginia Tech, 1990)

Hometown: Blacksburg, Va.

Behind the Stats: In whatever free time she has, Shellie works on her ultimate personal goal, as she refuses to give up on her dream (as slightly unrealistic as it is) of someday playing on the LPGA Tour! Her parents Bill and Joan Greenman currently reside in Columbia, S.C., and now have a new favorite SEC school. Shellie also adores her nephews Austin and Jake and her niece, Emma.



TRAVIS KWOK

VIDEO COORDINATOR

Responsibilities: Coordinates all aspects of the Gators' film and video needs, including opponent scouting, film exchange, film breakdown, managing the video room and supplying coaching staff with game film. In addition, oversees video and social media projects for the program.

Education: M.S. in Sport Management University of Florida 2010, B.S. in Sport Management University of Florida, 2008

Joined UF Staff: fall of 2011

Prior to UF: FGCU Men's Basketball Video Assistant 2009-10

Hometown: Fort Myers, Fla.

Behind the Stats: Travis interned with the Charlotte Bobcats in the Basketball Operations Department during the 2010 season, when the franchise clinched its first playoff appearance.

SUPPORT STAFF



LANI McQUADE

EXECUTIVE ASSISTANT TO
AMANDA BUTLER

Responsibilities: Oversees all office activity for the women's basketball staff and team

Joined UF Staff: Nov. 1991 - worked in accounting offices until relocating to women's basketball in February 1997.

Education: Holy Names College, Oakland, Calif.

Hometown: Salinas, Calif.

Behind the stats: Lani is the proud Nani of Avery and Hayden. Now heading into her 14th year with woman's basketball, Lani has the office running like a top and can now shoot a free throw and post up with the best of them!



TYLER STUART

STRENGTH & CONDITIONING
COORDINATOR

Responsibilities: Designs and implements year-round strength, speed and conditioning workouts for the Gator women's basketball, women's tennis and women's golf teams; guides each student-athlete through an individual training program designed to enhance strength as well as explosive power, speed, agility, endurance, coordination, balance and flexibility.

Joined UF Staff: June of 2012

Prior to UF: Immediately prior to assuming his position at UF, Stuart worked with the Appalachian State University men's basketball team at the director of strength and conditioning. Before his tenure at Appalachian State, Stuart worked at Clemson University from August 2007 until July 2011, when he was the head women's basketball strength and conditioning coach. He also served as the interim head basketball strength and conditioning coach for a two-month period in 2009. Stuart worked as a volunteer strength and conditioning coach at Clemson from January 2007 until he began working with the women's basketball program, spending time with the football, baseball, soccer and rowing teams for the Tigers.

Education: Anderson University (B.S. in Kinesiology-Exercise Science, 2007); Clemson University (hours completed for M.S. in Human Nutrition)

Hometown: Anderson, S.C.

Behind the Stats: Tyler has always been extremely active in sports, playing rugby in college after suiting up for everything from baseball to football and golf in high school.



JUDY TRAVEIS

ACADEMIC ADVISOR

Responsibilities: Provides academic counseling and tutoring services to Gator student-athletes in the sports of women's basketball, cross country and gymnastics

Joined UF Staff: Began working with the University Athletic Association in October of 2006, but her experiences at the University of Florida extend several years; 2012-13 is her seventh season working with women's basketball

Prior to UF: Worked with UF's College of Health and Human Performance since December of 2000, leaving as the Director for Undergraduate Student Affairs, a post she received in July of 2004. In that role, oversaw the Office of Student Affairs and helped establish college curriculum updates, while supervising updates of degree audits for all majors within the College; before that appointment, worked as an academic advisor at the College for over three years, including the last as Associate Academic Advisor.

Education: Univ. of Florida (Bachelor's 1993; Master's 1999); is working on her Ph.D. in Educational Administration and Policy, pending graduation.

Hometown: Boca Raton, Fla.

Behind the Stats: Judy gave birth to twin boys Gabe and Luke on March 1, 2010. Luke was born with Trisomy 18 and peacefully passed away five days later.



SERENA WILSON

DIRECTOR OF BASKETBALL
OPERATIONS

Responsibilities: Has something to do with nearly every aspect of the Gator women's basketball program!

Joined UF Staff: July of 2004 as a basketball manager; full time since August 2010; promoted to Director of Basketball Operations in September 2013

Prior to UF: has been working with the women's basketball team since July of 2004, serving as a team manager and earning her way to the role of head manager for the 2008-09 and 2009-10 seasons

Education: B.S. in Sport Management (Florida, 2008); Master's in Tourism, Parks and Recreation (Florida, 2010)

Hometown: Port Orange, Fla.

Behind the Stats: Serena is ecstatic about the opportunity to continue her work with the Gators. She loves working with the women's basketball staff and players, who are truly her extended family. Serena is the proud daughter of Rufus and Janice Wilson and has one sibling, Rudy, who works in the athletic department at Georgia Tech. In addition, Serena enjoys traveling, meeting new people and attending as many Gator athletic events as she can!

UNIVERSITY ATHLETIC ASSOCIATION ADMINISTRATION



DR. J. BERNARD MACHEN
University President



JEREMY FOLEY
Athletics Director



LYNDA TEALER
Executive Associate Athletics Director for Administration

UNIVERSITY ATHLETIC ASSOCIATION'S MISSION STATEMENT

The University Athletic Association, Inc. exists to advance the University of Florida's teaching, research and service missions. Through the education and the promotion of the health and welfare of students, the University Athletic Association seeks to link experiences of all backgrounds, races, origins, genders, and cultures to prepare generations of students and staff, including women and minorities, to be productive members of society. The character of the athletics programs at the University Athletic Association reflects the character of the University of Florida as a major, public, comprehensive institution of higher learning.

The University Athletic Association is dedicated to the intellectual, physical and personal development of student-athletes, as well as staff, including women and minorities. Demonstrating leadership in all decisions affecting college athletics, the University Athletic Association will act in an ethical and honest manner, will promote an environment fostering the professional and personal achievement of coaches, administrators and staff, will attain excellence in athletic performance, sportsmanship, financial strength, and superior fan satisfaction. This vision in athletics is at the core of our responsibility to the University, to our students, and to the public at large.

STUDENT STAFF



JILLIAN BAACH
Video Assistant




CHRISTINA BACON
Manager



ASIA MARION
Manager




KATY INGLES
Athletic Training Student



QABIYL JOHNSON
Manager



MEGAN LEIBLONG
Athletic Training Student



TARA MERCURIO
Manager



MATTHEW WILKINSON
Video Assistant



2013-14 GATORS

FLORIDA WOMEN'S BASKETBALL

2013-14 GATORS



#5 ANTOINETTE BANNISTER

5-10 • SOPHOMORE • GUARD

JACKSONVILLE, FLA. • POTTER'S HOUSE CHRISTIAN ACADEMY (UNIV. OF NORTH CAROLINA)

MAJOR: FAMILY, YOUTH AND COMMUNITY SCIENCES

Antoinette Bannister enrolled at the University of Florida in January 2013 and began coursework on Jan. 11, 2013 ... eligible to compete for the Gators in the fall of 2013 with sophomore eligibility ... spent the 2012 fall semester at the University of North Carolina, where she played in eight of 14 games ... rated as the No. 26 overall recruit by the All-Star Girls Report and No. 59 by ESPN's HoopGurlz ... nickname is "Bree"

FRESHMAN YEAR AT NORTH CAROLINA (2012-13)

- Played in eight of the first 14 games before transferring to UF after the fall semester
- Averaged 4.3 points, 1.6 rebounds and 1.0 assists while playing 8.6 minutes per game with the Tar Heels, netting a game-high 13 points in the Dec. 16 win at Coastal Carolina when she played 19 minutes, hitting 4-of-7 from the floor, including 3-of-5 from beyond the arc and both free throw attempts.

HIGH SCHOOL

- Graduated June of 2012 from The Potter's House Christian Academy, where she was coached by her father, Tony Bannister
- Voted the 2010, 2011 and 2012 NCSAA (National Christian School Athletic Association) National Player of the Year in the Large-School Division
- Rated as the No. 26 overall recruit by the All-Star Girls Report and No. 59 by ESPN's HoopGurlz
- Set the state of Florida's all-time prep scoring record with 4,758 points
- Because PHCA was not a member of the Florida High School Athletic Association (FHSAA) and as a result not part of the National Federation of High School Associations, Bannister's statistical

accomplishments are not recognized nationally. If they had been, Bannister's 4,758 career points would rank second nationally behind Goodrich (TX) High's Adrian McGowen, who recorded 5,424 points from 2003-06. According to ESPN's HoopGurlz, "Bannister's 657 threes made would rank first nationally if it were acknowledged by the NHSF, well ahead of current record of 500, set by Ashley Wirtzberger of Gila Bend (Ariz.) from 2007-10. Her assist totals also would be enough for top honors in the national career list, ahead of the current record of 1,169 assists set by Mary Johnson of Longview (Texas), set from 1980-83"

- At the end of her illustrious high school career, Bannister was honored all four years to the five-member National Association of Christian Athletes (NACA) All-America Girls Division 1 Team, was a 2012 Second-Team All-American by USA Today and tabbed an honorable mention All-American by MaxPreps in 2012
- During her senior year, guided the Christian Lions to a 24-7 record and the 2012 National Christian School Athletic Association (NCSAA) Basketball Championship, scoring 35 points in a 72-64 win against Life Center Academy to capture the best-of-three series and the title
- PHCA won the NCSAA Basketball championship all four years with Bannister on the court
- During junior year at PHCA, Bannister averaged 27.2 points, 7.5 steals, 7.1 rebounds and 5.2 assists per game, while shooting a sizzling 69 percent from the floor overall, 67 percent from the three-point arc and hitting 92 percent of her free throw attempts, helping the Christian Lions compile a 37-1 record
- Participated in the invitation-only

American Family Insurance National High School Slam Dunk & 3-Point Championships in 2012 in New Orleans, where she finished third; totaled a tournament-high 21 points in the opening round, advanced to the semifinal and just missed reaching the final round

- During a game on Jan. 30, 2012, against Gill St. Bernard's (NJ), Bannister totaled 51 points, 11 rebounds, seven steals and five assists
- In the final game of her stellar prep career, scored 45 points with 14 rebounds and eight steals in a four-point win against IMG Academy

#5 ANTOINETTE BANNISTER

2012-13 Season & Career Highs

Pts	13 at Coastal Carolina, 12/16/12
Rbs	5 at Coastal Carolina, 12/16/12
Ast	4 at Coastal Carolina, 12/16/12
Stl	2 vs UNC Asheville, 11/25/12
Blk	0
Min	19 at Coastal Carolina, 12/16/12
FG	4 at Coastal Carolina, 12/16/12
FGA	8 vs East Tenn. State, 12/28/12
3FG	3 at Coastal Carolina, 12/16/12
3FGA	5-3 times, last vs. East Tenn. St., 12/28/12
FT	3 vs La Salle, 11/24/12
FTA	4 vs La Salle, 11/24/12
Dbl Fig Scoring Games-	1 in 2012-13

CAREER STATISTICS

Year	GP-GS	Min/Avg	FG-FGA	Pct	3FG-FGA	3Pct	FT-FTA	Pct	OR-DR	TotR	R-Avg	PF-FO	Ast	TO	Blk	Stl	Pts/Avg
2012-13*	8-0	69/8.6	11-31	.355	6-21	.286	6-7	.857	2-11	13	1.6	3-0	8	8	0	3	34/4.3
TOTAL	8-0	69/8.6	11-31	.355	6-21	.286	6-7	.857	2-11	13	1.6	3-0	8	8	0	3	34/4.3

*at Univ. of North Carolina

2013-14 GATORS: ANTOINETTE BANNISTER

#15 ANTOINETTE BANNISTER

2012-13 Opponent^	Date	GS	Min	FG-FGA	Pct	3FG-FGA	3Pct	FT-FTA	Pct	OR	DR	REB	Avg	PF	FO	A	TO	Blk	Stl	Pts	Avg
LA SALLE	11/24/12		5	0-2	.000	0-2	.000	3-4	.750	0	1	1	1.0	0	0	0	1	0	0	3	3.0
UNC ASHLVILLE	11/25/12		14	3-7	.429	1-5	.200	0-0	.000	0	2	2	1.5	0	0	2	0	0	2	7	5.0
at Tennessee	12/02/12		5	0-2	.000	0-1	.000	0-0	.000	0	0	0	1.0	0	0	0	2	0	0	0	3.3
RADFORD	12/05/12		2	1-1	1.000	0-0	.000	0-0	.000	0	0	0	0.8	1	0	0	0	0	0	3	3.3
at Coastal Carolina	12/16/12		19	4-7	.571	3-5	.600	2-2	1.000	1	4	5	1.6	0	0	4	3	0	1	13	5.2
vs East Carolina	12/19/12		7	1-3	.333	0-1	.000	1-1	1.000	-	1	1	1.5	1	0	1	1	0	0	3	4.8
EAST TENNESSEE STATE	12/28/12		11	2-8	.250	1-5	.200	0-0	.000	1	3	4	1.9	0	0	1	0	0	0	5	4.9
at Clemson	12/30/12		6	0-1	.000	0-1	.000	0-0	.000	0	0	0	1.6	1	0	0	1	0	0	0	4.3
Totals - 8 GP		0	69	11-31	.355	6-21	.286	6-7	.857	2	11	13	1.6	3	0	8	8	0	3	34	4.3

^at Univ. of North Carolina

2013-14 GATORS



#10 JATERRA BONDS

5-7 • SENIOR • GUARD

GAINESVILLE, FLA. • P.K. YONGE DEVELOPMENTAL RESEARCH SCHOOL

MAJOR: TELECOMMUNICATIONS MEDIA AND SOCIETY

Name Pronunciation: ja-TEAR-ah

Jatterra Bonds grew up in the shadows of the University of Florida, attending P.K. Yonge, which also is located in Gainesville ... plays with an edge ... a smart ball-player who can shoot the three, is good in transition and is a very quick defender ... committed to the Gators early in her junior year ... 2013 All-Southeastern Conference Honorable Mention (media) ... 2013 SEC Academic Honor Roll ... 2013 SEC Community Service Team ... voted to the 2011 SEC All-Freshman Team by the league's coaches ... earned a spot on the 2011 SEC Freshman Academic Honor Roll ... on pace to earn Bachelor's degree in Spring 2014

CAREER NOTES

- Played in all 104 games during three-year Gator career and started 83
- Ended the 2012-13 season having started 70 consecutive games - the fourth-longest streak in program history
- Set UF season record for minutes played (1,258), free throws made (140) and free throws attempted (181)
- Set UF season record by a junior games played (37), games started (37), minutes played (1,258), free throws made (140) and free throws attempted (181)
- 22nd Gator to score 1,000 career points, as she drilled a three-pointer with 3:54 remaining in the first half of the March 8, 2013, SEC Tournament Quarterfinal game against Tennessee; ended game with 18 points in the game and 1,108 in her career

- Set UF freshman record for games played (34)
- Ranked second for three-pointers made by a freshman (53)
- Twice tied UF freshman record for three-pointers in a game (5, at Charlotte and vs. Georgia Feb. 27, 2011)
- UF's leading scorer in a game 20 times, rebounder in 5 games and assists leader in 41 games
- Five 20-point scoring games
- 56 double-figure scoring games
- Scored in every game except three in her career

JUNIOR YEAR (2012-13)

- 2013 All-SEC Honorable Mention Team (media)
- Voted Most Valuable Player (team award)
- Only player who started all 37 games
- Scored in every game except one (vs. Savannah St., Dec. 20)
- Led the Gators in scoring (13.1 ppg), minutes played (1,258, 34.0 mpg), free throws made (140) and attempted (181); second in assists (124)
- UF's leading game scorer in eight of its 16 SEC regular-season games
- Averaged a team-best 14.4 points in SEC games and converted 70-of-91 free throws (76.9%)
- Among all SEC athletes (all games), ranked No. 12 for scoring, No. 12 for

assists, No. 4 for free throw percentage, No. 12 to assist/turnover ratio and tied for No. 4 for minutes played

- Scored in double figures in the last 10 games
- Led team with 16 possible three-point plays, hitting 12-of-16 free throws
- During five-game WNIT run, averaged 16.0 points, 3.6 rebounds and 3.8 assists, while hitting 53.7 percent from the floor and 79.2 percent (19-24) from the free throw line
- Set UF season record for minutes played (1,258), free throws made (140) and free throws attempted (181)
- Set UF season record by a junior minutes played, free throws made and free throws attempted
- With 6:33 remaining in the win at James Madison (March 30), converted her 136th free throw of the year and passed the Gator's season record held by Sha Brooks during the 2008-09 campaign
- In the five-point win at James Madison (March 30) in the WNIT quarterfinal, scored 20 points, including 7-of-8 free throws with the last four coming in the final 23.4 seconds that sealed the five-point victory; also had a team-best five assists
- In the WNIT round of 16 two-point win at Charlotte (March 27) hit the game-winning jumper with two seconds remaining after converting one free throw with 20.1 seconds remaining that tied the game,

finishing with a team-high 15 points and four assists; the missed free throw attempt was her 172 attempt of the season that set a new program record, passing the 171 tries by Sha Brooks (2008-09) and Vanessa Hayden (2003-04)

- Attempted at least 10 free throws in seven games, most recently a 9-of-11 showing at FIU (March 21) as part of 19 points; also a 10-12 effort en route to 17 points - her 50th career double-figure scoring game - in the SEC Tournament second-round win against Arkansas (March 7)
- The 100th game of her career was the WNIT first round win at FIU (March 21), where she scored 19 points and converted 3-of-4 free throws in the final 41 seconds to help seal the victory
- Became the 22nd Gator to score 1,000 career points, as she drilled a three-pointer with 3:54 remaining in the first half of the March 8 SEC Tournament Quarterfinal game against Tennessee; ended with 18 points in the game and 1,108 in her career
- 18th time a Gator has played 1,000 minutes in a season
- Cleared the 950-point mark during her 18-point effort in the win against Arkansas (Feb. 28)
- Topped the 900-career point plateau with her 11th of 17 points at Texas A&M (Feb. 14), when she tied her season-high with eight assists
- Dished the 250th assist of her career in

CAREER STATISTICS: JATERRA BONDS

Year	GP-GS	Min/Avg	FG-FGA	Pct	3FG-FGA	3Pct	FT-FTA	Pct	OR-DR	TotR	R-Avg	PF-FO	Ast	TO	Blk	Stl	Pts/Avg
2010-11	34-13	921/27.1	115-309	.372	53-163	.325	52-76	.684	14-66	80	2.4	63-0	85	114	2	25	335/9.9
2011-12	33-33	967/29.3	94-283	.332	25-113	.221	54-79	.684	13-66	79	2.4	68-0	87	85	0	31	267/8.1
2012-13	37-37	1258/34.0	164-377	.435	18-64	.281	140-181	.773	36-102	138	3.7	75-5	125	124	2	46	486/13.1
TOTAL	104-83	3146/30.3	373-969	.385	96-340	.282	246-336	.732	63-234	297	2.9	206-5	297	323	4	102	1088/10.5

SEC ONLY STATISTICS: JATERRA BONDS

Year	GP-GS	Min/Avg	FG-FGA	Pct	3FG-FGA	3Pct	FT-FTA	Pct	OR-DR	TotR	R-Avg	PF-FO	Ast	TO	Blk	Stl	Pts/Avg
2010-11	16-8	446/27.9	48-147	.327	25-77	.325	22-30	.733	7-38	45	2.8	28-0	32	61	2	11	143/8.9
2011-12	16-16	471/29.4	37-130	.285	10-51	.196	19-30	.633	5-25	30	1.9	35-0	36	40	0	13	103/6.4
2012-13	16-16	579/36.2	77-175	.440	7-24	.292	70-91	.769	17-41	58	3.6	34-2	48	62	1	18	231/14.4
TOTAL	48-40	1496/31.2	162-452	.358	42-152	.276	111-151	.735	29-104	133	2.8	97-2	116	163	3	42	477/9.9

2013-14 GATORS: JATERRA BONDS

the win at Auburn (Feb. 10), where she scored all 11 of her points during the second half and from the free throw line (on 14 attempts)

- Moved into 10th place all-time for three-pointers (87) with her one trey versus Alabama (Feb. 3)
- At Missouri (Jan. 31) played all 40 minutes, marking the first time in her career she has played an entire game (played 42 minutes in an overtime game); dished six assists with seven points
- Required three stitches in her right elbow following the win at Mississippi State (Jan. 10) after a hard foul sent her to the floor; needed to leave the court because she was bleeding with 57.8 seconds remaining and wasn't able to shoot the free throws but did return and ended the game with a team-high 17 points
- Converted a career-best 17 consecutive free throws (from Dec. 16 - Jan. 6); run ended when she missed her fifth of eight attempts vs. LSU (Jan. 6)
- Scored a game-high 19 points vs. LSU when she sank a driving, athletic bucket with 29 seconds remaining and then sealed the victory with two free throws with four seconds remaining that ended the game's scoring in UF's 77-72 win
- Scored a game and season-high 21 points in the tough loss at No. 6 Kentucky (Jan. 3), when she tied a program record by sinking 11-of-11 from the free throw line along with three assists
- In the championship game of the Gator Holiday Classic against Central Michigan (Dec. 21), dished a season and game-high eight assists, while scoring 15 points on 7-of-8 shooting with five rebounds, but was whistled for three fouls - including a technical - in a three-second span, and with 7:59 remaining fouled out of the game for the first time in her collegiate career
- Instrumental in both of UF's big runs in its first road win of the year (at La Salle, Dec. 16): first drilling two three-points in the final 37 seconds of the first half to cap a 10-0 run; and converted two layups, with the second resulting in a three-point play as part of a 13-0 run in the second half that helped the Gators assume a 19-point lead
- Converted 12-of-15 free throws in the seven-point win vs. Pacific (Dec. 7), with the 12 makes tied for the fourth-most in program history; also totaled a game-high 20 points - the third 20-point game in her career - and reached the 700-point plateau for her career, while collecting five rebounds (which put her at the 200-rebound career mark), three assists and drew two charges
- At Michigan (Dec. 1) played in the 75th game of her career, when she dished two

assists and reached the 200-assist mark for her career

- Knocked down all three free throws after getting fouled attempting a three-pointer at Florida State (Nov. 15) for a different type of 3-point-play
- Converted three three-point plays in a 3:58 span against Georgia State (Nov. 11)
- Tied a career-high with four steals and scored a season-high 17 points against Georgia State (Nov. 11), the most points she has scored since March 24, 2011, when she scored 23 at Charlotte; season-high last year was 16 points
- Despite foul trouble, scored eight points with four rebounds in 20 minutes in the season-opening win against Fairfield
- Entered the season as the only Gator with collegiate experience in the backcourt
- 28 double-figure scoring games ... scored in UF's last 25 games ... scoring leader in 12 games ... assist leader in 19 games ... three 20-point scoring games

SOPHOMORE YEAR (2011-12)

- One of five Gators to appear in all 33 games and only one to start every game during the year
- Scored in every game except two
- Averaged second-most minutes played per game (29.3 mpg), behind Jordan Jones
- Team's fourth-leading scorer (8.1 ppg), also ranked No. 2 for assists (2.6 apg) and made three-pointers (25) and No. 3 for free throws made per game (1.6 pg) and attempted (2.4 pg)
- Scored in double-figures in a season-long four consecutive games early in the year
- Topped the 600-point mark for her career during the NCAA Second Round game against top-seeded and eventual champion Baylor (March 20)
- Sealed UF's NCAA Second Round upset victory against No. 16/18 Ohio State when she connected on two free throws with 6.7 seconds remaining after the Buckeyes pulled within four points
- Made her first-ever visit to the state of New York when the team competed at the Courtyard LaGuardia Turkey Classic hosted by Long Island University, Nov. 25-26
- Earned a spot on the Gator Holiday Classic All-Tournament Team (hosted by UF), when she scored a season-high 16 points on 7-of-12 shooting from the floor in the championship game against Duquesne (Dec. 21) one day after tying her career-high of nine assists in the win versus Charleston Southern (Dec. 20)
- Career-best showing from the free throw
- line against Hampton (Nov. 22), hitting 9-of-10 en route to 15 points
- Received the 'Charge Award' at the team's postseason banquet for leading the squad in that category
- UF's leading scorer in a game one time, rebounder in one game and assists leader in 15 games
- 11 double-figure scoring games (last: 11 points vs. Ohio State, March 18)

FRESHMAN YEAR (2010-11)

- Voted to the 2011 SEC All-Freshman Team by the league's coaches
- Earned a spot on the SEC Freshman Academic Honor Roll
- Voted by her coaches and teammates as the Most Improved Player
- Appeared in 34 of 35 games, missing the North Florida (Nov. 23) contest due to injury (left ankle sprain)
- Started 13 games and averaged 8.7 points and 2.9 assists in those games
- Scored in every game she played
- First guard off the bench when she didn't start
- Led UF in made field goals (115) and ranked second for scoring (335 points, 9.9 ppg)
- Ranked 12th in SEC (all games) for made three-pointers (53)
- During the two SEC Tournament games, averaged 11.5 points
- In the last five games, averaged a team-leading 15.4 points, hitting 37.5 percent from the three-point arc (12-32) with nine assists
- Two-time SEC Freshman of the Week, most recently honored on Feb. 28 for helping UF to a pair of upset wins, including the regular-season finale against No. 22 Georgia (Feb. 27), when she scored a career-high 22 points, hitting 5-of-10 three-pointers, tied for the most treys in a game by a freshman in program history
- UF's second-leading scorer overall (9.5 ppg); second-most three-pointers (48) and ranks second for assists (83, 2.5 pg)
- In two Postseason WNIT games averaged 16.0 points and hit 5-of-14 three-pointers (35.7%)
- Led UF at FGCU (March 21) with 19 points, converting a career-best 7-of-10 from the free throw line, with two coming with 16.9 second remaining that gave UF a 73-69 lead; sank one more with 6.7 seconds left to secure the victory; scored seven points during an 11-0 run when UF trailed by nine
- Scored five of her eight points with 11:17 remaining in UF's first win at Vanderbilt (Feb. 25) since 2004
- Named SEC Freshman of the Week on Jan. 31 after being UF's leading rebounder in its two games, with a career-high eight coming versus Alabama
- Tied with 12 points for team scoring honors in the win against Alabama (Jan. 27), with her last two coming when she hit both ends of a one-and-one with 51 seconds remaining that increased UF's lead to nine in the six-point victory; also canned a three-pointer with 2:26 remaining that gave UF a six-point lead, as she also collected a career and team-high eight rebounds
- Tallied 11 points on 5-of-9 shooting in the two-point road win at South Carolina (Jan. 9)
- Solid SEC debut in the upset against No. 22/24 Arkansas, scoring nine points and collecting a game- and career-high nine rebounds
- Earned Gator Holiday Classic All-Tournament Team honors, the first individual event award of her career, as she totaled 26 points, 12 assists and shot 52.4 percent (11-21) from the floor during the two-game championship run
- One assist shy of her first career double-double, when she dished nine while scoring 13 points against Alabama State (Dec. 20)
- Made the most of her first collegiate start, scoring 11 points with three assists against Harvard (Dec. 7)
- Scored six points during UF's game-ending 16-4 run that fueled the eight-point win against Old Dominion, as she totaled 10 points, hitting 6-of-6 from the free throw line
- UF's leading scorer in the championship game of Dead River Company Classic win over Navy (Nov. 28), recording 11 points on 4-of-8 shooting, with 2-of-5 from three-point arc and three assists
- Twisted her left ankle with 4:35 remaining in the first half of the game at DePaul (Nov. 18) and did not return; also missed the next game as a result
- Absence at DePaul was felt, as she had scored six points on a pair of treys in 11 minutes and the Gators lost by one
- Impressive collegiate debut during the season-opening win against UCF, as she scored 10 first-half points en route to a team-best 15 points on 4-of-7 shooting, in addition to converting 5-of-8 free throws and collecting four rebounds
- Scored first points in a Gator uniform from the free throw line against UCF, connecting on both with 15:21 left in the first half; her first field goal was a 3-pointer versus the Knights, draining the first of back-to-back treys with 12:20 remaining in the opening frame
- 17 double-figure scoring games (most on

2013-14 GATORS: JATERRA BONDS

the team; most recent was 23 points at Charlotte, March 24)

HIGH SCHOOL

- Graduated June of 2010 from P.K. Yonge Developmental Research School, where she was coached by Willie Powers and by former Gator letterwinner Ash'lea Moore her junior season
- Led the Blue Wave to the state tournament ever year, including in 2010 when the team won the 2010 FHSAA 2A state championship
- Contributed 23 points and nine rebounds in the title game and guided the program to its first high school title since 1983
- During her championship senior campaign, averaged 16.6 points, four assists, five rebounds and was an 85.4-percent foul shooter despite rarely playing more than a half in almost every game due to the Blue Wave's dominance
- Helped P.K. Yonge to a 30-2 record her senior year, when the squad was undefeated against in-state teams
- Topped the 1,000-point plateau toward the end of her sophomore season
- 2010 McDonalds All-American Nominee
- Voted The Florida Dairy Farmers' 2009 and 2010 Class 2A Player of the Year
- Averaged 20.3 points, 4.7 rebounds, 4.0 assists and 3.8 steals per game in 2009, when she rode the Blue Wave to a 28-1 overall record, the team's lone loss was to Miramar Parkway in the Class 3A State Championship game
- Attempted 6.6 free throw per game in hit 72 percent of them her junior year
- Named to the 2009 Class 3A First-Team All-State squad, after honorable mention notice in 2008
- The Gainesville Sun's 2009 Small School Player of the Year
- Selected for Florida-Georgia All-Star game
- 2010 All-Area First Team 1A-2A

- Played during several summers for Essence, which won the 2008 NIKE Nationals, as well as several other tournaments

#10 JATERRA BONDS		
	2012-13 Season	Career Highs
Pts	21 at Kentucky, 1/3/13	23 at Charlotte, 3/24/11
Rbs	7 at FIU, 3/21/13	8-2x last vs. Alabama, 1/27/11
Ast	8-2x last at Texas A&M, 2/14/13	9 vs. Alabama St., 12/20/10
Stl	5 at Drexel, 4/3/13	same
Min	42 vs. Tennessee, 1/13/13	same
FG	7-6x last at Drexel, 4/3/13	9 at Charlotte, 3/24/11
FGA	20 vs Ole Miss, 1/24/13	same
3FG	2-3x last at Winthrop, 3/26/13	5-2x last at Charlotte, 3/24/11
3FGA	5-3x last vs So. Carolina, 1/20/13	11 at Charlotte, 3/24/11
FT	12 vs. Pacific, 12/7/12	same
FTA	15 vs. Pacific, 12/7/12	same
Dbl Fig Scoring Games- 28 in 2012-13 & 56 in UF Career		
20-Point Scoring Games- 3 in 2012-13 & 5 in UF Career		

2013-14 GATORS: JATERRA BONDS

#10 JATERRA BONDS

2010-11 Opponent	Date	GS	Min	FG-FGA	Pct	3FG-FGA	3Pct	FT-FTA	Pct	OR	DR	REB	Avg	PF	FO	A	TO	Blk	Stl	Pts	Avg
UCF	11/13/10		29	4-7	.571	2-3	.667	5-8	.625	0	4	4	4.0	2	0	3	7	0	0	15	15.0
CHARLOTTE	11/15/10		21	1-6	.167	0-4	.000	2-4	.500	0	1	1	2.5	0	0	6	3	0	3	4	9.5
at DePaul	11/18/10		11	2-5	.400	2-2	1.000	0-0	.000	0	0	0	1.7	1	0	0	3	0	0	6	8.3
vs South Alabama	11/26/10		18	3-8	.375	1-4	.250	0-1	.000	1	0	1	1.5	1	0	3	1	0	0	7	8.0
vs Navy	11/27/10		23	4-8	.500	2-5	.400	1-2	.500	0	2	2	1.6	4	0	3	2	0	1	11	8.6
QLD DOMINION	11/30/10		18	2-5	.400	0-3	.000	6-6	1.000	0	0	0	1.3	2	0	2	1	0	1	10	8.8
vs Providence	12/04/10		26	2-4	.500	1-3	.333	0-0	.000	0	0	0	1.1	2	0	4	4	0	2	5	8.3
at Brown	12/05/10		24	1-6	.167	0-5	.000	0-0	.000	0	1	1	1.1	3	0	1	4	0	0	2	7.5
HARVARD	12/07/10	*	21	4-10	.400	1-4	.250	2-2	1.000	0	2	2	1.2	1	0	3	2	0	1	11	7.9
at Hampton	12/10/10	*	32	2-7	.286	2-5	.400	0-0	.000	0	1	1	1.2	2	0	1	5	0	1	6	7.7
ALABAMA STATE	12/20/10	*	32	5-9	.556	3-5	.600	0-0	.000	0	3	3	1.4	1	0	9	1	0	2	13	8.2
ROBERT MORRIS	12/21/10	*	36	6-12	.500	0-5	.000	1-2	.500	1	3	4	1.6	3	0	3	0	0	0	13	8.6
at Florida State	12/28/10	*	27	4-11	.364	2-5	.400	1-2	.500	0	3	3	1.7	0	0	7	3	0	0	11	8.8
ARKANSAS	01/02/11	*	28	3-10	.300	1-3	.333	2-4	.500	0	8	8	2.1	0	0	2	4	0	1	9	8.8
at Auburn	01/06/11	*	34	3-9	.333	1-4	.250	2-2	1.000	1	1	2	2.1	2	0	4	4	0	1	9	8.8
at South Carolina	01/09/11	*	29	5-9	.556	1-2	.500	0-0	.000	0	1	1	2.1	2	0	2	3	0	0	11	8.9
TENNESSEE	01/13/11	*	25	2-11	.182	1-4	.250	1-2	.500	0	2	2	2.1	4	0	0	4	0	2	6	8.8
at Georgia	01/16/11	*	29	3-6	.500	1-2	.500	0-0	.000	1	0	1	2.0	0	0	2	5	0	0	7	8.7
KENTUCKY	01/20/11	*	32	3-8	.375	2-3	.667	1-2	.500	1	0	1	1.9	1	0	2	8	0	0	9	8.7
at LSU	01/23/11		25	2-6	.333	2-6	.333	0-0	.000	0	1	1	1.9	1	0	0	1	0	1	6	8.6
ALABAMA	01/27/11		25	4-12	.333	2-7	.286	2-2	1.000	1	7	8	2.2	1	0	2	4	1	0	12	8.7
at Mississippi State	01/30/11	*	24	1-5	.200	1-3	.333	0-0	.000	0	6	6	2.4	1	0	0	7	0	1	3	8.5
OLE MISS	02/03/11	*	30	2-9	.222	1-5	.200	0-0	.000	0	1	1	2.3	2	0	3	3	0	3	5	8.3
VANDERBILT	02/06/11		24	2-12	.167	1-7	.143	2-2	1.000	0	2	2	2.3	3	0	2	4	0	1	7	8.3
at Tennessee	02/10/11		32	3-12	.250	2-7	.286	2-2	1.000	3	3	6	2.4	1	0	1	3	0	0	10	8.3
at Alabama	02/13/11		29	2-8	.250	1-4	.250	3-3	1.000	0	3	3	2.5	3	0	5	5	1	1	8	8.3
MISSISSIPPI STATE	02/20/11		28	3-8	.375	2-5	.400	3-6	.500	0	2	2	2.4	1	0	2	3	0	0	11	8.4
at Vanderbilt	02/25/11		22	3-10	.300	1-5	.200	1-1	1.000	0	1	1	2.4	3	0	2	2	0	0	8	8.4
GEORGIA	02/27/11		30	7-12	.583	5-10	.500	3-4	.750	0	0	0	2.3	3	0	3	1	0	0	22	8.9
vs Arkansas	03/03/11		28	4-12	.333	1-4	.250	2-4	.500	0	1	1	2.3	3	0	1	3	0	0	11	8.9
vs Tennessee	03/04/11		29	4-9	.444	1-4	.250	3-5	.600	2	2	4	2.3	4	0	4	4	0	2	12	9.0
UMBC	03/18/11		32	5-12	.417	3-9	.333	0-0	.000	1	1	2	2.3	1	0	0	2	0	0	13	9.2
at Florida Gulf Coast	03/21/11		30	5-12	.417	2-5	.400	7-10	.700	0	2	2	2.3	3	0	1	2	0	0	19	9.5
at Charlotte	03/24/11		38	9-19	.474	5-11	.455	0-0	.000	2	2	4	2.4	2	0	2	6	0	1	23	9.9
Totals - 34 GP		13	921	115-309	.372	53-163	.325	52-76	.684	14	66	80	2.4	63	0	85	114	2	25	335	9.9

2011-12 Opponent	Date	GS	Min	FG-FGA	Pct	3FG-FGA	3Pct	FT-FTA	Pct	OR	DR	REB	Avg	PF	FO	A	TO	Blk	Stl	Pts	Avg
MICHIGAN	11/11/11	*	31	2-15	.133	1-6	.167	3-4	.750	1	3	4	4.0	1	0	2	3	0	4	8	8.0
STETSON	11/14/11	*	25	0-3	.000	0-1	.000	4-7	.571	0	3	3	3.5	4	0	1	4	0	0	4	6.0
FLORIDA STATE	11/17/11	*	36	5-12	.417	1-5	.200	3-4	.750	0	6	6	4.3	2	0	2	4	0	2	14	8.7
HAMPTON	11/22/11	*	28	3-13	.231	0-5	.000	9-10	.900	0	2	2	3.8	4	0	1	2	0	0	15	10.3
vs LaSalle	11/25/11	*	26	5-8	.625	1-1	1.000	1-2	.500	0	1	1	3.2	2	0	4	5	0	0	12	10.6
vs Charlotte	11/26/11	*	29	6-11	.545	0-3	.000	0-0	.000	1	1	2	3.0	2	0	2	4	0	2	12	10.8
BELMONT	11/29/11	*	27	3-6	.500	1-2	.500	0-0	.000	0	2	2	2.9	2	0	2	3	0	2	7	10.3
vs Rutgers	12/02/11	*	35	2-8	.250	1-3	.333	3-6	.500	1	1	2	2.8	1	0	3	3	0	0	8	10.0
at San Francisco	12/07/11	*	25	2-9	.222	1-6	.167	2-2	1.000	1	2	3	2.8	1	0	3	2	0	3	7	9.7
at Pacific	12/09/11	*	26	5-11	.455	1-2	.500	2-4	.500	1	1	2	2.7	3	0	4	3	0	0	13	10.0
CHARLESTON SOUTHERN	12/20/11	*	32	2-8	.250	0-4	.000	2-2	1.000	0	2	2	2.6	1	0	9	2	0	0	6	9.6
DUQUESNE	12/21/11	*	30	7-12	.583	2-5	.400	0-0	.000	0	2	2	2.6	0	0	2	1	0	2	16	10.2
SAMFORD	12/28/11	*	30	6-8	.750	3-5	.600	0-0	.000	1	2	3	2.6	1	0	4	0	0	2	15	10.5
KENTUCKY	01/01/12	*	30	4-11	.364	1-3	.333	1-2	.500	0	2	2	2.6	3	0	1	4	0	0	10	10.5
at Ole Miss	01/05/12	*	28	0-6	.000	0-3	.000	0-0	.000	0	2	2	2.5	2	0	4	2	0	2	0	9.8
SOUTH CAROLINA	01/08/12	*	34	3-12	.250	0-3	.000	0-0	.000	0	2	2	2.5	4	0	0	4	0	1	6	9.6
at Georgia	01/12/12	*	29	2-10	.200	1-6	.167	2-3	.667	0	2	2	2.5	4	0	3	2	0	3	7	9.4
LSU	01/15/12	*	28	2-11	.182	0-4	.000	5-7	.714	1	0	1	2.4	3	0	0	0	0	0	9	9.4
ALABAMA	01/19/12	*	28	3-9	.333	1-4	.250	1-1	1.000	0	2	2	2.4	0	0	1	0	0	1	8	9.3
at Kentucky	01/22/12	*	33	3-7	.429	2-3	.667	2-3	.667	1	1	2	2.4	4	0	0	4	0	0	10	9.4
at Arkansas	01/29/12	*	37	1-8	.125	0-3	.000	1-2	.500	0	2	2	2.3	1	0	4	3	0	0	3	9.0
at LSU	02/02/12	*	35	4-8	.500	0-4	.000	1-2	.500	0	3	3	2.4	2	0	5	2	0	2	9	9.0
OLE MISS	02/05/12	*	19	1-6	.167	0-3	.000	3-3	1.000	1	2	3	2.4	3	0	3	1	0	0	5	8.9
AUBURN	02/09/12	*	29	4-5	.800	1-1	1.000	3-5	.600	1	1	2	2.4	1	0	4	5	0	1	12	9.0
at South Carolina	02/12/12	*	23	1-6	.167	1-1	1.000	0-0	.000	0	0	0	2.3	2	0	0	3	0	0	3	8.8
at Vanderbilt	02/16/12	*	35	3-10	.300	1-3	.333	0-2	.000	1	1	2	2.3	2	0	3	4	0	0	7	8.7
GEORGIA	02/19/12	*	29	2-8	.250	1-5	.200	0-0	.000	0	2	2	2.3	1	0	1	1	0	0	5	8.6
MISSISSIPPI ST.	02/23/12	*	28	4-10	.400	1-3	.333	0-0	.000	0	3	3	2.3	1	0	3	2	0	2	9	8.6
at Tennessee	02/26/12	*	26	0-3	.000	0-2	.000	0-0	.000	0	0	0	2.2	2	0	4	3	0	1	0	8.3
vs Auburn	03/01/12	*	25	0-5	.000	0-2	.000	3-4	.750	0	3	3	2.2	1	0	2	1	0	0	3	8.1
vs Kentucky	03/02/12	*	35	4-10	.400	1-4	.250	0-0	.000	1	5	6	2.4	4	0	5	4	0	0	9	8.1
vs Ohio State	03/18/12	*	28	3-6	.500	2-3	.667	3-4	.750	0	2	2	2.3	1	0	2	1	0	0	11	8.2
vs Baylor	03/20/12	*	28	2-8	.250	0-5	.000	0-0	.000	1	3	4	2.4	3	0	3	3	0	1	4	8.1
Totals - 33 GP		33	967	94-283	.332	25-113	.221	54-79	.684	13	66	79	2.4	68	0	87	85	0	31	267	8.1

2013-14 GATORS: JATERRA BONDS

2012-13 Opponent	Date	GS	Min	FG-FGA	Pct	3FG-FGA	3Pct	FT-FTA	Pct	OR	DR	REB	Avg	PF	FO	A	TO	Blk	Stl	Pts	Avg	
FAIRFIELD	11/09/12	*	20	2-4	.500	0-1	.000	4-4	1.000	0	4	4	4.0	4	0	2	4	0	1	8	8.0	
GEORGIA STATE	11/11/12	*	28	6-12	.500	1-1	1.000	4-5	.800	0	5	5	4.5	1	0	4	6	0	4	17	12.5	
at Florida State	11/15/12	*	36	4-11	.364	0-2	.000	5-7	.714	1	0	1	3.3	4	0	6	5	0	1	13	12.7	
NORTH FLORIDA	11/19/12	*	26	3-8	.375	1-5	.200	1-1	1.000	0	2	2	3.0	2	0	4	0	0	1	8	11.5	
vs NC State	11/23/12	*	38	2-6	.333	0-1	.000	2-2	1.000	2	4	6	3.6	1	0	2	3	0	1	6	10.4	
vs Northern Iowa	11/24/12	*	32	4-5	.800	0-0	.000	2-4	.500	0	2	2	3.3	0	0	5	5	0	0	10	10.3	
vs Arizona State	11/25/12	*	36	4-12	.333	0-3	.000	3-6	.500	4	2	6	3.7	0	0	3	3	0	0	11	10.4	
at Michigan	12/01/12	*	28	2-15	.133	0-5	.000	2-2	1.000	3	3	6	4.0	2	0	2	4	0	1	6	9.9	
TROY	12/04/12	*	30	0-6	.000	0-1	.000	3-4	.750	0	4	4	4.0	0	0	2	4	0	1	3	9.1	
PACIFIC	12/07/12	*	37	4-8	.500	0-1	.000	12-15	.800	2	3	5	4.1	1	0	3	2	0	1	20	10.2	
at La Salle	12/16/12	*	32	5-8	.625	2-2	1.000	1-1	1.000	1	2	3	4.0	4	0	5	2	1	3	13	10.5	
SAVANNAH ST.	12/20/12	*	22	0-8	.000	0-3	.000	0-0	.000	0	1	1	3.8	0	0	5	1	0	3	0	9.6	
CENTRAL MICHIGAN	12/21/12	*	31	7-8	.875	1-1	1.000	0-0	.000	0	5	5	3.8	5	1	8	5	0	2	15	10.0	
HOLY CROSS	12/28/12	*	29	5-11	.455	0-0	.000	0-0	.000	1	1	2	3.7	0	0	3	0	0	0	10	10.0	
at KENTUCKY	01/03/13	*	37	5-10	.500	0-1	.000	11-11	1.000	0	4	4	3.7	4	0	3	4	0	1	21	10.7	
LSU	01/06/13	*	38	6-13	.462	0-3	.000	7-8	.875	0	3	3	3.7	1	0	5	7	0	3	19	11.3	
at Mississippi State	01/10/13	*	37	4-8	.500	1-1	1.000	8-10	.800	0	6	6	3.8	1	0	2	5	0	1	17	11.6	
TENNESSEE	01/13/13	*	42	7-15	.467	1-2	.500	3-4	.750	1	3	4	3.8	2	0	3	5	0	2	18	11.9	
SOUTH CAROLINA	01/20/13	*	39	6-16	.375	1-5	.200	3-6	.500	1	3	4	3.8	2	0	0	0	0	1	16	12.2	
OLE MISS	01/24/13	*	34	6-20	.300	0-1	.000	4-7	.571	4	2	6	4.0	4	0	0	3	0	1	16	12.4	
at Georgia	01/27/13	*	33	3-10	.300	0-0	.000	0-0	.000	2	3	5	4.0	0	0	2	3	0	1	6	12.0	
at Mizzou	01/31/13	*	40	3-9	.333	0-0	.000	1-2	.500	1	3	4	4.0	0	0	6	3	1	1	7	11.8	
ALABAMA	02/03/13	*	26	4-6	.667	1-1	1.000	7-11	.636	1	0	1	3.9	0	0	2	3	0	1	16	12.0	
at Auburn	02/10/13	*	36	0-4	.000	0-2	.000	11-14	.786	1	4	5	3.9	2	0	4	4	0	2	11	12.0	
at Texas A&M	02/14/13	*	38	7-16	.438	0-1	.000	3-3	1.000	2	3	5	4.0	4	0	8	0	0	0	17	12.2	
GEORGIA	02/17/13	*	36	5-13	.385	0-1	.000	4-5	.800	1	2	3	3.9	2	0	1	7	0	1	14	12.2	
VANDERBILT	02/21/13	*	37	3-7	.429	0-1	.000	2-4	.500	0	0	0	3.8	5	1	2	4	0	1	8	12.1	
at Alabama	02/24/13	*	33	6-8	.750	1-1	1.000	2-2	1.000	2	4	6	3.9	2	0	4	4	0	0	15	12.2	
ARKANSAS	02/28/13	*	37	7-12	.583	1-2	.500	3-3	1.000	0	1	1	3.8	0	0	3	1	0	1	18	12.4	
at South Carolina	03/03/13	*	36	5-8	.625	1-2	.500	1-1	1.000	1	0	1	3.7	5	1	3	9	0	1	12	12.4	
vs Arkansas	03/07/13	*	35	3-10	.300	1-2	.500	10-12	.833	1	4	5	3.7	0	0	1	3	0	0	17	12.5	
vs Tennessee	03/08/13	*	39	7-16	.438	2-3	.667	2-3	.667	1	4	5	3.8	5	1	3	1	0	0	18	12.7	
at FIU	03/21/13	*	36	5-9	.556	0-0	.000	9-11	.818	2	5	7	3.8	3	0	5	1	0	0	19	12.9	
at Winthrop	03/25/13	*	29	4-5	.800	2-3	.667	2-2	1.000	0	3	3	3.8	0	0	4	1	0	1	12	12.9	
at Charlotte	03/27/13	*	38	7-15	.467	0-2	.000	1-2	.500	1	2	3	3.8	1	0	4	5	0	2	15	12.9	
at James Madison	03/30/13	*	39	6-12	.500	1-3	.333	7-8	.875	0	4	4	3.8	3	0	5	2	0	1	20	13.1	
at Drexel	04/03/13	*	38	7-13	.538	0-1	.000	0-1	.000	0	1	1	3.7	5	1	1	5	0	5	14	13.1	
Totals - 37 GP			37	1258	164-377	.435	18-64	.281	140-181	.773	36	102	138	3.7	75	5	125	124	2	46	486	13.1

2013-14 GATORS



#15

VIKTORIJA DIMAITE

6-4 • REDSHIRT-SOPHOMORE • CENTER

PANEVEZYS, LITHUANIA • THE ROCK (FLA.) SCHOOL

MAJOR: ANTHROPOLOGY AND CRIMINOLOGY (DUAL MAJOR)

Name Pronunciation: Victoria dee-uh-MON-tae

Hometown Pronunciation: pah-nyeah-V-jezzs

In two seasons in Gainesville, **Viktorija Dimaite** has yet to play a game as injuries have prevented her from seeing any action ... upon signing with UF, Dimaite's plan with the Gator coaching staff had always been to redshirt the 2011-12 season to develop her strength and get physically stronger, however, the day before the 2011 Under-20 European Championships were to begin, Dimaite dislocated her right ankle and was unable to play with her native Lithuanian U20 team that was set to compete ... six days prior to the start of the 2012-13 campaign she suffered a season-ending knee injury ... since stepping foot on campus for the 2011 fall semester, has been rehabilitating her injury and developing her strength and taking the time to get physically stronger in order to become more effective in battling Southeastern Conference post players ... typical of European post players, is very mobile and finds her way to the basket ... her size and length make her a formidable shot blocker and give her the ability to alter shots in the

paint ... during her two years attending and playing for a U.S. high school – The Rock School in Gainesville – led the team to a state and national championship ... fluent in Lithuanian and English ... first-ever Gator from Lithuania, which is 5,223 miles from Gainesville ... enrolled at UF for the fall of 2011 semester that began August 22 ... goes by the nickname "Vick-tah"

REDSHIRT-FRESHMAN YEAR (2012-13)

- Tore the ACL and medial meniscus in her left knee in a non-contact drill during practice on Sat., Nov. 3, 2012, and missed the entire season
- Underwent surgery on her knee November 28, 2012 in Gainesville

FRESHMAN YEAR (2011-12)

- Received a medical-redshirt for the season
- Did not play in any games
- Visited the state of New York for the first time ever when she accompanied the team to the Courtyard LaGuardia Turkey Classic hosted by Long Island University, Nov. 25-26

HIGH SCHOOL

- Graduated from The Rock School located in Gainesville, Fla., in May of 2011
- Helped the Lady Lions capture the 2011 National Association of Christian Athletes (NACA) Division IA national championship, where Dimaite was the title game's leading rebounder with eight and shot-blocker with six
- Tallied a double-double with 12 points and 12 boards in the 2011 national semifinal game, after posting a 19 point-17-rebound performance in the national quarterfinal round
- Led The Rock School to the 2010 Class 1A girl's basketball state championship over Hollywood Christian, 51-48
- In the championship game scored 15 points to cap off a 30-2 season, when she averaged 14.5 points and 9.3 rebounds for head coach Fabian Chapov

INTERNATIONAL EXPERIENCE

- Dimaite was a member of the 2011 Lithuanian Under-20 Team, but tore ligaments in her right ankle and was unable to compete in any events

- Member of the Lithuanian Under-16 team national team that competed in the 2008 European Championships and on the Under-18 team in the 2009 European Championships

2013-14 GATORS



#22 KAYLA LEWIS

5-11 • REDSHIRT-JUNIOR • GUARD

DECATUR, GA. • SOUTHWEST DEKALB HIGH SCHOOL

MAJOR: PSYCHOLOGY

Kayla Lewis is UF's leading returning rebounder for the 2013-14 season, collecting 5.5 per game last year ... enjoyed a relatively healthy 2012-13 after injuries severely limited her play during her first two seasons at UF ... had a tough start to her collegiate career, as she was forced to the sideline following three games into her sophomore year (2011-12) after her freshman season (2010-11) was limited due to injury, as she missed 19 games ... is long, athletic and very versatile on the basketball court ... member of a number of championship teams, helping Southwest DeKalb High School capture the Class 4A Georgia state championship her final three seasons ... can dunk a tennis ball ... when she was in the fifth grade, drew a comic strip of herself that depicted her winning a college basketball national championship and being interviewed postgame by Dick Vitale ... her jersey was chosen to be in the 2010 Ring of Honor at the National Women's Basketball Hall of Fame ... 2010 Gatorade Georgia High School Player of the Year ... 2010 Miss Georgia Basketball ... earned a spot on the 2011 Southeastern Conference Freshman Academic Honor Roll ... 2013 SEC Academic Honor Roll ... measured during the 2012 fall with a team-best 32.5-inch vertical jump ... earned a spot on the 2011 and 2012 SEC Community Service Team ... on pace to earn her Bachelor's degree in Spring 2014

CAREER NOTES

UF's leading scorer in a game 6 times ... leading rebounder in 11 games ... 15 double-figure scoring games ... 3 double-

doubles

REDSHIRT-SOPHOMORE YEAR (2012-13)

- Played in all 37 games
- Started the first nine games; and 21 overall
- Scored in every game except three (at Drexel, April 3; at Texas A&M, Feb. 14; vs. Arizona State, Nov. 25)
- On team ranked No. 4 for scoring, No. 2 for field goal percentage, No. 3 for rebounds, No. 3 for blocked shots, No. 4 for free throw percentage, No. 4 for made free throws and No. 5 for free throws attempted
- Ranked third on the team with nine possible three-point plays, hitting 4-of-9 free throws
- Played just two minutes in the season-finale at Drexel because of an ankle injury suffered the previous game
- Rolled her ankle with 15:59 left in the five-point WNIT quarterfinal win at James Madison (March 30) and did not return
- Her 12th double-figure scoring game of the year was a 15-point performance in the WNIT second-round win at Winthrop (March 26), where hit 6-of-10 shots from the floor and all three free throw attempts, while collecting five rebounds
- Topped the 350-career point plateau during the WNIT first round win at FIU (March 21), when she also collected a team-best eight rebounds to top the

250-career rebound mark in her post-season debut

- Calmly knocked down two free throws with 21.3 seconds remaining and gave UF a 73-68 lead and helped seal the win vs. FIU
- Posted the third double-double of the year with 14 points and 11 rebounds in the win at Alabama (Feb. 24), helping UF overcome a 13-point deficit with 10:17 remaining
- Had scored in 17 consecutive games until being shutout at Texas A&M (Feb. 14), where she missed all three attempts from the floor
- Scored her 300th career point during the win vs. Alabama (Feb. 3)
- Stepped up with the injury to senior star Jennifer George, collecting a team-best 10 rebounds with eight points at Georgia (Jan. 27), scoring a career-high 23 points with seven rebounds against Ole Miss (Jan. 24), collecting eight rebounds against South Carolina (Jan. 20), 11 rebounds with five points and two steals versus No. 9 Tennessee (Jan. 13) and scoring 12 points with nine rebounds at Mississippi State (Jan. 10) for her eighth double-figure scoring game of the year
- Drilled a big three-pointer midway through the second half during UF's 11-0 run that helped the Gators erase a nine-point deficit in the win against LSU (Jan. 6) and finished with 10 points and six rebounds

- In the championship game of the Gator Holiday Classic against Central Michigan (Dec. 21), scored a career and game-high 18 points on 8-of-13 shooting, while collecting a game-high 10 rebounds (4 on the offensive end) for her second double-double of the year and her career
- Against Pacific (Dec. 7), came off the bench for the first time and responded with a career-high 15 points on 6-of-10 shooting while collecting six rebounds
- Had scored in 16 consecutive games that she has played before being shutout against Arizona State (Nov. 25), missing all three shot attempts
- Led UF with eight rebounds in win against Northern Iowa (Nov. 24), also scoring 11 points
- Only Gator who scored in double-figures in each of the first three games this season
- Tallied her first career double-double with 11 points and a career-high 12 rebounds versus Georgia State (Nov. 11)
- Against Fairfield shared team-high scoring honors of 12 points with Vicky McIntyre
- * Collected a career-high four steals against Fairfield (Nov. 9, 2012)

- 12 double-figure scoring games ... UF's leading scorer in 4 games ... leading rebounder in 11 games ... 3 double-doubles ... did not score in UF's last game

CAREER STATISTICS: KAYLA LEWIS

Year	GP-GS	Min/Avg	FG-FGA	Pct	3FG-FGA	3Pct	FT-FTA	Pct	OR-DR	TotR	R-Avg	PF-FO	Ast	TO	Blk	Stl	Pts/Avg
2010-11	16-6	297/18.6	34-97	.351	8-28	.286	14-23	.609	17-37	54	3.4	28-0	7	16	8	8	90/5.6
2011-12	3-1	57/19.0	8-18	.444	1-3	.333	3-4	.750	5-4	9	3.0	4-0	2	4	1	1	20/6.7
2012-13	37-21	738/19.9	107-227	.471	7-33	.212	47-69	.681	74-130	204	5.5	69-1	24	54	20	32	268/7.2
TOTAL	56-28	1092/19.5	149-342	.436	16-64	.250	64-96	.667	96-171	267	4.8	101-1	33	74	29	41	378/6.8

SEC ONLY STATISTICS: KAYLA LEWIS

Year	GP-GS	Min/Avg	FG-FGA	Pct	3FG-FGA	3Pct	FT-FTA	Pct	OR-DR	TotR	R-Avg	PF-FO	Ast	TO	Blk	Stl	Pts/Avg
2010-11	2-0	17/8.5	3-5	.600	2-3	.667	0-0	.000	0-0	0	0.0	5-0	0	1	0	0	8/4.0
2011-12	zero SEC games played																
2012-13	16-8	333/20.8	49-100	.490	2-13	.154	22-33	.667	36-65	101	6.3	38-1	6	23	11	9	122/7.6
TOTAL	18-8	350/19.4	52-105	.495	4-16	.250	22-33	.667	36-65	101	5.6	43-1	6	24	11	9	130/7.2

2013-14 GATORS: KAYLA LEWIS

SOPHOMORE YEAR (2011-12)

- Received a medical redshirt the 2011-12 season
- Appeared in the first three games, starting one, before she suffered a stress fracture during the Florida State game (Nov. 17) and did not dress after the third game of the year
- Scored eight points in both of the first two games against Michigan and Stetson, before playing just 13 minutes against the Seminoles when she contributed four points and three rebounds prior to her injury

FRESHMAN YEAR (2010-11)

- Appeared in the first 14 games and 16 overall
- Started the first six games of the year
- Did not play in 19 games because of injury, including the last 14
- Missed the first five SEC games because of a bone bruise on her right knee (occurred in Nov. 23 game vs. North Florida) and had been listed as day-to-day
- Diagnosed on Jan. 24 with a stress fracture in her right fibula and was sidelined
- SEC debut came against Kentucky (Jan. 20), when she played nine minutes and scored five points on 2-of-3 shooting
- Saw only eight minutes of court time at LSU (Jan. 23), scoring three points
- Scored in every game she has played except one (Navy)
- Collected at least one rebound in every game she played except two (Kentucky & LSU)
- At the time she was diagnosed with the stress fracture, ranked as UF's seventh-leading rebounder (3.4 pg) and third-best guard on the glass (behind Bartley and Allen)
- Tallied a season-high 12 points in the win

against Harvard (Dec. 7), shooting 3-of-4 from the floor and 5-of-9 from the free throw line

- Grabbed a career-high eight rebounds against Brown (Dec. 5)
- Came off the bench for the first time in the win against Old Dominion (Nov. 30) and she responded with a career-best and team-leading 12 points, hitting 6-of-10 from the field
- First double-figure scoring game was a 10-point performance at DePaul, when she had tipped in what appeared to be the game-winning shot, but it was waved off as it came just after the final buzzer
- First true freshman to start a season-opener since Sha Brooks in 2005-06
- First collegiate points were also the first points for the Gators during the 2010-11 season, as she converted one free throw at the 19:10 mark of the season-opening win against UCF
- Earned a spot on the SEC Freshman Academic Honor Roll
- Four double-figure scoring games

HIGH SCHOOL

- Graduated from Southwest DeKalb (Ga.) High School in 2010, finishing academically among the top 10 percent of her class
- 2010 Georgia Gatorade Player of the Year
- Named 2010 Miss Georgia Basketball, as announced by the Atlanta Tipoff Club
- During four-year prep career tallied 1,349 points (13.8 ppg), 691 rebounds (7.1 rpg), 162 steals (1.7 spg), 151 assists (1.5 apg) and 140 blocked shots (1.4 pg), while shooting 52 percent from the floor
- Led SWDHS in 2010 to a successful defense of its Class AAAA State Championship, scoring 20 points in the final versus Northwest Whitfield at Gwinnett Arena en route to the Panthers winning

their third consecutive state title

- In the 2009 title game, totaled 16 points and 15 rebounds against Fayette County and was named MVP of the 2009 state tournament
- Her senior year averaged 14.5 points and 6.9 rebounds, after contributing 16.3 points and 9.1 rebounds her junior season
- 2009 and 2010 Georgia Sportswriters Association All-State Class 4A first team selection
- A 2010 Georgia Athletic Coaches Association North/South Senior All-Star Game selection and selected for Florida-Georgia All-Star game
- Coached at SW DeKalb by Kathy Richie-Walton, the 2009 Class AAAA Coach of the Year
- Played during the summer for Georgia Metros
- Her jersey was chosen to be in the 2010 Ring of Honor at the National Women's Basketball Hall of Fame

#22 KAYLA LEWIS

	2012-13 Season	Career Highs
Pts	23 vs Ole Miss, 1/24/13	same
Rbs	12 vs. Georgia St, 11/11/12	same
Ast	3-2x last vs. Georgia St, 11/11/12	same
Stl	4-3x last vs. Savannah St., 12/20	same
Blk	2-4x last at S. Carolina, 3/3/13	3-2x last vs. UNF, 11/23/10
Min	28-2x last at Georgia, 1/27/13	29 vs. Old Dominion, 11/30/10
FG	9 vs Ole Miss, 1/24/13	same
FGA	13-2x last vs Ole Miss, 1/24/13	13-3x last vs Ole Miss, 1/24/13
3FG	2 vs. Fairfield, 11/9/12	2-3x last vs. Fairfield, 11/9/12
3FGA	3 vs. Fairfield, 11/9/12	4 vs. UNF, 11/23/10
FT	4-2x last vs Ole Miss, 1/24/13	5 vs. Harvard, 12/7/10
FTA	6 at Miss. State, 1/10/13	9 vs. Harvard, 12/7/10
Dbl Fig Scoring Games- 12 in 2012-13 & 16 in UF Career		
Dbl Fig Rebound Games- 5 in 2012-13 & in UF Career		
Double-doubles - 3 in 2012-13 & in UF Career		
20-Point Scoring Games- 1 in 2012-13 & in UF Career		

2013-14 GATORS: KAYLA LEWIS

#22 KAYLA LEWIS

2010-11 Opponent	Date	GS	Min	FG-FGA	Pct	3FG-FGA	3Pct	FT-FTA	Pct	OR	DR	REB	Avg	PF	FO	A	TO	Blk	Stl	Pts	Avg
UCF	11/13/10	*	28	3-10	.300	0-2	.000	3-6	.500	3	3	6	6.0	1	0	2	3	3	1	9	9.0
CHARLOTTE	11/15/10	*	28	2-6	.333	0-2	.000	1-1	1.000	2	3	5	5.5	4	0	1	2	0	0	5	7.0
at DePaul	11/18/10	*	24	4-13	.308	1-3	.333	1-1	1.000	2	5	7	6.0	0	0	0	1	0	0	10	8.0
NORTH FLORIDA	11/23/10	*	28	2-9	.222	2-4	.500	0-0	.000	1	2	3	5.3	3	0	0	1	3	2	6	7.5
vs South Alabama	11/26/10	*	25	4-12	.333	0-3	.000	2-2	1.000	1	2	3	4.8	2	0	1	1	2	0	10	8.0
vs Navy	11/27/10	*	10	0-3	.000	0-1	.000	0-0	.000	0	2	2	4.3	0	0	0	2	0	1	0	6.7
OLD DOMINION	11/30/10		29	6-10	.600	0-2	.000	1-2	.500	1	3	4	4.3	2	0	0	1	0	0	13	7.6
vs Providence	12/04/10		21	2-8	.250	2-2	1.000	0-0	.000	0	4	4	4.3	3	0	0	0	0	1	6	7.4
at Brown	12/05/10		19	0-4	.000	0-2	.000	0-0	.000	2	6	8	4.7	2	0	0	0	0	0	0	6.6
HARVARD	12/07/10		19	3-4	.750	1-2	.500	5-9	.556	1	3	4	4.6	1	0	2	2	0	0	12	7.1
at Hampton	12/10/10		15	1-1	1.000	0-0	.000	0-0	.000	0	3	3	4.5	1	0	0	1	0	1	2	6.6
ALABAMA STATE	12/20/10		11	2-5	.400	0-1	.000	0-0	.000	3	0	3	4.3	2	0	0	0	0	2	4	6.4
ROBERT MORRIS	12/21/10		16	1-5	.200	0-1	.000	1-2	.500	1	0	1	4.1	1	0	1	1	0	0	3	6.2
at Florida State	12/28/10		7	1-2	.500	0-0	.000	0-0	.000	0	1	1	3.9	1	0	0	0	0	0	2	5.9
KENTUCKY	01/20/11		9	2-3	.667	1-2	.500	0-0	.000	0	0	0	3.6	2	0	0	1	0	0	5	5.8
at LSU	01/23/11		8	1-2	.500	1-1	1.000	0-0	.000	0	0	0	3.4	3	0	0	0	0	0	3	5.6
Totals - 16 GP		6	297	34-97	.351	8-28	.286	14-23	.609	17	37	54	3.4	28	0	7	16	8	8	90	5.6

2011-12 Opponent	Date	GS	Min	FG-FGA	Pct	3FG-FGA	3Pct	FT-FTA	Pct	OR	DR	REB	Avg	PF	FO	A	TO	Blk	Stl	Pts	Avg
MICHIGAN	11/11/11		20	3-6	.500	1-2	.500	1-2	.500	1	3	4	4.0	1	0	0	2	1	0	8	8.0
STETSON	11/14/11	*	24	3-5	.600	0-1	.000	2-2	1.000	2	0	2	3.0	2	0	1	2	0	1	8	8.0
FLORIDA STATE	11/17/11		13	2-7	.286	0-0	.000	0-0	.000	2	1	3	3.0	1	0	1	0	0	0	4	6.7
Totals - 3 GP		1	57	8-18	.444	1-3	.333	3-4	.750	5	4	9	3.0	4	0	2	4	1	1	20	6.7

2012-13 Opponent	Date	GS	Min	FG-FGA	Pct	3FG-FGA	3Pct	FT-FTA	Pct	OR	DR	REB	Avg	PF	FO	A	TO	Blk	Stl	Pts	Avg
FAIRFIELD	11/09/12	*	28	4-10	.400	2-3	.667	2-2	1.000	3	4	7	7.0	2	0	3	5	1	4	12	12.0
GEORGIA STATE	11/11/12	*	23	4-10	.400	0-2	.000	3-5	.600	4	8	12	9.5	3	0	3	2	0	1	11	11.5
at Florida State	11/15/12	*	24	4-8	.500	0-1	.000	2-3	.667	5	2	7	8.7	1	0	2	2	1	1	10	11.0
NORTH FLORIDA	11/19/12	*	21	3-6	.500	0-2	.000	2-2	1.000	2	4	6	8.0	0	0	2	0	0	0	8	10.3
vs NC State	11/23/12	*	16	1-3	.333	0-0	.000	1-2	.500	1	0	1	6.6	2	0	0	0	1	0	3	8.8
vs Northern Iowa	11/24/12	*	24	5-9	.556	0-0	.000	1-2	.500	0	8	8	6.8	1	0	0	1	0	1	11	9.2
vs Arizona State	11/25/12	*	11	0-3	.000	0-0	.000	0-0	.000	4	1	5	6.6	1	0	1	4	0	1	0	7.9
at Michigan	12/01/12	*	24	2-6	.333	1-3	.333	2-4	.500	2	4	6	6.5	3	0	0	0	1	0	7	7.8
TROY	12/04/12	*	18	1-4	.250	0-0	.000	0-0	.000	1	2	3	6.1	1	0	1	2	1	1	2	7.1
PACIFIC	12/07/12		21	6-10	.600	1-2	.500	2-5	.400	2	4	6	6.1	4	0	0	4	0	1	15	7.9
at La Salle	12/16/12	*	24	3-8	.375	0-0	.000	3-4	.750	2	2	4	5.9	2	0	1	2	0	4	9	8.0
SAVANNAH ST.	12/20/12	*	22	1-3	.333	0-0	.000	0-0	.000	0	3	3	5.7	0	0	0	1	1	4	2	7.5
CENTRAL MICHIGAN	12/21/12	*	25	8-13	.615	0-1	.000	2-2	1.000	4	6	10	6.0	1	0	0	2	0	2	18	8.3
HOLY CROSS	12/28/12	*	20	2-5	.400	0-0	.000	0-0	.000	1	2	3	5.8	2	0	1	2	0	0	4	8.0
at KENTUCKY	01/03/13	*	17	3-7	.429	0-1	.000	2-3	.667	3	3	6	5.8	3	0	0	2	0	0	8	8.0
LSU	01/06/13	*	17	3-4	.750	1-1	1.000	3-4	.750	2	4	6	5.8	4	0	0	0	0	2	10	8.1
at Mississippi State	01/10/13	*	27	4-6	.667	0-0	.000	4-6	.667	4	5	9	6.0	4	0	0	7	2	0	12	8.4
TENNESSEE	01/13/13	*	27	2-6	.333	0-2	.000	1-2	.500	4	7	11	6.3	4	0	2	0	0	1	5	8.2
SOUTH CAROLINA	01/20/13	*	24	2-7	.286	0-1	.000	0-0	.000	2	6	8	6.4	1	0	0	1	0	0	4	7.9
OLE MISS	01/24/13	*	25	9-13	.692	1-3	.333	4-5	.800	4	3	7	6.4	3	0	0	3	1	1	23	8.7
at Georgia	01/27/13	*	28	4-10	.400	0-0	.000	0-1	.000	3	7	10	6.6	3	0	0	1	1	2	8	8.7
at Mizzou	01/31/13	*	18	1-5	.200	0-1	.000	0-2	.000	1	1	2	6.4	1	0	0	1	1	2	2	8.4
ALABAMA	02/03/13		18	3-5	.600	0-0	.000	0-0	.000	2	6	8	6.4	2	0	2	1	2	0	6	8.3
at Auburn	02/10/13		18	1-2	.500	0-1	.000	2-2	1.000	1	2	3	6.3	3	0	1	2	0	0	4	8.1
at Texas A&M	02/14/13		11	0-3	.000	0-1	.000	0-0	.000	0	0	0	6.0	1	0	0	1	0	0	0	7.8
GEORGIA	02/17/13		16	1-5	.200	0-0	.000	2-2	1.000	4	4	8	6.1	1	0	0	0	0	0	4	7.6
VANDERBILT	02/21/13		16	2-3	.667	0-0	.000	0-0	.000	0	1	1	5.9	2	0	0	0	0	1	4	7.5
at Alabama	02/24/13		25	6-10	.600	0-1	.000	2-2	1.000	4	7	11	6.1	0	0	0	0	0	0	14	7.7
ARKANSAS	02/28/13		26	5-10	.500	0-1	.000	1-2	.500	2	6	8	6.2	1	0	0	2	2	0	11	7.8
at South Carolina	03/03/13		20	3-4	.750	0-0	.000	1-2	.500	0	3	3	6.1	5	1	1	2	2	0	7	7.8
vs Arkansas	03/07/13		16	2-4	.500	0-1	.000	0-0	.000	2	0	2	5.9	2	0	0	1	1	1	4	7.7
vs Tennessee	03/08/13		7	0-0	.000	0-0	.000	0-0	.000	0	0	0	5.8	2	0	0	0	0	0	0	7.4
at FIU	03/21/13		20	1-4	.250	0-1	.000	2-2	1.000	1	7	8	5.8	2	0	2	2	1	0	4	7.3
at Winthrop	03/25/13		22	6-10	.600	0-1	.000	3-3	1.000	2	3	5	5.8	1	0	1	0	1	0	15	7.6
at Charlotte	03/27/13		21	4-7	.571	0-1	.000	0-0	.000	1	2	3	5.7	1	0	0	1	0	1	8	7.6
at James Madison	03/30/13		16	1-3	.333	1-2	.500	0-0	.000	1	2	3	5.6	0	0	1	0	0	1	3	7.4
at Drexel	04/03/13		2	0-1	.000	0-0	.000	0-0	.000	0	1	1	5.5	0	0	0	0	0	0	0	7.2
Totals - 37 GP		21	738	107-227	.471	7-33	.212	47-69	.681	74	130	204	5.5	69	1	24	54	20	32	268	7.2

2013-14 GATORS



#25 CHRISTIN MERCER

6-0 • SOPHOMORE • FORWARD

DOUGLASVILLE, GA. • DOUGLAS COUNTY HIGH SCHOOL

MAJOR: EXPLORING SOCIAL & BEHAVIORAL SCIENCE

Christin Mercer played in all 37 games her freshman year, starting 18 total ... enrolled at UF for the 2012 summer semester that began in July ... the 19th Gator from the state of Georgia

FRESHMAN YEAR (2012-13)

- Played in all 37 games, started 18, including the last 15
- Scored in every game except four (vs. Arkansas; vs. Ole Miss; vs. Central Michigan; at La Salle)
- Led the team with a 52.9 field goal percentage (99-187), and ranked No. 3 with 49 steals, No. 6 in scoring, No. 4 in rebounding, No. 4 in free throw attempts and No. 5 in made free throws
- Tied for fifth on the team with six possible three-point plays, hitting 4-of-6 free throws
- In the five-game WNIT run, averaged 8.6 points (No. 3 on team), 5.0 rebounds (tied for No. 2), 2.0 steals (led team) and hit 54.8 percent (17-31) from the floor
- Scored 11 points with six rebounds and two steals in the five-point WNIT Quarterfinal win at James Madison (March 30), when she also played a career-long 31 minutes
- In the WNIT round of 16 two-point win at Charlotte (March 27), came up with her career-best fourth steal of the game with 24 seconds left and the Gators down one; finished the game with eight points and five rebounds
- Tallied her first double-figure scoring game in the postseason when she scored 15 points on 6-of-11 shooting with two blocks and a pair of steals in the WNIT

second-round win at Winthrop (March 25)

- At Auburn (Feb. 10), was one rebound shy of the second double-double of her career, as she netted a team-high 12 points on 6-of-9 shooting
- Recorded the first double-double of her career when she scored a game and career-high 18 points with a game and career-high 11 rebounds versus Alabama (Feb. 3), hitting 9-of-12 from the floor and her first career start in the SEC
- Played a solid game in front of a slew of friends and family traveled to the game at Georgia (Jan. 27), where she scored five points and collected a career-best seven rebounds
- Scored a career-best 15 points on 6-of-8 shooting in the win against Savannah State (Dec. 20) for the first double-figure scoring game of her career
- Collected a team-best three steals against Troy (Dec. 4)
- Just missed her first career double-figure scoring game with nine points in two different games - vs. Pacific (Dec. 7) and against Arizona State (Nov. 25) when she also started the second half of the game
- Scored eight points in three of the first four games
- Came off the bench in the second half of the season-opener versus Fairfield (Nov. 9) and exploded for eight points on 4-of-4 shooting and five rebounds in 13 minutes of action; entered the game for the first time at the 18:27 mark of the second half and scored her first career points on a turnaround jumper in paint with 18:04 remaining

- 5 double-figure scoring games ... UF's leading scorer in 2 games ... 1 double-double ... scored in UF's last 8 games

HIGH SCHOOL

- Graduated from Douglas County High School in May of 2012
- Her senior year averaged 15.1 points and 12.9 rebounds per game while averaging 3.0 blocks and 3.7 steals and hitting 55.3 percent from the floor
- Helped the 2011-12 Lady Tigers to a 26-3 overall record that included an 18-0 mark in 5-A AAAA region play which resulted in the region title
- Averaged during her junior year with the Lady Tigers 14.2 points and 10.3 rebounds and led DCHS to a 30-1 overall record, including a spot in the state semifinals
- 2011 and 2012 Atlanta Journal Constitution All-State First Team Class AAAA
- 2011 Region 5-AAAA Player of the Year
- Played in a number of all-star games, including the 2012 North-South Senior Game and the 2011 North-South Junior All-Star Game
- Played volleyball and ran track for one year at DCHS
- Played for AAU team Douglasville Lady Tigers and coach Tanya Jackson
- Coached at Douglas County HS by Chet Forsh

#25 CHRISTIN MERCER**2012-13 Season & Career Highs**

Pts	18 vs. Alabama, 2/3/13
Rbs	11 vs. Alabama, 2/3/13
Ast	2-4x last at Drexel, 4/3/13
Stl	4 at Charlotte, 3/27/13
Blk	2-2x last at Winthrop, 3/26/13
Min	32 at Drexel, 4/3/13
FG	9 vs. Alabama, 2/3/13
FGA	12 vs. Alabama, 2/3/13
3FG	0
3FGA	0
FT	4 vs. Northern Iowa, 11/24/12
FTA	7 at Winthrop, 3/26/13
Dbl Fig Scoring Games- 6 in 2012-13 & in UF Career	
Double-doubles - 3 in 2012-13 & in UF Career	
20-Point Scoring Games- 1 in 2012-13 & in UF Career	

CAREER STATISTICS: CHRISTIN MERCER

Year	GP-GS	Min/Avg	FG-FGA	Pct	3FG-FGA	3Pct	FT-FTA	Pct	OR-DR	TotR	R-Avg	PF-FO	Ast	TO	Blk	Stl	Pts/Avg
2012-13	37-18	731/19.8	99-187	.529	0-0	.000	41-79	.519	57-98	155	4.2	86-2	23	68	10	49	239/6.5
TOTAL	37-18	731/19.8	99-187	.529	0-0	.000	41-79	.519	57-98	155	4.2	86-2	23	68	10	49	239/6.5

SEC ONLY STATISTICS: CHRISTIN MERCER

Year	GP-GS	Min/Avg	FG-FGA	Pct	3FG-FGA	3Pct	FT-FTA	Pct	OR-DR	TotR	R-Avg	PF-FO	Ast	TO	Blk	Stl	Pts/Avg
2012-13	16-8	312/19.5	45-94	.479	0-0	.000	10-24	.417	27-44	71	4.4	37-1	7	25	4	15	100/6.3
TOTAL	16-8	312/19.5	45-94	.479	0-0	.000	10-24	.417	27-44	71	4.4	37-1	7	25	4	15	100/6.3

2013-14 GATORS: CHRISTIN MERCER

#25 CHRISTIN MERCER

2012-13 Opponent	Date	GS	Min	FG-FGA	Pct	3FG-FGA	3Pct	FT-FTA	Pct	OR	DR	REB	Avg	PF	FO	A	TO	Blk	Stl	Pts	Avg
GEORGIA STATE	11/11/12		19	3-4	.750	0-0	.000	2-2	1.000	1	4	5	5.0	0	0	2	3	0	0	8	8.0
at Florida State	11/15/12		14	2-5	.400	0-0	.000	2-4	.500	2	1	3	4.3	2	0	0	2	0	2	6	7.3
NORTH FLORIDA	11/19/12		23	3-3	1.000	0-0	.000	2-3	.667	4	2	6	4.8	3	0	1	3	0	3	8	7.5
vs NC State	11/23/12		15	3-4	.750	0-0	.000	0-0	.000	0	3	3	4.4	1	0	0	1	0	1	6	7.2
vs Northern Iowa	11/24/12		22	1-4	.250	0-0	.000	4-4	1.000	3	1	4	4.3	3	0	0	4	0	1	6	7.0
vs Arizona State	11/25/12		24	3-5	.600	0-0	.000	3-4	.750	3	0	3	4.1	1	0	0	2	0	2	9	7.3
at Michigan	12/01/12		17	1-2	.500	0-0	.000	0-0	.000	1	3	4	4.1	2	0	1	1	0	2	2	6.6
TROY	12/04/12	*	23	2-6	.333	0-0	.000	1-3	.333	3	2	5	4.2	2	0	1	3	1	3	5	6.4
PACIFIC	12/07/12	*	21	3-5	.600	0-0	.000	3-6	.500	0	4	4	4.2	4	0	1	0	0	3	9	6.7
at La Salle	12/16/12	*	10	0-1	.000	0-0	.000	0-0	.000	0	0	0	3.8	2	0	1	2	0	1	0	6.1
SAVANNAH ST.	12/20/12		17	6-8	.750	0-0	.000	2-3	.667	1	2	3	3.8	0	0	0	1	0	0	14	6.8
CENTRAL MICHIGAN	12/21/12		9	0-0	.000	0-0	.000	0-0	.000	0	2	2	3.6	2	0	1	0	0	1	0	6.2
HOLY CROSS	12/28/12		17	2-3	.667	0-0	.000	1-5	.200	1	2	3	3.6	4	0	2	0	0	1	5	6.1
at KENTUCKY	01/03/13		14	1-4	.250	0-0	.000	1-2	.500	1	1	2	3.5	0	0	1	1	0	1	3	5.9
LSU	01/06/13		17	2-6	.333	0-0	.000	1-1	1.000	1	1	2	3.4	2	0	0	2	0	0	5	5.9
at Mississippi State	01/10/13		14	1-4	.250	0-0	.000	3-5	.600	2	2	4	3.4	2	0	0	1	0	1	5	5.8
TENNESSEE	01/13/13		21	3-9	.333	0-0	.000	1-4	.250	0	5	5	3.5	1	0	1	2	0	1	7	5.9
SOUTH CAROLINA	01/20/13		23	3-11	.273	0-0	.000	0-0	.000	1	4	5	3.6	4	0	1	0	1	1	6	5.9
OLE MISS	01/24/13		8	0-3	.000	0-0	.000	0-0	.000	2	0	2	3.5	2	0	1	0	0	2	0	5.6
at Georgia	01/27/13		18	2-3	.667	0-0	.000	1-3	.333	5	2	7	3.7	1	0	0	2	2	1	5	5.6
at Mizzou	01/31/13		18	3-4	.750	0-0	.000	1-2	.500	1	3	4	3.7	3	0	0	3	0	0	7	5.6
ALABAMA	02/03/13	*	23	9-12	.750	0-0	.000	0-0	.000	0	11	11	4.0	2	0	0	1	0	1	18	6.2
at Auburn	02/10/13	*	23	6-9	.667	0-0	.000	0-0	.000	6	3	9	4.2	3	0	0	3	0	1	12	6.4
at Texas A&M	02/14/13	*	25	3-4	.750	0-0	.000	1-2	.500	0	1	1	4.1	4	0	1	1	0	0	7	6.4
GEORGIA	02/17/13	*	25	6-10	.600	0-0	.000	0-0	.000	3	5	8	4.2	4	0	0	1	1	1	12	6.7
VANDERBILT	02/21/13	*	24	2-4	.500	0-0	.000	0-0	.000	1	0	1	4.1	5	1	0	1	0	2	4	6.6
at Alabama	02/24/13	*	20	3-7	.429	0-0	.000	0-1	.000	2	3	5	4.1	1	0	0	1	0	1	6	6.5
ARKANSAS	02/28/13	*	18	0-1	.000	0-0	.000	0-2	.000	1	0	1	4.0	1	0	0	2	0	1	0	6.3
at South Carolina	03/03/13	*	21	1-3	.333	0-0	.000	1-2	.500	1	3	4	4.0	2	0	2	4	0	1	3	6.2
vs Arkansas	03/07/13	*	22	1-2	.500	0-0	.000	0-0	.000	2	3	5	4.1	3	0	0	6	0	2	2	6.1
vs Tennessee	03/08/13	*	22	3-6	.500	0-0	.000	2-2	1.000	2	2	4	4.1	1	0	0	1	1	0	8	6.1
at FIU	03/21/13	*	21	1-2	.500	0-0	.000	3-6	.500	0	5	5	4.1	5	1	0	2	0	1	5	6.1
at Winthrop	03/25/13	*	24	6-11	.545	0-0	.000	3-7	.429	2	1	3	4.1	3	0	1	1	2	2	15	6.4
at Charlotte	03/27/13	*	23	4-8	.500	0-0	.000	0-0	.000	1	4	5	4.1	1	0	2	3	1	4	8	6.4
at James Madison	03/30/13	*	31	4-8	.500	0-0	.000	3-6	.500	3	3	6	4.1	4	0	1	2	0	2	11	6.5
at Drexel	04/03/13	*	32	2-2	1.000	0-0	.000	0-0	.000	1	5	6	4.2	4	0	2	3	0	1	4	6.5
Totals - 37 GP		18	731	99-187	.529	0-0	.000	41-79	.519	57	98	155	4.2	86	2	23	68	10	49	239	6.5

2013-14 GATORS



#3 JANUARY MILLER

5-8 • FRESHMAN • GUARD

ORLANDO, FLA. • UNIVERSITY HIGH SCHOOL

MAJOR: EXPLORING SOCIAL & BEHAVIORAL SCIENCE

January Miller proved to be a major spark off the bench during her freshman campaign ... enrolled at UF for the 2012 summer semester that began in July ... committed to the Gators after her sophomore prep season ... both of her parents have degrees from Florida, with her mother Marlene a letterwinner of the Gator track and field team (1988-90) and her father Michael earning his undergraduate (1994) and master's (2008) degrees in Gainesville ... was an avid dancer for nine years (age 2-11) in cheer, dance and jazz, before she turned her focus to basketball ... auditioned for and was selected to the Junior Magic Dancers for three years, performing during timeouts and during halftime of NBA Orlando Magic games from ages 8 to 11 ... began playing basketball when she was nine years old, introduced to the sport by her father Michael Miller ... her first name is the same of a distant relative ... named Most Improved Player by the Gator coaches at the end of the 2012-13 season ... interested in a career in advertising

FRESHMAN YEAR (2012-13)

- Played in all 37 games, started three – all in SEC play
- Scored in every game except three
- Named Most Improved Player by the Gator coaches at the end of the 2012-13 season
- On team was No. 2 in three-point percentage (38.9 pct), No. 3 in three-pointers made (28) and attempted (72), No. 7 in scoring and No. 5 for assists ... 40 of her 80 total rebounds came on the offensive end
- In SEC games was UF's sixth-leading scorer (6.4 ppg) and she hit 42.2 percent

(38-90) from the floor and 13-31 (41.9%) from the three-point arc

- Tied for fifth on the team with six possible three-point plays, hitting 4-of-6 free throws
- During the five-game WNIT run converted a team-best 7-of-15 three-pointers for a 46.7 percentage
- During the five-point WNIT quarterfinal win at James Madison (March 30) drove hard into the paint, put up a tough shot that dropped in and was fouled and gave UF an 81-80 lead with 52.7 seconds remaining
- In the two-point win in the WNIT round of 16 at Charlotte (March 27), drilled a three-pointer with 52 seconds on the clock that brought the Gators within one point and sparked the game-ending 6-0 run
- Tallied her first double-figure scoring game in the postseason when she scored a game-high 16 points on 5-of-11 shooting that included 3-of-5 from the three-point arc and made all three free throw attempts in the WNIT second-round win at Winthrop (March 25)
- Scored 12 of her 14 points in the first half of the win against Arkansas (March 8) in the second round of the SEC Tournament, as she hit 3-of-4 three-pointers and started the second half for the Gators
- Drilled a dagger three-pointer with 1:37 left to give Florida a 64-56 advantage and sank a fast break lay-up with 29 seconds remaining in the win against Arkansas (Feb. 28)
- Tallied 11 points on 5-of-7 shooting at Texas A&M

- Credited by Coach Butler for sparking the Gators during the first half at Auburn (Feb. 10), when she ignited a stagnant offense by drilling a pair of three-pointers in a 57-second span that cut a nine-point deficit to three with 10:07 remaining in the period
- Collected a team and career-high seven rebounds at Missouri (Jan. 31)
- Made the most of her first career start (Jan. 20 vs. South Carolina) as she tied her career-high of five rebounds, while dishing a career and game-high three assists with five points in front of her family and high school team that were in attendance
- Hit a pressure-filled jumper with 29 seconds remaining in regulation against No. 9 Tennessee (Jan. 13) that gave UF a one-point lead; finished with 11 points on 5-of-7 shooting
- When Jattera Bonds had to leave the Mississippi State game (Jan. 10) after a hard foul, Miller stepped up to the free throw line in her place and converted one of two free throws and gave UF a 59-55 lead with 57.8 seconds remaining en route to the six-point win
- Started the second half of the win against LSU (Jan. 6)
- Stellar SEC debut at No. 6 Kentucky (Jan. 3), scoring a career-high 17 points on 5-of-7 shooting overall, 2-of-3 three-pointers and 5-of-6 free throws
- Against Savannah State (Dec. 20)

#3 JANUARY MILLER**2012-13 Season & Career Highs**

Pts	17 at Kentucky, 1/3/13
Rbs	7 at Missouri, 1/31/13
Ast	3 vs So. Carolina, 1/20/13
Stl	3-2x last vs Ole Miss, 1/24/13
Blk	2 vs Ole Miss, 1/24/13
Min	27-2x last vs. Arkansas, 3/7/13
FG	6-3x last vs Ole Miss, 1/24/13
FGA	12 vs Ole Miss, 1/24/13
3FG	3-3x last at Winthrop, 3/26/13
3FGA	5-2x last at Winthrop, 3/26/13
FT	5 at Kentucky, 1/3/13
FTA	7 vs Ole Miss, 1/24/13
Dbl Fig Scoring Games	8 in 2012-13 & in UF Career

scored a then-career-best 15 points on 6-of-9 shooting overall and 3-of-5 from the three-point arc which were her first career three-pointers

- Credited by Coach Butler after the win at La Salle (Dec. 16) as one of the Gators who "stepped up and made some tough plays" en route to the team's first road win of the year
- Reset her career-high scoring mark in back-to-back games when she scored 12 points for her first career double-figure scoring game while collecting a season-best five rebounds - four on the offensive end - against Northern Iowa (Nov. 24)
- In the thrilling two-point win against N.C. State, came off the bench and sparked the Gators midway through the second half, as she helped UF overcome a 6-2 run that had the momentum shift in N.C. State's favor; checked in and collected a quick offensive rebound and kept the

CAREER STATISTICS: JANUARY MILLER

Year	GP-GS	Min/Avg	FG-FGA	Pct	3FG-FGA	3Pct	FT-FTA	Pct	OR-DR	TotR	R-Avg	PF-FO	Ast	TO	Blk	Stl	Pts/Avg
2012-13	37-3	597/16.1	81-202	.401	28-72	.389	30-49	.612	40-40	80	2.2	82-0	27	42	5	28	220/5.9
TOTAL	37-3	597/16.1	81-202	.401	28-72	.389	30-49	.612	40-40	80	2.2	82-0	27	42	5	28	220/5.9

SEC ONLY STATISTICS: JANUARY MILLER

Year	GP-GS	Min/Avg	FG-FGA	Pct	3FG-FGA	3Pct	FT-FTA	Pct	OR-DR	TotR	R-Avg	PF-FO	Ast	TO	Blk	Stl	Pts/Avg
2012-13	16-3	273/17.1	38-90	.422	13-31	.419	13-23	.565	16-20	36	2.3	41-0	13	22	3	14	102/6.4
TOTAL	16-3	273/17.1	38-90	.422	13-31	.419	13-23	.565	16-20	36	2.3	41-0	13	22	3	14	102/6.4

2013-14 GATORS: JANUARY MILLER

possession alive as fellow freshman Christin Mercer powered up an inside bucket after a great dish from Bond and tied the game; Miller then ran the floor after a Wolfpack miss and Bonds rewarded her with the pass that she converted into a layup that gave the Gators the two-point lead

- Scored her first collegiate points in the season-opening win against Fairfield (Nov. 9), sinking a free throw with 14:18 remaining in first half; her first field goal was an offensive rebound putback with 11:44 remaining in the game, as she totaled three points and collected a pair of offensive rebounds in 16 minutes of action
- 8 double-figure scoring games ... UF's leading scorer in 3 games, leading rebounder in 1 game and assist leader in 2 games ... scored in UF's last 29 games – the longest active streak ending the year

HIGH SCHOOL

- Graduated from University High School in May of 2012 and became the school's first female Division I athletic signee
- In four years playing at UHS, scored a school-record 2,184 points, while collecting 795 rebounds (second-most in school history), 415 steals (most in school history) and 338 assists (second-most in school history) en route to helping the Cougars win 86 games, the most by a senior class in program history
- Her senior year helped UHS advance to the Florida 8A State Final Four for the first time in school history, after winning the 8A region 2 championship for the first time
- The 2012 McDonald's All-American finalist nominee also set school records for most points in a season (677 in 2012), most points in a game (43 on Jan. 13, 2012 vs. Freedom HS), most steals in a game (10 on Feb. 2, 2010 vs. Colonial HS) and second-most records in a season (293 in 2012)
- Florida Dairy Farmers 8A Ms. Basketball Runner-Up
- 2010, 2011 and 2012 FABC First Team All-State selection
- Three-time first-team Orlando Sentinel All-Central Florida team
- Four-time Metro Conference Player of the Year, only second player in the history of the conference to accomplish this feat
- Broke Orange County's 20-year-old scoring record
- Graduated with a 4.7 GPA – Magna Cum Laude, and was a four-time Metro Conference All-Academic honoree
- Two-time member of the National Honor Society

- Participated in the 2010 and 2011 Next Level Top 24 All-Star Games held in Orlando and was a three-year invitee to the Nike Skills Camp
- Played with the Orlando Comets AAU squad in 2009 and 2010, before suiting up for the Central Florida Elite club in 2011
- During a seven-day span in 2010, Miller was a member of the 2010 Disney Sophomore Showcase and the AAU 15U national championship teams
- Played AAU ball with the Central Florida Elite in 2011, helping the team win the Boo Williams Gold Division, place second at the Kentucky Memorial, reached the semifinals of the Battle of the Bayou and Garden City Classic
- In 2009 and 2010 played with the Orlando Comets, winning the AAU National championship in 2010, as well as the Spring Fling and the Disney Sophomore Showcase, while in 2009 being named ALL State Champions and capturing the Disney Spring Fling
- AAU teams coached by "Coach Al" Honor
- Coached at University HS by Jason Barnard

2013-14 GATORS: JANUARY MILLER

#3 JANUARY MILLER

2012-13 Opponent	Date	GS	Min	FG-FGA	Pct	3FG-FGA	3Pct	FT-FTA	Pct	OR	DR	REB	Avg	PF	FO	A	TO	Bk	Stl	Pts	Avg
FAIRFIELD	11/09/12		16	1-3	.333	0-1	.000	1-2	.500	2	0	2	2.0	0	0	0	0	0	0	3	3.0
GEORGIA STATE	11/11/12		12	1-4	.250	0-2	.000	0-1	.000	1	1	2	2.0	2	0	1	2	0	1	2	2.5
at Florida State	11/15/12		10	0-3	.000	0-1	.000	0-0	.000	0	1	1	1.7	2	0	0	0	0	0	0	1.7
NORTH FLORIDA	11/19/12		14	0-2	.000	0-1	.000	2-4	.500	1	2	3	2.0	3	0	2	3	0	1	2	1.8
vs NC State	11/23/12		5	2-6	.333	0-1	.000	1-2	.500	2	0	2	2.0	0	0	1	1	0	0	5	2.4
vs Northern Iowa	11/24/12		19	6-8	.750	0-1	.000	0-0	.000	4	1	5	2.5	2	0	1	1	0	0	12	4.0
vs Arizona State	11/25/12		14	0-3	.000	0-0	.000	0-0	.000	0	0	0	2.1	1	0	0	1	0	0	0	3.4
at Michigan	12/01/12		10	0-1	.000	0-1	.000	0-0	.000	0	0	0	1.9	1	0	1	1	0	1	0	3.0
TROY	12/04/12		20	1-2	.500	0-0	.000	1-2	.500	0	2	2	1.9	3	0	2	0	0	1	3	3.0
PACIFIC	12/07/12		9	0-1	.000	0-0	.000	2-3	.667	1	0	1	1.8	2	0	1	0	0	0	2	2.9
at La Salle	12/16/12		18	2-7	.286	0-3	.000	2-2	1.000	1	1	2	1.8	2	0	2	1	1	0	6	3.2
SAVANNAH ST.	12/20/12		19	6-9	.667	3-5	.600	0-0	.000	1	1	2	1.8	1	0	1	0	0	2	15	4.2
CENTRAL MICHIGAN	12/21/12		16	2-4	.500	1-1	1.000	2-2	1.000	1	1	2	1.8	2	0	1	2	0	0	7	4.4
HOLY CROSS	12/28/12		19	3-7	.429	1-3	.333	1-1	1.000	0	2	2	1.9	1	0	0	0	0	3	8	4.6
at KENTUCKY	01/03/13		20	5-7	.714	2-3	.667	5-6	.833	1	1	2	1.9	1	0	0	1	0	1	17	5.5
LSU	01/06/13		17	2-4	.500	0-0	.000	0-0	.000	3	0	3	1.9	4	0	2	4	0	1	4	5.4
at Mississippi State	01/10/13		13	0-1	.000	0-1	.000	2-4	.500	1	1	2	1.9	1	0	1	1	0	0	2	5.2
TENNESSEE	01/13/13		18	5-7	.714	1-1	1.000	0-0	.000	0	2	2	1.9	1	0	1	0	0	2	11	5.5
SOUTH CAROLINA	01/20/13	*	25	1-3	.333	0-2	.000	3-4	.750	1	4	5	2.1	4	0	3	2	1	0	5	5.5
OLE MISS	01/24/13	*	27	6-12	.500	0-2	.000	2-7	.286	1	1	2	2.1	4	0	2	4	2	3	14	5.9
at Georgia	01/27/13	*	17	3-8	.375	2-3	.667	0-0	.000	1	2	3	2.1	4	0	0	1	0	0	8	6.0
at Mizzou	01/31/13		19	2-8	.250	1-3	.333	0-0	.000	3	4	7	2.4	3	0	1	0	0	1	5	6.0
ALABAMA	02/03/13		13	1-5	.200	0-1	.000	0-0	.000	3	1	4	2.4	3	0	0	1	0	2	2	5.8
at Auburn	02/10/13		9	2-7	.286	2-3	.667	0-0	.000	0	1	1	2.4	1	0	0	1	0	1	6	5.8
at Texas A&M	02/14/13		20	5-7	.714	1-1	1.000	0-0	.000	0	0	0	2.3	4	0	1	1	0	0	11	6.0
GEORGIA	02/17/13		14	0-1	.000	0-0	.000	1-2	.500	1	0	1	2.2	2	0	0	0	0	0	1	5.8
VANDERBILT	02/21/13		9	1-3	.333	1-1	1.000	0-0	.000	0	1	1	2.2	0	0	0	1	0	1	3	5.7
at Alabama	02/24/13		13	1-5	.200	1-4	.250	0-0	.000	1	0	1	2.1	2	0	0	2	0	2	3	5.6
ARKANSAS	02/28/13		17	2-5	.400	1-2	.500	0-0	.000	0	0	0	2.1	4	0	1	2	0	0	5	5.6
at South Carolina	03/03/13		22	2-7	.286	1-4	.250	0-0	.000	0	2	2	2.1	3	0	1	1	0	0	5	5.6
vs Arkansas	03/07/13		27	5-9	.556	3-4	.750	1-2	.500	2	2	4	2.1	3	0	0	3	0	1	14	5.8
vs Tennessee	03/08/13		19	2-7	.286	0-2	.000	0-0	.000	1	2	3	2.2	4	0	0	0	0	0	4	5.8
at FIU	03/21/13		15	2-8	.250	1-4	.250	0-0	.000	2	0	2	2.2	1	0	1	2	0	0	5	5.8
at Winthrop	03/25/13		20	5-11	.455	3-5	.600	3-3	1.000	2	1	3	2.2	2	0	0	1	0	1	16	6.1
at Charlotte	03/27/13		15	2-5	.400	1-2	.500	1-1	1.000	1	0	1	2.1	3	0	0	2	0	1	6	6.1
at James Madison	03/30/13		14	2-5	.400	1-1	1.000	0-1	.000	1	3	4	2.2	3	0	0	0	0	0	5	6.0
at Drexel	04/03/13		13	1-7	.143	1-3	.333	0-0	.000	1	0	1	2.2	3	0	0	0	1	2	3	5.9
Totals – 37 GP		3	597	81-202	.401	28-72	.389	30-49	.612	40	40	80	2.2	82	0	27	42	5	28	220	5.9

2013-14 GATORS



#4 CARLIE NEEDLES

5-6 • REDSHIRT-SOPHOMORE • GUARD

HIGHLANDS RANCH, COL. • THUNDERRIDGE HIGH SCHOOL

MAJOR: TELECOMMUNICATIONS MEDIA AND SOCIETY

Carlie Needles etched her name in the Gator record book in 2012-13 when she hit a program-record nine three-pointers versus North Florida (Nov. 19, 2012), breaking the 20-year-old record ... received a medical redshirt for the 2011-12 after tearing the anterior cruciate ligament (ACL) in her right knee during practice a scrimmage (non-contact, defensive play) on Nov. 6, 2011 ... cleared by medical staff to begin playing basketball again on June 26, 2012 ... is a true point guard ... a scrappy player who impressed her teammates during 2011 summer conditioning workouts ... enrolled at UF for the 2011 summer semester ... first Gator from the state of Colorado ... enjoys reading quotes and any outdoor activities ... attended the same high school that produced former Duke All-American Abby Waner, as well as Emily Waner, who starred at Minnesota and was a third-round WNBA selection in 2009 ... Highlands Ranch, which is 16 miles outside of Denver, is 1,453 miles from Gainesville ... narrowly lost a three-point shooting contest against then-Denver Nuggets-now NY Knicks star Carmelo Anthony, who "had to alter the rules to beat her," Carlie's father, Corey, said (the contest is posted on YouTube) ... at the 2012-13 postseason banquet present the Mary Elliott Unsung Hero Award and The Charge Award (most charges taken) ... 2013 Southeastern Conference Academic Honor Roll member ... interested in a career in Telecommunication Media and Society and interpreting for the deaf

CAREER NOTES

- Hit a program-record nine three-pointers versus North Florida (Nov. 19), breaking the 20-year-old record of eight treys set by Bridget Pettis against Georgia on Jan. 20, 1993; her nine three-pointers ranked tied-for-second in SEC history, as she became only the fifth player in conference history to sink at least nine in a game
- Set UF freshman record for three-pointers made (63) and three-pointers attempted (185) in a season and ranked No. 4 for minutes played (966)

REDSHIRT-FRESHMAN YEAR (2012-13)

- 2013 SEC Academic Honor Roll member
- Played in all 37 games, started 15 games
- Scored in every game except four (three in SEC action)
- Scored in each of the first 14 games of her career
- Converted at least one three-pointer in 31 games; longest streak of at least one trey was nine games
- Had at least 3 three-pointers in six games, most recently three vs. Tennessee (Jan. 13)
- Led UF with in three-pointers made (63, 1.7 pg) and attempted (185, 5.0 pg) and ranked on the team No. 5 for scoring, No. 3 for three-point percentage, No. 3 for free throw percentage, No. 4 for minutes played and No. 3 for assists
- Among all SEC athletes (all games), ranked No. 8 for made three-pointers
- Her 63 three-pointers marked the 11th-most in a season in program history; her three-point percentage (34.1 pct) was the ninth-highest in a season in program history
- Set UF freshman record for three-pointers made and three-pointers attempted in a season and ranked No. 4 for minutes played by a freshman
- During the five-point WNIT quarterfinal win at James Madison (March 30), scored eight points that included a three-pointer with 2:32 remaining that gave Florida a 76-75 lead
- In the two-point WNIT round of 16 win at Charlotte (March 27), drilled a three-pointer with 9:04 remaining and tied the game at 51
- Dished a team-high-tying four assists in the WNIT second round win at Winthrop (March 25)
- In her postseason debut coolly converted the front end of a one-and-one with 3:08 remaining and gave UF a 66-62 lead at FIU (March 21)
- Scored 12 points in the SEC Tournament Quarterfinal loss to Tennessee (March 8), her first double-figure scoring game since the Jan. 11 meeting against Tennessee
- Knocked down a pair of three-pointers en route to eight points in her SEC Tournament debut - a win against Arkansas (March 8)
- Drew a big charge with four minutes to go in the first half at Auburn (Feb. 10), as UF was in the process of cutting a nine-point deficit to a tied game at halftime
- Dished a game and career-high eight as-

#4 CARLIE NEEDLES

2012-13 Season & Career Highs

Pts	27 vs North Fla., 11/19/12
Rbs	5-2x last vs Ole Miss, 1/24/13
Ast	8 vs. Alabama, 2/3/13
Stl	3 at Georgia, 1/27/13
Blk	1 vs. LSU, 1/6/13
Min	39 vs. Tennessee, 1/13/13
FG	9 vs North Fla., 11/19/12
FGA	17 vs North Fla., 11/19/12
3FG	9* vs North Fla., 11/19/12
3FGA	17 vs North Fla., 11/19/12
FT	7 vs. Troy, 12/4/12
FTA	7 vs. Troy, 12/4/12
Dbl Fig Scoring Games- 6 in 2012-13 & in UF Career	
*Gator Program Record	

sists in the win versus Alabama (Feb. 3)

- Sank 2-of-4 free throws in the final 51 seconds to help seal the six-point road win at Mississippi State (Jan. 10)
- Knocked down 3-of-4 free throws during a 13-second span with in the waning seconds of the six-point win against Central Michigan (Dec. 21) and gave UF an 81-72 lead with 10 seconds remaining
- In UF's first road win of the year (at La Salle, Dec. 16), added 12 points, all off of a 4-of-7 three-point effort, along with a career-best four assists and tied a season-high two steals
- Shared team-high scoring honors in the win against Troy (Dec. 4), contributing 18 points on 4-of-6 shooting, including 3-of-5 three-pointers and 7-of-7 from the free throw line
- Named to the South Point Thanksgiving

CAREER STATISTICS: CARLIE NEEDLES

Year	GP-GS	Min/Avg	FG-FGA	Pct	3FG-FGA	3Pct	FT-FTA	Pct	OR-DR	TotR	R-Avg	PF-FO	Ast	TO	Blk	Stl	Pts/Avg
2012-13	37-15	966/26.1	77-216	.356	63-185	.341	26-35	.743	16-44	60	1.6	51-0	64	60	2	29	243/6.6
TOTAL	37-15	966/26.1	77-216	.356	63-185	.341	26-35	.743	16-44	60	1.6	51-0	64	60	2	29	243/6.6

SEC ONLY STATISTICS: CARLIE NEEDLES

Year	GP-GS	Min/Avg	FG-FGA	Pct	3FG-FGA	3Pct	FT-FTA	Pct	OR-DR	TotR	R-Avg	PF-FO	Ast	TO	Blk	Stl	Pts/Avg
2012-13	16-8	403/25.2	22-78	.282	19-69	.275	6-9	.667	3-14	17	1.1	29-0	25	26	2	12	69/4.3
TOTAL	16-8	403/25.2	22-78	.282	19-69	.275	6-9	.667	3-14	17	1.1	29-0	25	26	2	12	69/4.3

2013-14 GATORS: CARLIE NEEDLES

Shootout All-Tournament Team in Las Vegas after hitting a game-winning three in one game and leading the Gators in scoring in another)

- Started the second-half of the game against Arizona State (Nov. 25)
- Led the Gator's balanced scoring effort with 14 points in the win against Northern Iowa (Nov. 24), also collecting a career-best five rebounds and hitting 5-of-8 shots
- Hit the game-winning three-pointer with six seconds remaining against N.C. State that gave UF a 65-64 lead en route to the 66-64 win
- Etched her name in the Gator record book when she hit a program-record nine three-pointers versus North Florida (Nov. 19), breaking the 20-year-old record of eight treys set by Bridget Pettis against Georgia on Jan. 20, 1993; her nine three-pointers ranked tied-for-second in SEC history, as she became only the fifth player in conference history to sink at least nine in a game
- Career-high 27 points against UNF all came off three-pointers (9-17), when she also had two assists and drew a charge
- First career points came from beyond the arc, as she nailed a three-pointer from the right side with 12:43 remaining in the first half of the season-opening win against Fairfield (Nov. 9)
- 6 double-figure scoring games ... UF's leading scorer in 2 games ... assist leader in 4 games ... held a season/career-long streak of 9 made free throws ... scored in UF's last 3 games

FRESHMAN YEAR (2011-12)

- Received a medical-redshirt for the season because of a knee injury
- Did not play in any games
- Visited the state of New York for the first time ever when she accompanied the team to the Courtyard LaGuardia Turkey Classic hosted by Long Island University, Nov. 25-26

HIGH SCHOOL

- Graduated from ThunderRidge High School in May of 2011
- A four-year starter for the Grizzlies, Needles helped TRHS to the 2009 and 2010 state 'final four,' including a No. 19 ranking nationally
- Finished stellar prep career as school's second all-time leading scorer with 1,809 points (behind only Abby Waner's 2,670 career -point total, 2001-05); career point total ranks ninth in Colorado girls HS history
- Holds school career record for most free throws made (476, ranks No. 2 in state history) and attempted (601; fifth in state

history); owns school's season record for made free throws (180) during her senior year

- Her eight three-pointers against Littleton HS on Feb. 17, 2011, set the school's single-game mark, while the 18 assists she dished on Dec. 12, 2008 versus Fruita Monument HS is the school's and state of Colorado's standard
- Ranked fourth in school history for career assists (482) and steals (333)
- One of only two seniors at TRHS in 2011, Needles helped the team to a 22-5 overall record, as she led the squad with 706 points (26.1 ppg – led all 5A players in scoring), 113 steals (4.2 spg), 109 assists (4.0 apg, ranked third in state) and 180 free throws made and 228 attempted, along with 65 rebounds (2.4 rpg) while hitting 78 percent from the free throw line, 55 percent from the floor overall
- Averaged 14.1 points, 4.2 assists, 2.9 steals and 1.5 rebounds as a junior
- Selected for, played and was named MVP of the 2010 and 2011 "The Show" high school all-star games, which included the top prep talent in the state of Colorado; all-star games held at the Pepsi Center, home of the NBA's Denver Nuggets and the 2012 NCAA Women's Final Four, Needles led her to victory both years; in 2010 she converted the game-winning free throws and hit the 5-of-6 from beyond the arc; in 2011 led her team to a 62-53 win, scoring 12 of her 14 points in the second half
- Runner-up for 2011 State Player of the Year
- Named to the five-player 2011 All-Colorado Basketball Team selected by the Denver Post
- Awarded 2011 First Team Class 5A All-State honors after being a three-time All-State honorable mention awardee
- First Team All-League each of her four years
- Played for one of Colorado's top club teams, the Hoopsters, as well as for Cal Storm Team Taurasi, which is sponsored by WNBA All-Star and two-time U.S. Olympian Diana Taurasi
- Coached at ThunderRidge HS by Bill Bradley

2013-14 GATORS: CARLIE NEEDLES

#4 CARLIE NEEDLES

2012-13 Opponent	Date	GS	Min	FG-FGA	Pct	3FG-FGA	3Pct	FT-FTA	Pct	OR	DR	REB	Avg	PF	FO	A	TO	Blk	Stl	Pts	Avg
FAIRFIELD	11/09/12		24	3-5	.600	1-3	.333	0-0	.000	0	1	1	1.0	1	0	1	2	0	2	7	7.0
GEORGIA STATE	11/11/12		21	1-4	.250	1-4	.250	1-2	.500	1	3	4	2.5	1	0	2	2	0	1	4	5.5
at Florida State	11/15/12		18	1-6	.167	1-5	.200	0-0	.000	1	1	2	2.3	0	0	1	5	0	0	3	4.7
NORTH FLORIDA	11/19/12		31	9-17	.529	9-17	.529	0-0	.000	0	0	0	1.8	0	0	2	1	0	0	27	10.3
vs NC State	11/23/12		31	3-7	.429	3-7	.429	0-0	.000	0	1	1	1.6	2	0	2	5	0	1	9	10.0
vs Northern Iowa	11/24/12		26	5-8	.625	3-6	.500	1-1	1.000	0	5	5	2.2	4	0	1	2	0	1	14	10.7
vs Arizona State	11/25/12		26	2-8	.250	1-5	.200	3-4	.750	1	0	1	2.0	2	0	0	0	0	2	8	10.3
at Michigan	12/01/12	*	36	1-6	.167	0-4	.000	0-0	.000	1	2	3	2.1	2	0	2	0	0	1	2	9.3
TROY	12/04/12	*	34	4-6	.667	3-5	.600	7-7	1.000	0	2	2	2.1	1	0	3	2	0	1	18	10.2
PACIFIC	12/07/12	*	35	2-5	.400	2-4	.500	3-4	.750	0	1	1	2.0	1	0	2	2	0	0	9	10.1
at La Salle	12/16/12	*	29	4-9	.444	4-7	.571	0-0	.000	1	0	1	1.9	2	0	4	0	0	2	12	10.3
SAVANNAH ST.	12/20/12	*	28	1-7	.143	1-6	.167	1-2	.500	1	2	3	2.0	0	0	3	1	0	0	4	9.8
CENTRAL MICHIGAN	12/21/12	*	30	2-4	.500	0-2	.000	3-4	.750	1	2	3	2.1	0	0	2	3	0	1	7	9.5
HOLY CROSS	12/28/12	*	28	2-7	.286	2-6	.333	0-0	.000	0	0	0	1.9	1	0	2	2	0	1	6	9.3
at KENTUCKY	01/03/13	*	28	0-2	.000	0-2	.000	0-0	.000	0	0	0	1.8	4	0	0	1	0	1	0	8.7
LSU	01/06/13	*	27	1-4	.250	1-4	.250	2-2	1.000	0	1	1	1.8	2	0	3	2	1	0	5	8.4
at Mississippi State	01/10/13	*	26	1-3	.333	1-2	.500	2-4	.500	0	1	1	1.7	1	0	1	3	0	0	5	8.2
TENNESSEE	01/13/13	*	39	4-10	.400	3-8	.375	0-0	.000	0	0	0	1.6	2	0	1	1	0	0	11	8.4
SOUTH CAROLINA	01/20/13	*	32	0-3	.000	0-3	.000	0-1	.000	0	2	2	1.6	4	0	0	3	0	0	0	7.9
OLE MISS	01/24/13	*	35	2-7	.286	2-6	.333	0-0	.000	1	4	5	1.8	2	0	1	1	0	2	6	7.9
at Georgia	01/27/13	*	24	1-8	.125	1-8	.125	2-2	1.000	1	0	1	1.8	1	0	4	2	0	3	5	7.7
at Mizzou	01/31/13	*	21	2-9	.222	1-8	.125	0-0	.000	0	2	2	1.8	2	0	2	0	0	0	5	7.6
ALABAMA	02/03/13		26	1-4	.250	1-4	.250	0-0	.000	0	0	0	1.7	2	0	8	2	1	0	3	7.4
at Auburn	02/10/13		15	0-4	.000	0-4	.000	0-0	.000	0	1	1	1.7	0	0	1	1	0	1	0	7.1
at Texas A&M	02/14/13		17	2-3	.667	2-3	.667	0-0	.000	1	0	1	1.6	0	0	0	1	0	0	6	7.0
GEORGIA	02/17/13		24	1-3	.333	1-3	.333	0-0	.000	0	0	0	1.6	2	0	0	1	0	1	3	6.9
VANDERBILT	02/21/13		29	3-5	.600	2-3	.667	0-0	.000	0	0	0	1.5	1	0	0	2	0	1	8	6.9
at Alabama	02/24/13		23	2-7	.286	2-6	.333	0-0	.000	0	0	0	1.5	1	0	3	2	0	2	6	6.9
ARKANSAS	02/28/13		18	1-4	.250	1-3	.333	0-0	.000	0	1	1	1.4	1	0	0	3	0	0	3	6.8
at South Carolina	03/03/13		19	1-2	.500	1-2	.500	0-0	.000	0	2	2	1.5	4	0	1	1	0	1	3	6.6
vs Arkansas	03/07/13		23	3-5	.600	2-4	.500	0-0	.000	1	1	2	1.5	2	0	1	0	0	1	8	6.7
vs Tennessee	03/08/13		30	4-8	.500	4-8	.500	0-0	.000	1	1	2	1.5	0	0	2	2	0	0	12	6.8
at FIU	03/21/13		25	2-4	.500	2-4	.500	1-2	.500	0	2	2	1.5	1	0	2	0	0	1	7	6.8
at Winthrop	03/25/13		27	0-3	.000	0-3	.000	0-0	.000	0	2	2	1.5	0	0	4	2	0	0	0	6.6
at Charlotte	03/27/13		13	1-3	.333	1-3	.333	0-0	.000	0	2	2	1.5	0	0	1	0	0	0	3	6.5
at James Madison	03/30/13		22	3-6	.500	2-4	.500	0-0	.000	2	1	3	1.6	0	0	0	2	0	0	8	6.6
at Drexel	04/03/13		26	2-10	.200	2-9	.222	0-0	.000	2	1	3	1.6	2	0	2	1	0	2	6	6.6
Totals - 37 GP		15	966	77-216	.356	63-185	.341	26-35	.743	16	44	60	1.6	51	0	64	60	2	29	243	6.6

2013-14 GATORS



#13

CASSIE PEOPLES

5-6 • REDSHIRT-SOPHOMORE • GUARD

SAN ANTONIO, TEXAS • CYPRESS-FAIRBANKS HIGH SCHOOL / UNIV. OF TEXAS

MAJOR: TELECOMMUNICATIONS MEDIA AND SOCIETY

Cassie Peoples enrolled at UF for the 2012 summer semester that began in July ... sat out the 2012-13 season due to NCAA rules for transfer students and will have sophomore eligibility beginning with the 2013-14 season (received a medical redshirt at Texas in 2011-12) ... one of 35 of the nation's top 19-and-under athletes that accepted an invitation to attend the 2011 USA Women's U19 World Championship Team Trials ... prep teammates with Stanford standout Chiney Ogumike, as well as classmate Tara Warren, who signed with San Diego ... Cypress-Fairbanks HS also produced 2012 WNBA No. 1 Draft pick Nnemkadi Ogumike

Individual game highs at Texas: 7 points (vs. Virginia, Nov. 25, 2011), 3 rebounds (ALCORN ST., Nov. 20, 2011), 2 field goals (twice, last vs. Virginia, Nov. 25, 2011), 2 three-point FGs (vs. Virginia, Nov. 25, 2011), 1 free throw (twice, last Virginia, Nov. 25, 2011), 2 free throw attempts (twice, last vs. Virginia, Nov. 25, 2011), 3 assists (at Hawai'i, Nov. 27, 2011), 1 block (STANFORD, Nov. 11, 2011), 2 steals (STANFORD, Nov. 22, 2011), 22 minutes (three times, last at Hawai'i, Nov. 27, 2011)

REDSHIRT-FRESHMAN YEAR (2012-13)

- Required to sit-out the 2012-13 season due to NCAA rules for transfer students
- Tore the labrum on her right shoulder during practice on Jan. 19, 2013 and underwent surgery on Feb. 6, 2013, to

repair the tear and instability

FRESHMAN YEAR AT TEXAS (2011-12)

- Received a medical redshirt for the season
- Appeared in each of the first six games before injury sidelined her for the remainder of her rookie campaign; intra-medullary rodding of left tibia
- Voted the 2011-12 Big 12 Preseason Co-Freshman of the Year

HIGH SCHOOL

- Graduated in May of 2011 from Cypress-Fairbanks (Houston) High School, which she attended her final three years
- Spent her freshman year at Father Lopez Catholic High School in Daytona, Fla., where she was named the 2008 Volusia County Player of the Year and a first team 2A All-State Team selection after averaging 24.6 points, five steals and five assists per game
- One of 35 of the nation's top 19-and-under athletes that accepted an invitation to attend the 2011 USA Women's U19 World Championship Team Trials
- Selected to and played in the 2011 McDonald's All-American Game, where she came off the bench for the West Team and played 16 minutes while scoring five points and collecting a game-high four steals
- Ranked as the No. 7 guard in the nation

by ESPN's HoopGurlz and listed No. 36 nationally by the same service at the time of her commitment to Texas

- Named to the 2011 USA TODAY All-USA Girls Basketball Third Team
- Named the 2011 Texas Class 5A-District 17 Most Valuable Player after leading Cy-Fair to a second-place finish in the district and a second round playoff game
- Won a gold medal with the 2010 FIBA Americas U18 Championship for Women
- Scored a total of 49 points in her pair of postseason appearances her senior year
- Scored 18 points and helped Cy-Fair win the 2010 Texas Class 5A state championship in a 65-41 victory against Houston Fort Bend Hightower, teaming with current Stanford standout Chiney Ogumike, as the pair helped the Lady Bobcats finish with a 36-1 record and ranked sixth in the final USA TODAY Super Prep 25 poll
- Her junior year earned 2010 First Team University Interscholastic League (UIL) All-State honors when she averaged 14.0 points per game
- Suffered a comminuted fracture of right tibia in a state playoff game at the end of her sophomore year, when she also

#13 CASSIE PEOPLES

2011-12 Season & Career Highs

Pts	7 vs. Virginia, 11/25/11
Rbs	3 vs. Alcorn St., 11/20/11
Ast	3 at Hawaii, 11/27/11
Stl	2 vs. Stanford, 11/11/11
Blk	1 vs. Stanford, 11/11/11
Min	22-3x last at Hawaii, 11/27/11
FG	2-2x last vs Virginia, 11/25/11
FGA	6-2x last vs Virginia, 11/25/11
3FG	2-2x last vs Virginia, 11/25/11
3FGA	6 vs Virginia, 11/25/11
FT	1-2x last vs Virginia, 11/25/11
FTA	2-2x last vs Virginia, 11/25/11
Dbl Fig Scoring Games	0 in 2011-12 & in Career

committed to sign with Texas

- Coached at Cy-Fair HS by Ann Roubique

CAREER STATISTICS: CASSIE PEOPLES

Year	GP-GS	Min/Avg	FG-FGA	Pct	3FG-FGA	3Pct	FT-FTA	Pct	OR-DR	TotR	R-Avg	PF-FO	Ast	TO	Blk	Stl	Pts/Avg
2011-12*	6-0	100/16.7	5-22	.227	2-15	.133	2-4	.500	2-7	9	1.5	5-0	9	11	1	3	14/2.3


* Statistics from Univ. of Texas

#13 CASSIE PEOPLES

*2011-12 Opponent	Date	GS	Min	FG-FGA	Pct	3FG-FGA	3Pct	FT-FTA	Pct	OR	DR	REB	Avg	PF	FO	A	TO	Blk	Stl	Pts	Avg
STANFORD	11/11/11		18	0-3	.000	0-1	.000	0-0	.000	1	1	2	2.0	0	0	0	1	1	2	0	0.0
ALCORN STATE	11/20/11		22	2-6	.333	0-2	.000	1-2	.500	0	3	3	2.5	1	0	2	3	0	0	5	2.5
vs Virginia	11/25/11		22	2-6	.333	2-6	.333	1-2	.500	0	0	0	1.7	3	0	1	4	0	1	7	4.0
vs California	11/26/11		10	0-2	.000	0-2	.000	0-0	.000	0	1	1	1.5	0	0	1	1	0	0	0	3.0
at Hawaii	11/27/11		22	1-4	.250	0-3	.000	0-0	.000	1	1	2	1.6	1	0	3	2	0	0	2	2.8
at Tennessee	12/04/11		6	0-1	.000	0-1	.000	0-0	.000	0	1	1	1.5	0	0	2	0	0	0	0	2.3
Totals - 6 GP		0	100	5-22	.227	2-15	.133	2-4	.500	2	7	9	1.5	5	0	9	11	1	3	14	2.3

^at University of Texas

2013-14 GATORS



#31 LILY SVETE

6-2 • REDSHIRT-SENIOR • FORWARD

GRANGER, IND. • PENN HIGH SCHOOL

DOUBLE MAJOR: BIOLOGY PRE-PROFESSIONAL AND PSYCHOLOGY

Name Pronunciation: SVET-ee

Lily Svete had a break-out junior season when she at least doubled her average in every statistical category from any previous year and improved her shooting percentages from long range and overall ... a keen outside shot and a stellar work ethic ... received a medical redshirt for the 2009-10 season after she tore the anterior cruciate ligament in her right knee on Nov. 26, 2009, and missed all except the first four games of the year ... earned a place on the 2011, 2012 and 2013 Southeastern Conference Academic Honor Roll, as well as the 2010 Freshman Academic Honor Roll ... the fourth Gator from the state of Indiana, joining Janna Bragg (Upland, 1984-88), Bridget Pettis (West Chicago, 1991-93) and Chanda Stebbins (Muncie, 1993-97) ... received the 2012-13 Academic Achievement Award (team award) at the postseason banquet

CAREER NOTES

- Set UF's program-record for three-point percentage in a season (40.0 pct, 52-130, in 2012-13)
- UF's leading scorer in a game once (at Tennessee, Feb. 26, 2012)
- 7 double-figure scoring games

REDSHIRT-JUNIOR YEAR (2012-13)

- Played in all 37 games
- Started the first 18 games and 33 overall

- Scored in 28 games
- Converted at least one three-pointer in 24 games
- Set UF's program-record for three-point percentage in a season (40.0 pct, 52-130)
- At least doubled her average in every statistical category from any previous year and improved her shooting percentages from long range and overall
- During the five-point WNIT quarterfinal win at James Madison (March 30), capped UF's 18-9 midway through the first half with back-to-back three-pointers that gave the team a 39-25 edge and forced the Dukes to call a timeout
- Finished with a postseason-career-high nine points on a 3-of-5 three-point effort in the WNIT second-round win at Winthrop (March 25), when she nail her first trey during the team's 8-2 game-opening run and then canned back-to-back from deep midway through the second half to cap a 12-0 run that blew the game open
- Her three-pointer in the first half against Tennessee (March 8) in the SEC Tournament quarterfinal was the 300th point of her career
- Led a furious second-half rally at Texas A&M, when she nailed all five of her three-pointers in the second half and helped UF cut a 21-point deficit to four points; tied her career-high of 15 points
- Netted back-to-back double-figure scor-

ing games for the first time in her career with 11 at Auburn (Feb. 10) and 12 against Alabama (Feb. 3); followed that with the 15-point effort at TAMU for three consecutive double-figure scoring games

- Sparked UF late in the win at Auburn (Feb. 10), drilling three three-pointers in the final 7:16 of the game during a 2:39 span that helped UF secure its first win at Auburn since Feb. 29, 2004
- Scored 12 points all on three-pointers versus Alabama (Feb. 3) for her third double-figure scoring game of the year
- Solid game at Missouri (Jan. 31), scoring nine points on 3-of-3 from the arc (3-4 overall)
- Scored a career-high 15 points on 5-of-10 three-point shooting in the win against Savannah State (Dec. 20)
- Credited by Coach Butler after the win at La Salle (Dec. 16) as one of the Gators who "stepped up and made some tough plays" en route to the team's first road win of the year
- Scored a career-high 14 points, hitting 4-of-5 three-pointers in the win against Troy (Dec. 4), along with two assists and a steal in 15 minutes
- Went 3-of-3 from the field, including both 3-point attempts, with three rebounds and two steals in the win versus Georgia State (Nov. 11)
- Started the season-opening win against Fairfield (Nov. 9), her first collegiate start

and recorded a three-pointer and four rebounds

- 6 double-figure scoring games ... did not score in UF's last game

REDSHIRT-SOPHOMORE YEAR (2011-12)

- Appeared in 32 of 33 games
- Scored in 18 games
- Tallied a double-figure scoring effort for the first time in her career when she led the Gators in scoring with 12 points at Tennessee (Feb. 26), where she converted 5-of-6 from the field and 2-of-5 three-pointers
- With UF holding a one-point lead at Arkansas (Jan. 30), she scored seven points in 62 seconds and helped the Gators stage a 15-2 run over a 2:16 span and take a 13-point lead
- Sank a season-high two 3-pointers in three games
- UF's leading scorer in a game one time (at Tennessee, Feb. 26)
- 1 double-figure scoring game

REDSHIRT-FRESHMAN YEAR (2010-11)

- Appeared in 31 of 35 games
- Named to the SEC Academic Honor Roll
- Voted as the team's recipient of the Miss Elliott Unsung Hero Award

CAREER STATISTICS: LILY SVETE

Year	GP-GS	Min/Avg	FG-FGA	Pct	3FG-FGA	3Pct	FT-FTA	Pct	OR-DR	TotR	R-Avg	PF-FO	Ast	TO	Blk	Stl	Pts/Avg
2009-10	4-0	40/10.0	3-9	.333	2-5	.400	0-0	.000	1-2	3	0.8	5-0	1	4	2	0	8/2.0
2010-11	31-0	207/6.7	21-61	.344	14-43	.326	2-5	.400	7-20	27	0.9	38-1	5	16	1	3	58/1.9
2011-12	32-0	277/8.7	29-91	.319	14-60	.233	2-4	.500	12-21	33	1.0	33-0	6	17	1	7	74/2.3
2012-13	37-33	645/17.4	62-155	.400	52-130	.400	5-8	.625	26-44	70	1.9	53-1	7	35	2	12	181/4.9
TOTAL	104-33	1169/11.2	115-316	.364	82-238	.345	9-17	.529	46-87	133	1.3	129-2	19	72	6	22	321/3.1

SEC ONLY STATISTICS: LILY SVETE

Year	GP-GS	Min/Avg	FG-FGA	Pct	3FG-FGA	3Pct	FT-FTA	Pct	OR-DR	TotR	R-Avg	PF-FO	Ast	TO	Blk	Stl	Pts/Avg
2010-11	14-0	70/5.0	5-15	.333	3-8	.375	0-0	.000	2-5	7	0.5	7-0	1	4	0	0	13/0.9
2011-12	16-0	145/9.1	20-49	.408	10-33	.303	1-2	.500	4-10	14	0.9	11-0	4	8	1	4	51/3.2
2012-13	16-12	282/17.6	25-57	.439	22-49	.449	2-2	1.000	9-20	29	1.8	25-1	4	17	1	5	74/4.6
TOTAL	46-12	497/10.8	50-121	.413	35-90	.389	3-4	.750	15-35	50	1.1	43-1	9	29	2	9	138/3.0

2013-14 GATORS: LILY SVETE

- After going scoreless for seven consecutive games, tallied a huge five points in the upset win at Vanderbilt (Feb. 25)
- Attempted and made her first collegiate free throw with 30 seconds remaining in the win against Providence (Dec. 4), with the make completing a three-point play
- Played a career-long 21 minutes versus Navy (Nov. 27), when she was credited by Coach Butler for sparking the team in its nine-point win, as she scored six points, both on three-pointers and collected three rebounds
- Contributed a then-career-high nine points in the season-opener against UCF

FRESHMAN YEAR (2009-10)

- Appeared in the first four games and averaged 10.0 minutes off the bench
- Tore the ACL in her right knee during practice on Thanksgiving Day afternoon and underwent successful surgery on Jan. 4, 2010, with team orthopedist Dr. Mike Moser
- Compiled eight points, scoring in each of the last two, including a six-point performance on 2-of-2 shooting from the three-point arc against UAB (Nov. 24)
- Was enjoying her best game during the win over UAB (Nov. 24), until she hyper-extended her knee and did not return to the game, leaving with six points after hitting both three-point attempts in eight minutes of action
- In UF's first road game, scored her first collegiate points, hitting a jumper with 1:27 remaining at No. 25 Pittsburgh (Nov. 20), when she also blocked two shots and grabbed a pair of rebounds, also the first of her career
- Saw 13 minutes of action against Stetson (Nov. 14) and earned praise from Coach Butler after drawing a charge with 11:34 remaining in the game
- Named to the SEC Freshman Academic Honor Roll

HIGH SCHOOL

- Graduated from Penn High School (Mishawaka, Ind.) in May of 2009
- Finished her prep career with a school-record 1,314 points, also holding the Kingsmen career mark for blocked shots and consecutive made free throws (39) ... 2009 McDonald's All-American Game Nominee
- In 22 games during her senior year, averaged 16.6 points (365 total points), connecting on 26 three-pointers with 7.1 rebounds (157 total), while shooting 55.9 percent (113-202) from the field and 78.2 percent (61-78) from the free throw line, helping the Kingsmen to a 17-5 record and an appearance in the 4A state sectionals
- Selected to the prestigious Indiana All-Star Team in 2009 that defeated Kentucky twice, including in the second game, when the Hoosier stars trailed by nine at halftime and rallied in the second sparked by back-to-back three-pointers with 11:20 remaining by Svete, who gave Indiana a 53-47 lead and finished the game with eight points and two assists
- Associated Press Indiana All-State High Honorable Mention team selection in 2009 after receiving votes in 2008
- A 2008 Indiana All-State First team member her junior year, when she averaged 17.3 points (379 total) and 9.2 rebounds (204 total) per game, compiled 14 double-doubles and shot 46 percent from behind the three-point arc
- Averaged 11 points and seven rebounds as a sophomore after she scored a P.S.H.-freshman record 309 points during the 2006 season
- Recognized by The Sporting News to its 2007 and 2008 HS Girls All-American Honorable Mention Teams
- Selected to the Adidas Top 10 All-Star Team in Atlanta
- Selected to the 2008 Junior Indiana All-Stars North Team
- 2008 IBCA Underclass All-State pick
- Coached at P.S.H. by Terry Tulchinsky
- Played for the Indiana Elite AAU team coached by Rod Creech and Andrew Woodrich and won the ISU State title
- Also considered Purdue, Northwestern and Penn State in the recruiting process

#31 LILY SVETE

	2012-13 Season	Career Highs
Pts	15-2x last at TexasA&M, 2/14/13	same
Rbs	4-5x last at Winthrop, 3/26/13	5 at DePaul, 11/18/10
Ast	2-2x last at Georgia, 1/27/13	same
Stl	2 vs. Georgia St, 11/11/12	2-2x last vs. Ga. St, 11/11/12
Blk	1-3x last vs So. Carolina, 1/20/13	2 at Pitt, 11/20/09
Min	30 at Auburn, 2/10/13	same
FG	5-3x last at TexasA&M, 2/14/13	5-4x last at TexasA&M, 2/14/13
FGA	12 vs. Savannah St., 12/20/12	same
3FG	5-2x last at TexasA&M, 2/14/13	same
3FGA	10 vs. Savannah St., 12/20/12	same
FT	2-2x last at Auburn, 2/10/13	same
FTA	2-4x last at Auburn, 2/10/13	2-7x last at Auburn, 2/10/13
Dbl Fig Scoring Games- 6 in 2012-13 & 7 in UF Career		

2013-14 GATORS: LILY SVETE

#31 LILY SVETE

2009-10 Opponent	Date	GS	Min	FG-FGA	Pct	3FG-FGA	3Pct	FT-FTA	Pct	OR	DR	REB	Avg	PF	FO	A	TO	Blk	Stl	Pts	Avg
STETSON	11/14/09		13	0-2	.000	0-1	.000	0-0	.000	0	0	0	0.0	1	0	0	1	0	0	0	0.0
FLORIDA State	11/17/09		2	0-0	.000	0-0	.000	0-0	.000	0	0	0	0.0	0	0	0	0	0	0	0	0.0
at Pittsburgh	11/20/09		17	1-5	.200	0-2	.000	0-0	.000	0	2	2	0.7	3	0	1	2	2	0	2	0.7
UAB	11/24/09		8	2-2	1.000	2-2	1.000	0-0	.000	1	0	1	0.8	1	0	0	1	0	0	6	2.0
Totals - 4 GP		0	40	3-9	.333	2-5	.400	0-0	.000	1	2	3	0.8	5	0	1	4	2	0	8	2.0

2010-11 Opponent	Date	GS	Min	FG-FGA	Pct	3FG-FGA	3Pct	FT-FTA	Pct	OR	DR	REB	Avg	PF	FO	A	TO	Blk	Stl	Pts	Avg
UCF	11/13/10		12	3-5	.600	3-5	.600	0-0	.000	0	2	2	2.0	2	0	1	0	1	0	9	9.0
CHARLOTTE	11/15/10		9	1-4	.250	0-2	.000	0-0	.000	1	0	1	1.5	3	0	0	0	0	0	2	5.5
at DePaul	11/18/10		10	1-5	.200	1-5	.200	0-0	.000	1	4	5	2.7	2	0	1	1	0	0	3	4.7
NORTH FLORIDA	11/23/10		5	0-1	.000	0-1	.000	0-0	.000	0	0	0	2.0	2	0	0	1	0	0	0	3.5
vs South Alabama	11/26/10		6	1-2	.500	0-0	.000	0-0	.000	0	1	1	1.8	2	0	0	1	0	0	2	3.2
vs Navy	11/27/10		21	2-6	.333	2-5	.400	0-0	.000	1	2	3	2.0	1	0	0	1	0	0	6	3.7
OLD DOMINION	11/30/10		1	0-0	.000	0-0	.000	0-0	.000	0	0	0	1.7	2	0	0	1	0	0	0	3.1
vs Providence	12/04/10		8	2-3	.667	1-2	.500	1-1	1.000	1	2	3	1.9	0	0	0	1	0	1	6	3.5
at Brown	12/05/10		11	2-7	.286	2-7	.286	0-0	.000	0	0	0	1.7	3	0	1	1	0	0	6	3.8
HARVARD	12/07/10		12	1-5	.200	0-3	.000	0-0	.000	0	1	1	1.6	4	0	1	1	0	1	2	3.6
at Hampton	12/10/10		9	1-3	.333	1-2	.500	0-2	.000	0	1	1	1.5	0	0	0	1	0	0	3	3.5
ALABAMA STATE	12/20/10		12	1-2	.500	1-2	.500	0-0	.000	0	1	1	1.5	5	1	0	2	0	0	3	3.5
ROBERT MORRIS	12/21/10		10	0-2	.000	0-1	.000	1-2	.500	1	0	1	1.5	2	0	0	1	0	1	1	3.3
at Auburn	01/06/11		2	0-0	.000	0-0	.000	0-0	.000	0	0	0	1.4	1	0	0	0	0	0	0	3.1
TENNESSEE	01/13/11		12	1-2	.500	1-1	1.000	0-0	.000	1	0	1	1.3	1	0	0	0	0	0	3	3.1
at Georgia	01/16/11		3	1-2	.500	0-1	.000	0-0	.000	0	0	0	1.3	0	0	0	1	0	0	2	3.0
KENTUCKY	01/20/11		3	0-0	.000	0-0	.000	0-0	.000	0	0	0	1.2	0	0	0	0	0	0	0	2.8
at LSU	01/23/11		8	1-3	.333	1-2	.500	0-0	.000	0	1	1	1.2	1	0	0	1	0	0	3	2.8
ALABAMA	01/27/11		1	0-0	.000	0-0	.000	0-0	.000	0	0	0	1.1	0	0	0	0	0	0	0	2.7
at Mississippi State	01/30/11		2	0-0	.000	0-0	.000	0-0	.000	1	0	1	1.1	0	0	1	0	0	0	0	2.6
OLE MISS	02/03/11		4	0-1	.000	0-0	.000	0-0	.000	0	1	1	1.1	1	0	0	1	0	0	0	2.4
VANDERBILT	02/06/11		2	0-0	.000	0-0	.000	0-0	.000	0	0	0	1.0	1	0	0	0	0	0	0	2.3
at Tennessee	02/10/11		6	0-1	.000	0-1	.000	0-0	.000	0	0	0	1.0	1	0	0	0	0	0	0	2.2
at Alabama	02/13/11		4	0-0	.000	0-0	.000	0-0	.000	0	0	0	1.0	0	0	0	1	0	0	0	2.1
MISSISSIPPI STATE	02/20/11		3	0-1	.000	0-1	.000	0-0	.000	0	0	0	0.9	0	0	0	0	0	0	0	2.0
at Vanderbilt	02/25/11		16	2-5	.400	1-2	.500	0-0	.000	0	3	3	1.0	1	0	0	0	0	0	5	2.2
GEORGIA	02/27/11		4	0-0	.000	0-0	.000	0-0	.000	0	0	0	1.0	0	0	0	0	0	0	0	2.1
vs Arkansas	03/03/11		1	0-0	.000	0-0	.000	0-0	.000	0	1	1	1.0	1	0	0	0	0	0	0	2.0
vs Tennessee	03/04/11		8	1-1	1.000	0-0	.000	0-0	.000	0	0	0	0.9	2	0	0	0	0	0	2	2.0
UMBC	03/18/11		0	0-0	.000	0-0	.000	0-0	.000	0	0	0	0.9	0	0	0	0	0	0	0	1.9
at Florida Gulf Coast	03/21/11		2	0-0	.000	0-0	.000	0-0	.000	0	0	0	0.9	0	0	0	0	0	0	0	1.9
Totals - 31 GP		0	207	21-61	.344	14-43	.326	2-5	.400	7	20	27	0.9	38	1	5	16	1	3	58	1.9

2011-12 Opponent	Date	GS	Min	FG-FGA	Pct	3FG-FGA	3Pct	FT-FTA	Pct	OR	DR	REB	Avg	PF	FO	A	TO	Blk	Stl	Pts	Avg
MICHIGAN	11/11/11		10	2-4	.500	2-3	.667	0-0	.000	1	1	2	2.0	1	0	0	1	0	0	6	6.0
STETSON	11/14/11		5	0-3	.000	0-2	.000	0-0	.000	0	0	0	1.0	2	0	0	0	0	0	0	3.0
FLORIDA STATE	11/17/11		3	0-2	.000	0-2	.000	0-0	.000	1	0	1	1.0	0	0	0	0	0	0	0	2.0
HAMPTON	11/22/11		3	0-0	.000	0-0	.000	0-0	.000	0	0	0	0.8	1	0	0	0	0	1	0	1.5
vs LaSalle	11/25/11		12	0-2	.000	0-0	.000	0-0	.000	0	0	0	0.6	1	0	0	0	0	1	0	1.2
vs Charlotte	11/26/11		6	0-2	.000	0-2	.000	0-0	.000	0	1	1	0.7	1	0	0	0	0	0	0	1.0
BELMONT	11/29/11		19	0-4	.000	0-2	.000	0-1	.000	0	1	1	0.7	3	0	1	0	0	0	0	0.9
at San Francisco	12/07/11		15	2-7	.286	0-4	.000	1-1	1.000	1	1	2	0.9	3	0	0	1	0	1	5	1.4
at Pacific	12/09/11		3	0-1	.000	0-1	.000	0-0	.000	0	0	0	0.8	0	0	0	0	0	0	0	1.2
CHARLESTON SOUTHERN	12/20/11		13	2-4	.500	1-2	.500	0-0	.000	0	3	3	1.0	1	0	0	1	0	0	5	1.6
DUQUESNE	12/21/11		5	0-2	.000	0-1	.000	0-0	.000	1	1	2	1.1	2	0	0	0	0	0	0	1.5
SAMFORD	12/28/11		16	1-3	.333	0-2	.000	0-0	.000	2	1	3	1.3	2	0	0	5	0	0	2	1.5
KENTUCKY	01/01/12		3	0-2	.000	0-2	.000	1-2	.500	1	0	1	1.2	0	0	0	0	0	0	1	1.5
at Ole Miss	01/05/12		12	2-3	.667	1-1	1.000	0-0	.000	0	0	0	1.1	0	0	0	0	0	0	5	1.7
SOUTH CAROLINA	01/08/12		10	2-3	.667	1-2	.500	0-0	.000	0	0	0	1.1	0	0	0	1	0	0	5	1.9
at Georgia	01/12/12		1	0-0	.000	0-0	.000	0-0	.000	0	0	0	1.0	0	0	0	0	0	0	0	1.8
LSU	01/15/12		14	2-6	.333	2-5	.400	0-0	.000	1	1	2	1.1	1	0	1	1	0	0	6	2.1
ALABAMA	01/19/12		10	1-2	.500	1-2	.500	0-0	.000	0	0	0	1.0	2	0	1	0	0	0	3	2.1
at Kentucky	01/22/12		11	0-0	.000	0-0	.000	0-0	.000	1	1	2	1.1	0	0	0	1	0	0	0	2.0
at Arkansas	01/29/12		8	3-5	.600	1-2	.500	0-0	.000	0	1	1	1.1	0	0	0	2	0	0	7	2.3
at LSU	02/02/12		7	1-1	1.000	1-1	1.000	0-0	.000	0	1	1	1.0	1	0	1	1	0	0	3	2.3
OLE MISS	02/05/12		11	1-5	.200	1-4	.250	0-0	.000	0	0	0	1.0	1	0	0	0	0	0	3	2.3
AUBURN	02/09/12		8	1-3	.333	0-2	.000	0-0	.000	0	1	1	1.0	1	0	0	0	1	0	2	2.3
at South Carolina	02/12/12		3	0-1	.000	0-1	.000	0-0	.000	0	1	1	1.0	0	0	0	1	0	0	0	2.2
at Vanderbilt	02/16/12		7	1-4	.250	0-2	.000	0-0	.000	0	0	0	1.0	1	0	0	0	0	1	2	2.2
GEORGIA	02/19/12		9	0-1	.000	0-0	.000	0-0	.000	1	2	3	1.0	0	0	1	0	0	0	0	2.1
MISSISSIPPI ST.	02/23/12		12	1-5	.200	0-4	.000	0-0	.000	0	0	0	1.0	2	0	0	1	0	1	2	2.1
at Tennessee	02/26/12		19	5-8	.625	2-5	.400	0-0	.000	0	2	2	1.0	2	0	0	0	0	2	12	2.5
vs Auburn	03/01/12		6	0-2	.000	0-2	.000	0-0	.000	0	0	0	1.0	1	0	1	0	0	0	0	2.4
vs Kentucky	03/02/12		5	0-1	.000	0-1	.000	0-0	.000	0	1	1	1.0	0	0	0	1	0	0	0	2.3
vs Ohio State	03/18/12		5	1-3	.333	1-2	.500	0-0	.000	1	1	2	1.0	2	0	0	0	0	0	3	2.3
vs Baylor	03/20/12		6	1-2	.500	0-1	.000	0-0	.000	1	0	1	1.0	2	0	0	0	0	0	2	2.3
Totals - 32 GP		0	277	29-91	.319	14-60	.233	2-4	.500	12	21	33	1.0	33	0	6	17	1	7	74	2.3

2013-14 GATORS: LILY SVETE

2012-13 Opponent	Date	GS	Min	FG-FGA	Pct	3FG-FGA	3Pct	FT-FTA	Pct	OR	DR	REB	Avg	PF	FO	A	TO	Blk	Stl	Pts	Avg	
FAIRFIELD	11/09/12	*	24	1-3	.333	1-2	.500	0-2	.000	2	2	4	4.0	1	0	0	1	0	1	3	3.0	
GEORGIA STATE	11/11/12	*	15	3-3	1.000	2-2	1.000	0-0	.000	0	3	3	3.5	1	0	0	0	0	2	8	5.5	
at Florida State	11/15/12	*	14	1-2	.500	0-0	.000	0-0	.000	0	0	0	2.3	3	0	0	1	0	0	2	4.3	
NORTH FLORIDA	11/19/12	*	21	1-10	.100	1-7	.143	0-0	.000	2	2	4	2.8	1	0	0	1	0	0	3	4.0	
vs NC State	11/23/12	*	15	2-7	.286	1-6	.167	0-0	.000	0	0	0	2.2	4	0	0	1	0	0	5	4.2	
vs Northern Iowa	11/24/12	*	18	1-3	.333	1-2	.500	0-0	.000	1	0	1	2.0	2	0	0	0	0	1	3	4.0	
vs Arizona State	11/25/12	*	15	1-2	.500	0-0	.000	2-2	1.000	2	0	2	2.0	0	0	0	1	0	0	4	4.0	
at Michigan	12/01/12	*	20	2-5	.400	2-5	.400	0-0	.000	0	0	0	1.8	3	0	0	0	0	0	6	4.3	
TROY	12/04/12	*	15	5-6	.833	4-5	.800	0-0	.000	0	3	3	1.9	3	0	2	4	1	1	14	5.3	
PACIFIC	12/07/12	*	12	0-1	.000	0-0	.000	0-0	.000	1	1	2	1.9	0	0	0	2	0	0	0	4.8	
at La Salle	12/16/12	*	19	3-5	.600	1-3	.333	0-0	.000	1	2	3	2.0	0	0	0	4	0	1	7	5.0	
SAVANNAH ST.	12/20/12	*	22	5-12	.417	5-10	.500	0-0	.000	1	2	3	2.1	1	0	0	0	0	0	15	5.8	
CENTRAL MICHIGAN	12/21/12	*	17	2-7	.286	2-7	.286	1-2	.500	1	0	1	2.0	4	0	1	0	0	0	7	5.9	
HOLY CROSS	12/28/12	*	20	2-6	.333	2-6	.333	0-0	.000	3	0	3	2.1	0	0	0	1	0	0	6	5.9	
at KENTUCKY	01/03/13	*	17	0-0	.000	0-0	.000	0-0	.000	0	2	2	2.1	1	0	0	1	0	0	0	5.5	
LSU	01/06/13	*	14	2-3	.667	2-3	.667	0-0	.000	0	2	2	2.1	1	0	0	0	0	0	6	5.6	
at Mississippi State	01/10/13	*	12	0-3	.000	0-3	.000	0-0	.000	0	0	0	1.9	2	0	0	0	0	0	0	5.2	
TENNESSEE	01/13/13	*	10	0-0	.000	0-0	.000	0-0	.000	1	0	1	1.9	0	0	0	0	0	0	0	4.9	
SOUTH CAROLINA	01/20/13		15	1-1	1.000	1-1	1.000	0-0	.000	0	0	0	1.8	2	0	1	1	1	1	3	4.8	
OLE MISS	01/24/13		9	0-3	.000	0-2	.000	0-0	.000	2	0	2	1.8	1	0	0	1	0	0	0	4.6	
at Georgia	01/27/13		19	1-5	.200	0-4	.000	0-0	.000	0	4	4	1.9	1	0	2	2	0	1	2	4.5	
at Mizzou	01/31/13		18	3-4	.750	3-3	1.000	0-0	.000	0	1	1	1.9	1	0	0	0	0	1	9	4.7	
ALABAMA	02/03/13	*	25	4-7	.571	4-6	.667	0-0	.000	0	4	4	2.0	3	0	0	2	0	0	12	5.0	
at Auburn	02/10/13	*	30	3-9	.333	3-8	.375	2-2	1.000	1	2	3	2.0	1	0	1	0	0	0	11	5.3	
at Texas A&M	02/14/13	*	22	5-6	.833	5-6	.833	0-0	.000	1	1	2	2.0	2	0	0	2	0	0	15	5.6	
GEORGIA	02/17/13	*	23	0-1	.000	0-1	.000	0-0	.000	2	0	2	2.0	1	0	0	2	0	1	0	5.4	
VANDERBILT	02/21/13	*	10	0-3	.000	0-2	.000	0-0	.000	0	0	0	1.9	1	0	0	1	0	0	0	5.2	
at Alabama	02/24/13	*	24	4-9	.444	3-8	.375	0-0	.000	0	1	1	1.9	1	0	0	2	0	1	11	5.4	
ARKANSAS	02/28/13	*	19	2-2	1.000	1-1	1.000	0-0	.000	1	1	2	1.9	5	1	0	1	0	0	5	5.4	
at South Carolina	03/03/13	*	15	0-1	.000	0-1	.000	0-0	.000	1	2	3	1.9	2	0	0	2	0	0	0	5.2	
vs Arkansas	03/07/13	*	11	0-2	.000	0-2	.000	0-0	.000	0	1	1	1.9	1	0	0	1	0	0	0	5.1	
vs Tennessee	03/08/13	*	18	1-5	.200	1-5	.200	0-0	.000	0	1	1	1.9	2	0	0	0	0	1	3	5.0	
at FIU	03/21/13	*	13	1-2	.500	1-2	.500	0-0	.000	0	1	1	1.8	1	0	0	0	0	0	3	4.9	
at Winthrop	03/25/13	*	15	3-5	.600	3-5	.600	0-0	.000	1	3	4	1.9	0	0	0	1	0	0	9	5.1	
at Charlotte	03/27/13	*	22	1-4	.250	1-4	.250	0-0	.000	0	2	2	1.9	0	0	0	0	0	0	3	5.0	
at James Madison	03/30/13	*	20	2-5	.400	2-5	.400	0-0	.000	2	1	3	1.9	1	0	0	0	0	0	6	5.0	
at Drexel	04/03/13	*	17	0-3	.000	0-3	.000	0-0	.000	0	0	0	1.9	0	0	0	0	0	0	0	4.9	
Totals - 37 GP			33	645	62-155	.400	52-130	.400	5-8	.625	26	44	70	1.9	53	1	7	35	2	12	181	4.9

2013-14 GATORS



#1 RONNI WILLIAMS

6-0 • FRESHMAN • FORWARD

DAYTONA BEACH, FLA. • ATLANTIC HIGH SCHOOL

MAJOR: EXPLORING SOCIAL & BEHAVIORAL SCIENCE

Ronni Williams was the top-ranked basketball recruiting prospect in the state of Florida for the 2012-13 signing class and ranked No. 13 overall in the country by ESPN ... highest-ranked player ever signed by the Gators since the prep rankings began ... first Gator signee named a McDonald's High School All-American ... a player who can excel at any position

HIGH SCHOOL

- Graduated from Atlantic High School (Port Orange, Fla.) Cum Laude in May of 2013
- Atlantic High School records 45 points in game (Jan. 22, 2011) 25 rebounds in a game (Jan. 14, 2010) 93 blocks in season (2012)
- Ranked as the No. 13 best player in the country on ESPN's Class of 2013 national recruiting list also recognized by ESPN HoopGurlz Super 60 rankings as the third-best wing-position player in 2013 recruiting class
- Played in the 2013 McDonald's All-American High School Game (April 3, 2013 at the United Center in Chicago) game featured the nation's top 24 high school girls' players
- One of 20 high school seniors selected to the 2013 WBCA High School All-America Game presented by NIKE (played April 6, 2013 in New Orleans, site of the 2013 NCAA Women's Final Four)
- First player named Daytona Beach News-Journal's Girls Basketball Player of the Year in each of her four seasons (2010, 2011, 2012, 2013)
- Runner-up for 2013 Florida Dairy Farmers Miss Basketball
- Topped the 2,000-point plateau on "Senior Day" and led Atlantic High School to the District 7-4A championship on February 2, 2013, with 19 points and 10 rebounds
- Senior year averaged 20.2 points, 10.7 rebounds, 3.1 blocks and 3.2 steals per game individual game high was a 38-point, 17 rebound performance in a win against New Smyrna Beach on Jan. 24, 2013
- Junior year averaged 20.1 points (636 total points), 10.8 rebounds, 2.9 steals and 2.6 blocks helped the Sharks to a 21-6 record totaled 553 points, scoring a season-high 34 points on Jan. 17, 2012, vs. Crooms Academy
- Sophomore year averaged 21.9 points, 13.6 rebounds, 4.2 assists and 4.2 blocks season highlighted with a 66-65 win against Apopka on Jan. 22, 2011, when she scored a career-high and school-record 45 points with 19 rebounds and five steals
- Freshman year totaled 451 points and averaged 20.5 points with 13.5 rebounds statistical highlight game came on Jan. 14, 2010, against Orlando Jones when she recorded 29 points, 25 rebounds and dished seven assists in the win
- Also member of the Sharks track & field team
- Coached at Atlantic HS by George Butts



THE SOUTHEASTERN CONFERENCE

FLORIDA WOMEN'S BASKETBALL

THE SOUTHEASTERN CONFERENCE



SEC Commissioner
Michael L. Slive

Michael L. Slive

Michael L. Slive, Commissioner of Conference USA, was named the seventh commissioner of the Southeastern Conference on July 2, 2002.

Slive was the first-ever Commissioner of Conference USA when the league was formed on April 24, 1995. He was also Commissioner of the Great Midwest Conference when that league was formed in 1991.

Slive was selected by the chief executive officers of the 12 Southeastern Conference institutions.



SEC Media Contact
Tammy Wilson

Tammy Wilson

Tammy Wilson has worked with the Southeastern Conference since July of 1997 and was promoted to Associate Director of Media Relations in 2001.

In her role, Wilson serves as the conference media liaison for women's basketball and tennis, in addition to working closely with football.

Wilson, a 1992 graduate of Central Florida, also gained media relations experience at Alabama and East Carolina.

Contacting the Southeastern Conference

The Southeastern Conference

2201 Richard Arrington Blvd. North • Birmingham, AL 35203

SEC Office Phone Numbers

Main Switchboard: 205-458-3000
Media Relations FAX: 205-458-3030
Main FAX: 205-458-3031
Ticket Office Direct Line: 205-458-3015
Internet Address: www.SECDigitalNetwork.com

SEC Quick Facts

Founded: 1933

Member Schools (14): Alabama, Arkansas, Auburn, Florida, Georgia, Kentucky, LSU, Mississippi, Mississippi State, Missouri, South Carolina, Texas A&M, Tennessee and Vanderbilt

Commissioner: Michael L. Slive

Executive Assoc. Commissioner: ... Mark Womack, Greg Sankey

Assoc. Commissioners: Tiffany Daniels (SWA),

Herb Vincent (Communications), Mark Whitworth (Men's Basketball)

Asst. Commissioners: Leslie Claybrook (Championships),

Craig Mattox (Championships), Gil Grimes (Legislative Services),

Charlie Hussey (Marketing/Licensing), Will Lawler (Compliance),

Chris Waldsmith (Finances)

Coordinator of Women's Basketball Officials: Sally Bell

Media Relations Staff (Phone Ext.) Sports Oversee

Herb Vincent, Associate Commissioner (x3037) Football

Craig Pinkerton, Director (x3038) M-Basketball, Soccer

Tammy Wilson, Associate Director (x3036) W-Basketball, Tennis

Wilson's E-Mail: twilson@sec.org

Sean Cartell, Assistant Director Equestrian, Track & Field

Chuck Dunlap, Associate Director (x3047) Baseball, Golf,

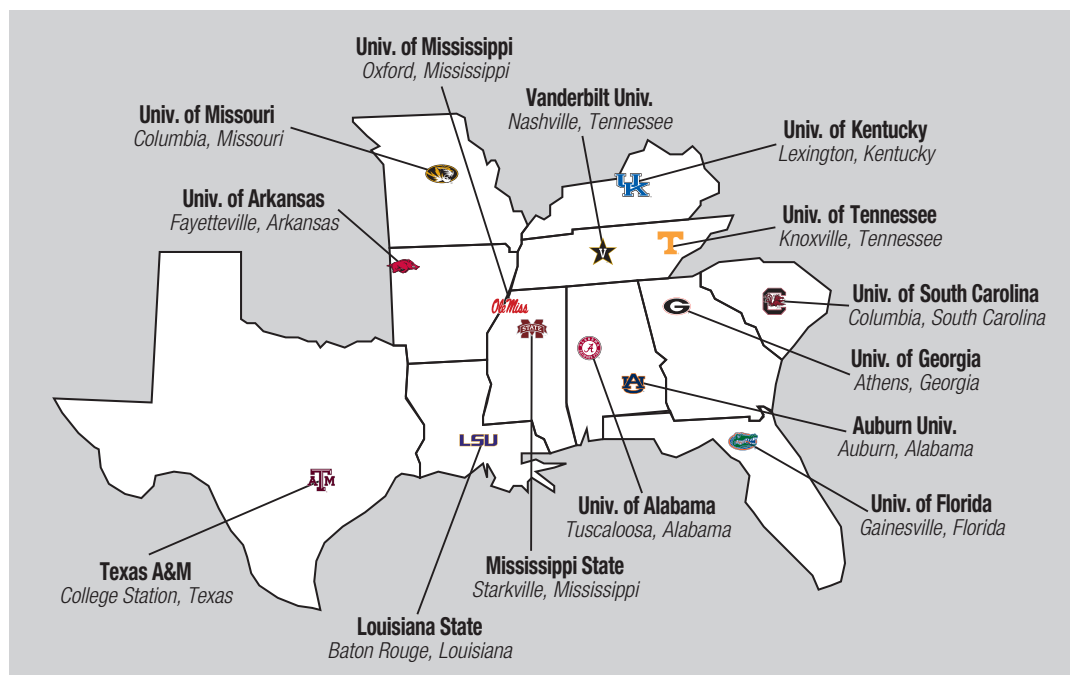
Football

Chevonne Mansfield, Assistant Director. Volleyball, Softball,

Swimming & Diving and Gymnastics



SEC DIGITAL NETWORK



History of the SEC

Dec. 8-9, 1932

The 13 members of the Southern Conference west and south of the Appalachian Mountains reorganize to form the Southeastern Conference. In 1940, Martin S. Conner, former Mississippi Governor, is named first SEC commissioner.

1933

The first SEC champions were crowned in four sports (baseball, men's basketball, football and men's outdoor track). The league's inaugural championship was a basketball tournament.

Feb. 21, 1948

Bernie Moore becomes the SEC's second full-time commissioner and moves the league offices to Birmingham, Ala.

April 1, 1966

A.M. "Tonto" Coleman becomes the SEC's third commissioner. Under Coleman, the SEC admits its first black athlete, Kentucky football player Nat Northington.

Aug. 1, 1972

As the SEC's fourth commissioner, Dr. H. Boyd McWhorter makes a formal agreement to send its football champion to the Sugar Bowl. Also, under his leadership, the SEC Men's Basketball Tournament is reborn in 1979 after being discontinued in 1952.

1979

The SEC sponsors its first women's championships in basketball, tennis and volleyball.

Sept. 15, 1986

Dr. Harvey Schiller, as the league's fifth commissioner, establishes the SEC as a leader in the areas of athletic scholarship and marketing.

Aug. 1 & Sept. 25, 1990

Under the league's sixth commissioner, Roy Kramer, the SEC welcomes the University of Arkansas and the University of South Carolina as its newest members.

March 12, 2002

Roy F. Kramer announces his retirement on March 12. Michael L. Slive is introduced as the seventh Commissioner of the SEC on July 2.

Feb. 23, 2005

SEC announces the formation of its Academic Consortium, which will link academic resources of its 12 member institutions.

Aug. 25, 2008

ESPN and the SEC reach an unprecedented 15-year agreement beginning in 2009-10 through 2023-24 to carry more than 5,500 SEC events, including football, men's and women's basketball, Olympic sports and SEC Championships.

Sept. 25, 2011

SEC announces that Texas A&M University and the University of Missouri will join the conference effective July 1, 2012, with competition to begin in all sports for the 2012-13 academic calendar.

SEC NETWORK



AGREEMENT

- 20-year contract between SEC and ESPN through 2034
- Based in Charlotte, N.C., where ESPN Regional Television is headquartered
- SEC Network debuts in August 2014
- ESPN produces and distributes programming
- SEC member institutions may provide additional digital programming for on-line streaming

PROGRAMMING

- Minimum of 1,000 live events annually; 450 on TV and 550 on digital (on-line)
- Approximately 45 live football games
- Weekly replays of football games (from SEC Network, ESPN networks and CBS)
- 100 live men's basketball games
- 60 live women's basketball games
- 75 live baseball games
- 250+ live Olympic sports events (e.g. soccer, volleyball, softball, gymnastics, etc.)
- Studio shows, news and information from across the SEC and other features (e.g. Paul Finebaum Show, SEC Storied, etc.)

DISTRIBUTION

- AT&T U-Verse agreement already in place
- Agreement with the NRTC (National Rural Telecommunications Cooperative)

- ESPN will negotiate with cable operators (e.g. Cox, Comcast, Brighthouse, Time Warner, etc.) and satellite companies (e.g. DirecTV, DISH) to carry programming
- Network projected to have national appeal
- In SEC geographic footprint alone, approximately 30 million TV households (6.4 million in Florida)
- Digital programming to stream on the SEC Network-specific site, digital applications, and via Xbox or similar devices for subscribers who receive the underlying television network

IMPACT

- No more live Gator event programming on Sun Sports/FS Florida (coaches shows and Gatorzone remain) or on gatorzone.com (GatorVision); SEC controls all TV rights for all member schools
- Breakfast with the Gators on Sun Sports won't continue in its current form; Gator football game telecasts will be replayed weekly on SEC Network (times TBD) along with all other SEC games
- Programming on current over-the-air syndicated package branded as "SEC Network" will be available on an ESPN Network or the SEC Network
- Pay-per-view telecasts will no longer exist; those events will be available on the SEC Network or an ESPN Network
- No more exclusive 3:30 pm window for CBS during football season; SEC Network (or one of other ESPN networks) may televise another SEC game during that time slot as well.

SEC WOMEN'S BASKETBALL

2014 SEC WOMEN'S BASKETBALL CONFERENCE SCHEDULE

Date	ALA	ARK	AU	UF	UG	UK	LSU	UM	MSU	MIZ	USC	UT	TAM	VU
Thu., Jan. 2	UK	USC		MSU	@VU	@ALA	@UT	MIZ	@UF	@UM	@ARK	LSU		UG
Sun., Jan. 5	@TAM	@MIZ	@MSU	@UK	UT	UF			AU	ARK	VU	@UG	ALA	@USC
Thu., Jan. 9		@UF	VU	ARK	@MIZ	@USC	TAM	@UT		UG	UK	UM	@LSU	@AU
Sun., Jan. 12	UM	MSU	USC	@LSU	TAM	MIZ	UF	@ALA	@ARK	@UK	@AU	@VU	@UG	UT
Thu., Jan. 16	AU	@UG	@ALA		ARK		@MIZ	VU	UT	LSU	@TAM	@MSU	USC	@UM
Sun., Jan. 19	@USC	UM	UK	UG	@UF	@AU	@VU	@ARK	@TAM		ALA		MSU	LSU
Thu., Jan. 23	@UK		@LSU	@UT		ALA	AU	MSU	@UM	TAM		UF	@MIZ	
Sun., Jan. 26	UG	@UK	@UF	AU	@ALA	ARK	@UM	LSU	MIZ	@MSU	@VU	@TAM	UT	USC
Thu., Jan. 30	@UF	@UT	TAM	ALA	UK	@UG	MSU	@USC	@LSU	VU	UM	ARK	@AU	@MIZ
Sun., Feb. 2	UT	AU	@ARK	@UM	@MSU	LSU	@UK	UF	UG	@USC	MIZ	@ALA	@VU	TAM
Thu., Feb. 6		UF		@ARK			MIZ	UT	USC	@LSU	@MSU	@UM		
Sun., Feb. 9	@MIZ	@USC	MSU	UK	UM	@UF	@TAM	@UG	@AU	ALA	ARK	VU*	LSU	@UT*
Thu., Feb. 13	@ARK	ALA	@VU		@TAM	UM		@UK					UG	AU
Sun., Feb. 16	TAM		MIZ	@UG	UF	@UT	USC		VU	@AU	@LSU	UK	@ALA	@MSU
Thu., Feb. 20	MSU	VU	@UT	MIZ	LSU	USC	@UG	TAM	@ALA	@UF	@UK	AU	@UM	@ARK
Sun., Feb. 23	@VU	@LSU	UG	@USC	@AU	@TAM	ARK	@MSU	UM	UT	UF	@MIZ	UK	ALA
Thu., Feb. 27	@AU	@TAM	ALA	@VU	@USC	@MSU	UT	@MIZ	UK	UM	UG	@LSU	ARK	UF
Sun., March 2	LSU	MIZ	@UM	TAM	MSU	VU	@ALA	AU	@UG	@ARK	@UT	USC	@UF	@UK

*Vanderbilt at Tennessee game is Mon., Feb. 10

2013-14 SEC Women's Basketball Media Relations Contacts

School	Website	SID Contact	Email	SID Phone	Press Row
Alabama	rolltide.com	Jessica Paré	jpare@ia.ua.edu	205-348-3673	205-348-3726
Arkansas	arkansasrazorbacks.com	Jeri Thorpe	jthorpe@uark.edu	479-575-5037	479-575-6622
Auburn	auburntigers.com	Matt Crouch	mbc0002@auburn.edu	334-844-9709	334-844-1933
Florida	Gatorzone.com	Kathy Cafazzo	kathyc@gators.ufl.edu	352-375-4683 x6133	352-367-1801
Georgia	georgiadogs.com	Mike Mobley	mmobley@sports.uga.edu	706-542-1621	706-542-8052
Kentucky	Ukathletics.com	Susan Lax / Cory Weigel	Slax0@uky.edu / cory.weigel@uky.edu	859-257-3838	859-323-5900
LSU	lsusports.net	Bill Martin	wmart4@lsu.edu	225-578-8204	225-578-8226
Mississippi	Olemisssports.com	Jessica Poole	Jepoole1@olemiss.edu	662-915-7896	662-236-1931
Mississippi State	mstateathletics.com	Brock Turnipseed	BTurnipseed@athletics.msstate.edu	662-325-7556	662-325-3776
Missouri	mutigers.com	Jenny Dewar	dewarj@missouri.edu	573-884-9486	573-882-1442
South Carolina	gamecocksonline.com	Diana Koval	dkoval@mailbox.sc.edu	803-777-7977	803-777-6182
Tennessee	UTSports.com	Eric Trainer	etrainer@utk.edu	865-974-8173	865-974-0110
Texas A&M	Aggieathletics.com	Matt Callaway	mcallaway@athletics.tamu.edu	979-862-5443	979-862-6944
Vanderbilt	Vucommodores.com	TBA	TBA	615-343-5823	615-320-0436
Southeastern Conference	Secdigitalnetwork.com	Tammy Wilson	twilson@sec.org	205-458-3010	Does not apply

SEC TOURNAMENT

SEC Women's Basketball Tournament

SEC Tournament Changes

The 2012-13 season marked the second time in Southeastern Conference history the Women's Basketball Tournament underwent a format change. The tournament, which had been a four-day event featuring 12 teams since 1992, expanded to 14 teams, adding an extra day of competition.

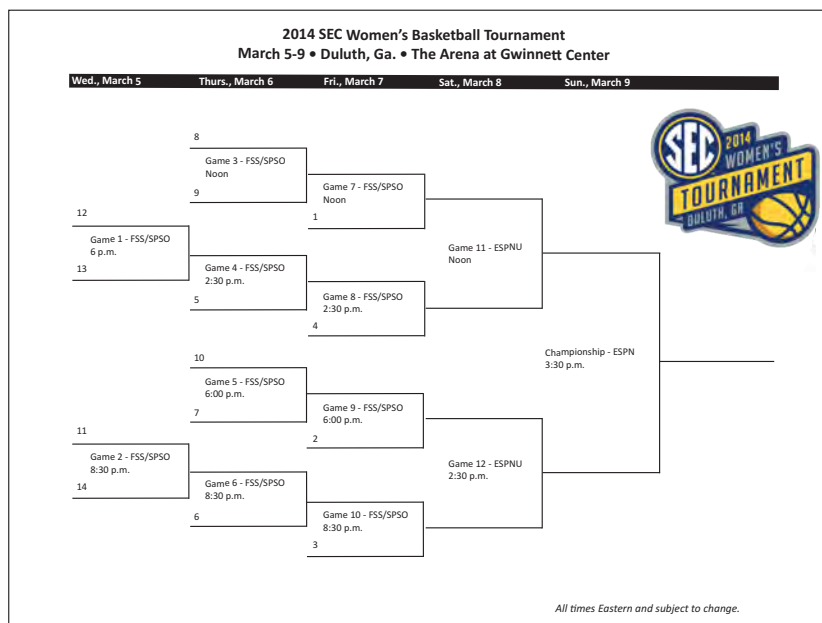
Similar to the 2013 event, the 2014 SEC Women's Tournament will be held at The Arena at Gwinnett Center in Duluth, Ga., from March 6-10, 2014. The addition of a day to the tournament will feature two additional contests played on Wednesday. Seeds 11 through 14 will compete in the opening games of the bracket, with the rest of the event continuing on Thursday.

"The high profile of the tournament and the fact that it gives every institution the opportunity to play and compete for a championship was very important in the conversation about expanding the tournament," SEC Assistant Commissioner Leslie Claybrook stated. "Our league is good enough to include all 14 teams and give them the opportunity to compete and win the automatic bid to the NCAA Tournament."

The format changes were due in large part to the new additions of Missouri and Texas A&M into the Southeastern Conference, with both universities competing in the league starting in the fall of 2012. Texas A&M won a women's hoops National Championship in 2011, while Missouri advanced to the Big 12 Women's Tournament in 2012.

Other than the two Wednesday games, the bracket remained identical to that of years prior.

Ticket books for the 2014 SEC Women's Basketball Tournament will go on sale in October. This year's event will feature general admission seating for the Wednesday and Thursday sessions. Single session tickets will go on sale the week of the tournament.



SEC Tournament FACT

The SEC was the first conference ever to televise every game of its postseason Women's Basketball Tournament.

Future Sites for the SEC Women's Basketball Tournament

2015	March 4-8 * TBA
2016	March 2-6 * TBA

Florida's All-Time SEC Tournament Results (overall record: 18-33)

1980 (Knoxville, Tenn.)

First Round	def. Miss. St. 68-62
Quarterfinals	lost Tennessee 118-44

1981 (Baton Rouge, La.)

First Round	lost Alabama 67-54
-------------	--------------------

1982 (Lexington, Ky.)

did not compete

1983 (Knoxville, Tenn.) - Seed: E5

First Round	lost (W4) Alabama 69-53
-------------	-------------------------

1984 (Athens, Ga.) - Seed: E5

First Round	lost (W4) Auburn 75-65
-------------	------------------------

1985 (Oxford, Miss.) - Seed: E3

First Round	bye
Quarterfinals	lost (W2) Auburn 83-64

1986 (Athens, Ga.) - Seed: 9

First Round	lost (8) Alabama 71-57
-------------	------------------------

1987 (Albany, Ga.) - Seed: 10

First Round	lost (7) Kentucky 75-53
-------------	-------------------------

1988 (Albany, Ga.) - Seed: 9

First Round	lost (8) Miss. St. 67-46
-------------	--------------------------

1989 (Albany, Ga.) - Seed: 9

First Round	def. (8) Kentucky 67-64
Quarterfinals	lost (1) Auburn 72-61

1990 (Albany, Ga.) - Seed: 9

First Round	def. (8) Kentucky 70-54
Quarterfinals	lost (1) Tennessee 81-54

1991 (Albany, Ga.) - Seed: 8

First Round	lost (9) Alabama 95-75
-------------	------------------------

1992 (Albany, Ga.) - Seed: 9

First Round	lost (8) Auburn 70-53
-------------	-----------------------

1993 (Chattanooga, Tenn.) - Seed: 4

First Round	bye
Quarterfinals	lost (5) Alabama 88-73

1994 (Chattanooga, Tenn.) - Seed: 3

First Round	bye
Quarterfinals	def. (6) Auburn 72-67
Semifinals	lost (2) Vanderbilt 94-67

1995 (Chattanooga, Tenn.) - Seed: 6

First Round	def. (11) LSU 88-80
Quarterfinals	lost (3) Georgia 88-71

1996 (Chattanooga, Tenn.) - Seed: 6

First Round	def. (11) S. Carolina 65-48
Quarterfinals	def. (3) Vanderbilt 83-73
Semifinals	lost (2) Tennessee 74-63

1997 (Chattanooga, Tenn.) - Seed: 3

First Round	bye
Quarterfinals	def. (6) Vanderbilt 68-54
Semifinals	def. (2) Alabama 83-72
Finals	lost (9) Auburn 52-47

1998 (Columbus, Ga.) - Seed: 2

First Round	bye
Quarterfinals	def. (7) Arkansas 63-49
Semifinals	lost (3) Alabama 74-61

1999 (Chattanooga, Tenn.) - Seed: 8

First Round	def. (9) Vanderbilt 64-61
Quarterfinals	lost (1) Tennessee 90-82

2000 (Chattanooga, Tenn.) - Seed: 7

First Round	def. (10) Arkansas 96-86
Quarterfinals	lost (2) Tennessee 91-79

2001 (Memphis, Tenn.) - Seed: 2

First Round	bye
Quarterfinals	lost (7) Arkansas 78-69

2002 (Nashville, Tenn.) - Seed: 6

First Round	lost (11) Auburn 70-57
-------------	------------------------

2003 (Little Rock, Ark.) - Seed: 11

First Round	lost (7) Vanderbilt 74-58
-------------	---------------------------

2004 (Nashville, Tenn.) - Seed: 4

First Round	bye
Quarterfinals	lost (5) Georgia 76-72

2005 (Greenville, S.C.) - Seed: 8

First Round	lost (9) Alabama 62-58
-------------	------------------------

2006 (Little Rock, Ark.) - Seed: 5

First Round	def. (12) Miss. St. 98-83
Quarterfinals	lost (4) Kentucky 88-70

2007 (Duluth, Ga.) - Seed: 11

First Round	def. (6) Miss. St. 69-63
Quarterfinals	lost (3) Vanderbilt, 105-77

2008 (Nashville, Tenn.) - Seed: 7

First Round	def. (10) S. Carolina 71-57
Quarterfinals	lost (2) Tennessee 92-61

2009 (Little Rock, Ark.) - Seed: 4

First Round	bye
Quarterfinals	lost (5) Tennessee 67-71

2010 (Duluth, Ga.) - Seed: 7

First Round	lost (10) Auburn 64-71
-------------	------------------------

2011 (Nashville, Tenn.) - Seed: 8

First Round	def. (9) Arkansas 68-59
Quarterfinals	lost (1) Tennessee 75-92

2012 (Nashville, Tenn.) - Seed: 8

First Round	def. (9) Auburn 70-60
Quarterfinals	lost (1) Kentucky 67-71

2013 (Duluth, Ga.) - Seed: 9

First Round	def. (8) Arkansas, 64-59
Quarterfinals	lost (1) Tennessee, 82-73


SEC WOMEN'S BASKETBALL – THE NATION'S PREMIER WOMEN'S BASKETBALL CONFERENCE



With **eight** national championships, 10 runner-up finishes, a nation-leading 34 Final Four appearances and 112 first-team All-America honors, the **SOUTHEASTERN CONFERENCE** stands firmly as the **nation's premier intercollegiate women's basketball conference**.

Unparalleled Success

- The SEC has posted impressive non-conference records in the last decade. The SEC compiled a **166-52 (.765)** non-conference record during the 2012-13 season.
- Since the 1990 season, the SEC has compiled a **3295-983 (.770)** record against other conferences. The league has recorded 150+ wins during eight seasons and has never recorded a non-conference winning percentage below .723.
- SEC teams have earned appearances in **25 of 32 NCAA Final Fours**, an accomplishment unmatched by any other league.
- Overall, SEC squads have filled **34** of the **128** Final Four berths, including having two Final Four teams NINE times.
- SEC teams have made **18 appearances** in a **nation-high 16 NCAA Championship games**, winning eight NCAA Championships.
- The league also had the distinction of providing **both national finalists twice in its history** in 1996 and 1989.
- SEC teams have won **361 NCAA Tournament games against 187 losses (.659)** for an average of **11.3 NCAA wins per year**.
- In addition, **all 14** current members have appeared in the NCAA Tournament.
- The SEC has paced the pack in NCAA tournament bids **22 times in its 32-year history**.
- The SEC was the first league to ever have **eight** teams invited to the NCAA Tournament, doing so in 1999, 2002 and 2012.
- The SEC was also the first league to ever have **seven** teams invited to the NCAA Tournament and earned this honor a leading seven times (1986, 1991, 1995, 1996, 1997, 2003, 2004, 2009 & 2013).
- The SEC is one of a handful of leagues to have won three different national tournament titles with eight NCAA, two WNIT and three NWIT.



UF's **Quientella Bonner's** 31 rebounds versus Ga. Southern in 1977 is still the highest individual single-game total in SEC history. Her 17.1 rebounds per game in 1977 also tops the SEC season chart.

Individual Honors

- The SEC has had **60** student-athletes named as a **First-Team All-America selection**. Those 60 have been named a total of **87** times since the 1982-83 season (first year of SEC sponsorship), including **Florida's DeLisha Milton and Murriel Page**.
- All-Americans were first named in women's basketball in 1975. Since that time, league schools have had 68 players named first-team a total of **112** times.
- The league has had **six Honda Sports Awards** winners.
- **Seven Naismith Player of the Year** winners have come from the SEC.
- SEC teams have provided **140 All-Region performers**, including **28 Most Outstanding Players** – with Florida's **DeLisha Milton** named the **1997 NCAA Mideast Regional MOP**.
- Over the past 32-years, **38 Final Four All-Tournament Team members** have come from SEC schools.
- In 1996, the entire all-tournament team was made up of SEC players.
- **Nine** NCAA Post-Graduate Scholarship winners and **29** Academic All-Americans hail from the SEC.

Dominance in the Polls

- Since the SEC began to sponsor women's basketball in 1982, it has failed only three times to place at least four members in each of the final polls (the USA Today/ESPN poll began in 1986).
- Last season, the SEC had **five** in the final of both polls, with two more receiving votes in Associated Press and one receiving votes in coaches.
- In terms of rankings, the SEC has the richest history of any conference in the nation, boasting more poll appearances than any other.
- Since the 1982 season, SEC teams have been ranked **556 consecutive weeks** in the AP Poll.
- Since, 1982, league teams have been ranked **2,842** times, including **1,517** Top 10 appearances and **750** Top 5 appearances.
- Overall, the league teams have been ranked **650** consecutive weeks, with teams ranked a total of **3,117** times. The SEC has **1,531** Top 10 appearances and **752** Top Five appearances overall.
- SEC teams can also boost of **136** No. 1 rankings in the AP Poll.
- The league has had the **top three teams** in the AP Poll twice. In week three in 2005 and in week eight in 1989.
- A nation-leading eight SEC teams were ranked at one point in the AP and CNN/USA Today Top 25 polls during the 1995-96 season. The league mirrored that feat during the 1996-97 season.



2006 Florida graduate **Sarah Lowe** was a recipient of an NCAA Post-Graduate Scholarship. In 2008, Lowe was invited to join the prestigious Knight Foundation's Commission.

PATRICK MANNING/ALAMY

SEC WOMEN'S BASKETBALL – THE NATION'S PREMIER WOMEN'S BASKETBALL CONFERENCE

SEC in the WNBA

- The Southeastern Conference had 24 former SEC student-athletes make 2013 WNBA opening day rosters – including **Gators Aneika Henry and DeLisha Milton-Jones!**
- Overall, the SEC has had **121** former players go on to play in the league – including **12 Gators!**
- In this year's WNBA draft, a total of **seven** SEC women's basketball players were taken – including Gator **Jennifer George!**
- Since the inaugural WNBA draft in 1997, the SEC has had **126** former players drafted – including **17 Gators** – for the professional league, including **five** No. 1 picks.



Murriel Page was the first-ever draft pick by the Washington Mystics, who selected the former Gator third overall in the 1998 Draft.



DeLisha Milton, the 1997 SEC Player of the Year, was one of five former SEC players on the 12-member 2000 USA Olympic Team in Sydney. She also was named to the 2004 U.S. Olympic Team, but injury prevented her from playing. Milton continued her quest for 'Gold' and became one of six SEC alumni on the 2008 U.S. Olympic Team.

SEC in USA Basketball

- SEC schools have produced **39** Olympians since 1976, with **35** coming since the SEC began sponsoring women's basketball – including **Florida's Tammy Jackson, DeLisha Milton and Azania Stewart!**
- In addition, **22** players have been part of a Women's National Team and **44** have been on a World University Game Team roster.
- While at an SEC school, **13** head coaches have been named to coach, as an assistant or head coach, for USA Basketball teams, including current Florida head coach **Amanda Butler** and former head coach **Carol Ross.**



Tammy Jackson was the first Gator selected for the U.S. Olympic Team, donning the Red, White & Blue in 1992. DeLisha Milton has been named to three Olympic Teams, playing with two of them while missing 2004 due to injury.

NCAA Numbers Do The Talking

(All numbers based on actual conference alignment)



NCAA APPEARANCES

SEC	195
ACC	149
Big Ten	134
Big East	133
Pac-12	108
Big 12	105
Atlantic 10	76
Sun Belt	50
C-USA	48
MVC	42

NCAA TITLES

Big East	9
SEC	8
ACC	2
Big 12	3
Pac-12	2
Independents	1
Sun Belt	1
Big Ten	1

NCAA TOURNAMENT WINS

SEC	361
Big East	226
ACC	216
Big Ten	154
Big 12	153
Pac-12	139
Sun Belt	65
Atlantic 10	60
Independents	32

FINAL FOUR APPEARANCES

SEC	34
Big East	23
ACC	14
Pac-12	12
Sun Belt	8
Big Ten	8
Big 12	8
Independents	6
Colonial	1



The 2008-09 Gators earned a berth into the NCAA Championships, the 12th time Florida has competed in the "Big Dance" in program history.

2012-13 SOUTHEASTERN CONFERENCE SEASON REVIEW

2012-13 Southeastern Conference Final Standings

	SEC	Pct.	Home	Away	All	Pct.	Home	Away	Neutral	Last 5	Streak
Tennessee#	14-2	.875	8-0	6-2	27-8	.771	16-2	9-4	2-2	3-2	L1
Kentucky	13-3	.813	7-1	6-2	30-6	.833	16-1	9-3	5-2	3-2	L1
Georgia	12-4	.750	7-1	5-3	28-7	.800	15-1	8-4	5-2	3-2	L1
Texas A&M^	11-5	.688	6-2	5-3	25-10	.714	14-5	6-4	5-1	4-1	L1
South Carolina	11-5	.688	6-2	5-3	25-8	.758	13-3	7-3	5-2	3-2	L1
LSU	10-6	.625	6-2	4-4	22-12	.647	15-3	5-7	2-2	3-2	L1
Vanderbilt	9-7	.563	6-2	3-5	21-12	.636	12-2	7-7	2-3	2-3	L1
Arkansas	6-10	.375	3-5	3-5	20-13	.606	12-6	7-5	1-2	3-2	L1
Florida	6-10	.375	3-5	3-5	22-15	.595	11-5	8-8	3-2	4-1	L1
Missouri	6-10	.375	4-4	2-6	17-15	.531	14-5	2-7	1-3	2-3	L2
Auburn	5-11	.313	5-3	0-8	19-15	.559	15-4	2-9	2-2	3-2	L1
Mississippi State	5-11	.313	4-4	1-7	13-17	.433	12-5	1-8	0-4	2-3	L2
Alabama	2-14	.125	1-7	1-7	13-18	.419	6-9	4-8	3-1	1-4	L1
Ole Miss	2-14	.125	1-7	1-7	9-20	.310	7-8	1-10	1-2	0-5	L5

#Regular Season Champions. ^Tournament Champions

2012-13 SEC Honors

Coaches SEC Postseason Awards

Coach of the Year: Holly Warlick, Tennessee

Co-Players of the Year: A'dia Mathies, Kentucky and Meighan Simmons, Tennessee

Freshman of the Year: Bashaara Graves, Tennessee

Defensive Player of the Year: leasia Walker, South Carolina

Co-6th Woman of the Year: Sarah Watkins, Arkansas and Morgan Eye, Missouri


Scholar-Athlete of the Year: Blanche Alverson, Auburn

All-SEC First Team

Jasmine Hassell, Georgia
A'dia Mathies, Kentucky
DeNesha Stallworth, Kentucky
Theresa Plaisance, LSU
leasia Walker, South Carolina
Bashaara Graves, Tennessee
Meighan Simmons, Tennessee
Kelsey Bone, Texas A&M
Tiffany Clarke, Vanderbilt

All-SEC Second Team

Hasina Muhammad, Auburn
Jennifer George, Florida
Jasmine James, Georgia
Samarie Walker, Kentucky
Adrienne Webb, LSU
Martha Alwal, Mississippi State



Jaterra Bonds was voted an Honorable Mention All-SEC honoree by the Associated Press and earned a spot on the SEC Community Service Team.

Bri Kulas, Missouri
Ashley Bruner, South Carolina
Aleighsa Welch, South Carolina
Adrienne Pratcher, Texas A&M
Jasmine Lister, Vanderbilt

All-Defensive Team

Jennifer George, Florida
Shacobia Barbee, Georgia
Samarie Walker, Kentucky
Danielle Ballard, LSU
Theresa Plaisance, LSU
Martha Alwal, Mississippi State
leasia Walker, South Carolina

All-Freshman Team

Sydney Moss, Florida
Shacobia Barbee, Georgia
Danielle Ballard, LSU

Lianna Doty, Missouri
Tiffany Mitchell, South Carolina
Bashaara Graves, Tennessee
Courtney Walker, Texas A&M
Heather Bowe, Vanderbilt

Associated Press SEC Postseason Awards

Coach of the Year: Holly Warlick, Tennessee

Player of the Year: A'dia Mathies, Kentucky

Newcomer of the Year: Bashaara Graves, Tennessee

All-SEC First Team

A'dia Mathies, Kentucky
Kelsey Bone, Texas A&M



Jennifer George was an All-SEC Second Team selection by the league's coaches, who also placed her on the SEC All-Defensive Team.

Meighan Simmons, Tennessee
Theresa Plaisance, LSU
Tiffany Clarke, Vanderbilt

All-SEC Second Team

Jasmine Hassell, Georgia
Bashaara Graves, Tennessee
DaNesha Stallworth, Kentucky
leasia Walker, South Carolina
Hasina Muhammad, Auburn

Honorable Mention

Martha Alwal, Mississippi State

Jaterra Bonds, Florida

Kristi Bellock, Texas A&M

Jennifer George, Florida

Jasmine James, Georgia
Jasmine Lister, Vanderbilt
Adrienne Pratcher, Texas A&M
Adrienne Webb, LSU
Aleighsa Welch, South Carolina

National Award Winners

WBCA Region 3 All-America Team

Jasmine Hassell, Georgia
A'dia Mathies, Kentucky
Theresa Plaisance, LSU
Bashaara Graves, Tennessee
Meighan Simmons, Tennessee
Kelsey Bone, Texas A&M
Tiffany Clarke, Vanderbilt

WNIT All-Tournament Team

Sydney Moss, Florida

SEC Community Service Team

Meghan Perkins, Alabama
Erin Gatling, Arkansas
Blanche Alverson, Auburn
Jaterra Bonds, Florida
Jasmine James, Georgia
Kastine Evans, Kentucky
Jeanne Kenney, LSU
Maggie McFerrin, Ole Miss
Candace Foster, Mississippi St.
Liz Smith, Missouri
leasia Walker, South Carolina
Taber Spani, Tennessee
Kristi Bellock, Texas A&M
Gabby Smith, Vanderbilt

TEAM SUMMARIES

	G	PF-PA	Avg. Score	Margin	FG-FGA	Pct.	3FG-FGA	Pct.	FT-FTA	Pct.	RebF	RebA	Margin
Alabama	31	2013-2169	64.9-70.0	-5.0	724-2134	.339	171-667	.256	394-632	.623	1229	1543	-10.1
Arkansas	33	2189-1879	66.3-56.9	+9.4	802-1992	.403	163-549	.297	422-621	.680	1294	1233	+1.8
Auburn	34	2246-2070	66.1-60.9	+5.2	883-2075	.426	122-388	.314	358-569	.629	1311	1252	+1.7
Florida	37	2611-2411	70.6-65.2	+5.4	995-2303	.432	181-552	.328	440-665	.662	1493	1376	+3.2
Georgia	35	2320-1885	66.3-53.9	+12.4	872-2188	.399	163-584	.279	413-620	.666	1434	1317	+3.3
Kentucky	36	2713-2083	75.4-57.9	+17.5	1001-2392	.418	240-731	.328	471-672	.701	1410	1292	+3.3
LSU	34	2346-2169	69.0-63.8	+5.2	864-2011	.430	111-384	.289	507-714	.710	1319	1281	+1.1
Mississippi St.	30	1656-1869	55.2-62.3	-7.1	599-1645	.364	94-312	.301	364-515	.707	1102	1180	-2.6
Missouri	32	2100-2011	65.6-62.8	+2.8	763-1833	.416	263-781	.337	311-455	.684	1241	1183	+1.8
Ole Miss	29	1877-2090	64.7-72.1	-7.3	664-1862	.357	145-512	.283	404-578	.699	1156	1213	-2.0
South Carolina	33	2024-1660	61.3-50.3	+11.0	733-1879	.390	112-442	.253	446-791	.564	1387	1084	+9.2
Tennessee	35	2717-2237	77.6-63.9	+13.7	1007-2244	.449	178-502	.355	525-692	.759	1515	1310	+5.9
Texas A&M	35	2445-2021	69.9-57.7	+12.1	974-2133	.457	114-323	.353	383-562	.681	1381	1223	+4.5
Vanderbilt	33	2168-1934	65.7-58.6	+7.1	780-1832	.426	161-472	.341	447-623	.717	1280	1106	+5.3

2012-13 FINAL TEAM STATISTICS (ALL GAMES)

SCORING OFFENSE

##	Team	G	W-L	Pts	Avg/G
1.	Tennessee	35	27-8	2717	77.6
2.	Kentucky	36	30-6	2713	75.4
3.	Florida	37	22-15	2611	70.6
4.	Texas A&M	35	25-10	2445	69.9
5.	LSU	34	22-12	2346	69.0
6.	Arkansas	33	20-13	2189	66.3
7.	Georgia	35	28-7	2320	66.3
8.	Auburn	34	19-15	2246	66.1
9.	Vanderbilt	33	21-12	2168	65.7
10.	Missouri	32	17-15	2100	65.6
11.	Alabama	31	13-18	2013	64.9
12.	Ole Miss	29	9-20	1877	64.7
13.	South Carolina	33	25-8	2024	61.3
14.	Mississippi St.	30	13-17	1656	55.2

SCORING DEFENSE

##	Team	G	Pts	Avg/G
1.	South Carolina	33	1660	50.3
2.	Georgia	35	1885	53.9
3.	Arkansas	33	1879	56.9
4.	Texas A&M	35	2021	57.7
5.	Kentucky	36	2083	57.9
6.	Vanderbilt	33	1934	58.6
7.	Auburn	34	2070	60.9
8.	Mississippi St.	30	1869	62.3
9.	Missouri	32	2011	62.8
10.	LSU	34	2169	63.8
11.	Tennessee	35	2237	63.9
12.	Florida	37	2411	65.2
13.	Alabama	31	2169	70.0
14.	Ole Miss	29	2090	72.1

SCORING MARGIN

##	Team	G	OFF	DEF	Margin
1.	Kentucky	36	75.4	57.9	+17.5
2.	Tennessee	35	77.6	63.9	+13.7
3.	Georgia	35	66.3	53.9	+12.4
4.	Texas A&M	35	69.9	57.7	+12.1
5.	South Carolina	33	61.3	50.3	+11.0
6.	Arkansas	33	66.3	56.9	+9.4
7.	Vanderbilt	33	65.7	58.6	+7.1
8.	Florida	37	70.6	65.2	+5.4
9.	LSU	34	69.0	63.8	+5.2
10.	Auburn	34	66.1	60.9	+5.2
11.	Missouri	32	65.6	62.8	+2.8
12.	Alabama	31	64.9	70.0	-5.0
13.	Mississippi St.	30	55.2	62.3	-7.1
14.	Ole Miss	29	64.7	72.1	-7.3

FREE THROW PCT

##	Team	G	FTM	FTA	Pct
1.	Tennessee	35	525	692	.759
2.	Vanderbilt	33	447	623	.717
3.	LSU	34	507	714	.710
4.	Mississippi St.	30	364	515	.707
5.	Kentucky	36	471	672	.701
6.	Ole Miss	29	404	578	.699
7.	Missouri	32	311	455	.684
8.	Texas A&M	35	383	562	.681
9.	Arkansas	33	422	621	.680
10.	Georgia	35	413	620	.666
11.	Florida	37	440	665	.662
12.	Auburn	34	358	569	.629
13.	Alabama	31	394	632	.623
14.	South Carolina	33	446	791	.564

FIELD GOAL PERCENTAGES

##	Team	G	FG	FGA	Pct
1.	Texas A&M	35	974	2133	.457
2.	Tennessee	35	1007	2244	.449
3.	Florida	37	995	2303	.432
4.	LSU	34	864	2011	.430
5.	Vanderbilt	33	780	1832	.426
6.	Auburn	34	883	2075	.426
7.	Kentucky	36	1001	2392	.418
8.	Missouri	32	763	1833	.416
9.	Arkansas	33	802	1992	.403
10.	Georgia	35	872	2188	.399
11.	South Carolina	33	733	1879	.390
12.	Mississippi St.	30	599	1645	.364
13.	Ole Miss	29	664	1862	.357
14.	Alabama	31	724	2134	.339

FIELD GOAL PCT DEFENSE

##	Team	G	FG	FGA	Pct
1.	South Carolina	33	611	1724	.354
2.	Arkansas	33	673	1863	.361
3.	Georgia	35	711	1959	.363
4.	Auburn	34	720	1922	.375
5.	Missouri	32	713	1901	.375
6.	Tennessee	35	856	2277	.376
7.	Mississippi St.	30	645	1708	.378
8.	Texas A&M	35	784	2073	.378
9.	Vanderbilt	33	728	1897	.384
10.	LSU	34	797	2054	.388
11.	Florida	37	871	2231	.390
12.	Kentucky	36	757	1907	.397
13.	Alabama	31	785	1936	.405
14.	Ole Miss	29	804	1795	.448

3-POINT FG PCT

##	Team	G	FG	FGA	Pct
1.	Tennessee	35	178	502	.355
2.	Texas A&M	35	114	323	.353
3.	Vanderbilt	33	161	472	.341
4.	Missouri	32	263	781	.337
5.	Kentucky	36	240	731	.328
6.	Florida	37	181	552	.328
7.	Auburn	34	122	388	.314
8.	Mississippi St.	30	94	312	.301
9.	Arkansas	33	163	549	.297
10.	LSU	34	111	384	.289
11.	Ole Miss	29	145	512	.283
12.	Georgia	35	163	584	.279
13.	Alabama	31	171	667	.256
14.	South Carolina	33	112	442	.253

3-POINT FG PCT DEFENSE

##	Team	G	FG	FGA	Pct
1.	Mississippi St.	30	98	380	.258
2.	Vanderbilt	33	130	502	.259
3.	Alabama	31	122	458	.266
4.	Arkansas	33	134	484	.277
5.	Texas A&M	35	136	474	.287
6.	South Carolina	33	104	358	.291
7.	Georgia	35	172	589	.292
8.	Tennessee	35	179	608	.294
9.	Kentucky	36	121	410	.295
10.	LSU	34	182	604	.301
11.	Ole Miss	29	126	409	.308
12.	Florida	37	194	621	.312
13.	Auburn	34	237	713	.332
14.	Missouri	32	192	568	.338

REBOUNDING OFFENSE

##	Team	G	Reb	Avg/G
1.	Tennessee	35	1515	43.3
2.	South Carolina	33	1387	42.0
3.	Georgia	35	1434	41.0
4.	Florida	37	1493	40.4
5.	Ole Miss	29	1156	39.9
6.	Alabama	31	1229	39.6
7.	Texas A&M	35	1381	39.5
8.	Arkansas	33	1294	39.2
9.	Kentucky	36	1410	39.2
10.	LSU	34	1319	38.8
11.	Vanderbilt	33	1280	38.8
12.	Missouri	32	1241	38.8
13.	Auburn	34	1311	38.6
14.	Mississippi St.	30	1102	36.7

REBOUNDING DEFENSE

##	Team	G	Reb	Avg/G
1.	South Carolina	33	1084	32.8
2.	Vanderbilt	33	1106	33.5
3.	Texas A&M	35	1223	34.9
4.	Kentucky	36	1292	35.9
5.	Auburn	34	1252	36.8
6.	Missouri	32	1183	37.0
7.	Florida	37	1376	37.2
8.	Arkansas	33	1233	37.4
9.	Tennessee	35	1310	37.4
10.	Georgia	35	1317	37.6
11.	LSU	34	1281	37.7
12.	Mississippi St.	30	1180	39.3
13.	Ole Miss	29	1213	41.8
14.	Alabama	31	1543	49.8

REBOUNDING MARGIN

##	Team	G	TEAM	Avg	OPP	Avg	Margin
1.	South Carolina	33	1387	42.0	1084	32.8	+9.2
2.	Tennessee	35	1515	43.3	1310	37.4	+5.9
3.	Vanderbilt	33	1280	38.8	1106	33.5	+5.3
4.	Texas A&M	35	1381	39.5	1223	34.9	+4.5
5.	Georgia	35	1434	41.0	1317	37.6	+3.3
6.	Kentucky	36	1410	39.2	1292	35.9	+3.3
7.	Florida	37	1493	40.4	1376	37.2	+3.2
8.	Arkansas	33	1294	39.2	1233	37.4	+1.8
9.	Missouri	32	1241	38.8	1183	37.0	+1.8
10.	Auburn	34	1311	38.6	1252	36.8	+1.7
11.	LSU	34	1319	38.8	1281	37.7	+1.1
12.	Ole Miss	29	1156	39.9	1213	41.8	-2.0
13.	Mississippi St.	30	1102	36.7	1180	39.3	-2.6
14.	Alabama	31	1229	39.6	1543	49.8	-10.1

BLOCKED SHOTS

##	Team	G	Blocks	Avg/G
1.	Mississippi St.	30	153	5.10
2.	Kentucky	36	181	5.03
3.	LSU	34	170	5.00
4.	Auburn	34	154	4.53
5.	Tennessee	35	143	4.09
6.	Florida	37	147	3.97
7.	Arkansas	33	131	3.97
8.	Alabama	31	115	3.71
9.	South Carolina	33	119	3.61
10.	Texas A&M	35	123	3.51
11.	Vanderbilt	33	111	3.36
12.	Georgia	35	108	3.09
13.	Ole Miss	29	73	2.52
14.	Missouri	32	75	2.34

ASSISTS

##	Team	G	Assists	Avg/G
1.	Texas A&M	35	594	16.97
2.	Auburn	34	531	15.62
3.	Missouri	32	492	15.38
4.	Arkansas	33	496	15.03
5.	Vanderbilt	33	492	14.91
6.	Tennessee	35	512	14.63
7.	Georgia	35	493	14.09
8.	LSU	34	469	13.79
9.	Kentucky	36	475	13.19
10.	Florida	37	482	13.03
11.	Ole Miss	29	349	12.03
12.	Alabama	31	352	11.35
13.	Mississippi St.	30	334	11.13
14.	South Carolina	33	351	10.64

STEALS

##	Team	G	Steals	Avg/G
1.	Kentucky	36	429	11.92
2.	Auburn	34	402	11.82
3.	Alabama	31	334	10.77
4.	Georgia	35	377	10.77
5.	Arkansas	33	312	9.45
6.	Ole Miss	29	263	9.07
7.	Tennessee	35	312	8.91
8.	Florida	37	329	8.89
9.	LSU	34	301	8.85
10.	Texas A&M	35	307	8.77
11.	South Carolina	33	288	8.73
12.	Mississippi St.	30	226	7.53
13.	Missouri	32	213	6.66
14.	Vanderbilt	33	210	6.36

TURNOVER MARGIN

##	Team	G	TEAM	Avg	OPP	Avg	Margin
1.	Kentucky	36	558	15.5	853	23.7	+8.19
2.	Alabama	31	490	15.8	678	21.9	+6.06
3.	Georgia	35	485	13.9	690	19.7	+5.86
4.	Auburn	34	578	17.0	701	20.6	+3.62
5.	Arkansas	33	506	15.3	615	18.6	+3.30
6.	South Carolina	33	459	13.9	539	16.3	+2.42
7.	Texas A&M	35	515	14.7	588	16.8	+2.09
8.	Ole Miss	29	466	16.1	504	17.4	+1.31
9.	LSU	34	574	16.9	600	17.6	+0.76
10.	Florida	37	623	16.8	649	17.5	+0.70
11.	Tennessee	35	555	15.9	575	16.4	
12.	Vanderbilt	33	575	17.4	523	15.8	-1.58
13.	Mississippi St.	30	603	20.1	530	17.7	-2.43
14.	Missouri	32	539	16.8	452	14.1	-2.72

2012-13 FINAL INDIVIDUAL STATISTICS (ALL GAMES)

SCORING

##	Player-Team	CI	G	OFF	DEF	TOT	Avg/G
1.	Theresa Plaisance-LS	JR	34	207	24	139	577
2.	Meighan Simmons-UT	JR	35	217	69	86	589
3.	Tiffany Clarke-VU	SR	33	208	0	133	549
4.	Kelsey Bone-TAMU	JR	35	244	3	91	582
5.	A'Dia Mathies-UK	SR	36	207	73	92	579
6.	Adrienne Webb-LS	SR	33	176	45	86	483
7.	Tyrese Tanner-AU	JR	34	184	6	108	482
8.	Hasina Muhammad-AU	SO	34	198	5	74	475
9.	Bri Kulas-MO	JR	32	154	40	92	440
10.	Christina Foggie-VU	JR	27	124	62	52	362
12.	Jaterra Bonds-UF	JR	37	164	18	140	486
23.	Sydney Moss-UF	FR	37	181	11	65	438
28.	Jennifer George-UF	SR	35	163	0	58	384

REBOUNDING

##	Player-Team	CI	G	OFF	DEF	TOT	Avg/G
1.	Martha Alwal-MS	SO	30	92	200	292	9.7
2.	Kelsey Bone-TAMU	JR	35	111	215	326	9.3
3.	Tiffany Clarke-VU	SR	33	100	179	279	8.5
4.	Theresa Plaisance-LS	JR	34	102	180	282	8.3
5.	Samarie Walker-UK	JR	36	113	180	293	8.1
6.	Ashley Bruner-SC	SR	33	106	161	267	8.1
7.	Bashaara Graves-UT	FR	35	120	161	281	8.0
8.	Aleighsa Welch-SC	SO	33	131	124	255	7.7
9.	Jennifer George-UF	SR	35	83	181	264	7.5
10.	Kristi Bellock-TAMU	SR	35	92	166	258	7.4
12.	Sydney Moss-UF	FR	37	77	175	252	6.8

FIELD GOAL PCT (MIN. 3.0 MADE PER GAME)

##	Player-Team	CI	G	FG	FGA	Pct
1.	Kelsey Bone-TAMU	JR	35	244	431	.566
2.	Jasmine Hassell-UG	SR	35	180	339	.531
3.	Tiffany Clarke-VU	SR	33	208	404	.515
4.	Denesha Stallworth-UK	JR	35	181	374	.484
5.	Adrienne Webb-LS	SR	33	176	397	.443

ASSISTS

##	Player-Team	CI	G	Assists	Avg/G
1.	Calli Berna-AR	SO	33	208	6.30
2.	Najat Ouardad-AU	SR	31	178	5.74
3.	Valencia McFarland-UM	JR	29	155	5.34
4.	Jasmine Lister-VU	JR	33	168	5.09
5.	Lianna Doty-MO	FR	32	151	4.72
9.	Sydney Moss-UF	FR	37	143	3.86
12.	Jaterra Bonds-UF	JR	37	125	3.38

FREE THROW PCT (MIN. 2.0 MADE PER GAME)

##	Player-Team	CI	G	FTM	FTA	Pct
1.	Adrienne Webb-LS	SR	33	86	107	.804
2.	Martha Alwal-MS	SO	30	97	123	.789
3.	Sarah Watkins-AR	SR	33	101	129	.783
4.	Jaterra Bonds-UF	JR	37	140	181	.773
5.	Tyrese Tanner-AU	JR	34	108	140	.771

STEALS

##	Player-Team	CI	G	Steals	Avg/G
1.	Danielle Ballard-LS	FR	34	100	2.94
2.	Ieasia Walker-SC	SR	33	90	2.73
3.	Najat Ouardad-AU	SR	31	81	2.61
4.	Valencia McFarland-UM	JR	29	71	2.45
5.	Shacobia Barbee-UG	FR	35	85	2.43
13.	Jennifer George-UF	SR	35	66	1.89

3-POINT FG PCT (MIN. 2.0 MADE PER GAME)

##	Player-Team	CI	G	3FG	FGA	Pct
1.	A'Dia Mathies-UK	SR	36	73	173	.422
2.	Morgan Eye-MO	SO	32	112	269	.416
3.	Christina Foggie-VU	JR	27	62	189	.328
4.	Shafontaye Myers-UA	JR	31	80	287	.279

3-POINT FG MADE

##	Player-Team	CI	G	3FG	Avg/G
1.	Morgan Eye-MO	SO	32	112	3.50
2.	Shafontaye Myers-UA	JR	31	80	2.58
3.	Christina Foggie-VU	JR	27	62	2.30
4.	A'Dia Mathies-UK	SR	36	73	2.03
5.	Meighan Simmons-UT	JR	35	69	1.97
8.	Carlie Needles-UF	FR	37	63	1.70
11.	Lily Svete-UF	JR	37	52	1.41

BLOCKED SHOTS

##	Player-Team	CI	G	Blocks	Avg/G
1.	Martha Alwal-MS	SO	30	78	2.60
2.	Theresa Plaisance-LS	JR	34	85	2.50
3.	Jennifer George-UF	SR	35	56	1.60
4.	Samarie Walker-UK	JR	36	56	1.56
5.	Denesha Stallworth-UK	JR	35	52	1.49
9.	Vicky McIntyre-UF	JR	29	36	1.24

ASSIST/TURNOVER RATIO (Min. 3.0 assists/game)

##	Player-Team	CI	G	Asst	Avg	Turn	Avg	Ratio
1.	Adrienne Pratcher-TAMU	SR	35	152	4.3	55	1.6	2.76
2.	Valencia McFarland-UM	JR	29	155	5.3	63	2.2	2.46
3.	Calli Berna-AR	SO	33	208	6.3	86	2.6	2.42
4.	Jeanne Kenney-LS	JR	32	137	4.3	67	2.1	2.04
5.	Ariel Massengale-UT	SO	35	158	4.5	92	2.6	1.72
9.	Sydney Moss-UF	FR	37	143	3.9	102	2.8	1.40
12.	Jaterra Bonds-UF	JR	37	125	3.4	124	3.4	1.01

OFFENSIVE REBOUNDS

##	Player-Team	CI	G	No.	Avg/G
1.	Aleighsa Welch-SC	SO	33	131	3.97
2.	Bashaara Graves-UT	FR	35	120	3.43
3.	Ashley Bruner-SC	SR	33	106	3.21
4.	Kelsey Bone-TAMU	JR	35	111	3.17
5.	Samarie Walker-UK	JR	36	113	3.14

DEFENSIVE REBOUNDS

##	Player-Team	CI	G	No.	Avg/G
1.	Martha Alwal-MS	SO	30	200	6.67
2.	Kelsey Bone-TAMU	JR	35	215	6.14
3.	Tiffany Clarke-VU	SR	33	179	5.42
4.	Theresa Plaisance-LS	JR	34	180	5.29
5.	Jennifer George-UF	SR	35	181	5.17
11.	Sydney Moss-UF	FR	37	175	4.73

MINUTES PLAYED

##	Player-Team	CI	G	Minutes	Avg/G
1.	Jasmine Lister-VU	JR	33	1205	36.52
2.	Calli Berna-AR	SO	33	1168	35.39
3.	Valencia McFarland-UM	JR	29	999	34.45
4.	Jaterra Bonds-UF	JR	37	1258	34.00
	Kendra Grant-MS	SO	30	1020	34.00

2012-13 FINAL TEAM STATISTICS (SEC GAMES)

SCORING OFFENSE

##	Team	G	W-L	Pts	Avg/G
1.	Tennessee	16	14-2	1253	78.3
2.	Kentucky	16	13-3	1231	76.9
3.	Texas A&M	16	11-5	1101	68.8
4.	Florida	16	6-10	1052	65.8
5.	LSU	16	10-6	1046	65.4
6.	Vanderbilt	16	9-7	1035	64.7
7.	Ole Miss	16	2-14	1003	62.7
8.	Georgia	16	12-4	1001	62.6
9.	Alabama	16	2-14	993	62.1
10.	Missouri	16	6-10	968	60.5
11.	Auburn	16	5-11	965	60.3
12.	Arkansas	16	6-10	956	59.8
13.	South Carolina	16	11-5	924	57.8
14.	Mississippi St.	16	5-11	814	50.9

SCORING DEFENSE

##	Team	G	Pts	Avg/G
1.	South Carolina	16	845	52.8
2.	Georgia	16	912	57.0
3.	Texas A&M	16	922	57.6
4.	Vanderbilt	16	939	58.7
5.	Arkansas	16	955	59.7
6.	LSU	16	979	61.2
7.	Kentucky	16	1008	63.0
8.	Tennessee	16	1027	64.2
9.	Mississippi St.	16	1050	65.6
10.	Auburn	16	1055	65.9
11.	Florida	16	1064	66.5
12.	Missouri	16	1091	68.2
13.	Alabama	16	1246	77.9
14.	Ole Miss	16	1249	78.1

SCORING MARGIN

##	Team	G	OFF	DEF	Margin
1.	Tennessee	16	78.3	64.2	+14.1
2.	Kentucky	16	76.9	63.0	+13.9
3.	Texas A&M	16	68.8	57.6	+11.2
4.	Vanderbilt	16	64.7	58.7	+6.0
5.	Georgia	16	62.6	57.0	+5.6
6.	South Carolina	16	57.8	52.8	+4.9
7.	LSU	16	65.4	61.2	+4.2
8.	Arkansas	16	59.8	59.7	+0.1
9.	Florida	16	65.8	66.5	-0.8
10.	Auburn	16	60.3	65.9	-5.6
11.	Missouri	16	60.5	68.2	-7.7
12.	Mississippi St.	16	50.9	65.6	-14.8
13.	Ole Miss	16	62.7	78.1	-15.4
14.	Alabama	16	62.1	77.9	-15.8

FREE THROW PCT

##	Team	G	FTM	FTA	Pct
1.	Tennessee	16	238	309	.770
2.	Vanderbilt	16	207	269	.770
3.	LSU	16	229	312	.734
4.	Kentucky	16	228	321	.710
5.	Georgia	16	206	291	.708
6.	Missouri	16	160	228	.702
7.	Ole Miss	16	201	290	.693
8.	Mississippi St.	16	160	232	.690
9.	Texas A&M	16	171	255	.671
10.	Florida	16	192	289	.664
11.	Auburn	16	159	246	.646
12.	Arkansas	16	181	284	.637
13.	Alabama	16	174	274	.635
14.	South Carolina	16	224	385	.582

FIELD GOAL PERCENTAGES

##	Team	G	FG	FGA	Pct
1.	Tennessee	16	464	992	.468
2.	Texas A&M	16	438	951	.461
3.	Vanderbilt	16	377	876	.430
4.	LSU	16	382	917	.417
5.	Kentucky	16	445	1077	.413
6.	Florida	16	398	968	.411
7.	Auburn	16	377	926	.407
8.	Missouri	16	346	872	.397
9.	Georgia	16	367	969	.379
10.	Arkansas	16	352	946	.372
11.	South Carolina	16	326	884	.369
12.	Mississippi St.	16	300	839	.358
13.	Ole Miss	16	358	1017	.352
14.	Alabama	16	362	1051	.344

FIELD GOAL PCT DEFENSE

##	Team	G	FG	FGA	Pct
1.	South Carolina	16	317	849	.373
2.	Texas A&M	16	362	966	.375
3.	Arkansas	16	345	920	.375
4.	Florida	16	370	976	.379
5.	Tennessee	16	404	1062	.380
6.	LSU	16	376	985	.382
7.	Georgia	16	348	906	.384
8.	Vanderbilt	16	361	933	.387
9.	Missouri	16	385	971	.396
10.	Auburn	16	357	898	.398
11.	Mississippi St.	16	350	874	.400
12.	Kentucky	16	367	868	.423
13.	Alabama	16	457	1044	.438
14.	Ole Miss	16	493	1033	.477

3-POINT FG PCT

##	Team	G	FG	FGA	Pct
1.	Tennessee	16	87	222	.392
2.	Texas A&M	16	54	147	.367
3.	Vanderbilt	16	74	213	.347
4.	Kentucky	16	113	328	.345
5.	Florida	16	64	195	.328
6.	Missouri	16	116	360	.322
7.	Auburn	16	52	164	.317
8.	Ole Miss	16	86	276	.312
9.	Mississippi St.	16	54	175	.309
10.	LSU	16	53	173	.306
11.	Arkansas	16	71	242	.293
12.	Alabama	16	95	341	.279
13.	Georgia	16	61	242	.252
14.	South Carolina	16	48	211	.227

3-POINT FG PCT DEFENSE

##	Team	G	FG	FGA	Pct
1.	Vanderbilt	16	53	216	.245
2.	LSU	16	73	265	.275
3.	Mississippi St.	16	56	201	.279
4.	Alabama	16	69	244	.283
5.	Georgia	16	73	255	.286
6.	Texas A&M	16	61	199	.307
7.	Arkansas	16	67	213	.315
8.	Tennessee	16	95	300	.317
9.	Ole Miss	16	72	226	.319
10.	South Carolina	16	54	168	.321
11.	Florida	16	82	249	.329
12.	Kentucky	16	58	173	.335
13.	Auburn	16	110	304	.362
14.	Missouri	16	105	276	.380

REBOUNDING OFFENSE

##	Team	G	Reb	Avg/G
1.	Tennessee	16	687	42.9
2.	Florida	16	650	40.6
3.	South Carolina	16	640	40.0
4.	Kentucky	16	639	39.9
5.	Georgia	16	637	39.8
6.	Texas A&M	16	635	39.7
7.	LSU	16	632	39.5
8.	Arkansas	16	620	38.8
9.	Missouri	16	597	37.3
10.	Vanderbilt	16	597	37.3
11.	Ole Miss	16	587	36.7
12.	Alabama	16	576	36.0
13.	Auburn	16	568	35.5
14.	Mississippi St.	16	530	33.1

REBOUNDING DEFENSE

##	Team	G	Reb	Avg/G
1.	Vanderbilt	16	546	34.1
2.	Texas A&M	16	551	34.4
3.	South Carolina	16	555	34.7
4.	Tennessee	16	561	35.1
5.	Kentucky	16	579	36.2
6.	LSU	16	600	37.5
7.	Missouri	16	604	37.8
8.	Auburn	16	605	37.8
9.	Georgia	16	613	38.3
10.	Florida	16	627	39.2
11.	Arkansas	16	629	39.3
12.	Mississippi St.	16	633	39.6
13.	Ole Miss	16	699	43.7
14.	Alabama	16	793	49.6

REBOUNDING MARGIN

##	Team	G	TEAM	Avg	OPP	Avg	Margin
1.	Tennessee	16	687	42.9	561	35.1	+7.9
2.	South Carolina	16	640	40.0	555	34.7	+5.3
3.	Texas A&M	16	635	39.7	551	34.4	+5.2
4.	Kentucky	16	639	39.9	579	36.2	+3.8
5.	Vanderbilt	16	597	37.3	546	34.1	+3.2
6.	LSU	16	632	39.5	600	37.5	+2.0
7.	Georgia	16	637	39.8	613	38.3	+1.5
8.	Florida	16	650	40.6	627	39.2	+1.4
9.	Missouri	16	597	37.3	604	37.8	-0.4
10.	Arkansas	16	620	38.8	629	39.3	-0.6
11.	Auburn	16	568	35.5	605	37.8	-2.3
12.	Mississippi St.	16	530	33.1	633	39.6	-6.4
13.	Ole Miss	16	587	36.7	699	43.7	-7.0
14.	Alabama	16	576	36.0	793	49.6	-13.6

BLOCKED SHOTS

##	Team	G	Blocks	Avg/G
1.	LSU	16	79	4.94
2.	Kentucky	16	71	4.44
3.	Florida	16	71	4.44
4.	Mississippi St.	16	70	4.38
5.	Arkansas	16	68	4.25
6.	Auburn	16	66	4.13
7.	Tennessee	16	65	4.06
8.	South Carolina	16	55	3.44
9.	Texas A&M	16	54	3.38
10.	Alabama	16	53	3.31
11.	Vanderbilt	16	51	3.19
12.	Georgia	16	43	2.69
13.	Ole Miss	16	36	2.25
14.	Missouri	16	21	1.31

ASSISTS

##	Team	G	Assists	Avg/G
1.	Texas A&M	16	270	16.88
2.	Vanderbilt	16	245	15.31
3.	Tennessee	16	245	15.31
4.	Auburn	16	231	14.44
5.	Arkansas	16	226	14.13
6.	Missouri	16	222	13.88
7.	Kentucky	16	213	13.31
8.	LSU	16	205	12.81
9.	Georgia	16	200	12.50
10.	Ole Miss	16	196	12.25
11.	Alabama	16	189	11.81
12.	Florida	16	187	11.69
13.	South Carolina	16	167	10.44
14.	Mississippi St.	16	162	10.13

STEALS

##	Team	G	Steals	Avg/G
1.	Kentucky	16	175	10.94
2.	Auburn	16	167	10.44
3.	Georgia	16	158	9.88
4.	Arkansas	16	140	8.75
5.	LSU	16	135	8.44
6.	South Carolina	16	133	8.31
7.	Alabama	16	131	8.19
8.	Ole Miss	16	117	7.31
9.	Texas A&M	16	117	7.31
10.	Tennessee	16	115	7.19
11.	Florida	16	113	7.06
12.	Mississippi St.	16	105	6.56
13.	Vanderbilt	16	99	6.19
14.	Missouri	16	99	6.19

TURNOVER MARGIN

##	Team	G	TEAM	Avg	OPP	Avg	Margin
1.	Kentucky	16	246	15.4	347	21.7	+6.31
2.	Georgia	16	237	14.8	293	18.3	+3.50
3.	South Carolina	16	223	13.9	259	16.2	+2.25
4.	Alabama	16	261	16.3	294	18.4	+2.06
5.	Arkansas	16	257	16.1	269	16.8	+0.75
6.	Auburn	16	303	18.9	314	19.6	+0.69
7.	Ole Miss	16	244	15.3	248	15.5	+0.25
8.	Texas A&M	16	233	14.6	236	14.8	+0.19
9.	LSU	16	265	16.6	245	15.3	-1.25
10.	Tennessee	16	259	16.2	234	14.6	-1.56
11.	Florida	16	265	16.6	236	14.8	-1.81
12.	Vanderbilt	16	284	17.8	253	15.8	-1.94
13.	Mississippi St.	16	321	20.1	262	16.4	-3.69
14.	Missouri	16	295	18.4	203	12.7	-5.75

2012-13 FINAL INDIVIDUAL STATISTICS (SEC GAMES)

SCORING

##	Player-Team	CI	G	FG	3FG	FT	Pts	Avg/G
1.	Meighan Simmons-UT	JR	16	114	35	45	308	19.3
2.	A'Dia Mathies-UK	SR	16	103	38	47	291	18.2
3.	Tiffany Clarke-VU	SR	16	104	0	65	273	17.1
4.	Theresa Plaisance-LS	JR	16	100	15	53	268	16.8
5.	Kelsey Bone-TAMU	JR	16	111	0	44	266	16.6
6.	Jaterra Bonds-UF	JR	16	77	7	70	231	14.4
7.	Bashaara Graves-UT	FR	16	80	0	68	228	14.3
8.	Adrienne Webb-LS	SR	16	79	20	48	226	14.1
9.	Bri Kulas-MO	JR	16	73	18	55	219	13.7
10.	Tyrese Tanner-AU	JR	16	82	3	48	215	13.4

REBOUNDING

##	Player-Team	CI	G	OFF	DEF	TOT	Avg/G
1.	Martha Alwal-MS	SO	16	44	116	160	10.0
2.	Kelsey Bone-TAMU	JR	16	44	114	158	9.9
3.	Samarie Walker-UK	JR	16	46	99	145	9.1
4.	Tiffany Clarke-VU	SR	16	43	94	137	8.6
5.	Kristi Bellock-TAMU	SR	16	52	76	128	8.0
	Bashaara Graves-UT	FR	16	47	81	128	8.0
7.	Ashley Bruner-SC	SR	16	47	78	125	7.8
	Theresa Plaisance-LS	JR	16	37	88	125	7.8
9.	Danielle Ballard-LS	FR	16	47	75	122	7.6
10.	Quistelle Williams-AR	SR	16	45	75	120	7.5
11.	Jennifer George-UF	SR	15	29	79	108	7.2
15.	Sydney Moss-UF	FR	16	35	72	107	6.7
17.	Kayla Lewis-UF	SO	16	36	65	101	6.3

FIELD GOAL PCT (Min. 5.0 made per game)

##	Player-Team	CI	G	FG	FGA	Pct
1.	Bashaara Graves-UT	FR	16	80	145	.552
2.	Jasmine Hassell-UG	SR	16	80	151	.530
3.	Kelsey Bone-TAMU	JR	16	111	210	.529
4.	Tiffany Clarke-VU	SR	16	104	211	.493
5.	Meighan Simmons-UT	JR	16	114	257	.444

ASSISTS

##	Player-Team	CI	G	Assists	Avg/G
1.	Calli Berna-AR	SO	16	99	6.19
2.	Valencia McFarland-UM	JR	16	94	5.88
3.	Najat Ouardad-AU	SR	13	72	5.54
4.	Jasmine Lister-VU	JR	16	84	5.25
5.	Ariel Massengale-UT	SO	16	81	5.06
12.	Sydney Moss-UF	FR	16	56	3.50
15.	Jaterra Bonds-UF	JR	16	48	3.00

FREE THROW PCT (Min. 2.5 made per game)

##	Player-Team	CI	G	FTM	FTA	Pct
1.	Adrienne Webb-LS	SR	16	48	57	.842
2.	Denesha Stallworth-UK	JR	15	38	46	.826
3.	Bri Kulas-MO	JR	16	55	67	.821
4.	Meighan Simmons-UT	JR	16	45	55	.818
5.	A'Dia Mathies-UK	SR	16	47	58	.810
7.	Jaterra Bonds-UF	JR	16	70	91	.769

STEALS

##	Player-Team	CI	G	Steals	Avg/G
1.	Ieasia Walker-SC	SR	16	49	3.06
2.	Danielle Ballard-LS	FR	16	47	2.94
3.	Shacobia Barbee-UG	FR	16	43	2.69
4.	Jasmine James-UG	SR	16	42	2.63
5.	Najat Ouardad-AU	SR	13	34	2.62

3-POINT FG PCT (Min. 2.0 made per game)

##	Player-Team	CI	G	3FG	FGA	Pct
1.	Adrienne Pratcher-TAMU	SR	16	32	65	.492
2.	A'Dia Mathies-UK	SR	16	38	85	.447
3.	Jasmine Lister-VU	JR	16	34	82	.415
4.	Meighan Simmons-UT	JR	16	35	85	.412
5.	Morgan Eye-MO	SO	16	58	147	.395

3-POINT FG MADE

##	Player-Team	CI	G	3FG	Avg/G
1.	Morgan Eye-MO	SO	16	58	3.63
2.	Shafontaye Myers-UA	JR	16	44	2.75
3.	A'Dia Mathies-UK	SR	16	38	2.38
4.	Meighan Simmons-UT	JR	16	35	2.19
5.	Jasmine Lister-VU	JR	16	34	2.13
	Jennifer O'Neill-UK	SO	16	34	2.13
14.	Lily Svete-UF	JR	16	22	1.38

BLOCKED SHOTS

##	Player-Team	CI	G	Blocks	Avg/G
1.	Martha Alwal-MS	SO	16	43	2.69
2.	Theresa Plaisance-LS	JR	16	38	2.38
3.	Jennifer George-UF	SR	15	28	1.87
4.	Denesha Stallworth-UK	JR	15	24	1.60
5.	Sarah Watkins-AR	SR	16	25	1.56
	Tiffany Clarke-VU	SR	16	25	1.56
11.	Vicky McIntyre-UF	JR	15	15	1.00

ASSIST/TURNOVER RATIO (Min. 3.0 assists/game)

##	Player-Team	CI	G	Asst	Avg	Turn	Avg	Ratio
1.	Adrienne Pratcher-TAMU	SR	16	60	3.8	26	1.6	2.31
2.	Valencia McFarland-UM	JR	16	94	5.9	41	2.6	2.29
3.	Calli Berna-AR	SO	16	99	6.2	44	2.8	2.25
4.	Jeanne Kenney-LS	JR	15	63	4.2	30	2.0	2.10
5.	Ariel Massengale-UT	SO	16	81	5.1	46	2.9	1.76
6.	Sydney Moss-UF	FR	16	56	3.5	37	2.3	1.51

OFFENSIVE REBOUNDS

##	Player-Team	CI	G	No.	Avg/G
1.	Aleighsa Welch-SC	SO	16	56	3.50
2.	Kristi Bellock-TAMU	SR	16	52	3.25
3.	Jasmine Hassell-UG	SR	16	48	3.00
4.	Ashley Bruner-SC	SR	16	47	2.94
	Danielle Ballard-LS	FR	16	47	2.94
	Bashaara Graves-UT	FR	16	47	2.94
15.	Kayla Lewis-UF	SO	16	36	2.25

DEFENSIVE REBOUNDS

##	Player-Team	CI	G	No.	Avg/G
1.	Martha Alwal-MS	SO	16	116	7.25
2.	Kelsey Bone-TAMU	JR	16	114	7.13
3.	Samarie Walker-UK	JR	16	99	6.19
4.	Tiffany Clarke-VU	SR	16	94	5.88
7.	Jennifer George-UF	SR	15	79	5.27

MINUTES PLAYED

##	Player-Team	CI	G	Minutes	Avg/G
1.	Calli Berna-AR	SO	16	626	39.12
2.	Jasmine Lister-VU	JR	16	601	37.56
3.	Valencia McFarland-UM	JR	16	582	36.38
4.	Jaterra Bonds-UF	JR	16	579	36.19



2012-13 SEASON REVIEW

FLORIDA WOMEN'S BASKETBALL

2012-13 GATOR SEASON REVIEW

A 2012 First Team All-Southeastern Conference performer, Jennifer George headlined a very young and inexperienced 2012-13 Florida women's basketball team ranked as the fifth-least experienced team in the country that was coming off its fifth consecutive postseason berth.

George was the lone senior on the 12-player roster that featured eight newcomers, including six freshmen. She was joined on the court by junior guard Jatterra Bonds, who was the only Gator who played and started all 33 games a year ago when Florida advanced to the second round of the NCAA Championship before bowing out to eventual champion Baylor.

The Gators had graduated five players from the previous year's team, including 2012 Olympian Azania Stewart, who used her 6-foot-4 frame to rank third all-time among the program's shot blockers.

While Florida missed Stewart's size inside, the Gators welcomed 6-foot-7 transfer Vicky McIntyre and 6-foot-4 redshirt-freshman Viktorija Dimaite to the paint to help George in the front court. Florida also welcomed the nation's 20th-ranked signing class to campus, as the Gators knew they would be young in 2012-13, but very talented.

Unfortunately for the Gators, Dimaite tore the ACL in her left knee during practice on Nov. 3 and missed the 2012-13 season.

That injury, which hampered the frontcourt depth, didn't halt the Gator's focus and success during the year which resulted in a sixth consecutive postseason berth.

Florida won its first four games in the postseason Women's National Initiative Tournament (WNIT) on the road and was aiming to become the first team in the history of the event to reach the title game without playing a home game, but was unable to overcome Drexel's solid shooting and rebounding effort in a 67-57 decision in the semifinals in Philadelphia, where the Gator's 2012-13 season came to a close with a 22-15 overall record.

GATORS IN THE SEMIFINALS

This was the second time in program history the Gators have reached the semifinals of a national postseason tournament, not including the 1985 team's run to the final of the WNIT that was an eight-team event. Florida won four games to advance to the 2000 WNIT championship game and lost to host Wisconsin, 75-74.

BY GEORGE! WHAT A CAREER!

George, who played in a program-record 135 games, concluded her collegiate career with 1,257 points, which ranked No. 17 in program history, along with 915 rebounds, the seventh most by a Gator. The 6-foot forward also blocked 191 shots to rank fourth all-time, along with 171

steals that rank No. 13, attempted 418 free throws to rank No. 10 and played in 3,151 minutes that rank No. 10 in UF history.

George totaled 62 double-figure scoring games, 32 double-figure rebounding games and 28 double-doubles.

She was voted 2013 All-SEC Second Team by the league's coaches, who also named her to their 2013 All-SEC Defensive Team and the 2012 All-SEC First Team. George was one of only seven Gators who recorded at least 900 rebounds and scored 1,000 career points and was one of only 13 players in program history who has played 3,000-plus minutes.

WITH THE NINTH PICK OF THE THIRD ROUND...

George was selected by the Indiana Fever in the third round of the 2013 WNBA Draft.

The defending WNBA champions made the 6-0 forward the ninth pick of the third round - 31st overall, as George became the 17th different Gator drafted to the U.S. professional women's basketball league.

GRIPPING GATORS

Eleven of the Gator's 16 SEC games were decided by eight points or less.

Overall, 21 of Florida's games were decided by 10 points or less (11-10 record).

YOU WANT THRILLERS? WE PLAYED THEM!

Florida's last meeting against 11 of the 13 other teams from the SEC has been decided by 10 points or less.

The only two that were not were each decided by 11 points!: the 11-point loss at South Carolina on March 3 (67-56) and the 11-point loss to Vanderbilt on Feb. 21 (68-57).

POSTSEASON THRILLERS!

Four of UF's five WNIT games were decided by 10 points or less, including the last three games which featured a combined 29 lead changes and 17 tied scores.

ROAD WARRIORS

Florida was the only team in the WNIT's round of 16 that played and won both of its two games on the road. The Gators continued their road run with a round of 16 victory at Charlotte, followed by a quarterfinal thriller at James Madison, 85-80.

20-WINS 13 TIMES

Coach Butler has led the Gators to four 20-win seasons in her six years on the sideline. There have been 13 total 20-win seasons in program history, including Butler's four.

POSTSEASON STARS

During UF's five-game WNIT run, freshman Sydney Moss led the team in scoring (19.6



2012-13 Florida Gators

Standing (from left to right): Assistant Coach David Lowery, Athletic Trainer John Barrett, Assistant Coach Angela Crosby, Sydney Moss, Lily Svete, Viktorija Dimaite, Vicky McIntyre, Christin Mercer, Kayla Lewis, Strength & Conditioning Trainer Tyler Stuart, Director of Basketball Operations Janna Magette, Assistant Coach Muriel Page and Video Coordinator Travis Kiwok

Seated Middle Row: January Miller, Carlie Needles, Jennifer George, Head Coach Amanda Butler, Jatterra Bonds, Cassie Peoples and Chander Cooper

Seated Front Row: Athletic Training Student Kelly Brock, Manager Daniel Barber, Manager Christina Bacon and Athletic Training Student Erin Cahoon

2012-13 GATOR SEASON REVIEW



Jennifer George, who was the lone senior on the 2012-13 squad, played in a program-record 135 games. She ended her four-year career scoring 1,257 points, 915 rebounds and 191 blocked shots – the fourth-most swats in program history.

ppg), rebounding (9.0 rpg), assists (4.0 pg) and field goal percentage (57.1 pct.). She had three 20-point games and two double-double.

Bonds averaged 16.0 points, 3.6 rebounds and 3.8 assists, while hitting 53.7 percent from the floor and 79.2 percent (19-24) from the free throw line during the WNIT. She hit the game-winner with three seconds remaining in the two-point round of 16 win at Charlotte and converted four free throws in the final 23.4 seconds to seal the victory at James Madison in the quarterfinals.

RECORDS ALONG THE WAY

During the WNIT run, Bonds set the program's season record for minutes played, free throws made and free throws attempted.

Florida also passed the previous mark for most games played in a season. The 2001 squad played 35 and finished the year 20-15 after advancing to the WNIT round of 16 where it lost to Charlotte in overtime.

SECOND TIME FOR EVERYTHING

Florida's 2013 WNIT run into the semifinals was just the second time in the 16-year history of the event that a team has reached the Final Four without playing a

home game. Syracuse won four games in the 2012 tournament and reached the semifinals, but lost at James Madison, 74-71.

THE BASICS

The Gators earned their 20th postseason berth in program history, as well as their sixth consecutive postseason trip - every year under head coach Amanda Butler, who has guided Florida to an 11-6 record in postseason competition (2-2 in NCAA, 9-4 in WNIT).

This was Florida's sixth appearance in the Postseason WNIT, fourth under the direction of Butler, who directed the Gators to the second round of the 2009 and 2012 NCAA Tournaments.

CLUTCH MAKE

In the five-point win at James Madison, Bonds went to the free throw line with 6:33 remaining, where she made one and converted her 136th free throw of the year, passing the Gator's season record held by Sha Brooks during the 2008-09 season.

DUBIOUS MISS

The missed free throw attempt by Bonds with 20.1 seconds remaining in the win at Charlotte (March 27) was her 172 attempt this season that set a new program record.

2012-13 SEASON AT A GLANCE

Overall Record:	22-15
SEC Record (finish):	6-10 (tied-8th)
Final Poll Rankings: Associated Press Poll:	receiving votes
ESPN/USA Today Coaches Poll:	n/a
Postseason:	WNIT Semifinals (4-1)
SEC Tournament:	1-1 (Quarterfinals)
Regular-Season Tournaments:	4-1 (two events)
National Awards:	Sydney Moss - WNIT All-Tournament Team
SEC Awards:	Jennifer George – All-SEC Defensive Team; All-SEC Second Team (coaches), Honorable Mention (media); Jaterra Bonds - All-SEC Honorable Mention (media); Sydney Moss - All-SEC Freshman Team
All-Americans:	none
SEC Academic Honor Roll (4):	Jaterra Bonds, Kayla Lewis, Charlie Needles & Lily Svete
SEC Freshman Academic Honor Roll (0):	none

GAME COVERAGE & MORE!

Radio:	every game was broadcast live on The Star 99.5 FM (WBXY) in Gainesville with Adam Schick & Brittany Davis
Internet Audio:	every game was broadcast LIVE thru www.Gatorzone.com (FREE)
Internet Video:	34 of 37 games had live internet video (or TV coverage)
Television:	17 games (ESPNU, ESPN3, SunSports, FS Florida, SportSouth, FS Southwest, COX Sports/Charter Sports Southeast, Fox College Sports Atlantic, CSN California, CSN Houston, The Comcast Network, CST, BHSN - dozens more via the SEC Network)

COACHING STAFF

Head Coach:	Amanda Butler (Florida, '95, '97)
Overall Record / at UF:	160-104 (eight years) / 120-82 (six years)
Assistant Coach:	David Lowery (Mississippi State, 2000), six years
Assistant Coach:	Murriel Page (Florida, '98), two years
Assistant Coach:	Angela Crosby (Appalachian State, '95), one year

2012-13 TEAM INFORMATION

Letterwinners Return/Lost from 2011-12:	4 / 8
Starters Returning/Lost from 2011-12:	2 / 3
Eligible Newcomers / Total Newcomers:	6 / 8
Eligible Sr./Jr./So./Fr.:	1 / 3 / 1 / 6

Sha Brooks (2008-09) and Vanessa Hayden (2003-04) both attempted 171.

GATORS IN THE QUARTERFINALS

This was the third time in program history the Gators have reached the quarterfinals of a national postseason tournament, not including the 1985 team's run to the final of the NWIT that was a 16-team event.

Florida reached the Elite 8 of the 1997 NCAA Tournament where the Gators lost to Old Dominion, 53-51, and won four games to advance to the 2000 WNIT championship game and lost to host Wisconsin, 75-74.

EVERY YEAR UNDER BUTLER

Florida's inclusion in the WNIT field is the program's sixth consecutive postseason appearance - every year under head coach Amanda Butler. She is the only one of the eight head coaches who had done so. In

fact, Butler was the first Gator head coach to earn a postseason berth in her first year with the program.

SHARE AND SHARE ALIKE

With her first assists in the regular-season finale, Bonds recorded her 100th assist of the season, marking the 19th time a season a Gator has reached the century plateau in a season.

Bonds joined freshman Sydney Moss with the accomplishment, as the rookie dished her 100th assist during the Feb. 24 win at Alabama.

Entering the 2013 postseason, Florida was the only school in the SEC this season with two players with at least 100 assists.

The last - and ONLY other - time two Gators had 100 assists in the same season was during the 2000-01 campaign, when Tombi Bell had 139 and Brandi McCain has 124 assists.

2012-13 GATOR SEASON REVIEW

NINE IS JUST FINE

Due to injuries Florida had just nine players suiting up for the majority of its games - and ALL nine contributed.

All nine averaged at least 4.8 points per game and saw at least 13.5 minutes of action.

HOT FROM DEEP!

As a team, Florida converted 37.2 percent (42-113) from beyond the arc over the last seven outings, with January Miller canning 10-of-21 (47.6%), Carlie Needles 13-35 (37.1%) and Jatterra Bonds 6-14 (42.9%).

SVETE STEPPING UP!

Redshirt-junior Lily Svete recorded the best season of her career. She at least doubled her average in every stat category and improved her shooting percentages from long range and overall.

This season, Svete averaged 4.9 points, 1.9 rebounds, sinking 40.0 percent (52-130) from beyond the arc and playing 17.4 minutes per game while starting 33 games.

Six of her seven career double-figure scoring games came this year.

Last year she averaged 2.3 points and 1.0 rebounds while hitting 23.3 percent (14-60) of her three-point tries and playing 8.7 minutes per game.

MORE ON SVETE

Svete set Florida's single-season record for three-point shooting percentage, converting 40.0 percent (52-130) of her attempts.



Redshirt-junior **Lily Svete** converted 40 percent (52-130) of her three-point attempts in 2012-13 and set a program record for accuracy from beyond the arc.

BONDS, JATERRA BONDS

Overall, Bonds averaged a team-leading 13.1 points with 3.7 rebounds and 3.4 assists (second on the team) per game, while netting a team-best 28 double-figure scoring games.

Bonds, who was the only Gator who has started every game, ranked sixth among all league athletes in SEC games for scoring (14.6 ppg), seventh for free throw percentage (76.9%) and tied for 15th for assists (3.0 pg).

BONDS WORTH BANKING

Bonds, the only returning player that boasted experience in the backcourt for the Gators this year, led the team in made free throws (140) and trips to the free throw line (181), where she converted 77.3 percent of her attempts.

Seven times during the year she attempted at least 10 free throws, most recent her 9-of-11 effort at FIU (March 21).

During the Jan. 6 game against LSU (UF's 16th game), Bonds made her 57th free throw - passing the 54 she converted through 33 games last year.

Bonds was 18-of-19 from the free throw line in the two games, sporting a career-best 17 made streak during the stretch.

Bonds tied a program record by hitting 100 percent (11-of-11) from the charity stripe while scoring a season and game-high 21 points at sixth-ranked Kentucky (Jan. 3).

In UF's win against Pacific (Dec. 7), Bonds scored a game-high 20 points, hitting 12-of-15 free throws, an effort that tied for the fourth-most made free throws in a game in program history.

WHAT TIME IS IT?

In SEC games, freshman January Miller averaged 6.4 points, while hitting 41.9 percent (13-31) of her three-point attempts. Four of her six double-figure scoring games came during conference action.



Junior Jatterra Bonds set the Gator's season record with 140 made free throws in 2012-13, when she extended her consecutive games starting streak to 70. Bonds led UF in scoring with 13.1 points per game.

In the 14 non-conference games, Miller tallied 4.6 points, while converting 5-of-20 (25%) three-point attempts and 12-of-19 free throws (63.2%).

EVERYONE SCORES!

Fifteen times this season every Gator who has suited up for a game scored, most recently in the March 30 game at James Madison.

THREADING THE NEEDLES

Carlie Needles converted 63-of-185 for an average of 34.1 percent from long range

this season - including the record-setting 9-of-17 performance against North Florida on Nov. 23.

Overall, Needles contributed 6.6 points per game - fifth-most on the team.

LINEUP SHUFFLE

Florida used 11 different starting lineups and prior to the Auburn game on Feb. 10 had used a new one in each of its previous eight games, most recently the quintet of Bonds, Svete, Moss, Mercer and George vs. Alabama (Feb. 3).

FLORIDA'S SEASON-ENDING STARTING LINEUP

#	Gator	POS	HT	CL	PPG	RPG	Notes
25	Christin Mercer	F	6-0	Fr.	6.5	4.2	team-best 52.9% FG (99-187)
32	Jennifer George	F	6-0	Sr.	11.0	7.5	led UF in blocks (56), steals (66), doub-doub (9)
10	Jatterra Bonds	G	5-7	Jr.	13.1	3.7	3.4 apg, 77.3% FT; 34.0 minutes/pg
40	Sydney Moss	G	5-11	Fr.	11.8	6.8	3.9 apg; 1.4 steals/pg; WNIT All-Tournament
31	Lily Svete	G/F	6-2	Jr.-R	4.9	1.9	UF season-record 40.0% (52-130) three-point pct

OFF THE BENCH

22	Kayla Lewis	G/F	6-0	So.-R.	7.2	5.5	19.9 minutes per game; 47.1% FG
4	Carlie Needles	G	5-6	Fr.-R	6.6	1.6	26.1 minutes per game; 63 three-pointers
3	January Miller	G	5-8	Fr.	5.9	2.2	40 of 80 rebs were offensive
34	Vicky McIntyre	C	6-7	Jr.	4.8	3.8	36 blocked shots
5	Chandler Cooper	G	5-11	Fr.	4.7	0.7	missed last 34 games due to injury; 3 GP
15	Viktorija Dimaite	C	6-4	Fr.-R	--	--	tore ACL 11/3/12 OUT; redshirted '12 (injury)
13	Cassie Peoples	G	5-6	Fr.-R	--	--	transfer, must sit out; eligible Fall of 2013
20	Antoinette Bannister	G	5-10	Fr.	--	--	transfer, must sit out; eligible Fall of 2013

2012-13 GATOR SEASON REVIEW



Amanda Butler captured her 100th win in her sixth year coaching the Gators in 2012-13. Butler has already amassed 120 victories with the Orange & Blue, the most of any coach in program history through their respective first six seasons. Each of her Gator teams has earned a postseason berth, the first time any of the previous eight coaches in program history has been able to do so.

Nine different Gators started at least three games this season.

GEORGE JOINS 1,000-POINT CLUB!

Senior Jennifer George scored 17 points

against Pacific on Dec. 7 and ended the game with exactly 1,000 career points, becoming the 21st Gator to reach the 1,000-point plateau. The final point for George came at the free throw line with 22 seconds remaining as she helped Florida take an 87-80 lead and make it a three-possession game.

George is the first Gator to reach the scoring milestone since Marshae Dotson (2005-09), who scored her 1,000th career point on Feb. 10, 2008 vs. Mississippi State and finished her career with 1,529 points.

JATERRA JOINS GEORGE IN 1,000-POINT CLUB!

Junior Jaterra Bonds scored 18 points against Tennessee in the quarterfinals of the SEC Tournament and ended the game with exactly 1,008. The milestone point came when Bonds drilled a three-pointer at the 3:54 mark of

GATORS FIFTH-LEAST EXPERIENCED TEAM IN THE COUNTRY

According to the preseason research done by UIC's Mike Laninga, the 2012-13 Gator squad was the fifth-least experience team in the country:

Teams	Avg Yrs. Exp.	Yrs. Exp.	Roster Players
1. San Jose State	0.444	4	9
2. Temple	0.727	8	11
SIU-Carbondale	0.727	8	11
4. Clemson	0.833	10	12
5. Florida	0.909	10	11
6. Rhode Island	1.000	13	13
Lipscomb	1.000	14	14
Dayton	1.000	12	12
North Carolina	1.000	14	14
Pittsburgh	1.000	14	14
CS Fullerton	1.000	13	13
Northwestern St.	1.000	14	14

the first half which put her career scoring total at exactly 1,000 points.

Bonds became the 22nd Gator and second this year to reach the scoring plateau.

NON-SEC HOME GAMES

The Gators boast an impressive 48-5 home record against non-conference teams under head coach Amanda Butler, including an 8-0 record in 2012-13.

COACH BUTLER EARNS 100TH WIN AT UF

Florida's 84-65 win against Georgia State on Nov. 11 was Amanda Butler's 100th coaching victory with the Gators.

Butler joins Carol Ross as the only two coaches in Gator history to guide Florida to 100 wins. Ross finished with 247 wins in 12 years.

WHO'S THAT GATOR?

Eight of the 12 players on the 2012-13 roster had never suited up as a Gator prior to the season-opener! Yes, EIGHT!

There were two freshmen (Viktorija Dimaite and Carlie Needles) who redshirted in 2011-12 and never played a minute.

There were four true freshmen (Chandler Cooper, Christin Mercer, January Miller and Sydney Moss), who comprised the nation's 20th-ranked recruiting class, per ESPN-HoopGurlz.

And there were three transfers: Vicky McIntyre, a junior from Oklahoma State who was eligible to play immediately, Antoinette Bannister, a freshman who transferred in December and had to sit out the remainder of the year and Cassie Peoples, a redshirt freshman who also had to sit out the 2012-13 season per NCAA rules for transfers.



Redshirt-freshman **Carlie Needles** broke a 20-year-old program record by nailing nine three-pointers in the November 19 game against North Florida.

WHAT RETURNED FROM 2011-12 FOR 2012-13

Category	Percentage Returning
Games Started	37.0% (61 of 165)
Minutes Played	33.2% (2,217 of 6,675)
Points	35.1% (783 of 2,228)
Rebounds	29.1% (410 of 1,408)
Field Goals	36.6% (306 of 835)
FT Made	34.3% (131 of 382)
FT Attempted	37.5% (222 of 592)
3-Point FG	22.7% (40 of 176)
3-PT FG Att.	29.4% (176 of 592)
Assists	28.3% (130 of 459)
Blocks	39.9% (55 of 138)
Steals	26.5% (79 of 298)
Returning Starters	2
Returning Letterwinners	4
Leading Retn Scorer	J. George, 12.8 ppg
Leading Rebounder	J. George, 8.8 pg

2012-13 MILESTONES, AWARDS & RECORDS

TEAM

- reached semifinals of a national postseason tournament for the second time in program history (not including eight-team 1985 NWIT)
- recorded 650th win in program history (March 30, 2013 at James Madison)
- reached quarterfinals of a national postseason tournament for the third time in program history (not including eight-team 1985 NWIT)
- reached round of 16 of a national postseason tournament for the fifth time in program history
- Played program-record 37 games (was 35 games in 2010-11)
- Played first-ever game in the month of April
- won 20 games for the 13th time in program history; fourth time under Coach Butler
- won a postseason game for the sixth consecutive year and for the 14th time in 20 postseason trips
- awarded 20th postseason berth in program history, as well as 19th in the last 21 years
- earned sixth consecutive postseason berth
- won an SEC Tournament game for the third consecutive season
- second time in program history two Gators have recorded 100 assists in a season (also in 2000-01)
- earned first win at Alabama since Feb. 5, 2009
- earned first win at Auburn since Feb. 29, 2004
- extended overall home winning streak to 15 games, the fourth-longest streak in program history
- won the Gator Holiday Classic (17th time in 21 years a team champion has been crowned)
- allowed Savannah State (Dec. 20) just 13 first half points, tied for the fifth-fewest by an opponent in program history and fewest points since Southern University scored 13 in the second half on Dec. 20, 2009
- advanced to the championship game of the Gator Holiday Classic for the 23rd time, every year of the event
- the 50-point win vs. Savannah State (Dec. 20) was the second-largest margin of victory for Florida under Coach Butler, behind the 57-point win vs. Alabama State (95-38) on Dec. 20, 2010

AMANDA BUTLER

- Guided the Gators to their sixth straight postseason appearance; every year during her tenure
- Recorded her 150th career coaching at (Jan. 6 vs. LSU, 77-72)
- Recorded 100th coaching win at UF (Nov. 11 vs. Georgia State, 84-65)

JATERRA BONDS

- SEC Academic Honor Roll
- All-SEC Honorable Mention (media)
- SEC Community Service Team
- set program season-record with 140 made free throws (was 135 by Sha Brooks in 2008-09)
- set program season-record with 1,258 minutes played (was 1,193 by Dana Smith in 1996-97)
- set program season record with 181 free throw attempts (was 171 by Sha Brooks in 2008-09 and Vanessa Hayden in 2003-04)
- set UF season record by a junior games played (37), games started (37), minutes played (1,258), free throws made (140) and free throws attempted (181)
- Scored 1,000th career point (March 8, 2013 vs. Tennessee in SEC Tournament quarterfinal; her 99th career game; 22nd Gator to reach scoring milestone)
- dished 100 assists in a season; 19th time a Gator has done so
- tied UF record by hitting 11-of-11 free throws at Kentucky (Jan. 3)
- made 12 free throws vs. Pacific (Dec. 7), tied for fourth-most in a game in program history
- attempted 15 free throws vs. Pacific (Dec. 7), tied for ninth most in a game in program history
- Team MVP (team award)

JENNIFER GEORGE

- selected by the Indiana Fever in the third round (33rd overall pick) of the 2013 WNBA Draft (17th different Gator drafted to the U.S. professional women's basketball league)
- All-SEC Second Team (coaches)
- All-SEC Honorable Mention (media)
- All-SEC Defensive Team (coaches)
- set program record for most games played in a career (was 129 by Tamara Stocks, 2005-09)
- TIED record for most career postseason games played (12) in program history (with Kelly Freeman, 1996-2000)
- in the record book ranked No. 1 with 135 games played, No. 17 with 1,257 points, No. 7 with 915 rebounds, No.

4 with 191 blocked shots, tied for No. 8 with 28 double-doubles, No. 10 with 3,181 minutes played, No. 10 with 418 free throws attempted, No. 13 with 171 steals, No. 13 with a 51.4 field goal percentage (511-994) and No. 16 with 511 made field goals

- one of seven Gators to score 1,000 points and collect 900 rebounds
- tied for ninth-most blocked shots in a season (56 in 2012-13); fourth-most by a Gator senior
- 66 steals in 2012-13 ranked as fifth-most by a Gator senior
- Became 16th Gator to collect at least 150 career steals (150th came Feb. 17 vs. Georgia)
- Gator Holiday Classic All-Tournament Team
- Naismith Player of the Year Early Season Watch List (1 of 50)
- Senior CLASS Award candidate (1 of 30)
- Preseason First Team All-SEC (Media, 1 of 5)
- Preseason First Team All-SEC College Sports Madness (1 of 5)
- Scored 1,000th career point (Dec. 7, 2012 vs. Pacific; her 109th career game; 21st Gator to reach scoring milestone)
- topped 900-career point plateau (at Florida State, Nov. 15, 2012)
- Brick House Award - Practice (team award)

KAYLA LEWIS

- SEC Academic Honor Roll

CARLIE NEEDLES

- SEC Academic Honor Roll
- South Point Thanksgiving Shootout All-Tournament Team (Las Vegas)
- Set UF record with 9 three-pointers in a game (vs. North Florida, Nov. 19; broke 20-year-old record of 8 set by Bridget Pettis vs. Georgia, 1/20/93)
- Tied for second-most three-pointers in a game in SEC history (9 vs. North Florida, Nov. 19)
- set UF freshman season record for three-pointers made (63) and three-pointers attempted (185) in a season and ranked No. 4 for minutes played (966)
- Mary Elliott Unsung Hero Award (team award)
- Charge Award (team award)

JANUARY MILLER

- Most Improved Player Award (team award)

SYDNEY MOSS

- Postseason WNIT All-Tournament Team
- All-SEC Freshman Team (coaches)
- set UF freshman record for field goals attempted (444) in a season and ranked No. 2 for minutes played (1,051)
- dished 100 assists in a season; 18th time a Gator has done so and first time since 2010-11 (Lanita Bartley)
- fifth freshman in Gator history to dish at least 100 assists in a season; first since Brandi McCain (246 in 1998-99)
- Gator Holiday Classic MVP
- SEC Freshman of Week, Dec. 10
- Dished Gator-debut-record 9 assists
- became third Gator freshman to collect at least 10 rebounds in collegiate debut
- Game Day Brick House Award (team award)

LILY SVETE

- SEC Academic Honor Roll
- Set UF's program-record for three-point percentage in a season (40.0 pct, 52-130, in 2012-13)
- Set UF's season record by a junior for three-point percentage (40.0 pct, 52-130, in 2012-13)
- Academic Achievement Award (team award)

2012-13 SENIOR SALUTE



#32 JENNIFER GEORGE

2009-13 UF LETTERWINNER

6-0 * SENIOR * FORWARD
FRESNO, CALIF. * BISHOP MOORE (FLA.) HIGH SCHOOL
MAJOR: RECREATION EVENT MANAGEMENT

2013 All-SEC Defensive Team**2013 All-SEC Second Team****2012 All-SEC First Team****2012 WBCA Division I Coaches' All-America Team Honorable Mention**

Jennifer George was the only senior on the 2012-13 roster ... voted by the Southeastern Conference coaches as a 2012 First Team All-SEC performer ... 2013 All-SEC Defensive Team ... 2013 All-SEC Second Team by coaches and Honorable Mention by media ... 2012 SEC Second Team honoree by media ... 2012 WBCA Division I Coaches' All-America Team Honorable Mention ... voted to 2012 WBCA All-Region 3 Team ... unquestionably the strongest member of the team – with her legs, she moves 225 pounds for a dead lift (2 sets, 9 reps) and 185 pounds for a front squat (2 sets, 10 reps), while using 65 pound dumb bells for a bench press (2 sets, 6 reps) ... her increased toughness in paint was on display during a pickup game on July 18, 2011, when she knocked out teammate Lanita Bartley's tooth snaring a rebound ... made an immediate impact her rookie season, being voted to the 2010 SEC All-Freshman Team by the league's coaches ... gave the Gators a tremendous presence in the paint, as she was a solid rebounder and shot blocker ... named SEC Player of the Week for the span of Dec. 19-25, 2011 ... earned a spot on the 2012 Gator Holiday Classic All-Tournament Team and the 2011 Courtyard LaGuardia Turkey Classic All-Tournament Team (hosted by LIU in Brooklyn) ... originally from Orlando, her family moved to California during the summer of 2010 ... selected by the Indiana Fever in the third round of the 2013 WNBA Draft, the 33rd overall pick ... earned her bachelor's degree in Recreation Event Management in August 2013

RECORDS AND NOTABLES UPON GRADUATION

CAREER: UF's leading scorer in a game 32 times, rebounder in 61 games and assists leader in nine games ... 62 double-figure scoring games ... six 20-point games ... 32 double-figure rebounding games ... 28 double-doubles ... in the record book ranked No. 1 with 135 games played, No. 17 with 1,257 points, No. 7 with 915 rebounds, No. 4 with 191 blocked shots, tied for No. 8 with 28 double-doubles, No. 10 with 3,181 minutes played, No. 10 with 418 free throws attempted, No. 13 with

#32 JENNIFER GEORGE

	2012-13 Season	Career Highs
Pts	21 vs. Holy Cross, 12/28/12	24 at San Francisco, 12/7/11
Rbs	12-2x last vs. Pacific, 12/7/12	15 vs. La Salle 11/25/11
Ast	7 vs. Alabama, 2/3/13	same
Stl	5 vs. Pacific, 12/7/12	5-2x last vs. Pacific, 12/7/12
Blk	4-2x last at S. Carolina, 3/3/13	9 vs. Alabama St., 12/20/10
Min	38 at Drexel, 4/3/13	same
FG	9-2x last at La Salle, 12/16/12	11 at San Francisco, 12/7/11
FGA	15-3x last at Kentucky, 1/3/13	17 vs. Ohio St., 3/18/12
3FG	0	0
3FGA	0	0
FT	7 vs. Holy Cross, 12/28/12	7-4x last vs. Holy Cross, 12/28/12
FTA	9 vs. Holy Cross, 12/28/12	12-2x last vs. Duquesne 12/21/11
Dbl Fig Scoring Games - 22 in 2012-13 & 62 in UF Career		
20-Point Games - 2 in 2012-13 & 6 in UF Career		
Dbl Fig Rebound Games - 9 in 2012-13 & 32 in UF Career		
Double-doubles - 9 in 2012-13 & 28 in UF Career		

171 steals, No. 13 with a 51.4 field goal percentage (511-994) and No. 16 with 511 made field goals ... tied for most career postseason games played (12) ... one of seven Gators to score 1,000 points and collect 900 rebounds ... 21st Gator to score 1,000 career points (109th game)

SEASON: tied for ninth-most blocked shots in a season (56 in 2012-13); fourth-most by a Gator senior ... 66 steals in 2012-13 ranked as fifth-most by a Gator senior ... 15 double-doubles during 2011-12 tied for the eighth-most in a season ... midway through the 2011-12 season compiled a streak of eight consecutive double-doubles, a run that ranked tied as the fourth-longest in UF history ... tied for second-most blocks in a season by a Gator sophomore (46) ... tied for third-most blocks in a season (36) by a freshman

GAME: had one of the most well-rounded debuts in a Gator uniform in program history, as her 21 points tied for the third-most ever (junior Bridgett Pettis had 30 at West Virginia on Nov. 24, 1991; freshman Bernice Mosby has 25 vs. Lamar on Nov. 24, 2002; freshman Terry Whitehead had 21 at Virginia on Nov. 21, 1981), as well as tied for the second-most ever by a true freshman; her seven field goals tied for the fourth most, while her field-goal percentage of 77.8 (7-9) was second only to Murriel Page's 81.8 percent (9-11) effort against Arizona on Nov. 25, 1994; her 11 free throw attempts tied for the most-ever in a Gator debut, while her seven made from the line were the second most and her five offensive rebounds tied for the third-most ... tied for second-most blocks in a game (9 vs. Alabama State, Dec. 20, 2010) ... tied for second-most blocks in a game by a Gator sophomore (9 vs. Alabama State, Dec. 20, 2010)



CAREER STATISTICS: JENNIFER GEORGE

Year	GP-GS	Min/Avg	Total FG-FGA	Pct	3-Point FG-FGA	Pct	FT-FTA	Pct	Rebounds Off-Def	Tot	Avg	PF-F0	Ast	TO	Blk	Stl	Pts/Avg
2009-10	32-5	619/19.3	80-149	.537	0-0	.000	52-88	.591	70-97	167	5.2	58-0	12	58	36	36	212/6.6
2010-11	35-6	678/19.4	93-172	.541	0-1	.000	53-92	.576	84-111	195	5.6	77-4	26	58	46	29	239/6.8
2011-12	33-27	916/27.8	175-326	.537	0-0	.000	72-135	.533	123-166	289	8.8	76-1	35	78	53	40	422/12.8
2012-13	35-31	968/27.7	163-347	.470	0-0	.000	58-103	.563	83-181	264	7.5	70-2	50	102	56	66	384/11.0
TOTAL	135-69	3181/23.6	511-994	.514	0-1	.000	235-418	.562	360-555	915	6.8	281-7	123	296	191	171	1257/9.3

SEC CAREER STATISTICS: JENNIFER GEORGE

Year	GP-GS	Min/Avg	Total FG-FGA	Pct	3-Point FG-FGA	Pct	FT-FTA	Pct	Rebounds Off-Def	Tot	Avg	PF-F0	Ast	TO	Blk	Stl	Pts/Avg
2009-10	16-3	345/21.6	38-76	.500	0-0	.000	27-45	.600	42-54	96	6.0	28-0	4	31	16	21	103/6.4
2010-11	16-4	335/20.9	51-86	.593	0-0	.000	29-48	.604	36-48	84	5.3	50-3	11	30	12	14	131/8.2
2011-12	16-10	440/27.5	80-157	.510	0-0	.000	32-61	.525	51-81	132	8.3	40-1	16	42	30	19	192/12.0
2012-13	15-13	392/26.1	60-143	.420	0-0	.000	24-40	.600	29-79	108	7.2	30-0	23	38	28	21	144/9.6
TOTAL	63-30	1512/24.0	229-462	.496	0-0	.000	112-194	.577	158-262	420	6.7	148-4	54	141	86	75	570/9.0

2012-13 SENIOR SALUTE: JENNIFER GEORGE

2009-10 Opponent	Date	GS	Min	FG-FGA	Pct	3FG-FGA	3Pct	FT-FTA	Pct	OR	DR	REB	Avg	PF	FO	A	TO	Blk	Stl	Pts	Avg
STETSON	11/14/09		16	7-9	.778	0-0	.000	7-11	.636	5	0	5	5.0	2	0	0	2	0	2	21	21.0
FLORIDA State	11/17/09		8	1-1	1.000	0-0	.000	0-0	.000	0	1	1	3.0	3	0	0	2	0	0	2	11.5
at Pittsburgh	11/20/09		14	0-3	.000	0-0	.000	3-4	.750	1	3	4	3.3	1	0	0	1	0	2	3	8.7
UAB	11/24/09		11	1-2	.500	0-0	.000	2-2	1.000	1	3	4	3.5	0	0	0	1	2	0	4	7.5
vs St. John's	11/27/09		22	3-6	.500	0-0	.000	1-3	.333	2	5	7	4.2	3	0	1	3	2	0	7	7.4
FIU	11/29/09	*	19	3-6	.500	0-0	.000	0-1	.000	0	5	5	4.3	2	0	0	3	1	0	6	7.2
FLORIDA A&M	12/01/09	*	20	4-5	.800	0-0	.000	1-1	1.000	0	1	1	3.9	0	0	0	0	0	1	9	7.4
at Rutgers	12/07/09		8	0-0	.000	0-0	.000	0-0	.000	0	1	1	3.5	2	0	0	2	0	1	0	6.5
at Old Dominion	12/11/09		20	1-3	.333	0-0	.000	1-2	.500	4	2	6	3.8	3	0	1	2	2	1	3	6.1
SOUTHERN U.	12/20/09		13	1-4	.250	0-0	.000	3-5	.600	4	5	9	4.3	3	0	1	1	2	1	5	6.0
HIGH POINT	12/21/09		20	3-5	.600	0-0	.000	3-4	.750	2	3	5	4.4	2	0	2	0	0	0	9	6.3
OHIO	12/28/09		17	4-5	.800	0-0	.000	1-4	.250	2	4	6	4.5	2	0	1	1	1	3	9	6.5
JACKSONVILLE	12/30/09		23	7-8	.875	0-0	.000	1-1	1.000	1	4	5	4.5	3	0	0	3	4	1	15	7.2
at Arkansas	01/03/10		22	1-2	.500	0-0	.000	3-6	.500	2	7	9	4.9	1	0	0	1	1	3	5	7.0
AUBURN	01/07/10		14	4-5	.800	0-0	.000	0-0	.000	2	1	3	4.7	4	0	0	0	1	1	8	7.1
at Georgia	01/10/10		19	1-3	.333	0-0	.000	0-0	.000	2	8	10	5.1	4	0	0	2	0	0	2	6.8
TENNESSEE	01/14/10		24	4-9	.444	0-0	.000	2-5	.400	5	2	7	5.2	0	0	1	1	0	5	10	6.9
at Mississippi State	01/17/10		8	0-2	.000	0-0	.000	0-0	.000	1	2	3	5.1	1	0	0	2	1	1	0	6.6
at Alabama	01/21/10		14	4-6	.667	0-0	.000	0-1	.000	2	1	3	4.9	1	0	0	2	0	1	8	6.6
SOUTH CAROLINA	01/24/10		21	1-3	.333	0-0	.000	3-5	.600	2	5	7	5.1	1	0	0	3	6	1	5	6.6
at Ole Miss	01/31/10		18	0-2	.000	0-0	.000	2-2	1.000	0	3	3	5.0	1	0	0	1	0	1	2	6.3
VANDERBILT	02/04/10		17	4-5	.800	0-0	.000	1-2	.500	3	3	6	5.0	0	0	0	1	1	1	9	6.5
MISSISSIPPI State	02/07/10	*	25	1-2	.500	0-0	.000	1-2	.500	2	2	4	5.0	3	0	1	4	2	0	3	6.3
LSU	02/11/10		26	2-3	.667	0-0	.000	2-2	1.000	2	4	6	5.0	3	0	0	1	0	0	6	6.3
at Tennessee	02/14/10	*	32	2-7	.286	0-0	.000	0-0	.000	4	5	9	5.2	1	0	1	2	2	1	4	6.2
at Kentucky	02/18/10	*	27	1-1	1.000	0-0	.000	1-2	.500	1	3	4	5.1	1	0	1	5	1	1	3	6.1
GEORGIA	02/21/10		24	2-5	.400	0-0	.000	5-7	.714	5	4	9	5.3	3	0	0	1	0	3	9	6.2
at Vanderbilt	02/24/10		23	6-9	.667	0-0	.000	1-3	.333	1	2	3	5.2	4	0	0	2	1	0	13	6.4
ALABAMA	02/28/10		31	5-12	.417	0-0	.000	6-8	.750	8	2	10	5.3	0	0	0	3	0	2	16	6.8
vs Auburn	03/04/10		26	3-7	.429	0-0	.000	1-3	.333	3	2	5	5.3	2	0	2	2	2	0	7	6.8
SOUTH FLORIDA	03/18/10		22	1-3	.333	0-0	.000	1-2	.500	3	3	6	5.4	1	0	0	2	3	1	3	6.6
at Miami	03/21/10		15	3-6	.500	0-0	.000	0-0	.000	0	1	1	5.2	1	0	0	2	1	2	6	6.6
Totals - 32 GP		5	619	80-149	.537	0-0	.000	52-88	.591	70	97	167	5.2	58	0	12	58	36	36	212	6.6

2010-11 Opponent	Date	GS	Min	FG-FGA	Pct	3FG-FGA	3Pct	FT-FTA	Pct	OR	DR	REB	Avg	PF	FO	A	TO	Blk	Stl	Pts	Avg
UCF	11/13/10		12	2-6	.333	0-0	.000	0-0	.000	3	5	8	8.0	1	0	1	2	2	0	4	4.0
CHARLOTTE	11/15/10		8	0-1	.000	0-0	.000	0-0	.000	0	0	0	4.0	0	0	0	1	1	1	0	2.0
at DePaul	11/18/10		14	2-2	1.000	0-0	.000	2-2	1.000	2	0	2	3.3	3	0	1	1	0	1	6	3.3
NORTH FLORIDA	11/23/10	*	30	5-7	.714	0-0	.000	3-4	.750	4	6	10	5.0	3	0	4	2	4	2	13	5.8
vs South Alabama	11/26/10	*	9	0-6	.000	0-0	.000	0-0	.000	3	1	4	4.8	1	0	1	0	0	2	0	4.6
vs Navy	11/27/10		9	0-0	.000	0-0	.000	0-0	.000	0	0	0	4.0	0	0	0	0	1	0	0	3.8
OLD DOMINION	11/30/10		19	1-5	.200	0-0	.000	5-8	.625	2	10	12	5.1	1	0	0	0	1	0	7	4.3
vs Providence	12/04/10		15	3-3	1.000	0-0	.000	0-0	.000	1	0	1	4.6	1	0	0	0	1	1	6	4.5
at Brown	12/05/10		11	1-4	.250	0-0	.000	0-0	.000	3	0	3	4.4	0	0	0	2	0	0	2	4.2
HARVARD	12/07/10		16	5-7	.714	0-0	.000	4-6	.667	6	2	8	4.8	1	0	1	0	1	0	14	5.2
at Hampton	12/10/10		17	1-3	.333	0-0	.000	0-0	.000	1	3	4	4.7	2	0	0	3	2	0	2	4.9
ALABAMA STATE	12/20/10		16	2-3	.667	0-0	.000	1-3	.333	0	6	6	4.8	1	0	0	2	9	0	5	4.9
ROBERT MORRIS	12/21/10		17	2-2	1.000	0-0	.000	0-2	.000	1	5	6	4.9	1	0	1	1	1	1	4	4.8
at Florida State	12/28/10		27	4-6	.667	0-0	.000	0-0	.000	3	4	7	5.1	3	0	1	2	3	0	8	5.1
ARKANSAS	01/02/11		28	4-5	.800	0-0	.000	2-2	1.000	0	7	7	5.2	3	0	3	3	0	3	10	5.4
at Auburn	01/06/11		17	5-8	.625	0-0	.000	0-0	.000	2	2	4	5.1	3	0	0	4	0	1	10	5.7
at South Carolina	01/09/11	*	27	2-7	.286	0-0	.000	2-5	.400	4	6	10	5.4	5	1	3	3	0	2	6	5.7
TENNESSEE	01/13/11	*	12	1-3	.333	0-0	.000	0-0	.000	0	0	0	5.1	4	0	0	0	1	0	2	5.5
at Georgia	01/16/11		15	3-4	.750	0-0	.000	1-2	.500	1	2	3	5.0	2	0	0	2	0	0	7	5.6
KENTUCKY	01/20/11		6	0-2	.000	0-0	.000	0-0	.000	0	1	1	4.8	2	0	0	0	0	0	0	5.3
at LSU	01/23/11		19	2-3	.667	0-0	.000	0-4	.000	0	2	2	4.7	4	0	2	1	3	0	4	5.2
ALABAMA	01/27/11		23	5-8	.625	0-0	.000	2-3	.667	3	2	5	4.7	3	0	0	1	2	0	12	5.5
at Mississippi State	01/30/11		22	1-1	1.000	0-0	.000	2-4	.500	2	3	5	4.7	3	0	1	1	0	1	4	5.5
OLE MISS	02/03/11		25	5-5	1.000	0-0	.000	1-1	1.000	5	4	9	4.9	1	0	0	2	0	1	11	5.7
VANDERBILT	02/06/11	*	34	9-16	.563	0-0	.000	2-3	.667	10	4	14	5.2	5	1	0	1	0	2	20	6.3
at Tennessee	02/10/11	*	23	2-3	.667	0-0	.000	0-0	.000	2	3	5	5.2	3	0	1	2	2	2	4	6.2
at Alabama	02/13/11		21	4-10	.400	0-0	.000	2-3	.667	2	7	9	5.4	2	0	0	5	1	1	10	6.3
MISSISSIPPI STATE	02/20/11		30	7-7	1.000	0-0	.000	7-12	.583	2	2	4	5.3	1	0	1	3	3	0	21	6.9
at Vanderbilt	02/25/11		13	0-1	.000	0-0	.000	2-3	.667	2	0	2	5.2	5	1	0	1	0	1	2	6.7
GEORGIA	02/27/11		20	1-2	.500	0-0	.000	6-6	1.000	1	3	4	5.2	4	0	0	1	0	0	8	6.7
vs Arkansas	03/03/11		25	5-9	.556	0-0	.000	2-7	.286	3	3	6	5.2	0	0	1	1	0	1	12	6.9
vs Tennessee	03/04/11		13	1-4	.250	0-0	.000	0-0	.000	3	3	6	5.2	5	1	1	3	0	1	2	6.8
UMBC	03/18/11		30	1-5	.200	0-0	.000	2-6	.333	3	4	7	5.3	1	0	0	3	2	4	4	6.7
at Florida Gulf Coast	03/21/11		24	5-7	.714	0-1	.000	0-0	.000	5	6	11	5.4	3	0	1	4	2	0	10	6.8
at Charlotte	03/24/11		31	2-6	.333	0-0	.000	5-6	.833	5	5	10	5.6	0	0	2	1	4	1	9	6.8
Totals - 35 GP		6	678	93-171	.544	0-1	.000	53-92	.576	84	111	195	5.6	77	4	26	58	46	29	239	6.8

2012-13 SENIOR SALUTE: JENNIFER GEORGE

2011-12 Opponent	Date	GS	Min	FG-FGA	Pct	3FG-FGA	3Pct	FT-FTA	Pct	OR	DR	REB	Avg	PF	FO	A	TO	Blk	Stl	Pts	Avg	
MICHIGAN	11/11/11	*	25	0-1	.000	0-0	.000	0-0	.000	2	1	3	3.0	2	0	0	0	1	2	0	0.0	
STETSON	11/14/11	*	26	9-16	.563	0-0	.000	3-5	.600	4	5	9	6.0	0	0	1	1	1	1	21	10.5	
FLORIDA STATE	11/17/11	*	22	9-11	.818	0-0	.000	0-1	.000	1	3	4	5.3	4	0	2	0	2	1	18	13.0	
HAMPTON	11/22/11	*	30	6-9	.667	0-0	.000	1-5	.200	6	8	14	7.5	2	0	2	2	0	0	13	13.0	
vs LaSalle	11/25/11	*	32	8-10	.800	0-0	.000	2-4	.500	6	9	15	9.0	2	0	0	1	1	0	18	14.0	
vs Charlotte	11/26/11	*	35	3-6	.500	0-0	.000	3-4	.750	2	7	9	9.0	2	0	0	3	3	4	9	13.2	
BELMONT	11/29/11	*	21	5-10	.500	0-0	.000	5-5	1.000	4	2	6	8.6	1	0	3	2	0	3	15	13.4	
vs Rutgers	12/02/11	*	32	2-7	.286	0-0	.000	0-1	.000	1	7	8	8.5	4	0	0	2	0	1	4	12.3	
at San Francisco	12/07/11	*	23	11-16	.688	0-0	.000	2-4	.500	7	4	11	8.8	2	0	2	1	1	2	24	13.6	
at Pacific	12/09/11	*	30	5-12	.417	0-0	.000	4-4	1.000	11	3	14	9.3	3	0	4	5	2	2	14	13.6	
CHARLESTON SOUTHERN	12/20/11	*	28	9-10	.900	0-0	.000	1-3	.333	3	7	10	9.4	3	0	1	3	3	2	19	14.1	
DUQUESNE	12/21/11	*	31	4-8	.500	0-0	.000	7-12	.583	6	7	13	9.7	1	0	0	3	2	1	15	14.2	
SAMFORD	12/28/11	*	25	3-9	.333	0-0	.000	4-8	.500	7	6	13	9.9	1	0	0	5	1	0	10	13.8	
KENTUCKY	01/01/12	*	26	4-11	.364	0-0	.000	2-4	.500	7	4	11	10.0	3	0	1	4	2	0	10	13.6	
at Ole Miss	01/05/12	*	29	7-14	.500	0-0	.000	4-7	.571	7	4	11	10.1	1	0	3	7	0	1	18	13.9	
SOUTH CAROLINA	01/08/12	*	35	8-10	.800	0-0	.000	0-0	.000	3	8	11	10.1	1	0	0	4	6	0	16	14.0	
at Georgia	01/12/12	*	36	7-12	.583	0-0	.000	1-1	1.000	5	3	8	10.0	4	0	1	6	1	2	15	14.1	
LSU	01/15/12	*	16	3-3	1.000	0-0	.000	0-0	.000	0	2	2	9.6	5	1	0	1	0	1	6	13.6	
ALABAMA	01/19/12	*	27	7-16	.438	0-0	.000	1-3	.333	3	9	12	9.7	1	0	0	4	5	1	15	13.7	
at Kentucky	01/22/12	*	32	4-9	.444	0-0	.000	2-5	.400	3	8	11	9.8	2	0	0	4	3	3	10	13.5	
at Arkansas	01/29/12		35	4-9	.444	0-0	.000	1-3	.333	4	5	9	9.7	2	0	2	1	2	2	9	13.3	
at LSU	02/02/12		19	4-5	.800	0-0	.000	1-2	.500	1	1	2	9.4	3	0	0	1	1	2	9	13.1	
OLE MISS	02/05/12		19	2-4	.500	0-0	.000	1-2	.500	2	1	3	9.1	3	0	2	0	1	1	5	12.7	
AUBURN	02/09/12		28	3-8	.375	0-0	.000	1-4	.250	3	5	8	9.0	2	0	0	4	3	1	7	12.5	
at South Carolina	02/12/12		32	7-11	.636	0-0	.000	3-4	.750	2	8	10	9.1	2	0	2	1	2	0	17	12.7	
at Vanderbilt	02/16/12		29	6-13	.462	0-0	.000	5-11	.455	4	5	9	9.1	2	0	1	1	1	2	17	12.8	
GEORGIA	02/19/12	*	25	6-12	.500	0-0	.000	3-4	.750	2	4	6	9.0	3	0	2	0	3	0	15	12.9	
MISSISSIPPI ST.	02/23/12	*	24	4-8	.500	0-0	.000	4-5	.800	3	5	8	8.9	2	0	2	2	0	2	12	12.9	
at Tennessee	02/26/12	*	28	4-12	.333	0-0	.000	3-6	.500	2	9	11	9.0	4	0	0	2	0	1	11	12.8	
vs Auburn	03/01/12	*	32	5-12	.417	0-0	.000	2-5	.400	6	8	14	9.2	2	0	1	1	0	0	12	12.8	
vs Kentucky	03/02/12	*	22	8-10	.800	0-0	.000	2-7	.286	1	2	3	9.0	4	0	1	1	3	0	18	13.0	
vs Ohio State	03/18/12	*	33	6-17	.353	0-0	.000	4-6	.667	2	4	6	8.9	1	0	1	1	0	0	16	13.1	
vs Baylor	03/20/12	*	29	2-5	.400	0-0	.000	0-0	.000	3	2	5	8.8	2	0	1	5	3	2	4	12.8	
Totals – 33 GP			27	916	175-326	.537	0-0	.000	72-135	.533	123	166	289	8.8	76	1	35	78	53	40	422	12.8

2012-13 Opponent	Date	GS	Min	FG-FGA	Pct	3FG-FGA	3Pct	FT-FTA	Pct	OR	DR	REB	Avg	PF	FO	A	TO	Blk	Stl	Pts	Avg
GEORGIA STATE	11/11/12	*	26	7-15	.467	0-0	.000	5-8	.625	5	3	8	8.0	1	0	1	2	2	2	19	19.0
at Florida State	11/15/12	*	29	9-15	.600	0-0	.000	2-5	.400	3	6	9	8.5	1	0	0	3	1	1	20	19.5
NORTH FLORIDA	11/19/12	*	21	2-3	.667	0-0	.000	2-4	.500	2	5	7	8.0	1	0	1	0	1	3	6	15.0
vs NC State	11/23/12	*	34	5-8	.625	0-0	.000	3-8	.375	2	5	7	7.8	3	0	2	2	3	4	13	14.5
vs Northern Iowa	11/24/12	*	18	6-11	.545	0-0	.000	0-1	.000	2	3	5	7.2	3	0	1	1	0	0	12	14.0
vs Arizona State	11/25/12	*	26	3-12	.250	0-0	.000	5-6	.833	5	4	9	7.5	3	0	0	5	2	4	11	13.5
at Michigan	12/01/12	*	31	7-13	.538	0-0	.000	1-2	.500	4	5	9	7.7	1	0	0	4	1	2	15	13.7
TROY	12/04/12		20	5-9	.556	0-0	.000	4-7	.571	3	9	12	8.3	4	0	0	4	2	1	14	13.8
PACIFIC	12/07/12	*	30	8-13	.615	0-0	.000	1-2	.500	3	9	12	8.7	0	0	2	7	0	5	17	14.1
at La Salle	12/16/12		30	9-12	.750	0-0	.000	1-3	.333	3	8	11	8.9	1	0	2	4	2	1	19	14.6
SAVANNAH ST.	12/20/12	*	23	7-9	.778	0-0	.000	0-1	.000	4	7	11	9.1	1	0	3	2	1	2	14	14.5
CENTRAL MICHIGAN	12/21/12	*	33	4-9	.444	0-0	.000	1-3	.333	1	7	8	9.0	1	0	2	7	1	3	9	14.1
HOLY CROSS	12/28/12	*	28	7-12	.583	0-0	.000	7-9	.778	6	4	10	9.1	1	0	1	3	1	4	21	14.6
at KENTUCKY	01/03/13	*	34	6-15	.400	0-0	.000	2-4	.500	3	8	11	9.2	4	0	0	4	0	3	14	14.6
LSU	01/06/13	*	32	6-10	.600	0-0	.000	3-3	1.000	1	10	11	9.3	0	0	3	0	1	2	15	14.6
at Mississippi State	01/10/13		17	0-4	.000	0-0	.000	0-2	.000	0	3	3	8.9	1	0	1	1	3	0	0	13.7
TENNESSEE	01/13/13	*	12	4-8	.500	0-0	.000	0-0	.000	1	1	2	8.5	0	0	2	1	0	1	8	13.4
OLE MISS	01/24/13		23	2-5	.400	0-0	.000	2-2	1.000	1	4	5	8.3	2	0	1	2	4	0	6	12.9
at Georgia	01/27/13	*	22	4-7	.571	0-0	.000	0-4	.000	2	1	3	8.1	2	0	0	1	2	0	8	12.7
at Mizzou	01/31/13	*	24	3-8	.375	0-0	.000	7-11	.636	3	3	6	8.0	4	0	0	3	2	2	13	12.7
ALABAMA	02/03/13	*	28	2-5	.400	0-0	.000	0-0	.000	1	7	8	8.0	0	0	7	2	3	0	4	12.3
at Auburn	02/10/13	*	29	5-14	.357	0-0	.000	1-1	1.000	4	3	7	7.9	2	0	0	3	2	2	11	12.2
at Texas A&M	02/14/13	*	20	3-14	.214	0-0	.000	0-0	.000	2	6	8	7.9	1	0	0	4	1	1	6	12.0
GEORGIA	02/17/13	*	29	7-12	.583	0-0	.000	3-5	.600	1	6	7	7.9	4	0	1	4	1	2	17	12.2
VANDERBILT	02/21/13	*	32	6-13	.462	0-0	.000	1-2	.500	5	6	11	8.0	2	0	4	3	1	4	13	12.2
at Alabama	02/24/13	*	27	3-10	.300	0-0	.000	0-0	.000	1	7	8	8.0	1	0	0	5	1	1	6	12.0
ARKANSAS	02/28/13	*	30	6-9	.667	0-0	.000	1-2	.500	2	9	11	8.1	4	0	3	3	3	2	13	12.0
at South Carolina	03/03/13	*	33	3-9	.333	0-0	.000	4-4	1.000	2	5	7	8.1	3	0	1	2	4	1	10	11.9
vs Arkansas	03/07/13	*	32	3-11	.273	0-0	.000	0-0	.000	2	4	6	8.0	2	0	2	5	1	2	6	11.7
vs Tennessee	03/08/13	*	33	3-9	.333	0-0	.000	0-0	.000	3	4	7	8.0	5	1	4	2	0	3	6	11.5
at FIU	03/21/13	*	35	2-6	.333	0-0	.000	0-0	.000	2	4	6	7.9	2	0	1	2	3	3	4	11.3
at Winthrop	03/25/13	*	32	2-8	.250	0-0	.000	1-2	.500	1	7	8	7.9	2	0	2	4	3	2	5	11.1
at Charlotte	03/27/13	*	34	7-10	.700	0-0	.000	0-0	.000	1	3	4	7.8	2	0	1	2	3	2	14	11.2
at James Madison	03/30/13	*	23	2-10	.200	0-0	.000	1-2	.500	2	2	4	7.7	5	1	1	3	0	0	5	11.0
at Drexel	04/03/13	*	38	5-9	.556	0-0	.000	0-0	.000	0	3	3	7.5	1	0	1	2	1	1	10	11.0
Totals – 35 GP		31	968	163-347	.470	0-0	.000	58-103	.563	83	181	264	7.5	70	2	50	102	56	66	384	11.0

2012-13 FINAL CUMULATIVE STATISTICS (ALL GAMES)

RECORD:	OVERALL	HOME	AWAY	NEUTRAL
ALL GAMES	22-15	11-5	8-8	3-2
CONFERENCE	6-10	3-5	3-5	0-0
NON-CONFERENCE	16-5	8-0	5-3	3-2

##	Player	GP	GS	Min	Avg	TOTAL			3-PTS			FT FTA Pct			REBOUNDS				PF	FO	A	TO	Blk	Stl	Pts	Avg
						FG	FGA	Pct	3FG	FGA	Pct	FT	FTA	Pct	Off	Def	Tot	Avg								
10	Bonds,Jaterra	37	37	1258	34.0	164	377	.435	18	64	.281	140	181	.773	36	102	138	3.7	75	5	125	124	2	46	486	13.1
40	Moss,Sydney	37	24	1051	28.4	181	444	.408	11	50	.220	65	107	.607	77	175	252	6.8	71	0	143	102	14	52	438	11.8
32	George,Jennifer	35	31	968	27.7	163	347	.470	0	0	.000	58	103	.563	83	181	264	7.5	70	2	50	102	56	66	384	11.0
22	Lewis,Kayla	37	21	738	19.9	107	227	.471	7	33	.212	47	69	.681	74	130	204	5.5	69	1	24	54	20	32	268	7.2
04	Needles,Carlie	37	15	966	26.1	77	216	.356	63	185	.341	26	35	.743	16	44	60	1.6	51	0	64	60	2	29	243	6.6
25	Mercer,Christin	37	18	731	19.8	99	187	.529	0	0	.000	41	79	.519	57	98	155	4.2	86	2	23	68	10	49	239	6.5
03	Miller,January	37	3	597	16.1	81	202	.401	28	72	.389	30	49	.612	40	40	80	2.2	82	0	27	42	5	28	220	5.9
31	Svete,Lily	37	33	645	17.4	62	155	.400	52	130	.400	5	8	.625	26	44	70	1.9	53	1	7	35	2	12	181	4.9
34	McIntyre,Vicky	29	3	391	13.5	55	124	.444	0	3	.000	28	34	.824	47	63	110	3.8	58	0	12	27	36	6	138	4.8
05	Cooper,Chandler	3	0	80	26.7	6	24	.250	2	15	.133	0	0	.000	0	2	2	0.7	6	0	7	2	0	9	14	4.7
TEAM															65	93	158	4.3	7							
Total		37		7425		995	2303	.432	181	552	.328	440	665	.662	521	972	1493	40.4	621	11	482	623	147	329	2611	70.6
Opponents		37		7425		871	2231	.390	194	621	.312	475	683	.695	486	890	1376	37.2	636	-	443	649	91	302	2411	65.2

TEAM STATISTICS	UF	OPP
SCORING.....	2611	2411
Points per game.....	70.6	65.2
Scoring margin.....	+5.4	-
FIELD GOALS-ATT.....	995-2303	871-2231
Field goal pct.....	.432	.390
3-POINT FG-ATT.....	181-552	194-621
3-point FG pct.....	.328	.312
3-pt FG made per game.....	4.9	5.2
FREE THROWS-ATT.....	440-665	475-683
Free throw pct.....	.662	.695
F-Throws made per game.....	11.9	12.8
REBOUNDS.....	1493	1376
Rebounds per game.....	40.4	37.2
Rebounding margin.....	+3.2	-
ASSISTS.....	482	443
Assists per game.....	13.0	12.0
TURNOVERS.....	623	649
Turnovers per game.....	16.8	17.5
Turnover margin.....	+0.7	-
Assist/turnover ratio.....	0.8	0.7
STEALS.....	329	302
Steals per game.....	8.9	8.2
BLOCKS.....	147	91
Blocks per game.....	4.0	2.5
WINNING STREAK.....	0	-
Home win streak.....	1	-
ATTENDANCE.....	19035	43665
Home games-Avg/Game.....	16-1190	16-2206
Neutral site-Avg/Game.....	-	5-1674

SCORE BY PERIODS:	1st	2nd	OT	OT2	Total
Florida	1224	1382	5	-	2611
Opponents	1132	1271	8	-	2411

DEADBALL REBOUNDS:	OFF	DEF	TOTAL
Florida	114	11	125
Opponents	99	8	107

FLORIDA SEASON SCHEDULE/RESULTS & LEADERS

DATE	OPPONENT	TV/Video	W/L	SCORE	ATTEND	HIGH POINTS	HIGH REBOUNDS
11/09/12	FAIRFIELD	GVO	W	71-49	729	12-Lewis,Kayla	10-Moss,Sydney
						12-McIntyre,Vicky	
11/11/12	GEORGIA STATE DH	GVO	W	84-65	795	19-George,Jennifer	12-Lewis,Kayla
11/15/12	at Florida State	ESPN3	L	67-98	2443	20-George,Jennifer	9-George,Jennifer
11/19/12	NORTH FLORIDA	GVO	W	74-44	1059	27-Needles,Carlie	7-George,Jennifer
						7-Moss,Sydney	
11/23/12	vs NC State 1		W	66-64	297	15-Moss,Sydney	10-Moss,Sydney
11/24/12	vs Northern Iowa 1		W	80-63	307	14-Needles,Carlie	8-Lewis,Kayla
11/25/12	vs Arizona State 1		L	58-74	203	11-George,Jennifer	9-George,Jennifer
						11-Bonds,Jaterra	
12/01/12	at Michigan	OOV	L	53-59	2783	15-George,Jennifer	9-George,Jennifer
12/04/12	TROY	GVO	W	87-62	491	18-Needles,Carlie	12-George,Jennifer
						18-Moss,Sydney	
12/07/12	PACIFIC	GVO	W	89-82	679	20-Bonds,Jaterra	12-George,Jennifer
12/16/12	at La Salle	OOV	W	74-50	217	19-George,Jennifer	11-George,Jennifer
12/20/12	SAVANNAH ST 2	GVO	W	88-38	650	17-Moss,Sydney	11-George,Jennifer
12/21/12	CENTRAL MICHIGAN 2	GVO	W	81-75	704	18-Lewis,Kayla	10-Lewis,Kayla
12/28/12	HOLY CROSS	GVO	W	81-50	1259	21-George,Jennifer	10-George,Jennifer
01/03/13	at KENTUCKY*	SPSO~	L	69-76	4862	21-Bonds,Jaterra	11-George,Jennifer
01/06/13	LSU*	SEC Network	W	77-72	1575	19-Bonds,Jaterra	11-George,Jennifer
01/10/13	at Mississippi State*	FS Florida	W	61-55	1306	17-Bonds,Jaterra	9-Lewis,Kayla
						9-Moss,Sydney	
01/13/13	TENNESSEE*	ESPN2	L-OT	75-78	2609	18-Bonds,Jaterra	11-Lewis,Kayla
01/20/13	SOUTH CAROLINA*	FSF/FCSA+	L	44-52	1503	16-Bonds,Jaterra	8-Lewis,Kayla
						8-Moss,Sydney	
01/24/13	OLE MISS*	CSS~	L	81-88	901	23-Lewis,Kayla	7-Lewis,Kayla
						7-Moss,Sydney	
01/27/13	at Georgia*	CSS&~	L	52-69	4022	8-George,Jennifer	10-Lewis,Kayla
						8-Miller,January	
						8-Lewis,Kayla	
01/31/13	at Mizou*	OOV	L	64-69	1237	13-George,Jennifer	7-Miller,January
02/03/13	ALABAMA*	FS Florida+	W	87-54	1619	18-Mercer,Christin	11-Mercer,Christin
02/10/13	at Auburn*	SPSO	W	65-57	2477	12-Mercer,Christin	11-Moss,Sydney
02/14/13	at Texas A&M*	CSS~	L	71-78	5184	17-Bonds,Jaterra	8-George,Jennifer
02/17/13	GEORGIA*	CSS~	L	57-62	2232	17-George,Jennifer	8-Lewis,Kayla
						8-Mercer,Christin	
02/21/13	VANDERBILT*	CSS~	L	57-68	1071	15-Moss,Sydney	11-George,Jennifer
02/24/13	at Alabama*	OOV	W	67-61	1405	15-Bonds,Jaterra	11-Lewis,Kayla
02/28/13	ARKANSAS*	SUNFSF+	W	69-58	1159	18-Bonds,Jaterra	11-George,Jennifer
03/03/13	at South Carolina*	SPSO	L	56-67	3343	16-Moss,Sydney	10-Moss,Sydney
03/07/13	vs Arkansas 3	SPSO	W	64-59	2744	17-Bonds,Jaterra	6-George,Jennifer
						6-Moss,Sydney	
03/08/13	vs Tennessee 3	SPSO	L	73-82	4819	22-Moss,Sydney	7-George,Jennifer
						7-Moss,Sydney	
03/21/13	at FIU 4	OOV	W	75-68	283	28-Moss,Sydney	8-Lewis,Kayla
03/25/13	at Winthrop 4	OOV	W	85-53	1254	16-Miller,January	11-Moss,Sydney
03/27/13	at Charlotte 4	OOV	W	67-65	885	15-Bonds,Jaterra	9-Moss,Sydney
03/30/13	at James Madison 4	OOV	W	85-80	2182	27-Moss,Sydney	9-Moss,Sydney
04/03/13	at Drexel 4	OOV	L	57-67	1412	20-Moss,Sydney	10-Moss,Sydney

*Southeastern Conference game; DH doubleheader with UF men's team; 1 South Point Thanksgiving Shootout - Las Vegas, Nev.; 2 Gator Holiday Classic - Gainesville, Fla.; 3 SEC Tournament - Duluth, Ga.; 4 Postseason WNIT ... TV/Video Information: SPSO - SportSouth, FS Southwest, SunSports; CSS - COX Sports/Charter Sports Southeast Cox Sports will simulcast in Gainesville channel 259; SUN - SunSports statewide in Florida; FS Florida statewide in Florida; SUN/FSF - SunSports in South Florida territory and FS Florida in North/Central Florida territory; FSF/FCSA - FS Florida statewide Fox College Sports Atlantic; CSS& - COX Sports/Charter Sports Southeast, CSN California, CSN Houston, The Comcast Network, CST and BHSN; GVO - GatorVision Online; + = also live on GatorVision Online; ~ = also live online at ESPN3.com; OOV - opponent online streaming video

2012-13 FINAL CUMULATIVE STATISTICS (SEC GAMES ONLY)

RECORD:	OVERALL	HOME	AWAY	NEUTRAL
ALL GAMES	6-10	3-5	3-5	0-0
CONFERENCE	6-10	3-5	3-5	0-0
NON-CONFERENCE	0-0	0-0	0-0	0-0

##	Player	GP	GS	Min	Avg	TOTAL			3-PTS			REBOUNDS														
						FG	FGA	Pct	3FG	FGA	Pct	FT	FTA	Pct	Off	Def	Tot	Avg	PF	FO	A	TO	Blk	Stl	Pts	Avg
10	Bonds,Jaterra	16	16	579	36.2	77	175	.440	7	24	.292	70	91	.769	17	41	58	3.6	34	2	48	62	1	18	231	14.4
32	George,Jennifer	15	13	392	26.1	60	143	.420	0	0	.000	24	40	.600	29	79	108	7.2	30	0	23	38	28	21	144	9.6
40	Moss,Sydney	16	10	454	28.4	57	175	.326	1	9	.111	28	45	.622	35	72	107	6.7	31	0	56	37	6	17	143	8.9
22	Lewis,Kayla	16	8	333	20.8	49	100	.490	2	13	.154	22	33	.667	36	65	101	6.3	38	1	6	23	11	9	122	7.6
03	Miller,January	16	3	273	17.1	38	90	.422	13	31	.419	13	23	.565	16	20	36	2.3	41	0	13	22	3	14	102	6.4
25	Mercer,Christin	16	8	312	19.5	45	94	.479	0	0	.000	10	24	.417	27	44	71	4.4	37	1	7	25	4	15	100	6.3
31	Svete,Lily	16	12	282	17.6	25	57	.439	22	49	.449	2	2	1.000	9	20	29	1.8	25	1	4	17	1	5	74	4.6
34	McIntyre,Vicky	15	2	197	13.1	25	56	.446	0	0	.000	17	22	.773	21	28	49	3.3	31	0	5	12	15	2	67	4.5
04	Needles,Carlie	16	8	403	25.2	22	78	.282	19	69	.275	6	9	.667	3	14	17	1.1	29	0	25	26	2	12	69	4.3
TEAM												26 48 74 4.6				3										
Total		16	3225			398	968	.411	64	195	.328	192	289	.664	219	431	650	40.6	296	5	187	265	71	113	1052	65.8
Opponents		16	3225			370	976	.379	82	249	.329	242	355	.682	229	398	627	39.2	284	-	193	236	51	116	1064	66.5

SCORE BY PERIODS:	1st	2nd	OT	OT2	Total	DEADBALL REBOUNDS:	OFF	DEF	TOTAL
Florida	474	573	5	-	1052	Florida	50	5	55
Opponents	509	547	8	-	1064	Opponents	54	0	54

2012-13 FLORIDA TEAM GAME-BY-GAME COMPARISON

Opponent	1st	2nd	Score	Mar	Total FG	FG Pct	3-Pointers	3FG Pct	Free Throws	FT Pct	Rebs	R-Marg	Asst	TOver	Block	Steal	Fouls
FAIRFIELD	34/24	37/25	71-49	+22	29-63/19-56	.460/.339	6-19/4-22	.316/.182	7-11/7-12	.636/.583	41/36	+5	17/12	18/24	6/0	16/7	15/12
GEORGIA STATE	37/25	47/40	84-65	+19	31-70/25-74	.443/.338	5-19/3-14	.263/.214	17-25/12-14	.680/.857	45/49	(4)	20/9	23/28	3/3	17/8	16/22
Florida State	29/49	38/49	67-98	(31)	26-73/39-71	.356/.549	2-18/5-7	.111/.714	13-21/15-20	.619/.750	36/46	(10)	13/22	21/21	6/3	8/12	20/18
NORTH FLORIDA	50/18	24/26	74-44	+30	27-64/15-52	.422/.288	11-34/5-23	.324/.217	9-15/9-13	.600/.692	48/30	+18	20/7	17/21	2/2	9/11	14/17
NC State	29/30	37/34	66-64	+2	27-59/25-64	.458/.391	4-19/3-13	.211/.231	8-16/11-17	.500/.647	38/41	(3)	10/10	19/19	7/0	11/12	17/17
Northern Iowa	36/23	44/40	80-63	+17	33-64/21-55	.516/.382	4-12/7-22	.333/.318	10-14/14-19	.714/.737	38/30	+8	15/9	15/16	3/0	8/3	18/16
Arizona State	22/35	36/39	58-74	(16)	19-62/32-55	.306/.582	1-9/3-9	.111/.333	19-26/7-8	.731/.875	38/31	+7	6/18	17/21	2/1	10/12	9/21
Michigan	32/27	21/32	53-59	(6)	20-66/21-49	.303/.429	4-23/8-21	.174/.381	9-12/9-16	.750/.563	40/38	+2	7/14	12/17	3/1	9/5	17/14
TROY	44/36	43/26	87-62	+25	31-59/21-71	.525/.296	7-11/9-34	.636/.265	18-27/11-14	.667/.786	46/38	+8	16/10	23/22	8/0	10/13	17/22
PACIFIC	43/29	46/53	89-82	+7	30-56/31-71	.536/.437	3-7/8-22	.429/.364	26-43/12-20	.605/.600	42/39	+3	13/11	21/19	0/3	12/12	17/33
La Salle	35/16	39/34	74-50	+24	30-62/17-59	.484/.288	7-16/5-20	.438/.250	7-10/11-14	.700/.786	41/36	+5	23/12	17/18	5/7	12/11	14/10
SAVANNAH ST	37/13	51/25	88-38	+50	35-74/15-52	.473/.288	10-25/4-16	.400/.250	8-13/4-9	.615/.444	49/29	+20	19/6	9/21	3/1	14/8	7/14
CENTRAL MICHIGAN	36/25	45/50	81-75	+6	31-56/27-67	.554/.403	6-15/7-23	.400/.304	13-19/14-23	.684/.609	39/32	+7	17/10	29/24	3/2	12/18	21/18
HOLY CROSS	37/27	44/23	81-50	+31	31-69/16-45	.449/.356	5-17/6-14	.294/.429	14-21/12-14	.667/.857	41/31	+10	12/9	10/26	4/0	12/6	11/20
KENTUCKY	35/39	34/37	69-76	(7)	21-57/27-62	.368/.435	2-10/9-23	.200/.391	25-30/13-20	.833/.650	40/36	+4	6/13	19/16	1/6	8/4	22/21
LSU	36/44	41/28	77-72	+5	26-56/27-63	.464/.429	5-12/5-17	.417/.294	20-24/13-17	.833/.765	39/32	+7	18/12	17/15	3/2	9/9	17/25
Mississippi State	30/25	31/30	61-55	+6	17-44/22-65	.386/.338	2-7/5-12	.286/.417	25-39/6-7	.641/.857	47/30	+17	7/13	19/10	9/2	4/5	15/29
TENNESSEE	34/37	36/33	75-78	(3)	32-74/28-71	.432/.394	5-15/6-18	.333/.333	6-13/16-22	.462/.727	48/41	+7	13/11	15/14	0/2	7/6	15/15
SOUTH CAROLINA	17/24	27/28	44-52	(8)	17-57/15-64	.298/.234	2-13/5-17	.154/.294	8-15/17-33	.533/.515	41/59	(18)	6/6	9/10	6/4	5/4	21/15
OLE MISS	39/50	42/38	81-88	(7)	30-78/29-65	.385/.446	3-14/11-16	.214/.688	18-27/19-30	.667/.633	44/48	(4)	8/19	16/18	10/4	11/9	21/21
Georgia	20/39	32/30	52-69	(17)	22-64/25-58	.344/.431	3-16/4-15	.188/.267	5-14/15-21	.357/.714	40/44	(4)	11/18	17/16	8/2	10/7	16/17
Mizzou	34/32	30/37	64-69	(5)	23-61/22-54	.377/.407	5-15/7-19	.333/.368	13-24/18-24	.542/.750	39/39	-	11/14	12/14	6/0	8/7	20/20
ALABAMA	43/23	44/31	87-54	+33	35-60/19-74	.583/.257	6-12/3-23	.500/.130	11-16/13-19	.688/.684	51/33	+18	22/6	20/12	6/3	5/9	17/18
Auburn	26/26	39/31	65-57	+8	21-63/19-57	.333/.333	5-18/4-11	.278/.364	18-24/15-18	.750/.833	48/35	+13	13/12	15/18	3/7	8/8	16/22
Texas A&M	27/34	44/44	71-78	(7)	29-63/27-58	.460/.466	8-12/2-9	.667/.222	5-7/22-26	.714/.846	27/39	(12)	16/15	12/13	2/3	3/4	21/9
GEORGIA	28/30	29/32	57-62	(5)	23-59/22-60	.390/.367	1-5/5-12	.200/.417	10-14/13-23	.714/.565	40/44	(4)	5/7	18/17	2/2	8/10	19/17
VANDERBILT	15/26	42/42	57-68	(11)	24-60/24-45	.400/.533	3-7/4-9	.429/.444	6-10/16-22	.600/.727	29/32	(3)	10/10	16/21	1/4	11/5	20/15
Alabama	32/31	35/30	67-61	+6	28-65/24-69	.431/.348	7-20/5-25	.350/.200	4-5/8-14	.800/.571	48/37	+11	16/17	21/12	2/5	7/11	11/12
ARKANSAS	33/24	36/34	69-58	+11	29-58/18-58	.500/.310	4-9/5-14	.444/.357	7-12/17-24	.583/.708	36/40	(4)	13/7	16/16	6/4	5/8	19/14
South Carolina	25/25	31/42	56-67	(11)	21-49/22-53	.429/.415	3-10/2-9	.300/.222	11-15/21-35	.733/.600	33/38	(5)	12/13	23/14	6/1	4/10	26/14
Arkansas	30/33	34/26	64-59	+5	20-54/26-54	.370/.481	6-15/4-10	.400/.400	18-22/3-6	.818/.500	37/24	+13	7/13	21/22	2/1	8/6	16/16
Tennessee	36/47	37/35	73-82	(9)	30-73/27-56	.411/.482	7-18/5-13	.389/.385	6-7/23-28	.857/.821	34/37	(3)	15/10	10/13	2/3	4/6	21/13
FIU	36/38	39/30	75-68	+7	27-58/22-61	.466/.361	4-11/1-12	.364/.083	17-27/23-26	.630/.885	41/36	+5	13/13	13/14	4/3	7/8	18/19
Winthrop	44/28	41/25	85-53	+32	32-62/22-66	.516/.333	9-18/4-23	.500/.174	12-18/5-8	.667/.625	44/36	+8	16/10	15/16	7/2	8/9	11/13
Charlotte	34/28	33/37	67-65	+2	31-64/28-62	.484/.452	3-12/4-13	.250/.308	2-5/5-11	.400/.455	35/37	(2)	13/14	19/19	4/1	10/5	11/12
James Madison	41/38	44/42	85-80	+5	31-69/28-66	.449/.424	9-19/9-23	.474/.391	14-22/15-23	.636/.652	44/40	+4	12/15	14/14	0/7	7/8	19/16
Drexel	28/34	29/33	57-67	(10)	26-58/24-49	.448/.490	4-20/8-18	.200/.444	1-2/11-13	.500/.846	26/33	(7)	11/16	15/18	2/0	12/6	16/9

Note: Game totals are displayed in the format TEAM/OPPONENT for each category

2012-13 FINAL STATISTICS

2012-13 FLORIDA POINTS-REBOUNDS-ASSISTS

Opponent	Date	Score	WL	03 MILLER	04 NEEDLES	05 COOPER	10 BONDS	22 LEWIS	25 MERCER	31 SVETE	32 GEORGE	34 MCINTYRE	40 MOSS
FAIRFIELD	11/09/12	71-49	W	3-2-0	7-1-1	9-1-2	8-4-2	12-7-3	8-5-0	3-4-0	DNP	12-3-0	9-10-9
GEORGIA STATE	11/11/12	84-65	W	2-2-1	4-4-2	3-1-4	17-5-4	11-12-3	8-5-2	8-3-0	19-8-1	2-0-1	10-3-2
at Florida State	11/15/12	67-98	L	0-1-0	3-2-1	2-0-1	13-1-6	10-7-2	6-3-0	2-0-0	20-9-0	4-4-0	7-3-3
NORTH FLORIDA	11/19/12	74-44	W	2-3-2	27-0-2	DNP	8-2-4	8-6-2	8-6-1	3-4-0	6-7-1	4-5-1	8-7-7
vs NC State	11/23/12	66-64	W	5-2-1	9-1-2	DNP	6-6-2	3-1-0	6-3-0	5-0-0	13-7-2	4-7-1	15-10-2
vs Northern Iowa	11/24/12	80-63	W	12-5-1	14-5-1	DNP	10-2-5	11-8-0	6-4-0	3-1-0	12-5-1	4-1-0	8-6-7
vs Arizona State	11/25/12	58-74	L	0-0-0	8-1-0	DNP	11-6-3	0-5-1	9-3-0	4-2-0	11-9-0	6-5-0	9-5-2
at Michigan	12/01/12	53-59	L	0-0-1	2-3-2	DNP	6-6-2	7-6-0	2-4-1	6-0-0	15-9-0	4-3-0	11-5-1
TROY	12/04/12	87-62	W	3-2-2	18-2-3	DNP	3-4-2	2-3-1	5-5-1	14-3-2	14-12-0	10-10-0	18-4-5
PACIFIC	12/07/12	89-82	W	2-1-1	9-1-2	DNP	20-5-3	15-6-0	9-4-1	0-2-0	17-12-2	2-1-1	15-8-3
at La Salle	12/16/12	74-50	W	6-2-2	12-1-4	DNP	13-3-5	9-4-1	0-0-1	7-3-0	19-11-2	6-6-2	2-7-6
SAVANNAH ST.	12/20/12	88-38	W	15-2-1	4-3-3	DNP	0-1-5	2-3-0	14-3-0	15-3-0	14-11-3	7-10-1	17-8-6
CENTRAL MICHIGAN	12/21/12	81-75	W	7-2-1	7-3-2	DNP	15-5-8	18-10-0	0-2-1	7-1-1	9-8-2	2-3-0	16-3-2
HOLY CROSS	12/28/12	81-50	W	8-2-0	6-0-2	DNP	10-2-3	4-3-1	5-3-2	6-3-0	21-10-1	4-3-0	17-8-3
at KENTUCKY	01/03/13	69-76	L	17-2-0	0-0-0	DNP	21-4-3	8-6-0	3-2-1	0-2-0	14-11-0	6-3-1	0-4-1
LSU	01/06/13	77-72	W	4-3-2	5-1-3	DNP	19-3-5	10-6-0	5-2-0	6-2-0	15-11-3	4-3-1	9-3-4
at Mississippi State	01/10/13	61-55	W	2-2-1	5-1-1	DNP	17-6-2	12-9-0	5-4-0	0-0-0	0-3-1	10-8-0	10-9-2
TENNESSEE	01/13/13	75-78	OT-L	11-2-1	11-0-1	DNP	18-4-3	5-11-2	7-5-1	0-1-0	8-2-2	8-6-1	7-9-2
SOUTH CAROLINA	01/20/13	44-52	L	5-5-3	0-2-0	DNP	16-4-0	4-8-0	6-5-1	3-0-1	DNP	4-6-0	6-8-1
OLE MISS	01/24/13	81-88	L	14-2-2	6-5-1	DNP	16-6-0	23-7-0	0-2-1	0-2-0	6-5-1	4-4-1	12-7-2
at Georgia	01/27/13	52-69	L	8-3-0	5-1-4	DNP	6-5-2	8-10-0	5-7-0	2-4-2	8-3-0	2-3-1	8-3-2
at Mizzou	01/31/13	64-69	L	5-7-1	5-2-2	DNP	7-4-6	2-2-0	7-4-0	9-1-0	13-6-0	12-4-0	4-4-2
ALABAMA	02/03/13	87-54	W	2-4-0	3-0-8	DNP	16-1-2	6-8-2	18-11-0	12-4-0	4-8-7	12-5-0	14-7-3
at Auburn	02/10/13	65-57	W	6-1-0	0-1-1	DNP	11-5-4	4-3-1	12-9-0	11-3-1	11-7-0	1-3-0	9-11-6
at Texas A&M	02/14/13	71-78	L	11-0-1	6-1-0	DNP	17-5-8	0-0-0	7-1-1	15-2-0	6-8-0	0-2-0	9-4-6
GEORGIA	02/17/13	57-62	L	1-1-0	3-0-0	DNP	14-3-1	4-8-0	12-8-0	0-2-0	17-7-1	0-0-0	6-5-3
VANDERBILT	02/21/13	57-68	L	3-1-0	8-0-0	DNP	8-0-2	4-1-0	4-1-0	0-0-0	13-11-4	2-0-0	15-10-4
at Alabama	02/24/13	67-61	W	3-1-0	6-0-3	DNP	15-6-4	14-11-0	6-5-0	11-1-0	6-8-0	2-2-0	4-6-9
ARKANSAS	02/28/13	69-58	W	5-0-1	3-1-0	DNP	18-1-3	11-8-0	0-1-0	5-2-0	13-11-3	0-0-0	14-7-6
at South Carolina	03/03/13	56-67	L	5-2-1	3-2-1	DNP	12-1-3	7-3-1	3-4-2	0-3-0	10-7-1	DNP	16-10-3
vs Arkansas	03/07/13	64-59	W	14-4-0	8-2-1	DNP	17-5-1	4-2-0	2-5-0	0-1-0	6-6-2	DNP	13-6-3
vs Tennessee	03/08/13	73-82	L	4-3-0	12-2-2	DNP	18-5-3	0-0-0	8-4-0	3-1-0	6-7-4	DNP	22-7-6
at FIU	03/21/13	75-68	W	5-2-1	7-2-2	DNP	19-7-5	4-8-2	5-5-0	3-1-0	4-6-1	DNP	28-6-2
at Winthrop	03/25/13	85-53	W	16-3-0	0-2-4	DNP	12-3-4	15-5-1	15-3-1	9-4-0	5-8-2	DNP	13-11-4
at Charlotte	03/27/13	67-65	W	6-1-0	3-2-1	DNP	15-3-4	8-3-0	8-5-2	3-2-0	14-4-1	DNP	10-9-5
at James Madison	03/30/13	85-80	W	5-4-0	8-3-0	DNP	20-4-5	3-3-1	11-6-1	6-3-0	5-4-1	DNP	27-9-4
at Drexel	04/03/13	57-67	L	3-1-0	6-3-2	DNP	14-1-1	0-1-0	4-6-2	0-0-0	10-3-1	DNP	20-10-5

BOLDFACE indicates game starter

2012-13 SPECIALTY STATISTICS

Opponent	Points Off T/O	2nd Chance Points	Points In Paint	Fast Break Point	Bench Points	Ties	Lead Changes	WL	Score	Leads Overcome
Fairfield	31	11	38	14	27	2	3	W	71-49	trailed by 6 1st-13:59
Georgia State	40	13	46	22	19	0	0	W	84-65	
Florida State	18	20	38	6	15	1	1	L	67-98	lost 9 1st-10:19
North Florida	23	13	22	10	41	0	1	W	74-44	trailed by 3 1st-16:12
NC State	21	13	32	14	24	4	7	W	66-64	trailed by 5 2nd-05:58
Northern Iowa	13	12	30	10	36	1	2	W	80-63	trailed by 2 1st-19:29
Arizona State	16	12	24	2	23	0	0	L	58-74	
Michigan	20	17	24	6	17	6	3	L	53-59	lost 8 2nd-19:53
Troy	26	9	40	12	45	1	1	W	87-62	trailed by 3 1st-19:26
Pacific	19	13	42	16	34	1	2	W	89-82	trailed by 2 1st-18:54
La Salle	18	12	40	10	33	0	0	W	74-50	
Savannah St.	20	21	44	21	53	0	0	W	88-38	
Central Michigan	19	8	32	13	25	2	1	W	81-75	trailed by 2 1st-18:34
Holy Cross	33	18	42	13	34	1	1	W	81-50	trailed by 2 1st-15:27
KENTUCKY	12	13	30	2	26	0	1	L	69-76	lost 1 1st-01:37
LSU	17	18	32	12	22	2	2	W	77-72	trailed by 9 2nd-11:46
Mississippi State	7	14	26	4	17	0	1	W	61-55	trailed by 1 2nd-04:30
Tennessee	14	12	28	8	33	3	3	L	75-78	lost 5 1st-17:35
South Carolina	6	3	24	6	15	3	0	L	44-52	
Ole Miss	27	24	40	14	10	2	1	L	81-88	lost 3 1st-19:22
Georgia	14	14	28	6	17	2	0	L	52-69	
Mizzou	16	11	22	2	33	3	1	L	64-69	lost 7 2nd-12:30
Alabama	17	12	44	15	23	0	1	W	87-54	trailed by 1 1st-19:38
Auburn	17	25	30	6	11	2	3	W	65-57	trailed by 9 1st-13:24
Texas A&M	10	2	30	8	17	0	0	L	71-78	
Georgia	11	10	34	6	8	3	3	L	57-62	lost 12 1st-08:18
Vanderbilt	19	10	36	8	17	3	3	L	57-68	lost 2 1st-14:29
Alabama	9	15	28	8	25	2	2	W	67-61	trailed by 13 2nd-11:16
Arkansas	8	20	34	6	19	0	1	W	69-58	trailed by 1 1st-18:21
South Carolina	12	11	30	10	15	2	2	L	56-67	lost 4 1st-02:49
Arkansas	9	12	22	2	26	4	6	W	64-59	trailed by 11 2nd-17:03
Tennessee	12	11	42	8	16	0	0	L	73-82	lost 2 1st-19:11
FIU	9	6	34	10	16	4	1	W	75-68	trailed by 11 1st-15:54
Winthrop	26	15	38	12	31	1	3	W	85-53	trailed by 4 1st-14:13
Charlotte	17	17	44	14	17	2	5	W	67-65	trailed by 5 1st-04:48
James Madison	14	7	34	14	16	6	8	W	85-80	trailed by 4 1st-15:09
Drexel	14	4	40	8	9	1	1	L	57-67	lost 2 1st-19:02
Totals	634	478	1244	358	865	64	70			
Average/Game	17.1	12.9	33.6	9.7	23.4	1.7	1.9			
Opponent	592	453	1019	209	571	70	68			
Average/Game	16.0	12.2	27.5	5.6	15.4	1.9	1.8			



HISTORY

FLORIDA WOMEN'S BASKETBALL

HISTORY OF FLORIDA WOMEN'S BASKETBALL



Sue Chambers was the first woman to receive a basketball scholarship at UF.

Winter 1972 – Dr. Ruth Alexander, Donna Deutsch, Mimi Ryan and Linda Hall Thornton, with the assistance of Dr. Clifford Boyd, write the official proposal suggesting guidelines for an intercollegiate athletics program at the University of Florida.

March 1972 – The University of Florida's Faculty Committee on Intercollegiate Athletics unanimously approves the proposal with the effective date to be the 1972-73 school year.

1973-74 school year – The inaugural UF women's basketball squad is a club team and posts an 11-8 record under coach Darlene Wyrnak, who is a graduate assistant at the school. Members of that team include Valerie Bazarte, Susie Brownlee, Sue Chambers, Emma Gracey, Vicky Lavinsky, Cassie Macias, Kathy Wagner and Monte Wynn.

July 1974 – Dr. Paula Welch is hired as the Lady Gators first official coach and teaches in the Women's Physical Education Department.

Jan. 13, 1975 – Florida makes its varsity debut in Alligator Alley, but Valdosta State spoils the team's opener, defeating UF 57-47 despite 17 points from Sue Chambers.

Jan. 18, 1975 – Emma Gracey's 14 points leads the Lady Gators to their first-ever win, a 51-47 victory over Rollins College and sparks a seven-game winning streak.

July 21, 1975 – Guidelines for the Education Act of 1972, Title IX, is signed into law by U.S. President Gerald R. Ford.

Feb. 29, 1976 – The Lady Gators steal front page sports headlines in The Gainesville Sun, which reviews the squad's three-game sweep, capped by a 53-39 victory over Florida State, that gave UF its first state championship ever in women's team competition.

March 1976 – The team boards the UF University Athletic Association aircraft, "The Blue Goose," and travels to their first-ever Association of Intercollegiate Athletics for Women (AIAW) regional tournament held in Cleveland, Miss.

March 11, 1976 – UF downs Alabama 64-56 in the first round of the AIAW Regional III Tournament, but suffered their worst loss in program history later that same day, losing 132-49 to No.

4-ranked Mississippi College to end the season with a 16-8 record.

March 1976 – The College of Physical Education, Health and Recreation reorganize and eliminate dual teaching and coaching positions. Welch, who had planned to continue both, resigns as coach so she can devote more time to teaching and researching sport history.

1976-77 season – Cathy Davis, the trainer during the previous season, is hired to double up her responsibilities as trainer and coach, while completing her master's degree.

Nov. 13, 1976 – Freshman Quientella Bonner becomes the first six-footer to play for UF. She goes on to grab a UF-record 1,321 rebounds during her four-year career, a mark that still stands.

Jan. 8, 1977 – UF logs its first-ever victory over a Georgia team, when Bonner tallied 28 points with 31 rebounds in a 79-67 win against Georgia Southern. Bonner's 31-rebound effort still remains the Lady Gators' and the SEC's all-time single-game record.

Feb. 26, 1977 – UF captures its second straight FAIAW Tournament with a 72-60 win over FSU.

1977-78 season – The team finishes third at the FAIAW tournament and goes 2-1 in the AIAW Regional, but suffers the first losing season in program history with a 12-14 record.



Robin Pokoj, '85

"One of the funniest moments I can remember was when (coach) Mickie DeMoss was giving us a pep talk at half time in the lockerroom and stomping her foot on the floor. Her heel came off and flew across the lockerroom but she didn't want to crack a smile and spoil the moment so she hobbled over to the chalk board and continued to draw plays."

March 8, 1979 – The Lady Gators advance to the AIAW Region III Tournament as a result of their runner-up state finish, but lose to Mississippi 101-78 to end the season. Future Lady Gator coach Carol Ross scores six points and grabs a team-high nine rebounds in helping her Lady Rebels to victory.

April 1979 – Davis decides not to pursue the Lady Gators' coaching position, which is expanded into a full-time job. UF is 38-40 during her three-year tenure.

1979-80 season – Mickie DeMoss becomes the first full-time coach for women's basketball at UF. Barbara Holzworth joins DeMoss on the sideline as the program's first full-time assistant coach.

Feb. 7, 1980 – The Lady Gators avenge an early season loss to Mississippi State and defeat

the Lady Bulldogs 68-62 in the first round of the inaugural Southeastern Conference Women's Basketball Tournament, played in Knoxville, Tenn. UF loses to the eventual-champion Lady Vols the next day. Future Lady Gator coach Carol Ross is named to the All-Tournament team after leading Ole Miss to second place.

Feb. 21-24, 1980 – UF defeats FSU twice, including an 84-71 victory in the title game of the FAIAW Tournament, as the Lady Gators take their third state crown. Barbara Chennault tallied 23 points, while Cheryl Fisher added 20 in the final game.

WINNERS!

Lady Gators Tops

Coach Paula Welch
"This is just great. We've got a group of happy people up here and without a doubt, this is the greatest win of my career." – coach Paula Welch told the Gainesville Sun on Feb. 29, 1976, after the Lady Gators captured UF's first-ever team state championship

March 6, 1980 – The Lady Gators drop an 89-58 decision to Georgia Southern in the first round of the AIAW Region III Tournament.

January 1981 – Quientella Bonner and Cheryl Fisher become the first Lady Gator to surpass the 1,000-point plateau.

1981-82 season – Tammy Jackson, Terry Whitehead, Keturah Bell, Hollis Hindes and Pam Stone are the lone Lady Gators boasting interscholastic basketball experience on the 14-member squad, which posts a 13-16 record. Jackson is named All-SEC and earns freshman All-America second team honors. The team opts to compete in the FAIAW Tournament instead of the super competitive SEC Tournament in hopes of qualifying for the national tournament, but loses to Florida A&M in the first round.

March 1982 – The first-ever NCAA Championship Tournament is held for women's basketball. It includes 32 teams.

1982-83 season – Six of the SEC's 10 teams are ranked 19th or better in the Associated Press national poll.



Then-Athletics Director Bill Carr (far left) and coach Mickie DeMoss (far right) presented commemorative balls to the program's first 1,000 point scorers: Cheryl Fisher and Quientella Bonner.

March 16, 1983 – Mickie DeMoss resigns as head coach of the Lady Gator program. She joins the staff of the nationally ranked Auburn team, where she works with future UF coach Carol Ross, who is an assistant with the Lady Tigers. Two years later, DeMoss accepts a position as the top assistant of the Tennessee women's team, before becoming the head coach at Kentucky beginning in the 2003-04 season thru 2006-07.

April 6, 1983 – Debbie Yow becomes UF's fourth head coach. Within her first month on the job, she signs two of the nation's most highly-recruited junior-college prospects: Margaret Peters and Michelle Sanchez.

1983-84 season – The Lady Gators win their first nine games of the year, en route to a 19-9 record, the team's first winning season in six years. No fewer than six of the 10 SEC teams are ranked in the same week.

Dec. 22, 1983 – UF defeats No. 20 Kentucky 68-66, the program's first victory over a nationally-ranked opponent, thanks to 17 points and 10 rebounds from Margaret Peters.

Dec. 26, 1983 – The Lady Gators earn the No. 19 position the Associated Press (AP) poll, their first-ever recognition in the national rankings.

Jan. 10, 1985 – Tammy Jackson scores 16 points leading UF to an 84-57 win over Radford, presenting Coach Yow the 150th victory of her career.

Feb. 18, 1985 – Tammy Jackson scores 18 points in a losing effort against Miami, but becomes UF's all-time leading scorer.

March 21, 1985 – The team downs Montana 70-49 in the first round of the National Women's Invitational Tournament (NWIT), before posting an 87-80 victory over Drake the following day.

March 23, 1985 – UF plays LSU in the finals of the NWIT and drops a 74-54 decision, but the team concludes the year with a 22-9 record – the first 20-win season in program history.

March – April 1985 – Debbie Yow steps down as head coach to pursue administrative work and becomes active in Lady Gator fund raising. She is currently the athletics director at the University of Maryland.

Summer 1985 – Carol Higginbottom is named the fifth head coach of the Lady Gator program. Joining her staff includes Jim Davis and Jody Runge.

HISTORY OF FLORIDA WOMEN'S BASKETBALL

1985-86 season – Three starters are lost for the season due to injury and the team struggles to a 10-18 record. Seven SEC schools earn bids into the NCAA Tournament.

1986-87 season – Lea Henry joins the staff as an assistant coach, while Hollis Hindes serves as a graduate assistant.

Feb. 3, 1988 – The first live televised Lady Gator basketball game airs UF falling to Alabama, 75-53.

March 1, 1989 – Casandra Washington leads UF with 25 points, while Sophia Witherspoon and Rhvonja Smith tally 18 points in the Lady Gators' 67-64 victory in the SEC Tournament, the team's first postseason win since 1980. The victory also solidifies the squad's first winning season under Coach Higginbottom, a 15-14 ledger.

Summer 1989 – Rhvonja Smith and Sophia Witherspoon become the first Lady Gators to compete in the U.S. Olympic Festival, and earn a bronze medal for their team.

Feb. 6, 1990 – Camille Ratledge dishes 10 assists in the 66-52 win at South Florida and secures her title as the SEC all-time career assists leader, a place she still holds. She ranks second in the nation for assists and holds all UF assist records.

Feb. 14, 1990 – Carol Higginbottom-Whitmire resigns with four regular season games remaining in the season. Lea Henry takes over as interim coach and guides the team to a 3-3 record after reaching the second round of the SEC Tournament. Henry is now the head coach at Georgia State.

March 1990 – Casandra Washington is presented the Tracy Caulkins Award for athletic and academic excellence.

April 17, 1990 – Carol Ross becomes the Lady Gators' sixth full-time head coach. Ross adds Mike Pauley and Joi Williams to her staff.

Dec. 13, 1990 – Co-captains Rhvonja Smith and Sophia Witherspoon both collect the 1,000th points of their careers during the 83-41 victory over Alabama-Huntsville.

Jan. 17, 1991 – Sophia Witherspoon scores 29 points and almost carries UF to a stunning upset of No. 2-ranked Tennessee, but the Lady Vols squeak out of the O'Connell Center with a 71-70 double-overtime victory, in one of the most memorable games in program history.

Feb. 28, 1991 – Sophia Witherspoon joins Tammy Jackson as the only other Lady Gator named first-team All-SEC.

March 1991 – Sophia Witherspoon completes her eligibility as UF's fifth all-time leading scorer and helps the Lady Gators to a 17-11 record.

1991-92 season – The squad ties a school record by winning four SEC games, en route to a 15-13 overall record. UF plays a pair of Final Four-bound teams and drops three six-point-or-less decisions to top-20 ranked teams. A record-five players earn SEC Academic Honor Roll honors. All of this is accomplished despite losing a pair of starters in the preseason to injuries.

Summer 1992 – Tammy Jackson becomes the first Lady Gator to play for the U.S. Olympic Team, which claims the bronze medal in Barcelona.

Mar. 14, 1993 – "Pack your bags Lady Gators of Florida..." The mandate that will be forever treasured in the minds of 12 UF players, coaches and staff. This was the magical moment when ESPN/NCAA Women's Basketball Championship Special host Tracy Warren gives them the best news they've heard in 18 years – they earned a bid to the 48-team NCAA Tournament.

Mar. 17, 1993 – The Lady Gators weren't just happy to be playing in their first NCAA Championship Tournament. They upset host Bowling Green in the first round, 69-67.



Hollis (Hindes) Wehmeier, '85

"One of the biggest wins I experienced was beating Kentucky by four points before Christmas in 1983 because we weren't 'supposed' to beat them on their home court."

1992-93 season – UF resets a school record with six SEC wins. The team's 19 wins are the third highest season total in school history. Merlakia "Lake" Jones earns first-team All-SEC honors.

Feb. 2, 1994 – DeLisha Milton records the first triple-double in Lady Gator history, when she tags Bethune-Cookman for 11 points, 11 rebounds and 10 steals in only 23 minutes of action.

Feb. 20, 1994 – UF tops South Carolina 80-68 to conclude its home season with a perfect 14-0 record, the program's first undefeated home slate.

Feb. 21, 1994 – The Lady Gators appear in the USA Today/Coaches poll for the first time, cracking the list at No. 25.

March 3, 1994 – Carol Ross is voted the SEC Coach of the Year for guiding the Lady Gators to a program-best third-place finish in the league standings after posting an 8-3 league record. "Lake" Jones earns first team All-SEC accolades for the second straight year.

March 4, 1994 – "Lake" Jones scores 19 points in UF's 72-67 victory over Auburn that lifts the Lady Gators to the semifinals of the SEC Tournament for the first time in school history. UF loses to Vanderbilt the next day without the services of Jones, who was questionably ejected during the Auburn game. DeLisha Milton becomes the first Lady Gator ever named to the SEC All-Tournament team.



The '85 Lady Gator team reached the finals of the NWIT.

Janna Bragg, '89

"I will never forget the excitement in the lockerroom after winning the semifinal game of the NWIT that put us in the championship game."

March 16, 1994 – The Lady Gators earn the No. 4 seed in the NCAA West Region and can play host to their first round game, but are forced to travel to College Station, Texas, due to a Rod Stewart concert scheduled in the O'Connell Center. The team drops a disappointing 78-76 defeat to host Texas A&M.

March 1994 – UF ranks No. 20 in the final AP poll, the first time the Lady Gators end the season with a national ranking.

Jan. 23, 1995 – UF extends its home-winning streak to 20 games with a 98-54 triumph over West Virginia. The streak halts at 20 after a 76-69 loss to Tennessee.

Feb. 8, 1995 – The Lady Gators snap a three-game slide, upsetting No. 10 Georgia 59-46 in Athens, marking the program's first win against a top-10 opponent.

Feb. 21, 1995 – "Lake" Jones becomes the program's all-time leading scorer when she hits a four-foot jumper from the right side with 2:28 remaining to lift UF to an 81-62 win over Florida State.



Sharon (Jenkins) Carmouche, '86

"I remember when we traveled to Tennessee in January and it snowed when we got there. The heat wasn't working in the gym, so we went to the nearest store to buy thermal underwear, which we wore under our uniform jerseys."

March 2, 1995 – "Lake" Jones is named first-team All-SEC for the third time and earns third-team All-America honors from Basketball Times and honorable mention notice from Kodak and Associated Press.

March 16, 1995 – The Lady Gators gobble up Radford 89-49 in the first round of the NCAA Tournament, but fall to host Virginia 72-67 two days later. "Lake" Jones ends her career with 2,001 points – a UF record that still stands.

Dec. 16, 1995 – UF downs Kentucky 69-46 in the Milk Challenge played at the Orlando Arena and wins its ninth consecutive game to open the season, equaling the best start in program history with the 1984 & 1985 squads. Future Gator head coach Carolyn Peck is an assistant for the Wildcats.

March 1, 1996 – UF tallies its third straight 20-win season with a 65-48 win over South Carolina in the first round of the SEC Tournament.

March 2, 1996 – The Lady Gators upset No. 10 Vanderbilt 83-73 and advance to the SEC Tournament semifinals for the second time. UF falls to eventual champion Tennessee the following day.

March 11, 1996 – UF earns the No. 16 position in the final AP poll.

March 16, 1996 – Senior Crystal Parker becomes the first Lady Gator to be a member of four NCAA Tournament teams. Unfortunately, UF loses 68-61 to San Francisco in the first round.

Jan. 21, 1997 – UF logs its first-ever win over a top-9 ranked team, upsetting No. 8 Tennessee 71-62.

Feb. 10, 1997 – The Lady Gators crack the top-10 in the national polls for the first time in program history, grabbing the No. 10 spot in the Associated Press ranking.

Feb. 16, 1997 – A then-program-record 4,906 fans cheer on the Lady Gators during an important SEC battle, but watch Alabama down UF, 86-81.

Feb. 19, 1997 – The Lady Gators come up short of claiming their first-ever SEC regular season title, falling to fifth-ranked Georgia, 66-64. It marks the first time UF is in contention for the league crown, which is decided on the final two days of action.

Feb. 27, 1997 – DeLisha Milton is voted the school's first-ever SEC Player of the Year for basketball. Murriel Page earns first team All-SEC honors with Milton, marking the first time that a

HISTORY OF FLORIDA WOMEN'S BASKETBALL

pair of Lady Gators grace the first team.

March 2, 1997 – UF avenges its regular season loss to Alabama and reaches the SEC Tournament final for the first time in program history with an 83-72 win over the sixth-ranked Crimson Tide in the semifinals. The Lady Gators lose 52-47 to Auburn the following evening. DeLisha Milton and Murriel Page are named to the All-Tournament team.



Carol Ross guided the Gators into the postseason in each of her final 10 seasons at UF, including nine trips to the NCAA Championships.

March 9, 1997 – The Lady Gators surround themselves with friends and family in the Gator Room to watch the NCAA Selection Show and cheer as they are selected to host NCAA Championship basketball for the first time in program history.

March 16, 1997 – UF downs Southern California 92-78 thanks to Murriel Page's 35 points and 16 rebounds and advances to the Sweet 16 of the NCAA Championship for the first time.

March 22, 1997 – Murriel Page scores 19 points and grabs 13 rebounds sending the Lady Gators to the NCAA Elite Eight after a 71-57 blowout of No. 5-ranked Louisiana Tech. It is the highest ranked opponent the Lady Gators have ever defeated.

March 24, 1997 – UF just misses a trip to the Final Four, falling to top-seeded and No. 2-ranked Old Dominion 53-51 before an ESPN television audience.

March 1997 – The Lady Gators finish the season ranked No. 7 in the AP poll and No. 6 in USA Today, the highest final rankings in school history.

March 27, 1997 – DeLisha Milton is named UF's first-ever first team Kodak All-American.

April 2, 1997 – DeLisha Milton receives the prestigious Wade Trophy, presented to the most outstanding senior player in the country.

April 28, 1997 – In the inaugural WNBA draft, three Lady Gators – Tammy Jackson, Merlakia Jones & Sophia Witherspoon – are chosen, while Bridget Pettis is an Elite selection of the Phoenix franchise.

May 5, 1997 – DeLisha Milton is selected by the Portland Power as the second overall draft pick in the American Basketball League (ABL), tying the all-time highest selection of any UF athlete with Neal Walk, who was the second pick in the 1969 NBA draft.

Nov. 24, 1997 – UF is ranked a program-high No. 5 in both the AP and USA Today national polls.

Feb. 1, 1998 – UF's basketball teams combined for a little history, as both the men's & women's teams log victories over top-10 ranked opponents on the same date for the first time in school history. The Lady Gators upset No. 6 Vanderbilt 62-46 in Nashville, while the Gators shock No. 7 Kentucky 86-78 in Lexington.

Feb. 8, 1998 – Murriel Page's 19-point, 11-rebound effort in the 79-60 win over Mississippi is the 59th double-double of her career, breaking the Lady Gator's 17-year double-double record owned by Quientella Bonner. Page leads the country in the category with 27 during the season and finishes her career with 65 double-doubles.

March 16, 1998 – The Lady Gators log their record-16th home win of the season, an 89-57 triumph over Virginia Tech, which sends the team to the NCAA Sweet 16 for the second straight year.

March 26, 1998 – Murriel Page joins DeLisha Milton as only the second Lady Gator to earn first team Kodak All-America honors.

April 3, 1998 – Quientella Bonner becomes the second Lady Gator Basketball player to be inducted into the University of Florida's Athletic Hall of Fame, joining Tammy Jackson.

April 29, 1998 – The Washington Mystics make Murriel Page the third overall selection in the WNBA draft.

June 7, 1998 – DeLisha Milton helps the U.S. World Championship Team to the gold medal, scoring 13 points in the 71-65 win over Russia in the final game.

July 1998 – Carol Ross heads the U.S. Women's Select team, which logs a 7-1 record during its three-week tour through Puerto Rico, Poland and Spain.

Nov. 24, 1998 – Freshman Brandi McCain dishes a school-record 17 assists against Miami, breaking Camille Ratledge's record of 16.

Feb. 24, 1999 – Brandi McCain becomes the first Lady Gator freshman to earn First Team All-SEC honors.

March 7, 1999 – UF is one of only 11 schools selected to the NCAA Tournament for the seventh straight time.

May 4, 1999 – The Los Angeles Sparks make DeLisha Milton the fourth overall selection in the WNBA draft.

August 14, 1999 – DeLisha Milton is selected to the 2000 USA Women's Basketball Olympic Team and helps the squad win the gold medal. She is the second Lady Gator to play for the U.S. basketball team in the Olympic Games, with Tammy Jackson playing in 1992.

March 29, 2000 – The Lady Gators reach the finals of the WNIT for the second time in school history. UF drops a thrilling 75-74 decision to Wisconsin in front of 13,006 Badger fans.

February 22, 2001 – A record sell-out crowd of 12,222 fans cheer UF against Tennessee. It is the fifth-largest crowd ever to watch a basketball game in the O'Connell Center.

December 29, 2001 – Sophomore Vanessa Hayden becomes only the second Gator ever to record a triple-double, as she tallies 17 points, 12 rebounds and a school-record 10 blocks in the victory over Kent State.

March 16, 2002 – Vanessa Hayden logs two blocks in UF's NCAA First-Round loss to BYU, but ends the season as the nation's leading shot blocker with 126 in 29 games (4.3 pg), becoming the first-ever Gator to lead the country in a statistical category.

March 22, 2002 – Carol Ross stuns the college basketball community by announcing her resignation after 12 successful years as Florida's head coach. She steps down as the Gators' all-time winningest coach with a 247-121 record.

April 3, 2002 – Carolyn Peck is introduced as the eighth head coach in Florida women's basketball history. Peck makes the decision to drop the 'Lady' from the team's nickname and the women's basketball squad is now known as 'Gators.'

November 22, 2002 – New head coach Carolyn Peck's Gator debut is a resounding success with a 91-42 victory over Lamar in the O'Connell Center.

January 26, 2003 – The Gators begin their game at George Washington with five true freshmen in the starting lineup, the first time in program history an all-freshmen lineup has been used.

February 13, 2003 – Junior Vanessa Hayden breaks Quientella Bonner's career blocked-shot record of 230 set from 1976-81, when she swatted her fourth of five shots against Auburn. The record-setting swat came at the 14-minute

mark of the first half, when she blocked Mandisa Stevenson's attempt.

March 4, 2004 – Senior Vanessa Hayden is recognized as the SEC's first-ever Defensive Player of the Year, while sophomore Bernice Mosby is tabbed the inaugural SEC Sixth Woman of the Year.

March 20, 2004 – The Gators defeat New Mexico 68-56 in the first round of the NCAA Championship, posting their 19th win of the season and completing the greatest one-season turnaround in program history winning 10 more games than the previous year.

April 17, 2004 – Vanessa Hayden becomes the third Gator selected in the first round of the WNBA draft, where the Minnesota Lynx make the 6-4 center the seventh overall pick.

December 29, 2004 – The Gators top Boston University 66-59 to log the 250th home win in program history.

February 10, 2005 – Florida defeats Kentucky, 70-59, to record the 500th victory in program history.

February 16, 2006 – Senior Sarah Lowe converts two game-winning free throws with 3.2 seconds remaining in overtime to help the Gators upset No. 2-ranked LSU, 79-78, marking the program's first-ever victory over a top-4 ranked team.

February 26, 2006 – Senior Brittany Davis scores a career-high 29 points in the leading a balanced attack that produces a stunning 95-93 overtime victory over No. 5 Tennessee. The Gators become just the second unranked team ever to defeat the Lady Vols in Knoxville and the first in Thompson-Boling Arena. The game is played in front of 20,790 fans, the largest crowd ever to see the Gators play.

February 11, 2007 – Florida falls to Mississippi State, 79-74, and ties the program record with its 13th straight loss. The next day, Athletics Director Jeremy Foley announces that Head Coach Carolyn Peck will finish out the season but would not be retained for the 2007-08 season.



Delmanetta Barlow-Mackey, '93

"One of my fondest memories was when the team and coaches were all gathered at Coach Ross' house watching the selections for the NCAA Tournament and the announcer said, 'Pack your bags Lady Gators. You're going to Ohio!' – our first NCAA appearance in history! Many screams, hugs and tears followed the announcement."



The 1993 Lady Gators became the first UF team to earn a trip to the NCAA Championship.



FLORIDA SO

HISTORY OF FLORIDA WOMEN'S BASKETBALL



Tammy Jackson, a member of the 1992 U.S. Olympic team, carried the Olympic Torch through the streets of Gainesville during the summer of 1996.



Sue Chambers McKee, '77

"Some of my favorite things about Florida were playing pick-up games with the guys in Alligator Alley, my involvement with Campus Crusade for Christ and Leonardo's pizza!"

March 2, 2007 – One day after advancing to the quarterfinals of the SEC Tournament for the 14th time in program history - defeating Mississippi State, 69-63, and becoming only the fifth No. 11 seed in the 28-year history of the SEC Tournament to defeat the No. 6 seed, Florida's season ends with a loss to Vanderbilt. Peck ends her five-year run as Gator coach with a 72-76 record which included a 24-46 record in SEC games.

April 13, 2007 – Athletics Director Jeremy Foley announces the hiring of Amanda Butler, a former Gator letterwinner and assistant coach, as the ninth head coach of the women's basketball program.



DeLisha Milton (middle) is congratulated by coaches **Carol Ross** and **Joi Williams** after receiving the 1997 Wade Trophy, which recognized her as the top senior player in the nation. Milton also became the first Gator to earn first team Kodak All-America honors and the SEC Player of the Year award.

March 24, 2008 – The Gators defeat Florida Gulf Coast, 60-55, in the second round of the WNIT, marking the first time Florida has earned a postseason bid under a new head coach. The victory also was the team's 19th of the season, with the 10-win improvement from the previous year tying for the greatest turn-around in program history.




Merikia Jones became UF's all-time leading scorer on Feb. 21, 1995.

Special thanks to Dr. Ruth Alexander and Dr. Paula Welch for compiling their book, "Lady Gators... Simply the Best." The work, which documents the women's athletics program at the University of Florida from its beginnings through the 1990-91 school year, was used to complete the information listed on the previous pages.

Dec. 30, 2008 – Florida defeats Miami (Ohio) in the championship game of the State Farm Classic and in the process wins its 13th consecutive game to set a new program record. The Gators extend the streak and win 15 in a row before the run comes to an end.

March 22, 2009 – The Gators earn a 70-57 win over Temple in the first round of the NCAA Tournament – UF's 12th appearance in the "Big Dance" – and tie the program record with their 24th victory of the season, a win total also achieved by the 1995, 1997 and 2001 teams.

2009-10 – Florida receives an automatic berth into the WNIT, marking the program's 16th postseason appearance in the last 18 years. Amanda Butler becomes the first Gator coach to guide the team into the postseason in each of her first three seasons.



Amanda Butler, a former Gator letterwinner and assistant coach, was named the ninth head coach of the women's basketball program. Her introductory press conference is conducted inside the F Club letterwinner's room on April 17, 2007.

January 2, 2011 – The Gators upset #22 Arkansas, 64-53, and notch the 600th win in program history.

March 21, 2011 – Florida earns a thrilling 74-69 win at Florida Gulf Coast in front of a sellout crowd, halting the nation's third-longest home winning streak at 42 games and advancing to the WNIT Round of 16, as the Gators continue their run in program's fourth consecutive postseason appearance, as well as the 17th berth in the last 19 years.



Sarah Lowe hit the game-winning free throws with 3.2 seconds remaining in overtime to help the Gators upset No. 2 LSU, 79-78, on February 16, 2006.

HISTORY OF FLORIDA WOMEN'S BASKETBALL



Azania Stewart, who graduated in 2012 with the third-most blocked shots in UF history (205), competed in the 2012 Olympic Games for her native Great Britain.

February 2, 2012 – The Gators defeat LSU, 73-64, in Baton Rouge for the first time since Jan. 21, 1996. The win capped UF's two-game sweep of the Tigers, who the Gators topped 62-58 in Gainesville on Jan. 15 when Amanda Butler completed her run of collecting at least one win against each of the other 11 SEC schools.

March 18, 2012 – Florida earns a 70-65 victory against No. 16/18 Ohio State in the NCAA Tournament, as the Gators compete in the "Big Dance" for the 13th time in program history. Florida dropped a hard-fought second round game to No. 1-overall seeded and eventual national champion Baylor.

April 3, 2013 – Despite having just one senior and four returning letterwinners from the previous season, Florida squares off against Drexel in the semifinals of the postseason WNIT. It's the first time the Gators have played a game in the month of April and the second time in program history the team has reached the semifinals of a national postseason tournament. UF fell on the road to the eventual champion, but did compile a 20-win season for the 13th time in history (22-15).

Special thanks to Dr. Ruth Alexander and Dr. Paula Welch for compiling their book, "Lady Gators... Simply the Best." The work, which documents the women's athletics program at the University of Florida from its beginnings through the 1990-91 school year, was used to complete the information listed on the previous pages.



Jennifer George was voted a First Team All-SEC performer in 2012, when she led the Gators in scoring and rebounding and helped UF earn its 13th NCAA Tournament berth in program history.

MATT PENDELTON

FLORIDA'S ALL-TIME LETTERWINNERS

AAAAA

First Name	Last Name	Lettered	Hometown
Deana	Allen	2010-12	Houma, La.
Janet	Applefield	1974-75	Safety Harbor, Fla.

BBBBB

First Name	Last Name	Seasons	Hometown
Delmanetta	Barlow	1989-93	Jacksonville, Fla.
Lanita	Bartley	2010-12	Jacksonville, Fla.
Valerie	Bazarte	1974-75	Ocala, Fla.
Cathy	Bell	1978-82	Gainesville, Fla.
Keturah	Bell	1982-86	St. Petersburg, Fla.
Tombi	Bell	1997-01	Miami, Fla.
Kathy	Beniek	1976-80	Warren, Mich.
Talatha	Bingham	1995-99	Pearl, Miss.
Bonnie	Bohall	1973-76	Jacksonville, Fla.
Inez	Bolton	1990-94	McLain, Miss.
Jaterra	Bonds	2010-present	Gainesville, Fla.
Quiენტella	Bonner	1976-79, 80-81	Pensacola, Fla.
Lisa	Born	1986-88	Ringgold, Ga.
Depree	Bowden	2004-08	Palmetto, Fla.
Janina	Bragg	1984-88	Upland, Ind.
Peggy	Brookins	1974-78	Cocoa, Fla.
Sha	Brooks	2005-09	Jackson, Tenn.
Teresa	Brown	1988-92	Albany, Ga.
Suzi	Brownlee	1973-76	Greenville, S.C.
Tonika	Bruce	1995-96	Tallahassee, Fla.
LaToya	Bullard	2006-07	Memphis, Tenn.
Tiffany	Burns	1985-89	Port St. Joe, Fla.
Amanda	Butler	1990-94	Mt. Juliet, Tenn.
Sharlene	Byrd	1982-86	Florence, S.C.



Sue Chambers (1973-75) was the first woman to receive a basketball scholarship at UF.



Carolyn Jordan (1975-76) is one of only two Gators in the history of the UF's women's athletics program who has earned a varsity letter in three different sports (basketball, softball and track). The other is Ashley Harris (2004-07), who has earned letters in soccer, softball and track.



Crystal Parker (1992-96) was the first Gator to compete in the NCAA Tournament each of her four years.



Cassie Macias was captain of the inaugural women's basketball varsity team in 1974-75.

CCCCC

First Name	Last Name	Seasons	Hometown
Christal	Caldwell	2009-10	Charlotte, N.C.
Monique	Cardenas	1998-02	Keystone Heights, Fla.
Kellye	Cargile	1987-89	Jamestown, Tenn.
Nina	Carroll	1977-78	Severn, Md.
Jane	Cartwright	1974-75	Niceville, Fla.
Sue	Chambers	1973-77	Lenoir, N.C.
Barbara	Chennault	1976-77, 79-80	Tampa, Fla.
Freida	Chewning	1974-75	Gainesville, Fla.
Linda	Clark	1992-93	Frostproof, Fla.
Chandler	Cooper	2012-13	Clarksville, Tenn.
Courtney	Cooper	2001-03	Miami, Fla.
Brooke	Corrish	2005-06	Collegeville, Pa.
Ebonie	Crawford	2007-11	Decatur, Ga.

Kerry	Creameans	1990-94	Wheelersburg, Ohio
Kim	Critton	2005-09	Memphis, Tenn.
Candace	Cunningham	1997-00	Valparaiso, Fla.

DDDDD

First Name	Last Name	Seasons	Hometown
Delmae	Darling	1988-92	Jacksonville, Fla.
Brittany	Davis	2002-06	Gainesville, Fla.
Donna	Davis	1988-89	Jacksonville, Fla.
Jill	Davis	1977-81	Sparr, Fla.
Kim	Davis	1984-85	Memphis, Tenn.
Takilya	Davis	1991-95	Chattanooga, Tenn.
Lindsey	DeLoach	1998-02	Orlando, Fla.
Mary	Dixon	1979-80	Quincy, Fla.
Marsha	Dotson	2005-09	Columbus, Ohio
Dianne	Duffy	1977-81	Watertown, N.Y.
Kim	Dye	2003-07	Fayetteville, Tenn.

EEEE

First Name	Last Name	Seasons	Hometown
Julie	Eberwein	1987-88	Greenville, Ohio
Daila	Eshe	2002-06	Tallahassee, Fla.

FFFFF

First Name	Last Name	Seasons	Hometown
Cheryl	Fisher	1977-81	Indian Harbor Beach, Fla.
Mona	Fleming	1976-78	Gainesville, Fla.
Kelly	Freeman	1996-00	Brentwood, Tenn.
Maria	Freytes	1976-77	Miami, Fla.

GGGGG

First Name	Last Name	Seasons	Hometown
LaTasha	Garrison	1990-92	Jacksonville, Fla.
Jennifer	George	2009-13	Orlando, Fla.
Pam	Giblin	1975-78	Boca Raton, Fla.
Ann	Glasse	1988-90	Palm Bay, Fla.
Emma	Gracey	1973-77	Live Oak, Fla.
Joy	Green	1975-76	Gainesville, Fla.
Tishona	Gregory	2001-05	Romulus, Mich.

HHHHH

First Name	Last Name	Seasons	Hometown
Lovie	Hall	1986-87	Ketchikan, Alaska
Janelle	Hammeren	1985-86	Bismark, N.D.
Teri	Hartmann	1979-83	New Port Richey, Fla.
Vanessa	Hayden	2000-04	Orlando, Fla.
Lyn	Hazlett	1980-83	Marietta, Ga.
Aneika	Henry	2007-09	Coconut Grove, Fla.
Sherisha	Hills	2000-02	Tampa, Fla.
Hollis	Hindes	1981-85	Northbrook, Ill.
Tessah	Holt	2009-10	Fayette County, Ga.
Kim	Hoyt	1977-79, 81-82	District Heights, Md.
Mahogany	Hudson	1994-98	Gainesville, Ga.
Brenda	Hutchins	1978-79	Orlando, Fla.

IIIII

First Name	Last Name	Seasons	Hometown
Beth	Ingham	1979-80	Odessa, Fla.

JJJJJ

First Name	Last Name	Seasons	Hometown
Jessica	Jackson	2005-07	Collierville, Tenn.
Tammy	Jackson	1981-85	Gainesville, Fla.
Bea	Jacobs	1996-98	Palm Beach Gardens, Fla.
Kim	Jenkins	1991-92	Ft. Lauderdale, Fla.
Sharon	Jenkins	1982-86	Pensacola, Fla.
Carla	Johnson	1993-95	Cantonment, Fla.
Erica	Jones	1991-95	DeFuniak Springs, Fla.
Jordan	Jones	2009-12	Suwanee, Ga.
Mauri	Jones	1975-76	Gainesville, Fla.
Merlakia	Jones	1991-95	Montgomery, Ala.
Tailor	Jones	2008-09	Altamonte Springs, Fla.
Carolyn	Jordan	1975-76	Gainesville, Fla.

KKKKK

First Name	Last Name	Seasons	Hometown
Cindy	Kline	1976-77	Jacksonville, Fla.
Misty	Knight	1997-01	Savannah, Ga.

LLLLL

First Name	Last Name	Seasons	Hometown
Doreen	Landolfi	1977-79	Bristol, Pa.
Erika	Lang	1988-92	Jacksonville, Fla.
Kayla	Lewis	2010-11, pres.-	Decatur, Ga.
Danelle	Liles	1994-95	Manteca, Calif.



Peggy Brookins (1974-78) and Freida Chewning (1974-75) became the first Gator letterwinners to return to UF as assistant coaches, joining Head Coach Cathy Davis on the sidelines for the 1978-79 season.

Benita	Locklear	1976-80	Merritt Island, Fla.
Sarah	Lowe	2002-06	Wynnewood, Pa.
Trumae	Lucas	2008-10	Greensboro, N.C.
Valerie	Lucas	1974-75	Gainesville, Fla.

MMMMM

First Name	Last Name	Seasons	Hometown
Cassie	Macias	1974-75	Melbourne, Fla.
Ndidi	Madu	2008-12	Antioch, Tenn.
Caryn	Mandel	1979-82	Atlanta, Ga.
Mickey	Mastics	1978-82	Boca Raton, Fla.
Robin	Mathis	1986-88	Gainesville, Fla.
Elizabeth	Maxwell	1991-93	Livingston, Tenn.
Brandi	McCain	1998-02	Silsbee, Texas
LaTonya	McGhee	1989-93	Oxford, N.C.
Vicky	McIntyre	2012-13	Omaha, Neb.
Kathy	McKean	1977-79	Morristown, N.J.
Christin	Mercer	2012-present	Douglasville, Ga.
January	Miller	2012-present	Orlando, Fla.
Charmaine	Milton	1994-96	Riceboro, Ga.
DeLisha	Milton	1993-97	Riceboro, Ga.
Naomi	Mobley	1998-01	Jacksonville, Fla.
Jennifer	Montgomery	1989-91	Roswell, Ga.
Ash'lea	Moore	2000-04	Gainesville, Fla.
Tashia	Morehead	2003-05	Panama City, Fla.
Bernice	Mosby	2002-05	Brooksville, Fla.
Sydney	Moss	2012-13	Union, Ky.
Jennifer	Mossor	2006-10	Orlando, Fla.
Dawn	Motola	1986-87	Fort Knox, Ky.
Holly	Mueller	1983-87	Orlando, Fla.

NNNNN

First Name	Last Name	Seasons	Hometown
Carlie	Needles	2012-present	Highlands Ranch, Colo.
Teri	Noble	1983-87	Sapulpa, Okla.
Eugenia	Nottage	1975-77	Miami, Fla.

OOOOO

First Name	Last Name	Seasons	Hometown
Erin	O'Neil	1996-00	Manitoba, Canada
Rosie	Ostrowski	1977-78	Hayattsville, Md.

PPPPP

First Name	Last Name	Seasons	Hometown
Murriel	Page	1994-98	Louin, Miss.
Crystal	Parker	1992-96	Reidsville, N.C.
Jordan	Parker	2007-08	Florence, S.C.
Trish	Patterson	2001-03	Toronto, Canada
Deonne	Payton	1993-95	Albany, Ga.
Margaret	Peters	1983-85	Dallas, Texas
Bridget	Pettis	1991-93	East Chicago, Ind.
Briana	Phillips	2003-05, 06-07	Palmetto, Fla.
LaKendra	Phillips	2006-07	Memphis, Tenn.
Robin	Pokoj	1981-85	Sterling Heights, Mich.
Jill	Poorman	1978-79	Port Huron, Mich.

RRRRR

First Name	Last Name	Seasons	Hometown
Camille	Ratlidge	1986-90	Cleveland, Tenn.
Pam	Reutebuch	1977-78	Tavares, Fla.
Melody	Richardson	1980-81	Miami, Fla.
Jen	Robitaille	1996-97	Sabattus, Maine
Shona	Rucker	1999-00	Ft. Lauderdale, Fla.

SSSSS

First Name	Last Name	Seasons	Hometown
Michelle	Sanchez	1981-85	Belmont, Calif.
Danielle	Santos	2002-06	Marietta, Ga.

FLORIDA'S ALL-TIME LETTERWINNERS



Mahogany Hudson



Sarah Lowe

Mahogany Hudson (1994-98), Sarah Lowe (2002-06) and DeLisha Milton (1993-97) are the only Gators to be voted as team captain three times in their respective careers.



DeLisha Milton

Angie	Scott	1987-89	Jacksonville, Fla.
Roonie	Scovel	1980-84	Greenville, S.C.
Brittany	Shine	2010-12	Sacramento, Calif.
Keri	Simpson	2007-08	Charleston, Tenn.
Dana	Smith	1994-98	St. Cloud, Fla.
Rhonda	Smith	1985-86	Wooster, Ohio
Rhvonja	Smith	1987-91	Chattanooga, Tenn.
Sharielle	Smith	2006-10	Bradenton, Fla.
Steffi	Sorensen	2008-10	Jacksonville, Fla.
Chanda	Stebbins	1993-97	Muncie, Ind.
Maureen	Stern	1985-86	Morristown, N.J.
Kelly	Stevenson	2002-04	Ponte Vedra Beach, Fla.
Azania	Stewart	2008-12	Wood Green, England
Tamara	Stocks	1997-01	Pickerington, Ohio
Susan	Stoddard	1983-87	Louisville, Ky.
Pam	Stone	1978-82	Jacksonville, Fla.
Nicole	Sullivan	1994-95	Lakeland, Fla.
Lily	Svete	2010-present	Granger, Ind.

TTTT

First Name	Last Name	Seasons	Hometown
Tara	Taylor	2001-04	Huntsville, Ala.
Kathryn	Terry	1979-80	Gainesville, Fla.
Brittany	Thomas	2006-08	Montgomery, Ala.
Kelly	Thomas	1977-78	n/a
Lonnika	Thompson	2007-10	New Orleans, La.
Nikki	Tibbs	1999-00	Huntsville, Ala.
Tiffany	Travis	1996-00	Gulfport, Miss.
Jameelah	Trimble	1999-01	Opa-Locka, Fla.



Quientella (1976-79, 80-81) and Al Bonner (1974-78) are the only sister and brother tandem to suit up for their respective Gator basketball teams. Quientella also was the first six-footer in program history, standing 6-feet even.

WWW

First Name	Last Name	Seasons	Hometown
Karen	Vloedman	1986-87	Dallas, Pa.
Andrea	Vilaró Aragonés	2011-12	Barcelona, Spain

WWWWW

First Name	Last Name	Seasons	Hometown
Kathy	Wagner	1974-75	n/a
Cassandra	Washington	1986-90	Paxton, Fla.
Tonya	Washington	1997-00	Paxton, Fla.
Lisa	Webb	1983-87	Birmingham, Ala.
Maya	Whitehead	1992-94	Coral Springs, Fla.
Terry	Whitehead	1981-85	Maryville, Tenn.
Lisa	Wilcott	1978-82	Concord, Mass.
Candie	Wilkie	1987-92	Rockledge, Fla.
Tamia	Williams	2001-05	West Palm Beach, Fla.
Norma	Williamson	1979-81	Macon, Ga.
Sandra	Wilson	1980-83	Huntington, N.Y.
Sophia	Witherspoon	1988-91	Ft. Pierce, Fla.
Shannon	Woods	1988-89	Ocala, Fla.
Jackie	Wright	1995-97	Ray City, Ga.
Tori	Wright	1993-94	Brunswick, Ga.

YYYY

First Name	Last Name	Seasons	Hometown
Susan	Yenser	2008-10	Marietta, Ga.
Deandra	Young	2010-11	Titusville, Fla.

Gator Letterwinners Are From...

Alabama	5	Nebraska	1
Alaska	1	New Jersey	2
California	3	New York	2
Colorado	1	North Carolina	5
Florida	87	North Dakota	1
Georgia	19	Ohio	5
Illinois	1	Oklahoma	1
Indiana	4	Pennsylvania	4
Kentucky	3	South Carolina	3
Louisiana	2	Tennessee	17
Maine	1	Texas	2
Maryland	3	Canada	2
Massachusetts	1	Great Britain	1
Michigan	4	Spain	1
Mississippi	4		



DeLisha (left) and Charmaine (right) with their mother, Beverly J. Milton



Tonya and Cassandra Washington

There have been two sets of sisters - non-twins - who have been Gator basketball letterwinners: Charmaine (1994-96) and DeLisha (1993-97) Milton & Cassandra (1986-90) and Tonya (1997-00) Washington.



Monique Cardenas



Candace Cunningham



Bea Jacobs



Lindsey DeLoach

Monique Cardenas, Candace Cunningham, Lindsey DeLoach and Bea Jacobs are just four of the former letterwinners who have earned their law degree since graduating from UF.



Amanda Butler (1990-94) became the first Gator alum to become the head coach of an NCAA Division I basketball program, when she was named UNC Charlotte's coach on April 19, 2005. Two years later, Butler was announced as the Gators' head coach.



Quientella (1976-79, 80-81) and Al Bonner (1974-78) are the only sister and brother tandem to suit up for their respective Gator basketball teams. Quientella also was the first six-footer in program history, standing 6-feet even.

FLORIDA'S ALL-TIME NUMERICAL ROSTER

	LaTasha Garrison (1990-91)* Donna Davis (1988-90)* Ash'lea Moore (2000-02)*		Kim Hoyt (1977-79)* Jill Davis (1977-81) Mickey Mastics (1978-79)* Sophia Witherspoon (1988-91) Chanda Stebbins (1994-96)* Erin O'Neil (1996-00) Trish Patterson (2001-03) Azania Stewart (2008-12) Cassie Peoples (2013-present)		Rosie Ostrowski (1977-79) Mickey Mastics (1979-82)* Lisa Wilcott (1978-82) Karen Vloedman (1983-87) Delmae Darling (1988-92) Tori Wright (1993-94) Nicole Sullivan (1994-95)		Naomi Mobley (1998-01)
	Sherisha Hills (2000-02) Keri Simpson (2007-08) Christal Caldwell (2009-10) Ronni Williams (2013-present)		Doreen Landolfi (1977-80) Dianne Duffy (1979-81) Roonie Scovel (1980-84) Casandra Washington (1986-90) Kim Jenkins (1991-92) Charmaine Milton (1994-96) Ndidi Madu (2008-12)		Benita Locklear (1976-80) Terry Whitehead (1981-85) Kellye Cargile (1987-89) Elizabeth Maxwell (1990-91)* Linda Clark (1992-93) Danelle Liles (1994-95) Jessica Jackson (2005-07) Lily Svete (2010-present)		Rhvonja Smith (1987-91) Takilya Davis (1991-95) Tonya Washington (1997-00) Marsha Dotson (2005-09)
	Ash'lea Moore (2002-04)* Lonnika Thompson (2007-10)		Kathy Bell (1980-82) Keturah Bell (1982-86) Teresa Brown (1988-92) Mahogany Hudson (1994-98) Kim Critton (2005-09) Viktorija Dimaite (2012-present)		Norma Williamson (1979-83) Terri Noble (1983-87) Lisa Thomas (1987-88) Bridget Pettis (1991-93) Tonika Bruce (1995-96) Jameelah Trimble (1999-01) Brittany Davis (2002-06) Jennifer George (2009-13)		Bonnie Bohall (1973-76) Margaret Peters (1981-85) Erica Jones (1991-95) Tashia Morehead (2003-05)
	Carla Johnson (1993-95) Chanda Stebbins (1996-97)* Tishona Gregory (2001-05) Sha Brooks (2005-09) Lanita Bartley (2010-12) January Miller (2012-present)		Peggy Bookins (1974-78) Sharlene Byrd (1982-86) Donna Davis (1988-90)* Julie Eberwein (1986-90) LaTasha Garrison (1990-91)* Depree Bowden (2004-08) Susan Yenser (2008-10) Andrea Vilaró Aragonés (2011-12)		Hollis Hindes (1981-85) Maureen Stern (1985-86) Shannon Woods (1988-89) Delmanetta Barlow (1989-93) Deonne Payton (1993-95) Talatha Bingham (1995-99) Bernice Mosby (2002-05) LaKendra Phillips (2006-07) Jordan Jones (2009-12)		Sharon Jenkins (1982-86) LaTonya McGhee (1989-93) Briana Phillips (2003-07) Ebonie Crawford (2007-11)
	Jackie Wright (1995-97) Tamara Stocks (1997-01) Kim Dye (2003-07) Carlie Needles ((2012-present)		Eugena Nottage (1975-77) Cheryl Fisher (1977-81) Kim Hoyt (1979-82)* Susan Stoddard (1983-87) Kersti Geiger (1987-88) Erika Lang (1988-92) DeLisha Milton (1993-97) Misty Knight (1997-01) Danielle Santos (2002-06) Trumae Lucas (2008-10)		Robin Pokoj (1981-85) Robin Mathis (1984-88) Amanda Butler (1991-94)* Lindsey DeLoach (1999-02)* Dailia Eshe (2002-06) Tailor Jones (2008-09) Vicky McIntyre (2012-13)		Maya Whitehead (1992-94)
	Pam Giblin (1975-78) Camille Ratledge (1986-90) LaTasha Garrison (1991-92)* Tombi Bell (1997-01) Kelly Stevenson (2002-04) Chandler Cooper (2012-13) Antoinette Bannister (2013-present)		Shari Miller (1978-79) Lyn Hazlett (1980-84) Holly Mueller (1986-87)* Janelle Hammeren (1985-89) Candie Wilkie (1987-92) Crystal Parker (1992-96) Shona Rucker (1999-00) Jennifer Mossor (2006-10) Kayla Lewis (2010-11, 12-pres.)		Michelle Sanchez (1983-85) Kim Davis (1984-85) Rhonda Smith (1985-87)		Bea Jacobs (1996-98)
	Kathy Beniek (1976-80) Sandra Wilson (1980-84) Inez Bolton (1990-94) Murriel Page (1994-98) Nikki Tibbs (1999-00) Jordan Parker (2007-08) Steffi Sorensen (2008-10) Jaterra Bonds (2010-present)		Suzi Brownlee (1973-76) Barbara Chennault (1976-80) Jill Poorman (1978-79) Tammy Jackson (1981-85) Holly Mueller (1985-86)* Elizabeth Maxwell (1991-93)* Dana Smith (1994-96) Tamia Williams (2001-05) LaToya Bullard (2006-07) Brittany Shine (2010-12)		Lisa Born (1986-90) Jennifer Montgomery (1989-91) Sydney Moss (2012-13)		Vanessa Hayden (2000-04)
	Kathy McKean (1977-79) Mary Dixon (1979-83) Janna Bragg (1984-88) Ann Glasse (1988-90) Kerry Cremeans (1990-94) Brandi McCain (1998-02) Sarah Lowe (2002-06)		Sue Chambers (1973-77) Kathryn Terry (1977-81) Lisa Webb (1983-87)* Angie Scott (1987-89) Amanda Butler (1990-91)* Kelly Freeman (1996-00) Courtney Cooper (2001-03) Sharielle Smith (2006-10) Deandra Young (2010-11)		Brooke Cornish (2005-06)	*Wore multiple numbers, years listed are those wearing that specific number.	
	Emma Gracey (1973-77) Shiela Hamilton (1978-79) Caryn Mandel (1979-83) Tiffany Travis (1996-00) Tara Taylor (2001-04) Brittaney Thomas (2006-08) Tessah Holt (2009-10) Deana Allen (2010-12)		Quientella Bonner (1977-81) Teri Hartmann (1979-83) Lisa Webb (1983-87)* Merlakia Jones (1991-95) Monique Cardenas (1998-02) Christin Mercer (2012-present)		Tiffany Burns (1987-89) Candace Cunningham (1997-00) Aneika Henry (2007-09)		

NCAA TOURNAMENT HISTORY



1992-93 Florida Basketball Team

Front Row: Delmanetta Barlow, Merlakia Jones, Bridget Pettis, Amanda Butler, Kerry Cremeans, Crystal Parker, Inez Bolton; Middle Row: Charlene Batton, Erica Jones, Linda Clark, Takilya Davis, manager Margie Brinza; Back Row: Head Coach Carol Ross, Assistant Coach Mae Ola Bolton, Elizabeth Maxwell, captain LaTonya McGhee, Maya Whitehead, Associate Head Coach Ron Aldy, Assistant Coach Joi Williams

1993 NCAA TOURNAMENT TEAM

In just her third season as Lady Gators Head Coach, Carol Ross was able to achieve a first in the program's 18-year history: earn a bid to the 48-team NCAA Tournament field. Led by senior captain LaTonya McGhee and junior guard Amanda Butler, Florida proved it belonged in postseason play. The Lady Gators opened the tournament on the road at Bowling Green State University on March 17 before a school-record crowd of 4,408 in Anderson Arena, which was also the third largest crowd attendance in a first round game. UF halted the Falcons' perfect 13-0 home record when McGhee banked in a 15-footer with two seconds remaining to give UF the thrilling 69-67 victory. Merlakia Jones led UF with 18 points and Bridget Pettis added 17 in the historic win. The Lady Gators traveled again in the second round, but came up short against postseason veteran Virginia in front of 5,740 Cavalier faithful. McGhee ended her career with a 14-point effort but more importantly helped lay the foundation for seven consecutive NCAA Tournament appearances.



1993-94 Florida Basketball Team

Front Row: Takilya Davis, Carla Johnson, Inez Bolton, Kerry Cremeans, captain Amanda Butler, Merlakia Jones, Deonne Payton, Crystal; Back Row: manager Erin Newberry, manager Jay Aldy, Associate Head Coach Ron Aldy, DeLisha Milton, Maya Whitehead, Tori Wright, Head Coach Carol Ross, Assistant Coach Joi Williams, head manager Margie Brinza

1994 NCAA TOURNAMENT TEAM

Under the leadership of senior captain Amanda Butler, the Lady Gators reached the NCAA Tournament for the second straight year. The Gators matched a school-record 22 wins and finished third in the SEC. Junior Merlakia Jones led UF offensively with 18.6 points per game, while DeLisha Milton averaged a double-double of 11.7 points and 11.5 rebounds during her freshman campaign. The Lady Gators earned the No. 4 seed in the NCAA West Region and were eligible to play host to their first round game, but were forced to travel to College Station, Texas, due to a Rod Stewart concert scheduled in the O'Connell Center. Florida rallied from a 14-point deficit against hosting Texas A&M and tied the score at 74 with 2:31 remaining after senior Kerry Cremeans caned a three-pointer off an assist from Butler. Takilya Davis later hit a jumper to give UF a 76-74 lead. With the score knotted at 76, the Gators turned the ball over with 21 seconds left and the Aggies converted two free throws with four ticks on the clock to end UF's season.



1994-95 Florida Basketball Team

Front Row, sitting: Mahogany Hudson, Dana Smith, Crystal Parker, Deonne Payton; Second Row: head manager Margie Brinza, Chanda Stebbins, Merlakia Jones, Erica Jones, Takilya Davis, Carla Johnson, Danelle Liles, manager Kathy Hanbury; Back Row: Head Coach Carol Ross, Associate Head Coach Ron Aldy, Nicole Sullivan, Charmaine Milton, DeLisha Milton, Muriel Page, Inez Bolton, Assistant Coach Joi Williams, administrative assistant Veronica Meinhard

1995 NCAA TOURNAMENT TEAM

The Lady Gators earned their third consecutive bid to the NCAA Championship, one of just 22 schools to advance to "The Dance" for the third straight year. Led by captains DeLisha Milton and Crystal Parker, the team won a school-record 24 wins and finished fourth in the SEC. During the first round of the NCAA East Regional in Charlottesville, Va., UF played Radford and easily defeated the Highlanders 89-49. Both Merlakia Jones and Milton produced double-doubles and Dana Smith contributed three second-half treys. In the second round, and for the second time in three years, the Lady Gators faced a ranked Virginia squad on its home floor. The team was in position for an upset, but the Cavalier proved to be too strong, winning 72-67. UF was led by Merlakia Jones' 27 points, who became the first Gator to eclipse the 2,000-point plateau, ending her career with 2,001. Freshman Muriel Page showed signs of the All-American she would later develop into, averaging 10.6 points and 7.2 rebounds during her rookie season.

Florida's NCAA Tournament Chronology

10-12 record in Tournament Games

Year	Seed	Region	Qualified	Round	Opponent (seed)	Result	Location
1993	none	East	at-large	1st	Bowling Green	W 69-67	Bowling Green, Ohio
				2nd	Virginia (2)	L 55-69	Charlottesville, Va.
1994	4	West	at-large	1st	Texas A&M (13)	L 76-78	College Station, Tex.
1995	6	East	at-large	1st	Radford (11)	W 89-49	Charlottesville, Va.
				2nd	Virginia (3)	L 67-72	Charlottesville, Va.
1996	5	East	at-large	1st	San Francisco (12)	L 61-68	Durham, N.C.
1997	3	Midwest	at-large	1st	Fla. International (14)	W 92-68	GAINESVILLE, Fla.
				2nd	Southern Cal (6)	W 92-78	GAINESVILLE, Fla.
				Reg. Semi.	Louisiana Tech (2)	W 71-57	West Lafayette, Ind.
				Reg. Final	Old Dominion (1)	L 51-53	West Lafayette, Ind.
1998	3	West	at-large	1st	Montana (14)	W 85-64	GAINESVILLE, Fla.
				2nd	Virginia Tech (11)	W 89-57	GAINESVILLE, Fla.
				Reg. Semi.	Duke (2)	L 58-71	Oakland, Calif.
1999	11	Midwest	at-large	1st	Arizona (6)	L-ot 84-87	Piscataway, N.J.
2001	3	West	at-large	1st	Holy Cross (14)	W 84-52	GAINESVILLE, Fla.
				2nd	Washington (6)	L 75-86	GAINESVILLE, Fla.
2002	6	Midwest	at-large	1st	BYU (11)	L 52-90	Ames, Iowa
2004	5	Midwest	at-large	1st	New Mexico (12)	W 68-56	Albuquerque, N.M.
				2nd	Baylor (4)	L 76-91	Albuquerque, N.M.
2006	6	Albuquerque	at-large	1st	New Mexico (11)	L 59-83	Tucson, Ariz.
2009	8	Trenton	at-large	1st	Temple (9)	W 70-57	Storrs, Conn.
				2nd	Connecticut (1)	L 87-59	Storrs, Conn.
2012	9	Des Moines	at-large	1st	Ohio State (8)	W 70-65	Bowling Green, Ohio
				2nd	Baylor (1)	L 57-76	Bowling Green, Ohio



Muriel Page (right) is swarmed by her teammates moments after leading the Gators to their second consecutive NCAA Sweet 16 appearance.



DeLisha Milton was named the Most Outstanding Player of the 1997 NCAA Midwest Regional, where she led the Lady Gators to the "Elite Eight."



NCAA TOURNAMENT HISTORY



1995-96 Florida Basketball Team

Front Row (L to R): Crystal Parker, Dana Smith, Tonika Bruce, Tonika Bright, Mahogany Hudson, Talatha Bingham; Back Row (L to R): Chanda Stebbins, Charmaine Milton, DeLisha Milton, Muriel Page, Bea Jacobs, Jackie Wright

1996 NCAA TOURNAMENT TEAM

For the fourth time in school history, the Lady Gators secured a spot in the NCAA Tournament. Led by team captains DeLisha Milton and Mahogany Hudson, Florida earned the No. 5 seed in the Mideast Region and became one of 16 teams to earn four straight NCAA bids. Crystal Parker also became the first player in Lady Gator history to be a member of four NCAA Tournament teams. UF ran into red-shot San Francisco in the opening round, falling 68-61, as the Lady Dons marched into the Sweet 16 by upsetting host Duke in the next game. Former Gator Amanda Butler broke into the coaching ranks this year, when Head Coach Carol Ross hired her as an assistant coach at the start of the season.



1996-97 Florida Basketball Team

(front row, left to right) Akita Heatly, Talatha Bingham, Kelly Freeman, Chanda Stebbins, Mahogany Hudson, Dana Smith, Tiffany Travis, Tonya Washington. (back row) manager Chris Rabil, manager Cindy Dowling, Bea Jacobs, Muriel Page, Erin O'Neil, DeLisha Milton, Jackie Wright, Head Coach Carol Ross, Assistant Coach Amanda Butler, Assistant Coach Joi Williams (not pictured: Associate Head Coach Ron Aldy)

1997 NCAA TOURNAMENT TEAM

The 1996-97 academic year marked the 25th season of women's varsity athletics at the University of Florida and the Lady Gator Basketball team ensured it would not be soon forgotten, staging the most impressive postseason run in program history. First-Team All-American DeLisha Milton, along with fellow co-captain Mahogany Hudson, led the Lady Gators a 24-9 overall record. As the No. 3 seed in the Mideast Region, UF was selected to play host to an NCAA Sub-Regional for the first time and responded, thumping Florida International, 92-68, behind 21 points from Dana Smith and a career-high six 3-pointers from Talatha Bingham. Muriel Page scored 35 points with 14 rebounds in a 92-78 victory over Southern California and the Lady Gators marched into the Sweet 16 for the first time in school history. UF's magical run did not stop there, as UF routed fifth-ranked and second-seeded Louisiana Tech, 71-57, to advance to the Elite Eight. The historical season finally came to an end when second-ranked and top-seeded Old Dominion managed a 53-51 decision, as UF had three shots in the final 10 seconds that would have tied the score, but all just rolled around the rim.



1997-98 Florida Basketball Team

Back Row (from left): Matt Bach (manager), Beth Dunkenberger (asst. coach), Michael Peck (asst. coach), Tonya Washington, Erin O'Neil, Muriel Page, Tamara Stocks, Misty Knight, Bea Jacobs, Candace Cunningham, Carol Ross (Head Coach), Joi Williams (asst. coach) and Brock Mikosky (manager); Front Row (from left): Larry Moore (manager), Tombi Bell, Tiffany Travis, Dana Smith, Mahogany Hudson, Talatha Bingham, Kelly Freeman and Chris Rabil (manager)

1998 NCAA TOURNAMENT TEAM

Led by First-Team All-American Muriel Page and her fellow senior co-captains Mahogany Hudson and Dana Smith, the Lady Gators fought through an injury-plagued season to a 23-9 record, their fifth consecutive 20-win season and a second-place finish in the Southeastern Conference. UF became one of just 12 schools to compete in each of the last six NCAA Tournaments, while earning its second consecutive trip to the Sweet 16. UF was rewarded for its outstanding regular-season play, being named one of 16 schools to host an NCAA Sub-Regional, which it did for the second straight year. In a bracket plagued with upsets (highlighted by No. 16-seed Harvard defeating No. 1-seed Stanford), the third-seeded Lady Gators couldn't continue the fun as they fell to No. 2-seeded Duke, 71-58.



1998-99 Florida Basketball Team

(front row, left to right) Kelly Freeman, Tiffany Travis, Tombi Bell, Talatha Bingham, Brandi McCain, Monique Cardenas; (back row, left to right) Assistant Coach Beth Dunkenberger, Assistant Coach Bobbie Kelsey, Naomi Mobley, Erin O'Neil, Tamara Stocks, Candace Cunningham, Tonya Washington, Misty Knight, Assistant Coach Joi Williams, Head Coach Carol Ross

1999 NCAA TOURNAMENT TEAM

The Lady Gators knew that matching the success of the past two seasons would be tough, especially after losing three key seniors. Even with an uphill battle, Florida, led by team captain Talatha Bingham, was still strong enough to earn its seventh consecutive NCAA Tournament bid - one of just 11 teams to compete in the "Big Dance" every year since 1993. UF was also one of a record-setting eight SEC schools to secure a bid. The Lady Gators would not dance long, however, dropping a frustrating 87-84 overtime decision to Arizona in the opening round.



2000-01 Florida Basketball Team

Back Row (left to right): Head coach Carol Ross, Assistant coach Renee Ladner, Kelly Stevenson, Brandi McCain, Ash'lea Moore, Lindsey DeLoach, Tombi Bell, Sherisha Hills, Tara Taylor, Assistant coach Joi Williams, Assistant coach Matthew Mitchell; Middle Row (left to right): Head trainer Kellye Mowchan, Monique Cardenas, Jameelah Trimble, Tamara Stocks, Misty Knight, Vanessa Hayden, Naomi Mobley, student trainer Amy Schroeder; Front Row (left to right): Managers - Tiffany Lomax, Stefano Trompeo, Rico Hernandez, Sarah Sanders and Iris O'Neal

2001 NCAA TOURNAMENT TEAM

The 2000-01 season was one of the most exciting in school history, as the Lady Gators tied a school record with 24 wins and advanced to the second round of the NCAA Tournament. Captains Tombi Bell, Misty Knight and Tamara Stocks were fueled all season by what they felt was a snub from the 2000 event and led Florida to a second-place tie in the Southeastern Conference, winning a program-best 11 league games. This was the eighth overall trip to the "Big Dance" for the Gators and their third time playing host to the opening rounds.



2001-02 Florida Basketball Team

Back Row (left to right): Strength Coach Karin Werth-Spence, Assistant Coach Matthew Mitchell, Assistant Coach Joi Williams, Tara Taylor, Monique Cardenas, Vanessa Hayden, Trish Patterson, Lindsey DeLoach, Assistant Coach Renee Ladner, Head Coach Carol Ross, Athletic Trainer Kellye Mowchan; Middle Row: Manager Sarah Sanders, Courtney Cooper, Kelly Stevenson, Ash'lea Moore, Brandi McCain, Tishona Gregory, Sherisha Hills, Tamia Williams, Student Trainer Erika Miller; Front Row: Managers Iris O'Neal, Stefano Trompeo, Tiffany Lomax and Andrea Alexander

2002 NCAA TOURNAMENT TEAM

For the ninth time in 10 years, Carol Ross successfully led the Lady Gators to the NCAA Tournament. Stunningly, it would be her last because six days after the final horn sounded on Florida's opening-round loss, Ross stepped down as winningest head coach in school history, with a record of 247-121. The team was led by senior tri-captains Monique Cardenas, Lindsey DeLoach and Brandi McCain.

NCAA TOURNAMENT HISTORY



2003-04 Florida Basketball Team

Standing (left to right): Assistant Coach Charlene Thomas-Swinson, Academic Advisor Lindy Brown, Assistant Coach Michael Peck, Tamia Williams, Bernice Mosby, Dailia Eshe, Vanessa Hayden, Brittany Davis, Briana Phillips, Tara Taylor, Natasha Morehead, Assistant Coach Kerry Cremeans, Athletic Trainer Kellye Mowchan, Strength & Conditioning Coach Karin Spence; Middle Row: Ash'lea Moore, Kim Dye, Danielle Santos, Head Coach Carolyn Peck, Sarah Lowe, Tishona Gregory, Kelly Stevenson; Front Row: Manager Michael Robuck, Manager Jared Fleet, Manager Ryann Nursery, Student Athletic Trainer Kelly Palmer, Video Coordinator Mike Miller, Video Coordinator Fred Williams

2004 NCAA TOURNAMENT TEAM

Head Coach Carolyn Peck guided UF to the greatest one-year turnaround in school history, bouncing back from a 9-19 record the previous season to a 19-11 record and an NCAA Tournament bid. Captains Vanessa Hayden, Sarah Lowe and Kelly Stevenson led the Gators to a No. 5 seed in the NCAA Tournament and advanced to the second round for the sixth time in school history. UF overcame 16,000 deafening New Mexico fans at The Pit with an opening-round 68-56 win against the hosting Lobos, before falling in the next game to Baylor, which went on to win the NCAA title the following season.



2011-12 Florida Women's Basketball Team

BACK ROW (from left): Rich Jacobs (strength & conditioning coordinator), David Lowery (assistant coach), Brenda Mock Kirkpatrick (assistant coach), Kayla Lewis, Viktorja Dimalte, Azania Stewart, Nidli Madu, Lily Svete, Muriel Page (assistant coach), Janna Magette (assistant to the head coach), Edwina Johnson (video coordinator), John Barrett (athletic trainer); MIDDLE ROW: Carlie Needles, Jaterria Bonds, Brittany Shine, Jennifer George, Amanda Butler (head coach), Andrea Vilari Aragonés, Deana Allen, Jordan Jones, Lanita Bentley; FRONT ROW: Michelle Hubbard (athletic training student), Jalesa Carzell (manager), Daniel Barber (head manager), Kayla Lee (manager), Morgan Williams (athletic training student)

2012 NCAA TOURNAMENT TEAM

A veteran team that featured five seniors helped the 2011-12 Gators earn the program's 18th postseason appearance in the last 20 years, making its 13th trip to the NCAA Championship. Florida, which compiled a 20-13 overall record and the 12th 20-win season in Gator history, upset No. 16/19-ranked Ohio State in the first round before falling to top-ranked and eventual NCAA champion Baylor. The NCAA second-round appearance was the eighth in program history and the Gator's first since 2009, also the last time Florida competed in the Big Dance. As a team, Florida held opponents to 60.8 points per game - the second-fewest in a season in the 38-year history of the program. The 1983-84 squad held its foes to 59.1 points per game. Opponents shot 38.3 percent from the floor, the lowest since the 2000-01 Gators limited foes to a 36.9 percent clip. Florida also sported a +5.3 rebound margin, its best since the 2000-01 team held a +7.9 margin. Junior forward Jennifer George, who was voted by the league's coaches as a first-team All-SEC performer, led UF in scoring (12.8 ppg) and rebounding (8.8 rpg), an effort that also ranked second in the SEC (in SEC games and all games). Senior Jordan Jones did a bit of everything for the Gators during 2011-12, contributing 11.2 points, in addition to 3.8 rebounds, 1.8 assists and 1.1 steals, while hitting 67-of-198 treys (33.8%).



2005-06 Florida Basketball Team

Standing, back row: Strength Coach Karin Werth, Athletic Trainer Paul Kinney, Academic Advisor Lindy Brown, Assistant Coach Shell Dailey, Marsha Dotson, Brittany Davis, Jessica Jackson, Brooke Cornish, Dailia Eshe, Briana Phillips, Depree Bowden, Assistant Coach Michael Peck, Assistant to the Head Coach Kim Boes, Assistant Coach Jose Mori & Video Coordinator Adam Beaupre; Sitting, middle row: Danielle Santos, Kim Dye, Sarah Lowe, Head Coach Carolyn Peck, LaToya Bullard, Kim Critton & Sha Brooks; Sitting, front row (managers): Bill Ferrara, Tanya Herman (student trainer), Fred Williams, Serena Wilson, Billy McCall, Michael Robuck, Jared Fleet, Meagan Edwards, Matt Bowers & Amanda Noriega

2006 NCAA TOURNAMENT TEAM

Fueled by two of the biggest upset wins in program history, the Gators earned their way back into the NCAA Tournament for the 11th time. Senior tri-captain Sarah Lowe hit the game-winning free throws with 3.2 seconds remaining in overtime to help the Gators upset No. 2 LSU, 79-78, in UF's final home game. A few nights later, senior tri-captain Brittany Davis poured in a career-high 29 points to help stun No. 5 Tennessee in the regular-season finale, as UF became just the second unranked team ever to defeat the Lady Vols in Knoxville. The Gators, who raced out to the best 11, 12, 13, 14 and 15-game starts in program history en route to a 21-9 overall record, received the No. 6 seed in the NCAA Albuquerque Region but dropped their opening-round game to New Mexico, 83-59.



2008-09 Florida Basketball Team

(Standing, from left) Assistant Coach David Lowery, Assistant Coach Susie Gardner, Strength Trainer Karin Werth, Steffi Sorensen, Marsha Dotson, Ebonie Crawford, Aneika Henry, Azania Stewart, Nidli Madu, Sharielle Smith, Tailor Jones, Susan Yenser, Athletic Trainer Connie Andrews, Assistant Coach Brenda Mock Kirkpatrick and Assistant to the Head Coach Janna Magette; (Middle Row, Seated from left) Jennifer Mossor, Trumae Lucas, Lonnika Thompson, Head Coach Amanda Butler, Sha Brooks, Jordan Jones, Kim Critton; (Front Row, Seated from left) Manager Andrew Thompson, Video Coordinator Edwina Johnson, Head Manager Serena Wilson and Manager Meagan Edwards

2009 NCAA TOURNAMENT TEAM

With senior Sha Brooks leading the backcourt and senior Marsahe Dotson patrolling the frontcourt, the Gators won four games against nationally-ranked teams, including three upset victories, and earned their 12th NCAA Tournament appearance. Amanda Butler became the sixth woman in NCAA history to play for and later coach that same team to a top-25 ranking, as the 2008-09 squad ranked as high as No. 9 in the Feb. 9 AP Poll. Newcomer Steffi Sorensen led a record-setting three-point shooting display, as the Gators set new marks with 221 three-pointers and hitting with a 36.5 percent accuracy mark. UF downed Temple, 70-57, in the NCAA First Round and tied a program record with its 24th win of the season. The Gators fell in the next round to eventual champion Connecticut, which played on its home court and raced to an undefeated season.

Florida's NWIT and WNIT Chronology

14-7 Record in Tournament Games

Year	Round	Opponent	Result	Location
1985	First	Montana	W, 70-49	Amarillo, Texas
	Semifinal	Drake	W, 87-80	Amarillo, Texas
	Final	LSU	L, 74-54	Amarillo, Texas
2000	First	Dayton	W, 97-93	Dayton, Ohio
	Second	Memphis	W, 74-71	Memphis, Tenn.
	Quarterfinal	Maryland	W, 77-57	GAINESVILLE, Fla.
	Semifinal	Arkansas	W, 83-62	Fayetteville, Ark.
	Final	Wisconsin	L, 75-74	Madison, Wis.
2005	First	USF	L, 61-56	Tampa, Fla.
2008	Second	Florida Gulf Coast	W, 60-55	GAINESVILLE, Fla.
	Third	N.C. State	L, 80-55	Raleigh, N.C.
2010	First	USF	W, 61-54	GAINESVILLE, Fla.
	Second	Miami-Fla.	L, 77-64	Coral Gables, Fla.
2011	First (64)	UMBC	W, 59-47	GAINESVILLE, Fla.
	Second (32)	Florida Gulf Coast	W, 74-69	Fort Myers, Fla.
	Third (16)	Charlotte	L-ot, 81-77	Charlotte, N.C.
2013	First (64)	FIU	W, 75-68	Miami, Fla.
	Second	Winthrop	W, 85-53	Rock Hill, S.C.
	Third	Charlotte	W, 67-65	Charlotte, N.C.
	Quarterfinal	James Madison	W, 85-80	Harrisonburg, Va.
	Semifinal	Drexel	L, 57-67	Philadelphia, Pa.

GATOR HONOR ROLL

NATIONAL HONORS ALL-AMERICANS

WBCA All-Americans

Sha Brooks, 2009 (Honorable Mention)
Jennifer George, 2012 (HM)
Vanessa Hayden, 2002 & 2004 (HM)
Merlakia Jones, 1994 & 1995 (HM)
Brandi McCain, 2001 & 2002 (HM)
DeLisha Milton, 1997 (First Team)
Murriel Page, 1998 (First Team)

Associated Press All-Americans

Sha Brooks, 2009 (HM)
Vanessa Hayden, 2004 (Second Team)
Vanessa Hayden, 2002 & 2003 (HM)
Merlakia Jones, 1995 (HM)
DeLisha Milton, 1997 (First Team)
Murriel Page, 1997 (HM)
Murriel Page, 1998 (Second Team)

U.S. Basketball Writers Association All-Americans

DeLisha Milton, 1997 (Second Team)
Murriel Page, 1998 (First Team)

Basketball Times All-Americans

Bridget Pettis, 1991 & 1992 (HM)
Merlakia Jones, 1993 & 1994 (HM)
Merlakia Jones, 1995 (Third Team)
DeLisha Milton, 1997 (First Team)
Murriel Page, 1997 (HM)
Murriel Page, 1998 (First Team)



Vanessa Hayden, who in 2004 became the SEC's first-ever Defensive Player of the Year, averaged 3.336 blocks per game during her career, the sixth-highest average in NCAA history.

The Sporting News All-Americans

Murriel Page, 1998 (First Team)

Womenscollegehoops.com All-Americans

Vanessa Hayden, 2002 (HM)
Brandi McCain, 2001 (First Team)

Freshman All-Americans

Brandi McCain (1999: First Team - Women's Basketball Journal; First Team - Women's Basketball News Service)
Vanessa Hayden (2001: First Team - Real Sports)
Bernice Mobley (2003: HM - Womenscollegehoops.com)

CoSIDA Academic All-Americans

Amanda Butler, 1994 (District Finalist)
Kerry Cremeans, 1994 (District Finalist)
Brittany Davis, 2006 (District III Second Team)

Jordan Jones, 2012 (District 4 First Team)
Sarah Lowe, 2005 (District III Second Team) & 2006 (District III First Team)
Danielle Santos, 2004 (District III Second Team)

AP National Player of the Year

Murriel Page, 1996 (received votes)

Naismith Player of the Year

Brandi McCain, 2001 & 2002 (finalist)
DeLisha Milton, 1997 (finalist)
Murriel Page, 1998 (finalist)

The Wade Trophy

(Recognizing the nation's top player)
Vanessa Hayden, 2004 (finalist)
DeLisha Milton, 1997
Murriel Page, 1998 (finalist)

John R. Wooden Award (began in 2004)

Vanessa Hayden, 2004 (finalist)

Honda Award for Basketball

Murriel Page, 1998 (finalist)

Naismith National Coach of the Year

Carol Ross, 2002 (finalist)

WBCA District 9 Coach of the Year

Carol Ross, 1994, 1997 & 2001

WBCA Senior All-Star Challenge Game

Tombi Bell, 2001
Mahogany Hudson, 1998
Brandi McCain, 2002
Murriel Page, 1998

NCAA HONORS

NCAA Championship All-Regional Team

DeLisha Milton, 1997 (Midwest - MVP)
Murriel Page, 1997 (Midwest)

Most Outstanding Player

DeLisha Milton, 1997 Midwest Region

WNIT/NWIT HONORS

Postseason WNIT/NWIT All-Tournament

Tammy Jackson, 1985

Terry Whitehead, 1985
Naomi Mobley, 2000
Tonya Washington, 2000
Sydney Moss, 2013

Preseason WNIT All-Final Four

Brandi McCain, 1998
Tonya Washington, 1998
Jordan Jones, 2010

SOUTHEASTERN CONFERENCE HONORS



SEC Player of the Year

DeLisha Milton, 1997

SEC Defensive Player of the Year (began in 2004)

Vanessa Hayden, 2004

SEC Sixth Woman of the Year (began in 2004)

Bernice Mosby, 2004
Deana Allen, 2012 (co-recipient)

SEC Scholar-Athlete of the Year (began in 2004)

Sarah Lowe, 2006

All-SEC Defensive Team

Jennifer George, 2013

SEC Coach of the Year

Carol Ross, 1994
Carol Ross, 2001 (Media)

All-SEC First Team, Coaches

1982 Tammy Jackson
1983 Tammy Jackson
1984 Tammy Jackson
1991 Sophia Witherspoon
1993 Merlakia Jones
1994 LaTonya McGhee
1995 Merlakia Jones
1996 DeLisha Milton
1997 DeLisha Milton*
1998 Murriel Page*
1999 Brandi McCain
2000 Tonya Washington
2001 Brandi McCain
2002 Vanessa Hayden
2004 Vanessa Hayden
2006 Dalila Eshe
2008 Marsha Dotson
2009 Sha Brooks*
2012 Marsha Dotson
2012 Jennifer George
*unanimous selection

All-SEC Second Team, Coaches

1989 Rhvonja Smith
1990 Camille Ratledge
..... Rhvonja Smith
..... Sophia Witherspoon
1993 Bridget Pettis
1995 Takilya Davis
..... DeLisha Milton
1996 Murriel Page
1999 Tonya Washington
2000 Tiffany Travis
2001 Tombi Bell
..... Naomi Mobley
2002 Brandi McCain
2005 Bernice Mosby
2006 Sha Brooks
2007 Marsha Dotson
2012 Jennifer George (Media)

All-SEC Honorable Mention

1987 Janna Bragg
..... Cassandra Washington
1988 Janna Bragg
..... Camille Ratledge

..... Angie Scott
1989 Camille Ratledge
..... Angie Scott
..... Cassandra Washington
2007 Sha Brooks (Media)
..... Marsha Dotson (Media)
2013 ... Jattera Bonds (Media)
..... Jennifer George (Media)

SEC All-Freshmen Team

(did not have in 1999; only one team beginning in 1992)
1987 Lisa Born, First Team
..... Kellye Cargile, Second Team
..... Camille Ratledge, Second Team
1988 Rhvonja Smith, Honorable Mention
1989 Erika Lang, Second Team
1990 LaTonya McGhee, Honorable Mention
1992 Merlakia Jones
1994 DeLisha Milton
1995 Murriel Page
2001 Vanessa Hayden
2003 Bernice Mosby
2006 Sha Brooks
..... Marsha Dotson
2009 Trumae Lucas
2010 Jennifer George
2011 Jattera Bonds
2013 Sydney Moss

SEC All-Tournament Team

1994 DeLisha Milton
1997 DeLisha Milton
..... Murriel Page
1998 Murriel Page

SEC Academic Honor Roll

(Revised policy in 2002 only, allowing for freshmen to earn recognition)

1983 Terri Hartman
1985 Keturah Bell
..... Sharon Jenkins
1987 Terri Noble
..... Susan Stoddard
..... Lisa Webb
1990 Teresa Brown
..... Kellye Cargile
..... Cassandra Washington
1991 Teresa Brown
1992 Teresa Brown
..... Amanda Butler
..... Kerry Cremeans
..... Candie Wilkie
1993 Delmanetta Barlow
..... Amanda Butler
..... Kerry Cremeans
..... LaTonya McGhee
1994 Amanda Butler
..... Kerry Cremeans
1995 Takilya Davis
1996 Chanda Stebbins
1997 Bea Jacobs
..... Chanda Stebbins
1998 Bea Jacobs
..... Erin O'Neil
1999 Talatha Bingham
..... Candace Cunningham
..... Tamara Stocks
2000 Monique Cardenas
..... Lindsey DeLoach
..... Kelly Freeman
..... Misty Knight
..... Tiffany Travis
2001 Monique Cardenas
..... Lindsey DeLoach
..... Misty Knight
2002 Tombi Bell
..... Monique Cardenas
..... Lindsey DeLoach
..... Sherisha Hills
..... Brandi McCain
..... Kelly Stevenson
2003 Monique Cardenas
..... Lindsey DeLoach
..... Sherisha Hills
..... Brandi McCain
..... Kelly Stevenson

..... Tamia Williams
2004 Brittany Davis
..... Tishona Gregory
..... Sarah Lowe
..... Bernice Mosby
..... Danielle Santos
..... Kelly Stevenson
..... Tamia Williams
2005 Kim Dye
..... Brittany Davis
..... Sarah Lowe
..... Tashia Morehead
..... Briana Phillips
..... Danielle Santos
..... Tamia Williams
2006 Depree Bowden
..... Kim Dye
..... Marsha Dotson
..... Danielle Santos
..... Nddi Madu
..... Sydney Moss
..... Sydney Shine
2007 Depree Bowden
..... Marsha Dotson
..... Kim Dye
..... Briana Phillips
..... Depree Bowden
..... Marsha Dotson
2008 Ebonie Crawford
..... Susan Yenser
2009 Ebonie Crawford
..... Jordan Jones
..... Lily Svete
2010 Jordan Jones
..... Lanita Bartley
..... Jordan Jones
..... Kayla Lewis
..... Lily Svete
2011 Ebonie Crawford
..... Jordan Jones
..... Lily Svete
2012 Lanita Bartley
..... Jordan Jones
..... Kayla Lewis
..... Lily Svete

2013 ... Jattera Bonds
..... **Kayla Lewis**
..... **Carlie Needles**
..... **Lily Svete**

SEC Freshman Academic Honor Roll (began in 2003)

2003 Brittany Davis
..... Sarah Lowe
..... Danielle Santos
2004 Kim Dye
..... Briana Phillips
2005 Depree Bowden
2006 Sha Brooks
..... Brooke Cornish
..... Kim Critton
..... Marsha Dotson
..... Jessica Jackson
2008 Ebonie Crawford
..... Nddi Madu
2009 Taylor Jones
..... Trumae Lucas
2010 Lily Svete
2011 Jattera Bonds
..... Kayla Lewis
..... Deandra Young

SEC Player of the Week (date is when award is presented)

Keturah Bell (21985, 2486)
Depree Bowden (12-24-07)
Janna Bragg (12186)
Sha Brooks (11-24-08, 12-23-08, 2-9-09)
Monique Cardenas (1-28-02)
Brittany Davis (12-12-05)
Marsha Dotson (1-19-09)
Jennifer George (12-19-11)
Vanessa Hayden (1-29-01, 12-31-01, 12-10-01, 12-15-03, 3-1-04)
Merlakia Jones (1692, 1493, 11094, 12395)
Brandi McCain (12-14-98, 12-4-00, 2-26-01)
DeLisha Milton (22795, 12-9-96,

1-6-97, 1-27-97)
Tashia Morehead (2-2-04)
Bernice Mosby (12-30-02, 12-13-04)
Murriel Page (2-12-96, 1-19-98, 2-2-98)
Brittany Thomas (11-12-07)
Tamia Williams (1-10-05)

SEC Freshman of the Week (date is when award is presented; began in 2005-06)

Jattera Bonds (1-31-11, 2-28-11)
Sha Brooks (11-28-05, 1-2-06, 2-6-06, 2-27-06)
Marsha Dotson (1-23-06)
Nddi Madu (12-14-08)
Sydney Moss (12-10-12)
Brittany Shine (12-27-10)

SEC Community Service/Good Works Team

2000 - Candace Cunningham
2001 - Monique Cardenas
2002 - Monique Cardenas
2003 - Kelly Stevenson
2004 - Sarah Lowe
2005 - Sarah Lowe
2006 - Sarah Lowe
2007 - Kim Critton
2008 - Depree Bowden
2009 - Sha Brooks
2010 - Steffi Sorensen
2011 - Kayla Lewis
2012 - Kayla Lewis
2013 - Jattera Bonds

SPECIAL HONORS

UF Athletics Hall of Fame

Quientella Bonner (inducted 1998)
Tammy Jackson (inducted 1995)
DeLisha Milton (inducted 2007)
Murriel Page (inducted 2009)
Sophia Witherspoon (inducted 2005)

Ben Hill Griffin Award

(Presented annually to one male and one female athlete at UF for their combination of athletic & academic achievement)
Murriel Page (1997)

UF Hall of Fame (for outstanding student leaders, not athletic-based)

Sarah Lowe (2005-06)

Rhodes Scholarship

Sarah Lowe (2005-06 Finalist, 2007-08 Finalist)

Fulbright Grant Recipient

Sarah Lowe (awarded 2005-06)

SEC's H. Boyd McWhorter Female Scholar-Athlete of the Year (\$10,000 Postgraduate Scholarship)

Sarah Lowe (2005-06)

NCAA Postgraduate Scholarship

Sarah Lowe (2005-06)

Arthur Ashe Jr. National Female Scholar of the Year

Sarah Lowe (2005-06)

Knight Commission Member

Sarah Lowe (invited June 2008)

GATOR HONOR ROLL



JAM BURRESS



JAM BURRESS

The SEC changed its policy allowing for freshmen to earn SEC Academic Honor Roll status in 2002, making **Monique Cardenas** (right) and **Lindsey DeLoach** (left) UF's first four-time members of the SEC Academic Honor Roll.



Murriel Page was a first team All-American in 1998.



Merlakia Jones was a three-time First Team All-SEC performer during her career.



DeLisha Milton became the first Gator to receive the Wade Trophy, recognizing the nation's top senior. She was the second SEC player ever to win the award.

Florida in the National Polls

- All-time number of weeks ranked in the AP Top-25 poll:132
- Highest AP ranking: 5th on Nov. 24, 1997
- Highest USA Today poll ranking: 5th on Nov. 25, 1997
- Highest final USA Today poll ranking: 6th in 1997
- First-ever AP ranking: 19th on Dec. 26, 1983
- Ranked in the Final AP poll: 8 times
1994 - No. 20 • 1995 - No. 17 • 1996 - No. 16 • 1997 - No. 7 • 1998 - No. 13
2001 - No. 14 • 2002 - T-No. 24 • 2009-No. 22
- The Gators cracked the AP top 10 for the first time in history on Feb. 10, 1997



RON FROY

Sarah Lowe, who earned undergraduate degrees in Spanish and Political Science in May 2006, became the most decorated off-the-court player in UF women's basketball program history. Among some of the recognitions she received were as a 2006 NCAA Postgraduate Scholarship recipient, the SEC's H. Boyd McWhorter Female Scholar-Athlete of the Year Award (third Gator ever to win the \$10,000 postgraduate scholarship award), the SEC's co-nominee for the NCAA Woman of the Year, a Fulbright Grant recipient and a Rhodes Scholarship finalist.

"Attending the University of Florida provided me with the opportunity to surround myself with a diverse group of people that subsequently opened my eyes to the world at large. It challenged my conventional way of thinking and pushed me to grow not only as an athlete but as a human being."

-- SARAH LOWE (2002-06)

GATORS IN THE WNBA



TAMMY JACKSON, '85



SOPHIA WITHERSPOON, '91



BRIDGET PETTIS, '93



MERLAKIA JONES, '95



DeLISHA MILTON, '97

Gators in the WNBA

Vanessa Hayden, Minnesota 2004-08; Los Angeles 2009

Tammy Jackson, Houston 1997-2002

Merlakia Jones, Cleveland 1997-2003; Detroit 2004

Aneika Henry, Atlanta 2012-present

Brandi McCain, Cleveland 2002

DeLisha Milton-Jones, Los Angeles 1999-2004; Washington 2005-07; LA 2008-12; San Antonio 2013; New York 2013-present

Murriel Page, Washington 1998-2005; Los Angeles 2006-08

Bridget Pettis, Phoenix 1997-01; Indiana 2002-03, Phoenix 2006; Phoenix Assistant Coach 2007-11; Los Angeles Assistant Coach 2013-present

Tamara Stocks, Washington 2001

Tiffany Travis, Charlotte 2000-01

Tonya Washington Massaline, Washington 2000-03; Seattle 2003

Sophia Witherspoon, New York 1997-99; Portland 2000-01; Los Angeles 2002-03

Gators in the WNBA Championship Game

1997	Tammy Jackson, Houston*
	Sophia Witherspoon, New York
1998	Bridget Pettis, Phoenix
	Tammy Jackson, Houston*
1999	Tammy Jackson, Houston*
	Sophia Witherspoon, New York
	Tammy Jackson, Houston*
2001	DeLisha Milton, Los Angeles*
2002	DeLisha Milton, Los Angeles*
	Sophia Witherspoon, Los Angeles*
2003	DeLisha Milton, Los Angeles
	Sophia Witherspoon, Los Angeles
2007	Bridget Pettis, Phoenix^*
2009	Bridget Pettis, Phoenix^*
2010	Carol Ross, Atlanta^
2011	Carol Ross, Atlanta^
2012	Carol Ross, Los Angeles#

*member of championship team • ^assistant coach
#head coach

SPECIAL AWARDS

WNBA All-Star Team

1999	Merlakia Jones, Cleveland
2000	Merlakia Jones, Cleveland
	DeLisha Milton, Los Angeles
2001	Merlakia Jones, Cleveland
2007	DeLisha Milton-Jones, Washington

All-WNBA Team

2001	Merlakia Jones, First Team
------	----------------------------

WNBA Bud Light Shooting Champion

1999	Murriel Page, Washington (57.4%)
2000	Murriel Page, Washington (59.0%)

Additional Accomplishments

- Murriel Page was voted by the fans to the Washington Mystics' All-Time Team in 2012.
- Merlakia Jones was the all-time leading scorer in Cleveland Rockers' history when the franchise folded.
- Bridget Pettis was an original member of the inaugural Phoenix Mercury team in 1997, when she was picked by the club during the Elite Draft. Pettis played in a franchise-record 154 consecutive games. A banner in her honor permanently hangs in the US Airways Center, the Mercury's home arena.
- Murriel Page was the first-ever draft pick of the Washington Mystics.
- Bridget Pettis scored the first basket in Phoenix Mercury team history.
- Until retiring at the end of the 2002 season, Tammy Jackson was the oldest player in the WNBA.



DeLisha Milton-Jones scored 11 points with five rebounds helping the East defeat the West in the 2007 WNBA All-Star Game.



Bridget Pettis, who was a nine-year WNBA veteran playing the majority of the time in Phoenix, retired during the 2006 season and became an assistant coach with the Mercury, helping them win the 2007 & 2009 WNBA Championships.



Carol Ross, who spent 12 years as head coach of the Gators, was named the LA Sparks head coach for the 2012 season after spending the previous three years as an assistant coach with the Atlanta Dream.

GATORS IN THE WNBA



MURRIEL PAGE, '98




TIFFANY TRAVIS, '00



TONYA WASHINGTON, '00



TAMARA STOCKS, '01



BRANDI MCCAIN, '02



VANESSA HAYDEN, '04



ANEIKA HENRY, '09

Gators Selected in Professional U.S. Drafts

Gator	Year	Team	Round	Overall
Bridget Pettis	1996	Denver (ABL)	-	alternate
Tammy Jackson	1996	Hartford (ABL)	8	60
DeLisha Milton	1997	Portland (ABL)	1	2
Bridget Pettis	1997	Phoenix Mercury	E*	-
Sophia Witherspoon	1997	New York Liberty	2	11
Merlakia Jones	1997	Cleveland Rockers	2	13
Tammy Jackson	1997	Houston Comets	2	16
Murriel Page	1998	Washington Mystics	1	3
DeLisha Milton	1999	Los Angeles Sparks	1	4
Tonya Washington	2000	Washington Mystics	2	18
Tiffany Travis	2000	Charlotte Sting	2	27
Tamara Stocks	2001	Washington Mystics	2	25
Tombi Bell	2001	Minnesota Lynx	3	39
Brandi McCain	2002	Cleveland Rockers	2	24
Monique Cardenas	2002	Portland Fire	4	53
Vanessa Hayden	2004	Minnesota Lynx	1	7
Tashia Morehead	2005	Washington Mystics	3	32
Dalila Eshe	2006	Seattle Storm	2	25
Sha Brooks	2009	Phoenix Mercury	3	31
Jennifer George	2013	Indiana Fever	3	31

E* - Elite Draft. (The 1997 WNBA Draft was the first in history of the league, and teams selected players in three different stages. On Jan. 22, 1997, the league assigned a total of 16 players - two to each team - in no particular order. On Feb. 27, 1997, the WNBA held its Elite Draft, where two additional players were assigned to each team, again in no particular order.)



Murriel Page poses with WNBA president Val Ackerman after becoming the third overall selection in the 1998 draft.



DeLisha Milton was the fourth overall selection in the 1999 WNBA Draft.



DeLisha Milton spreads her 84-inch wing span after the ABL's Portland Power made her the second overall draft pick in 1997. Two years later, she became the fourth overall selection in the 1999 WNBA draft.



The Minnesota Lynx selected Vanessa Hayden with the seventh overall pick in the 2004 WNBA Draft.

Gator Career Statistics in the WNBA

Gator	GP-GS	Min	Avg.	[--TOTAL--]		[--3-PTS--]		FT-FTA	Pct	[-----REBOUNDS-----]				PF	A	TO	Blk	Stl	Pts	Avg.
				FG-FGA	Pct	3FG-FGA	Pct			Off	Def	Tot	Avg.							
Aneika Henry*	68-15	1,046	15.4	119-259	.459	0-0	--	58-76	.763	97	177	274	4.0	111	31	54	47	25	296	4.4
Vanessa Hayden	148-30	1,942	10.8	341-807	.423	0-0	--	145-245	.592	181	353	534	3.6	424	67	186	177	46	827	5.6
Tammy Jackson	143-9	1,951	13.6	160-347	.461	1-2	.500	82-142	.577	159	238	397	2.8	315	58	148	58	101	403	2.8
Merlakia Jones	251-141	6,354	25.3	959-2283	.420	63-211	.299	372-494	.753	275	669	944	3.8	510	360	402	26	239	2,353	9.4
Brandi McCain	31-2	392	12.6	25-86	.291	21-58	.362	12-16	.750	4	22	26	0.8	29	41	34	3	11	83	2.7
DeLisha Milton*	461-432	13,892	30.1	2,019-4,565	.442	308-938	.328	1,069-1,349	.792	747	1,745	2,492	5.4	1,503	2,492	1,137	328	893	5,415	11.7
DeLisha Milton@	57-0	--	--	222-453	.490	3-15	.200	84-116	.724	--	--	306	5.3	--	125	--	27	97	531	9.3
Murriel Page	354-205	8,463	23.9	892-1921	.464	21-81	.259	349-536	.651	566	1,037	1,603	4.5	876	412	434	194	204	2,154	6.1
Bridget Pettis	228-71	3,903	17.1	456-1340	.340	154-571	.270	342-423	.809	175	281	456	2.0	348	316	285	32	178	1,408	6.2
Tamara Stocks	3-0	11	3.7	1-3	.333	0-0	--	1-2	.500	0	2	2	2.0	3	0	0	0	0	3	3.0
Tiffany Travis	32-12	574	17.9	70-158	.443	12-25	.480	21-28	.750	24	57	81	2.5	74	26	32	4	31	173	5.4
Tonya Washington	98-2	952	9.7	97-292	.332	28-81	.346	31-37	.838	64	52	116	1.2	27	38	44	4	14	253	2.6
Sophia Witherspoon	207-146	4,862	23.5	735-1934	.380	260-741	.351	489-610	.802	141	308	449	2.2	345	313	387	31	210	2,219	10.7

*Stats thru games played Sept. 16, 2013; @Stats from two seasons with the American Basketball League (ABL)

GATORS WITH USA BASKETBALL & BEYOND



JON HART

Gator **Tammy Jackson** was a member of the 1992 U.S. Olympic team that won a bronze medal in Barcelona, Spain.



ANDREW D. BERNSTEIN/USA PHOTOS

DeLisha Milton helped the USA win gold at the 2000 and 2008 Olympic Games. She also was selected to the 2004 Olympic Team, but a late injury prevented her from playing.



USA BASKETBALL

Brandi McCain, who currently enjoys a professional basketball career overseas, played with three different USA Basketball teams.



ANTONIA THALLER/GETTY IMAGES

Azania Stewart started every game for Great Britain during the 2012 Olympic Games representing her native country in its first ever Olympic appearance.



STEVEN JACOBSON/USA BASKETBALL

Amanda Butler served as an assistant coach for the U.S. U19 World Championships Team that competed in Thailand during the 2009 summer.

GATORS & USA BASKETBALL

Amanda Butler

2009 USA U19 World Championship Team, Asst. Coach (Gold)

Tammy Jackson

1991 World University Games (Gold Medalist)
1992 USA Olympic Team (Bronze Medalist)

Merlakia Jones

1994 USA Select Team
1995 World University Games (Gold Medalist)
2002 Senior National Team - Spring Training Roster

Brandi McCain

1999 World University Games (Silver Medalist)

2000 USA Jones Cup Team
2000 USA Select Team

LaTonya McGhee

1993 World University Games (Bronze Medalist)

DeLisha Milton

1994 USA Olympic Festival South Team (Gold Medalist)
1997 World University Games (Gold Medalist)
1997 USA Senior National Team
1998 USA Senior National Team
1999 USA National Team
2000 USA Olympic Team (Gold Medalist)
2002 USA World Championship Team (Gold Medalist)
2004 USA Olympic Team (injured)
2006 USA World Championship Team (Gold Medalist)

**MERLAKIA JONES****LATONYA MCGHEE****MURRIEL PAGE****CAROLYN PECK****BRIDGET PETTIS****CAROL ROSS****RHVONJA SMITH****SOPHIA WITHERSPOON**

2007-08 USA Women's Senior National Team
2008 USA Olympic Team (Gold Medalist)

Murriel Page

1995 U.S. Olympic Festival South Team
1997 Wm. Jones Cup Team (Silver Medalist)

Carolyn Peck

2004 USA Junior World Championships Qualifying Team, Asst. Coach (Gold Medalist)

Bridget Pettis

1991 U.S. Olympic Festival West Team (Bronze Medalist)

Carol Ross

1998 USA Select Team, Head Coach

Rhvonja Smith

1989 U.S. Olympic Festival South Team (Bronze Medalist)

Sophia Witherspoon

1989 U.S. Olympic Festival South Team (Bronze Medalist)
1993 World University Games (Bronze Medalist)

GATORS & GREAT BRITAIN BASKETBALL

Azania Stewart

2009 World University Games (Sixth Place)
2009 Senior National Team
2010 Standard Life Team
2011 Standard Life Team; European Championships
2012 Great Britain Olympic Team

GATOR OLYMPIANS



TAMMY JACKSON

1992 Olympian
United States - Bronze Medalist



DeLISHA MILTON-JONES

2000 & 2008 Olympian
United States - Two-Time Gold Medalist



AZANIA STEWART

2012 Olympian
Great Britain





RECORDS

FLORIDA WOMEN'S BASKETBALL

TEAM SUPERLATIVES, OVERTIME GAMES AND STREAKS

MISCELLANEOUS TEAM RECORDS

Consecutive Wins				
Gms	Began	Ended	Broken by	Score
15	11/17/08	1/11/09	Auburn	81-65
12	12/20/93	2/6/94	Vanderbilt	82-65
11	11/27/05	1/8/06	Georgia	89-70
9*	11/17/00	12/22/00	Colorado	92-62
9*	11/24/95	12/19/95	Illinois	67-53
9*	11/28/84	12/20/84	Pittsburgh	72-68
9*	11/26/83	1/4/84	Vanderbilt	86-77

*also season-opening win streaks

Consecutive Conference Wins				
Gms	Began	Ended	Broken by	Score
7	1/15/09	2/13/09	Vanderbilt	84-68
6	1/18/01	2/11/01	Tennessee	103-73
5	1/18/04	2/12/04	Miss. State	88-76
5	1/4/97	1/29/97	Georgia	86-73
5	2/8/95	3/4/95	Georgia	88-71
5	1/4/94	2/6/94	Vanderbilt	82-65
4	1/13/02	1/31/02	Tennessee	86-66
4	1/5/79	1/29/79	Vanderbilt	67-65
4	1/28/98	2/14/98	Alabama	73-51

Consecutive Home Wins				
Gms	Began	Ended	Broken by	Score
21	3/14/97	12/21/98	Purdue	84-76
20	12/12/93	2/1/95	Tennessee	76-69
16	1/30/00	2/11/01	Tennessee	103-73
15	1/15/12	1/13/13	Tennessee	78-75
14	3/24/08	2/19/09	Arkansas	83-74
9	3/18/10	1/13/11	Tennessee	40-83
9	11/27/05	1/12/06	Kentucky	80-65
8	12/26/07	1/24/08	Georgia	82-55
8	2/14/02	1/12/03	Georgia	105-62

7-twice, last during 1996-97 season

Consecutive Non-Conference HOME Wins				
Gms	Began	Ended	Broken by	Score
32	12/31/91	12/4/96	Georgetown	78-75
21	2/9/83	12/16/85	East Carolina	56-55
17	11/9/07	11/17/09	Florida State	66-62
15	11/14/11	active entering 2013-14		
15	2/10/88	1/16/90	Miami	85-73
14	11/16/01	12/30/03	Baylor	71-54
11	12/28/09	11/11/11	Michigan	66-69
10	1/15/86	12/12/87	Miami	69-68

Consecutive Non-Conference Wins				
Gms	Began	Ended	Broken by	Score
17	1/23/84	12/20/84	Pittsburgh	72-68
14	11/17/08	3/24/09	Connecticut	87-59
10	12/20/93	3/16/94	Texas A&M	78-76
10	11/27/05	3/18/06	New Mexico	83-59
9	11/17/00	12/22/00	Colorado	98-62

Consecutive Losses				
Gms	Began	Ended	Broken by	Score
13	1/9/03	2/27/03	Mississippi	78-64
13	12/29/06	2/18/07	Alabama	66-64
7	1/15/80	2/7/80	Miss. State	68-62

5 – five times – most recent:
2/2/86 2/17/86 So. Miss. 91-80 (OT)

Consecutive Home Losses				
Gms	Began	Ended	Broken by	Score
8	12/29/06	2/25/07	Kentucky	83-79
6	1/12/03	2/27/03	Mississippi	78-64
5	1/2/80	2/15/80	Central Fla.	88-82
4	1/14/99	1/31/99	Vanderbilt	78-69
4	1/17/87	2/9/87	South Fla.	72-51

3 – six times – most recent:
1/13/13 2/13/13 Alabama 87-54

Consecutive Conference Losses				
Gms	Began	Ended	Broken by	Score
19	2/2/86	1/23/88	Kentucky	68-64
14	1/13/82	2/26/83	Vanderbilt	69-66
12	2/24/02	2/27/03	Mississippi	78-64
12	2/8/80	1/9/82	Vanderbilt	81-71
11	1/4/07	2/18/07	Alabama	66-64
7	1/21/89	3/1/89	Kentucky	67-64
7	1/27/88	1/14/89	Alabama	76-75

Greatest Comeback Victories		
Deficit (time in game)	Opponent	Final Score
20 pts (11:52, 2nd half)	at Alabama, 1/4/92	103-101 (2ot)
17 pts (0:02, 1st half)	at Ole Miss, 3/2/08	72-66
17 pts (0:33, 1st half)	at Pepperdine, 12/18/99	73-70
16 pts (15:03, 2nd half)	at Charlotte, 11/30/05	93-80
16 pts (19:00, 2nd half)	at Miami, 12/1/99	85-77
15 pts (15:23, 2nd half)	UMASS, 12/28/02	78-70 (2ot)
15 pts (19:23, 2nd half)	AUBURN, 2/26/95	62-54 (ot)

MISCELLANEOUS TEAM RECORDS

Wins, Season	24, 1994-95, 1996-97, 2000-01 & 2008-09
Winning Percentage, Season	.80.0% (24-6), 2000-01
Consecutive Winning Seasons	13 years, 1988-89 thru 2001-02
Home Victories, Season	16 (16-0 record), 1997-98
Road Victories, Season	12 (12-5 record), 1984-85
Conference Victories, Season	11 (11-3 record), 2000-01
Biggest improvement, all-time	(+10) 9-22 in 2007 to 19-13 in 2008; (+10) 9-19 in 2003 to 19-11 in 2004; (+8 wins) 11-16 in 1983 to 19-9 in 1984
Consec. games scoring 3-pointer, all-time	215 (started 3/25/00 at Arkansas through 11/26/07 vs. STETSON; halted 11/28/07 at Jacksonville); 114 (12/30/92 - 11/22/96) started vs. ILLINOIS (12/30/92) - through Miami (11/22/96)
Consec. games scoring 3-pointer, Season	.33 (entire 1995 season)

TEAM GAME RECORDS

Points (Home)	112 vs. LYNN (2/16/95)
Points (Away)	112 vs. Florida Atlantic (1/11/95)
Points (Neutral)	100 vs. South Florida at FAIAW Championships (2/22/80)
Points (Opponent)	132 vs. Mississippi College (3/11/76)
Points (Both Teams)	204 vs. Alabama (1/4/92, won 103-101, 2ot)
Largest margin of victory	69 (112-43) vs. LYNN (2/16/95)
Largest margin of defeat	83 (49-132) vs. Mississippi College (3/11/76)
Largest margin of victory (SEC)	.50 (95-45) vs. MISS. ST (2/24/96)
Largest margin of defeat (SEC opp)	.74 (44-118) vs. Tennessee (2/8/80)
Largest margin of defeat (SEC game)	.55 vs. AUBURN (1/31/87)

OVERTIME GAMES (17-20 RECORD)

VALDOSTA ST. (11/22/75)	L	68-71
MISSISSIPPI ST. (1/3/81)	L-2ot	91-98
N. Carolina (Stanford, Fla., 11/26/82)	L	95-97
SO. MISSISSIPPI (2/17/86)	W	91-80
MISSISSIPPI ST. (1/20/90)	W	91-87
FLORIDA ST. (12/17/90)	L	78-79
Richmond (12/30/90)	L	70-72
TENNESSEE (1/16/91)	L-2ot	70-71
ALABAMA (2/9/91)	W	93-90
Florida State (12/15/91)	L	78-90
Alabama (1/4/92)	W-2ot	103-101
Mississippi (1/9/93)	W-2ot	69-65
Furman (12/8/93)	W	89-86
Southern Miss. (12/10/94)	L	92-93
Texas (1/25/95)	W	82-71
AUBURN (2/26/95)	W	62-54
TEXAS (11/28/95)	W	67-64
Texas (11/26/96)	L-2ot	84-97
Arkansas (2/2/97)	W	79-66
Arizona (Piscataway, NJ, 3/12/99)	L	84-87
Georgia (2/3/00)	L	76-81
Florida State (11/29/01)	W	78-74
UC Santa Barbara (11/29/02)	L	70-73
MASSACHUSETTS (12/28/02)	W-2ot	78-70
RICHMOND (12/21/04)	L-2ot	77-79
TENNESSEE (2/3/05)	L	82-91
LSU (2/16/06)	W	79-78
Tennessee (2/26/06)	W	95-93
TEMPLE (1/2/07)	L	80-85
TCU (12/16/07)	W	80-76
AUBURN (1/7/10)	W-2ot	71-68
MISSISSIPPI STATE (2/7/10)	W-2ot	80-78
VANDERBILT (2/6/11)	L-2ot	97-103
Charlotte (3/24/11)	L	77-81
Arkansas (1/29/12)	L-2ot	72-73
Vanderbilt (2/16/12)	L	69-75
TENNESSEE (1/13/13)	L	75-78

CAPS indicates home game

Double-Figure Records

Career Triple-Doubles

1	DeLisha Milton vs. Bethune-Cookman, 2-2-94 (11 points, 11 rebounds, 10 steals)
1	Vanessa Hayden vs. Kent State, 12-29-01 (17 points, 12 rebounds, 10 blocks)

Career Double-Doubles

65	Murriel Page	1995-98
58	Quientella Bonner	1976-81
51	Tammy Jackson	1981-85
50	Vanessa Hayden	2001-04
47	DeLisha Milton	1994-97
45	LaTonya McGhee	1989-93
29	Keturah Bell	1982-86
28	Jennifer George	2009-13
28	Merlakis Jones	1991-95
27	Naomi Mobley	1998-01

Double-Doubles in a Season

27	Murriel Page	1998
21	Tammy Jackson	1983
18	Quientella Bonner	1977
18	Murriel Page	1997
17	DeLisha Milton	1994
17	Vanessa Hayden	2004
16	Tammy Jackson	1982
15	Jennifer George	2012
15	Vanessa Hayden	2002
15	LaTonya McGhee	1991
15	Merlakis Jones	1994
15	Quientella Bonner	1978
14	Murriel Page	1996
14	Quientella Bonner	1981
13	Naomi Mobley	2001
11	Vanessa Hayden	2001

Consecutive Double-Doubles

13	Murriel Page	1997-98
10	Quientella Bonner	1976-77
10	Tammy Jackson	1982-83
8	Jennifer George	2011-12
8	Murriel Page	1997-98
8	Quientella Bonner	1976-77
7	LaTonya McGhee	1992-93
7	LaTonya McGhee	1991-92
7	Tammy Jackson	1981-82
6	Murriel Page	1996-97

(all points-rebounds unless noted)

Double-Figure Scoring Games, Career

100	DeLisha Milton (1994-97)
100	Murriel Page (1995-98)
94	Sha Brooks (2005-09)
90	Tammy Jackson (1982-85)
86	Brandi McCain (1998-02)
80	Vanessa Hayden (2001-04)
79	Tonya Washington (1998-00)
76	Marsha Dotson (2005-09)
75	Keturah Bell (1982-85)
62	Jennifer George (2009-13)
*59	Quientella Bonner (1976-77, 1978-81)

*not including 1978 season

ANNUAL FINAL TEAM STATS

GATORS

Year	G	FG	FGA	Pct	3P	3PA	Pct	FT	FTA	Pct	Off	Def	Tot	Avg	PF	AT	T0	BL	ST	Pts	Avg	Score Diff	Reb Diff
1978	26	860	1927	.446	—	—	—	240	407	.590	—	—	1137	43.7	517	333	550	—	—	1960	75.4	-0.1	-1.1
1979	26	848	1886	.450	—	—	—	309	482	.641	—	—	1019	39.2	594	316	—	—	—	2005	77.1	-2.2	—
1980	29	843	2094	.399	—	—	—	353	551	.641	—	—	1203	41.5	598	404	632	47	329	2021	69.7	-11.2	-5.3
1981	28	793	1881	.422	—	—	—	342	505	.677	—	—	1288	46.0	579	337	695	146	283	1928	68.8	-4.9	-1.2
1982	29	911	1876	.486	—	—	—	381	563	.677	—	—	1244	42.9	587	513	624	82	228	2203	76.0	+2.1	+2.5
1983	27	826	1770	.467	—	—	—	316	518	.610	—	—	1191	44.1	571	313	540	73	212	1968	72.9	-0.9	+5.0
1984	28	878	1765	.497	—	—	—	288	448	.643	—	—	1205	43.0	470	408	527	139	234	2044	73.0	+13.9	+11.2
1985	31	966	2037	.474	—	—	—	366	590	.620	—	—	1313	42.4	578	494	610	110	448	2298	74.1	+13.3	+5.7
1986	28	767	1755	.437	—	—	—	272	430	.633	—	—	1082	38.6	525	444	527	58	171	1806	64.5	-5.3	-2.7
1987	28	807	1742	.463	—	—	—	339	499	.679	—	—	1062	37.9	578	461	589	52	260	1953	69.8	-4.3	-0.1
1988	27	712	1647	.432	18	65	.277	280	455	.615	353	579	1069	39.6	569	430	604	83	290	1758	65.1	-8.1	-0.5
1989	29	902	1854	.433	26	92	.283	383	608	.630	468	654	1239	42.7	668	450	634	47	304	2065	71.2	-0.9	+2.9
1990	28	749	1684	.445	28	112	.250	372	624	.596	459	690	1301	46.5	578	462	572	75	250	1954	69.8	+0.8	+9.4
1991	28	745	1638	.455	63	184	.342	415	640	.648	459	683	1279	45.7	554	447	591	65	292	2094	74.8	+5.9	+9.2
1992	28	787	1861	.423	105	340	.309	396	629	.630	454	672	1266	45.2	588	365	531	55	240	2075	74.1	+1.8	+6.1
1993	29	847	2056	.412	107	416	.257	348	538	.647	460	651	1259	43.4	623	404	479	52	331	2149	74.1	+7.6	+2.3
1994	29	840	2025	.415	135	467	.289	434	681	.637	514	750	1420	49.0	578	380	496	63	294	2249	77.6	+10.0	+8.8
1995	33	1041	2267	.459	117	418	.280	426	693	.615	519	812	1465	44.4	631	493	581	89	407	2625	79.5	+15.4	+5.9
1996	30	782	1921	.407	131	456	.287	387	643	.602	414	755	1344	44.8	587	432	483	62	270	2082	69.4	+7.4	+4.2
1997	33	919	2116	.434	134	450	.298	472	686	.688	479	776	1425	43.2	593	558	587	94	332	2444	74.1	+10.0	+5.9
1998	32	887	1924	.461	110	351	.313	442	678	.652	428	785	1399	43.7	593	521	632	65	238	2326	72.7	+9.0	+9.7
1999	33	965	2200	.439	136	422	.322	475	720	.660	499	912	1411	42.8	668	528	583	85	272	2541	77.0	+4.7	+4.2
2000	34	999	2304	.434	99	318	.311	549	804	.683	602	879	1481	43.6	727	504	649	91	347	2646	77.8	+5.8	+5.2
2001	30	845	1956	.432	157	519	.303	506	722	.701	498	856	1354	45.1	578	440	491	165	319	2353	78.4	+5.1	+7.9
2002	29	776	1948	.398	133	444	.300	353	567	.623	491	779	1270	43.8	497	379	476	155	291	2038	70.3	+3.7	+3.6
2003	28	668	1793	.373	128	448	.286	334	486	.687	418	767	1185	42.3	481	347	521	113	239	1798	64.2	-6.8	-1.6
2004	30	813	1916	.424	156	458	.341	430	615	.699	469	824	1293	43.1	550	451	468	162	220	2212	73.7	+5.1	+5.0
2005	29	688	1724	.399	169	509	.332	388	535	.725	432	663	1095	37.8	509	418	478	90	278	1933	66.7	+0.9	+0.1
2006	30	756	1844	.410	162	527	.307	445	594	.749	425	705	1130	37.7	497	398	498	76	302	2119	70.6	+3.3	-1.2
2007	31	741	1956	.379	157	551	.285	488	667	.732	432	792	1224	39.5	557	318	533	78	291	2127	68.6	-5.5	-3.3
2008	33	825	2029	.407	179	585	.306	428	613	.698	487	813	1300	39.4	520	417	634	105	310	2257	68.4	-0.9	+0.4
2009	32	858	1907	.450	221	605	.350	429	615	.698	468	772	1240	38.8	572	478	568	116	299	2366	73.9	+8.9	+2.3
2010	32	709	1857	.382	220	727	.303	357	521	.685	470	747	1217	38.0	560	439	599	120	289	1995	62.3	-1.7	-0.4
2011	35	872	2117	.412	195	575	.339	392	586	.669	559	873	1432	40.9	583	448	614	156	255	2331	66.6	+2.1	+4.4
2012	33	835	2073	.403	176	599	.294	382	597	.645	597	811	1408	42.7	554	459	560	138	298	2228	67.5	+6.8	+5.3
2013	37	995	2303	.432	181	552	.328	440	665	.662	521	972	1493	40.4	621	482	623	147	329	2611	70.6	+5.4	+3.2

Boldface indicates program record

OPPONENTS

Year	G	FG	FGA	Pct	3P	3PA	Pct	FT	FTA	Pct	Off	Def	Tot	Avg	PF	AT	T0	BL	ST	Pts	Avg
1978	26	812	1957	.415	—	—	—	338	601	.562	—	—	1165	44.8	441	321	490	—	—	1962	75.5
1979	26	—	—	—	—	—	—	—	—	—	—	—	—	—	—	—	—	—	—	2062	79.3
1980	29	974	2048	.475	—	—	—	403	603	.668	—	—	1358	46.8	535	415	650	65	336	2347	80.9
1981	28	835	2084	.401	—	—	—	396	634	.625	—	—	1322	47.2	543	349	562	77	316	2066	73.7
1982	29	896	2076	.432	—	—	—	352	583	.604	—	—	1171	40.4	566	398	512	72	320	2144	73.9
1983	27	781	1800	.434	—	—	—	430	642	.670	—	—	1057	39.1	529	272	448	51	286	1994	73.8
1984	28	688	1706	.403	—	—	—	280	414	.676	—	—	891	31.8	490	261	510	80	240	1656	59.1
1985	31	740	1837	.403	—	—	—	405	602	.673	—	—	1138	36.7	603	336	685	61	313	1886	60.8
1986	28	797	1801	.443	—	—	—	360	567	.635	—	—	1157	41.3	487	460	441	38	236	1955	69.8
1987	28	813	1757	.463	—	—	—	449	673	.667	—	—	1064	38.0	473	361	546	71	253	2075	74.1
1988	27	740	1572	.471	26	94	.277	418	654	.639	348	590	1083	40.1	450	459	555	96	283	1976	73.2
1989	29	702	1574	.446	62	154	.403	501	759	.660	397	621	1153	39.8	534	404	603	49	250	2091	72.1
1990	28	672	1578	.426	57	180	.317	417	632	.660	352	547	1039	37.1	527	370	515	53	235	1932	69.0
1991	28	594	1407	.422	114	293	.389	399	618	.646	318	547	1022	36.5	573	430	598	64	285	1929	68.9
1992	28	734	1746	.420	84	249	.337	472	654	.722	402	692	1094	39.1	540	380	531	53	222	2024	72.3
1993	29	687	1679	.409	93	319	.292	461	662	.696	407	786	1193	41.1	526	407	633	80	194	1929	66.5
1994	29	721	1833	.393	139	472	.294	379	570	.665	403	763	1166	40.2	623	420	589	56	200	1960	67.6
1995	33	771	1967	.392	172	530	.325	400	643	.622	454	816	1270	38.5	634	455	746	49	270	2114	64.1
1996	30	653	1785	.366	162	528	.307	393	599	.656	419	799	1218	40.6	595	383	569	70	242	1861	62.0
1997	33	765	1997	.383	194	586	.331	391	581	.673	454	777	1231	37.3	630	422	673	94	232	2115	64.1
1998	32	767	1941	.395	128	497	.258	377	588	.641	403	684	1087	34.0	608	397	592	57	252	2039	63.7
1999	33	892	2081	.429	128	433	.296	473	709	.667	410	865	1275	38.6	644	447	632	90	250	2385	72.3
2000	34	892	2088	.427	133	457	.291	531	789	.673	462	843	1305	36.4	689	497	703	76	246	2448	72.0
2001	30	645	1750	.369	153	472	.324	458	658	.696	366	750	1116	37.2	622	385	592	90	204	1901	63.4
2002	29	722	1774	.407	136	440	.309	351	538	.652	374	793	1167	.402	528	402	529	93	218	1931	66.6
2003	28	749	1855	.404	155	474	.327	336	520	.646	442	788	1230	.439	443	455	480	122	255	1989	71.0

FLORIDA TEAM - GAME RECORDS

FLORIDA - GAME HIGHS

POINTS

112	LYNN (2/16/95)
112	at Florida Atlantic (1/11/95)
111	WEST FLORIDA (12/9/84)
110	CENTRAL FLORIDA (2/10/98)
109	at St. Leo (12/9/84)
108	FLORIDA ATLANTIC (2/26/92)
107	SOUTH FLORIDA (12/5/77)
106	FLORIDA STATE (2/11/99)
104	at Tampa (12/15/84)
103	at Alabama (1/4/92)
103	FURMAN (12/6/92)
102	FLORIDA ATLANTIC (2/17/94)
102	FLORIDA STATE (Feb. 78)
101	SOUTH ALABAMA (12/12/93)
101	FURMAN (12/6/92)
101	MIAMI (2/9/76)
100	KENTUCKY (1/4/98)
100	TENN. STATE (12/28/00)
100	vs. South Florida (2/22/79)

FIELD GOALS MADE

50	at Florida Atlantic (1/11/95)
50	SAINT LEO (2/8/84)
50	WEST FLORIDA (12/9/84)
49	SOUTH FLORIDA (12/5/77)

FIELD GOAL ATTEMPTS

104	at Florida State (2/24/79)
97	VANDERBILT (2/6/11)
93	FLORIDA STATE (1/10/79)
89	FLORIDA ATLANTIC (2/17/94)
89	FURMAN (12/6/92)
89	SAINT LEO (2/8/84)
89	CENTRAL FLORIDA (2/15/80)
89	FLORIDA STATE (1/15/80)
89	FLORIDA TECH (1/10/77)

FIELD GOAL PERCENTAGE

.676	(50-74) at Florida Atlantic (1/11/95)
.673	(35-52) at Central Florida (2/13/79)
.657	(16-48) at Tampa (12/15/84)
.641	(41-64) SOUTH FLORIDA (1/18/95)
.621	(36-58) at Miami (2/20/80)

3-PT FIELD GOALS MADE

13	at Arkansas (2/01/09)
12	vs FIU (11/29/09)
11	at Ole Miss (1/31/10)
11	at Alabama (2/5/09)
11	UAB (11/24/09)
11	TEMPLE (12/04/04)
11	at Tennessee (2/28/08)
11	TCU (12/16/07)
11	at Richmond (11/25/03)
11	MISSISSIPPI ST. (2/24/96)
11	vs FIU (3/15/97)
11	UNF (1/19/12)

3-PT FG ATTEMPTS

34	UNF (1/19/12)
33	AUBURN (1/7/10)
32	at Rutgers (12/07/09)
32	WASHINGTON (3/18/01)
32	RICHMOND (11/25/03)
32	MISSISSIPPI ST (2/11/07)

3-PT FG PERCENTAGE

.673	(8-13) at Georgia (1/22/92)
.667	(8-12) at Texas A&M (2/14/13)
.667	(6-9) OHIO (12/31/91)
.647	(11-17) at Alabama (2/05/09)
.636	(7-11) TROY (12/4/12)
.625	(5-8) FURMAN (12/6/92)
.619	(13-21) at Arkansas (2/01/09)

FREE THROWS MADE

42	ALABAMA STATE (12/28/06)
33	at James Madison (11/22/80)
32	vs Arkansas (3/02/00)
32	ALABAMA ST (12/8/90)
31	FLORIDA STATE (2/11/99)
31	PROVIDENCE (1/25/01)

FREE THROW ATTEMPTS

54	ALABAMA STATE (12/28/06)
48	at Arizona State (12/29/90)
46	CALIFORNIA (12/19/99)
45	ARKANSAS STATE (11/14/98)
44	PROVIDENCE (1/25/01)
44	vs. Vanderbilt (3/2/96)

FREE THROW PERCENTAGE

1.000	(11-11) TEMPLE (1/02/07)
.950	(19-20) at Ole Miss (2/8/97)
.947	(18-19) SOUTH FLORIDA (2/23/80)
.941	(16-17) at Vanderbilt (1/14/07)
.941	(16-17) FLORIDA A&M (12/01/09)

REBOUNDS

72	at Mississippi College (12/3/88)
70	NEW HAMPSHIRE (12/28/91)
69	FLORIDA SOUTHERN (12/2/89)
67	MIAMI (1/28/94)
66	SOUTH FLORIDA (Nov. 1977)

ASSISTS

31	NORTHWESTERN ST (12/19/86)
31	SOUTH FLORIDA (12/9/89)
31	at St. Leo (12/8/84)
31	WEST FLORIDA (12/9/84)
30	STETSON (11/27/05)
30	BARRY (12/4/90)
30	at Miami (2/20/80)

STEALS

28	RADFORD (1/10/85)
24	BETHUNE-COOKMAN (2/2/94)
24	CENTRAL FLORIDA (1/13/93)
23	SW TEXAS (12/05/98)
23	FORDHAM (1/17/00)
23	BETHUNE-COOKMAN (12/6/94)
23	FLORIDA SOUTHERN (12/2/87)
23	CENTRAL FLORIDA (2/15/80)

BLOCKED SHOTS

14	UCF (11/13/10)
14	HARVARD (12/20/83)
13	ALABAMA STATE (12/20/10)
13	COLORADO (12/22/00)
13	KENT STATE (12/29/01)
11	FLORIDA STATE (11/26/02)
10	ARKANSAS (2/08/01)
10	SOUTH FLORIDA (12/08/01)
10	OLE MISS (1/24/13)

TURNOVERS

41	vs Mississippi College (12/3/88)
39	vs FAMU (12/20/80)
36	at Kentucky (12/15/78)
34	SOUTH CAROLINA (12/1/79)
33	vs Houston (12/06/02)
33	at Nebraska (11/17/07)
33	vs Florida A&M (3/4/82)
33	vs North Carolina (11/21/80)

FOULS

35	at South Alabama (2/13/91)
35	STETSON (12/3/85)
34	ARKANSAS (2/22/04)
33	at Miami (11/29/89)
31	AUBURN (1/20/00)
31	COLORADO (12/22/00)
31	at Mississippi St. (1/21/89)
31	STETSON (1/21/88)
31	SOUTH FLORIDA (1/26/81)

FLORIDA - GAME LOWS

POINTS

28	vs. Florida State (late 1975)
30	LSU (2/11/10)
34	at LSU (2/22/86)
38	at Rutgers (12/07/09)
38	GEORGIA (2/24/05)

FIELD GOALS MADE

11	LSU (2/11/10)
11	at Rutgers (12/07/09)
13	TENNESSEE (2/09/03)
14	AUBURN (1/31/87)
15	vs Rutgers (12/2/12)
15	at Tennessee (2/10/11)
15	TENNESSEE (1/13/11)
15	at Tennessee (2/17/90)

FIELD GOAL ATTEMPTS

35	CENTRAL FLORIDA (12/6/89)
41	vs Arizona State (12/29/90)
43	at Alabama State (2/3/85)
44	TEXAS-ARLINGTON (12/19/05)
44	at Mississippi State (1/10/13)
46	at South Carolina (1/9/11)
46	UAB (11/24/09)

FIELD GOAL PERCENTAGE

.196	(11-56) LSU (2/11/10)
.213	(13-61) TENNESSEE (2/9/03)
.214	(15-70) TENNESSEE (1/13/11)
.220	(11-50) at Rutgers (12/07/09)
.243	(19-78) vs Western Kentucky (1/21/77)
.250	(15-60) at Tennessee (2/10/11)
.250	(17-68) at Connecticut (12/8/91)

3-PT FIELD GOALS MADE

0	multiple times, last OLD DOMINION (11/30/10)
1	multiple times, last GEORGIA (2/17/13)

3-PT FG ATTEMPTS

0	SOUTH FLORIDA (12/9/89)
0	MISSISSIPPI ST (1/13/88)
1	vs. UMBG (3/18/11)
2	TENNESSEE (2/18/89)
2	at Florida State (12/3/94)
3	MISSISSIPPI ST (2/20/00)

3-PT FG PERCENTAGE (8 att. Min)

.000	(0-11) OLD DOMINION (11/30/10)
.000	(0-12) SOUTH CAROLINA (2/8/92)
.000	(0-9) ILLINOIS (12/19/98)
.000	(0-11) at Jacksonville (11/28/07)
.053	(2-23) ALABAMA (2/28/10)
.059	(1-17) FLORIDA GULF COAST (3/24/08)
.059	(1-17) at Tennessee Tech (12/4/92)

FREE THROWS MADE

0	at Tennessee (2/14/10)
0	at LSU (2/22/86)
1	PENN STATE (1/08/00)
1	at Drexel (4/3/13)
1	vs Alabama (3/3/83)
2	at Brown (12/5/10)
2	COLORADO (12/21/01)
2	at Charlotte (3/27/13)

FREE THROW ATTEMPTS

0	at Tennessee (2/14/10)
2	PENN STATE (1/08/00)
2	at Drexel (4/3/13)
3	at Brown (12/5/10)
3	at LSU (2/22/86)
4	COLORADO (12/21/01)
4	ALABAMA (1/05/06)
4	SAINT LEO (2/8/84)
4	vs Alabama (3/3/83)

FREE THROW PCT (9 att min)

.250	(3-12) KENT STATE (12/29/01)
.357	(5-14) at Georgia (1/27/13)
.375	(9-24) vs Northeastern (12/28/88)
.385	(xxx) at Richmond (12/30/90)
.391	(9-23) ARKANSAS (1/18/92)
.400	(4-10) at Georgia (1/6/89)
.400	(4-15) MIAMI (12/12/87)

REBOUNDS

24	at LSU (1/23/11)
24	TENNESSEE (1/14/10)
24	at Vanderbilt (2/24/10)
25	at Auburn (1/6/11)
25	at Kentucky (2/14/87)
25	vs Auburn (2/22/85)
26	COLORADO (12/22/00)
26	vs Tennessee (3/06/09)
26	SOUTH FLORIDA (2/16/88)
26	at Drexel (4/3/13)

ASSISTS

0	vs Alabama (1/19/80)
3	at Mississippi State (2/09/06)
3	at LSU (2/22/86)
3	at Flagler (2/4/77)
3	at Western Kentucky (1/21/77)

STEALS

0	three times in 1994-95; 0 at LSU (2/22/86);
	at Kentucky (12/31/81)
1	at Vanderbilt (2/24/10)
1	vs Baylor (3/22/04)
1	GEORGIA (1/29/06)
1	AUBURN (1/22/91)
1	at Tennessee (1/31/84)
1	at Vanderbilt (1/29/79)

BLOCKED SHOTS

0	multiple times, last at James Madison (3/30/13)
---	---

TURNOVERS

3	ALABAMA (1/29/04)
6	vs. Vanderbilt (3/2/96)
6	vs. Alabama (1/16/82)
7	ALABAMA (2/27/00)
7	vs BYU (3/16/02)
7	vs Georgetown (11/29/86)
7	MISSISSIPPI ST (1/29/86)

FOULS

7	HARVARD (12/20/83)
7	SAVANNAH ST. (12/20/12)
8	vs. UMBG (3/18/11)
8	STETSON (11/27/05)
8	ALABAMA (1/13/08)
8	vs Arkansas (1/29/81)
9	vs. Arkansas (3/3/11)
9	FLORIDA A&M (1/02/08)
9	vs South Carolina (3/06/08)
9	GEO. WASHINGTON (1/26/03)
9	WICHITA STATE (12/11/89)
9	CLEVELAND ST (1/4/82)
9	vs. Arizona State (11/25/12)

INDIVIDUAL GAME RECORDS

Points (All-Time 30+ point games)

45	..	Quientella Bonner vs. UT Chattanooga (1/22/77)
44	Merlakia Jones vs. Texas (1/25/95)
39	Tonya Washington at Dayton (2/15/00)
39	Merlakia Jones vs. LSU (3/3/95)
39	...	Tammy Jackson vs. North Carolina (11/26/82)
37	Merlakia Jones vs. Miss. (1/21/95)
36	Murriel Page vs. ALABAMA (2/16/97)
36	Vanessa Hayden vs. OAKLAND (1/16/01)
36	Cheryl Fisher vs. MIAMI (2/18/80)
35	Brandi McCain at West Virginia (11/29/00)
35	Murriel Page vs. SOUTHERN CAL (3/17/97)
34	Merlakia Jones vs. ALABAMA (1/4/92)
34	Merlakia Jones vs. N.C. St. (1/29/94)
34	Tammy Jackson vs. Vanderbilt (1/31/82)
34	Tammy Jackson vs. Stetson (12/12/81)
34	Tammy Jackson vs. TENNESSEE (1/23/83)
33	Hollis Hindes vs. South Florida (2/9/82)
33	...	Sophia Witherspoon vs. FLORIDA ST (12/17/90)
32	DeLisha Milton vs. KANSAS ST. (12/30/96)
32	DeLisha Milton at Boise State (12/21/96)
31	DeLisha Milton vs. Alabama (1/15/95)
31	Sha Brooks vs. MISSISSIPPI STATE (1/8/09)
31	Tiffany Travis at S. Carolina (1/17/99)
31	Tonya Washington at LSU (2/24/00)
31	Vanessa Hayden vs. SANTA BARBARA (12/14/03)
31	Bernice Mosby vs. GEO. WASHINGTON (12/22/03)
31	DeLisha Milton vs. Florida State (11/23/96)
31	Terri Hartmann vs. CENTRAL FLORIDA (2/15/80)
30	Vanessa Hayden at South Florida (12/8/01)
30	Brandi McCain vs. FLORIDA ST (11/21/00)
30	Brandi McCain vs. SOUTH CAROLINA (1/28/01)

Field Goals

20	..	Quientella Bonner vs. UT Chattanooga (1/22/77)
18	...	Tammy Jackson vs. North Carolina (11/26/82)
17	Vanessa Hayden vs. OAKLAND (1/16/01)
17	Merlakia Jones vs. Miss. (1/21/95)
17	Merlakia Jones vs. Texas (1/25/95)
16	Tonya Washington at Dayton (3/15/00)
16	Tammy Jackson vs. Stetson (2/20/84)
15	DeLisha Milton vs. KANSAS ST. (12/30/96)
15	DeLisha Milton at Boise State (12/21/96)
15	Quientella Bonner vs. ROLLINS (2/10/77)
15	Cheryl Fisher vs. FLORIDA STATE (1/15/80)
15	Tammy Jackson vs. VANDERBILT (1/31/82)
15	Tammy Jackson vs. TENNESSEE (1/23/83)
15	Merlakia Jones vs. FLORIDA STATE (2/13/93)

Field Goal Attempts

37	...	Sophia Witherspoon vs. TENNESSEE (2/18/89)
30	..	Quientella Bonner vs. UT Chattanooga (1/22/77)
30	Merlakia Jones vs. Miss. (1/21/95)
29	Brandi McCain vs. Arkansas (3/2/01)
29	Brandi McCain vs. Washington (3/18/01)
28	Merlakia Jones vs. Texas (1/25/95)
28	Cheryl Fisher vs. FLORIDA STATE (1/5/80)
28	Bridget Pettis vs. West Virginia (11/22/91)
28	...	Tonya Washington vs. Boston College (12/28/99)
27	Brandi McCain vs. OAKLAND (1/16/01)
27	Quientella Bonner vs. Florida Tech (2/11/77)

.....	Doreen Landolfi vs. Georgia (1/5/79)
.....	Tammy Jackson vs. TENNESSEE (1/23/83)

Three-Point Field Goals Made

9	Carlie Needles vs. NORTH FLORIDA (11/19/12)
8	Bridget Pettis vs. GEORGIA (1/20/93)
7	Sha Brooks at Tennessee (2/28/08)
7	...	Talatha Bingham vs. CENTRAL FLORIDA (2/10/98)
7	Brandi McCain at South Carolina (1/21/01)
7	Brandi McCain vs. Washington (3/18/01)
6	Jordan Jones vs. MISS. STATE (2/23/12)
6	Jordan Jones vs. LaSalle (11/25/11)
6	Steffi Sorensen at Ole Miss (1/31/10)
6	Steffi Sorensen at Old Dominion (12/11/10)
6	Sha Brooks at Alabama (2/5/09)
6	Depree Bowden vs. FAMU (1/2/08)
6	Sha Brooks vs. Rutgers (11/18/06)
6	Tamia Williams vs. TEMPLE (12/4/04)
6	Brandi McCain at Lamar (12/6/01)
6	Brandi McCain at Alabama (2/25/01)
6	Brandi McCain at West Virginia (11/29/00)
6	Brandi McCain at Maine (11/25/00)
6	Talatha Bingham vs. Kentucky (1/28/98)
6	Talatha Bingham vs. FLA. INTERNAT'L (3/15/97)
6	Chanda Stebbins at Kentucky (2/13/97)
6	Kerry Cremeans vs. Alabama (1/4/92)
6	Tonya Washington at LSU (2/24/00)
5	several times

Consecutive Games Scoring a

3-Point FG

30	Brandi McCain (2000/01)
23	Jordan Jones (2010)
20	Steffi Sorensen (2009)
20	Bridget Pettis (1993)
19	Kerry Cremeans (1994)
18	Sha Brooks (2007)
16	Jordan Jones (2011)
15	Tiffany Travis vs. Mississippi (2/17/00)
15	Tashia Morehead (2005)
14	Tamia Williams (2005)
12	Jordan Jones (2012)
12	Bridget Pettis (1992)
12	Talatha Bingham (1999)
11	Sha Brooks (2006)
11	Talatha Bingham (1998)
10	Tishona Gregory (2004)
10	Brandi McCain (2001)

Three-Point Field Goals Attempted

26	Brandi McCain vs. Washington (3/18/01)
20	Brandi McCain vs. Arkansas (3/2/01)
17	Carlie Needles vs. NORTH FLORIDA (11/19/12)
16	Talatha Bingham vs. CENTRAL FLORIDA (2/10/98)
15	Bridget Pettis vs. Virginia (3/21/93)
14	Jordan Jones at Rutgers (12/7/09)
14	Brandi McCain at Tulane (12/2/01)
14	Brandi McCain at Miss. State (2/24/02)
14	Brandi McCain at Alabama (2/25/01)

.....	Brandi McCain at West Virginia (11/29/00)
.....	Brandi McCain at Georgia (1/11/01)
.....	Brandi McCain at South Carolina (1/21/01)
.....	Brandi McCain vs. SOUTH CAROLINA (1/28/01)

Free Throws

14	Terry Whitehead vs. Central Florida (1/28/82)
13	Bridget Pettis vs. South Florida (2/10/93)
13	Tombi Bell vs. South Carolina (1/30/00)
12	Jaterra Bonds vs. PACIFIC (12/7/12)
12	DeLisha Milton vs. GEORGIA (1/25/96)
12	Takilya Davis vs. TENN. (2/1/95)
12	Takilya Davis vs. Auburn (2/26/94)
12	Keturah Bell vs. Tennessee (2/2/86)
12	Hollis Hindes vs. SOUTH FLORIDA (2/9/82)
11	Jordan Jones vs. MISSISSIPPI STATE (2/7/10)
11	Sha Brooks vs. KENTUCKY (2/25/07)
11	Depree Bowden at TCU (12/8/06)
11	Sha Brooks vs. LIBERTY (12/29/05)
11	Naomi Mobley vs. Arkansas (3/2/00)
11	Murriel Page vs. ALABAMA (2/16/97)
11	Quientella Bonner vs. TENNESSEE TECH (12/12/78)
11	Tammy Jackson vs. TENNESSEE (11/28/81)
11	Lisa Born vs. GEORGIA (1/9/88)
11	Rhvonja Smith vs. Hofstra (12/29/88)
11	Rhvonja Smith vs. DETROIT (1/5/89)

Free Throw Attempts

18	Sha Brooks vs. TENNESSEE (2/8/09)
16	Sha Brooks vs. KENTUCKY (2/25/07)
16	Quientella Bonner vs. TENNESSEE TECH (12/12/78)
16	Tammy Jackson vs. TENNESSEE (11/28/81)
16	Hollis Hindes vs. SOUTH FLORIDA (2/9/82)
16	Bridget Pettis vs. SOUTH FLORIDA (2/10/93)
16	DeLisha Milton vs. GEORGIA (1/25/96)
16	Tombi Bell vs. SOUTH CAROLINA (1/30/00)
15	Jaterra Bonds vs. PACIFIC (12/7/12)
15	Keturah Bell vs. Tennessee (2/2/86)
15	Terry Whitehead vs. Central Florida (1/28/82)
15	Tiffany Travis vs. Mississippi (2/17/00)
14	...	Vanessa Hayden, SOUTH CAROLINA (1/22/04)
14	Tombi Bell vs. FLORIDA STATE (11/21/00)
14	Vanessa Hayden vs. PROVIDENCE (1/25/01)
14	Murriel Page vs. ALABAMA (2/16/97)

Rebounds

31	Quientella Bonner vs. GEORGIA SOUTHERN (1/8/77)
28	..	Quientella Bonner vs. UT Chattanooga (1/22/77)
28	Quientella Bonner vs. MIAMI (1/28/78)
27	Quientella Bonner vs. Florida State (1/12/77)
24	Quientella Bonner vs. Miami (2/8/77)
23	Tammy Jackson vs. UT Chattanooga (11/27/82)
22	Murriel Page vs. SOUTH CAROLINA (1/17/97)
21	DeLisha Milton vs. ARKANSAS (2/4/96)
21	DeLisha Milton vs. VANDERBILT (1/28/96)
20	Vanessa Hayden vs. ARKANSAS (2/21/01)
20	Murriel Page vs. TEXAS (11/25/97)

Assists

17	Brandi McCain vs. MIAMI (11/24/98)
16	Camille Ratledge vs. Austin Peay (12/28/89)

15	Camille Ratledge vs. GEORGIA SOUTHERN (12/18/89)
15	Camille Ratledge vs. Baptist College (1/25/88)
15	Camille Ratledge vs. SOUTH FLORIDA (1/31/89)
14	Camille Ratledge vs. MIAMI (1/16/90)
14	Camille Ratledge vs. Mississippi State (1/20/90)
14	Camille Ratledge vs. FLORIDA ATLANTIC (2/18/88)
14	Camille Ratledge vs. NORTHWESTERN STATE (12/18/86)
14	Kathy Bieniek vs. Miami (2/20/80)
14	Brandi McCain vs. FLORIDA ST (2/11/99)

Steals

10	Cathy Bell vs. MISSISSIPPI STATE (1/3/81)
10	DeLisha Milton vs. BETHUNE COOKMAN (2/2/94)
9	Sha Brooks vs. STETSON (12/18/06)
9	Brandi McCain vs. SW TEXAS (12/5/98)
9	...	Merlakia Jones vs. Georgia Southern (1/27/93)
8	Peggy Brookins vs. Alabama (3/11/76)
8	Terri Hartmann vs. CENTRAL FLORIDA (2/15/80)
7	Lonnika Thompson vs. OHIO (12/28/09)
7	Sha Brooks at Seton Hall (11/19/05)
7	Tishona Gregory vs. VANDERBILT (1/11/04)
7	Courtney Cooper vs. HIGH POINT (11/20/01)
7	Tombi Bell at Fordham (12/17/00)
7	Tombi Bell at Wisconsin (3/29/00)
7	DeLisha Milton at South Carolina (11/2/97)
7	Camille Ratledge vs. CLEMSON (12/15/86)
7	Camille Ratledge vs. Maryland Baltimore (12/31/86)
7	Kathy Bieniek vs. Miami (2/8/77)
7	Tammy Jackson vs. RADFORD (1/10/85)
7	Tammy Jackson vs. MERCER (2/6/82)

Blocked Shots

10	Vanessa Hayden vs. KENT STATE (12/29/01)
9	Jennifer George vs. ALABAMA STATE (12/20/10)
9	Vanessa Hayden vs. COLORADO (12/21/01)
9	Vanessa Hayden vs. FLORIDA STATE (11/26/02)
8	Vanessa Hayden at South Florida (12/8/01)
8	Quientella Bonner vs. ALABAMA (1/22/79)
7	Vanessa Hayden vs. KENTUCKY (2/8/04)
7	Vanessa Hayden vs. VANDERBILT (1/11/04)
7	Vanessa Hayden at Temple (1/2/04)
7	Vanessa Hayden vs. SANTA BARBARA (12/14/03)
7	Vanessa Hayden at Florida State (12/6/03)
7	Vanessa Hayden at Tennessee (1/31/02)
7	Vanessa Hayden vs. KENTUCKY (2/14/02)
7	Vanessa Hayden at Colorado (12/22/00)
7	Quientella Bonner vs. Florida State (2/26/77)
7	Quientella Bonner vs. GEORGIA (11/18/78)
7	Quientella Bonner vs. TENNESSEE TECH (12/12/78)
7	Quientella Bonner vs. FLORIDA STATE (1/10/79)
7	Quientella Bonner vs. AUBURN (2/3/79)
7	Quientella Bonner vs. S. Mississippi (12/18/80)
7	Quientella Bonner vs. INDIANA (1/8/81)

Boldface indicates occurrence during 2012-13 season; CAPS indicates home game

OPPONENT TEAM & INDIVIDUAL, GAME RECORDS

OPPONENT - GAME HIGHS

POINTS

132	at Mississippi College (3/11/76)
118 at Tennessee (2/8/80)
115 AT Valdosta State (1/26/77)
105 GEORGIA (1/12/03)
108 at Tennessee (2/21/88)
108 at Memphis (1/27/79)
108 at Valdosta State (Jan. 78)
105 vs Vanderbilt (3/02/07)
103 VANDERBILT (2/6/11)
103 TENNESSEE (2/11/01)
102 at BYU (12/29/87)
102 vs Florida State (2/24/79)
101 at Alabama (1/4/92)
101 at Georgia (1/8/89)
101 MISSISSIPPI COLLEGE (1/5/80)
101 vs Mississippi (3/8/79)
100 vs Florida State (late 78)

Most 1st-Half Points (from 1977 season)

60	Tennessee, 2/8/80
60	MEMPHIS ST, 1/27/79

Most 2nd-Half Points (from 1977 season)

62	TENNESSEE, 2/11/01
58	Tennessee, 2/8/80
57	Ole Miss, 2/2/91

FIELD GOALS MADE

47 at Memphis (1/27/79)
45 MISSISSIPPI STATE (1/3/81)
45 at Tennessee (2/8/80)
44 ILLINOIS (12/19/98)
43 GEORGIA (1/12/03)
43 at BYU (12/29/87)
43 AUBURN (1/31/87)

FIELD GOAL ATTEMPTS

102	MISSISSIPPI STATE (1/3/81)
97 at Florida State (12/4/78)
94 NORTHWESTERN ST. (12/18/86)
94 vs Mississippi (3/8/79)
93 CLEVELAND ST (1/4/82)

FIELD GOAL PERCENTAGE

.673	(35-52) Central Florida (2/13/79)
.660	(35-53) vs Vanderbilt (3/02/07)
.649	(37-57) vs Cal (11/17/06)
.643	(36-56) RICHMOND (11/25/03)
.631	(41-65) FLORIDA STATE (1/15/80)
.627	(42-67) vs Alabama (2/14/81)
.613	(38-62) LSU (2/15/04)

3-PT FIELD GOALS MADE

14	SOUTH CAROLINA (1/21/01)
14 at Vanderbilt (2/6/94)
13 at Vanderbilt (1/30/05)
13 at Vanderbilt (2/12/09)
13 GEORGIA (1/29/97)
12 at Florida Gulf Coast (11/14/08)
12 GEORGIA (1/18/04)
12 SOUTH CAROLINA (2/20/94)
11 at Pacific (12/9/11)
11 OLE MISS (1/24/13)

3-PT FG ATTEMPTS

46	SOUTH CAROLINA (2/20/94)
37	SOUTH FLORIDA (12/08/01)
35	MISSISSIPPI STATE (2/7/10)
34	MASSACHUSETTS (12/28/02)
34 Alabama (1/16/94)
34 TROY (12/4/12)
32 COLORADO STATE (11/19/98)
32 GEORGIA (1/18/04)
32 ALABAMA (1/15/95)

3-PT FG PERCENTAGE (8 att. min.)

.733	(11-15) vs Vanderbilt (3/02/07)
.733	(11-15) vs Mississippi St. (3/1/07)
.714	(10-14) vs VANDERBILT (3/06/03)
.688	(11-16) at Pacific (12/9/11)
.688	(11-16) TENNESSEE (1/19/03)
.688 (11-16) OLE MISS (1/24/13)
.667	(10-15) Mt. St. Mary's (12/27/88)
.625	(10-16) VANDERBILT (1/11/04)
.625	(5-8) KENTUCKY (1/1/12)
.625	(5-8) at Auburn (1/6/11)
.619	(13-21) Georgia (1/29/97)
.611	(11-18) HIGH POINT (12/21/09)

FREE THROWS MADE

43 COLORADO (12/22/00)
40 TENNESSEE (2/3/05)
38 ARKANSAS (2/22/04)
32 TENNESSEE (2/19/04)

32 TENNESSEE (1/23/83)
31 at Tennessee Tech (12/4/92)

FREE THROW ATTEMPTS

54 ARKANSAS (2/22/04)
49 COLORADO (12/22/00)
46 TENNESSEE (2/3/05)
46 vs Alabama (3/1/91)
43 at Old Dominion (12/11/09)
42 at Tennessee Tech (12/4/92)
42 vs Alabama (3/6/93)
42 AUBURN (2/3/79)

FREE THROW PCT (10 att. min.)

1.000	(10-10) vs. South Alabama (1/26/10)
1.000	(10-10) at Arkansas (1/26/06)
.955	(21-22) at Kentucky (2/18/10)
.933	(14-15) BAYLOR (12/30/03)
.917	(22-24) LSU (1/24/99)
.913	(21-23) TENNESSEE (2/21/93)
.900	(18-20) VANDERBILT (2/20/05)
.900	(18-20) Georgia (1/11/01)

REBOUNDS

73 at Florida State (12/3/80)
71 Western Kentucky (1/21/77)
67 AUBURN (2/3/79)
64	MASSACHUSETTS (12/28/02)
64 FLORIDA STATE (1/10/79)
63 TENNESSEE (2/18/89)
63 at Tennessee (2/8/80)

ASSISTS

30 GEORGIA (1/12/03)
29 LSU (1/23/03)
29 at Southern Miss (1/19/85)
29 at Kentucky (12/31/81)
29 at Alabama (12/15/80)

STEALS

27 SOUTH CAROLINA (12/1/79)
26 vs Houston (12/06/02)
25 at Mercer (11/19/79)
20 at Georgia (1/16/84)
20	MISSISSIPPI STATE (1/3/81)

BLOCKED SHOTS

12 at Tennessee (2/14/10)
12 VANDERBILT (2/26/83)
11 vs Ohio State (3/18/12)
11 vs Tennessee (3/07/08)
11 COLORADO (12/22/00)
11 AUBURN (2/02/06)
11 vs Florida State (2/26/77)
10 Vanderbilt (1/31/88)
10 at Vanderbilt (1/29/84)
10 VANDERBILT, 1/4/83

TURNOVERS

50 at Miami (1/12/80)
42	BETHUNE-COOKMAN (12/6/95)
42 CENTRAL FLORIDA (1/13/95)
42 FLORIDA SOUTHERN (12/2/87)
42 CENTRAL FLORIDA (1/13/93)

FOULS

45 CENTRAL FLORIDA (1/13/93)
36 ARKANSAS STATE (11/14/98)
34 ALABAMA STATE (12/28/06)
33 vs Arizona State (12/29/90)
33 INDIANA (1/8/81)
33 PACIFIC (12/7/12)

OPPONENT - GAME LOWS

POINTS

19 at Florida Tech (Jan. 1975)
23 ROLLINS (1/31/77)
28 Miami (2/8/77)
30 CHICAGO ST (12/20/00)
32 ALABAMA STATE (12/9/92)
32 FLORIDA STATE (2/13/84)

Fewest 1st-half Points (from 1977 season)

11 ROLLINS, 1/31/77
11 BETHUNE-COOKMAN, 2/2/94

Fewest 2nd-Half Points (from 1977 season)

8 Miami, 2/8/77
12 ROLLINS, 1/31/77
13 SOUTHERN U., 12/20/09

FIELD GOALS MADE

9 vs Bryan College (11/25/88)
9 ROLLINS (1/31/77)
11 at North Texas St. (12/3/83)
11 CHICAGO ST (12/20/00)

12 vs Manhattan (12/7/91)
12 ALA-HUNTSVILLE (12/13/90)

FIELD GOAL ATTEMPTS

31 vs Bryan College (11/25/88)
35 CENTRAL FLORIDA (12/6/89)
37 at South Alabama (2/13/90)
39 SAMFORD (12/28/11)
39 SOUTH FLORIDA (1/18/95)
40 CENTRAL FLORIDA (12/09/00)
40 ROLLINS (1/31/77)

FIELD GOAL PERCENTAGE

.161	(9-68) at North Texas St. (12/3/83)
.190	(12-63) vs Manhattan (12/7/91)
.200	(13-65) ALABAMA STATE (12/28/06)
.203	(14-69) SOUTHERN (12/20/09)
.220	(13-59) vs. Arkansas St. (12/9/95)

3-PT FIELD GOALS MADE

0 multiple times last
 DUQUESNE (12/21/11)
 vs St. John's (11/27/09)

3-PT FG ATTEMPTS

0 GEORGIA (1/6/90)
0 at Mississippi (2/4/89)
1	#1 TENNESSEE (1/21/99)
3 COPPIN ST. (12/10/08)
3 at New Mexico State (12/20/94)
3 vs. SW Louisiana (12/3/93)

3-PT FG PERCENTAGE (8 att min)

.000	(0-19) DUQUESNE (12/21/11)
.000	(0-12) vs Temple (3/22/09)
.000	(0-10) at Arkansas (1/16/93)
.000	(0-8) vs St. John's (11/27/09)
.000	(0-9) WISCONSIN-GB (1/3/00)
.056	(1-18) TEXAS-ARLINGTON (12/19/05)

FREE THROWS MADE

0	MISSISSIPPI (2/17/00)
0	HARVARD (12/20/83)
1 vs Villanova (11/29/98)
1	LIBERTY (12/29/05)
1 STETSON (11/26/07)

FREE THROW ATTEMPTS

2 at Oregon State (12/14/02)
3 STETSON (11/26/07)
3 at Miami (2/24/85)
4 ALABAMA (1/19/12)
4 SOUTH CAROLINA (1/14/96)
4 ALABAMA STATE (12/8/90)
4 SOUTH FLORIDA (1/10/84)

FREE THROW PERCENTAGE

.000	(0-5) MISSISSIPPI (2/17/00)
.200	(1-5) vs Villanova (11/29/98)
.250	(2-8) SOUTHERN U. (12/20/09)
.273	(6-22) VANDERBILT (1/31/99)
.278	(5-18) FLORIDA ST (1/14/87)

REBOUNDS

17 CENTRAL FLORIDA (12/6/89)
19 Florida Gulf Coast (3/21/11)
19 ARKANSAS (2/5/98)
20 SAMFORD (12/28/11)
21 WESTERN MICHIGAN (12/28/98)
22 ROLLINS (1/31/77)
23 SOUTH FLORIDA (1/18/95)
24 at South Carolina (1/9/11)
24 CENTRAL FLORIDA (12/09/00)

ASSISTS

1 LYNN (2/16/95)
1 TAMPA (11/26/83)
1 STETSON (1/5/83)
1 HAMPTON (11/22/11)
2 STETSON (11/20/08)
2 GA. SOUTHERN (1/6/92)
2 vs Maryland-BC (12/31/86)

STEALS

0 ALABAMA (1/29/04)
0 HARVARD (12/20/83)
1 GEORGIA (2/21/10)
1 at Alabama (2/16/03)
1 PITTSBURGH (12/21/08)
1 MISSISSIPPI ST (1/29/86)

BLOCKED SHOTS

0 multiple times, last:
 at LSU (2/2/12)

TURNOVERS

4 vs Alabama (2/12/83)
5	#9/8 ALABAMA (12/10/98)
6 vs BYU (3/16/02)
6 at Texas A&M (3/16/94)
7 OLE MISS (1/08/04)
7 vs Baylor (3/22/04)
7 CLEVELAND ST (1/4/82)

FOULS

6 PENN STATE (1/08/00)
6 GEORGIA (3/01/03)
6 CLEVELAND ST (1/4/82)
8 at Tennessee (2/10/11)
8 at Florida State (12/28/10)
9 at Tennessee (2/14/10)
9	MOREHEAD ST. (11/27/06)
9 at Georgia (3/01/09)
9 at Miami (1/24/89)
9 vs Alabama (1/29/81)

OPPONENT - INDIVIDUAL GAME

Points

46 Lisa McMullen, ALABAMA ST., 12/8/90
42 Shavonte Zellous, PITTSBURGH, 12/21/09
41 Valerie Still, KENTUCKY, 2/20/82
40 LaToya Thomas, Mississippi St., 2/24/02

Field Goals

18 Lisa McMullen, ALABAMA ST., 12/8/90 (18-48)
18 Valerie Still, KENTUCKY, 2/20/82 (18-24)

Field Goal Attempts

48 Lisa McMullen, ALABAMA ST., 12/8/90 (18-48)
30 Bev Burnett, Florida St., 2/

ALL-TIME HOME COURT RECORDS

INDIVIDUAL GATOR RECORDS

Points	
36	Vanessa Hayden, Oakland, 11/16/01
36	Cheryl Fisher, Miami, 2/18/80
35	Murriel Page, Alabama, 2/16/97
35	Murriel Page, SOUTHERN CAL., 3/17/97

Field Goals	
17	Vanessa Hayden, Oakland, 11/16/01
16	Tammy Jackson, Stetson, 2/20/84
15	by four players

Field Goal Attempts	
28	Cheryl Fisher, FSU, 1/15/80
27	by three players
26	Sha Brooks vs. Arkansas, 1/21/07

Three-Point FG	
9	Carlie Needles, UNF, 11/19/12 (9-17)
8	Bridget Pettis, Georgia, 1/22/92 (8-13)
7	Talatha Bingham, Central Florida, 2/10/98 (7-16)

Three-Point FG Attempts	
26	Brandi McCain, Washington, 3/18/01 (7-26)
17	Carlie Needles, UNF, 11/19/12 (9-17)
16	Talatha Bingham, Cent. Fla, 2/10/98 (7-16)
14	Brandi McCain, S. Carolina, 1/28/01 (5-14)
13	Bridget Pettis, Georgia, 1/22/92 (8-13)
13	Brandi McCain, Georgia, 2/01/01 (5-13)
13	Brandi McCain, Vanderbilt, 2/04/01 (4-13)

Free Throws	
13	Bridget Pettis, South Fla., 2/10/93 (13-16)
12	Hollis Hindes, South Fla., 2/9/82 (12-16)
11	Jordan Jones, Miss. State, 2/7/10 (11-11)
11	Sha Brooks, Kentucky, 2/25/07 (11-16)

Free Throws Attempted	
18	Sha Brooks, TENNESSEE, 2/8/09 (10-18)
16	Sha Brooks, Kentucky, 2/25/07 (11-16)
16	Bridget Pettis, South Fla., 2/10/93 (13-16)
16	Hollis Hindes, South Fla., 2/9/82 (12-16)
16	Tammy Jackson, Tennessee, 11/28/81 (11-16)

Rebounds	
22	Murriel Page, South Carolina, 1/17/98
21	DeLisha Milton, Arkansas, 2/4/96

Assists	
17	Brandi McCain vs. MIAMI (11/24/98)
15	Camille Ratledge vs. GEORGIA SOUTHERN (12/18/89)
	Camille Ratledge vs. SOUTH FLORIDA (1/31/89)
14	Camille Ratledge vs. MIAMI (1/16/90)
	Camille Ratledge vs. FLORIDA ATLANTIC (2/18/88)
	Camille Ratledge vs. NORTHWESTERN STATE (12/18/86)
	Brandi McCain vs. FLORIDA ST (2/11/99)

Steals	
9	Sha Brooks, Stetson, 12/18/06
8	Teri Hartmann, Cent. Fla., 2/15/80
7	by seven players - last by Lonnika Thompson, Ohio (12/28/09)

Blocked Shots	
10	Vanessa Hayden, Kent St, 12/29/01
9	Jennifer George vs. ALABAMA ST., 12/20/10
9	Vanessa Hayden, Florida State, 11/26/02
9	Vanessa Hayden, Colorado 12/21/01
7	Vanessa Hayden, Kentucky 2/8/04
	Vanessa Hayden, Vanderbilt 1/11/04
	Vanessa Hayden, Kentucky 2/14/02
	Q. Bonner, Indiana, 1/8/81
6	8 times - last by Jennifer George, South Carolina, 1/8/12

UF TEAM RECORDS AT HOME

Most Points	
112	Lynn, 2/16/95
111	West Florida, 12/9/84

Fewest Points	
30	LSU, 2/11/10
40	Tennessee, 1/13/11
44	South Carolina, 1/20/13
44	South Carolina, 1/8/12
44	Auburn, 1/31/87
47	Georgia, 2/15/86

Most Field Goals	
50	West Florida, 12/9/84 (50-82)
47	Lynn, 2/16/95 (47-86)

Most Field Goals Attempted	
97	vs. Vanderbilt, 2/7/11
89	five times last vs. FAU, 2/17/94

Fewest Field Goals Attempted	
44	Texas-Arlington, 12/19/05 (21-44)
46	UAB, 11/24/09 (26-46)
47	Southern U., 12/20/09 (21-47)
47	Vanderbilt, 1/31/08 (20-47)
47	Arkansas, 1/18/92 (24-47)
47	Auburn, 1/31/87 (14-47)

Three-Point FG Made	
11	UAB, 11/24/09 (11-21)
11	TCU, 12/16/07 (11-25)
11	Temple, 12/4/05 (11-24)
11	Mississippi St, 2/24/96 (11-24)
11	UNF, 11/19/12 (11-34)
10	8 times, last
	Savannah St., 12/20/12 (10-25)

Three-Point FG Attempted	
34	UNF, 11/19/12 (11-34)
33	Auburn, 1/7/10 (9-33)
32	Mississippi State, 2/11/07 (9-32)
32	Washington, 3/18/01 (9-32)
31	South Florida, 3/18/10 (10-31)
31	Florida State, 11/17/09 (9-31)
29	Holy Cross, 12/28/07 (9-29)
28	MISS. STATE, 2/23/12 (9-28)
27	Michigan, 11/11/11 (10-27)
26	Ole Miss, 2/5/12 (10-26)
26	Auburn, 2/2/06 (9-26)
26	Central Florida, 2/10/98 (10-26)
25	Lamar, 11/22/02 (8-25)
25	Alabama, 1/5/06 (7-25)
25	Savannah St., 12/20/12 (10-25)

Most Rebounds	
67	Miami, 1/27/94
65	Penn, 12/28/93

Fewest Rebounds	
15	Wisconsin-GB, 1/7/88
23	Auburn, 1/24/81

Most Assists (from 1981 season)	
31	NORTHWESTERN STATE, 12/19/86
31	SOUTH FLORIDA, 12/9/89
26	Lynn, 2/16/95
25	Bethune-Cookman, 1/23/92

Most Steals	
28	Radford, 1/10/85
26	West Florida, 12/9/84

Most Blocked Shots	
14	UCF, 11/13/10
13	Alabama State, 12/20/10
13	Kent State, 12/29/01
11	Florida State, 11/26/03
10	Kentucky, 2/8/04
10	Ole Miss, 1/24/13

Highest Field Goal Pct.	
64.1%	S. Florida, 1/18/95 (41-64)
63.2%	Central Florida, 2/9/83 (36-57)

Lowest FG Pct.	
19.6%	LSU, 2/11/10 (11-56)
21.4%	Tennessee, 1/13/11 (15-70)
26.5%	Tennessee, 2/18/89 (22-83)
26.9%	Baylor, 12/30/03 (18-67)
27.4%	Vanderbilt, 2/4/95 (17-62)

Three-Point FG Pct. (min. 8 attempts)	
66.7%	So Miss., 12/29/93 (8-12)
63.6%	Troy, 12/4/12 (7-11)
58.3%	Temple, 1/2/07 (7-12)
56.3%	LSU, 2/16/06 (9-16)
55.6%	S. Carolina, 1/17/98 (5-9) & Georgia, 1/13/00 (5-9)

Most 1st-Half Points Scored	
60	Stetson, 11/29/91
53	Alabama State, 12/20/10

Fewest 1st-half Points Scored	
13	LSU, 2/11/10
15	South Carolina, 1/8/12
15	Vanderbilt, 2/21/13
15	Tennessee, 1/13/11
17	Indiana, 1/8/81
17	Vanderbilt, 2/4/95
17	Tennessee, 1/19/03
17	South Carolina, 1/20/13

Most 2nd-Half Points Scored	
65	Lynn, 2/16/95
61	FAU, 2/25/92

Fewest 2nd-Half Points Scored	
13	Georgia, 2/24/05
17	LSU, 2/11/10
19	Georgia, 2/25/84
22	S. Carolina, 12/1/79
22	Mississippi St., 2/2/03

INDIVIDUAL OPPONENT RECORDS

Points	
46	Lisa McMullen, Alabama St, 12/8/90
42	Shavonte Zellous, Pittsburgh, 12/21/08
41	Valerie Still, Kentucky, 2/20/82

Field Goals	
18	Lisa McMullen, Alabama St., 12/8/90 (18-48)
18	Valerie Still, Kentucky, 2/20/82 (18-24)

Field Goal Attempts	
48	Lisa McMullen, Alabama St, 12/8/90 (18-48)
29	Adrianne Ross, TCU, 12/16/07 (14-29)
29	T. Collins, FAU, 2/25/92 (11-29)

Three-Point FG	
8	Lisa McMullen, Alabama St, 12/8/90 (8-20)
7	Christi Timmons, S. Carolina, 2/20/94 (7-20)

Three-Point FG Attempts	
20	Lisa McMullen, Alabama St., 12/8/90 (8-20)
20	Christi Timmons, S. Carolina, 2/20/94 (7-20)

Free Throws	
14	Rhonda Blades, Vanderbilt, 1/24/93 (14-15)
13	Shavonte Zellous, Pitt, 12/21/08 (13-14)
13	O. Thomas, UMass, 12/29/95 (13-14)

Free Throws Attempted	
16	Shameka Christon, Arkansas, 2/22/04 (12-16)
15	Kristin Peoples, Arkansas, 2/22/04 (12-15)
15	Rhonda Blades, Vanderbilt, 1/24/93 (14-15)
15	Sheila Collins, Tennessee, 11/28/81 (9-15)

Rebounds	
30	Jennifer Butler, UMass, 12/28/03
20	Lauren Ervin, Arkansas, 1/21/07
20	Lauretta Freeman, Auburn, 2/14/93
19	Jennifer Humphrey, Kentucky, 1/12/06
18	Karen Booker, Vandy, 1/24/87

Assists (from 1981 season)	
13	Amy Lannom, Alabama, 2/9/91

Steals	
9	Joyce Walker, LSU, 2/6/83
8	Lisa McMullen, Alabama St, 12/8/90

Blocked Shots	
6	Marita Payna, Auburn, 2/2/06
5	Chanel Mokango, Mississippi State, 1/8/09
5	Chanivia Broussard, Miami, 12/3/02
4	Jacinta Monroe, Florida State, 11/23/07
4	Eva Lemeh, Vanderbilt, 1/14/81
4	Leslie Nichols, Kentucky, 2/22/83
4	M. Campbell, Southern Cal, 3/17/97
4	Tawana McDonald, Georgia, 2/1/01
4	Tiffany Clarke, Vanderbilt, 2/21/13

OPPONENT TEAM RECORDS IN GAINESVILLE

Most Points	
105	Georgia, 1/12/03
103	Vanderbilt, 2/7/11
103	Tennessee, 2/11/01
101	Miss. College, 1/5/80

Fewest Points	
32	Alabama St, 12/9/92
34	Coppin State, 12/10/08
34	Bethune-CC, 2/2/94

Most Field Goals	
45	Miss. State, 1/3/81 (45-102)
45	Miss. College, 1/5/80 (45-74)

Fewest Field Goals	
13	UAB, 11/24/09 (13-58)
13	Lamar, 11/22/02 (13-49)
13	Bethune-CC, 2/2/94 (13-44)
14	Alabama St, 12/9/92 (14-56)

Most Field Goals Attempted	
102	Miss. State, 1/3/81 (45-102)
92	Massachusetts, 12/28/02
90	Valdosta St., 2/13/81 (39-90)

Fewest Field Goals Attempted	
39	Samford, 12/28/11 (17-60)
39	S. Florida, 1/18/95 (19-39)
40	Central Florida, 12/9/00 (15-40)
43	Robert Morris, 12/21/10 (15-43)
43	S. Carolina, 2/8/92 (17-43)
43	Duke, 12/29/97 (22-43)

Three-Point FG Made	
14	S. Carolina, 1/21/01
12	S. Carolina, 2/20/94 (12-46)
11	by four schools

Three-Point FG Attempted	
46	S. Carolina, 2/20/94 (12-46)
35	Mississippi State, 2/7/10 (7-35)
34	Massachusetts, 12/28/02 (3-34)
32	Alabama, 1/15/95 (11-32)

Most Rebounds	
68	Miss. State, 1/3/81
64	Massachusetts, 12/28/02
63	Tennessee, 2/18/89

Fewest Rebounds	
19	Arkansas, 2/5/98
20	Samford, 12/28/11
22	Rollins, 1/31/77

Most Assists (from 1981 season)	
30	Georgia, 1/12/03
29	LSU, 1/23/03
26	UNLV, 11/24/89

Most Steals	
27	S. Carolina, 12/1/79
20	Miss. State, 1/3/81

Most Blocked Shots	
12	Vanderbilt, 2/26/83
11	Auburn, 2/2/06
10	Vanderbilt, 1/4/83

Most 1st-Half Points Scored	
57	Miss. St., 1/3/81
54	Georgia, 1/12/03
52	Tennessee, 1/19/03
52	Auburn, 1/31/87

Fewest 1st-half Points Scored	
11	Bethune-CC, 2/2/94
12	Ala.-Huntsville, 12/30/90
13	Savannah State, 12/20/12
14	Alabama State, 12/28/06
15	Auburn, 1/7/10

Most 2nd-Half Points Scored	
62	TENNESSEE, 2/11/01
56	SOUTHERN CAL., 3/17/97
56	Georgia, 1/22/92

Fewest 2nd-Half Points Scored	
13	Southern U., 12/20/09
13	Alabama St, 12/9/92
15	UMBC, 3/18/11
16	Alabama, 1/5/06
16	Kent State, 12/29/01
17	Alabama State, 12/20/10
17	Coppin State, 12/10/08
17	Lamar, 11/22/02
17	Penn, 12/28/93

Boldface indicates occurrence during 2012-13 season

ALL-TIME HOME COURT RECORDS

Attendance Records

Top-15 Home Attendance Marks In The Stephen C. O'Connell Center

12,222	Feb. 11, 2001 vs. Tennessee (L 73-103)
8,060	Feb. 8, 2009 vs. Tennessee (W 66-57)
7,343*	Dec. 9, 2005 vs. Illinois (W 69-64)
6,500@	Jan. 8, 2009 vs. Mississippi State (W 80-66)
5,167^	Nov. 23, 2007 vs. Florida State (L 78-81)
5,065	Jan. 27, 2002 vs. Georgia (W 73-64)
5,031	Jan. 21, 1999 vs. Tennessee (L 64-77)
4,906	Feb. 16, 1997 vs. Alabama (L 81-86)
4,623	Jan. 25, 2009 vs. Ole Miss (W 75-54)
4,222	Nov. 21, 1997 vs. Miami (W 70-51)
4,103	Jan. 14, 2010 vs. Tennessee (L 66-64)
3,842	Jan. 9, 2005 vs. Auburn (W 67-60)
3,744	Nov. 19, 1999 vs. Florida Atlantic (W 99-71)
3,569	Mar. 17, 1997 vs. Southern Cal (W 92-78)
3,441	Jan. 13, 2011 vs. Tennessee (L 40-83)

*Actual Attendance: 2,235

^Double-header

@combined BCS Championship game viewing that followed basketball

Top Away Attendance Marks

20,790#	Feb. 26, 2006 at Tennessee (W-ot 95-93)
18,563	Feb. 26, 2012 at Tennessee (L 59-75)
16,629	Feb. 9, 2003 at Tennessee (L 40-79)
16,532	Mar. 28, 2008 at Tennessee (L 61-88)
16,451	Feb. 14, 2010 at Tennessee (L 83-44)
16,333	Feb. 13, 2000 at Tennessee (L 78-97)
16,029	Mar. 20, 2004 at New Mexico (W 68-56)
15,132	Jan. 10, 1998 at Tennessee (L 60-99)
13,006	Mar. 29, 2000 at Wisconsin (L 74-75)
12,773	Feb. 19, 2004 at Tennessee (L 88-79)
12,213	Jan. 31, 2002 at Tennessee (L 66-86)
11,741	Feb. 10, 2011 at Tennessee (L 39-61)
10,185	Feb. 27, 2005 at LSU (L 52-76)
10,068	Nov. 26, 1999 at Purdue (L 50-90)

#Actual Attendance: 17,595

Top Neutral Site Attendance Marks

15,544	Mar. 22, 2004 vs. Baylor (L 76-91, Albuquerque, NM)
9,938	Mar. 7, 2008 vs. Tennessee (L 61-92, Nashville, TN)
9,683	Dec. 13, 1996 vs. Iowa (W 68-58, Madison, WI)
9,323	Mar. 1, 1997 vs. Vanderbilt (W 68-54, Chattanooga, TN)
8,548	Mar. 22, 2009 vs. Temple (W 70-57, Storrs, CT)
8,355	Mar. 4, 2000 vs. Tennessee (L 79-91, Chattanooga, TN)
8,275	Nov. 23, 1997 vs. North Carolina (W 68-48, Champaign, IL)
8,211	Mar. 26, 1999 vs. Tennessee (L 80-92, Chattanooga, TN)
7,803	Mar. 2, 1997 vs. Alabama (W 83-72, Chattanooga, TN)
7,745	Dec. 12, 1997 vs. Purdue (L 61-71, Knoxville, TN)
7,561	Mar. 16, 2002 vs. BYU (L 52-90, Ames, IA)
7,461	Mar. 4, 2011 vs. Tennessee (L 92-75, Nashville, TN)
7,438	Feb. 28, 1998 vs. Alabama (L 61-74, Columbus, GA)

ALL-TIME SEC RECORDS (LEAGUE GAMES ONLY)

INDIVIDUAL GATOR RECORDS

Points
37 Merlakia Jones, Mississippi, 1/21/95
35 Tammy Jackson, Vanderbilt, 1/31/82

Field Goals
17 Merlakia Jones, Mississippi, 1/21/95 (17-30)
15 Tammy Jackson, Vanderbilt, 1/31/82 (15-26)

Field Goal Attempts
30 Merlakia Jones, Mississippi, 1/21/95 (17-30)
27 by three players

Three-Point FG
8 Bridget Pettis, GEORGIA, 1/22/92 (8-13)
7 Sha Brooks, Tennessee, 2/28/08 (7-11)
7 Brandi McCain, South Carolina, 1/21/01
6 Jordan Jones, MISS. STATE, 2/23/12 (6-12)
6 Steffi Sorensen at Ole Miss, 1/3/10 (6-7)
6 Sha Brooks, Alabama, 2/5/09 (6-9)
6 Tonya Washington, at LSU, 2/24/00 (6-10)
6 Talatha Bingham, Kentucky, 1/28/98 (6-12)

Three-Point FG Attempts
14 Brandi McCain, Mississippi State, 2/24/02
14 Brandi McCain, Alabama, 2/25/01
14 Brandi McCain, South Carolina, 1/28/01
14 Brandi McCain, SOUTH CAROLINA, 1/21/01
14 Brandi McCain, Georgia, 1/11/01
13 Brandi McCain, VANDERBILT, 2/04/01
13 Brandi McCain, GEORGIA, 2/01/01
13 Bridget Pettis, GEORGIA, 1/22/92 (8-13)
12 five times

Free Throws
13 Tombi Bell, S. CAROLINA, 1/30/00 (13-16)
12 Ketura Bell, Tennessee, 2/2/86 (12-15)
11 by five players (last Jaterra Bonds vs. Auburn, 2/10/13 (11-14))

Free Throws Attempted
19 DeLisha Milton, Georgia, 1/29/97 (9-19)
18 Sha Brooks, TENNESSEE, 2/8/09 (10-18)
16 Tombi Bell, SOUTH CAROLINA, 1/30/00 (13-16)
16 Tammy Jackson, TENN, 11/28/81 (11-16)

Rebounds
22 Murriel Page, SOUTH CAROLINA, 1/17/98
21 DeLisha Milton, ARKANSAS, 2/4/96
21 DeLisha Milton, Vanderbilt, 1/28/96

Assists (thru 1981 season)
12 Tombi Bell, ALABAMA, 2/27/00
12 Dana Smith, SOUTH CAROLINA, 1/17/98

Steals
7 Tishona Gregory, VANDERBILT, 1/11/04
6 by six players, last Sha Brooks, KENTUCKY, 1/29/09

Blocked Shots
8 Q. Bonner, ALABAMA, 1/22/79
7 6 times - twice by Bonner, last time Vanessa Hayden, KENTUCKY, 2/8/04

UF TEAM RECORDS

Most Points
103 Alabama, 1/4/92
100 Kentucky, 1/4/98

Fewest Points
30 LSU, 2/11/10
34 LSU, 2/22/86
38 GEORGIA, 2/24/05
39 at Tennessee, 2/10/11
40 TENNESSEE, 1/13/11

Most Field Goals
41 Kentucky, 2/20/82 (41-71)
39 MISS. ST., 1/3/81 (39-84)

Fewest Field Goals
11 LSU, 2/11/10
13 Tennessee, 2/9/03
14 GEORGIA, 2/24/05 (14-46)
14 AUBURN, 1/31/87 (14-47)
15 TENNESSEE, 1/13/11

Most Field Goals Attempted
97 VANDERBILT, 2/7/11 (38-97)
84 MISS. ST., 1/3/81 (39-84)
83 versus four teams

Fewest Field Goals Attempted
44 at Mississippi State, 1/10/13 (17-44)
46 at South Carolina, 1/9/11 (26-46)
47 VANDERBILT, 1/31/08 (20-47)
47 AUBURN, 1/31/87 (14-47)
47 ARKANSAS, 1/18/92 (24-47)

Three-Point FG Made
13 at Arkansas, 2/1/09 (13-21)
11 at Ole Miss, 1/31/10 (11-21)
11 at Alabama, 2/5/09 (11-17)
11 at Tennessee, 2/28/08, (11-28)
11 MISS. ST, 2/24/96 (11-24)
10 7 times, last OLE MISS, 2/5/12 (10-25)

Three-Point FG Attempted
33 AUBURN, 1/7/10 (9-33)
32 MISSISSIPPI STATE, 2/11/07 (9-32)
30 Georgia, 3/1/09 (10-30)
29 at Tennessee, 2/28/08 (11-28)
28 MISS. STATE, 2/23/12 (9-28)
28 Georgia, 1/11/01 (4-28)
26 OLE MISS, 2/5/12 (10-25)
26 Auburn, 1/11/09 (10-26)
26 Georgia, 3/1/03 (9-26)

Most Rebounds
62 ARKANSAS, 2/21/02
61 MISS. ST, 2/24/96
61 VANDERBILT, 1/6/82

Fewest Rebounds
23 AUBURN, 1/24/81
24 at Vanderbilt, 2/4/10
24 TENNESSEE, 1/14/10
25 at Auburn, 1/6/11
25 Georgia, 1/27/05

Most Assists (from 1981 season)
24 Kentucky, 1/7/01
24 Mississippi State, 1/7/95

Most Steals
20 Tennessee, 2/26/06
19 ALABAMA, 2/28/10
19 ALABAMA, 1/14/89
18 3 times; last VANDERBILT, 1/11/04

Most Blocked Shots
10 VANDERBILT, 1/4/83
10 Arkansas, 2/8/01
10 OLE MISS, 1/24/13
9 Mississippi State, 01/10/13
9 ALABAMA, 1/19/12
9 SOUTH CAROLINA, 1/24/10

9 VANDERBILT, 1/11/04
8 KENTUCKY, 1/20/11
8 Georgia, 1/27/13

Highest Field Goal Pct.
58.3% ALABAMA (2/3/13)
57.7% KENTUCKY, 2/20/82 (41-71)
56.6% ALABAMA, 1/13/08 (35-62)
56.6% KENTUCKY, 1/18/86 (30-53)

Lowest FG Pct.
19.6% LSU, 2/11/10 (11-56)
21.3% Tennessee, 2/9/03 (13-61)
21.4% TENNESSEE, 1/13/11 (15-70)
25.0% Tennessee, 2/13/11 (15-60)
26.0% Tennessee, 2/8/80 (20-77)
26.5% TENNESSEE, 2/18/89 (22-83)

Three-Point FG Pct. (min. 10 attempts)
66.7% at Texas A&M, 2/14/13 (8-12)
64.7% Alabama, 2/5/09 (11-17)
61.9% Arkansas, 2/1/09 (13-21)
60.0% Georgia, 1/18/04 (9-15)
57.1% Ole Miss, 1/9/93 (8-14)
56.3% LSU, 2/16/06 (9-16)
53.3% ALABAMA, 2/27/00 (8-15)
52.6% SOUTH CAROLINA, 2/22/09 (10-19)
52.4% at Ole Miss, 1/31/10 (11-21)
50.0% South Carolina, 1/16/05 (10-20)
50.0% Ole Miss, 1/10/87 (7-14)
50.0% ALABAMA, 2/13/13 (6-12)

Most 1st-Half Points Scored
48 Alabama, 2/5/09
47 Mississippi State, 2/9/06
46 three times, last vs. Kentucky, 1/7/01

Fewest 1st-half Points Scored
10 LSU, 2/22/86
13 LSU, 2/11/10
15 VANDERBILT, 2/21/13
15 SOUTH CAROLINA, 1/8/12
15 TENNESSEE, 1/13/11
16 at Georgia, 1/12/12
16 at LSU, 2/15/09
16 South Carolina, 1/25/07
17 TENNESSEE, 1/19/03
17 SOUTH CAROLINA, 1/20/13

Most 2nd-Half Points Scored
56 KENTUCKY, 1/4/98
55 VANDERBILT, 2/7/11
55 Arkansas, 2/1/09
55 MISS. ST, 2/24/96
52 SOUTH CAROLINA, 2/22/09
52 Tennessee, 2/26/06

Fewest 2nd-Half Points Scored
13 GEORGIA, 2/24/05
16 at Tennessee, 2/14/10
17 LSU, 2/11/10
17 at Kentucky, 2/18/10
18 Auburn, 2/6/88
18 Tennessee, 1/10/98

INDIVIDUAL OPPONENT RECORDS

Points
40 LaToya Thomas, Mississippi State, 2/24/02
37 Chamique Holdsclaw, Tennessee, 1/10/98
35 Seimone Augustus, LSU, 2/26/06

Field Goals
15 Chamique Holdsclaw, Tennessee, 1/10/98
15 Jocelyn Mills, Kentucky, 2/28/93

Three-Point FG
8 Merideth Marsh, Vanderbilt, 2/12/09
8 Abi Ramsey, Vanderbilt, 1/30/05
7 Tatyana Troina, South Carolina, 1/21/01
6 six times, last Angie Bjorklund, TENNESSEE, 2/14/10

Free Throws
14 Rhonda Blades, VANDERBILT, 1/24/94
12 Shameka Christon, ARKANSAS, 2/22/04
12 Kristin Peoples, ARKANSAS, 2/22/04
12 LaToya Thomas, Mississippi St., 1/24/02
12 Betsy Harris, ALABAMA, 2/9/91
12 Tarsha Bethley, Mississippi, 2/8/97

Rebounds
20 Lauren Ervin, ARKANSAS, 1/21/07
20 Lauretta Freeman, AUBURN, 2/14/93
19 Jennifer Humphrey, KENTUCKY, 1/12/06
18 Karen Barker, VANDERBILT, 2/9/91

Assists (from 1981 season)
15 Temeka Johnson, Louisiana St., 2/27/05
14 Temeka Johnson, Louisiana St., 1/10/02
13 Amy Lannom, ALABAMA, 2/9/91

Steals
8 Katrina Hibbert, Louisiana St., 1/24/98
8 Tonya Edwards, Tennessee, 2/21/88

Blocked Shots
7 Kelly Cain, Tennessee, 2/14/10
7 KeKe Carrier, Auburn, 1/11/09
6 Marita Payne, AUBURN, 2/2/06
5 Kelley Cain, Tennessee/2/10/11
5 Chanel Mokane, MISSISSIPPI ST., 1/8/09
5 Candace Parker, Tennessee 2/26/06
5 Sylvia Fowles, LSU, 2/16/06
5 Amber Watts, Ole Miss, 1/8/04

OPPONENT TEAM RECORDS

Most Points
108 Tennessee, 2/21/88
105 GEORGIA, 1/12/03
103 VANDERBILT, 2/7/11
103 TENNESSEE, 2/11/01

Most Field Goals
43 GEORGIA, 1/12/03
43 AUBURN, 1/31/87
40 LSU, 1/23/03

Three-Point FG Made
14 South Carolina, 1/21/01
14 Vanderbilt, 1/6/94

Most Free Throws
40 TENNESSEE, 2/3/05
38 ARKANSAS, 2/22/04
32 Tennessee, 2/19/04
29 ALABAMA, 2/9/91

Most Rebounds
63 TENNESSEE, 2/18/89
62 Mississippi St., 12/1/92

Most Assists (thru 1981 season)
30 GEORGIA, 1/12/03
29 LSU, 1/12/03
27 Tennessee, 2/28/08
26 Vanderbilt, 3/6/94

Most Steals
18 OLE MISS, 2/1/07
17 South Carolina, 1/25/07
17 ARKANSAS, 2/22/04
17 KENTUCKY, 1/18/86
16 Georgia, 1/8/06
16 Tennessee, 1/10/98
16 Tennessee, 2/2/86
16 Tennessee, 2/21/88
16 Alabama, 1/4/92

Most Blocked Shots
12 at Tennessee, 2/14/10
11 AUBURN, 2/2/06
10 Vanderbilt, 1/31/88
9 TENNESSEE, 1/13/11
9 Auburn,1/11/09
9 Kentucky, 2/4/07
9 South Carolina, 1/25/07
9 MISSISSIPPI, 1/16/88

CAPS indicates home game; Boldface indicates occurrence during 2012-13 season

Florida's SEC Yearly Statistical Leaders (All Games)
Rebounds, G, REB, Avg., Three-Point FG Per Game, G, 3PGM, 3PG/Game, Free Throw Percentage, G, FTM, FTA, Pct., Blocks, G, AST, Avg., Assists, G, AST, Avg., Field Goal Percentage, G, FGM, FGA, Avg.

INDIVIDUAL GAME RECORDS, BY CLASS

POINTS

(ALL-TIME 30+ POINT GAMES)

Freshman

45 Quientella Bonner vs. UT Chattanooga (1/22/77)
39 Tammy Jackson vs. North Carolina (11/26/82)
34 Merlakia Jones vs. ALABAMA (1/4/92)
34 Tammy Jackson vs. Vanderbilt (1/31/82)
34 Tammy Jackson vs. Stetson (12/12/81)
34 Hollis Hindes vs. South Florida (2/9/82)

Sophomore

36 Vanessa Hayden vs. OAKLAND (11/16/01)
35 Brandi McCain at West Virginia (11/29/00)
34 Tammy Jackson vs. TENNESSEE (1/23/83)
32 DeLisha Milton vs. Alabama (1/29/95)
31 Bernice Mosby vs. GEO. WASH. (12/22/03)
30 Vanessa Hayden at South Florida (12/8/01)

Junior

36 Cheryl Fisher vs. MIAMI (2/18/80)
35 Murriel Page vs. SOUTHERN CAL (3/17/97)
35 Murriel Page vs. ALABAMA (2/16/97)
34 Merlakia Jones vs. N.C. St. (1/29/94)
31 Tiffany Travis at S. Carolina (1/17/99)
30 Brandi McCain vs. FLORIDA ST (11/21/00)
30 Brandi McCain vs. SO. CAROLINA (1/28/01)

Senior

44 Merlakia Jones vs. Texas (1/25/95)
39 Tonya Washington at Dayton (2/15/00)
39 Merlakia Jones vs. LSU (3/3/95)
37 Merlakia Jones vs. Miss. (1/21/95)
33 Sophia Witherspoon vs. FLORIDA ST (12/17/90)
32 DeLisha Milton vs. KANSAS ST. (12/30/96)
32 DeLisha Milton at Boise State (12/21/96)
31 Tonya Washington at LSU (2/24/00)
31 Vanessa Hayden vs. UCSB (12/14/03)
31 DeLisha Milton vs. Florida State (11/23/96)
31 Sha Brooks vs. MISS. STATE (1/8/09)

FIELD GOALS

Freshman

20 Quientella Bonner vs. UT Chattanooga (1/22/77)
18 Tammy Jackson vs. North Carolina (11/26/82)
16 Tammy Jackson vs. Stetson (2/20/84)
15 Quientella Bonner vs. ROLLINS (2/10/77)
15 Tammy Jackson vs. VANDERBILT (1/31/82)

Sophomore

17 Vanessa Hayden vs. OAKLAND (11/16/01)
15 Tammy Jackson vs. TENNESSEE (1/23/83)
15 Merlakia Jones vs. FLORIDA STATE (2/3/93)

Junior

15 Cheryl Fisher vs. FLORIDA STATE (1/15/80)

Senior

17 Merlakia Jones vs. Miss. (1/21/95)
17 Merlakia Jones vs. Texas (1/25/95)
16 Tonya Washington at Dayton (3/15/00)
15 DeLisha Milton vs. KANSAS ST. (12/30/96)
15 DeLisha Milton at Boise State (12/21/96)

FIELD GOAL ATTEMPTS

Freshman

30 Q. Bonner vs. UT Chattanooga (1/22/77)
27 Quientella Bonner vs. Florida Tech (2/11/77)

Sophomore

37 Sophia Witherspoon vs. TENNESSEE (2/18/89)
27 Tammy Jackson vs. TENNESSEE (1/23/83)
26 Sha Brooks vs. ARKANSAS (1/21/07)

Junior

29 Brandi McCain vs. Arkansas (3/2/01)
29 Brandi McCain vs. Washington (3/18/01)
28 Cheryl Fisher vs. FLORIDA STATE (1/5/80)
28 Bridget Pettis vs. West Virginia (11/22/91)

Senior

30 Merlakia Jones vs. Miss. (1/21/95)
29 Merlakia Jones vs. Texas (1/25/95)
28 Tonya Washington vs. Boston College (12/28/99)
28 Brandi McCain vs. OAKLAND (11/16/01)
27 Doreen Landolfi vs. Georgia (1/5/79)

THREE-POINT FIELD GOALS MADE

Freshman

9Carlie Needles vs. UNF (11/19/12)
5 Jatterra Bonds at Charlotte (3/24/11)
5 Jatterra Bonds vs. GEORGIA (2/27/11)
5 Sha Brooks vs. AUBURN (2/2/06)
5 Sha Brooks vs. FAMU (12/21/05)
5 Sha Brooks vs. STETSON (11/27/05)
5 Talatha Bingham vs. SOUTH CAROLINA (1/14/96)

Sophomore

6 Sha Brooks vs. Rutgers (11/18/06)
6 Brandi McCain at Lamar (12/6/01)
6 Talatha Bingham vs. FLA. INTERNAT'L (3/15/97)
6 Kerry Cremeans vs. Alabama (1/4/92)

Junior

7 Sha Brooks at Tennessee (2/28/08)
7 Talatha Bingham vs. UCF (2/10/98)
7 Brandi McCain at South Carolina (1/21/01)
7 Brandi McCain vs. Washington (3/18/01)
6 Sha Brooks vs. FAMU (1/2/08)
6 Brandi McCain at Alabama (2/25/01)
6 Brandi McCain at West Virginia (11/29/00)
6 Brandi McCain at Maine (11/25/00)
6 Talatha Bingham vs. Kentucky (1/28/98)

Senior

8 Bridget Pettis vs. GEORGIA (1/20/93)
6 Jordan Jones vs. MISS. STATE (2/23/12)
6 Jordan Jones vs. LaSalle (11/25/11)
6 Steffi Sorensen at Old Dominion (12/11/09)
6 Steffi Sorensen at Ole Miss (1/31/10)
6 Sha Brooks at Alabama (2/5/09)
6 Tamia Williams vs. TEMPLE (12/4/04)
6 Tonya Washington at LSU (2/24/00)

THREE-POINT FIELD GOALS ATTEMPTED

Freshman

17Carlie Needles vs. UNF (11/19/12)
12 Sha Brooks at Tennessee (2/26/06)
12 Sha Brooks vs. AUBURN (2/2/06)
11 Jatterra Bonds at Charlotte (3/24/11)
11 Talatha Bingham vs. SOUTH CAROLINA (1/14/96)

Sophomore

Not Available

Junior

26 Brandi McCain vs. Washington (3/18/01)
20 Brandi McCain vs. Arkansas (3/2/01)
16 Talatha Bingham vs. CENTRAL FLA (2/10/98)
14 Brandi McCain at Alabama (2/25/01)
14 Brandi McCain at West Virginia (11/29/00)
14 Brandi McCain at Georgia (1/11/01)
14 Brandi McCain at South Carolina (1/21/01)
14 Brandi McCain vs. SOUTH CAROLINA (1/28/01)

Senior

15 Bridget Pettis vs. Virginia (3/21/93)
14 Brandi McCain at Tulane (12/2/01)
14 Brandi McCain at Miss. State (2/24/02)

FREE THROWS

Freshman

14 Terry Whitehead vs. Central Florida (1/28/82)
12 Hollis Hindes vs. SOUTH FLORIDA (2/9/82)
11 Sha Brooks vs. LIBERTY (12/29/05)
11 Tammy Jackson vs. TENNESSEE (11/28/81)

Sophomore

11 Jordan Jones vs. MISSISSIPPI ST (2/7/10)
11 Sha Brooks vs. KENTUCKY (2/25/07)
11 Sha Brooks at TCU (12/8/06)
11 Naomi Mobley vs. Arkansas (3/2/00)
11 Q. Bonner vs. TENNESSEE TECH (12/12/78)
11 Lisa Born vs. GEORGIA (1/9/88)
11 Rhonja Smith vs. Hofstra (12/29/88)
11 Rhonja Smith vs. DETROIT (1/5/89)

Junior

13 Tombi Bell vs. South Carolina (1/30/00)
12 Jatterra Bonds vs. PACIFIC (12/7/12)
12 DeLisha Milton vs. GEORGIA (1/25/96)
12 Takilya Davis vs. Auburn (2/26/94)
11 Murriel Page vs. ALABAMA (2/16/97)
11 Jatterra Bonds vs. Auburn (2/10/13)
11 Jatterra Bonds vs. Kentucky (1/13/13)

Senior

13 Bridget Pettis vs. South Florida (2/10/93)
12 Takilya Davis vs. TENN. (2/1/95)
12 Keturah Bell vs. Tennessee (2/2/86)

FREE THROW ATTEMPTS

Freshman

16 Tammy Jackson vs. TENNESSEE (11/28/81)
16 Hollis Hindes vs. SOUTH FLORIDA (2/9/82)
15 Terry Whitehead vs. Central Florida (1/28/82)
14 Vanessa Hayden vs. PROVIDENCE (1/25/01)

Sophomore

16 Sha Brooks vs. KENTUCKY (2/25/07)
16 Quientella Bonner vs. TENNESSEE TECH (12/12/78)
13 Marshae Dotson vs. NEBRASKA (12/29/06)
13 Kim Critton vs. ALABAMA ST. (12/28/06)

Junior

16 DeLisha Milton vs. GEORGIA (1/25/96)
16 Tombi Bell vs. SOUTH CAROLINA (1/30/00)
15 Jatterra Bonds vs. PACIFIC (12/7/12)
14 Jatterra Bonds vs. Auburn (2/10/13)
14 Murriel Page vs. ALABAMA (2/16/97)

Senior

18 Sha Brooks vs. TENNESSEE (2/8/09)
16 Bridget Pettis vs. SOUTH FLORIDA (2/10/93)
15 Keturah Bell vs. Tennessee (2/2/86)
15 Tiffany Travis vs. Mississippi (2/17/00)
14 Vanessa Hayden, SOUTH CAROLINA (1/22/04)
14 Tombi Bell vs. FLORIDA STATE (11/21/00)

REBOUNDS

Freshman

31 Quientella Bonner vs. GEORGIA SOUTHERN (1/8/77)
28 Quientella Bonner vs. UT Chattanooga (1/22/77)
27 Quientella Bonner vs. Florida State (1/12/77)
24 Quientella Bonner vs. Miami (2/8/77)

Sophomore

28 Quientella Bonner vs. MIAMI (1/28/78)
24 Tammy Jackson vs. UT Chattanooga (11/27/82)
20 Vanessa Hayden vs. ARKANSAS (2/21/01)

Junior (from 1995/96)

21 DeLisha Milton vs. ARKANSAS (2/4/96)
21 DeLisha Milton vs. VANDERBILT (1/28/96)
16 Marshae Dotson vs. RBT MORRIS (11/12/07)
16 Murriel Page at Miami (11/22/96)
15 Aneika Henry vs. FAMU (1/2/08)
15 M. Dotson vs. FLORIDA ST. (11/23/07)
15 Murriel Page at Arkansas (2/2/97)
15 Murriel Page at Memphis (11/29/96)
14 Azania Stewart vs. Navy (11/27/10)
14 Murriel Page vs. SOUTHERN CAL (3/17/97)
14 Murriel Page at Texas (11/26/96)

Senior (from 1995/96)

22 Murriel Page vs. SOUTH CAROLINA (1/17/97)
20 Murriel Page vs. TEXAS (11/25/97)
19 Murriel Page vs. ARKANSAS (2/5/98)
19 DeLisha Milton vs. Old Dominion (3/24/97)
17 Dalila Eshe at Mississippi State (2/9/06)
17 V. Hayden vs. SO. CAROLINA (1/22/04)
17 Vanessa Hayden at Temple (1/2/04)
17 Vanessa Hayden at Santa Barbara (12/14/03)
16 Brittany Davis at Charlotte (11/30/05)
16 Murriel Page at Auburn (1/14/98)
16 DeLisha Milton at Arkansas (2/2/97)
15 Vanessa Hayden vs. ALABAMA (1/29/04)
15 Murriel Page at Pepperdine (11/29/97)
15 Murriel Page vs. GEORGIA (1/7/98)
15 Murriel Page at Alabama (2/24/98)
15 Murriel Page vs. MISSISSIPPI ST. (2/22/98)
15 DeLisha Milton vs. Vanderbilt (3/1/97)
15 DeLisha Milton vs. Tennessee St. (11/29/96)
15 DeLisha Milton at Florida State (11/23/96)

ASSISTS

Freshman

17 Brandi McCain vs. MIAMI (11/24/98)
14 Brandi McCain vs. FLORIDA ST (2/11/99)
14 Camille Ratledge vs. NORTHWESTERN ST. (12/18/86)

Sophomore

15 Camille Ratledge vs. Baptist College (1/25/88)
14 Camille Ratledge vs. FLORIDA ATLANTIC (2/18/88)

Junior

15 Camille Ratledge vs. SOUTH FLORIDA (1/31/89)

Senior

16 Camille Ratledge vs. Austin Peay (12/28/89)
15 Camille Ratledge vs. GEORGIA SOUTHERN (12/18/89)
15 Camille Ratledge vs. MIAMI (1/16/90)
14 Camille Ratledge vs. Mississippi State (1/20/90)
14 Kathy Bieniek vs. Miami (2/20/80)

STEALS

Freshman

10 DeLisha Milton vs. BCC (2/2/94)
9 Brandi McCain vs. SW TEXAS (12/5/98)
8 Terri Hartmann vs. UCF (2/15/80)
7 Sha Brooks at Seton Hall (11/19/05)
7 Camille Ratledge vs. CLEMSON (12/15/86)
7 Camille Ratledge vs. Md. Baltimore (12/31/86)
7 Tammy Jackson vs. MERCER (2/6/82)
7 Kathy Bieniek vs. Miami (2/8/77)

Sophomore

9 Sha Brooks vs. STETSON (12/18/07)
9 Merlakia Jones vs. Georgia Southern (1/27/93)
8 Peggy Brookins vs. Alabama (3/11/76)

Junior

10 Cathy Bell vs. MISSISSIPPI STATE (1/3/81)
7 Tishona Gregory vs. VANDERBILT (1/11/04)
7 Courtney Cooper vs. HIGH POINT (11/20/01)
7 Tombi Bell at Wisconsin (3/29/00)

Senior

7 Lonnika Thompson vs. OHIO (12/28/09)
7 Tombi Bell at Fordham (12/17/00)
7 DeLisha Milton at South Carolina (11/2/97)
7 Tammy Jackson vs. RADFORD (1 10 85)

BLOCKED SHOTS

Freshman

7 Vanessa Hayden at Colorado (12/22/00)
7 Quientella Bonner vs. Florida State (2/26/77)

Sophomore

10 Vanessa Hayden vs. KENT STATE (12/29/01)
10 Jennifer George vs. ALABAMA ST. (12/20/10)
9 Vanessa Hayden vs. COLORADO (12/21/01)
8 Vanessa Hayden at South Florida (12/8/01)
7 Vanessa Hayden at Tennessee (1/31/02)
7 Vanessa Hayden vs. KENTUCKY (2/14/02)
7 Quientella Bonner vs. TENNESSEE TECH (12/12/78)

Junior

9 Vanessa Hayden vs. FLORIDA STATE (11/26/02)
8 Quientella Bonner vs. ALABAMA (1/22/79)
7 Quientella Bonner vs. GEORGIA (11/18/78)
7 Quientella Bonner vs. FLORIDA STATE (1/10/79)
7 Quientella Bonner vs. AUBURN (2/3/79)

Senior

7 Vanessa Hayden vs. KENTUCKY (2/8/04)
7 Vanessa Hayden vs. VANDERBILT (1/11/04)
7 Vanessa Hayden at Temple (1/2/04)
7 Vanessa Hayden vs. SANTA BARBARA (12/14/03)
7 Vanessa Hayden at Florida State (12/6/03)
7 Quientella Bonner vs. S. Mississippi (12/18/80)
7 Quientella Bonner vs. INDIANA (1/8/81)

Boldface indicates occurrence involving member of
2012-13 team: CAPS indicates home game

ALL-TIME SEASON RECORDS, BY CLASS

Freshmen Records

Games Played	37, Christin Mercer (2013), January Miller (2013), Sydney Moss (2013), Carlie Needles (2013)
	34, Jatterra Bonds (2011)
	33, Mo Hudson (1995), Murriel Page (1995), Tiffany Travis (1997) & Brandi McCain (1999)
Games Started	33, Brandi McCain (1999)
	32, Tamara Stocks (1998)
Most Points	489, Quientella Bonner (1977)
	474, Tammy Jackson (1982)
Scoring Average	22.2, Quientella Bonner (1977)
	19.0, Tammy Jackson (1982)
Minutes Played	1115, Brandi McCain (1999)
	1051, Sydney Moss (2013)
	987, Sarah Lowe (2003)
	966, Carlie Needles (2013)
	921, Jatterra Bonds (2011)
	844, Amanda Butler (1991)
Avg. Min Played	35.2, Sarah Lowe (2003)
	33.8, Brandi McCain (1999)
	31.2, Lisa Born (1987)
	30.5, Camille Ratledge (1987)
Total Rebounds	376, Quientella Bonner (1977)
	334, DeLisha Milton (1994)
Rebound Average	17.1, Quientella Bonner (1977)
	11.6, Tammy Jackson (1982)
Field Goals	220, Quientella Bonner (1977)
	195, Tammy Jackson (1982)
Field Goals Att.	444, Sydney Moss (2013)
	410, Quientella Bonner (1977)
	389, Brandi McCain (1999)
	351, Sha Brooks (2006)
Field Goal Pct.	615, T. Jackson ('82), 195-317
	614, Murriel Page (1995), 151-246
3-Point FG	63, Carlie Needles (2013)
	61, Sha Brooks (2006)
	53, Jatterra Bonds (2011)
	48, Talatha Bingham (1996)
	39, Brandi McCain (1999)
3-Point FG Att.	185, Carlie Needles (2013)
	184, Sha Brooks (2006)
	166, Talatha Bingham (1996)
	163, Jatterra Bonds (2011)
	111, Kerry Creameans (1992)
	110, Brandi McCain (1999)
3-Pt FG Pct.	455, Kerry Creameans (1991), 10-22
	443, Dana Smith (1995), 27-61
Free Throws	99, Terry Whitehead (1982)
	85, Brandi McCain (1999)
Free Throws Att.	128, Terry Whitehead (1982)
	124, Tammy Jackson (1982)
FT Pct.	893, Ronnie Scovel (1981), 25-28
	820, Danielle Santos (2003), 41-50
	802, Brandi McCain (1999), 85-106
Assists	246, Brandi McCain (1999)
	157, Camille Ratledge (1987)
	154, Amanda Butler (1991)
Turnovers	123, Brandi McCain (1999)
	114, Jatterra Bonds (2011)
	113, Camille Ratledge (1987)
	110, Sarah Lowe (2003)
	106, Kim Hoyt (1978)
Blocks	68, Vanessa Hayden (2001)
	42, DeLisha Milton (1994)
	36, Jennifer George (2010)
	36, Keturah Bell (1983)
Steals	79, Brandi McCain (1999)
	69, DeLisha Milton (1994)
	65, Sha Brooks (2006)
	63, Camille Ratledge (1987)

Sophomore Records

Games Played	37, Kayla Lewis (2013), 34, Naomi Mobley (2000)
	33, Jatterra Bonds (2012), DeLisha Milton (1995) & Tamara Stocks (1999)
Games Started	34, Naomi Mobley (2000)
	33, Jatterra Bonds (2012)
	32, Tamara Stocks (1999)
	31, Sha Brooks (2007) & DeLisha Milton (1995)
Most Points	560, Tammy Jackson (1983)
	476, Sha Brooks (2007)
	466, Doreen Landolfi (1979)
Scoring Avg.	20.7, Tammy Jackson (1983)
	19.4, Doreen Landolfi (1979)

	17.1, Vanessa Hayden (2002)
	16.3, Quientella Bonner (1978)
Minutes Played	1021, Sha Brooks (2007)
	1008, Dana Smith (1996)
	984, Talatha Bingham (1997)
Avg Minutes	35.7, Camille Ratledge (1988)
	33.6, Dana Smith (1996), 32.9, Sha Brooks (2007)
Total Rebounds	364, Cindy Kline (1977)
	351, Quientella Bonner (1978)
Rebound Avg	16.5, Cindy Kline (1977)
	13.5, Quientella Bonner (1978)
Field Goals	240, Tammy Jackson (1983)
	209, Doreen Landolfi (1979)
Field Goals Att	454, Sha Brooks (2007)
	443, Doreen Landolfi (1979)
	431, Tammy Jackson (1983)
FG Pct.	619, Azania Stewart (2010), 91-147
	569, Naomi Mobley (2000), 145-255
	568, DeLisha Milton (1995), 188-331
	557, Tammy Jackson (1983), 240-431
3-Point FG	72, Talatha Bingham (1997)
	55, Jordan Jones (2010)
	55, Sha Brooks (2007)
	49, Dana Smith (1996)
3-Pt FG Att	224, Talatha Bingham (1997)
	210, Sha Brooks (2007)
	203, Jordan Jones (2010)
	153, Dana Smith (1996)
3-Pt FG Pct.	352, Tamia Williams (2003), 37-105
	320, T. Bingham (1997), 72-225
	320, Dana Smith (1996), 49-153
Free Throws	196, Rhvonja Smith (1989)
	117, Sha Brooks (2007)
	97, Naomi Mobley (2000)
	96, Vanessa Hayden (2002)
	88, Murriel Page (1996)
	88, Tamara Stocks (1999)
Free Throws Att	156, Vanessa Hayden (2002)
	153, Naomi Mobley (2000)
	151, Tammy Jackson (1983)
	150, Sha Brooks (2007)
	149, Rhvonja Smith (1989)
FT Pct.	903, Brandi McCain (2000), 28-31
	828, Sharielle Smith (2008), 48-58
	818, Terry Whitehead (1983), 63-77
	800, Jordan Jones (2010), 44-55
	792, Ronnie Scovel (1982), 42-53
Assists	232, Camille Ratledge (1988)
	164, Ronnie Scovel (1982)
Turnovers	139, Camille Ratledge (1988)
	123, Sophia Witherspoon (1989)
Blocks	126, Vanessa Hayden (2002)
	50, Keturah Bell (1984)
	46, Azania Stewart (2010)
	46, Jennifer George (2011)
	42, DeLisha Milton (1995)
Steals	81, DeLisha Milton (1995)
	64, Mahogany Hudson (1996)
	63, Sha Brooks (2007)

Junior Records

Games Played	37, Jatterra Bonds (2013), Lily Svete (2013)
	35, Lanita Bartley (2011); 34 & Tombi Bell, Tamara Stocks ('00)
	33, Jennifer George (2012), Murriel Page, Mo Hudson & Dana Smith ('97), Kelly Freeman ('99) & Sha Brooks, Kim Critton, Marshae Dotson & Aneika Henry ('08)
Games Started	37, Jatterra Bonds (2013)
	35, Lanita Bartley (2011) & 34, Tombi Bell (2000); 33, Murriel Page, Mo Hudson & Dana Smith (1997) & Crystal Parker (1995), Sha Brooks (2008)
Most Points	572, Brandi McCain (2001)
	522, Murriel Page (1997)
	520, Merlakia Jones (1994)
Scoring Average	19.7, Brandi McCain (2001)
	18.6, Merlakia Jones (1994)
	16.7, Tonya Washington (1999)
	16.2, Quientella Bonner (1979)
Minutes Played	1258, Jatterra Bonds (2013)
	1193, Dana Smith (1997)
	1079, Murriel Page (1997)
Average Minutes	36.2, Dana Smith (1997)
	35.2, Brandi McCain (2001)

	34.1, Janna Bragg (1987)
Total Rebounds	339, Murriel Page (1997)
	307, Quientella Bonner (1979)
Rebound Avg.	11.8, Quientella Bonner (1979)
	10.3, Murriel Page (1997)
Field Goals	224, Merlakia Jones (1994)
	214, Murriel Page (1997)
Field Goals Att	519, Brandi McCain (2001)
	469, Cheryl Fisher (1980)
	415, Tonya Washington (1999)
Field Goal Pct.	577, Q. Bonner (1979), 183-317
	569, Tammy Jackson (1984), 190-334
	537, Jennifer George (2012), 175-326
Total 3-Point FG	101, Brandi McCain (2001)
	78, Steffi Sorensen, 2009
	73, Talatha Bingham (1998)
	72, Jordan Jones (2011)
3-Pt FG Att	322, Brandi McCain (2001)
	226, Talatha Bingham (1998)
	199, Steffi Sorensen (2009)
	186, Jordan Jones (2011)
	172, Sha Brooks (2008)
3-Pt FG Pct	400, Lily Svete (2013), 52-130
	392, Steffi Sorensen, 78-199 (2009)
	387, Jordan Jones, 72-186 (2011)
	323, T. Bingham (1998), 73-226
	319, Bridget Pettis (1992), 52-163
Free Throws	140, Jatterra Bonds (2013)
	110, Marshae Dotson (2008)
	107, Tombi Bell (2000)
	103, Sha Brooks (2008)
	98, DeLisha Milton (1996)
	96, Rhvonja Smith (1990)
	95, Depree Bowden (2007)
Free Throws Att	181, Jatterra Bonds (2013)
	162, Marshae Dotson (2008)
	158, Tombi Bell (2000)
	157, Murriel Page (1997)
	148, Rhvonja Smith (1990)
Free Throw Pct.	852, Tiffany Travis (1999), 75-88
	806, Brandi McCain (2001), 75-93
	798, Sha Brooks (2008), 103-129
	788, Janna Bragg (1987), 67-85
	785, Depree Bowden (2007), 95-121
Assists	204, Tombi Bell (2000)
	192, Camille Ratledge (1989)
	170, Mahogany Hudson (1997)
Turnovers	138, Tombi Bell (2000)
	124, Jatterra Bonds (2013)
	121, Mahogany Hudson (1997)
	117, Sandra Wilson (1983)
Blocks	63, Aneika Henry (2008)
	62, Azania Stewart (2011)
	56, Vanessa Hayden (2003)
	53, Jennifer George (2012)
	40, DeLisha Milton (1996)
	39, Pam Stone (1982)
Steals	84, Tombi Bell (2000)
	76, Brandi McCain (2001)
	70, Depree Bowden (2007)
	68, Mahogany Hudson (1997)

Senior Records

Games Played	35, Jennifer George (2013)
	34, Tiffany Travis & Tonya Washington (2000)
	33, Lanita Bartley (2012), Nididi Madu (2012), Azania Stewart (2012) & DeLisha Milton (1997)
Games Started	34, Tiffany Travis & Tonya Washington (2000)
	33, DeLisha Milton (1997), Merlakia Jones (1995), Takilya Davis (1995), Talatha Bingham (1999), Depree Bowden (2008)
Most Points	631, Tonya Washington (2000)
	623, Merlakia Jones (1995)
	613, DeLisha Milton (1997)
Scoring Average	19.1, Murriel Page (1998)
	19.0, Vanessa Hayden (2004)
	18.9, Merlakia Jones (1995)
	18.6, Tonya Washington (2000)
Minutes Played	1173, Tonya Washington (2000)
	1120, Murriel Page (1998)
	1112, Talatha Bingham (1999)
Average Minutes	36.4, Brandi McCain (2002)
	35.5, Sharon Jenkins (1986)
	35.0, Murriel Page (1998)
	34.5, Tonya Washington (2000)

Total Rebounds	402, Murriel Page (1998)
	317, Vanessa Hayden (2004)
	294, DeLisha Milton (1997)
Rebound Avg	12.6, Murriel Page (1998)
	10.6, Vanessa Hayden (2004)
	10.3, Quientella Bonner (1981)
Field Goals	266, Tonya Washington (2000)
	257, Merlakia Jones (1995)
	253, Murriel Page (1998)
Field Goals Att	619, Tonya Washington (2000)
	590, Merlakia Jones (1995)
	490, Tiffany Travis (2000)
	450, Vanessa Hayden (2004)
	450, Brandi McCain (2002)
FG Pct	60.3%, Marshae Dotson (2009), 181-300
	57.1%, Murriel Page (1998), 253-433
	57.0%, Lisa Webb (1987), 110-193
3-Point FG	83, Steffi Sorensen (2010)
	80, Brandi McCain (2002)
	78, Steffi Sorensen (2010)
	67, Jordan Jones (2012)
	65, Tamia Williams (2005)
	55, Depree Bowden (2008)
	54, Bridget Pettis (1993)
	53, Talatha Bingham (1999)
3-Point FG Att	243, Brandi McCain (2002)
	233, Steffi Sorensen (2010)
	224, Steffi Sorensen (2010)
	198, Jordan Jones (2012)
	181, Tamia Williams (2005)
	177, Talatha Bingham (1999)
	176, Bridget Pettis (1993)
3-Pt Pct (30 made)	35.9%, Tamia Williams (2005), 65-181
	35.6%, Steffi Sorensen (2010), 83-233
	35.0%, Sha Brooks (2009), 48-137
	34.8%, Steffi Sorensen (2010), 78-224
	34.0%, Tashia Morehead (2005), 33-97
	34.0%, T. Washington (2000), 48-141
Free Throws	135, Sha Brooks (2009)
	127, DeLisha Milton (1997)
	121, Dailia Eshe (2006)
	111, Tiffany Travis (2000)
	105, Murriel Page (1998)
Free Throws Att	171, Sha Brooks (2009)
	171, Vanessa Hayden (2004)
	168, DeLisha Milton (1997)
	156, Murriel Page (1998)
	156, Tiffany Travis (2000)
FT Pct.	85.2%, Dailia Eshe (2006), 121-142
	78.9%, Sha Brooks (2009), 135-171
	78.9%, Sharielle Smith (2010), 52-66
	77.2%, Tamara Stocks (2001), 98-127
	76.7%, Bridget Pettis (1993), 79-103
	75.6%, DeLisha Milton (1997), 127-168
Assists	228, Camille Ratledge (1990)
	152, Dana Smith (1998)
Turnovers	130, Camille Ratledge (1990)
	114, DeLisha Milton (1997)
Blocks	107, Vanessa Hayden (2004)
	104, Quientella Bonner (1981)
	70, Azania Stewart (2012)
	56, Jennifer George (2013)
	48, DeLisha Milton (1997)
Steals	90, Brandi McCain (2002)
	87, DeLisha Milton (1997)
	69, Tombi Bell (2001)
	68, Depree Bowden (2008)
	66, Jennifer George (2013)
	63, Takilya Davis (1995)

Boldface indicates occurrence involving member of **2012-13 team**

INDIVIDUAL SEASON RECORDS

Points

631	Tonya Washington (34 games), 1999-00
623	Merlakia Jones (33 games), 1994-95
613	DeLisha Milton (33 games), 1996-97
612	Murriel Page (32 games), 1997-98
572	Brandi McCain (29 games), 2000-01
571	Vanessa Hayden (29 games) 2003-04
560	Tiffany Travis (34 games), 1999-00
560	Tammy Jackson (27 games), 1982-83
525	Sha Brooks (32 games), 2008-09
522	Murriel Page (33 games), 1996-97
521	Sophia Witherspoon (28 games), 1990-91
520	Merlakia Jones (28 games), 1993-94
496	Vanessa Hayden (29 games), 2001-02
489	Quientella Bonner (22 games), 1976-77
484	Keturah Bell (28 games), 1985-86
474	Tammy Jackson (25 games), 1981-82

Point Average

22.2	...	Quientella Bonner (489 pts/22 GP), 1976-77
20.7	...	Tammy Jackson (560 pts/27 GP), 1982-83
19.7	...	Brandi McCain (572 pts/29 GP), 2000-01
19.4	...	Doreen Landolfi (466 pts/24 GP), 1978-79
19.1	...	Murriel Page (612 pts/32 GP), 1997-98
19.0	...	Vanessa Hayden (571 pts/30 GP) 2003-04
19.0	...	Tammy Jackson (474 pts/25 GP), 1981-82
18.9	...	Merlakia Jones (623 pts/33 GP), 1994-95
18.6	...	Tonya Washington (631 pts/34 GP), 1999-00
18.6	...	Merlakia Jones (520 pts/27 GP), 1993-94
18.6	...	DeLisha Milton (613 pts/33 GP), 1996-97
18.5	...	Sophia Witherspoon (521 pts/28 GP), 1990-91

Rebounds

402	Murriel Page, 1997-98
376	Quientella Bonner, 1976-77
364	Cindy Kline, 1976-77
351	Quientella Bonner, 1977-78
343	Vanessa Hayden, 2001-02
342	Tammy Jackson, 1982-83
339	Murriel Page, 1996-97
334	DeLisha Milton, 1993-94
317	Vanessa Hayden, 2003-04
308	Naomi Mobley, 1999-00
307	Quientella Bonner, 1978-79
294	DeLisha Milton, 1996-97
289	LaTonya McGhee, 1990-92
289	Tammy Jackson, 1984-85

Rebound Average

17.1	...	Quientella Bonner (376 Reb/22 GP), 1976-77
16.5	...	Cindy Kline (364 Reb/22 GP), 1976-77
13.5	...	Quientella Bonner (351 Reb/26 GP), 1977-78
12.7	...	Tammy Jackson (342 Reb/27 GP), 1982-83
12.6	...	Murriel Page (402 Reb/32 GP), 1997-98
11.8	...	Vanessa Hayden (343 Reb/29 GP), 2001-02
11.8	...	Quientella Bonner (307 Reb/26 GP), 1978-79
11.6	...	Tammy Jackson (289 Reb/25 GP), 1981-82
11.5	...	DeLisha Milton (334 Reb/29 GP), 1993-94
10.6	...	Vanessa Hayden (317 Reb /30 GP) 2003-04
10.3	...	Murriel Page (339 Reb/33 GP), 1996-97
10.3	...	Quientella Bonner (289 Reb/25 GP), 1981-82
10.3	...	LaTonya McGhee (289 Reb/28 GP), 1990-91

Minutes

1258	Jaterra Bonds, 2012-13
1193	Dana Smith, 1996-97
1173	Tonya Washington, 1999-00
1120	Murriel Page, 1997-98
1115	Brandi McCain, 1998-99
1112	Talatha Bingham, 1998-99
1079	Murriel Page, 1996-97
1064	Sha Brooks, 2007-08
1056	Brandi McCain, 2001-02
1051	Sydney Moss, 2012-13
1035	Mahogany Hudson, 1996-97
1022	Brandi McCain, 2000-01
1021	Sha Brooks, 2006-07
1020	Merlakia Jones, 1994-95
1015	Takiliya Davis, 1994-95
1013	DeLisha Milton, 1996-97
1008	Dana Smith, 1995-96
1005	Tombi Bell, 1999-00
1004	Steffi Sorensen, 2009-10
999	Depree Bowden, 2007-08
993	Sharon Jenkins, 1985-86

Field Goals Made

266	Tonya Washington, 1999-00
257	Merlakia Jones, 1994-95
253	Murriel Page, 1997-98
243	DeLisha Milton, 1996-97
240	Tammy Jackson, 1982-83
235	Vanessa Hayden, 2003-04
224	Merlakia Jones, 1993-94
220	Quientella Bonner, 1976-77
214	Murriel Page, 1996-97
212	Tiffany Travis, 1999-00

209	Keturah Bell, 1985-86
	Doreen Landolfi, 1978-79
208	Cheryl Fisher, 1979-80
	Quientella Bonner, 1980-81

Field Goals Attempted

619	Tonya Washington, 1999-00
590	Merlakia Jones, 1994-95
519	Brandi McCain, 2000-01
490	Tiffany Travis, 1999-00
469	Cheryl Fisher, 1979-80
454	Sha Brooks, 2006-07
450	Vanessa Hayden, 2003-04
450	Brandi McCain, 2001-02
446	Keturah Bell, 1985-86
444	Sydney Moss, 2012-13
443	Doreen Landolfi, 1978-79
443	Murriel Page, 1997-98
436	Merlakia Jones, 1993-94
432	DeLisha Milton, 1996-97
423	Tammy Jackson, 1982-83
423	Sophia Witherspoon, 1988-89
421	Sha Brooks, 2008-09
415	Merlakia Jones, 1992-93
415	Tonya Washington, 1998-99

Field Goal Percentage (50 minimum FG Made)

619	Azania Stewart (91-147), 2009-10
615	Tammy Jackson (195-317), 1981-82
614	Murriel Page (151-246), 1994-95
603	Marsha Dotson (181-300), 2008-09
569	Naomi Mobley (145-255), 1999-00
577	Quientella Bonner (183-317), 1978-79
571	Murriel Page (253-443), 1997-98
569	Tammy Jackson (190-334), 1983-84
568	DeLisha Milton (188-331), 1994-95
567	Hollis Hindes (51-90), 1984-85
563	DeLisha Milton (243-432), 1996-97
562	Terry Whitehead (182-324), 1981-82
557	Tammy Jackson (190-334), 1983-84
557	Marsha Dotson (83-149), 2005-06

Three-Point Field Goals Made

101	Brandi McCain, 2000-01
83	Steffi Sorensen, 2009-10
80	Brandi McCain, 2001-02
78	Steffi Sorensen, 2009-10
78	Steffi Sorensen, 2008-09
73	Talatha Bingham, 1997-98
72	Jordan Jones, 2010-11
72	Talatha Bingham, 1996-97
67	Jordan Jones, 2011-12
65	Tamia Williams, 2004-05
63	Carlie Needles, 2012-13
61	Sha Brooks, 2005-06
55	Jordan Jones, 2009-10
55	Sha Brooks, 2006-07
55	Talatha Bingham, 1998-99
55	Depree Bowden, 2007-08
54	Jordan Jones, 2009-10
54	Bridget Pettis, 1992-93
53	Jaterra Bonds, 2010-11
52	Lily Svete, 2012-13
52	Bridget Pettis, 1991-92
50	Kerry Creameans, 1993-94

Three-Point Field Goals Att

322	Brandi McCain, 2000-01
243	Brandi McCain, 2001-02
233	Steffi Sorensen, 2009-10
226	Talatha Bingham, 1997-98
225	Talatha Bingham, 1996-97
224	Steffi Sorensen, 2009-10
210	Sha Brooks, 2006-07
203	Jordan Jones, 2009-10
199	Jordan Jones, 2009-10
199	Steffi Sorensen, 2008-09
189	Jordan Jones, 2011-12
186	Jordan Jones, 2010-11
185	Carlie Needles, 2012-13
184	Sha Brooks, 2005-06
181	Tamia Williams, 2004-05
177	Talatha Bingham, 1998-99
176	Bridget Pettis, 1992-93
173	Depree Bowden, 2007-08
172	Sha Brooks, 2007-08
170	Kerry Creameans, 1993-94
166	Talatha Bingham, 1995-96
163	Jaterra Bonds, 2010-11
163	Bridget Pettis, 1991-92
153	Dana Smith, 1995-96
150	Takiliya Davis, 1994-95

Three-Point Field Goal Pct. (30 minimum 3Pt-FG made)

400	Lily Svete (52-130), 2012-13
392	Steffi Sorensen (78-199), 2008-09
387	Jordan Jones (72-186), 2010-11
359	Tamia Williams (66-181), 2004-05
356	Steffi Sorensen (83-233), 2009-10
355	Brandi McCain (39-110), 1998-99
352	Tamia Williams (37-105), 2002-03
350	Sha Brooks (48-137), 2008-09
341	Carlie Needles (63-185), 2012-13
340	Tonya Washington (48-141), 1999-00
338	Jordan Jones (67-198), 2011-12
332	Sha Brooks (61-184), 2005-06
329	Brandi McCain (80-243), 2001-02
324	Talatha Bingham (73-226), 1997-98
324	Kerry Creameans (36-111), 1991-92
320	Dana Smith (49-153), 1995-96
320	Talatha Bingham (72-225), 1996-97

Free Throws Made

140	Jaterra Bonds, 2012-13
135	Sha Brooks, 2008-09
127	DeLisha Milton, 1996-97
121	Dalila Eshe, 2005-06
121	Sophia Witherspoon, 1991-92
117	Sha Brooks, 2006-07
111	Tiffany Travis, 1999-00
110	Marsha Dotson, 2007-08
107	Tombi Bell, 1999-00
105	Murriel Page, 1997-98
103	Sha Brooks, 2007-08
101	Vanessa Hayden, 2003-04
99	Marsha Dotson, 2006-07
99	Terry Whitehead, 1981-82
98	Tamara Stocks, 2000-01
98	DeLisha Milton, 1995-96
97	Naomi Mobley, 1999-00
96	Vanessa Hayden, 2001-02
96	Rhvonja Smith, 1988-89
96	Rhvonja Smith, 1989-90
95	Depree Bowden, 2006-07
94	Murriel Page, 1996-97

Free Throws Attempted

181	Jaterra Bonds, 2012-13
171	Sha Brooks, 2008-09
171	Vanessa Hayden, 2003-04
168	DeLisha Milton, 1996-97
166	Sophia Witherspoon, 1990-91
162	Marsha Dotson, 2007-08
158	Tombi Bell, 1999-00
157	Murriel Page, 1996-97
156	Vanessa Hayden, 2001-02
156	Tiffany Travis, 1999-00
156	Murriel Page, 1997-98
153	Naomi Mobley, 1999-00
151	Tammy Jackson, 1982-83
150	Sha Brooks, 2006-07
149	Rhvonja Smith, 1988-89
148	Rhvonja Smith, 1989-90
142	Dalila Eshe, 2005-06
142	DeLisha Milton, 1995-96

Free Throw Percentage (50 minimum FT Attempts)

887	Sharielle Smith (55-62), 2008-09
852	Dalila Eshe (121-142), 2005-06
852	Tiffany Travis (75-88), 1998-99
828	Sharielle Smith (48-58), 2007-08
820	Danielle Santos (41-50), 2002-03
818	Terry Whitehead (63-77), 1982-83
806	Brandi McCain (75-93), 2000-01
802	Brandi McCain (85-106), 1998-99
800	Jordan Jones (44-55), 2009-10
798	Sha Brooks (103-129), 2007-08
793	Sharon Jenkins (46-58), 1985-86
791	Sarah Lowe (68-86), 2005-06
789	Sha Brooks (135-171), 2008-09
788	Janna Bragg (67-85), 1986-87
788	Sharielle Smith (52-66), 2009-10
787	Brittany Davis (70-89), 2005-06
785	Depree Bowden (95-121), 2006-07
780	Sha Brooks (117-150), 2006-07
773	Jaterra Bonds (140-181), 2012-13
773	Terry Whitehead (99-128), 1981-82
772	Tamara Stocks (98-127), 2000-01

Assists

246	Brandi McCain, 1998-99
237	Camille Ratledge, 1987-88
228	Camille Ratledge, 1989-90
204	Tombi Bell, 1999-00
192	Camille Ratledge, 1988-89
170	Mahogany Hudson, 1996-97
164	Roonie Scovel, 1981-82
159	Camille Ratledge, 1986-87

154	Amanda Butler, 1990-91
152	Dana Smith, 1997-98
149	Sha Brooks, 2008-09
143	Sydney Moss, 2012-13
143	Brandi McCain, 2001-02
139	Tombi Bell, 2000-01
137	Mahogany Hudson, 1995-96
125	Jaterra Bonds, 2012-13
124	Brandi McCain, 2000-01
119	Lanita Bartley, 2010-11
113	Roonie Scovel, 1980-81

Turnovers

140	Camile Ratledge, 1987-88
138	Tombi Bell, 1999-00
130	Camile Ratledge, 1989-90
124	Jaterra Bonds, 2012-13
123	Sophia Witherspoon, 1988-89
121	Mahogany Hudson, 1996-97
123	Brandi McCain, 1998-99
118	Camile Ratledge, 1986-87
117	Sandra Wilson, 1982-83
114	Jaterra Bonds, 2010-11
114	Sha Brooks, 2008-09
114	DeLisha Milton, 1996-97
111	Roonie Scovel, 1981-82
110	Sarah Lowe, 2002-03
107	Brandi McCain, 2001-02
106	Kim Hoyt, 1977-78
105	Sophia Witherspoon, 1989-90

ANNUAL INDIVIDUAL LEADERS

TOTAL POINTS SCORED

Year	Gator (Class)	Points
1974-75 and 1975-76 Stats Not Available		
1976-77	Quientella Bonner (Fr.)	489
1977-78	Quientella Bonner (So.)	424
1978-79	Doreen Landolfi (So.)	466
1979-80	Cheryl Fisher (Jr.)	468
1980-81	Quientella Bonner (Sr.)	465
1981-82	Tammy Jackson (Fr.)	474
1982-83	Tammy Jackson (So.)	560
1983-84	Keturah Bell (So.)	449
1984-85	Tammy Jackson (Sr.)	447
1985-86	Keturah Bell (Sr.)	484
1986-87	Janna Bragg (Jr.)	439
1987-88	Janna Bragg (Sr.)	364
1988-89	Rhvonja Smith (So.)	448
1989-90	Rhvonja Smith (Jr.)	430
1990-91	Sophia Witherspoon (Sr.)	499
1991-92	Merlakia Jones (Fr.)	420
1992-93	Merlakia Jones (So.)	438
1993-94	Merlakia Jones (Sr.)	520
1994-95	Merlakia Jones (Sr.)	623
1995-96	DeLisha Milton (Jr.)	462
1996-97	DeLisha Milton (Sr.)	613
1997-98	Murriel Page (Sr.)	612
1998-99	Tonya Washington (Jr.)	468
1999-00	Tonya Washington (Sr.)	631
2000-01	Brandi McCain (Jr.)	572
2001-02	Vanessa Hayden (So.)	496
2002-03	Bernice Mosby (Fr.)	334
2003-04	Vanessa Hayden (Sr.)	571
2004-05	Bernice Mosby (Jr.)	488
2005-06	Dallia Eshe (Sr.)	327
2006-07	Sha Brooks (So.)	476
2007-08	Depree Bowden (Sr.)	442
2008-09	Sha Brooks (Sr.)	525
2009-10	Steffi Sorensen (Sr.)	307
2010-11	Jordan Jones (Jr.)	335
2011-12	Jennifer George (Jr.)	422
2012-13	Jaterra Bonds (Jr.)	486

AVERAGE POINTS SCORED

Year	Gator (Class)	Scoring Avg.
1974-75 and 1975-76 Stats Not Available		
1976-77	Quientella Bonner (Fr.)	22.2
1977-78	Doreen Landolfi (Fr.)	17.8
1978-79	Doreen Landolfi (So.)	19.4
1979-80	Cheryl Fisher (Jr.)	16.0
1980-81	Quientella Bonner (Sr.)	16.6
1981-82	Tammy Jackson (Fr.)	19.0
1982-83	Tammy Jackson (So.)	20.7
1983-84	Keturah Bell (So.)	16.0
1984-85	Tammy Jackson (Sr.)	14.4
1985-86	Keturah Bell (Sr.)	17.3
1986-87	Janna Bragg (Jr.)	15.7
1987-88	Janna Bragg (Sr.)	13.5
1988-89	Rhvonja Smith (So.)	15.5
1989-90	Rhvonja Smith (Jr.)	15.4
1990-91	Sophia Witherspoon (Sr.)	18.5
1991-92	Merlakia Jones (Fr.)	15.0
1992-93	Bridget Pettis (Sr.)	15.8
1993-94	Merlakia Jones (Sr.)	18.5
1994-95	Merlakia Jones (Sr.)	13.5
1995-96	DeLisha Milton (Jr.)	15.4
1996-97	DeLisha Milton (Sr.)	18.6
1997-98	Murriel Page (Sr.)	19.1
1998-99	Tonya Washington (Jr.)	16.7
1999-00	Tonya Washington (Sr.)	19.6
2000-01	Brandi McCain (Jr.)	18.7
2001-02	Vanessa Hayden (So.)	17.1
2002-03	Bernice Mosby (Fr.)	11.9
2003-04	Vanessa Hayden (Sr.)	19.0
2004-05	Bernice Mosby (Jr.)	15.5
2005-06	Dallia Eshe (Sr.)	14.2
2006-07	Sha Brooks (So.)	15.4
2007-08	Depree Bowden (Sr.)	13.4
2008-09	Sha Brooks (Sr.)	16.4
2009-10	Steffi Sorensen (Sr.)	9.6
2010-11	Jordan Jones (Jr.)	10.2
2011-12	Jennifer George (Jr.)	12.8
2012-13	Jaterra Bonds (Jr.)	13.1

TOTAL REBOUNDS

Year	Gator (Class)	Total
1974-75 and 1975-76 Stats Not Available		
1976-77	Quientella Bonner (Fr.)	376
1977-78	Quientella Bonner (So.)	351
1978-79	Quientella Bonner (Jr.)	307
1979-80	Cheryl Fisher (Jr.)	237
1980-81	Quientella Bonner (Sr.)	287
1981-82	Tammy Jackson (Fr.)	289
1982-83	Tammy Jackson (So.)	342
1983-84	Tammy Jackson (Jr.)	235
1984-85	Tammy Jackson (Sr.)	275
1985-86	Keturah Bell (Sr.)	273
1986-87	Lisa Born (Fr.)	237

1987-88	Casandra Washington (So.)	161
1988-89	Rhvonja Smith (So.)	229
1989-90	Rhvonja Smith (Jr.)	224
1990-91	LaTonya McGhee (So.)	284
1991-92	LaTonya McGhee (Jr.)	259
1992-93	LaTonya McGhee (Sr.)	244
1993-94	DeLisha Milton (Fr.)	334
1994-95	Takilya Davis (Sr.)	279
1995-96	Murriel Page (So.)	271
1996-97	Murriel Page (Jr.)	339
1997-98	Murriel Page (Sr.)	402
1998-99	Tonya Washington (Jr.)	232
1999-00	Naomi Mobley (So.)	308
2000-01	Naomi Mobley (Jr.)	284
2001-02	Vanessa Hayden (So.)	343
2002-03	Bernice Mosby (Fr.)	211
2003-04	Vanessa Hayden (Sr.)	317
2004-05	Bernice Mosby (Jr.)	214
2005-06	Dallia Eshe (Sr.)	213
2006-07	Marsha Dotson (So.)	237
2007-08	Marsha Dotson (Jr.)	262
2008-09	Marsha Dotson (Sr.)	220
2009-10	Sharielle Smith (Sr.)	203
2010-11	Azania Stewart (Jr.)	214
2011-12	Jennifer George (Jr.)	289
2012-13	Jennifer George (Sr.)	264

AVERAGE REBOUNDS

Year	Gator (Class)	Average (Total)
1974-75 and 1975-76 Stats Not Available		
1976-77	Quientella Bonner (Fr.)	17.1 (376)
1977-78	Quientella Bonner (So.)	13.5 (351)
1978-79	Quientella Bonner (Jr.)	11.8 (307)
1979-80	Cheryl Fisher (Jr.)	8.2 (237)
1980-81	Quientella Bonner (Sr.)	10.3 (287)
1981-82	Tammy Jackson (Fr.)	11.6 (289)
1982-83	Tammy Jackson (So.)	12.7 (342)
1983-84	Tammy Jackson (Jr.)	8.4 (235)
1984-85	Tammy Jackson (Sr.)	8.9 (275)
1985-86	Keturah Bell (Sr.)	9.8 (273)
1986-87	Lisa Born (Fr.)	8.5 (237)
1987-88	Casandra Washington (So.)	6.0 (161)
1988-89	Rhvonja Smith (So.)	7.9 (229)
1989-90	Rhvonja Smith (Jr.)	8.0 (224)
1990-91	LaTonya McGhee (So.)	10.5 (284)
1991-92	LaTonya McGhee (Jr.)	9.6 (259)
1992-93	LaTonya McGhee (Sr.)	9.0 (244)
1993-94	DeLisha Milton (Fr.)	11.5 (334)
1994-95	Takilya Davis (Sr.)	7.8 (259)
1995-96	Murriel Page (So.)	9.0 (271)
1996-97	Murriel Page (Jr.)	10.3 (339)
1997-98	Murriel Page (Sr.)	12.6 (402)
1998-99	Tonya Washington (Jr.)	8.3 (232)
1999-00	Naomi Mobley (So.)	9.1 (308)
2000-01	Naomi Mobley (Jr.)	9.8 (284)
2001-02	Vanessa Hayden (So.)	11.8 (343)
2002-03	Vanessa Hayden (Jr.)	9.4 (217)
2003-04	Vanessa Hayden (Sr.)	10.6 (310)
2004-05	Bernice Mosby (Jr.)	8.6 (214)
2005-06	Dallia Eshe (Sr.)	7.1 (213)
2006-07	Brittany Davis (Jr.)	7.1 (212)
2007-08	Marsha Dotson (So.)	7.6 (237)
2008-09	Marsha Dotson (Jr.)	7.9 (262)
2009-10	Marsha Dotson (Sr.)	6.9 (220)
2010-11	Sharielle Smith (Sr.)	6.3 (203)
2011-12	Azania Stewart (Jr.)	6.1 (214)
2012-13	Jennifer George (Jr.)	8.8 (289)
2012-13	Jennifer George (Sr.)	7.5 (264)

FIELD GOALS Made

Year	Gator (Class)	Made-Attempted
1974-75 and 1975-76 Stats Not Available		
1976-77	Quientella Bonner (Fr.)	220-410
1977-78	Quientella Bonner (So.)	185-367
1978-79	Doreen Landolfi (So.)	209-443
1979-80	Cheryl Fisher (Jr.)	208-469
1980-81	Quientella Bonner (Sr.)	208-387
1981-82	Tammy Jackson (Fr.)	195-317
1982-83	Tammy Jackson (So.)	240-431
1983-84	Keturah Bell (So.)	193-360
1984-85	Tammy Jackson (Sr.)	191-384
1985-86	Keturah Bell (Sr.)	209-446
1986-87	Janna Bragg (Jr.)	186-403
1987-88	Janna Bragg (Sr.)	151-339
1988-89	Rhvonja Smith (So.)	176-344
	Sophia Witherspoon (So.)	176-423
	Rhvonja Smith (Jr.)	167-332
1990-91	Erika Lang (Jr.)	158-325
1991-92	Merlakia Jones (Fr.)	178-329
1992-93	Merlakia Jones (So.)	196-415
1993-94	Merlakia Jones (Sr.)	224-436
1994-95	Merlakia Jones (Sr.)	257-590
1995-96	DeLisha Milton (Jr.)	182-380
1996-97	DeLisha Milton (Sr.)	243-432
1997-98	Murriel Page (Sr.)	253-443
1998-99	Tonya Washington (Jr.)	202-415
1999-00	Tonya Washington (Sr.)	266-619

2000-01	Brandi McCain (Jr.)	198-519
2001-02	Vanessa Hayden (So.)	200-395
2002-03	Bernice Mosby (Fr.)	138-330
2003-04	Vanessa Hayden (Sr.)	235-450
2004-05	Bernice Mosby (Jr.)	146-356
2005-06	Dallia Eshe (Sr.)	143-324
2006-07	Marsha Dotson (So.)	173-325
2007-08	Depree Bowden (Sr.)	170-402
2008-09	Marsha Dotson (Sr.)	181-300
2009-10	Steffi Sorensen (Sr.)	103-282
2010-11	Jaterra Bonds (Fr.)	115-309
2011-12	Jennifer George (Jr.)	175-326
2012-13	Sydney Moss (Fr.)	181-444

FIELD GOALS Attempted

Year	Gator (Class)	Attempted-Made
1974-75 and 1975-76 Stats Not Available		
1976-77	Quientella Bonner (Fr.)	410-220
1977-78	Quientella Bonner (So.)	367-185
1978-79	Doreen Landolfi (So.)	443-209
1979-80	Cheryl Fisher (Jr.)	469-208
1980-81	Quientella Bonner (Sr.)	387-208
1981-82	Terry Whitehead (Fr.)	324-182
1982-83	Tammy Jackson (So.)	431-240
1983-84	Keturah Bell (So.)	360-193
1984-85	Tammy Jackson (Sr.)	384-191
1985-86	Keturah Bell (Sr.)	446-209
1986-87	Janna Bragg (Jr.)	403-186
1987-88	Janna Bragg (Sr.)	339-151
1988-89	Sophia Witherspoon (So.)	423-176
1989-90	Sophia Witherspoon (Jr.)	396-161
1990-91	Sophia Witherspoon (Sr.)	341-148
1991-92	Bridget Pettis (Jr.)	377-142
1992-93	Merlakia Jones (So.)	415-196
1993-94	Merlakia Jones (Jr.)	436-224
1994-95	Merlakia Jones (Sr.)	590-257
1995-96	DeLisha Milton (Jr.)	380-182
1996-97	DeLisha Milton (Sr.)	432-243
1997-98	Murriel Page (Sr.)	443-253
1998-99	Tonya Washington (Jr.)	415-202
1999-00	Tonya Washington (Sr.)	619-266
2000-01	Brandi McCain (Jr.)	519-198
2001-02	Brandi McCain (Sr.)	450-152
2002-03	Bernice Mosby (Fr.)	330-138
2003-04	Vanessa Hayden (Sr.)	450-235
2004-05	Bernice Mosby (Jr.)	356-146
2005-06	Sha Brooks (Fr.)	351-138
2006-07	Sha Brooks (So.)	454-152
2007-08	Depree Bowden (Sr.)	402-170
2008-09	Sha Brooks (Sr.)	421-171
2009-10	Jordan Jones (So.)	315-96
2010-11	Jaterra Bonds (Fr.)	309-115
2011-12	Jennifer George (Jr.)	326-175
2012-13	Sydney Moss (Fr.)	444-181

FIELD GOAL Percentage
(min. 90 attempts)

Year	Gator (Class)	Pct. (Attempted-Made)
1974-75 and 1975-76 Stats Not Available		
1976-77	Quientella Bonner (Fr.)	.537 (220-410)
1977-78	Quientella Bonner (So.)	.504 (185-367)
1978-79	Quientella Bonner (Jr.)	.577 (183-317)
1979-80	Cheryl Fisher (Jr.)	.444 (208-469)
1980-81	Quientella Bonner (Sr.)	.537 (208-387)
1981-82	Tammy Jackson (Fr.)	.615 (195-317)
1982-83	Tammy Jackson (So.)	.557 (240-431)
1983-84	Tammy Jackson (Jr.)	.569 (190-334)
1984-85	Hollis Hindes (Sr.)	.567 (51-90)
1985-86	Keturah Bell (Sr.)	.468 (209-446)
1986-87	Lisa Webb (Sr.)	.551 (114-207)
1987-88	Robin Mathis (Sr.)	.550 (77-140)
1988-89	Rhvonja Smith (So.)	.521 (176-344)
1989-90	Erika Lang (So.)	.514 (95-185)
1990-91	LaTonya McGhee (So.)	.507 (155-306)
1991-92	Merlakia Jones (Fr.)	.541 (178-329)
1992-93	Merlakia Jones (So.)	.472 (196-415)
1993-94	Merlakia Jones (Jr.)	.514 (224-436)
1994-95	Murriel Page (Jr.)	.614 (151-246)
1995-96	Murriel Page (Sr.)	.486 (172-354)
1996-97	DeLisha Milton (Sr.)	.563 (243-432)
1997-98	Murriel Page (Sr.)	.571 (253-443)
1998-99	Tamara Stocks (So.)	.530 (140-264)
1999-00	Naomi Mobley (So.)	.569 (145-255)
2000-01	Vanessa Hayden (Fr.)	.522 (129-247)
2001-02	Vanessa Hayden (So.)	.506 (200-395)
2002-03	Vanessa Hayden (Jr.)	.440 (81-184)
2003-04	Vanessa Hayden (Sr.)	.522 (235-450)
2004-05	Brittany Davis (Jr.)	.541 (85-157)
2005-06	Marsha Dotson (Fr.)	.557 (83-149)
2006-07	Marsha Dotson (So.)	.532 (173-325)
2007-08	Marsha Dotson (Jr.)	.531 (170-402)
2008-09	Marsha Dotson (Sr.)	.603 (181-300)
2009-10	Azania Stewart (So.)	.619 (91-147)
2010-11	Jennifer George (So.)	.541 (93-172)
2011-12	Jennifer George (Jr.)	.537 (175-326)
2012-13	Christin Mercer (Fr.)	.529 (99-187)

3-Point FIELD GOALS Made

Year	Gator (Class)	Made-Attempted
1988-89	Casandra Washington (Jr.)	12-35
1989-90	Camille Ratledge (Sr.)	9-34
1990-91	Sophia Witherspoon (Sr.)	29-75
1991-92	Bridget Pettis (Jr.)	52-163
1992-93	Bridget Pettis (Sr.)	54-176
1993-94	Kerry Cremeans (Sr.)	50-170
1994-95	Takilya Davis (Sr.)	39-150
1995-96	Dana Smith (So.)	49-153
1996-97	Talatha Bingham (So.)	72-225

ANNUAL INDIVIDUAL LEADERS

1984-85	Tammy Jackson (Sr.)	65-124
1985-86	Keturah Bell (Sr.)	66-111
1986-87	Lisa Born (Fr.)	85-118
1987-88	Angie Scott (Sr.)	68-112
1988-89	Rhvonja Smith (So.)	96-149
1989-90	Rhvonja Smith (Sr.)	96-148
1990-91	Sophia Witherspoon (Sr.)	116-160
1991-92	Merlakia Jones (Fr.)	64-83
1992-93	Bridget Pettis (Sr.)	79-103
1993-94	Takilya Davis (Sr.)	81-125
1994-95	Merlakia Jones (Sr.)	81-117
1995-96	DeLisha Milton (Sr.)	98-142
1996-97	DeLisha Milton (Sr.)	127-168
1997-98	Murriel Page (Sr.)	105-156
1998-99	Tamara Stocks (So.)	88-138
1999-00	Tiffany Travis (Sr.)	111-156
2000-01	Tamara Stocks (Sr.)	98-127
2001-02	Vanessa Hayden (So.)	96-156
2002-03	Sarah Lowe (Fr.)	58-83
2003-04	Vanessa Hayden (Sr.)	101-171
2004-05	Bernice Mosby (Sr.)	89-125
2005-06	Dallia Eshe (Sr.)	121-142
2006-07	Sha Brooks (So.)	117-150
2007-08	Marsha Dotson (Sr.)	110-162
2008-09	Sha Brooks (Sr.)	135-171
2009-10	Azania Stewart (So.)	54-78
2010-11	Janita Bartley (Sr.)	90-132
2011-12	Janita Bartley (Sr.)	84-117
2012-13	Jaterra Bonds (Sr.)	140-181

FREE THROWS Attempted

Year	Gator (Class)	Attempted-Made
1974-75 and 1975-76 Stats Not Available		
1976-77	Quientella Bonner (Fr.)	74-49
1977-78	Quientella Bonner (So.)	86-54
1978-79	Kim Hoyt (So.)	104-74
1979-80	Dianne Duffy (Sr.)	90-65
1980-81	Melody Richardson (Sr.)	81-51
1981-82	Terry Whitehead (Fr.)	128-99
1982-83	Tammy Jackson (So.)	151-80
1983-84	Keturah Bell (So.)	100-63
1984-85	Tammy Jackson (Sr.)	124-65
1985-86	Keturah Bell (Sr.)	111-66
1986-87	Lisa Born (Fr.)	118-85
1987-88	Angie Scott (Sr.)	112-68
1988-89	Rhvonja Smith (So.)	149-96
1989-90	Rhvonja Smith (Sr.)	148-96
1990-91	Sophia Witherspoon (Sr.)	160-116
1991-92	LaTonya McGhee (Sr.)	109-58
1992-93	Bridget Pettis (Sr.)	103-79
1993-94	Takilya Davis (Sr.)	125-81
1994-95	Merlakia Jones (Sr.)	117-81
1995-96	DeLisha Milton (Sr.)	142-98
1996-97	DeLisha Milton (Sr.)	168-127
1997-98	Murriel Page (Sr.)	156-105
1998-99	Tamara Stocks (So.)	138-88
1999-00	Tombi Bell (Sr.)	158-107
2000-01	Tombi Bell (Sr.)	129-91
2001-02	Vanessa Hayden (So.)	156-96
2002-03	Bernice Mosby (Fr.)	89-51
2003-04	Vanessa Hayden (Sr.)	171-101
2004-05	Bernice Mosby (Sr.)	125-89
2005-06	Dallia Eshe (Sr.)	142-121
2006-07	Sha Brooks (So.)	150-117
2007-08	Marsha Dotson (Sr.)	110-162
2008-09	Sha Brooks (Sr.)	171-135
2009-10	Jennifer George (Fr.)	88-52
2010-11	Janita Bartley (Sr.)	132-90
2011-12	Jennifer George (Sr.)	136-72
2012-13	Jaterra Bonds (Sr.)	181-140

Free Throw Percentage
(min. 50 attempts)

Year	Gator (Class)	Pct. (Attempted-Made)
1974-75 to 1976-77 Stats Not Available		
1977-78	Cheryl Fisher (Fr.)	.644 (38-59)
1978-79	Kim Hoyt (Sr.)	.712 (74-104)
1979-80	Dianne Duffy (Sr.)	.722 (65-90)
1980-81	Dianne Duffy (Sr.)	.719 (46-64)
1981-82	Roonie Scovel (So.)	.792 (42-53)
1982-83	Terry Whitehead (So.)	.818 (63-77)
1983-84	Susan Stoddard (Fr.)	.741 (43-58)
1984-85	Sharlene Byrd (Sr.)	.707 (41-58)
1985-86	Sharon Jenkins (Sr.)	.793 (49-58)
1986-87	Janna Bragg (Sr.)	.788 (67-85)
1987-88	Lisa Born (So.)	.641 (50-78)
1988-89	Angie Scott (Sr.)	.748 (83-111)
1989-90	LaTonya McGhee (Fr.)	.671 (59-88)
1990-91	Sophia Witherspoon (Sr.)	.725 (116-160)
1991-92	Merlakia Jones (Fr.)	.771 (64-83)
1992-93	Bridget Pettis (Sr.)	.767 (79-103)
1993-94	Merlakia Jones (Sr.)	.680 (70-103)
1994-95	Merlakia Jones (Sr.)	.692 (81-117)
1995-96	DeLisha Milton (Sr.)	.690 (98-142)
1996-97	DeLisha Milton (Sr.)	.756 (127-168)
1997-98	Tamara Stocks (Fr.)	.738 (79-107)
1998-99	Tiffany Travis (Sr.)	.852 (75-88)

1999-00	Tamara Stocks (Sr.)	.729 (78-107)
2000-01	Brandi McCain (Sr.)	.806 (75-93)
2001-02	Brandi McCain (Sr.)	.724 (76-105)
2002-03	Danielle Santos (Fr.)	.820 (41-50)
2003-04	Tashia Morehead (Sr.)	.772 (88-114)
2004-05	Tamia Williams (Sr.)	.759 (44-58)
2005-06	Dallia Eshe (Sr.)	.852 (121-142)
2006-07	Depree Bowden (Sr.)	.785 (95-121)
2007-08	Sharielle Smith (So.)	.828 (48-58)
2008-09	Sharielle Smith (Sr.)	.887 (55-62)
2009-10	Jordan Jones (So.)	.800 (44-55)
2010-11	Jordan Jones (Sr.)	.782 (61-78)
2011-12	Jordan Jones (Sr.)	.750 (52-72)
2012-13	Jaterra Bonds (Sr.)	.773 (140-181)

ASSISTS

Year	Gator (Class)	TOTAL
1974-75 and 1975-76 Stats Not Available		
1976-77	Peggy Brookins (Sr.)	44
1977-78	Cheryl Fisher (Fr.)	55
1978-79	Kim Hoyt (So.)	87
1979-80	Kathy Bieniek (Sr.)	96
1980-81	Roonie Scovel (Fr.)	113
1981-82	Roonie Scovel (So.)	164
1982-83	Sandra Wilson (Sr.)	92
1983-84	Susan Stoddard (Fr.)	68
1984-85	Susan Stoddard (So.)	108
1985-86	Susan Stoddard (Sr.)	108
1986-87	Camille Ratledge (Fr.)	159
1987-88	Camille Ratledge (So.)	237
1988-89	Camille Ratledge (Sr.)	192
1989-90	Camille Ratledge (Sr.)	228
1990-91	Amanda Butler (Fr.)	148
1991-92	Amanda Butler (So.)	104
1992-93	Delmanetta Barlow (Sr.)	107
1993-94	Amanda Butler (Sr.)	80
1994-95	Mahogany Hudson (Fr.)	106
1995-96	Mahogany Hudson (So.)	137
1996-97	Mahogany Hudson (Sr.)	170
1997-98	Dana Smith (Sr.)	152
1998-99	Brandi McCain (Fr.)	246
1999-00	Tombi Bell (Sr.)	204
2000-01	Tombi Bell (Sr.)	139
2001-02	Brandi McCain (Sr.)	143
2002-03	Sarah Lowe (Fr.)	97
2003-04	Danielle Santos (So.)	100
2004-05	Tishona Gregory (Sr.)	81
2005-06	Sarah Lowe (Sr.)	110
2006-07	Depree Bowden (Sr.)	75
2007-08	Sha Brooks (Sr.)	87
2008-09	Sha Brooks (Sr.)	149
2009-10	Lonnika Thompson (Sr.)	91
2010-11	Janita Bartley (Sr.)	119
2011-12	Janita Bartley (Sr.)	105
2012-13	Sydney Moss (Fr.)	143

STEALS

Year	Gator (Class)	TOTAL
1974-75 and 1975-76 Stats Not Available		
1976-77	Kathy Bieniek (Fr.)	58
1977-78	Stats Not Available	
1978-79	Kim Hoyt (So.)	32
1979-80	Cheryl Fisher (Sr.)	63
1980-81	Quientella Bonner (Sr.)	54
1981-82	Tammy Jackson (Fr.)	42
1982-83	Tammy Jackson (So.)	56
1983-84	Margaret Peters (Sr.)	44
1984-85	Tammy Jackson (Sr.)	87
1985-86	Keturah Bell (Sr.)	37
1986-87	Camille Ratledge (Fr.)	65
1987-88	Camille Ratledge (So.)	62
1988-89	Camille Ratledge (Sr.)	63
1989-90	Rhvonja Smith (Sr.)	50
1990-91	Amanda Butler (Fr.)	34
1991-92	Bridget Pettis (Sr.)	49
1992-93	Merlakia Jones (So.)	63
1993-94	DeLisha Milton (Fr.)	69
1994-95	DeLisha Milton (So.)	81
1995-96	Mahogany Hudson (So.)	64
1996-97	DeLisha Milton (Sr.)	87
1997-98	Dana Smith (Sr.)	43
1998-99	Brandi McCain (Fr.)	79
1999-00	Tombi Bell (Sr.)	84
2000-01	Brandi McCain (Sr.)	76
2001-02	Brandi McCain (Sr.)	90
2002-03	Sarah Lowe (Fr.)	50
2003-04	Danielle Santos (So.)	53
2004-05	Sarah Lowe (Sr.)	46
2005-06	Sha Brooks (Fr.)	65
2006-07	Depree Bowden (Sr.)	70
2007-08	Depree Bowden (Sr.)	68
2008-09	Lonnika Thompson (Sr.)	57
2009-10	Steffi Sorensen (Sr.)	54
2010-11	Janita Bartley (Sr.)	62
2011-12	Janita Bartley (Sr.)	63
2012-13	Jennifer George (Sr.)	66

BLOCKS

Year	Gator (Class)	TOTAL
1974-75 and 1975-76 Stats Not Available		
1976-77	Quientella Bonner (Fr.)	28
1977-78	Stats Not Available	
1978-79	Quientella Bonner (Sr.)	83
1979-80	Barbara Chennault (Sr.)	9
1980-81	Quientella Bonner (Sr.)	104
1981-82	Pam Stone (Sr.)	39
1982-83	Keturah Bell (Fr.)	36
1983-84	Keturah Bell (So.)	50
1984-85	Tammy Jackson (Sr.)	48
1985-86	Keturah Bell (Sr.)	43
1986-87	Lisa Born (Fr.)	25
1987-88	Lisa Born (So.)	25
1988-89	Erika Lang (Fr.)	21
1989-90	LaTonya McGhee (Fr.)	24
1990-91	Jenn. Montgomery (Sr.)	20
1991-92	LaTonya McGhee (Sr.)	26
1992-93	LaTonya McGhee (Sr.)	19
1993-94	DeLisha Milton (Fr.)	42
1994-95	DeLisha Milton (So.)	42
1995-96	DeLisha Milton (Sr.)	40
1996-97	DeLisha Milton (Sr.)	48
1997-98	Tamara Stocks (Fr.)	18
1998-99	Tamara Stocks (So.)	33
1999-00	Naomi Mobley (So.)	28
2000-01	Vanessa Hayden (Fr.)	68
2001-02	Vanessa Hayden (So.)	126
2002-03	Vanessa Hayden (Sr.)	56
2003-04	Vanessa Hayden (Sr.)	107
2004-05	Dallia Eshe (Sr.)	26
2005-06	Danielle Santos (Sr.)	19
2006-07	Depree Bowden (Sr.)	23
2007-08	Aneika Henry (Sr.)	63
2008-09	Aneika Henry (Sr.)	47
2009-10	Azania Stewart (So.)	46
2010-11	Azania Stewart (Sr.)	62
2011-12	Azania Stewart (Sr.)	70
2012-13	Jennifer George (Sr.)	56

TURNOVERS

Year	Gator (Class)	TOTAL
1974-75 and 1975-76 Stats Not Available		
1976-77	Peggy Brookins (Sr.)	97
1977-78	Kim Hoyt (Fr.)	106
1978-79	Kim Hoyt (So.)	78
1979-80	Cheryl Fisher (Sr.)	103
1980-81	Roonie Scovel (Fr.)	101
1981-82	Pam Stone (Sr.)	89
1982-83	Sandra Wilson (Sr.)	117
1983-84	Susan Stoddard (Sr.)	75
1984-85	Susan Stoddard (Sr.)	111
1985-86	Janna Bragg (So.)	98
1986-87	Camille Ratledge (Fr.)	118
1987-88	Camille Ratledge (So.)	140
1988-89	Sophia Witherspoon (So.)	123
1989-90	Camille Ratledge (Sr.)	130
1990-91	Amanda Butler (Fr.)	96
1991-92	Bridget Pettis (Sr.)	96
1992-93	Bridget Pettis (Sr.)	73
1993-94	Crystal Parker (So.)	94
1994-95	Takilya Davis (Sr.)	97
1995-96	Mahogany Hudson (So.)	98
1996-97	Mahogany Hudson (Sr.)	121
1997-98	Tamara Stocks (Fr.)	94
1998-99	Brandi McCain (Fr.)	123
1999-00	Tombi Bell (Sr.)	84
2000-01	Tombi Bell (Sr.)	85
2001-02	Brandi McCain (Sr.)	107
2002-03	Sarah Lowe (Fr.)	110
2003-04	Vanessa Hayden (Sr.)	68
2004-05	Tishona Gregory (Sr.)	74
2005-06	Danielle Santos (Sr.)	90
2006-07	Sha Brooks (So.)	99
2007-08	Sha Brooks (Sr.)	103
2008-09	Sha Brooks (Sr.)	114
2009-10	Lonnika Thompson (Sr.)	79
2010-11	Jaterra Bonds (Fr.)	114
2011-12	Janita Bartley (Sr.)	89
2012-13	Jaterra Bonds (Sr.)	124

PERSONAL FOULS

Year	Gator (Class)	TOTAL-FO
1974-75 and 1975-76 Stats Not Available		
1976-77	Quientella Bonner (Fr.)	63-6
1977-78	Quientella Bonner (So.)	90-12
1978-79	Quientella Bonner (Sr.)	113-14
1979-80	Dianne Duffy (Sr.)	87-4
1980-81	Quientella Bonner (Sr.)	100-5
1981-82	Tammy Jackson (Fr.)	89-3
1982-83	Tammy Jackson (So.)	98-4
1983-84	Tammy Jackson (Sr.)	91-4
1984-85	Tammy Jackson (Sr.)	96-2
1985-86	Sharlene Byrd (Sr.)	104-11
1986-87	Lisa Born (Fr.)	101-8

1987-88	Camille Ratledge (So.)	95-6
1988-89	Erika Lang (Fr.)	101-10
1989-90	Erika Lang (So.)	104-12
1990-91	Erika Lang (Sr.)	88-5
1991-92	Aminda Butler (So.)	85-6
1992-93	Merlakia Jones (So.)	86-5
1993-94	DeLisha Milton (Fr.)	106-6
1994-95	DeLisha Milton (So.)	113-6
1995-96	DeLisha Milton (Sr.)	115-9
1996-97	DeLisha Milton (Sr.)	110-5
1997-98	Tamara Stocks (Fr.)	116-5
1998-99	Tamara Stocks (So.)	126-8
1999-00	Tamara Stocks (Sr.)	138-11
2000-01	Tamara Stocks (Sr.)	100-6
2001-02	Vanessa Hayden (So.)	102-7
2002-03	Bernice Mosby (Fr.)	66-2
2003-04	Vanessa Hayden (Sr.)	91-1
2004-05	Dallia Eshe (Sr.)	76-3
2005-06	Brittany Davis (Sr.)	81-3
2006-07	Marsha Dotson (So.)	103-3
2007-08	Marsha Dotson (Sr.)	96-2
2008-09	Marsha Dotson (Sr.)	92-0
2009-10	Azania Stewart (So.)	81-3
2010-11	Azania Stewart (Sr.)	92-4
2011-12	Azania Stewart (Sr.)	100-2
2012-13	Christin Mercer (Fr.)	86-2

MINUTES PLAYED

Year	Gator (Class)	TOTAL (Avg.)
1974-75 to 1982-83	Stats Not Available	
1983-84	Margaret Peters (Jr.)	-- (27.5)
1984-85	Susan Stoddard (So.)	-- (26.7)
1985-86	Sharon Jenkins (Sr.)	993 (35.5)
1986-87	Janna Bragg (Jr.)	949 (33.9)
1987-88	Camille Ratledge (So.)	968 (35.8)
1988-89	Camille Ratledge (Jr.)	867 (29.9)
1989-90	Camille Ratledge (Sr.)	895 (33.1)
1990-91	Sophia Witherspoon (Sr.)	873 (31.2)
1991-92	Amanda Butler (So.)	796 (28.4)
1992-93	Merlakia Jones (So.)	829 (28.6)
1993-94	Merlakia Jones (Jr.)	919 (32.8)
1994-95	Merlakia Jones (Sr.)	1020 (30.9)
1995-96	Dana Smith (So.)	1008 (33.6)
1996-97	Dana Smith (Jr.)	1193 (36.2)
1997-98	Murriel Page (Sr.)	1120 (35.0)
1998-99	Brandi McCain (Fr.)	1115 (33.8)
1999-00	Tonya Washington (Sr.)	1173 (34.5)
2000-01	Brandi McCain (Jr.)	1022 (35.2)
2001-02	Brandi McCain (Sr.)	1056 (36.4)
2002-03	Sarah Lowe (Fr.)	987 (35.2)
2003-04	Danielle Santos (So.)	951 (31.7)
2004-05	Tamia Williams (Sr.)	970 (27.2)
2005-06	Danielle Santos (Sr.)	977 (32.6)
2006-07	Sha Brooks (So.)	1021 (32.9)
2007-08	Sha Brooks (Jr.)	1064 (32.2)
2008-09	Steffi Sorensen (Jr.)	976 (30.5)
2009-10	Steffi Sorensen (Sr.)	1111 (31.4)
2010-11	Jordan Jones (Jr.)	1076 (32.6)
2011-12	Jordan Jones (Sr.)	994 (31.1)
2012-13	Jaterra Bonds (Fr.)	1258 (34.0)

CAREER RECORDS

1,000-Point Scorers

2,001	Merlakia Jones, 1992-95
1,915	Murriel Page, 1995-98
1,895	Tammy Jackson, 1981-85
1,858	DeLisha Milton, 1993-97
1,820	Sha Brooks, 2005-09
1,798	Quientella Bonner, 1976-81
1,580	Brandi McCain, 1998-02
1,576	Vanessa Hayden, 2000-04
1,531	Keturah Bell, 1982-86
1,529	Marshaë Dotson, 2005-09
1,488	Tiffany Travis, 1996-00
1,448	Tonya Washington, 1997-00
1,398	Rhvonja Smith, 1987-91
1,381	Sophia Witherspoon, 1988-91
1,349	Tamara Stocks, 1997-01
1,347	LaTonya McGhee, 1989-93
1,257	Jennifer George, 2009-13
1,221	Cheryl Fisher, 1977-81
1,124	Bernice Mosby, 2002-05
1,098	Jana Bragg, 1984-88
1,088	Jaterra Bonds, 2010-present
1,039	Talatha Bingham, 1996-99
983	Jordan Jones, 2009-12

Point Average

18.9	Doreen Landolfi, 1977-79
17.6	Quientella Bonner, 1977-81
17.1	Tammy Jackson, 1981-85
17.0	Merlakia Jones, 1992-95
16.2	Sophia Witherspoon, 1988-91
15.4	Tonya Washington, 1997-00
15.2	Bridget Pettis, 1991-93
15.0	Murriel Page, 1994-98
14.9	DeLisha Milton, 1993-97
14.9	Brandi McCain, 1998-02
14.7	Vanessa Hayden, 2000-04
14.4	Sha Brooks, 2005-09
13.5	Bernice Mosby, 2002-05
13.0	Terry Whitehead, 1983-85

active leader:

10.5 **Jaterra Bonds, 2010-present**

Rebounds

1,321	Quientella Bonner, 1977-81
1,251	Murriel Page, 1994-98
1,141	Tammy Jackson, 1981-85
1,109	DeLisha Milton, 1993-97
1,105	Vanessa Hayden, 2000-04
998	LaTonya McGhee, 1989-93
915	Jennifer George, 2009-13
884	Keturah Bell, 1982-86
884	Cheryl Fisher, 1977-81
854	Marshaë Dotson, 2005-09
830	Merlakia Jones, 1992-95
777	Rhvonja Smith, 1987-91
712	Naomi Mobley, 1998-01
664	Tamara Stocks, 1997-01

active leader:

297 **Jaterra Bonds, 2010-present**

Rebound Average

16.5	Cindy Kline, 1976-77
12.9	Quientella Bonner, 1976-81
10.3	Vanessa Hayden, 2000-04
10.3	Tammy Jackson, 1981-85
9.8	Murriel Page, 1994-98
9.2	LaTonya McGhee, 1989-93
8.9	DeLisha Milton, 1993-97
8.5	Cheryl Fisher, 1977-80
8.2	Pam Stone, 1981-83
7.9	Naomi Mobley, 1998-01
7.8	Keturah Bell, 1982-86
7.5	Bernice Mosby, 2002-05
7.1	Rhvonja Smith, 1987-91

active leader:

4.8 **Kayla Lewis, 2010-present**

Field Goals Made

855	Merlakia Jones, 1992-95
816	Tammy Jackson, 1981-85
796	Quientella Bonner, 1976-81
790	Murriel Page, 1994-98
747	DeLisha Milton, 1993-97
660	Keturah Bell, 1982-86
645	Vanessa Hayden, 2000-04
620	Tonya Washington, 1997-00
598	Marshaë Dotson, 2005-09
589	Sha Brooks, 2005-09
579	Tiffany Travis, 1996-00
558	LaTonya McGhee, 1989-93
548	Rhvonja Smith, 1987-91
543	Brandi McCain, 1998-02

538	Cheryl Fisher, 1977-81
511	Jennifer George, 2009-13
503	Tamara Stocks, 1997-01

active leader:

373 **Jaterra Bonds, 2010-present**

Field Goal Attempts

1,770	Merlakia Jones, 1992-95
1,613	Sha Brooks, 2005-09
1,481	Quientella Bonner, 1976-81
1,475	Brandi McCain, 1998-02
1,466	Tammy Jackson, 1981-85
1,437	Murriel Page, 1994-98
1,418	DeLisha Milton, 1993-97
1,352	Tonya Washington, 1997-00
1,335	Keturah Bell, 1982-86
1,276	Vanessa Hayden, 2000-04
1,271	Tiffany Travis, 1996-00
1,249	Cheryl Fisher, 1977-81
1,146	LaTonya McGhee, 1989-93
1,108	Rhvonja Smith, 1987-91
1,093	Talatha Bingham, 1996-99
1,077	Marshaë Dotson, 2005-09
1,026	Tamara Stocks, 1997-01
1,021	Bernice Mosby, 2002-05
996	Janna Bragg, 1984-88

active leader:

969 **Jaterra Bonds, 2010-present**

Field Goal Percentage (min. 350 att.)

.557	Tammy Jackson (816-1466), 1981-85
.555	Marshaë Dotson (598-1077), 2005-09
.551	Naomi Mobley (199-361), 1998-01
.550	Murriel Page (790-1437), 1994-98
.544	Azania Stewart (317-583), 2008-12
.538	Terry Whitehead (282-524), 1981-83
.537	Quientella Bonner (796-1481), 1976-81
.527	DeLisha Milton (747-1418), 1993-97
	Lisa Webb (166-315), 1983-87
.526	Hollis Hindes (276-525), 1981-85
.521	Robin Mathis, 1986-88
.516	Lisa Born (222-430), 1986-88
.514	Jennifer George (511-994), 2009-13
.505	Vanessa Hayden (645-1276), 2000-04
.490	Tamara Stocks (503-1026), 1997-01

Three-Point FG Made

246	Talatha Bingham, 1995-99
230	Brandi McCain, 1998-02
212	Sha Brooks, 2005-09
194	Jordan Jones, 2009-12
161	Steffi Sorensen, 2008-10
142	Dana Smith, 1994-98
125	Tamia Williams, 2001-05
109	Kerry Creameans, 1990-94
106	Bridget Pettis, 1991-93
96	Jaterra Bonds, 2010-present
87	Depree Bowden, 2004-08
80	Sharielle Smith, 2006-10
80	Danielle Santos, 2002-06

Three-Point FG Att.

794	Talatha Bingham, 1995-99
710	Brandi McCain, 1998-02
703	Sha Brooks, 2005-09
587	Jordan Jones, 2009-12
435	Dana Smith, 1994-98
432	Steffi Sorensen, 2008-10
374	Kerry Creameans, 1990-94
370	Tamia Williams, 2001-05
340	Jaterra Bonds, 2010-present
339	Bridget Pettis, 1991-93
298	Depree Bowden, 2004-08
278	Amanda Butler, 1990-94
265	Danielle Santos, 2002-06
259	Takilya Davis, 1991-95
252	Sarah Lowe, 2002-06

Three-Point FG% (min. 70 made)

.373	Steffi Sorensen (161-432), 2008-10
.360	T. Washington (73-203), 1997-00
.338	Tamia Williams (125-370), 2001-05
.338	Sharielle Smith (80-237), 2006-10
.333	Tashia Morehead (71-213), 2003-05
.330	Jordan Jones (194-587), 2009-12
.326	Dana Smith (142-435), 1994-98
.324	Brandi McCain (230-710), 1998-02
.321	Kim Dye (72-224), 2003-07
.313	Bridget Pettis (106-339), 1991-93
.310	T. Bingham (246-794), 1995-99
.302	Sha Brooks (212-703), 2005-09
.302	Danielle Santos (80-265), 2002-06

Free Throws Made

430	Sha Brooks, 2005-09
364	DeLisha Milton, 1993-97
343	Tamara Stocks, 1997-01
334	Murriel Page, 1994-98
333	Marshaë Dotson, 2005-09
299	Rhvonja Smith, 1987-91
292	Tiffany Travis, 1996-00
286	Vanessa Hayden, 2000-04
274	Tombi Bell, 1997-01
268	Sophia Witherspoon, 1988-91
264	Brandi McCain, 1998-02
263	Tammy Jackson, 1981-85
260	Merlakia Jones, 1991-95

active leader:

246 **Jaterra Bonds, 2010-present**

Free Throw Attempts

550	Sha Brooks, 2005-09
543	Murriel Page, 1994-98
536	DeLisha Milton, 1993-97
500	Vanessa Hayden, 2000-04
499	Marshaë Dotson, 2005-09
479	Tamara Stocks, 1997-01
474	Rhvonja Smith, 1987-91
469	Sophia Witherspoon, 1987-91
466	Tammy Jackson, 1981-85
418	Jennifer George, 2009-13
408	Tombi Bell, 1997-01
392	Tiffany Travis, 1996-00
383	LaTonya McGhee, 1989-93
371	Merlakia Jones, 1991-95
359	Erika Lang, 1988-92
353	Keturah Bell, 1982-86

active leader:

336 **Jaterra Bonds, 2010-present**

Free Throw Percentage (minimum 80 FT made)

.821	Sharielle Smith (192-234), 2006-10
.820	Roonie Scovel (82-100), 1980-83
.802	Dallia Eshe (223-278), 2002-06
.790	Terry Whitehead (162-205), 1981-83
.788	Brandi McCain (264-335), 1998-02
.782	Sha Brooks (430-550), 2005-09
.782	Danielle Santos (129-165), 2002-06
.776	Camille Ratledge (90-116), 1986-90
.766	Jordan Jones (157-205), 2009-12
.762	Sarah Lowe (192-252), 2002-06
.753	Tashia Morehead (128-170), 2003-05
.750	Janna Bragg (153-204), 1984-88

Assists

816	Camille Ratledge, 1986-90
568	Brandi McCain, 1998-02
497	Mahogany Hudson, 1994-98
431	Tombi Bell, 1999-01
401	Amanda Butler, 1990-94
376	Sarah Lowe, 2002-06
371	Susan Stoddard, 1983-87
368	Dana Smith, 1994-98
365	Sha Brooks, 2005-09
360	Roonie Scovel, 1980-84
298	Janna Bragg, 1984-88
297	Jaterra Bonds, 2010-present
265	Danielle Santos, 2002-06
255	Sandra Wilson, 1980-83
226	Crystal Parker, 1992-96
224	Janita Bartley, 2010-12
216	Sharlene Byrd, 1982-86
214	Tishona Gregory, 2001-05

Blocks

357	Vanessa Hayden, 2000-04
230	Quientella Bonner, 1976-81
205	Azania Stewart, 2008-12
191	Jennifer George, 2009-13
172	DeLisha Milton, 1993-97
160	Keturah Bell, 1982-86
121	Tammy Jackson, 1981-85
110	Aneika Henry, 2007-09
88	LaTonya McGhee, 1989-93
87	Tamara Stocks, 1998-01
75	Naomi Mobley, 1998-01
58	Dallia Eshe, 2002-06
55	Murriel Page, 1994-98
50	Lisa Born, 1986-87
50	Rhvonja Smith, 1987-91

active leader:

29 **Kayla Lewis, 2010-present**

Steals

281	DeLisha Milton, 1993-97
273	Brandi McCain, 1998-02
242	Sha Brooks, 2005-09
234	Camille Ratledge, 1986-90
216	Tammy Jackson, 1981-85
212	Mahogany Hudson, 1994-98
193	Merlakia Jones, 1991-95
192	Rhvonja Smith, 1987-91
191	Tombi Bell, 1997-01
185	Depree Bowden, 2004-08
183	Dana Smith, 1994-98
176	Sarah Lowe, 2002-06
171	Jennifer George, 2009-13
162	Danielle Santos, 2002-06
156	Sophia Witherspoon, 1988-91
150	Susan Stoddard, 1983-87

active leader:

102 **Jaterra Bonds, 2010-present**

Minutes Played

3987	Murriel Page, 1994-98 (128 GP)
3882	Sha Brooks, 2005-09 (126 GP)
3726	Dana Smith, 1994-98 (125 GP)
3726	Talatha Bingham, 1995-99 (128 GP)
3529	Brandi McCain, 1998-02 (106 GP)
3515	Camille Ratledge, 1986-90 (109 GP)
3378	DeLisha Milton, 1993-97 (125 GP)
3337	Sarah Lowe, 2002-06 (115 GP)
3196	Mahogany Hudson, 1994-98 (119 GP)
3,181	Jennifer George, 2009-13 (135 GP)
3,146	Jaterra Bonds 2010-pres (104 GP)
3039	Sharielle Smith, 2006-10 (125 GP)
3022	Tamara Stocks, 1997-01 (129 GP)

Games Played

135	Jennifer George, 2009-13
129	Tamara Stocks, 1997-01
128	Murriel Page, 1994-98
128	Talatha Bingham, 1996-99
127	Nldi Madu, 2007-12
126	Sha Brooks, 2005-09
126	Marshaë Dotson, 2005-09
125	Sharielle Smith, 2006-10
125	DeLisha Milton, 1993-97
125	Dana Smith, 1994-98
120	Depree Bowden, 2004-08
120	Crystal Parker, 1992-96
119	Mahogany Hudson, 1994-98
118	Kelly Freeman, 1996-00
118	Monique Cardenas, 1998-02

active leader:

104 **Jaterra Bonds, 2010-present**

Consecutive Games Started

123	Sha Brooks, 2005-09 (started 125 total)
109	Murriel Page, 1994-98 (started 111 total, final 109 of career)

76 Talatha Bingham, 1996-99 (started 115 total, final 76 of career)

70 . . . Jaterra Bonds, 2010-present (83 of 104)

66	Dana Smith, 1994-98 (107 total)
66	Camille Ratledge, 1986-90 (101 total)
63	Steffi Sorensen, 2008-10 (63 total)
60	Tamara Stocks, 1997-01 (124 total, final 38 of career)

Games Started

125	Sha Brooks, 2005-09
124	Tamara Stocks, 1997-01
116	DeLisha Milton, 1993-97
115	Talatha Bingham, 1996-99
111	Murriel Page, 1994-98
107	Dana Smith, 1994-98
102	Mahogany Hudson, 1994-98
101	Camille Ratledge, 1986-90

active leader:

83 **Jaterra Bonds, 2010-present**

ALL-TIME 1,000-POINT SCORERS

**1. Merlakia Jones, 1992-95**

2,001 points • Scored her 1,000th career point on Dec. 20, 1993 vs. Tennessee Tech (64th game) • Scored her 2,000th career point on March 18, 1995 vs. Virginia (118th game)

YEAR	G-GS	MIN/Avg.	FG-FGA	FG%	3FG-FGA	3FG%	FT-FTA	FT%	OR-DR	REB.	AVG.	PF/D	AST	TO	BLK	STL	PTS/AVG.
1991-92	28-19	709/25.3	178-329	.541	0-0	.000	64-83	.771	--	139	5.0	62-2	25	54	4	32	420/15.0
1992-93	29-29	829/28.6	196-415	.472	1-4	.250	45-68	.662	--	202	7.0	86-5	42	48	9	63	438/15.1
1993-94	28-28	919/32.8	224-436	.514	2-8	.250	70-103	.680	--	282	10.1	66-3	49	64	1	52	520/18.6
1994-95	33-33	1020/30.9	257-590	.436	28-113	.248	81-117	.692	--	207	6.3	68-1	54	79	7	46	623/18.9
TOTALS	118-109	3477/29.5	855-1770	.483	31-125	.248	260-371	.701	--	830	7.0	282-11	170	245	21	193	2001/16.9

**2. Murriel Page, 1995-98**

1,915 points • Scored her 1,000th career point on Jan. 4, 1997 vs. Auburn (78th game) • 1,251 career rebounds (second all-time)

YEAR	G-GS	MIN/Avg.	FG-FGA	FG%	3FG-FGA	3FG%	FT-FTA	FT%	OR-DR	REB.	AVG.	PF/D	AST	TO	BLK	STL	PTS/AVG.
1994-95	33-16	829/25.1	151-246	.614	0-0	.000	47-90	.522	100-139	239	7.2	89-2	30	47	13	20	349/10.6
1995-96	30-30	959/32.0	172-354	.486	0-0	.000	88-140	.629	100-171	271	9.0	85-3	48	80	17	36	432/14.4
1996-97	33-33	1079/32.7	214-394	.543	0-0	.000	94-157	.599	129-210	339	10.3	83-2	52	80	12	30	522/15.8
1997-98	32-32	1120/35.0	253-443	.571	1-6	.167	105-156	.673	131-271	402	12.6	87-1	70	87	13	42	612/19.1
TOTALS	128-111	3987/31.1	790-1437	.550	1-6	.167	334-543	.615	460-791	1251	9.8	344-8	200	294	55	128	1915/15.0

**3. Tammy Jackson, 1981-85**

1,895 points • Scored her 1,000th career point on Feb. 26, 1983 vs. Vanderbilt (51st game) • Also collected 1,141 career rebounds

YEAR	G-GS	MIN/Avg.	FG-FGA	FG%	3FG-FGA	3FG%	FT-FTA	FT%	OR-DR	REB.	AVG.	PF/D	AST	TO	BLK	STL	PTS/AVG.
1981-82	25-20		195-317	.615	--	--	84-124	.677	--	289	11.6	89/3	9	61	15	42	474/19.0
1982-83	27-25		240-431	.557	--	--	80-151	.530	--	342	12.7	98/4	7	85	22	56	560/20.7
1983-84	28-25	711/25.4	190-334	.569	--	--	34-67	.507	--	235	8.4	91/4	34	65	36	31	414/14.9
1984-85	31-31	812/26.2	191-384	.497	--	--	65-124	.524	--	275	8.9	96/2	50	78	48	87	447/14.4
TOTALS	111-101	--	816-1466	.557	--	--	263-466	.564	--	1141	10.3	374/13	100	289	121	216	1895/17.1

**4. DeLisha Milton, 1993-97**

1,858 points • Scored her 1,000th career point on Jan. 9, 1996 vs. UCF (78th game) • Also collected 1,109 career rebounds

YEAR	G-GS	MIN/Avg.	FG-FGA	FG%	3FG-FGA	3FG%	FT-FTA	FT%	OR-DR	REB.	AVG.	PF/D	AST	TO	BLK	STL	PTS/AVG.
1993-94	29-29	787/27.1	134-275	.487	0-0	.000	71-116	.612	134-200	334	11.5	106-6	31	67	42	69	339/11.7
1994-95	33-31	793/24.0	188-331	.568	0-1	.000	68-110	.618	100-119	219	6.6	113-6	27	67	42	81	444/13.5
1995-96	30-23	785/26.2	182-380	.479	0-7	.000	98-142	.690	97-165	262	8.7	115-9	47	80	40	44	462/15.4
1996-97	33-33	1013/30.7	243-432	.563	0-0	.000	127-168	.756	105-189	294	8.9	110-5	67	114	48	87	613/18.6
TOTALS	125-116	3378/27.0	747-1418	.527	0-8	.000	364-536	.679	436-673	1109	8.9	444-26	172	328	172	281	1858/14.9

**5. Sha Brooks, 2005-09**

1,820 points • Scored her 1,000th career point on Dec. 22, 2007 vs. Saint Louis (72nd game)

Year	GP-GS	Min	Avg	FG-FGA	Pct	3FG-FGA	Pct	FT-FTA	Pct	OR-DR	REB	Avg	PF-FO	Ast	TO	Blk	Stl	Pts	Avg
2005-06	30-29	824	27.5	138-351	.393	61-184	.332	75-100	.750	26-53	79	2.6	48-0	55	70	5	65	412	13.7
2006-07	31-31	1021	32.9	152-454	.335	55-210	.262	117-150	.780	39-77	116	3.7	62-1	74	99	4	63	476	15.4
2007-08	33-33	1064	32.2	128-387	.331	48-172	.279	103-129	.798	35-66	101	3.1	53-0	87	103	4	62	407	12.3
2008-09	32-32	973	30.4	171-421	.406	48-137	.350	135-171	.789	34-55	89	2.8	75-3	149	114	8	52	525	16.4
TOTAL	126-125	3882	30.8	589-1613	.365	212-703	.302	430-550	.782	134-251	385	3.1	238-4	365	386	21	242	1820	14.4

**6. Quientella Bonner, 1976-81**

1,798 points • Scored her 1,000th career point on Dec. 6, 1979 vs. Georgia State (53rd game) • Also collected program-record 1,321 career rebounds

YEAR	G-GS	MIN/Avg.	FG-FGA	FG%	3FG-FGA	3FG%	FT-FTA	FT%	OR-DR	REB.	AVG.	PF/D	AST	TO	BLK	STL	PTS/AVG.
1976-77	22	--	220/410	.537	--	--	49-74	.662	--	376	17.1	63/6	25	73	28	32	489/22.2
1977-78	26	--	185/367	.504	--	--	54/86	.628	--	351	13.5	90/12	26	88	--	--	424/16.3
1978-79	26	--	183/317	.577	--	--	54/84	.643	--	307	11.8	113/14	35	--	--	--	420/16.2
1980-81	28	--	208/387	.537	--	--	49/73	.671	--	287	10.3	100/5	25	75	104	54	465/16.6
TOTALS	102	--	796/1481	.538	--	--	--	--	--	1,321	12.9	--	--	--	230	--	1789/17.5

**7. Brandi McCain, 1998-2002**

1,580 points • Scored her 1,000th career point on Feb. 11, 2001 vs. Tennessee (71st game) • Also dished a program-record 246 assists

YEAR	G-GS	MIN/Avg.	FG-FGA	FG%	3FG-FGA	3FG%	FT-FTA	FT%	OR-DR	REB.	AVG.	PF/D	AST	TO	BLK	STL	PTS/AVG.
1998-99	33-33	1115/33.8	152-389	.391	39-110	.355	85-106	.802	15-95	110	3.3	91/1	246	123	0	79	428/13.0
1999-00	15-0	335/22.3	41-117	.350	10-35	.286	28-31	.903	8-18	26	1.7	38/0	55	45	0	28	120/8.0
2000-01	29-29	1022/35.2	198-519	.382	101-322	.314	75-93	.806	22-54	76	2.6	64/0	124	70	0	76	572/19.7
2001-02	29-29	1056/36.4	152-450	.338	80-243	.329	76-105	.724	22-85	107	3.7	75/3	143	107	3	90	460/15.9
TOTALS	106-91	3529/33.3	543-1475	.368	230-710	.324	264-335	.788	67-252	319	3.0	268/4	568	345	3	273	1580/14.9

**8. Vanessa Hayden, 2000-04**

1,576 points • Scored her 1,000th career point on March 6, 2003 vs. Vanderbilt (77th game) • Also collected 1,105 career rebounds and a program-record 357 blocks

YEAR	G-GS	MIN/Avg.	FG-FGA	FG%	3FG-FGA	3FG%	FT-FTA	FT%	OR-DR	REB.	AVG.	PF/D	AST	TO	BLK	STL	PTS/AVG.
2000-01	30-0	554/18.5	129-247	.522	0-0	.000	54-115	.470	109-166	275	9.2	97-5	17	55	68	31	312/10.4
2001-02	29-29	799/27.6	200-395	.506	0-0	.000	96-156	.615	131-212	343	11.8	102-7	41	95	126	23	496/17.1
2002-03	18-16	390/21.7	81-184	.440	0-0	.000	35-58	.603	58-112	170	9.4	57-2	15	38	56	15	197/10.9
2003-04	30-30	823/27.4	235-450	.522	0-0	.000	101-171	.591	107-210	317	10.6	91-1	38	68	107	26	571/19.0
TOTALS	107-75	2566/24.0	645-1276	.505	0-0	.000	286-500	.572	405-700	1105	10.3	347-15	111	256	357	95	1576/14.7

ALL-TIME 1,000-POINT SCORERS

**9. Keturah Bell, 1982-86**

1,531 points • Scored her 1,000th career point on Feb. 20, 1985 vs. Florida State (82nd game)

YEAR	G-GS	MIN/Avg.	FG-FGA	FG%	3FG-FGA	3FG%	FT-FTA	FT%	OR-DR	REB.	AVG.	PF/D	AST	TO	BLK	STL	PTS/AVG.
1982-83	27-5	--	110/202	.545	--	--	23/53	.434	--	208	7.7	69/4	10	21	36	17	243/9.0
1983-84	28-14	680/24.3	193/360	.536	--	--	63/100	.630	--	185	6.6	86/4	12	51	50	25	449/16.0
1984-85	31-31	809/26.1	148/327	.453	--	--	59/89	.663	--	218	7.0	78/5	22	67	31	50	355/11.5
1985-86	28-28	905/32.3	209/446	.468	--	--	66/111	.594	--	273	9.8	102/7	22	61	43	37	484/17.3
TOTALS	114/78	--	660/1335	.494	--	--	211/353	.597	--	884	7.8	335/20	66	200	160	129	1531/13.4

**10. Marsha Dotson, 2005-09**

1,529 points • Scored her 1,000th career point on Feb. 10, 2008 vs. Mississippi State (85th game)

Year	GP-GS	Min	Avg	FG-FGA	Pct	3FG-FGA	Pct	FT-FTA	Pct	OR-DR	REB	Avg	PF-FO	Ast	TO	Blk	Stl	Pts	Avg
2005-06	30-0	441	14.7	83-149	.557	0-0	.000	39-67	.582	54-81	135	4.5	70-1	13	38	6	18	205	6.8
2006-07	31-31	894	28.8	173-325	.532	0-0	.000	99-138	.717	73-164	237	7.6	103-3	21	74	17	48	445	14.4
2007-08	33-32	878	26.6	161-303	.531	0-0	.000	110-162	.679	113-149	262	7.9	96-2	54	95	16	57	432	13.1
2008-09	32-32	819	25.6	181-300	.603	0-0	.000	85-132	.644	97-123	220	6.9	92-0	34	77	11	40	447	14.0
TOTAL	126-95	3032	24.1	598-1077	.555	0-0	.000	333-499	.667	337-517	854	6.8	361-6	122	284	50	163	1529	12.1

**11. Tiffany Travis, 1996-2000**

1,488 points • Scored her 1,000th career point on Dec. 1, 1999 vs. Miami (85th game)

YEAR	G-GS	MIN/Avg.	FG-FGA	FG%	3FG-FGA	3FG%	FT-FTA	FT%	OR-DR	REB.	AVG.	PF/D	AST	TO	BLK	STL	PTS/AVG.
1996-97	33-3	448/13.5	91-204	.446	0-7	.000	52-70	.743	35-50	85	2.6	48/0	20	51	4	21	234/7.1
1997-98	16-9	354/22.1	87-167	.521	1-3	.333	54-78	.692	30-64	94	5.9	36/1	17	39	1	22	229/14.3
1998-99	32-22	751/23.5	189-410	.461	12-30	.400	75-88	.852	48-85	133	4.2	82/4	29	62	3	36	465/14.5
1999-00	34-34	969/28.5	212-490	.433	25-71	.352	111-156	.712	61-86	147	4.3	85/1	44	98	0	54	560/16.5
TOTALS	115/68	2522/21.9	579-1271	.456	38-111	.342	292-392	.745	174-285	459	4.0	251/6	110	250	8	133	1488/12.9

**12. Tonya Washington, 1997-2000**

1,448 points • Scored her 1,000th career point on Jan. 3, 2000 vs. Wisconsin-Green Bay (71st game)

YEAR	G-GS	MIN/Avg.	FG-FGA	FG%	3FG-FGA	3FG%	FT-FTA	FT%	OR-DR	REB.	AVG.	PF/D	AST	TO	BLK	STL	PTS/AVG.
1997-98	32-3	754/23.6	152-318	.478	1-3	.333	44-71	.620	78-95	173	5.4	41/0	35	81	14	26	349/10.9
1998-99	28-12	850/30.4	202-415	.487	24-59	.407	40-58	.690	73-159	232	8.3	46/0	40	59	13	28	468/16.7
1999-00	34-34	1174/34.5	266-619	.430	48-141	.340	51-72	.708	118-116	234	6.9	49/0	64	80	11	52	631/18.6
TOTALS	94-49	2778/29.6	620-1352	.459	73-203	.360	135-201	.672	269-370	639	6.8	136/0	139	220	38	106	1448/15.4

**13. Rhvonja Smith, 1987-91**

1,398 points • Scored her 1,000th career point on Dec. 13, 1990 vs. Alabama-Huntsville (76th game)

YEAR	G-GS	MIN/Avg.	FG-FGA	FG%	3FG-FGA	3FG%	FT-FTA	FT%	OR-DR	REB.	AVG.	PF/D	AST	TO	BLK	STL	PTS/AVG.
1987-88	27/10	636/23.6	97/222	.437	0/0	.000	53/96	.552	--	161	6.0	80/3	16	78	24	42	247/9.2
1988-89	29/29	848/29.2	176/334	.512	0/0	.000	96/149	.644	--	229	7.9	98/7	11	93	3	53	448/15.5
1989-90	28/25	783/28.0	167/332	.503	0/2	.000	96/148	.649	--	224	8.0	83/3	24	76	19	50	430/15.4
1990-91	26/26	689/26.5	108/220	.483	1/3	.333	53/81	.667	--	163	6.3	76/5	44	88	4	47	273/10.2
TOTALS	110/90	2956/26.9	548/1108	.494	1/5	.200	298/474	.628	--	777	7.1	337/18	95	335	50	192	1398/12.7

**14. Sophia Witherspoon, 1988-91**

1,381 points • Scored her 1,000th career point on Dec. 13, 1990 vs. Alabama-Huntsville (67th game)

YEAR	G-GS	MIN/Avg.	FG-FGA	FG%	3FG-FGA	3FG%	FT-FTA	FT%	OR-DR	REB.	AVG.	PF/D	AST	TO	BLK	STL	PTS/AVG.
1988-89	29/23	808/27.9	176/423	.416	5/19	.263	69/111	.622	--	164	5.7	66/1	62	123	3	39	436/15.0
1989-90	28/21	745/26.6	161/396	.407	8/35	.229	78/132	.591	--	122	4.4	71/4	62	105	3	50	424/15.1
1990-91	28/28	873/31.2	155/353	.439	30/79	.380	121/166	.729	--	159	5.7	58/1	54	88	6	67	521/18.5
TOTALS	85/72	2426/28.5	492/1172	.419	43/133	.323	268/409	.655	--	445	5.3	195/6	178	316	12	156	1381/16.2

**15. Tamara Stocks, 1997-2001**

1,349 points • Scored her 1,000th career point on March 21, 2000 vs. Maryland (97th game)

YEAR	G-GS	MIN/Avg.	FG-FGA	FG%	3FG-FGA	3FG%	FT-FTA	FT%	OR-DR	REB.	AVG.	PF/D	AST	TO	BLK	STL	PTS/AVG.
1997-98	32-32	764/23.9	130-242	.537	0-1	.000	79-107	.738	59-90	149	4.7	116-5	25	94	18	18	339/10.6
1998-99	33-32	775/23.5	140-264	.530	0-1	.000	88-138	.638	84-113	197	6.0	126-8	26	102	33	33	368/11.2
1999-00	34-30	767/22.6	120-261	.460	0-1	.000	78-107	.729	82-83	165	4.9	138-11	21	87	23	40	318/9.4
2000-01	30-30	716/23.9	113-259	.436	0-0	.000	98-127	.772	72-81	153	5.1	100-6	34	85	13	41	324/10.8
TOTALS	129-124	3022/23.4	503-1026	.490	0-3	.000	343-479	.716	297-367	664	5.1	480-30	106	368	87	132	1349/10.5

**16. LaTonya McGhee, 1989-93**

1,347 points • Scored her 1,000th career point on Dec. 6, 1992 vs. Mississippi State (85th game)

YEAR	G-GS	MIN/Avg.	FG-FGA	FG%	3FG-FGA	3FG%	FT-FTA	FT%	OR-DR	REB.	AVG.	PF/D	AST	TO	BLK	STL	PTS/AVG.
1989-90	27/16	556/20.6	96/188	.511	0/1	.000	59/88	.671	--	206	7.6	52/1	10	44	24	12	251/9.3
1990-91	28/27	819/29.3	161/316	.507	0/0	.000	58/90	.645	--	289	10.3	74/2	29	58	19	42	380/13.6
1991-92	27/23	671/24.9	140/301	.465	1/1	1.000	58/109	.532	--	259	9.6	60/2	14	59	26	32	339/12.6
1992-93	27/25	823/30.5	161/341	.472	0/1	.000	55/96	.573	--	244	9.0	63/0	17	42	19	34	377/14.0
TOTALS	109/91	2869/26.3	558/1146	.486	1/3	.333	230/383	.601	--	998	9.2	249/5	70	203	88	120	1347/12.4

ALL-TIME 1,000-POINT SCORERS

**17. Jennifer George, 2009-13**

1,257 points • Scored her 1,000th career point on Dec. 7, 2012 vs. Pacific (109th game)

YEAR	G-GS	MIN/Avg.	FG-FGA	FG%	3FG-FGA	3FG%	FT-FTA	FT%	OR-DR	REB.	AVG.	PF/D	AST	TO	BLK	STL	PTS/AVG.
2009-10	32-5	619/19.3	80-149	.537	0-0	.000	52-88	.591	70-97	167	5.2	58-0	12	58	36	36	212/6.6
2010-11	35-6	678/19.4	93-172	.541	0-1	.000	53-92	.576	84-111	195	5.6	77-4	26	58	46	29	239/6.8
2011-12	33-27	916/27.8	175-326	.537	0-0	.000	72-135	.533	123-166	289	8.8	76-1	35	78	53	40	422/12.8
2012-13	35-31	968/27.7	163-347	.470	0-0	.000	58-103	.563	83-181	264	7.5	70-2	50	102	56	66	384/11.0
TOTAL	135-69	3181/23.6	511-994	.514	0-1	.000	235-418	.562	360-555	915	6.8	281-7	123	296	191	171	1257/9.3

**18. Cheryl Fisher, 1977-81**

1,221 points • Scored her 1,000th career point on Nov. 26, 1980 vs. Stetson (84th game)

YEAR	G-GS	MIN/Avg.	FG-FGA	FG%	3FG-FGA	3FG%	FT-FTA	FT%	OR-DR	REB.	AVG.	PF/D	AST	TO	BLK	STL	PTS/AVG.
1977-78	26/-	--	108/241	.448	--	--	38/59	.644	--	236	9.1	84/9	55	66	--	--	254/9.8
1978-79	26/-	--	105/255	.412	--	--	33/54	.611	--	219	8.4	97/6	33	--	--	--	243/9.3
1979-80	29/-	--	208/469	.444	--	--	52/75	.693	--	237	8.2	75/3	49	103	6	63	468/16.0
1980-81	23/-	--	117/284	.412	--	--	22/39	.564	--	192	8.3	48/0	25	73	7	25	256/11.1
TOTALS	104/-	--	538/1249	.430	--	--	145/227	.638	--	884	8.5	304/18	162	--	--	--	1221/11.7

**19. Bernice Mosby, 2002-05**

1,124 points • Scored her 1,000th career point on Jan. 27, 2005 vs. Georgia (77th game)

YEAR	G-GS	MIN/Avg.	FG-FGA	FG%	3FG-FGA	3FG%	FT-FTA	FT%	OR-DR	REB.	AVG.	PF/D	AST	TO	BLK	STL	PTS/AVG.
2002-03	28-23	727/26.0	138-330	.418	7-31	.226	51-89	.573	76-135	211	7.5	66/2	19	77	16	27	334/11.9
2003-04	30-0	744/24.8	148-335	.442	27-67	.403	79-115	.687	68-132	200	6.7	71/0	34	57	6	31	402/13.4
2004-05	25-25	758/30.3	146-356	.410	7-25	.280	89-125	.712	70-144	214	8.6	54/2	32	55	19	32	388/15.5
TOTALS	83-48	2229/26.9	432-1021	.423	41-123	.333	219-329	.666	214-411	625	7.5	191/4	85	189	41	90	1124/13.5

**20. Janna Bragg, 1984-88**

1,098 points • Scored her 1,000th career point on Feb. 6, 1988 vs. Auburn (108th game)

YEAR	G-GS	MIN/Avg.	FG-FGA	FG%	3FG-FGA	3FG%	FT-FTA	FT%	OR-DR	REB.	AVG.	PF/D	AST	TO	BLK	STL	PTS/AVG.
1984-85	31-0	465/15.0	32/67	.478	--	--	20/26	.769	--	33	1.1	33/0	41	45	2	22	84/2.7
1985-86	28-17	876/31.3	87/187	.465	--	--	37/51	.725	--	68	2.4	54/2	94	98	0	28	211/7.5
1986-87	28-28	949/33.9	186/403	.462	--	--	67/85	.788	--	79	2.8	68/3	88	81	0	51	439/15.7
1987-88	27-25	885/32.8	151/339	.445	11/37	.297	29/42	.691	--	71	2.6	73/7	75	86	1	45	364/13.5
TOTALS	114-70	3175/27.9	456/996	.458	11/37	.297	153/204	.750	--	251	2.2	228/12	298	310	3	146	1098/9.6

**21. Jattera Bonds, 2010-present**

1,088 points • Scored her 1,000th career point on March 8, 2013 vs. Tennessee (99th game)

YEAR	G-GS	MIN/Avg.	FG-FGA	FG%	3FG-FGA	3FG%	FT-FTA	FT%	OR-DR	REB.	AVG.	PF/D	AST	TO	BLK	STL	PTS/AVG.
2010-11	34-13	921/27.1	115-309	.372	53-163	.325	52-76	.684	14-66	80	2.4	63-0	85	114	2	25	335/9.9
2011-12	33-33	967/29.3	94-283	.332	25-113	.221	54-79	.684	13-66	79	2.4	68-0	87	85	0	31	267/8.1
2012-13	37-37	1258/34.0	164-377	.435	18-64	.281	140-181	.773	36-102	138	3.7	75-5	125	124	2	46	486/13.1
TOTAL	104-83	3146/30.3	373-969	.385	96-340	.282	246-336	.732	63-234	297	2.9	206-5	297	323	4	102	1088/10.5

**22. Talatha Bingham, 1996-99**

1,039 points • Scored her 1,000th career point on Feb. 21, 1999 vs. Mississippi State (125th game)

YEAR	G-GS	MIN/Avg.	FG-FGA	FG%	3FG-FGA	3FG%	FT-FTA	FT%	OR-DR	REB.	AVG.	PF/D	AST	TO	BLK	STL	PTS/AVG.
1995-96	30-21	709/23.6	65-225	.289	48-166	.289	19-39	.487	37-66	103	3.4	73/1	21	20	0	16	197/6.6
1996-97	33-29	984/29.8	99-320	.309	72-225	.320	24-37	.649	53-53	106	3.2	84/2	57	49	4	38	294/8.9
1997-98	32-32	921/28.8	87-281	.310	73-226	.323	24-44	.545	32-67	99	3.1	69/2	64	59	1	26	271/8.5
1998-99	33-33	1112/33.6	90-267	.337	53-177	.299	44-61	.721	36-87	123	3.7	81/2	64	61	5	28	277/8.4
TOTALS	128-115	3726/29.1	341-1093	.312	246-794	.310	111-181	.613	158-273	431	3.4	307/7	206	189	10	108	1039/8.1

ALL-TIME 1,000-POINT SCORERS



Marshaë Dotson is congratulated by head coach Amanda Butler after Dotson became the 20th Gator to join the 1,000-point club, eclipsing the milestone against Mississippi State on Feb. 10, 2008.



Sophia Witherspoon (left) and Rhvonja Smith both scored the 1,000th point of their respective careers during the same game - Dec. 13, 1990 versus Alabama-Huntsville.



On Dec. 22, 2007 versus Saint Louis, junior Sha Brooks became the 19th Gator to score 1,000 points during her career, nailing a three-pointer from the right side of the arc that put her over the top of the milestone. She eclipsed the mark in her 72nd career game, the seventh fastest in program history.

Worth Noting

Jordan Jones scored 1,393 points during her four-year collegiate career, with 974 coming at Florida and 419 her freshman year at South Carolina.

All-Time Teammates Who Have Surpassed the Career 1,000-Point Barrier in the SAME GAME

- Rhvonja Smith & Sophia Witherspoon of Florida vs. Alabama-Huntsville on Dec. 13, 1990
- Krystal Vaughn & Quanitra Hollingsworth of VCU vs. Old Dominion on Jan. 14, 2008
- D'Andra Moss & Kita Waller of VCU vs. Old Dominion, 2009-10

(Research by Randy Peterson, Kansas State)

Quickest Gators to Score 1,000 Career Points

Player	Yrs Played	Yr.	Gms to 1,000 Pts
1. Tammy Jackson	1981-85	So.	51 games
2. Quietella Bonner	1977-81	Jr.	53 games
3. Merlakia Jones	1991-95	Jr.	64 games
4. Sophia Witherspoon	1988-91	Sr.	67 games
5. Tonya Washington	1997-00	Sr.	71 games
Brandi McCain	1999-02	Jr.	71 games
7. Sha Brooks	2005-09	Jr.	72 games
8. Rhvonja Smith	1987-91	Jr.	76 games
9. Vanessa Hayden	2001-04	Jr.	77 games
Bernice Mosby	2002-05	Jr.	77 games
11. Murriel Page	1994-98	Jr.	78 games
DeLisha Milton	1993-97	Jr.	78 games
13. Keturah Bell	1982-86	Jr.	82 games
14. Cheryl Fisher	1977-81	Sr.	84 games
15. Marshaë Dotson	2005-09	Jr.	85 games
Tiffany Travis	1996-00	Sr.	85 games
LaTonya McGhee	1989-93	Sr.	85 games
18. Tamara Stocks	1997-01	Jr.	97 games
19. Jatterra Bonds	2010-pres.	Jr.	99 games
20. Janna Bragg	1984-88	Sr.	108 games
21. Jennifer George	2009-13	Sr.	109 games
22. Talatha Bingham	1995-99	Sr.	125 games

FLORIDA GATOR BASKETBALL YEAR-BY-YEAR RESULTS

1974-75

Record: 13-6 (Home: 5-1; Away: 4-3; Neutral: 4-2)

Head Coach: Paula Welch

Captain: Cassie Macias

Date	UF Rank	Opp Rank.	Opponent	Result	UF	Opp	Diff.	Site	Code
Jan. 13, 1975	--	--	VALDOSTA STATE	L	47	57	-10	H	
Jan. 18, 1975	--	--	Rollins College	W	51	47	+4	A	
Jan. 24, 1975	--	--	FLORIDA TECH	W	68	28	+40	H	
Jan. 1975	--	--	Florida Tech	W	56	19	+37	A	
Jan. 1975	--	--	ROLLINS	W	77	41	+36	H	
Jan. 1975	--	--	FLAGLER	W	63	59	+4	H	
Jan. 1975	--	--	Miami Dade North	W	72	41	+31	N	1
Jan. 1975	--	--	Miami	W	58	45	+13	N	1
Jan. 31, 1975	--	--	Flagler	L	60	83	-23	A	1
Feb. 1, 1975	--	--	Florida State	W	67	46	+21	N	1
Feb. 2, 1975	--	--	Miami Dade South	W	69	44	+25	N	1~
Feb. 1975	--	--	Florida State	L	47	53	-6	A	
Feb. 1975	--	--	SOUTH FLORIDA	W	79	35	+44	H	
Feb. 1975	--	--	Valdosta State	L	55	60	-5	A	
Feb. 1975	--	--	FLORIDA STATE	W	49	41	+8	H	
Feb. 22, 1975	--	--	Miami	W	67	32	+35	N	2
Feb. 1975	--	--	Rollins	W	82	45	+37	N	2
Feb. 1975	--	--	Flagler	L	60	63	-3	N	2
Feb. 1975	--	--	Florida State	L	28	44	-16	N	2#

1975-76

Record: 16-8 (Home: 5-3; Away: 5-4; Neutral: 6-1)

Head Coach: Paula Welch

Captain: Suzi Brownlee

Date	UF Rank	Opp Rank.	Opponent	Result	UF	Opp	Diff.	Site	Code
Nov. 22, 1975	--	--	VALDOSTA STATE	L-OT	68	71	-3	H	
Dec. 8, 1975	--	--	GEORGIA STATE	L	55	71	-16	H	
Jan. 8, 1976	--	--	Valdosta State	L	59	89	-30	A	
Jan. 10, 1976	--	--	ROLLINS	W	87	44	+43	H	
Jan. 12, 1976	--	--	Georgia Southern	L	73	89	-16	A	
Jan. 17, 1976	--	--	Flagler	W	48	39	+9	A	
Jan. 19, 1976	--	--	TAMPA	W	62	47	+15	H	
Jan. 22, 1976	--	--	Rollins	W	65	51	+14	A	
Jan. 24, 1976	--	--	Savannah State	L	62	90	-28	A	
Jan. 26, 1976	--	--	FLAGLER	W	65	59	+6	H	
Jan. 30, 1976	--	--	South Florida	W	69	50	+19	A	
Jan. 31, 1976	--	--	Tampa	W	77	43	+34	A	
Feb. 9, 1976	--	--	MIAMI	W	101	53	+48	H	
Feb. 11, 1976	--	--	Florida State	L	59	65	-6	A	
Feb. 14, 1976	--	--	FLORIDA TECH	L	65	68	-3	H	
Feb. 16, 1976	--	--	FLORIDA STATE	W	64	45	+19	H	
Feb. 20, 1976	--	--	Miami*	W	83	41	+42	A	3
Feb. 20, 1976	--	--	Florida International	W	58	25	+33	N	3
Feb. 21, 1976	--	--	Miami Dade South	W	57	47	+10	N	3~
Feb. 26, 1976	--	--	Florida International	W	65	34	+31	N	4
Feb. 26, 1976	--	--	Florida State	W	68	45	+23	N	4
Feb. 27, 1976	--	--	Florida State	W	55	39	+16	N	4~
Mar. 10, 1976	--	--	Alabama	W	64	56	+8	N	5
Mar. 11, 1976	--	--	Mississippi College	L	49	132	-83	N	5

1976-77

Record: 12-10 (Home: 4-3; Away: 3-3; Neutral: 5-4)

Head Coach: Cathy Davis

Date	UF Rank	Opp Rank.	Opponent	Result	UF	Opp	Diff.	Site	Code
Nov. 13, 1976	--	--	VALDOSTA STATE	L	63	99	-36	H	
Dec. 4, 1976	--	--	FLORIDA STATE	W	85	58	+27	H	
Jan. 5, 1977	--	--	ALABAMA	L	72	78	-6	H	
Jan. 8, 1977	--	--	GEORGIA SOUTHERN	W	79	67	+12	H	
Jan. 10, 1977	--	--	FLORIDA TECH	W	76	34	+42	H	
Jan. 12, 1977	--	--	Florida State	W	67	65	+2	A	
Jan. 17, 1977	--	--	Alabama	L	76	92	-16	A	
Jan. 21, 1977	--	--	Western Kentucky	L	41	74	-33	N	6
Jan. 22, 1977	--	--	UT-Chattanooga	L	80	86	-6	N	^6
Jan. 26, 1977	--	--	Valdosta State	L	62	115	-53	A	
Jan. 31, 1977	--	--	ROLLINS	W	95	23	+72	H	
Feb. 4, 1977	--	--	Miami Dade South	L	58	61	-3	N	1
Feb. 4, 1977	--	--	Florida Tech	W	73	69	+4	N	1
Feb. 5, 1977	--	--	Armstrong State	W	82	42	+40	N	1
Feb. 8, 1977	--	--	Miami	W	75	28	+47	A	
Feb. 10, 1977	--	--	Rollins	W	79	47	+32	A	
Feb. 11, 1977	--	--	Florida Tech	L	66	71	-5	A	
Feb. 14, 1977	--	--	SOUTH FLORIDA	L	56	57	-1	H	
Feb. 24, 1977	--	--	Miami	W	73	41	+32	N	4
Feb. 25, 1977	--	--	Florida State	W	72	67	+5	N	4
Feb. 26, 1977	--	--	Florida State	W	72	60	+12	N	4~
Mar. 10, 1977	--	18	Mississippi College	L	79	93	-14	N	5

1977-78

Record: 12-14 (Home: 6-4; Away: 2-5; Neutral: 4-5)

Head Coach: Cathy Davis

Date	UF Rank	Opp Rank.	Opponent	Result	UF	Opp	Diff.	Site	Code
1977-78	--	--	VALDOSTA STATE	L	65	84	-19	H	
1977-78	--	--	Florida State	L	66	93	-27	A	
Dec. 5, 1977	--	--	SOUTH FLORIDA	W	107	65	+42	H	
1977-78	--	--	GEORGIA STATE	W	95	88	+7	H	
1977-78	--	--	Georgia Southern	L	77	81	-4	N	7
1977-78	--	--	Montevallo	W	81	50	+31	N	7
Dec. 16, 1977	--	--	Southern Mississippi	L	91	92	-1	N	7
1977-78	--	--	Georgia	W	83	79	+4	A	

1977-78	--	--	MEMPHIS STATE	L	72	90	-18	H	
1977-78	--	--	South Florida	W	90	52	+38	A	
1977-78	--	--	AUBURN	W	80	61	+19	H	
1977-78	--	--	Valdosta State	L	59	108	-49	A	
Jan. 21, 1978	--	--	Louisiana State	L	46	96	-50	A	
Jan. 1978	--	--	FLORIDA TECH	W	82	69	+13	H	
Jan. 28, 1978	--	--	MIAMI	W	84	47	+37	H	
1977-78	--	--	ALABAMA	L	56	60	-4	H	
1977-78	--	--	FLORIDA STATE	W	102	63	+39	H	
1977-78	--	--	Auburn	L	63	78	-15	A	
1977-78	--	--	Alabama	L	56	73	-17	A	
Feb. 18, 1978	--	--	LOUISIANA STATE	L	48	84	-36	H	
Feb. 23, 1978	--	--	Miami	W	76	55	21	N	8
Feb. 1978	--	--	South Florida	L	64	73	-9	A	8
1977-78	--	--	Florida State	L	80	100	-20	N	8
1977-78	--	--	Auburn	W	69	66	+3	N	9
1977-78	--	--	Mississippi State	L	68	86	-18	N	9
1977-78	--	--	Alabama	W	80	71	+9	N	9

1978-79

Record: 12-15 (Home: 5-4; Away: 4-6; Neutral: 3-5)

Head Coach: Cathy Davis

Date	UF Rank	Opp Rank.	Opponent	Result	UF	Opp	Diff.	Site	Code
Nov. 18, 1978	--	--	GEORGIA	W	69	60	+9	H	
Nov. 20, 1978	--	--	Auburn	W	80	63	+17	A	
Nov. 28, 1978	--	--	MERCER	L	66	80	-14	H	
Dec. 4, 1978	--	--	Florida State	L	79	88	-9	A	
Dec. 12, 1978	--	--	TENNESSEE TECH	L	75	89	-14	H	

Site Codes

Rankings are listed Associated Press/USA Today

- 1 = Flagler Invitational - St. Augustine, Fla.
2 = FAIAW State Tournament - Lake City, Fla.
3 = Miami Dade Invitational - Miami, Fla.
4 = FAIAW State Tournament
5 = AIAW Region III Tournament - Cleveland, Miss.
6 = Tennessee Tech Invitational - Cookeville, Tenn.
7 = Blue Mountain Christmas Invitational - Mississippi
8 = FAIAW State Tournament - Tampa, Fla.
9 = Lady Bulldog Classic - Athens, Ga.
10 = Lady Kat Invitational - Lexington, Ky.
11 = AIAW Region III Tournament - Auburn, Ala.
12 = Mississippi College Classic - Clinton, Miss.
13 = at Pensacola, Fla.
14 = SEC Tournament, Knoxville, Tenn.
15 = AIAW Region III Tournament
16 = James Madison Round Robin - Harrisonburg, Va.
17 = Tangerine Bowl Invitational - Florida
18 = SEC Tournament - Baton Rouge, La.
19 = FAIAW State Tournament - Daytona Beach, Fla.
20 = Virginia TipOff Tournament - Charlottesville, Va.
21 = at Jacksonville, Fla.
22 = Lady Sunshine Classic - Sanford, Fla.
23 = Magic City Classic - Birmingham, Ala.
24 = SEC Tournament - Athens, Ga.
25 = SEC Tournament - Auburn, Ala.
26 = NWIT - Amarillo, Texas
27 = Coopers & Lybrand Invitational - Chicago, Ill.
28 = UAB Invitational - Birmingham, Ala.
29 = FIU Holiday Classic - Miami, Fla.
30 = SEC Tournament - Albany, Ga.
31 = The Lady Eagle Classic - Statesboro, Ga.
32 = The Cougar Classic - Provo, Utah
33 = Middle Tennessee Tournament - Murfreesboro, Tenn.
34 = LaSalle Christmas Tournament - Philadelphia, Pa.
35 = UNLV Desert Classic Tournament - Las Vegas, Nev.
36 = Florida Atlantic Holiday Classic - Boca Raton, Fla.
37 = Marquette WarriorFest - Milwaukee, Wis.
38 = Seelbach Cardinal Classic - Louisville, Ky.
39 = Lady Gator/State Farm/Gator Holiday Classic - Gainesville, Fla.
40 = Richmond Classic - Richmond, Va.
41 = Cavalier Classic - Charlottesville, Va.
42 = Connecticut Classic - Storrs, Conn.
43 = Fry's/Cardinal Invitational - Stanford, Calif.
44 = SEC Tournament - Chattanooga, Tenn.
45 = Jimmy V Classic - campus sites
46 = Ladyjack Dial Classic - Nacogdoches, Texas
47 = Wahine Classic - Honolulu, Hawaii
48 = Dial Soap Florida Challenge - Tallahassee, Fla.
49 = NCAA Tournament - Charlottesville, Va.
50 = Lady Kat Classic - Bozeman, Mont.
51 = Dial Soap/Final Four Challenge - Miami, Fla.
52 = Brother International Tournament - Piscataway, N.J.
53 = Milk Challenge - Orlando, Fla.
54 = Woodlands Plaza/KVNA Classic - Flagstaff, Ariz.
55 = NCAA Tournament - Durham, N.C.
56 = Dial Classic/Florida Four Challenge - Tampa, Fla.
57 = Kitchen's Unlimited-Bank Classic - Memphis, Tenn.
58 = SWT Classic - San Marcos, Texas
- 59 = SEC - Big Ten Challenge - Madison, Wis.
60 = BSU Swire Coca Cola Holiday Classic - Boise, Id.
61 = NCAA Tournament - Gainesville, Fla.
62 = NCAA Tournament - West Lafayette, Ind.
63 = Dial Classic/Florida Four Challenge - Gainesville
64 = State Farm Hall of Fame Tip-Off Classic - Champaign, Ill.
65 = SEC - Big Ten Challenge - Knoxville, Tenn.
66 = SEC Tournament - Columbus, Ga.
67 = NCAA Tournament - Oakland, Calif.
68 = Preseason WNIT
69 = Preseason WNIT Final Four - Fort Collins, Colo.
70 = Reebok Challenge - Boston, Mass.
71 = Ronald McDonald Classic - Durham, NC
72 = SEC/Big Ten Challenge - Champaign, IL
73 = NCAA Tournament - Piscataway, N.J.
74 = Oakland Tribune Classic - Oakland, Calif.
75 = Postseason WNIT - at location corresponding with site
76 = Dead River Company Classic - Orono, Maine
77 = Baptist Health Systems Women's Fab Four Classic - Miami, Fla. (host Florida International University & Orange Bowl Committee)
78 = SEC Tournament - Memphis, Tenn.
79 = University of the Virgin Islands Paradise Jam - St. Thomas, VI
80 = Tulane Invitational - New Orleans, La.
81 = SEC Tournament - Nashville, Tenn.
82 = NCAA Tournament - Ames, Iowa
83 = GlaxoSmithKline Invitational - Raleigh, N.C.
84 = SEC Tournament - North Little Rock, Ark.
85 = BU Invitational - Boston, Mass.
86 = at UCF Arena - Orlando, Fla.
87 = NCAA Tournament - Albuquerque, N.M.
88 = Junkanoo Jam - Grand Bahamas Island
89 = SEC/Big 12 Challenge - Waco, Texas
90 = SEC Tournament - Greenville, S.C.
91 = Seton Hall Basketball Classic - South Orange, N.J.
92 = NCAA Tournament - Tucson, Ariz.
93 = Timeout for HIV-/AIDS Classic at Pepperdine Univ. - Malibu, Calif.
94 = SEC Tournament - Duluth, Ga.
95 = Junkanoo Jam - Freeport, Bahamas
96 = NCAA Tournament - Storrs, Conn.
97 = FIU Thanksgiving Classic - Miami, Fla.
98 = Jimmy V Classic - Piscataway, N.J.
99 = Brown BEAR Basketball Classic - Providence, R.I.
100 = game originally scheduled for Feb. 24, 2011, and on CSS, but weather forced delay
101 = Courtyard LaGuardia Turkey Classic - Brooklyn, N.Y.
102 = Daytona Beach, Fla. - Ocean Center
103 = NCAA First Round - Bowling Green, Ohio
104 = South Point Thanksgiving Shootout - Las Vegas, Nev.
- ~ = 1st
@ = 2nd
= 3rd
^ = 6th

Dec. 15, 1978	--	--	Kentucky	L	69	80	-11	A	10
Dec. 16, 1978	--	--	Auburn	L	50	56	-6	N	10
Dec. 19, 1978	--	--	South Florida	W	96	62	+34	A	
Jan. 4, 1979	--	--	Vanderbilt	L	66	76	-10	N	9
Jan. 5, 1979	--	--	Georgia	W	74	66	+8	A	9
Jan. 6, 1979	--	--	Auburn	W	68	61	+7	N	9
Jan. 10, 1979	--	--	FLORIDA STATE	L	72	91	-19	H	
Jan. 15, 1979	--	--	Georgia State	L	68	91	-23	A	
Jan. 20, 1979	--	--	MISSISSIPPI STATE	W	81	74	+7	H	
Jan. 22, 1979	--	--	ALABAMA	W	88	80	+8	H	
Jan. 27, 1979	--	--	Memphis State	L	79	108	-29	A	
Jan. 29, 1979	--	--	Vanderbilt	L	65	67	-2	A	
Feb. 3, 1979	--	--	AUBURN	L	80	86	-6	H	
Feb. 5, 1979	--	--	SOUTH FLORIDA	W	77	68	+9	H	
Feb. 13, 1979	--	--	Central Florida	W	78	73	+5	A	
Feb. 13, 1979	--	--	Mississippi State	L	81	86	-5	A	
Feb. 19, 1979	--	--	GEORGIA ST (forfeit)	W	2	0	+2	H	
Feb. 22, 1979	--	--	South Florida	W	100	80	+20	N	4
Feb. 22, 1979	--	--	Florida State	L	85	89	-4	N	4
Feb. 23, 1979	--	--	South Florida	W	86	85	+1	N	4
Feb. 24, 1979	--	--	Florida State	L	95	102	-7	N	4@
Mar. 8, 1979	--	--	Mississippi	L	78	101	-23	N	11

1979-80

Record: 10-19 (Home: 4-6; Away: 1-8; Neutral: 5-5)

SEC Tournament: 1-1

Head Coach: Mickie DeMoss

Date	UF Rank	Opp Rank.	Opponent	Result	UF	Opp	Diff.	Site	Code
Nov. 19, 1979	--	--	Mercer	L	65	99	-34	A	
Nov. 26, 1979	--	--	Mississippi State	L	56	88	-32	A	
Dec. 1, 1979	--	16	SOUTH CAROLINA	L	50	93	-43	H	
Dec. 3, 1979	--	--	FLAGLER	W	75	62	+13	H	
Dec. 6, 1979	--	--	Georgia State	L	61	74	-13	N	12
Dec. 7, 1979	--	--	Belhaven	W	71	61	+10	N	12
Dec. 8, 1979	--	--	Troy State	L	66	82	-16	N	12
Dec. 10, 1979	--	--	VANDERBILT	W	81	80	+1	H	
Dec. 13, 1979	--	--	Georgia State	L	64	77	-13	A	
Dec. 15, 1979	--	--	Georgia	L	71	85	-14	A	
Jan. 2, 1980	--	--	GEORGIA	L	66	79	-13	H	
Jan. 5, 1980	--	20	MISSISSIPPI COLLEGE	L	78	101	-23	H	
Jan. 12, 1980	--	--	Miami	W	81	71	+10	A	
Jan. 15, 1980	--	--	FLORIDA STATE	L	77	92	-15	H	
Jan. 19, 1980	--	--	Alabama	L	62	85	-23	N	13
Jan. 23, 1980	--	--	Vanderbilt	L	58	78	-20	A	
Jan. 26, 1980	--	--	GEORGIA STATE	L	75	86	-11	H	
Jan. 30, 1980	--	--	Auburn	L	58	86	-28	A	
Feb. 2, 1980	--	--	AUBURN	L	67	81	-14	H	
Feb. 4, 1980	--	--	Florida State	L	84	88	-4	A	
Feb. 7, 1980	--	--	Mississippi State	W	68	62	+6	N	14
Feb. 8, 1980	--	5	Tennessee	L	44	118	-74	A	14
Feb. 15, 1980	--	--	CENTRAL FLORIDA	W	88	82	+6	H	
Feb. 18, 1980	--	--	MIAMI	W	77	66	+11	H	
Feb. 21, 1980	--	--	Miami~	W	81	66	+15	N	4
Feb. 22, 1980	--	--	Florida State~	W	78	67	+11	N	4
Feb. 23, 1980	--	--	Florida State~	L	76	84	-8	N	4
Feb. 24, 1980	--	--	Florida State~	W	84	71	+13	N	4~
Mar. 6, 1980	--	--	Georgia Southern#	L	58	89	-31	N	15

1980-81

Record: 11-17 (Home: 6-6; Away: 3-7; Neutral: 2-4)

SEC Tournament: 11

Head Coach: Mickie DeMoss

Date	UF Rank	Opp Rank.	Opponent	Result	UF	Opp	Diff.	Site	Code
Nov. 21, 1980	--	--	North Carolina	L	71	84	-13	N	16
Nov. 22, 1980	--	--	James Madison	W	85	60	+25	A	16
Nov. 26, 1980	--	--	Stetson	W	94	73	+21	A	
Dec. 3, 1980	--	--	Florida State	L	48	90	-42	A	
Dec. 6, 1980	--	--	STETSON	W	82	69	+13	H	
Dec. 15, 1980	--	--	Alabama	L	66	89	-23	A	
Dec. 18, 1980	--	--	Southern Mississippi	W	65	61	+4	N	17
Dec. 20, 1980	--	--	Florida A&M	L	75	76	-1	N	17
Jan. 3, 1981	--	--	MISSISSIPPI STATE	L-20T	91	98	-7	H	
Jan. 5, 1981	--	--	EAST CAROLINA	W	74	67	+7	H	
Jan. 7, 1981	--	--	Auburn	L	55	76	-21	A	
Jan. 8, 1981	--	--	INDIANA	L	51	81	-30	H	
Jan. 10, 1981	--	--	MIAMI	W	84	55	+29	H	
Jan. 12, 1981	--	--	South Florida	W	65	47	+18	A	
Jan. 14, 1981	--	--	VANDERBILT	L	67	75	-8	H	
Jan. 17, 1981	--	--	GEORGIA	L	66	86	-20	H	
Jan. 19, 1981	--	--	VALDOSTA STATE	W	67	59	+8	H	
Jan. 21, 1981	--	13	South Carolina	L	48	86	-38	A	
Jan. 24, 1981	--	--	AUBURN	L	66	88	-22	H	
Jan. 26, 1981	--	--	SOUTH FLORIDA	W	85	60	+25	H	
Jan. 29, 1981	--	--	Alabama	L	54	67	-13	N	18
Feb. 3, 1981	--	--	Florida A&M	L	68	69	-1	A	
Feb. 7, 1981	--	--	Miami	L	64	75	-11	A	
Feb. 11, 1981	--	--	FLORIDA STATE	W	83	81	+2	H	
Feb. 14, 1981	--	--	ALABAMA	L	63	95	-32	H	
Feb. x, 1981	--	--	Valdosta State	L	64	79	-15	A	
Feb. 26, 1981	--	--	Florida A&M	W	68	55	+13	N	19
Feb. 27, 1981	--	--	Miami	L	59	65	-6	N	19

All-Time Florida Basketball Year-by-Year Records

Year	Overall	SEC	SEC Finish	Postseason	Home	Away	Neutral	Coach
1974-75	13-6	---	---	---	5-1	4-3	4-2	Paula Welch
1975-76	16-8	---	---	---	5-3	5-4	6-1	Paula Welch
1976-77	12-10	---	---	---	4-3	3-3	5-4	Cathy Davis
1977-78	12-14	---	---	---	6-4	2-5	4-5	Cathy Davis
1978-79	12-15	---	---	---	5-4	4-6	3-5	Cathy Davis
1979-80	10-19	---	---	---	4-6	1-8	5-5	Mickie DeMoss
1980-81	11-17	---	---	---	6-6	3-7	2-4	Mickie DeMoss
1981-82	13-16	---	---	---	6-5	5-9	2-2	Mickie DeMoss
1982-83	11-16	1-7	9th	---	7-6	4-5	0-5	Mickie DeMoss
1983-84	19-9	2-6	t-7th	---	10-4	9-4	0-1	Debbie Yow
1984-85	22-9	4-4	t-3rd	NWIT/Final	8-2	12-5	2-2	Debbie Yow
1985-86	10-18	2-7	9th	---	8-4	2-13	0-1	Carol Higginbottom Whitmire
1986-87	12-16	0-9	10th	---	6-4	3-8	3-4	Carol Higginbottom Whitmire
1987-88	9-18	1-8	9th	---	7-6	2-9	0-3	Carol Higginbottom Whitmire
1988-89	15-14	1-8	9th	---	7-4	3-7	5-3	Carol Higginbottom Whitmire
1989-90	15-13	1-8	9th	---	8-4	4-8	3-1	Carol Higginbottom Whitmire/Lea Henry#

1990-91	17-11	3-6	t-8th	---	10-4	4-5	3-2	Carol Ross
1991-92	15-13	4-7	t-7th	---	8-5	5-6	2-2	Carol Ross
1992-93	19-10	6-5	t-4th	NCAA/2nd	9-3	9-6	1-1	Carol Ross
1993-94	22-7	8-3	3rd	NCAA/1st	14-0	6-6	2-1	Carol Ross
1994-95	24-9	7-4	t-4th	NCAA/2nd	10-2	8-4	6-3	Carol Ross
1995-96	21-9	6-5	t-5th	NCAA/1st	10-1	5-5	6-3	Carol Ross
1996-97	24-9	9-3	t-3rd	NCAA/Elite 8	9-3	7-3	8-3	Carol Ross
1997-98	23-9	10-4	t-2nd	NCAA/Sweet 16	16-0	5-6	2-3	Carol Ross
1998-99	19-14	6-8	t-8th	NCAA/1st	8-7	7-4	4-3	Carol Ross
1999-00	21-13	6-8	t-6th	WNIT/Final	11-3	8-9	2-1	Carol Ross
2000-01	24-6	11-3	t-2nd	NCAA/2nd	12-3	10-2	2-1	Carol Ross
2001-02	18-11	8-6	t-4th	NCAA/1st	11-2	6-5	1-4	Carol Ross
2002-03	9-19	1-13	t-11th	---	7-6	2-11	0-2	Carolyn Peck
2003-04	19-11	8-6	t-4th	NCAA/2nd	7-3	10-6	2-2	Carolyn Peck
2004-05	14-15	5-9	8th	WNIT/1st	10-7	3-6	1-2	Carolyn Peck
2005-06	21-9	8-6	t-5th	NCAA/1st	12-3	7-4	2-2	Carolyn Peck
2006-07	9-22	2-12	11th	---	6-9	2-10	1-3	Carolyn Peck
2007-08	19-14	6-8	t-7th	WNIT/3rd	14-5	4-8	1-1	Amanda Butler
2008-09	24-8	9-5	t-3rd	NCAA/2nd	14-1	7-6	3-1	Amanda Butler
2009-10	15-17	7-9	t-7th	WNIT/2nd	10-7	5-8	0-2	Amanda Butler
2010-11	20-15	7-9	8th	WNIT/3rd	12-4	4-10	4-1	Amanda Butler
2011-12	20-13	8-8	8th	NCAA/2nd	13-3	3-7	4-3	Amanda Butler
2012-13	22-15	6-10	t-8th	WNIT/Semifinal	11-5	8-8	3-2	Amanda Butler

39 Years 651-497 163-214 13 NCAA/7 WNIT 346-152 201-249 104-96

Carol Higginbottom Whitmire resigned on Feb. 13, 1990. Lea Henry became interim head coach.

1981-82

Record: 13-16 (Home: 6-5; Away: 5-9; Neutral: 2-2)

SEC Tournament: did not compete

Head Coach: Mickie DeMoss

Date	UF Rank	Opp Rank.	Opponent	Result	UF	Opp	Diff.	Site	Code
Nov. 20, 1981	--	--	Virginia	L	58	64	-6	A	20
Nov. 21, 1981	--	--	U.S. Naval Academy	W	92	67	+25	N	
Nov. 28, 1981	--	2	TENNESSEE	L	73	85	-12	H	
Nov. 30, 1981	--	16	GEORGIA	L	76	89	-13	H	
Dec. 2, 1981	--	--	Florida A&M	W	80	68	+12	A	
Dec. 5, 1981	--	--	Miami	L	85	87	-2	A	
Dec. 8, 1981	--	--	Florida State	W	63	60	+3	A	
Dec. 12, 1981	--	--	Stetson	W	91	55	+36	N	21
Dec. 19, 1981	--	--	Mercer	L	85	87	-2	A	
Dec. 31, 1981	--	16	Kentucky	L	61	97	-36	A	
Jan. 4, 1982	--	--	South Florida	W	54	53	+1	A	
Jan. 6, 1982	--	--	CLEVELAND STATE	W	91	79	+12	H	
Jan. 9, 1982	--	--	VANDERBILT	W	81	71	+10	H	
Jan. 13, 1982	--	14	Georgia	L	77	92	-15	A	
Jan. 16, 1982	--	--	FLORIDA STATE	L	79	86	-7	H	
Jan. 20, 1982	--	--	Alabama	L	58	59	-1	N	13
Jan. 23, 1982	--	--	MIAMI	W	80	73	+7	H	
Jan. 25, 1982	--	--	Southern Miss.	L	62	73	-11	A	
Jan. 28, 1982	--	--	Tulane	L	52	54	-2	A	
Jan. 31, 1982	--	--	Central Florida	W	76	63	+13	A	
Feb. 1, 1982	--	--	Vanderbilt	L	86	89	-3	A	
Feb. 4, 1982	--	--	Tennessee	L	67	83	-16	A	
Feb. 6, 1982	--	--	FLORIDA A&M	W	88	63	+25	H	
Feb. 9, 1982	--	--	MERCER	W	75	62	+13	H	
Feb. 13, 1982	--	--	SOUTH FLORIDA	W	84	64	+20	H	
Feb. 17, 1982	--	--	VALDOSTA STATE	L	83	85	-2	H	
Feb. 20, 1982	--	--	Stetson	W	88	68	+20	A	
Feb. 25, 1982	--	17	KENTUCKY	L	87	89	-2	H	
Mar. 4, 1982	--	--	Florida A&M	L	71	79	-8	N	19

1982-83

Record:

FLORIDA GATOR BASKETBALL YEAR-BY-YEAR RESULTS

Nov. 27, 1982	--	--	Tenn.-Chattanooga	L	55	80	-25	N	22
Dec. 2, 1982	--	--	Valdosta State	W	78	77	+1	A	
Dec. 7, 1982	--	--	SOUTH FLORIDA	W	91	63	+28	H	
Dec. 11, 1982	--	13	Georgia	L	66	88	-22	A	
Dec. 21, 1982	--	5	Kentucky	L	66	71	-5	A	
Jan. 3, 1983	--	--	WAKE FOREST	W	68	61	+7	H	
Jan. 5, 1983	--	--	STETSON	W	92	59	+33	H	
Jan. 7, 1983	--	--	MONTCLAIR STATE	L	66	71	-5	H	
Jan. 10, 1983	--	8	GEORGIA	L	60	76	-16	H	
Jan. 12, 1983	--	--	TULANE	W	83	61	+22	H	
Jan. 14, 1983	--	--	Alabama-Birmingham	W	80	76	+4	A	23
Jan. 15, 1983	--	--	Louisville	L	76	85	-9	N	23
Jan. 18, 1983	--	--	Stetson	W	81	51	+30	A	
Jan. 23, 1983	--	8	TENNESSEE	L	62	94	-32	H	
Jan. 27, 1983	--	--	FLORIDA STATE	L	63	68	-5	H	
Jan. 31, 1983	--	--	Vanderbilt	L	78	79	-1	A	
Feb. 2, 1983	--	8	Tennessee	L	69	70	-1	A	
Feb. 6, 1983	--	--	LOUISIANA STATE	L	74	83	-9	H	
Feb. 9, 1983	--	--	CENTRAL FLORIDA	W	97	66	+31	H	
Feb. 12, 1983	--	--	Alabama	L	56	83	-27	N	13
Feb. 14, 1983	--	--	MIAMI	W	78	64	+14	H	
Feb. 17, 1983	--	--	South Florida	W	77	69	+8	A	
Feb. 19, 1983	--	--	Florida State	L	67	89	-22	A	
Feb. 22, 1983	--	8	KENTUCKY	L	68	78	-10	H	
Feb. 26, 1983	--	--	VANDERBILT	W	69	66	+3	H	
Mar. 3, 1983	--	--	Alabama	L	53	69	-16	N	14

1983-84

Record: 19-9 (Home: 10-4; Away: 9-4; Neutral: 0-1)

SEC: 2-6 (17th overall; 1-5th East)

SEC Tournament: 01

Head Coach: Debbie Yow

Captain: Roonie Scovel

Date	UF Rank	Opp Rank.	Opponent	Result	UF	Opp	Diff.	Site	Code
Nov. 26, 1983	--	--	TAMPA	W	91	39	+52	H	
Nov. 28, 1983	--	--	West Florida	W	79	60	+19	A	
Dec. 2, 1983	--	--	Tulsa	W	70	52	+18	A	
Dec. 3, 1983	--	--	North Texas State	W	85	33	+52	A	
Dec. 7, 1983	--	--	Stetson	W	89	45	+44	A	
Dec. 11, 1983	--	--	MIAMI	W	78	58	+20	H	
Dec. 17, 1983	--	--	ALABAMA-BIRMINGHAM	W	82	66	+16	H	
Dec. 20, 1983	--	--	HARVARD	W	95	38	+57	H	
Dec. 22, 1983	--	20	Kentucky	W	68	66	+2	A	
Jan. 4, 1984	19	--	VANDERBILT	L	77	86	-9	H	
Jan. 8, 1984	--	8	TENNESSEE	L	70	78	-8	H	
Jan. 10, 1984	--	--	SOUTH FLORIDA	W	73	50	+23	H	
Jan. 14, 1984	--	--	Georgia Southern	L	51	66	-15	A	
Jan. 16, 1984	--	2	Georgia	L	66	86	-20	A	
Jan. 20, 1984	--	--	Florida State	L	74	77	-3	A	
Jan. 23, 1984	--	--	ALABAMA STATE	W	92	66	+26	H	
Jan. 26, 1984	--	--	FLORIDA SOUTHERN	W	91	67	+24	H	
Jan. 29, 1984	--	--	Vanderbilt	W	66	65	+1	A	
Jan. 31, 1984	--	9	Tennessee	L	49	69	-20	A	
Feb. 3, 1984	--	--	KENTUCKY	L	61	75	-14	H	
Feb. 6, 1984	--	--	Miami	W	55	53	+2	A	
Feb. 8, 1984	--	--	SAINT LEO	W	93	34	+59	H	
Feb. 13, 1984	--	--	FLORIDA STATE	W	65	57	+8	H	
Feb. 16, 1984	--	--	Florida Southern	W	53	42	+11	A	
Feb. 18, 1984	--	--	South Florida	W	67	41	+26	A	
Feb. 20, 1984	--	--	STETSON	W	95	62	+33	H	
Feb. 25, 1984	--	4	GEORGIA	L	48	63	-15	H	
Mar. 1, 1984	--	18	Auburn	L	65	75	-10	N	24

1984-85

Record: 22-9 (Home: 8-2; Away: 12-5; Neutral: 2-2)

SEC: 44 (13rd; 1-2nd East)

SEC Tournament: 01

Postseason: NWIT Runner-Up

Head Coach: Debbie Yow

Captains: Hollis Hinds and Tammy Jackson

Date	UF Rank	Opp Rank.	Opponent	Result	UF	Opp	Diff.	Site	Code
Nov. 28, 1984	--	--	FLORIDA SOUTHERN	W	73	53	+20	H	
Nov. 29, 1984	--	--	Massachusetts	W	67	51	+16	A	
Dec. 1, 1984	--	--	Brown	W	85	67	+18	A	
Dec. 2, 1984	--	--	Rhode Island	W	78	59	+19	A	
Dec. 8, 1984	--	--	Saint Leo	W	109	47	+62	A	
Dec. 9, 1984	--	--	WEST FLORIDA	W	111	44	+67	H	
Dec. 15, 1984	--	--	Tampa	W	104	43	+61	A	
Dec. 17, 1984	--	--	Rider College	W	67	57	+10	A	
Dec. 18, 1984	--	--	Princeton	W	95	58	+37	A	
Dec. 20, 1984	--	--	Pittsburgh	L	68	72	-4	A	
Jan. 3, 1985	--	--	ILLINOIS-CHICAGO	W	73	35	+38	H	
Jan. 8, 1985	--	--	VANDERBILT	W	73	62	+11	H	
Jan. 10, 1985	--	--	RADFORD	W	84	57	+27	H	
Jan. 12, 1985	--	5	GEORGIA	L	73	88	-15	H	
Jan. 14, 1985	--	20	MIAMI	W	85	68	+17	H	
Jan. 16, 1985	--	--	FLORIDA STATE	W	64	43	+21	H	
Jan. 19, 1985	--	5	Georgia	L	56	67	-11	A	
Jan. 21, 1985	--	--	Tennessee	L	61	69	-8	A	
Jan. 26, 1985	--	15	KENTUCKY	W	69	64	+5	H	
Jan. 30, 1985	--	--	South Florida	W	71	58	+13	A	
Feb. 2, 1985	--	--	Vanderbilt	W	61	56	+5	A	
Feb. 3, 1985	--	--	Alabama State	L	56	58	-2	A	
Feb. 6, 1985	--	--	Stetson	W	77	60	+17	A	



PAULA WELCH

1974-76



CATHY DAVIS

1976-79



MICKIE DEMOSS

1979-83



DEBBIE YOW

1983-85



CAROL WHITMIRE

1985-90



LEA HENRY

1990



CAROL ROSS

1990-02



CAROLYN PECK

2002-07



AMANDA BUTLER

2007-present

All-Time Gator Coaching Records

Coach	Seasons	Overall		Pct.	SEC*		Pct.
		Won	Lost		Won	Lost	
Paula Welch	1974-76 (2)	29	14	.674	--	--	--
Cathy Davis	1976-79 (3)	36	39	.480	--	--	--
Mickie DeMoss	1979-83 (4)	45	68	.398	3	29	.094
Debbie Yow	1983-85 (2)	41	18	.695	6	10	.375
Carol Whitmire	1985-90 (5)	58	76	.433	5	38	.116
**Lea Henry	1990	3	3	.500	0	2	.000
Carol Ross	1990-2002 (12)	247	121	.671	84	62	.575
Carolyn Peck	2002-07 (5)	72	76	.486	24	46	.343
Amanda Butler	2007-present (6)	120	82	.594	43	49	.467
TOTALS	39	651	497	.567	163	214	.432

** Henry took over as interim head coach when Whitmire Higginbottom resigned on Feb. 13, 1990.

* SEC play officially began with the 1982-83 season; total SEC program record reflects from 1982-83 to present

Feb. 10, 1985	--	--	TENNESSEE	L	74	83	-9	H	
Feb. 15, 1985	--	19	Kentucky	W	57	54	+3	H	
Feb. 18, 1985	--	--	Miami	L	53	68	-15	A	
Feb. 20, 1985	--	--	Florida State	W	79	58	+21	A	
Feb. 22, 1985	--	9	Auburn	L	64	84	-20	A	25
Mar. 21, 1985	--	--	Montana	W	70	49	+21	N	26
Mar. 22, 1985	--	--	Drake	W	87	80	+7	N	26
Mar. 23, 1985	--	--	Louisiana State	L	54	74	-20	N	26@

1985-86

Record: 10-18 (Home: 8-4; Away: 2-13; Neutral: 0-1)

SEC: 27 (9th)

SEC Tournament: 01

Head Coach: Carol Higginbottom

Captains: Keturah Bell and Sharlene Byrd

Date	UF Rank	Opp Rank.	Opponent	Result	UF	Opp	Diff.	Site	Code
Nov. 26, 1985	--	--	Florida Southern	W	84	73	+11	A	
Dec. 2, 1985	--	--	Clemson	L	65	69	-4	A	
Dec. 3, 1985	--	--	STETSON	W	84	64	+20	H	
Dec. 7, 1985	--	--	SOUTH FLORIDA	W	75	55	+20	H	
Dec. 12, 1985	--	--	Florida International	L	51	77	-26	A	
Dec. 16, 1985	--	--	EAST CAROLINA	L	55	56	-1	H	
Dec. 19, 1985	--	--	Southern Mississippi	L	67	69	-2	A	
Dec. 20, 1985	--	--	Southern University	L	68	74	-6	A	
Dec. 21, 1985	--	--	Northwestern State	L	67	88	-21	A	
Jan. 6, 1986	--	--	SOUTHERN	W	89	53	+36	H	
Jan. 8, 1986	--	--	Vanderbilt	L	53	70	-17	A	
Jan. 9, 1986	--	--	SOUTH ALABAMA	L	64	71	-7	H	
Jan. 15, 1986	--	--	MIAMI	W	79	58	+21	H	
Jan. 18, 1986	--	--	KENTUCKY	W	68	66	+2	H	
Jan. 22, 1986	--	--	Florida State	W	77	68	+9	A	
Jan. 26, 1986	--	--	Alabama	L	63	82	-19	A	
Jan. 27, 1986	--	--	South Alabama	L	56	69	-13	A	
Jan. 29, 1986	--	--	MISSISSIPPI STATE	W	67	51	+16	H	
Feb. 2, 1986	--	10	Tennessee	L	60	82	-22	A	
Feb. 5, 1986	--	11	Auburn	L	48	73	-25	A	

FLORIDA GATOR BASKETBALL YEAR-BY-YEAR RESULTS

Feb. 10, 1986	--	--	Florida A&M	L	57	76	-19	A	
Feb. 12, 1986	--	8	MISSISSIPPI	L	55	61	-6	H	
Feb. 15, 1986	--	2	GEORGIA	L	47	83	-36	H	
Feb. 17, 1986	--	--	SO. MISSISSIPPI	W-OT	91	80	+11	H	
Feb. 19, 1986	--	--	FLORIDA STATE	W	81	76	+5	H	
Feb. 22, 1986	--	--	Louisiana State	L	34	69	-35	A	
Feb. 24, 1986	--	--	Miami	L	45	70	-25	A	
Feb. 28, 1986	--	--	Alabama	L	57	71	-14	N	24

1986-87

Record: 12-16 (Home: 6-4; Away: 3-8; Neutral: 3-4)

SEC: 09 (10th)

SEC Tournament: 01

Head Coach: Carol Higginbottom

Captains: Terri Noble and Susan Stoddard

Date	UF Rank	Opp Rank.	Opponent	Result	UF	Opp	Diff.	Site	Code
Nov. 28, 1986	--	--	Duke	L	74	76	-2	N	27
Nov. 29, 1986	--	--	Georgetown	W	71	60	+11	N	27
Dec. 5, 1986	--	--	Georgia Tech	L	72	82	-10	N	28
Dec. 5, 1986	--	--	UT-Chattanooga	W	86	78	+8	N	28
Dec. 10, 1986	--	--	CENTRAL FLORIDA	W	89	85	+4	H	
Dec. 13, 1986	--	--	MIAMI	W	81	73	+8	H	
Dec. 15, 1986	--	--	CLEMSON	W	67	66	+1	H	
Dec. 18, 1986	--	--	NORTHWESTERN ST.	W	92	82	+10	H	
Dec. 29, 1986	--	--	Eastern Michigan	L	62	65	-3	N	29
Dec. 30, 1986	--	--	Fla. International	L	68	74	-6	A	29
Dec. 31, 1986	--	--	Maryland-Baltimore	W	71	52	19	N	29
Jan. 4, 1987	--	11	Georgia	L	65	78	-13	A	
Jan. 10, 1987	--	8	Mississippi	L	53	62	-9	A	
Jan. 14, 1987	--	--	FLORIDA STATE	W	69	65	+4	H	
Jan. 17, 1987	--	2	TENNESSEE	L	72	90	-18	H	
Jan. 21, 1987	--	9	LOUISIANA STATE	L	67	85	-18	H	
Jan. 24, 1987	--	11	VANDERBILT	L	60	80	-20	H	
Jan. 28, 1987	--	--	Central Florida	W	81	78	+3	A	
Jan. 31, 1987	--	2	AUBURN	L	44	99	-55	H	
Feb. 4, 1987	--	--	Stetson	L	60	78	-18	A	
Feb. 7, 1987	--	--	Mississippi State	L	59	70	-11	A	
Feb. 9, 1987	--	--	SOUTH FLORIDA	W	72	51	+21	H	
Feb. 14, 1987	--	--	Kentucky	L	76	83	-7	A	
Feb. 19, 1987	--	--	Florida State	W	70	59	+11	A	
Feb. 22, 1987	--	--	Miami	L	66	78	-12	A	
Feb. 25, 1987	--	--	South Florida	W	88	64	+24	A	
Feb. 28, 1987	--	--	Alabama	L	65	87	-22	A	
Mar. 4, 1987	--	--	Kentucky	L	53	75	-22	N	30

1987-88

Record: 9-18 (Home:7-6; Away: 2-9; Neutral: 0-3)

SEC: 18 (9th)

SEC Tournament: 01

Head Coach: Carol Higginbottom

Captain: Janna Bragg

Date	UF Rank	Opp Rank.	Opponent	Result	UF	Opp	Diff.	Site	Code
Nov. 27, 1987	--	--	Georgia Southern	L	68	79	-11	A	31
Nov. 28, 1987	--	--	Southern Mississippi	L	64	69	-5	N	31
Dec. 2, 1987	--	--	FLORIDA SOUTHERN	W	75	59	+16	H	
Dec. 5, 1987	--	--	South Florida	L	54	65	-11	A	
Dec. 9, 1987	--	--	Central Florida	W	87	57	+30	A	
Dec. 12, 1987	--	--	MIAMI	L	68	69	-1	H	
Dec. 19, 1987	--	--	Miami	L	75	84	-9	A	
Dec. 29, 1987	--	--	Brigham Young	L	75	102	-27	A	32
Dec. 30, 1987	--	--	Boise State	L	56	69	-13	N	32
Jan. 7, 1988	--	--	WIS.-GREEN BAY	W	69	51	+18	H	
Jan. 9, 1988	--	13	GEORGIA	L	66	96	-30	H	
Jan. 13, 1988	--	--	MISSISSIPPI STATE	L	50	72	-22	H	
Jan. 16, 1988	--	6	MISSISSIPPI	L	53	77	-24	H	
Jan. 18, 1988	--	--	VA. COMMONWEALTH	W	69	60	+9	H	
Jan. 21, 1988	--	--	STETSON	L	73	87	-14	H	
Jan. 23, 1988	--	--	KENTUCKY	W	68	64	+4	H	
Jan. 25, 1988	--	--	Baptist College	W	85	77	+8	A	
Jan. 27, 1988	--	--	Louisiana State	L	58	75	-17	A	
Jan. 31, 1988	--	--	Vanderbilt	L	62	84	-22	A	
Feb. 3, 1988	--	--	ALABAMA	L	53	75	-22	H	
Feb. 6, 1988	--	3	Auburn	L	42	75	-33	A	
Feb. 10, 1988	--	--	CENTRAL FLORIDA	W	80	66	+14	H	
Feb. 16, 1988	--	--	SOUTH FLORIDA	W	79	64	+15	H	
Feb. 18, 1988	--	--	FLORIDA ATLANTIC	W	75	54	+21	H	
Feb. 21, 1988	--	3	Tennessee	L	53	108	-55	A	
Feb. 27, 1988	--	--	Florida State	L	55	71	-16	A	
Mar. 4, 1988	--	--	Mississippi State	L	46	67	-21	N	30

1988-89

Record: 15-14 (Home: 7-4; Away: 3-7; Neutral: 5-3)

SEC: 18 (9th)

SEC Tournament: 11

Head Coach: Carol Higginbottom

Captains: Camille Rattledge and Angie Scott

Date	UF Rank	Opp Rank.	Opponent	Result	UF	Opp	Diff.	Site	Code
Nov. 25, 1988	--	--	Bryan College	W	93	43	+50	N	6
Nov. 26, 1988	--	--	Tennessee Tech	L	58	63	-5	A	6
Nov. 29, 1988	--	--	Stetson	L	67	75	-8	A	
Dec. 2, 1988	--	--	Clemson	L	47	63	-16	N	33
Dec. 3, 1988	--	--	Mississippi College	W	78	63	+15	N	33
Dec. 7, 1988	--	--	Central Florida	W	74	57	+17	A	

Dec. 10, 1988	--	--	South Florida	W	84	79	+5	A	
Dec. 13, 1988	--	--	FLORIDA STATE	W	63	60	+3	H	
Dec. 27, 1988	--	--	Mount Saint Mary's	L	67	74	-7	N	34
Dec. 28, 1988	--	--	Northeastern	W	73	69	+4	N	34
Dec. 29, 1988	--	--	Hofstra	W	73	60	+13	N	34
Jan. 5, 1989	--	--	DETROIT-MERCY	W	82	71	+11	H	
Jan. 8, 1989	--	7	Georgia	L	77	101	-24	A	
Jan. 11, 1989	--	--	Florida Southern	W	77	54	+23	A	
Jan. 14, 1989	--	--	ALABAMA	W	76	75	+1	H	
Jan. 16, 1989	--	--	MIAMI	W	75	61	+14	H	
Jan. 21, 1989	--	--	Mississippi State	L	80	84	-4	A	
Jan. 24, 1989	--	--	Miami	L	67	75	-8	A	
Jan. 28, 1989	--	1	AUBURN	L	58	87	-29	H	
Jan. 31, 1989	--	--	SOUTH FLORIDA	W	73	69	+4	H	
Feb. 4, 1989	--	8	Mississippi	L	75	88	-13	A	
Feb. 7, 1989	--	--	CENTRAL FLORIDA	W	88	78	+10	H	
Feb. 11, 1989	--	--	Kentucky	L	90	97	-7	A	
Feb. 15, 1989	--	--	MERCER	W	70	68	+2	H	
Feb. 18, 1989	--	3	TENNESSEE	L	52	85	-33	H	
Feb. 22, 1989	--	--	LOUISIANA STATE	L	52	76	-24	H	
Feb. 25, 1989	--	--	VANDERBILT	L	68	80	-12	H	
Mar. 1, 1989	--	--	Kentucky	W	67	64	+3	N	30
Mar. 2, 1989	--	1	Auburn	L	61	72	-11	N	30

1989-90

Record: 15-13 (Home: 8-4; Away: 4-8; Neutral: 3-1)

SEC: 18 (9th)

SEC Tournament: 11

Head Coach: Carol HigginbottomWhitmire

Interim: Lea Henry (final 6 games)

Captains: Camille Rattledge and Casandra Washington

Date	UF Rank	Opp Rank.	Opponent	Result	UF	Opp	Diff.	Site	Code
Nov. 24, 1989	--	10	Nevada-Las Vegas	L	49	73	-24	A	35
Nov. 25, 1989	--	--	George Mason	W	68	51	+17	N	35
Nov. 29, 1989	--	--	Miami	L	61	76	-15	A	
Dec. 2, 1989	--	--	FLORIDA SOUTHERN	W	89	55	+34	H	
Dec. 6, 1989	--	--	CENTRAL FLORIDA	W	82	65	+17	H	
Dec. 9, 1989	--	--	SOUTH FLORIDA	W	77	59	+18	H	
Dec. 11, 1989	--	--	WICHITA STATE	W	79	70	+9	H	
Dec. 18, 1989	--	--	GEORGIA SOUTHERN	W	93	89	+4	H	
Dec. 28, 1989	--	--	Austin Peay	W	83	68	+15	N	36
Dec. 29, 1989	--	--	Florida Atlantic	W	79	67	+12	A	36
Jan. 1, 1990	--	--	MAINE	W	78	73	+5	H	
Jan. 6, 1990	--	3	GEORGIA	L	58	70	-12	H	
Jan. 10, 1990	--	--	Florida State	L	62	63	-1	A	
Jan. 13, 1990	--	15	Auburn	L	66	73	-7	A	
Jan. 16, 1990	--	--	MIAMI	L	73	85	-12	H	
Jan. 20, 1990	--	--	MISSISSIPPI ST.	W-OT	91	87	+4	H	
Jan. 24, 1990	--	--	Alabama	L	71	84	-13	A	
Jan. 27, 1990	--	--	Louisiana State	L	60	71	-11	A	
Jan. 31, 1990	--	--	Mercer	W	65	52	+13	A	
Feb. 3, 1990	--	--	MISSISSIPPI	L	57	63	-6	H	
Feb. 6, 1990	--	--	South Florida	W	66	52	+14	A	
Feb. 10, 1990	--	--	KENTUCKY	L	70	84	-14	H	
Feb. 14, 1990	--	--	STETSON	W	84	64	+20	H	
Feb. 17, 1990	--	4	Tennessee	L	42	75	-33	A	
Feb. 22, 1990	--	--	Central Florida	W	65	46	+19	A	
Feb. 25, 1990	--	--	Vanderbilt	L	60	82	-22	A	
Mar. 2, 1990	--	--	Kentucky	W	70	54	+16	N	30
Mar. 3, 1990	--	3	Tennessee	L	56	81	-25	N	30

NOTE: Lea Henry became interim head coach when Carol Whitmire resigned on Feb. 13, 1990.

1990-91

Record: 17-11 (Home: 10-4; Away: 4-5; Neutral: 3-2)

SEC: 36 (8th)

SEC Tournament: 01

Head Coach: Carol Ross

Captains: Rhvonja Smith & Sophia Witherspoon

Date	UF Rank	Opp Rank.	Opponent	Result	UF	Opp	Diff.	Site	Code
Nov. 23, 1990	--	--	William & Mary	W	52	50	+2	N	37
Nov. 24, 1990	--	--	Marquette	W	99	70	+29	A	37
Nov. 28, 1990	--	--	CENTRAL FLORIDA	W	86	67	+19	H	
Dec. 1, 1990	--	--	Colorado State	L	65	69	-4	N	38
Dec. 2, 1990	--	--	Eastern Michigan	W	73	57	+16	N	38
Dec. 4, 1990	--	--	BARRY	W	96	58	+38	H	
Dec. 6, 1990	--	--	Stetson	W	81	59	+22	A	
Dec. 8, 1990	--	--	ALABAMA STATE	W	85	66	+19	H	39
Dec. 9, 1990	--	--	TENNESSEE STATE	W	70	52	+18	H	39
Dec. 13, 1990	--	--	ALA.-HUNTSVILLE	W	83	41	+42	H	
Dec. 17, 1990	--	--	FLORIDA STATE	L-OT	78	79	-1	H	
Dec. 29, 1990	--	--	Arizona State	W	73	62	+11	N	40
Dec. 30, 1990	--	--	Richmond	L-OT	70	72	-2	A	40
Jan. 3, 1991	--	--	East Carolina	W	69	54	+15	A	
Jan. 9, 1991	--	19	VANDERBILT	W	74	68	+6	H	
Jan. 12, 1991	--	8	Georgia	L	68	89	-21	A	
Jan. 16, 1991	--	2	TENNESSEE	L-2OT	70	71	-1	H	
Jan. 19, 1991	--	--	Mississippi State	W	74	71	+3	A	
Jan. 21, 1991	--	--	CHARLOTTE	W	81	69	+12	H	
Jan. 23, 1991	--	7	AUBURN	L	59	93	-34	H	
Jan. 26, 1991	--	10	LOUISIANA STATE	L	68	80	-12	H	
Jan. 28, 1991	--	--	MERCER	W	72	61	+11	H	
Feb. 2, 1991	--	14	Mississippi	L	58	65	-7	A	
Feb. 6, 1991	--	--	SOUTH FLORIDA	W	74	60	+14	H	
Feb. 9, 1991	--	--	ALABAMA	W-OT	93	90	+3	H	

FLORIDA GATOR BASKETBALL YEAR-BY-YEAR RESULTS

Feb. 13, 1991	--	--	South Alabama	L	83	94	-11	A	
Feb. 23, 1991	--	--	Kentucky	L	65	67	-2	A	
Mar. 1, 1991	--	--	Alabama+	L	75	95	-20	N	30

1991-92

Record: 15-13 (Home: 8-5; Away: 5-6; Neutral: 2-2)

SEC: 47 (17th)

SEC Tournament: 01

Head Coach: Carol Ross

Captain: Candie Wilkie

Date	UF Rank	Opp Rank.	Opponent	Result	UF	Opp	Diff.	Site	Code
Nov. 22, 1991	--	--	West Virginia	L	75	80	-5	N	41
Nov. 23, 1991	--	--	Fairfield	W	91	70	+21	N	41
Nov. 26, 1991	--	--	STETSON	W	99	70	+29	H	
Dec. 1, 1991	--	--	Miami	L	75	95	-20	A	
Dec. 4, 1991	--	--	Indiana State	W	68	63	+5	A	
Dec. 7, 1991	--	--	Manhattan	W	68	42	+26	N	42
Dec. 8, 1991	--	21	Connecticut	L	48	71	-23	A	42
Dec. 15, 1991	--	--	Florida State	L-OT	78	90	-12	A	
Dec. 18, 1991	--	--	MISSISSIPPI STATE	L	64	66	-2	H	
Dec. 28, 1991	--	--	NEW HAMPSHIRE	W	75	67	+8	H	39
Dec. 29, 1991	--	9	STEPHEN F. AUSTIN	L	73	86	-13	H	39
Dec. 31, 1991	--	--	OHIO UNIVERSTIY	W	85	66	+19	H	
Jan. 4, 1992	--	--	Alabama	W-2OT	103	101	+2	A	
Jan. 6, 1992	--	--	GEORGIA SOUTHERN	W	92	73	+19	H	
Jan. 11, 1992	--	14	MISSISSIPPI	L	56	59	-3	H	
Jan. 14, 1992	--	--	South Florida	W	77	62	+15	A	
Jan. 18, 1992	--	--	ARKANSAS	W	58	46	+12	H	
Jan. 22, 1992	--	--	GEORGIA	L	81	96	-15	H	
Jan. 23, 1992	--	--	BETHUNE COOKMAN	W	78	49	+29	H	
Jan. 26, 1992	--	11	Vanderbilt	L	82	89	-7	A	
Feb. 1, 1992	--	--	Louisiana State	W	59	57	+2	A	
Feb. 8, 1992	--	--	SOUTH CAROLINA	L	50	64	-14	H	
Feb. 12, 1992	--	--	Charlotte	W	79	63	+16	A	
Feb. 15, 1992	--	--	Auburn	L	49	94	-45	A	
Feb. 22, 1992	--	2	Tennessee	L	69	90	-21	A	
Feb. 25, 1992	--	--	FLORIDA ATLANTIC	W	108	72	+36	H	
Feb. 29, 1992	--	--	KENTUCKY	W	77	73	+4	H	
Mar. 6, 1992	--	--	Auburn	L	58	70	-12	N	30

1992-93

Record: 19-10 (Home: 9-3; Away: 9-6; Neutral: 1-1)

SEC: 65 (14th)

SEC Tournament: 01

Postseason: NCAA Second Round (11)

Head Coach: Carol Ross

Captain: LaTonya McGhee

Date	UF Rank	Opp Rank.	Opponent	Result	UF	Opp	Diff.	Site	Code
Dec. 1, 1992	--	--	Mississippi State	L	58	74	-16	A	
Dec. 4, 1992	--	--	Tennessee Tech	L	61	81	-20	A	
Dec. 6, 1992	--	--	FURMAN	W	103	53	+50	H	
Dec. 9, 1992	--	--	ALABAMA STATE	W	95	32	+63	H	
Dec. 11, 1992	--	--	Bethune Cookman	W	64	56	+8	A	
Dec. 18, 1992	--	--	Utah	W	57	51	+6	N	32
Dec. 19, 1992	--	2	Stanford	L	66	76	-10	A	43
Dec. 29, 1992	--	--	FLORIDA A&M	W	92	66	+26	H	
Dec. 30, 1992	--	--	ILLINOIS	W	72	57	+15	H	
Jan. 2, 1993	--	--	ALABAMA	W	81	75	+6	H	
Jan. 5, 1993	--	--	West Virginia	W	66	59	+7	A	
Jan. 9, 1993	--	--	Mississippi	W-2OT	69	65	+4	A	
Jan. 13, 1993	--	--	CENTRAL FLORIDA	W	96	45	+51	H	
Jan. 16, 1993	--	--	Arkansas	W	68	60	+8	A	
Jan. 20, 1993	--	--	Georgia	L	64	70	-6	A	
Jan. 24, 1993	--	1	VANDERBILT	L	63	69	-6	H	
Jan. 27, 1993	--	--	Georgia Southern	W	92	78	+14	A	
Jan. 30, 1993	--	--	LSU	W	89	65	+24	H	
Feb. 3, 1993	--	--	FLORIDA STATE	W	81	78	+3	H	
Feb. 6, 1993	--	--	South Carolina	W	74	53	+21	A	
Feb. 10, 1993	--	--	SOUTH FLORIDA	W	80	66	+14	H	
Feb. 14, 1993	--	6	AUBURN	L	64	79	-15	H	
Feb. 16, 1993	--	--	Florida Atlantic	L	63	84	-21	A	
Feb. 21, 1993	--	1	TENNESSEE	L	75	88	-13	H	
Feb. 23, 1993	--	--	Stetson	W	87	55	+32	A	
Feb. 28, 1993	--	--	Kentucky	W	72	69	+3	A	
Mar. 5, 1993	--	--	Alabama+	L	73	88	-15	N	44
Mar. 17, 1993	--	19	Bowling Green	W	69	67	+2	A	45
Mar. 19, 1993	--	9	Virginia	L	55	69	-14	A	45

1993-94

Record: 22-7 (Home: 14-0; Away: 6-6; Neutral: 2-1)

SEC: 83 (3rd)

SEC Tournament: 11

Postseason: NCAA First Round (01)

Head Coach: Carol Ross

Captain: Amanda Butler

Date	UF Rank	Opp Rank.	Opponent	Result	UF	Opp	Diff.	Site	Code
Nov. 29, 1993	--	--	Southern Mississippi	L	63	69	-6	A	
Dec. 3, 1993	--	--	SW Louisiana	W	76	44	+32	N	46
Dec. 4, 1993	--	16	Stephen F. Austin	L	71	82	-11	A	46
Dec. 8, 1993	--	--	Furman	W-OT	89	86	+3	A	
Dec. 12, 1993	--	--	SOUTH ALABAMA	W	101	54	+47	H	
Dec. 18, 1993	--	1	Tennessee	L	69	84	-15	A	
Dec. 20, 1993	--	--	TENNESSEE TECH	W	79	59	+20	H	
Dec. 28, 1993	--	--	PENNSYLVANIA	W	80	49	+31	H	39

Dec. 29, 1993	--	--	SOUTHERN MISSISSIPPI	W	81	75	+6	H	39
Jan. 4, 1994	--	--	KENTUCKY	W	81	64	+17	H	
Jan. 8, 1994	--	--	MISSISSIPPI STATE	W	80	66	+14	H	
Jan. 11, 1994	--	--	Central Florida	W	92	78	+14	A	
Jan. 16, 1994	--	10	Alabama	W	80	75	+5	A	
Jan. 17, 1994	--	--	STETSON	W	74	62	+12	H	
Jan. 23, 1994	--	--	MISSISSIPPI	W	73	65	+8	H	
Jan. 27, 1994	--	--	MIAMI	W	59	50	+9	H	
Jan. 30, 1994	--	--	ARKANSAS	W	74	69	+5	H	
Feb. 2, 1994	--	--	BETHUNE COOKMAN	W	86	34	+52	H	
Feb. 6, 1994	--	11	Vanderbilt	L	65	82	-17	A	
Feb. 9, 1994	--	--	GEORGIA	W	79	72	+7	H	
Feb. 12, 1994	--	--	Louisiana State	W	64	62	+2	A	
Feb. 15, 1994	--	--	Florida State	W	73	54	+19	A	
Feb. 17, 1994	--	--	FLORIDA ATLANTIC	W	102	71	+31	H	
Feb. 20, 1994	--	--	SOUTH CAROLINA	W	80	68	+12	H	
Feb. 23, 1994	22	--	South Florida	W	82	67	+15	A	
Feb. 26, 1994	22	--	Auburn	L	76	80	-4	A	
Mar. 4, 1994	22	25	Auburn+	W	72	67	+5	N	44
Mar. 5, 1994	22	13	Vanderbilt+	L	72	94	-22	N	44
Mar. 16, 1994	20	--	Texas A&M++	L	76	78	-2	A	45

1994-95

Record: 24-9 (Home: 10-2; Away: 8-4; Neutral: 6-3)

SEC: 74 (t-4th)

SEC Tournament: 11

Postseason: NCAA Second Round (11)

Head Coach: Carol Ross

Captains: DeLisha Milton, Crystal Parker

Date	UF Rank	Opp Rank.	Opponent	Result	UF	Opp	Diff.	Site	Code
Nov. 25, 1994	15	--	Arizona	W	94	76	+18	N	47
Nov. 26, 1994	15	16	Kansas	W	58	56	+2	N	47
Nov. 27, 1994	15	7	North Carolina	L	72	79	-7	N	47
Dec. 2, 1994	15	--	Miami	W	84	63	+21	N	48
Dec. 3, 1994	15	--	Florida State	W	91	80	+11	A	48
Dec. 6, 1994	13	--	BETHUNE-COOKMAN	W	87	39	+48	H	
Dec. 10, 1994	13	--	Southern Miss.	L-OT	92	93	-1	A	
Dec. 19, 1994	18	--	Loyola Marymount	W	85	48	+37	N65	
Dec. 20, 1994	18	--	New Mexico St.	W	68	63	+5	A65	
Dec. 28, 1994	18	--	SAN FRANCISCO	W	74	66	+8	H	
Dec. 29, 1994	18	--	N.C. STATE	W	77	67	+10	H	
Jan. 4, 1995	16	--	Kentucky	L	55	63	-8	A	
Jan. 7, 1995	16	--	Mississippi St.	W	79	47	+32	A	
Jan. 11, 1995	18	--	Florida Atlantic	W	112	53	+59	A	
Jan. 15, 1995	18	11	ALABAMA	W	97	88	+9	H	
Jan. 18, 1995	17	--	SOUTH FLORIDA	W	95	54	+41	H	
Jan. 21, 1995	17	18	Mississippi	W	81	77	+4	A	
Jan. 23, 1995	13	--	WEST VIRGINIA	W	98	54	+44	H	
Jan. 25, 1995	13	--	Texas	W-OT	82	71	+11	A	
Jan. 28, 1995	13	--	Arkansas	L	66	72	-6	A	
Feb. 1, 1995	14	2	TENNESSEE	L	69	76	-7	H	
Feb. 4, 1995	14	8	VANDERBILT	L	52	66	-14	H	
Feb. 8, 1995	18	10	Georgia	W	59	46	+13	A	
Feb. 11, 1995	18	--	LSU	W	88	46	+42	H	
Feb. 13, 1995	14	--	New Orleans	L	71	74	-3	A	
Feb. 16, 1995	14	--	LYNN	W	112	43	+69	H	
Feb. 18, 1995	14	--	South Carolina	W	69	49	+20	A	
Feb. 21, 1995	17	--	FLORIDA ST.	W	81	62	+19	H	
Feb. 26, 1995	17	--	AUBURN	W-OT	62	54	+8	H	
Mar. 3, 1995	15	--	LSU	W	88	80	+8	N	44
Mar. 4, 1995	15	11	Georgia	L	71	88	-17	N	44
Mar. 16, 1995	17	--	Radford	W	89	49	+40	N	49
Mar. 18, 1995	17	3	Virginia	L	67	72	-5	A	49

1995-96

Record: 21-9 (Home: 10-1; Away: 5-5; Neutral: 6-3)

SEC: 6-5 (t-5th)

SEC Tournament: (2-1)

Postseason: NCAA First Round (0-1)

Head Coach: Carol Ross

Captains: DeLisha Milton, Mahogany Hudson

Date	UF Rank	Opp Rank.	Opponent	Result	UF	Opp	Diff.	Site	Code
Nov. 24, 1995	27	--	Appalachian St.	W	73	71	+2	N	50
Nov. 25, 1995	27	--	Montana St.	W	70	68	+2	A	50
Nov. 28, 1995	29	--	TEXAS	W-OT	67	64	+3	H	
Dec. 1, 1995	29	--	Florida State	W	74	56	+18	N	51
Dec. 2, 1995	29	--	Miami	W	71	70	+1	A	51
Dec. 4, 1995	27	--	NEW ORLEANS	W	89	80	+9	H	
Dec. 9, 1995	27	--	Rutgers	W	69	55	+14	N	52
Dec. 10, 1995	27	--	Arkansas State	W	69	41	+28	N	52
Dec. 16, 1995	27	--	KENTUCKY	W	69	46	+23	N	53
Dec. 19, 1995	23	--	Illinois	L	53	67	-14	N	54
Dec. 20, 1995	23	--	Virginia Tech	W	65	48	+17	N	54
Dec. 29, 1995	23	--	MASSACHUSETTS	W	71	54	+17	H	39
Dec. 30, 1995	23	--	GEORGE WASHINGTON	W	57	44	+13	H	39
Jan. 2, 1996	21	4	Tennessee	L	67	87	-20	A	
Jan. 7, 1996	21	25	Auburn	L	53	69	-16	A	

FLORIDA GATOR BASKETBALL YEAR-BY-YEAR RESULTS

Feb. 17, 1996	17	12	Alabama	L	54	73	-19	A	
Feb. 20, 1996	19	2	Georgia	L	81	89	-8	A	
Feb. 24, 1996	19	--	MISS. STATE	W	95	45	+50	H	
Feb. 26, 1996	18	--	Florida State	W	76	37	+39	A	
Mar. 1, 1996	18	--	South Carolina	W	65	48	+17	N	44
Mar. 2, 1996	18	10	Vanderbilt	W	83	73	+10	N	44
Mar. 3, 1996	18	5	Tennessee	L	63	74	-11	N	44
Mar. 16, 1996	16	--	San Francisco	L	61	68	-7	N	55

1996-97

Record: 24-9 (Home: 9-3; Away: 7-3; Neutral: 8-3)

SEC: 9-3 (t-3rd)

SEC Tournament: 2-1

Postseason: NCAA Elite Eight (3-1)

Head Coach: Carol Ross

Captains: DeLisha Milton, Mahogany Hudson

Date	UF Rank	Opp Rank.	Opponent	Result	UF	Opp	Diff.	Site	Code
Nov. 22, 1996	20	--	Miami	W	65	58	+7	N	56
Nov. 23, 1996	20	--	Florida State	W	75	48	+27	N	56
Nov. 26, 1996	19	21	Texas	L-OT	84	97	-13	A	
Nov. 29, 1996	19	--	Tennessee St.	W	78	53	+25	N	57
Nov. 30, 1996	19	--	Memphis	L	74	81	-7	A	57
Dec. 4, 1996	24	--	GEORGETOWN	L	75	78	-3	H	
Dec. 6, 1996	24	--	North Texas	W	93	58	+35	N	58
Dec. 7, 1996	24	--	SW Texas	W	78	68	+10	A	58
Dec. 13, 1996	24	12	Iowa	W	68	58	+10	N	59
Dec. 14, 1996	24	--	FLORIDA STATE	W	77	59	+18	H	
Dec. 21, 1996	24	--	Boise State	W	81	58	+23	A	60
Dec. 22, 1996	24	22	Clemson	L	50	52	-2	N	60
Dec. 29, 1996	24	--	ST. BONAVENTURE	W	86	65	+21	H	39
Dec. 30, 1996	24	--	KANSAS STATE	W	89	67	+22	H	39
Jan. 4, 1997	24	12	AUBURN	W	71	58	+13	H	
Jan. 12, 1997	25	--	South Carolina	W	66	62	+4	A	
Jan. 18, 1997	24	17	LSU	W	74	57	+17	H	
Jan. 21, 1997	t19	8	TENNESSEE	W	71	62	+9	H	
Jan. 25, 1997	t19	11	VANDERBILT	W	70	56	+14	H	
Jan. 29, 1997	13	7	Georgia	L	73	86	-13	A	
Feb. 2, 1997	13	18	Arkansas	W-OT	79	66	+13	A	
Feb. 8, 1997	13	--	Ole Miss	W	66	58	+8	A	
Feb. 13, 1997	10	--	Kentucky	W	77	53	+24	A	
Feb. 16, 1997	10	7	ALABAMA	L	81	86	-5	H	
Feb. 19, 1997	10	5	GEORGIA	L	64	66	-2	H	
Feb. 22, 1997	10	--	Mississippi State	W	75	71	+4	A	
Mar. 1, 1997	10	17	Vanderbilt	W	68	54	+14	N	44
Mar. 2, 1997	10	6	Alabama	W	83	72	+11	N	44
Mar. 3, 1997	6	19	Auburn	L	47	52	-5	N	44
Mar. 14, 1997	7	--	FLORIDA INTERNATIONAL	W	92	68	+24	H	61
Mar. 16, 1997	7	--	SOUTHERN CAL	W	92	78	+14	H	61
Mar. 22, 1997	7	5	Louisiana Tech	W	71	57	+14	N	62
Mar. 24, 1997	7	2	Old Dominion	L	51	53	-2	N	62

1997-98

Record: 23-9 (Home: 16-0; Away: 5-6; Neutral: 2-3)

SEC: 10-4 (t-2nd)

SEC Tournament: 1-1

Postseason: NCAA Sweet 16 (2-1)

Head Coach: Carol Ross

Captains: Mahogany Hudson, Murriel Page & Dana Smith

Date	UF Rank	Opp Rank.	Opponent	Result	UF	Opp	Diff.	Site	Code
Nov. 20, 1997	9	--	FLORIDA ST.	W	73	64	+9	H	63
Nov. 21, 1997	9	--	MIAMI	W	70	51	+19	H	63
Nov. 23, 1997	9	5	North Carolina	W	68	48	+20	N	64
Nov. 25, 1997	5	--	TEXAS	W	64	51	+13	H	
Nov. 29, 1997	5	--	Pepperdine	L	51	65	-14	A	
Nov. 30, 1997	5	--	UC-Santa Barbara	L	86	88	-2	A	
Dec. 7, 1997	13	--	Georgetown	W	74	63	+11	A	
Dec. 12, 1997	10	--	Purdue	L	61	71	-10	N	65
Dec. 21, 1997	15	25/23	ALABAMA	W	70	62	+8	H	
Dec. 28, 1997	12	--	RHODE ISLAND	W	76	53	+23	H	39
Dec. 29, 1997	12	23/22	DUKE	W	70	63	+7	H	39
Dec. 30, 1997	12	--	HAMPTON	W	92	55	+37	H	
Jan. 4, 1998	12	--	KENTUCKY	W	100	58	+42	H	
Jan. 7, 1998	12	20/18	GEORGIA	W	94	61	+33	H	
Jan. 10, 1998	12	1	Tennessee	L	60	99	-39	A	
Jan. 14, 1998	12	21/24	Auburn	W	65	61	+4	A	
Jan. 17, 1998	12	--	SOUTH CAROLINA	W	82	68	+14	H	
Jan. 21, 1998	10	--	Florida State	W	69	57	+12	A	
Jan. 24, 1998	10	--	LSU	L	57	67	-10	A	
Jan. 28, 1998	14	--	Kentucky	W	70	63	+7	A	
Feb. 1, 1998	14	6	Vanderbilt	W	62	46	+16	A	
Feb. 5, 1998	10	--	ARKANSAS	W	80	69	+11	H	
Feb. 8, 1998	10	--	MISSISSIPPI	W	79	60	+19	H	
Feb. 10, 1998	8	--	CENTRAL FLORIDA	W	110	61	+49	H	
Feb. 14, 1998	8	24/23	Alabama	L	51	73	-22	A	
Feb. 17, 1998	12	--	Georgia	L	62	79	-17	A	
Feb. 22, 1998	12	--	MISSISSIPPI STATE	W	74	68	+6	H	
Feb. 27, 1998	12	--	Arkansas	W	63	49	+14	N	66
Feb. 28, 1998	12	20/19	Alabama	L	61	74	-13	N	66
Mar. 14, 1998	13	--	MONTANA	W	85	64	+21	H	61
Mar. 16, 1998	13	--	VIRGINIA TECH	W	89	57	+32	H	61
Mar. 21, 1998	13	8/9	Duke	L	58	71	-13	N	67

1998-99

Record: 19-14 (Home: 8-7; Away: 7-4; Neutral: 4-3)

SEC: 6-8 (t-8th)

SEC Tournament: 1-1

Postseason: NCAA First Round (0-1)

Head Coach: Carol Ross

Captain: Talatha Bingham

Date	UF Rank	Opp Rank.	Opponent	Result	UF	Opp	Diff.	Site	Code
Nov. 14, 1998	22	--	ARKANSAS ST.	W	75	65	+10	H	68
Nov. 16, 1998	20	--	Baylor	W	70	58	+12	A	68
Nov. 19, 1998	20	--	Colorado State	L	65	80	-15	A	69
Nov. 20, 1998	20	--	Indiana	W	72	67	+5	N	69
Nov. 22, 1998	20	13/16	G. Washington	W	82	59	+23	N	70
Nov. 24, 1998	13	--	MIAMI	W	85	69	+16	H	
Nov. 28, 1998	13	--	Marquette	L	61	77	-16	N	71
Nov. 29, 1998	13	--	Villanova	W	52	49	+3	N	71
Dec. 3, 1998	21	--	Stetson	W	98	76	+22	A	
Dec. 5, 1998	21	--	SW TEXAS (DH)	W	89	47	+42	H	
Dec. 10, 1998	17	9/8	Alabama	W	77	71	+6	A	
Dec. 19, 1998	13	--	Illinois	L	77	97	-20	A	72
Dec. 21, 1998	20	3	Purdue	L	76	84	-8	N	72
Dec. 28, 1998	20	--	WESTERN MICHIGAN	W	94	59	+35	H	39
Dec. 29, 1998	20	--	CALIFORNIA	W	96	70	+26	H	39
Jan. 3, 1999	20	--	Kentucky	W	77	63	+14	A	
Jan. 7, 1999	19	4	Georgia	L	72	84	-12	A	
Jan. 11, 1999	18	--	CENTRAL FLORIDA	W	89	59	+30	H	
Jan. 14, 1999	21	25	AUBURN	L	71	76	-5	H	
Jan. 17, 1999	21	--	South Carolina	W	78	66	+12	A	
Jan. 21, 1999	21	1	TENNESSEE	L	64	77	-13	H	
Jan. 24, 1999	21	--	LOUISIANA ST	L	71	80	-9	H	
Jan. 28, 1999	--	--	KENTUCKY	L	70	80	-10	H	
Jan. 31, 1999	--	--	VANDERBILT	W	78	69	+9	H	
Feb. 4, 1999	--	--	Arkansas	W	87	77	+10	A	
Feb. 7, 1999	--	--	Mississippi	W	86	63	+23	A	
Feb. 11, 1999	--	--	FLORIDA ST	W	106	89	+17	H	
Feb. 15, 1999	--	25	ALABAMA	L	73	75	-2	H	
Feb. 18, 1999	--	14/12	GEORGIA	L	66	91	-25	H	
Feb. 21, 1999	--	--	Mississippi St.	L	56	68	-12	A	
Feb. 25, 1999	--	--	Vanderbilt	W	64	61	+3	N	44
Feb. 26, 1999	--	--	Tennessee	L	82	90	-8	N	44
Mar. 2, 1999	--	--	vs. Arizona	L-OT	84	87	-3	N	73

1999-00

Record: 21-13 (Home: 11-3; Away: 8-9; Neutral: 2-1)

SEC: 6-8 (t-6th)

SEC Tournament: 1-1

Postseason: WNIT Runner-Up (4-1)

Head Coach: Carol Ross

Captains: Kelly Freeman & Brandi McCain

Date	UF Rank	Opp Rank.	Opponent	Result	UF	Opp	Diff.	Site	Code
Nov. 19, 1999	--	--	FLORIDA ATLANTIC	W	98	71	+27	H	
Nov. 26, 1999	--	20/19	Purdue	L	50	90	-40	A	
Nov. 28, 1999	--	--	Central Florida	W	93	56	+37	A	
Dec. 1, 1999	--	--	Miami	W	85	77	+8	A	
Dec. 4, 1999	--	--	WEST VIRGINIA (DH)	W	98	56	+42	H	
Dec. 7, 1999	--	--	Florida State	W	82	74	+8	A	
Dec. 18, 1999	--	--	Pepperdine	W	73	70	+3	N	74
Dec. 19, 1999	--	--	California	W	85	72	+13	N	74
Dec. 28, 1999	--	--	W. KENTUCKY	W	79	65	+14	H	39
Dec. 29, 1999	--	25	BOSTON COLLEGE	L	61	66	-5	H	39
Jan. 3, 2000	--	--	WISCONSIN-GB	W	91	47	+44	H	
Jan. 6, 2000	--	20/18	MISSISSIPPI ST	W	85	72	+13	H	
Jan. 8, 2000	--	6/5	Penn State	L	67	91	-24	A	
Jan. 10, 2000	--	--	KENTUCKY	L	58	72	-14	H	
Jan. 13, 2000	--	7	GEORGIA	L	71	78	-7	H	
Jan. 20, 2000	--	10	Auburn	L	69	92	-23	A	
Jan. 23, 2000	--	--	South Carolina	W	76	62	+14	A	
Jan. 30, 2000	--	--	SOUTH CAROLINA	W	79	63	+16	H	
Feb. 1, 2000	--	--	WESTERN MICHIGAN	W	72	56	+16	H	
Feb. 3, 2000	--	3/2	Georgia	L-OT	76	81	-5	A	
Feb. 6, 2000	--	--	Vanderbilt	L	66	84	-18	A	
Feb. 10, 2000	--	--	ARKANSAS	W	87	73	+14	H	
Feb. 13, 2000	--	2/3	Tennessee	L	78	97	-19	A	
Feb. 17, 2000	--	--	MISSISSIPPI	W	80	51	+29	H	
Feb. 20, 2000	--	22/18	Mississippi St	L	57	66	-9	A	
Feb. 24, 2000	--	12/9	Louisiana St.	L	66	71	-5	A	
Feb. 27, 2000	--	--	ALABAMA (DH)	W	84	60	+24	H	
Mar. 2, 2000	--	--	Arkansas	W	96	86	+10	N	44
Mar. 3, 2000	--	2/3	Tennessee	L	79	91	-12	N	44
Mar. 15, 2000	--	--	Dayton	W	97	93	+4	A	75
Mar. 17, 2000	--	--	Memphis	W	74	71	+3	A	75
Mar. 21, 2000	--	--	MARYLAND	W	77	57	+20	H	75
Mar. 25, 2000	--	--	Arkansas	W	83	62	+21	A	75
Mar. 29, 2000	--	--	Wisconsin	L	74	75	-1	A	75@

FLORIDA GATOR BASKETBALL YEAR-BY-YEAR RESULTS

2000-01

Record: 24-6 (Home: 12-3; Away: 10-2; Neutral: 2-1)

SEC: 11-3 (t-2nd)

SEC Tournament: 0-1

Postseason: NCAA Second Round (1-1)

Head Coach: Carol Ross

Captains: Tombi Bell, Misty Knight & Tamara Stocks

Date	UF Rank	Opp Rank.	Opponent	Result	UF	Opp	Diff.	Site	Code
Nov. 17, 2000	--	--	Fordham	W	76	36	+40	A	
Nov. 21, 2000	--	--	FLORIDA STATE	W	79	65	+14	H	
Nov. 24, 2000	--	--	Harvard	W	78	56	+22	N	76
Nov. 25, 2000	--	--	Maine	W	87	41	+46	A	76
Nov. 29, 2000	--	--	West Virginia	W	96	70	+26	A	
Dec. 3, 2000	--	11/9	PENN STATE	W	92	79	+13	H	
Dec. 9, 2000	20	--	CENTRAL FLORIDA	W	85	44	+41	H	
Dec. 17, 2000	18	--	New Mexico	W	79	58	+21	N	77
Dec. 20, 2000	16	--	Chicago State	W	79	30	+49	A	
Dec. 22, 2000	16	--	Colorado	L	62	98	-36	A	
Dec. 28, 2000	19	--	TENNESSEE ST	W	100	54	+46	H	39
Dec. 29, 2000	19	7	RUTGERS	W	66	58	+8	H	39
Jan. 4, 2001	14	17/18	Mississippi State	W	82	70	+12	A	
Jan. 7, 2001	14	--	Kentucky	W	85	48	+37	A	
Jan. 11, 2001	10	4	Georgia	L	59	72	-13	A	
Jan. 18, 2001	10	--	AUBURN	W	72	59	+13	H	
Jan. 21, 2001	10	--	South Carolina	W	97	85	+12	A	
Jan. 25, 2001	10	--	PROVIDENCE	W	88	56	+32	H	
Jan. 28, 2001	10	--	SOUTH CAROLINA	W	91	53	+38	H	
Feb. 1, 2001	9	5	GEORGIA	W	75	64	+11	H	
Feb. 4, 2001	9	19/18	VANDERBILT	W	62	57	+5	H	
Feb. 8, 2001	6	--	Arkansas	W	75	64	+11	A	
Feb. 11, 2001	6	2	TENNESSEE	L	73	103	-30	H	
Feb. 15, 2001	9	--	Mississippi	W	71	65	+6	A	
Feb. 18, 2001	9	--	MISSISSIPPI ST	L	75	79	-4	H	
Feb. 22, 2001	11	14	LOUISIANA ST	W	67	59	+8	H	
Feb. 25, 2001	11	--	Alabama	W	74	62	+12	A	
Mar. 2, 2001	11	--	Arkansas	L	69	78	-9	N	78
Mar. 16, 2001	14	--	HOLY CROSS	W	84	52	+32	H	61
Mar. 18, 2001	14	--	WASHINGTON	L	75	86	-11	H	61

2001-02

Records: 18-11 (Home: 11-2; Away: 6-5; Neutral: 1-4)

SEC: 8-6 (t-4th)

SEC Tournament: 0-1

Postseason: NCAA Tournament (0-1)

Head Coach: Carol Ross

Captains: Monique Cardenas, Lindsey DeLoach & Brandi McCain

Date	UF Rank	Opp Rank.	Opponent	Result	UF	Opp	Diff.	Site	Code
Nov. 16, 2001	13	--	OAKLAND	W	84	65	+19	H	
Nov. 20, 2001	12	--	HIGH POINT	W	93	65	+28	H	
Nov. 24, 2001	12	--	Southern California	L	68	71	-3	N	79
Nov. 25, 2001	12	23	Wisconsin	L	49	61	-12	N	79
Nov. 29, 2001	19	--	Florida State	W-OT	78	74	+4	A	
Dec. 1, 2001	19	--	Creighton	W	78	67	+11	N	80
Dec. 2, 2001	19	--	Tulane	L	51	57	-6	A	80
Dec. 6, 2001	20	--	Lamar	W	88	45	+43	A	
Dec. 8, 2001	20	--	South Florida	W	90	66	+24	A	
Dec. 18, 2001	20	--	ELON	W	81	53	+28	H	
Dec. 21, 2001	20	14/12	COLORADO	W	61	50	+11	H	
Dec. 28, 2001	16	--	DUQUESNE	W	80	51	+29	H	39
Dec. 29, 2001	16	--	KENT STATE	W	73	47	+26	H	39
Jan. 3, 2002	15	2	TENNESSEE	L	64	88	-24	H	
Jan. 6, 2002	15	17/21	Auburn	W	70	61	+9	A	
Jan. 10, 2002	18	--	Louisiana State	L	59	84	-25	A	
Jan. 13, 2002	18	--	ALABAMA	W	83	77	+6	H	
Jan. 20, 2002	18	--	MISSISSIPPI	W	75	73	+2	H	
Jan. 24, 2002	18	6/5	Vanderbilt	W	62	51	+11	A	
Jan. 27, 2002	18	17/16	GEORGIA	W	73	64	9	H	
Jan. 31, 2002	12	2	Tennessee	L	66	86	-20	A	
Feb. 3, 2002	12	11/9	SOUTH CAROLINA	L	59	69	-10	H	
Feb. 10, 2002	14	--	Mississippi	W	74	73	+1	A	
Feb. 14, 2002	14	--	KENTUCKY	W	81	59	+22	H	
Feb. 17, 2002	14	24	Georgia	L	62	73	-11	A	
Feb. 21, 2002	16	--	ARKANSAS	W	64	58	+6	H	
Feb. 24, 2002	16	--	Mississippi State	L	63	83	-20	A	
Feb. 28, 2002	22	--	Auburn	L	57	70	-13	N	81
Mar. 16, 2002	t24	--	BYU	L	52	90	-38	N	82

2002-03

Records: 9-19 (Home: 7-6; Away: 2-11; Neutral: 0-2)

SEC: 1-13 (t-11th)

SEC Tournament: 0-1

Head Coach: Carolyn Peck

Captains: Courtney Cooper, Sarah Lowe & Trish Patterson

Date	UF Rank	Opp Rank.	Opponent	Result	UF	Opp	Diff.	Site	Code
Nov. 22, 2002	--	--	LAMAR	W	91	42	+49	H	
Nov. 24, 2002	--	--	SOUTH FLORIDA	W	70	59	+11	H	
Nov. 26, 2002	--	--	FLORIDA STATE	W	80	69	+11	H	
Nov. 29, 2002	--	24	UC Santa Barbara	L-OT	70	73	-3	A	
Dec. 1, 2002	--	--	Long Beach St.	W	72	69	+3	A	
Dec. 3, 2002	--	--	MIAMI	W	76	67	+9	H	
Dec. 6, 2002	--	--	Houston	L	60	71	-11	N	83
Dec. 7, 2002	--	--	N.C. State	L	77	81	-4	A	83
Dec. 11, 2002	--	--	Central Florida	W	72	48	+24	A	
Dec. 14, 2002	--	--	Oregon State	L	48	49	-1	A	

Dec. 28, 2002	--	--	MASSACHUSETTS	W-2OT	78	70	+8	H	39
Dec. 29, 2002	--	--	VIRGINIA	W	81	68	+13	H	39
Jan. 9, 2003	--	--	Ole Miss	L	72	74	-2	A	
Jan. 12, 2003	--	--	GEORGIA	L	62	105	-43	H	
Jan. 16, 2003	--	10/9	Arkansas	L	45	84	-39	A	
Jan. 19, 2003	--	5	TENNESSEE	L	53	94	-41	H	
Jan. 23, 2003	--	6	LSU	L	54	94	-40	H	
Jan. 26, 2003	--	--	George Washington	L	55	74	-19	A	
Jan. 30, 2003	--	16	South Carolina	L	64	78	-14	A	
Feb. 2, 2003	--	13/12	MISSISSIPPI STATE	L	54	83	-29	H	
Feb. 9, 2003	--	3	Tennessee	L	40	79	-39	A	
Feb. 13, 2003	--	--	AUBURN	L	51	62	-11	H	
Feb. 16, 2003	--	--	Alabama	L	65	69	-4	A	
Feb. 20, 2003	--	--	Kentucky	L	47	49	-2	A	
Feb. 23, 2003	--	18/19	VANDERBILT	L	58	64	-6	H	
Feb. 27, 2003	--	--	OLE MISS	W	78	64	+14	H	
Mar. 1, 2003	--	14/16	Georgia	L	67	76	-9	A	
Mar. 6, 2003	--	15/16	Vanderbilt	L	58	74	-16	N	84

2003-04

Records: 19-11 (Home: 7-3; Away: 10-6; Neutral: 2-2)

SEC: 8-6 (t-4th)

SEC Tournament: 0-1

Postseason: NCAA Second Round (1-1)

Head Coach: Carolyn Peck

Captains: Vanessa Hayden, Sarah Lowe & Kelly Stevenson

Date	UF Rank	Opp Rank.	Opponent	Result	UF	Opp	Diff.	Site	Code
Nov. 22, 2003	--	--	Boston	W	66	56	+10	A	85
Nov. 23, 2003	--	--	LaSalle	W	90	65	+25	N	85
Nov. 25, 2003	--	--	Richmond	L	88	98	-10	A	
Dec. 2, 2003	--	--	South Florida	W	70	55	+15	A	
Dec. 6, 2003	--	--	Florida State	W	74	60	+14	A	
Dec. 9, 2003	--	--	Oakland	W	76	72	+4	A	
Dec. 12, 2003	--	--	Miami	L	75	80	-5	A	
Dec. 14, 2003	--	15/17	UCSB	W	75	49	+26	H	
Dec. 19, 2003	--	--	Bethune-Cookman	W	86	50	+36	N	86
Dec. 20, 2003	--	--	UCF	W	79	48	+31	A	
Dec. 22, 2003	--	--	GEORGE WASHINGTON	W	80	63	+17	H	
Dec. 30, 2003	--	--	BAYLOR	L	54	71	-17	H	
Jan. 2, 2004	--	--	Temple	W	62	49	+13	A	
Jan. 8, 2004	--	--	Mississippi	L	72	79	-7	A	
Jan. 11, 2004	--	22	VANDERBILT	W	67	61	+6	H	
Jan. 15, 2004	--	14	LSU	L	59	74	-15	A	
Jan. 18, 2004	--	11/9	Georgia	W	83	73	+10	A	
Jan. 22, 2004	--	--	SOUTH CAROLINA	W	61	56	+5	H	
Jan. 29, 2004	--	--	ALABAMA	W	76	69	+7	A	
Feb. 1, 2004	--	24	Vanderbilt	W	92	83	+9	A	
Feb. 8, 2004	24	--	KENTUCKY	W	76	56	+20	H	
Feb. 12, 2004	20	--	Mississippi State	L	76	88	-12	A	
Feb. 15, 2004	20	16	LSU	L	72	91	-19	H	
Feb. 19, 2004	--	3	Tennessee	L	79	88	-9	A	
Feb. 22, 2004	--	--	ARKANSAS	L	68	82	-14	H	
Feb. 26, 2004	--	19/15	GEORGIA	W	69	59	+10	H	
Feb. 29, 2004	--	18/20	Auburn	W	71	60	+11	A	
Mar. 5, 2004	--	20/16	Georgia (3QF)	L	72	76	-4	N	81
Mar. 20, 2004	--	--	New Mexico	W	68	56	+12	A	87
Mar. 22, 2004	--	15/17	Baylor	L	76	91	-15	N	87

2004-05

Records: 14-15 (Home: 10-7; Away: 3-6; Neutral: 1-2)

SEC: 5-9 (8th)

SEC Tournament: 0-1

Postseason: WNIT First Round (0-1)

Head Coach: Carolyn Peck

Captains: Tishona Gregory, Tashia Morehead, Tamia Williams

Date	UF Rank	Opp Rank.	Opponent	Result	UF	Opp	Diff.	Site	Code
Nov. 22, 2004	--	--	FLORIDA STATE	L	62	72	-10	H	
Nov. 26, 2004	--	--	Iowa	L	62	65	-3	N	88
Nov. 27, 2004	--	--	Akron	W	77	38	+39	N	88
Nov. 30, 2004	--	--	UCF	W	67	42	+25	H	
Dec. 4, 2004	--	--	TEMPLE	W	77	58	+19	H	
Dec. 6, 2004	--	--	DELAWARE STATE	W	71	47	+24	H	
Dec. 8, 2004	--	--	STETSON	W	75	62	+13	H	
Dec. 12, 2004	--	--	OREGON STATE	W	82	70	+12	H	
Dec. 19, 2004	--	6/9	Baylor	L	62	89	-27	A	89
Dec. 21, 2004	--	--	RICHMOND	L-2OT	77	79	-2	H	
Dec. 29, 2004	--	--	BOSTON	W	66	59	+7	H	39
Dec. 30, 2004	--	--	CHARLOTTE	W	86	72	+14	H	39
Jan. 2, 2005	--	--	SOUTH FLORIDA	W	58	50	+8	H	
Jan. 6, 2005	--	--	Arkansas	W	68	56	+12	A	
Jan. 9, 2005	--	--	AUBURN	W	67	60	7	H	
Jan. 13, 2005	--	3/2	LSU	L	47	64	-17	H	
Jan. 16, 2005	--	--	South Carolina	W	67	57	+10	A	
Jan. 23, 2005	--	--	MISSISSIPPI	L	70	82	-12	H	
Jan. 27, 2005	--	19/20	Georgia	L	61	81	-20	A	
Jan. 30, 2005	--	23/21	Vanderbilt	L	73	84	-11	A	
Feb. 3, 2005	--	5	TENNESSEE	L-OT	82	91	-9	H	
Feb. 6, 2005	--	--	Alabama	L	66	77	-11	A	
Feb. 10, 2005	--	--	Kentucky	W	70	59	+11	A	
Feb. 13, 2005	--	--	MISSISSIPPI STATE	W	67	56	+11	H	
Feb. 20, 2005	--	22/20	VANDERBILT	L	69	76	-7	H	
Feb. 24, 2005	--	18	GEORGIA	L	38	63	-25	H	
Feb. 27, 2005	--	1	LSU	L	52	76	-24	A	
Mar. 3, 2005	--	--	Alabama	L	58	62	-4	N	90
Mar. 17, 2005	--	--	South Florida	L	56	61	-5	A	75

FLORIDA GATOR BASKETBALL YEAR-BY-YEAR RESULTS

2005-06

Records: 21-9 (Home: 12-3; Away: 7-4; Neutral: 2-2)

SEC: 8-6 (1-5th)

SEC Tournament: 1-1

Postseason: NCAA First Round (0-1)

Head Coach: Carolyn Peck

Captains: Brittany Davis & Sarah Lowe

Date	UF Rank	Opp Rank	Opponent	Result	UF	Opp	Diff.	Site	Code
Nov. 18, 2005	--	--	St. Francis (NY) College	W	83	57	+26	N	91
Nov. 19, 2005	--	--	Seton Hall	W	52	48	+4	A	91
Nov. 23, 2005	--	--	Florida State	L	76	82	-6	A	
Nov. 27, 2005	--	--	STETSON	W	85	56	+29	H	
Nov. 30, 2005	--	--	Charlotte	W	93	80	+13	A	
Dec. 3, 2005	--	18/16	Temple	W	58	55	+3	A	
Dec. 5, 2005	--	--	SOUTH ALABAMA	W	74	57	+17	H	
Dec. 9, 2005	--	--	ILLINOIS (DH)	W	69	64	+5	H	
Dec. 19, 2005	--	--	TEXAS-ARLINGTON	W	59	49	+10	H	
Dec. 21, 2005	--	--	FLORIDA A&M	W	73	58	+15	H	
Dec. 28, 2005	--	--	RHODE ISLAND	W	76	62	+14	H	39
Dec. 29, 2005	--	--	LIBERTY	W	73	50	+23	H	39
Jan. 2, 2006	--	--	FLORIDA STATE	W	72	62	+10	H	
Jan. 5, 2006	--	--	ALABAMA	W	59	44	+15	H	
Jan. 8, 2006	--	17/18	Georgia	L	70	89	-19	A	
Jan. 12, 2006	--	--	KENTUCKY	L	65	80	-15	H	
Jan. 19, 2006	--	--	Ole Miss	W	66	58	+8	A	
Jan. 22, 2006	--	19	VANDERBILT	W	73	59	+14	H	
Jan. 26, 2006	24	--	Arkansas	L	63	69	-6	A	
Jan. 29, 2006	24	15	GEORGIA	L	55	92	-37	H	
Feb. 2, 2006	--	--	AUBURN	W	72	61	+11	H	
Feb. 5, 2006	--	21/23	Kentucky	W	68	61	+7	A	
Feb. 9, 2006	--	--	Mississippi State	W	63	48	+15	A	
Feb. 12, 2006	--	--	SOUTH CAROLINA	L	63	81	-18	H	
Feb. 16, 2006	--	2/3	LSU	W-OT	79	78	+1	H	
Feb. 19, 2006	--	--	Auburn	L	58	73	-15	A	
Feb. 26, 2006	--	5	Tennessee	W-OT	95	93	+2	A	
Mar. 2, 2006	23	--	Mississippi State	W	98	83	+15	N	84
Mar. 3, 2006	23	--	Kentucky	L	70	88	-18	N	84
Mar. 18, 2006	--	24	New Mexico	L	59	83	-24	N	92

2006-07

Records: 9-22 (Home: 6-9; Away: 2-10; Neutral: 1-3)

SEC: 2-12 (11th)

SEC Tournament: 1-1

Head Coach: Carolyn Peck

Captains: Kim Dye & Briana Phillips

Date	UF Rank	Opp Rank	Opponent	Result	UF	Opp	Diff.	Site	Code
Nov. 10, 2006	--	--	NORTH FLORIDA (DH)	W	78	37	+41	H	
Nov. 12, 2006	--	--	Xavier	L	70	86	-16	A	
Nov. 17, 2006	--	18	California	L	60	88	-28	N	93
Nov. 18, 2006	--	14/12	Rutgers	L	71	88	-17	N	93
Nov. 21, 2006	--	--	IUPUI (DH)	W	71	57	+14	H	
Nov. 24, 2006	--	--	Florida State	L	66	88	-22	A	
Nov. 27, 2006	--	--	MOREHEAD STATE	W	86	54	+32	H	
Dec. 1, 2006	--	--	South Alabama	W	62	50	+12	A	
Dec. 5, 2006	--	--	Illinois	L	57	80	-23	A	
Dec. 8, 2006	--	--	TCU	L	72	83	-11	A	
Dec. 18, 2006	--	--	STETSON	W	72	55	+17	H	
Dec. 21, 2006	--	16/14	LOUISVILLE	L	60	77	-17	H	
Dec. 28, 2006	--	--	ALABAMA ST.	W	99	39	+60	H	39
Dec. 29, 2006	--	--	NEBRASKA	L	73	81	-8	H	39
Jan. 2, 2007	--	--	TEMPLE (DH)	L-OT	80	85	-5	H	
Jan. 4, 2007	--	15	Georgia	L	57	89	-32	A	
Jan. 11, 2007	--	4	TENNESSEE	L	58	80	-22	H	
Jan. 14, 2007	--	14/12	Vanderbilt	L	69	82	-13	A	
Jan. 18, 2007	--	--	AUBURN	L	69	74	-5	H	
Jan. 21, 2007	--	--	ARKANSAS	L	57	67	-10	H	
Jan. 25, 2007	--	--	South Carolina	L	51	79	-28	A	
Jan. 28, 2007	--	14/15	GEORGIA	L	54	77	-23	H	
Feb. 1, 2007	--	--	OLE MISS	L	64	72	-8	H	
Feb. 4, 2007	--	--	Kentucky	L	74	84	-10	A	
Feb. 8, 2007	--	7	LSU	L	66	79	-13	A	
Feb. 11, 2007	--	--	MISSISSIPPI STATE	L	74	79	-5	H	
Feb. 18, 2007	--	--	Alabama	W	66	64	+2	A	
Feb. 22, 2007	--	--	Auburn	L	62	78	-16	A	
Feb. 25, 2007	--	--	KENTUCKY	W	83	79	+4	H	
Mar. 1, 2007	--	--	Mississippi St.	W	69	63	+6	N	94
Mar. 2, 2007	--	13	Vanderbilt	L	77	105	-28	N	94

2007-08

Records: 19-14 (Home: 14-5; Away: 4-8; Neutral: 1-1)

SEC: 6-8 (7-7th)

SEC Tournament: 1-1

Postseason: WNIT Second Round (1-1)

Head Coach: Amanda Butler

Captains: Depree Bowden, Marsha Dotson & Susan Yenser

Date	UF Rank	Opp Rank	Opponent	Result	UF	Opp	Diff.	Site	Code
Nov. 9, 2007	--	--/--	XAVIER	W	82	71	+11	H	
Nov. 12, 2007	--	--/--	ROBERT MORRIS	W	67	63	+4	H	
Nov. 17, 2007	RV	--/--	Nebraska	L	63	90	-27	A	
Nov. 20, 2007	--	--/--	PRAIRIE VIEW A&M	W	69	63	+6	H	
Nov. 23, 2007	--	20/21	FLORIDA ST.	L	78	81	-3	H	
Nov. 26, 2007	--	--/--	STETSON	W	54	50	+4	H	
Nov. 28, 2007	--	--/--	Jacksonville	L	64	75	-11	A	
Dec. 2, 2007	--	--/--	Louisville	L	62	79	-17	A	

Dec. 4, 2007	--	--/--	FLORIDA GULF COAST	W	78	52	+26	H	
Dec. 16, 2007	--	--/--	TCU	W-OT	80	76	+4	H	
Dec. 22, 2007	--	--/--	SAINT LOUIS	W	83	77	+6	H	
Dec. 28, 2007	--	--/--	HOLY CROSS	W	66	52	+14	H	39
Dec. 29, 2007	--	--/--	ALABAMA A&M	W	70	49	+21	H	39
Jan. 2, 2008	--	--/--	FLORIDA A&M	W	71	51	+20	H	
Jan. 5, 2008	--	--/--	Temple	W	68	54	+14	A	
Jan. 10, 2008	--	--/--	Kentucky	L	58	60	-2	A	
Jan. 13, 2008	--	--/--	ALABAMA	W	80	65	+15	H	
Jan. 20, 2008	--	--/--	Arkansas	W	92	74	+18	A	
Jan. 24, 2008	RV	17/14	GEORGIA	L	55	82	-27	H	
Jan. 27, 2008	RV	--/--	South Carolina	W	60	57	+3	A	
Jan. 31, 2008	--	--/--	VANDERBILT	L	56	66	-10	H	
Feb. 3, 2008	--	8	LSU	L	71	85	-14	H	
Feb. 7, 2008	--	--/--	AUBURN	W	73	67	+6	H	
Feb. 10, 2008	--	--/--	Mississippi State	L	71	83	-12	A	
Feb. 14, 2008	--	--/24	Georgia	L	66	85	-19	A	
Feb. 17, 2008	--	--/--	ARKANSAS	W	75	73	+2	H	
Feb. 24, 2008	--	--/--	SOUTH CAROLINA	L	65	69	-4	H	
Feb. 28, 2008	--	3	Tennessee	L	61	88	-27	A	
Mar. 2, 2008	--	--/--	Ole Miss	W	72	66	+6	A	
Mar. 6, 2008	--	--/--	vs. South Carolina	W	71	57	+14	N	81
Mar. 7, 2008	--	3	Tennessee	L	61	92	-31	N	81
Mar. 24, 2008	--	--/--	FLORIDA GULF COAST	W	60	55	+5	H	75
Mar. 27, 2008	--	--/--	N.C. State	L	55	80	-25	A	75

2008-09

Records: 24-8 (Home: 14-1; Away: 7-6; Neutral: 3-1)

SEC: 9-5 (1-4th)

SEC Tournament: 0-1

Postseason: NCAA Second Round (1-1)

Head Coach: Amanda Butler

Captains: none

Date	UF Rank	Opp Rank	Opponent	Result	UF	Opp	Diff.	Site	Code
Nov. 14, 2008	--	--/--	Florida Gulf Coast	L	86	88	-2	A	
Nov. 17, 2008	--	--/--	JACKSONVILLE	W	74	51	+23	H	
Nov. 20, 2008	--	--/--	STETSON	W	82	46	+36	H	
Nov. 23, 2008	--	22/21	Florida State	W	72	57	+15	A	
Nov. 24, 2008	rv/--	--/--	SAVANNAH STATE	W	75	55	+20	H	
Nov. 28, 2008	rv/--	--/--	Southern Illinois	W	67	56	+11	N	95
Nov. 29, 2008	rv/--	21/19	Arizona State	W	65	60	+5	N	95
Dec. 3, 2008	rv/rv	--/--	UAB	W	77	75	+2	A	
Dec. 7, 2008	rv/rv	--/--	N.C. State	W	66	61	+5	A	
Dec. 10, 2008	23/rv	--/--	COPPIN STATE (DH)	W	75	34	+41	H	
Dec. 12, 2008	23/rv	--/--	FLORIDA A&M	W	77	55	+22	H	
Dec. 21, 2008	20/24	16/19	PITTSBURGH	W	90	83	+7	H	
Dec. 29, 2008	18/20	--/--	VERMONT	W	85	76	+9	H	39
Dec. 30, 2008	18/20	--/--	MIAMI (OH)	W	75	56	+19	H	39
Jan. 3, 2009	18/20	--/--	Ohio	W	74	56	+18	A	
Jan. 8, 2009	18/19	--/--	MISSISSIPPI STATE	W	80	66	+14	H	
Jan. 11, 2009	19/19	8/9	Auburn	L	65	81	-16	A	
Jan. 15, 2009	19/19	--/--	South Carolina	W	77	63	+14	A	
Jan. 18, 2009	15/19	--/--	GEORGIA	W	61	45	+16	H	
Jan. 25, 2009	15/19	--/--	OLE MISS	W	75	54	+21	H	
Jan. 29, 2009	12/15	--/--	KENTUCKY	W	74	59	+15	H	
Feb. 1, 2009	12/15	--/--	Arkansas	W	94	78	+16	A	
Feb. 5, 2009	11/13	--/--	Alabama	W	92	71	+21	A	
Feb. 8, 2009	11/13	12/17	TENNESSEE	W	66	57	+9	H	
Feb. 12, 2009	9/11	24/24	Vanderbilt	L	68	84	-16	A	
Feb. 15, 2009	9/11	--/--	LSU	L	47	66	-19	A	
Feb. 19, 2009	15/15	--/--	ARKANSAS	L	74	83	-9	H	
Feb. 22, 2009	15/15	--/--	SOUTH CAROLINA	W	82	66	+16	H	
Mar. 1, 2009	17/17	--/--	Georgia	L	75	84	-9	A	
Mar. 6, 2009	21/18	19/24	Tennessee	L	67	71	-4	N	84
Mar. 22, 2009	22/21	--/--	Temple	W	70	57	+13	N	96
Mar. 24, 2009	22/21	1	Connecticut	L	59	87	-28	A	96

2009-10

Records: 15-17 (Home: 10-7; Away: 5-8; Neutral: 0-2)

SEC: 7-9 (7-7th)

SEC Tournament: 0-1

Postseason: WNIT Second Round (1-1)

Head Coach: Amanda Butler

Captains: Steffi Sorensen & Susan Yenser

Date	UF Rank	Opp Rank	Opponent	Result	UF	Opp	Diff.	Site	Code
Nov. 14, 2009	rv/rv	--/--	STETSON	W	85	63	+22	H	
Nov. 17, 2009	--/rv	13/10	FLORIDA ST.	L	62	66	-4	H	
Nov. 20, 2009	--/rv	--/25	Pittsburgh	L	58	81	-23	A	
Nov. 24, 2009	--/--	--/--	UAB (DH)	W	75	39	+36	H	
Nov. 27, 2009	--/--	rv/--	St. John's	L	47	61	-14	N	97
Nov. 29, 2009	--/--	--/--	FIU	W	71	60	+11	A	97
Dec. 1, 2009	--/--	--/--	FLORIDA A&M (DH)	L	71	72	-1	H	
Dec. 7, 2009	--/--	rv/--	Rutgers	L	38	51	-13	N	98
Dec. 11, 2009	--/--	--/--	Old Dominion	W	81	67	+14	A	

FLORIDA GATOR BASKETBALL YEAR-BY-YEAR RESULTS

Jan. 24, 2010	--/--	rv/--	SOUTH CAROLINA	W	59	56	+3	H	
Jan. 31, 2010	--/--	rv/rv	Ole Miss	W	67	64	+3	A	
Feb. 4, 2010	--/--	rv/22	VANDERBILT	L	58	66	-8	H	
Feb. 7, 2010	--/--	--/rv	MISSISSIPPI ST.	W-2OT	80	78	+2	H	
Feb. 11, 2010	--/--	23/rv	LSU	L	30	70	-40	H	
Feb. 14, 2010	--/--	5	Tennessee	L	44	83	-39	A	
Feb. 18, 2010	--/--	16/16	Kentucky	L	51	77	-26	A	
Feb. 21, 2010	--/--	20/20	GEORGIA	W	64	57	+7	H	
Feb. 24, 2010	--/--	rv/22	Vanderbilt	L	60	71	-11	A	
Feb. 28, 2010	--/--	--/--	ALABAMA	L	61	66	-5	H	
Mar. 4, 2010	--/--	--/--	Auburn	L	61	74	-13	N	94
Mar. 18, 2010	--/--	--/--	SOUTH FLORIDA	W	61	54	+7	H	75
Mar. 21, 2010	--/--	--/--	Miami	L	64	77	-13	A	75

2010-11

Records: 20-15 (Home: 12-4; Away: 4-10; Neutral: 4-1)

SEC: 7-9 (8th)

SEC Tournament: 1-1

Postseason: WNIT Sweet 16 (2-1)

Head Coach: Amanda Butler

Captains: Jordan Jones & Azania Stewart

Date	UF Rank	Opp Rank.	Opponent	Result	UF	Opp	Diff.	Site	Code
Nov. 13, 2010	--/--	--/--	UCF	W	77	67	+10	H	68
Nov. 15, 2010	--/--	--/--	CHARLOTTE	W	76	70	+6	H	68
Nov. 18, 2010	--/--	--/--	DePaul	L	73	74	-1	A	68
Nov. 23, 2010	--/--	--/--	NORTH FLORIDA (DH)	W	54	51	+3	H	
Nov. 26, 2010	--/--	--/--	South Alabama	W	61	51	+10	N	76
Nov. 27, 2010	--/--	--/--	Navy	W	52	43	+9	N	76
Nov. 30, 2010	--/--	--/--	OLD DOMINION	W	63	55	+8	H	
Dec. 4, 2010	--/--	--/--	Providence	W	73	56	+17	N	99
Dec. 5, 2010	--/--	--/--	Brown	L	50	56	-6	A	99
Dec. 7, 2010	rv/--	--/--	HARVARD	W	86	65	+21	H	
Dec. 10, 2010	rv/--	--/--	Hampton	L	54	69	-15	A	
Dec. 20, 2010	--/--	--/--	ALABAMA ST.	W	95	38	+57	H	39
Dec. 21, 2010	--/--	--/--	ROBERT MORRIS	W	70	50	+20	H	39
Dec. 28, 2010	--/--	25/23	Florida State	L	72	74	-2	A	
Jan. 2, 2011	--/--	22/24	ARKANSAS	W	64	53	+11	H	
Jan. 6, 2011	--/--	--/--	Auburn	L	56	73	-17	A	
Jan. 9, 2011	--/--	--/--	South Carolina	W	65	63	+2	A	
Jan. 13, 2011	--/--	5/6	TENNESSEE	L	40	83	-43	H	
Jan. 16, 2011	--/--	--/--	Georgia	L	64	70	-6	A	
Jan. 20, 2011	--/--	19/19	KENTUCKY	L	58	59	-1	H	
Jan. 23, 2011	--/--	--/--	LSU	L	58	72	-14	A	
Jan. 27, 2011	--/--	--/--	ALABAMA	W	70	64	+6	H	
Jan. 30, 2011	--/--	--/--	Mississippi State	W	67	60	+7	A	
Feb. 3, 2011	--/--	--/--	OLE MISS	L	59	61	-2	H	
Feb. 6, 2011	--/--	--/--	VANDERBILT	L-2OT	97	103	-6	H	
Feb. 10, 2011	--/--	4	Tennessee	L	39	61	-22	A	
Feb. 13, 2011	--/--	--/--	Alabama	L	59	64	-5	A	
Feb. 20, 2011	--/--	--/--	MISSISSIPPI ST	W	78	63	+15	H	
Feb. 25, 2011	--/--	--/--	Vanderbilt	W	74	69	+5	A	100
Feb. 27, 2011	--/--	22/22	GEORGIA	W	74	71	+3	H	
Mar. 3, 2011	--/--	--/--	Arkansas	W	68	59	+9	N	81
Mar. 4, 2011	--/--	4	Tennessee	L	75	92	-17	N	81
Mar. 18, 2011	--/--	--/--	UMBC	W	59	47	+12	H	75
Mar. 21, 2011	--/--	--/--	Florida Gulf Coast	W	74	69	+5	A	75
Mar. 24, 2011	--/--	--/--	Charlotte	L-OT	77	81	-4	A	75

2011-12

Records: 20-13 (Home: 13-3; Away: 3-7; Neutral: 4-3)

SEC: 8-8 (8th)

SEC Tournament: 1-1

Postseason: NCAA Second Round (1-1)

Head Coach: Amanda Butler

Captains: Lanita Bartley, Jordan Jones & Azania Stewart

Date	UF Rank	Opp Rank.	Opponent	Result	UF	Opp	Diff.	Site	Code
Nov. 11, 2011	RV/--	--/--	MICHIGAN (DH)	L	66	69	-3	H	
Nov. 14, 2011	--/--	--/--	STETSON	W	71	57	+14	H	
Nov. 17, 2011	--/--	21/19	FLORIDA ST. (DH)	W	72	58	+14	H	
Nov. 22, 2011	--/--	--/--	HAMPTON	W	63	46	+17	H	
Nov. 25, 2011	--/--	--/--	La Salle	W	85	74	+11	N	101
Nov. 26, 2011	--/--	--/--	Charlotte	W	82	73	+9	N	101
Nov. 29, 2011	--/--	--/--	BELMONT	W	71	50	+21	H	
Dec. 2, 2011	--/--	11/12	Rutgers	L	49	63	-14	N	102
Dec. 7, 2011	--/rv	--/--	San Francisco	W	91	68	+23	A	
Dec. 9, 2011	--/rv	--/--	Pacific	L	73	78	-5	A	
Dec. 20, 2011	--/--	--/--	CHARLESTON SO.	W	83	59	+24	H	39
Dec. 21, 2011	--/--	--/--	DUQUESNE	W	62	49	+13	H	39
Dec. 28, 2011	--/--	--/--	SAMFORD	W	81	56	+25	H	
Jan. 1, 2012	--/--	6	KENTUCKY	L	56	59	-3	H	
Jan. 5, 2012	--/--	--/--	Ole Miss	W	59	55	+4	A	
Jan. 8, 2012	--/--	rv/rv	SOUTH CAROLINA	L	44	49	-5	H	
Jan. 12, 2012	--/--	19/16	Georgia	L	55	61	-6	A	
Jan. 15, 2012	--/--	--/--	LSU	W	62	58	+4	H	
Jan. 19, 2012	--/rv	--/--	ALABAMA	W	61	37	+24	H	
Jan. 22, 2012	--/rv	6	Kentucky	L	52	57	-5	A	
Jan. 29, 2012	--/--	--/--	Arkansas	L-2OT	72	73	-1	A	
Feb. 2, 2012	--/--	--/--	LSU	W	73	64	+9	A	
Feb. 5, 2012	--/--	--/--	OLE MISS	W	84	55	+29	H	
Feb. 9, 2012	--/--	--/--	AUBURN	W	70	56	+14	H	
Feb. 12, 2012	--/--	24	South Carolina	L	58	62	-4	A	
Feb. 16, 2012	--/--	rv/24	Vanderbilt	L-OT	69	75	-6	A	
Feb. 19, 2012	--/--	18/15	GEORGIA	W	61	57	+4	H	
Feb. 23, 2012	--/--	--/--	MISSISSIPPI STATE	W	79	45	+34	H	

Feb. 26, 2012	--/--	10/9	Tennessee	L	59	75	-16	A	
Mar. 1, 2012	--/--	--/--	Auburn	W	70	60	+10	N	81
Mar. 2, 2012	--/--	10/9	Kentucky	L	67	71	-4	N	81
Mar. 17, 2012	--/--	16/18	Ohio State	W	70	65	+5	N	103
Mar. 19, 2012	--/--	1	Baylor	L	57	76	-19	N	103

2012-13

Records: 20-15 (Home: 11-5; Away: 8-8; Neutral: 3-2)

SEC: 6-10 (t-8th)

SEC Tournament: 1-1

Postseason: WNIT Semifinal (4-1)

Head Coach: Amanda Butler

Captains: Jatterra Bonds, Jennifer George

Date	UF Rank	Opp Rank.	Opponent	Result	UF	Opp	Diff.	Site	Code
Nov. 9, 2012	--/--	--/--	FAIRFIELD	W	71	49	+22	H	
Nov. 11, 2012	--/--	--/--	GEORGIA ST. (DH)	W	84	65	+19	H	
Nov. 15, 2012	--/--	rv/--	Florida State	L	67	98	-31	A	
Nov. 19, 2012	--/--	--/--	NORTH FLORIDA	W	74	44	+30	H	
Nov. 23, 2012	--/--	--/--	N.C. State	W	66	64	+2	N	104
Nov. 24, 2012	--/--	--/--	Northern Iowa	W	80	63	+17	N	104
Nov. 25, 2012	--/--	--/--	Arizona State	L	58	74	-16	N	104
Dec. 1, 2012	--/--	--/--	Michigan	L	53	59	-6	A	
Dec. 4, 2012	--/--	--/--	TROY	W	87	62	+25	H	
Dec. 7, 2012	--/--	--/--	PACIFIC	W	89	82	+7	H	
Dec. 16, 2012	--/--	--/--	La Salle	W	74	50	+24	A	
Dec. 20, 2012	--/--	--/--	SAVANNAH STATE	W	88	38	+50	H	39
Dec. 21, 2012	--/--	--/--	CENTRAL MICHIGAN	W	81	75	+6	H	39
Dec. 28, 2012	--/--	--/--	HOLY CROSS	W	81	50	+31	H	
Jan. 3, 2013	--/--	6/6	Kentucky	L	69	76	-7	A	
Jan. 6, 2013	--/--	--/--	LSU	W	77	72	+5	H	
Jan. 10, 2013	--/--	--/--	Mississippi State	W	61	55	+6	A	
Jan. 13, 2013	--/--	9/9	TENNESSEE	L-OT	75	78	-3	H	
Jan. 20, 2013	--/rv	19/18	SOUTH CAROLINA	L	44	52	-8	H	
Jan. 24, 2013	--/rv	--/--	OLE MISS	L	81	88	-7	H	
Jan. 27, 2013	--/rv	14/14	Georgia	L	52	69	-17	A	
Jan. 31, 2013	--/--	--/--	Missouri	L	64	69	-5	A	
Feb. 3, 2013	--/--	--/--	ALABAMA	W	87	54	+33	H	
Feb. 10, 2013	--/--	--/--	Auburn	W	65	57	+8	A	
Feb. 14, 2013	--/--	11/13	Texas A&M	L	71	78	-7	A	
Feb. 17, 2013	--/--	13/12	GEORGIA	L	57	62	-5	H	
Feb. 21, 2013	--/--	--/--	VANDERBILT	L	57	68	-11	H	
Feb. 24, 2013	--/--	--/--	Alabama	W	67	61	+6	A	
Feb. 28, 2013	--/--	--/--	ARKANSAS	W	69	58	+11	H	
Mar. 3, 2013	--/--	14/13	South Carolina	L	56	67	-11	A	
Mar. 7, 2013	--/--	--/--	Arkansas	W	64	57	+7	N	94
Mar. 8, 2013	--/--	9/9	Tennessee	L	73	82	-9	N	94
Mar. 22, 2013	rv/--	--/--	FIU	W	75	68	+7	A	75
Mar. 25, 2013	rv/--	--/--	Winthrop	W	85	53	+32	A	75
Mar. 27, 2013	rv/--	--/--	Charlotte	W	67	65	+2	A	75
Mar. 30, 2013	rv/--	--/--	James Madison	W	85	80	+5	A	75
April 3, 2013	rv/--	--/--	Drexel	L	57	67	-10	A	75

FLORIDA'S ALL-TIME SERIES HISTORY

School	Overall Record	Coach Butler	Home	Away	Neutral	Last Game
Akron	1-0	-	--	--	1-0	2005
Alabama	24-29	6-3	13-7	8-12	3-10	2013
Alabama-Huntsville	1-0	-	1-0	--	--	1990
Alabama A&M	1-0	1-0	1-0	--	--	2008
Alabama Birmingham (UAB)	4-0	2-0	2-0	2-0	--	2010
Alabama State	5-1	1-0	5-0	0-1	--	2011
Appalachian State	1-0	-	--	--	1-0	1995
Arizona	1-1	-	--	--	1-1	1999
Arizona State	2-1	1-1	--	--	2-1	2013
Arkansas	22-8	8-2	9-3	9-4	4-1	2013
Arkansas State	2-0	-	1-0	--	1-0	1999
Armstrong State	1-0	-	--	--	1-0	1976
Auburn	18-32	5-3	9-10	5-14	4-8	2013
Austin Peay	1-0	-	--	--	1-0	1990
Baptist College	1-0	-	--	1-0	--	1988
Barry	1-0	-	1-0	--	--	1990
Baylor	1-4	0-1	0-1	1-1	0-2	2012
Bellhaven	1-0	-	--	--	1-0	1980
Belmont	1-0	1-0	1-0	-	-	2012
Bethune-Cookman	5-0	-	3-0	1-0	1-0	2004
Boise State	1-1	-	--	1-0	0-1	1997
Boston University	2-0	-	1-0	1-0	--	2005
Boston College	0-1	-	0-1	--	--	2000
Bowling Green	1-0	-	--	1-0	--	1993
Brigham Young	0-2	-	--	0-1	0-1	2002
Brown	1-1	0-1	--	1-1	--	2011
Bryan College	1-0	-	--	--	1-0	1989
California	2-1	-	1-0	1-0	0-1	2007
Central Florida (UCF)	24-0	1-0	14-0	10-0	--	2011
Central Michigan	1-0	1-0	1-0	-	-	2013
Charleston Southern	1-0	1-0	1-0	-	-	2012
Charlotte	7-1	3-1	3-0	3-1	1-0	2013
Chicago State	1-0	-	--	1-0	--	2001
Clemson	1-3	-	1-0	0-1	0-2	1997
Cleveland State	1-0	-	1-0	--	--	1982
Colorado	1-1	-	1-0	0-1	--	2002
Colorado State	0-2	-	--	0-1	0-1	1999
Connecticut	0-2	0-1	--	0-2	--	2009
Coppin State	1-0	1-0	1-0	--	--	2009
Creighton	1-0	-	--	--	1-0	2002
Dayton	1-0	-	--	1-0	--	2000
Delaware State	1-0	-	1-0	--	--	2005
DePaul	0-1	0-1	--	0-1	--	2011
Detroit Mercy	1-0	-	1-0	--	--	1989
Drake	1-0	-	--	--	1-0	1985
Drexel	0-1	0-1	-	0-1	-	2013
Duke	1-2	-	1-0	--	0-2	1998
Duquesne	2-0	1-0	2-0	--	--	2012
East Carolina	2-1	-	1-1	1-0	--	1991
Eastern Michigan	1-1	-	--	--	1-1	1991
Elon	1-0	-	1-0	--	--	2002
Fairfield	2-0	1-0	1-0	--	1-0	2013
Flagler	4-2	-	3-0	1-1	0-1	1980
Florida A&M	7-5	2-1	5-1	1-2	1-2	2010
Florida Atlantic	6-1	-	4-0	2-1	--	2000
Florida Gulf Coast	3-1	3-1	2-0	1-1	--	2011
Florida International	5-2	2-0	1-0	1-2	3-0	2013
Florida Southern	7-0	-	4-0	3-0	--	1990
Florida State	41-28	2-4	19-8	13-15	9-5	2013
Florida Tech	5-2	-	3-1	1-1	1-0	1978
Fordham	1-0	-	--	1-0	--	2001
Furman	2-0	-	1-0	1-0	--	1994
George Mason	1-0	-	--	--	1-0	1990
George Washington	3-1	-	2-0	0-1	1-0	2004
Georgetown	2-1	-	0-1	1-0	1-0	1998
Georgia	14-48	4-8	10-20	4-26	0-2	2013
Georgia Southern	4-5	-	3-0	1-3	0-2	1993
Georgia State	3-5	1-0	3-2	0-2	0-1	2013
Georgia Tech	0-1	-	--	--	0-1	1987
Hampton	2-1	1-1	2-0	0-1	--	2012
Harvard	3-0	-0	2-0	--	1-0	2011
High Point	1-1	0-1	1-1	--	--	2010
Hofstra	1-0	-	--	--	1-0	1989
Holy Cross	3-0	2-0	3-0	--	--	2013
Houston	0-1	-	--	--	0-1	2003
Illinois	2-3	-	2-0	0-2	0-1	2007
Illinois Chicago	1-0	-	1-0	--	--	1985
Indiana	1-1	-	0-1	--	1-0	1999
Indiana State	1-0	-	--	1-0	--	1992

School	Overall Record	Coach Butler	Home	Away	Neutral	Last Game
Iowa	1-1	-	--	--	1-1	2005
IUPUI	1-0	-	1-0	--	--	2007
Jacksonville	2-1	2-1	2-0	0-1	--	2010
James Madison	2-0	1-0	--	2-0	--	2013
Kansas	1-0	-	--	--	1-0	1994
Kansas State	1-0	-	1-0	--	--	1997
Kent State	1-0	-	1-0	--	--	2002
Kentucky	22-25	1-7	10-9	9-13	3-3	2013
La Salle	3-0	2-0	--	1-0	2-0	2013
Lamar	2-0	-	1-0	1-0	--	2003
Liberty	1-0	-	1-0	--	--	2006
Long Beach State	1-0	-	--	1-0	--	2003
Louisiana State (LSU)	12-24	3-4	7-11	4-12	1-1	2013
Louisiana Tech	1-0	-	--	--	1-0	1997
Louisiana-Lafayette	1-0	-	--	--	1-0	1994
Louisville	0-3	0-1	0-1	0-1	0-1	2008
Loyola Marymount	1-0	-	--	--	1-0	1994
Lynn	1-0	-	1-0	--	--	1995
Maine	2-0	-	1-0	1-0	--	2001
Manhattan	1-0	-	--	--	1-0	1991
Marquette	1-1	-	--	1-0	0-1	1999
Maryland	1-0	-	1-0	--	--	2000
Maryland Baltimore (UMBC)	2-0	1-0	1-0	--	1-0	2011
Massachusetts	3-0	-	2-0	1-0	--	2003
Memphis	1-3	-	0-1	1-2	--	2000
Mercer	4-3	-	3-1	1-2	--	1991
Miami (Fla.)	28-14	0-1	15-2	5-11	8-1	2010
Miami (OH)	1-0	1-0	1-0	--	--	2009
Miami Dade North	1-0	-	--	--	1-0	1975
Miami Dade South	2-1	-	--	1-0	1-1	1977
Michigan	0-2	0-2	0-1	0-1	-	2013
Mississippi	18-14	5-2	8-8	10-5	0-1	2013
Mississippi College	1-3	-	0-1	--	1-2	1989
Mississippi State	23-18	7-1	12-6	8-11	3-1	2013
Missouri	0-1	0-1	--	0-1	--	2013
Montana	2-0	-	1-0	--	1-0	1998
Montana State	1-0	-	--	1-0	--	1995
Montclair State	0-1	-	0-1	--	--	1983
Monterey Park	1-0	-	--	--	1-0	1978
Morehead State	1-0	-	1-0	--	--	2007
Mount Saint Mary's	0-1	-	--	--	0-1	1989
Navy (U.S. Naval Academy)	2-0	1-0	--	--	2-0	2011
Nebraska	0-2	0-1	0-1	0-1	--	2008
New Hampshire	1-0	-	1-0	--	--	1991
New Mexico	2-1	-	--	1-0	1-1	2006
New Mexico State	1-0	1-1	--	1-0	--	1994
New Orleans	1-1	-	1-0	0-1	--	1995
North Carolina	1-3	-	--	--	1-3	1998
North Carolina State	3-2	2-1	1-0	1-2	1-0	2013
North Florida	3-0	2-0	3-0	--	--	2013
North Texas	2-0	-	--	1-0	1-0	1997
Northeastern	1-0	-	--	--	1-0	1989
Northern Iowa	1-0	1-0	-	-	1-0	2013
Northwestern State	1-1	-	1-0	0-1	--	1986
Oakland	2-0	-	1-0	1-0	--	2004
Ohio	3-0	2-0	2-0	1-0	--	2010
Ohio State	1-0	1-0	--	--	1-0	2012
Old Dominion	2-1	2-0	2-0	1-0	0-1	2011
Oregon State	1-1	-	1-0	0-1	--	2005
Pacific	1-1	1-1	1-0	0-1	-	2013
Pennsylvania	1-0	-	1-0	--	--	1994
Penn State	1-1	-	1-0	0-1	--	2001
Pepperdine	1-1	-	--	0-1	1-0	2000
Pittsburgh	1-2	1-1	1-0	0-2	--	2010
Prairie View A&M	1-0	1-0	1-0	--	--	2008
Princeton	1-0	-	--	1-0	--	1985
Providence	2-0	1-0	1-0	--	1-0	2011
Purdue	0-3	-	0-1	0-1	0-1	2000
Radford	2-0	-	1-0	--	1-0	1995
Rhode Island	3-0	-	2-0	1-0	--	2006
Richmond	0-3	-	0-1	0-2	--	2005
Rider	1-0	-	--	1-0	--	1985
Robert Morris	2-0	2-0	2-0	--	--	2011
Rollins	7-0	-	3-0	3-0	1-0	1977
Rutgers	2-3	0-2	1-0	1-1	0-2	2012
Saint Bonaventure	1-0	-	1-0	--	--	1997
Saint Francis (NY)	1-0	-	--	--	1-0	2006
St. John's	0-1	0-1	--	--	0-1	2010
Saint Leo	2-0	-	1-0	1-0	--	1985

FLORIDA'S ALL-TIME SERIES HISTORY

School	Overall Record	Coach Butler	Home	Away	Neutral	Last Game
Saint Louis	1-0	1-0	1-0	--	--	2008
Samford	1-0	1-0	1-0	-	-	2012
San Francisco	2-1	1-0	1-0	1-0	0-1	2012
Santa Barbara	1-2	-	1-0	0-2	--	2004
Savannah State	2-1	2-0	2-0	0-1	--	2013
Seton Hall	1-0	-	--	1-0	--	2006
South Alabama	4-3	1-0	2-1	1-2	1-0	2011
South Carolina	20-12	6-5	8-7	10-5	2-0	2013
South Florida	35-4	1-0	18-1	15-2	2-1	2010
Southern	2-1	1-0	2-0	0-1	--	2010
Southern California	1-1	-	1-0	--	0-1	2002
Southern Illinois	1-0	1-0	--	--	1-0	2009
Southern Mississippi	3-6	-	2-0	0-3	1-3	1995
Southwest Texas	2-0	-	1-0	1-0	--	1999
Stanford	0-1	-	--	0-1	--	1993
Stephen F. Austin	0-2	-	0-1	0-1	--	1994
Stetson	23-3	4-0	14-1	8-2	1-0	2012
Tampa	4-0	-	2-0	2-0	--	1985
Temple	5-1	2-2	1-1	3-0	1-0	2009
Tennessee	3-46	1-11	2-18	1-19	0-9	2013
Tennessee Chattanooga	1-2	-	--	--	1-2	1987
Tennessee State	3-0	-	2-0	--	1-0	2001
Tennessee Tech	1-3	-	1-1	0-2	--	1994
Texas	3-1	-	2-0	1-1	--	1998
Texas A&M	0-2	0-1	--	0-2	--	2013
Texas-Arlington	1-0	-	1-0	--	--	2006
Texas Christian (TCU)	1-1	1-0	1-0	0-1	--	2008
Troy State	1-1	1-0	1-0	--	0-1	2013
Tulane	1-2	-	1-0	0-2	--	2002
Tulsa	1-0	-	--	1-0	--	1984
UNLV	0-1	-	--	0-1	--	1989
Utah	1-0	-	--	--	1-0	1993
Valdosta State	2-10	-	1-5	1-5	--	1983
Vanderbilt	19-32	1-7	10-12	6-16	3-4	2013
Vermont	1-0	1-0	1-0	--	--	2009
Villanova	1-0	-	--	--	1-0	1999
Virginia	1-3	-	1-0	0-3	--	2003
Virginia Commonwealth	1-0	-	1-0	--	--	1988
Virginia Tech	2-0	-	1-0	--	1-0	1998
Wake Forest	1-0	-	1-0	--	--	1983
Washington	0-1	-	0-1	--	--	2001
West Florida	2-0	-	1-0	1-0	--	1985
West Virginia	4-1	-	2-0	2-0	0-1	2001
Western Kentucky	1-1	-	1-0	--	0-1	2000
Western Michigan	2-0	-	2-0	--	--	2000
Wichita State	1-0	-	1-0	--	--	1990
William & Mary	1-0	-	--	--	1-0	1990
Winthrop	1-0	1-0	--	1-0	--	2013
Wisconsin	0-2	-	--	0-1	0-1	2002
Wisconsin Green Bay	2-0	-	2-0	--	--	2000
Xavier	1-1	1-0	1-0	0-1	--	2008
TOTALS (39 Years)	651-497	120-85	346-152	198-249	108-96	

FLORIDA IN THE SEC TOURNAMENT

Alabama	17
Arkansas	4-1
Auburn	27
Georgia	02
Kentucky	23
Louisiana State	10
Mississippi State	3-1
South Carolina	2-0
Tennessee	09
Vanderbilt	33
TOTAL	18-33

FLORIDA IN THE NCAA TOURNAMENT

Arizona	0-1
Baylor	0-2
Bowling Green	10
Brigham Young	0-1
Connecticut	0-1
Duke	0-1
Fla. International	1-0
Holy Cross	1-0
La. Tech	1-0
Montana	1-0
New Mexico	1-1
Ohio State	1-0
Old Dominion	0-1
Radford	10
San Francisco	0-1
Southern Cal.	1-0
Temple	1-0
Texas A&M	01
Virginia	02
Virginia Tech	1-0
Washington	0-1
TOTAL	11-13

FLORIDA IN THE WNIT

Arkansas	1-0
Charlotte	1-1
Dayton	1-0
Drake	1-0
Drexel	0-1
Florida Gulf Coast	2-0
Florida International	1-0
James Madison	1-0
LSU	0-1
Maryland	1-0
UMBC	1-0
Memphis	1-0
Montana	1-0

NC State	0-1
South Florida	1-1
Winthrop	1-0
Wisconsin	0-1
TOTAL	14-6

FLORIDA IN POSTSEASON TOURNAMENTS

Arizona	0-1
Arkansas	1-0
Baylor	0-2
Bowling Green	10
Brigham Young	0-1
Charlotte	1-1
Connecticut	0-1
Dayton	1-0
Drake	1-0
Drexel	0-1
Duke	0-1
Florida Gulf Coast	2-0
Fla. International	2-0
Holy Cross	1-0
James Madison	1-0
La. Tech	1-0
LSU	0-1
Maryland	1-0
Maryland Baltimore	1-0
Memphis	1-0
Montana	1-0
Montana	1-0
New Mexico	1-1
N.C. State	0-1
Ohio State	1-0
Old Dominion	0-1
Radford	10
San Francisco	0-1
South Florida	0-1
Southern California	1-0
Temple	1-0
Texas A&M	01
Virginia	02
Virginia Tech	1-0
Washington	0-1
Winthrop	1-0
Wisconsin	0-1
TOTAL	24-19



MATT PENDELTON

SERIES HISTORY VS. CONFERENCES

NCAA DIVISION I

Conference	Overall Record	Under Butler
America East	6-0 . . 2-0	
Maine	2-0 . . -	
New Hampshire	1-0 . . -	
Maryland Baltimore (UMBC)	2-0 . . 1-0	
Vermont	1-0 . . 1-0	

American67-17 . 4-6

Connecticut	0-2 . . 0-1
Houston	0-1 . . -
Louisville	0-3 . . 0-1
Memphis	1-3 . . -
Rutgers	2-3 . . 0-2
South Florida	35-4 . . 1-0
Temple	5-1 . . 2-2
UCF	24-0 . . 1-0

Atlantic 1020-4 . 4-0

Dayton	1-0 . . -
Duquesne	2-0 . . 1-0
Fordham	1-0 . . -
George Mason	1-0 . . -
George Washington	3-1 . . -
La Salle	3-0 . . 2-0
Massachusetts	3-0 . . -
Rhode Island	3-0 . . -
Richmond	0-3 . . -
Saint Bonaventure	1-0 . . -
Saint Louis	1-0 . . 1-0
Virginia Commonwealth	1-0 . . -

Atlantic Coast (ACC) . 81-59 . 5-7

Boston College	0-1 . . -
Clemson	1-3 . . -
Duke	1-2 . . -
Florida State	41-28 . . 2-4
Georgia Tech	0-1 . . -
Maryland	1-0 . . -
Miami (Fla.)	28-14 . . 0-1
North Carolina	1-3 . . -
North Carolina State	3-2 . . 2-1
Pittsburgh	1-2 . . 1-1
Virginia	1-3 . . -
Virginia Tech	2-0 . . -
Wake Forest	1-0 . . -

Atlantic Sun35-8 . 11-2

Florida Gulf Coast	3-1 . . 3-1
Jacksonville	2-1 . . 2-1
Mercer	4-3 . . -
North Florida	3-0 . . 2-0
Stetson	23-3 . . 4-0

Big 1211-7 . 1-1

Baylor	1-4 . . 0-1
Kansas	1-0 . . -
Kansas State	1-0 . . -
Texas	3-1 . . -
Texas Christian (TCU)	1-1 . . 1-0
West Virginia	4-1 . . -

Big East9-5 . 2-2

Creighton	1-0 . . -
DePaul	0-1 . . 0-1
Georgetown	2-1 . . -
Marquette	1-1 . . -
Providence	2-0 . . 1-0
Seton Hall	1-0 . . -
St. John's	0-1 . . 0-1

Villanova	1-0 . . -
Xavier	1-1 . . 1-0

Big Sky3-0 . -

Montana	2-0 . . -
Montana State	1-0 . . -

Big South6-1 . 2-1

Charleston Southern	1-0 . . 1-0
High Point	1-1 . . 0-1
Liberty	1-0 . . -
Radford	2-0 . . -
Winthrop	1-0 . . 1-0

Big Ten6-15 . 1-3

Illinois	2-3 . . -
Indiana	1-1 . . -
Iowa	1-1 . . -
Michigan	0-2 . . 0-2
Nebraska	0-2 . . 0-1
Ohio State	1-0 . . 1-0
Penn State	1-1 . . -
Purdue	0-3 . . -
Wisconsin	0-2 . . -

Big West2-2 . -

Long Beach State	1-0 . . -
Santa Barbara	1-2 . . -

Colonial Athletic Association . 5-1 . 1-1

Drexel	0-1 . . 0-1
Hofstra	1-0 . . -
James Madison	2-0 . . 1-0
Northeastern	1-0 . . -
William & Mary	1-0 . . -

Conference USA . 34-14 . 9-1

Charlotte	7-1 . . 3-1
East Carolina	2-1 . . -
Florida Atlantic	6-1 . . -
Florida International	5-2 . . 2-0
Louisiana Tech	1-0 . . -
North Texas	2-0 . . -
Old Dominion	2-1 . . 2-0
Southern Mississippi	3-6 . . -
Tulane	1-2 . . -
Tulsa	1-0 . . -
UAB	4-0 . . 2-0

Horizon League . . . 7-0 . -

Cleveland State	1-0 . . -
Detroit Mercy	1-0 . . -
Wisconsin Green Bay	2-0 . . -
Illinois Chicago	1-0 . . -
Oakland	2-0 . . -

Ivy League6-1 . 1-1

Brown	1-1 . . 0-1
Harvard	3-0 . . 1-0
Pennsylvania	1-0 . . -
Princeton	1-0 . . -

MAAC4-0 . 1-0

Fairfield	2-0 . . 1-0
Manhattan	1-0 . . -
Rider	1-0 . . -

Mid-American . . . 11-1 . 4-0

Akron	1-0 . . -
Bowling Green	1-0 . . -
Central Michigan	1-0 . . 1-0

Eastern Michigan	1-1 . . -
Kent State	1-0 . . -
Miami (OH)	1-0 . . 1-0
Ohio	3-0 . . 2-0
Western Michigan	2-0 . . -

MEAC18-7 . 6-2

Bethune-Cookman	5-0 . . -
Coppin State	1-0 . . 1-0
Delaware State	1-0 . . -
Florida A&M	7-5 . . 2-1
Hampton	2-1 . . 1-1
Savannah State	2-1 . . 2-0

Missouri Valley . . . 6-0 . 2-0

Drake	1-0 . . -
Indiana State	1-0 . . -
Lynn	1-0 . . -
Northern Iowa	1-0 . . 1-0
Southern Illinois	1-0 . . 1-0
Wichita State	1-0 . . -

Mountain West . . . 3-5 . -

Boise State	1-1 . . -
Colorado State	0-2 . . -
New Mexico	2-1 . . -
UNLV	0-1 . . -

Northeast4-1 . 2-0

Bryan	1-0 . . -
Mount Saint Mary's	0-1 . . -
Robert Morris	2-0 . . 2-0
Saint Francis (NY)	1-0 . . -

Ohio Valley7-3 . 1-0

Austin Peay	1-0 . . -
Belmont	1-0 . . 1-0
Morehead State	1-0 . . -
Tennessee State	3-0 . . -
Tennessee Tech	1-3 . . -

Pac-129-8 . 1-1

Arizona	1-1 . . -
Arizona State	2-1 . . 1-1
California	2-1 . . -
Colorado	1-1 . . -
Oregon State	1-1 . . -
Stanford	0-1 . . -
Southern California	1-1 . . -
Utah	1-0 . . -
Washington	0-1 . . -

Patriot League . . . 7-0 . 3-0

Boston University	2-0 . . -
Holy Cross	3-0 . . 2-0
Navy (U.S. Naval Academy)	2-0 . . 1-0

Southeastern (SEC) . 195-291 . 47-55

Alabama	24-29 . . 6-3
Arkansas	22-8 . . 8-2
Auburn	18-32 . . 5-3
Georgia	14-48 . . 4-8
Kentucky	22-25 . . 1-7
Louisiana State (LSU)	12-24 . . 3-4
Mississippi	18-14 . . 5-2
Mississippi State	23-18 . . 7-1
Missouri	0-1 . . 0-1
South Carolina	20-12 . . 6-5
Tennessee	3-46 . . 1-11
Texas A&M	0-2 . . 0-1

Vanderbilt	19-32 . . 1-7
----------------------	---------------

Southern10-7 . 1-0

Appalachian State	1-0 . . -
UT Chattanooga	1-2 . . -
Elon	1-0 . . -
Furman	2-0 . . -
Georgia Southern	4-5 . . -
Samford	1-0 . . 1-0

Southland4-4 . -

Lamar	2-0 . . -
New Orleans	1-1 . . -
Northwestern State	1-1 . . -
Stephen F. Austin	0-2 . . -

SWAC9-2 . 4-0

Alabama A&M	1-0 . . 1-0
Alabama State	5-1 . . 1-0
Prairie View A&M	1-0 . . 1-0
Southern	2-1 . . 1-0

Summit League . . . 1-0 . -

IUPUI	1-0 . . -
-----------------	-----------

Sun Belt13-10 . 3-0

Arkansas State	2-0 . . -
Georgia State	3-5 . . 1-0
Louisiana-Lafayette	1-0 . . -
South Alabama	4-3 . . 1-0
Texas-Arlington	1-0 . . -
Troy State	1-1 . . 1-0
Western Kentucky	1-1 . . -

West Coast5-5 . 2-1

Brigham Young	0-2 . . -
Loyola Marymount	1-0 . . -
Pacific	1-1 . . 1-1
Pepperdine	1-1 . . -
San Francisco	2-1 . . 1-0

WAC2-0 . 1-1

Chicago State	1-0 . . -
New Mexico State	1-0 . . 1-1

NCAA DIVISION II, III, NAIA

and Others	45-19 . . -
Alabama-Huntsville	1-0 . . -
Armstrong State	1-0 . . -
Baptist College	1-0 . . -
Barry	1-0 . . -
Bellhaven	1-0 . . -
Flagler	4-2 . . -
Florida Southern	7-0 . . -
Florida Tech	5-2 . . -
Miami Dade North	1-0 . . -
Miami Dade South	2-1 . . -
Mississippi College	1-3 . . -
Montclair State	0-1 . . -
Montevallo	1-0 . . -
Rollins	7-0 . . -
Saint Leo	2-0 . . -
Southwest Texas	2-0 . . -
Tampa	4-0 . . -
Valdosta State	2-10 . . -
West Florida	2-0 . . -

UF vs. Other Teams from Florida

	Overall Record	Under Butler
Overall	218-64	19-8
Barry	1-0 . . -	
Bethune-Cookman	5-0 . . -	
Central Florida (UCF)	24-0 . . 1-0	
Flagler	4-2 . . -	
Florida A&M	7-5 . . 2-1	
Florida Atlantic	6-1 . . -	
Florida Gulf Coast	3-1 . . -	
Florida International	5-2 . . 2-0	
Florida Southern	7-0 . . -	
Florida State	41-28 . . 2-4	
Florida Tech	5-2 . . -	
Jacksonville	2-1 . . 2-1	
Lynn	1-0 . . -	
Miami (Fla.)	28-14 . . 0-1	
Miami Dade North	1-0 . . -	
Miami Dade South	2-1 . . -	
North Florida	3-0 . . 2-0	
Rollins	7-0 . . -	
Saint Leo	2-0 . . -	
South Florida	35-4 . . 1-0	
Stetson	23-3 . . 4-0	
Tampa	4-0 . . -	
West Florida	2-0 . . -	



MEDIA INFORMATION

FLORIDA WOMEN'S BASKETBALL

UNIVERSITY OF FLORIDA COMMUNICATIONS OFFICE

COMMUNICATIONS SPORT CONTACT LIST

General Communications Phone: 352-375-4683 ext. 6100 • Communications Fax: 352-375-4809

Sport	Contact	Ext.	E-mail
Baseball	John Hines	x6130	Johnnh@gators.ufl.edu
Basketball (M)	Denver Parler	x6135	Denverp@gators.ufl.edu
Basketball (W)	Kathy Cafazzo	x6133	Kathyc@gators.ufl.edu
Cross Country (M&W)	Kelly Reynolds	x6128	Kellyr@gators.ufl.edu
Football	Steve McClain	x6115	Stevem@gators.ufl.edu
Football	Daniel Apple	x6199	Daniela@gators.ufl.edu
Football	John Hines	x6130	Johnnh@gators.ufl.edu
Golf (M)	Robyn Jones	x6121	Robynj@gators.ufl.edu
Golf (W)	Lisa Gallo	x6125	Lisag@gators.ufl.edu
Gymnastics	Mary Howard	x6110	Maryh@gators.ufl.edu
Lacrosse	Jenny Moss	x6175	Jennym@gators.ufl.edu
Soccer	Mary Howard	x6110	Maryh@gators.ufl.edu
Softball	Kelly Reynolds	x6128	Kellyr@gators.ufl.edu
Swimming & Diving (M&W)	Seth Medvin	x6131	Sethm@gators.ufl.edu
Tennis (M)	Daniel Apple	x6199	Daniela@gators.ufl.edu
Tennis (W)	Kathy Cafazzo	x6133	Kathyc@gators.ufl.edu
Track & Field (M&W)	Amanda Brooks	x6120	Amandabr@gators.ufl.edu
Volleyball	Amanda Brooks	x6120	Amandabr@gators.ufl.edu
New Media	Fred Demarest	x6119	Fredd@gators.ufl.edu
Historian	Norm Carlson	x6126	Normc@gators.ufl.edu
Senior Writer	Scott Carter	x6134	Scottc@gators.ufl.edu
Senior Writer	Chris Harry	x6117	Chrish@gators.ufl.edu
Coordinator	Jennifer Wagner	x6123	Jenniferw@gators.ufl.edu
Executive Assistant	Dawn Zinsmaster	x6100	Dawnz@gators.ufl.edu

Women's Basketball Primary Contact: Kathy Cafazzo
Cafazzo's Cell Phone: 352-316-4575
Basketball Press Row: 352-367-1801
Twitter: @GatorZoneWBK and @CoachButlerUF
Facebook: FloridaWomensBasketball

Mailing Address:
University Athletic Association
PO Box 14485
Gainesville, FL 32604

Gator Athletics Website:
www.GatorZone.com

Twitter:
@GatorZoneWBK
@GatorZoneNews
@GatorZoneScott
@GatorZoneChris

Overnight Address:
Central Receiving
Ben Hill Griffin Stadium
121 Gale Lemerand Dr.
Gainesville, FL 32611

Facebook:
FloridaWomensBasketball
FloridaGators

The Communications Office is located on the third floor of Ben Hill Griffin Stadium, along Gale Lemerand Drive directly across from the Stephen C. O'Connell Center. Enter the stairwell to the left of Gate 1 of Ben Hill Griffin Stadium.

GATORZONE.COM

FLORIDA COMMUNICATIONS STAFF



DANIEL APPLE
Football & Men's Tennis



AMANDA BROOKS
Track & Field & Volleyball



KATHY CAFAZZO
Women's Basketball &
Women's Tennis



LISA GALLO
Women's Golf



JOHN HINES
Baseball & Football



MARY HOWARD
Gymnastics & Soccer



ROBYN JONES
Men's Golf



STEVE McCLAIN
Football



SETH MEDVIN
Swimming & Diving



JENNY MOSS
Lacrosse



DENVER PARLER
Men's Basketball



KELLY REYNOLDS
Cross Country & Softball



FRED DEMAREST
New Media



SCOTT CARTER
Gatorzone.com Senior
Writer



CHRIS HARRY
Gatorzone.com Senior
Writer



NORM CARLSON
Historian



JENNIFER WAGNER
Coordinator



DAWN ZINSMASER
Executive Assistant

MEDIA SERVICES

Game Facility: The Stephen C. O'Connell Center is located on Gale Lemerand Drive on the University of Florida campus, parallel to the west wall of Ben Hill Griffin Stadium. For best access to the arena, enter through Gate 1. Press row is located on the north sideline of the playing floor and the Media Room is at court level.

Credentials: All requests for game credentials MUST be placed through Florida Communications women's basketball contact Kathy Cafazzo and received either via email (KathyC@gators.ufl.edu) or on the requestor's official letterhead and faxed to 352-375-4809. All requests MUST be placed at least 24 hours prior to tip-off to ensure a reserved seat along Press Row.

Credential Pick Up: Credentials picked up on game-day will be available 60 minutes prior to tip-off at the WILL CALL WINDOW: Gate 1 of the Stephen C. O'Connell Center. Credentials will not be mailed.

Only working press will receive game notes, statistics and box scores, and be allowed to sit on Press Row.

Photographers: A photography credential will be issued only to accredited photographers or those persons on special assignment. Photographers should check with UF staff for designated photo locations.

Parking: Parking is available in the Commuter Parking Lot, on the north side of the O'Connell Center. Spaces are usually ample on weekday evenings and on the weekends. There is no charge or pass required.

Double-Headers: The UF men's & women's basketball teams are scheduled

to play two doubleheaders during the non-conference season. **CREDENTIALS:** A women's credential will permit media a seat on press row for only the women's game and a men's credential will permit media a seat on press row for only the men's game. **PARKING:** The parking garage in the main O'Connell Center lot (with access only off of SW 2nd Ave.) will remain open and free until half-time of the women's game. There is no charge or pass required.

Wireless Internet: The UF Communications Office has access to wireless internet, which will be available on game-day inside the O'Connell Center. The guest login name and password that media can use free of charge will be provided in the press room 90 minutes prior to tip-off.

Telephone/Fax: Phones for sending stories via computer will be available to the working press in the Media Room. A fax machine is available in the Communications Office. To order phone lines on press row, contact Todd Hagley of BellSouth at 1-800-822-1748.

Interviews: All interviews with players and coaches must be coordinated through the Communications Office and requested 24 hours in advance to ensure availability excluding postgame interviews. Contact Kathy Cafazzo for the weekly schedule or check UF's Media Only website, as it can change from day to day. During the week, interviews with players and coaches will take place prior to practice only if an individual request is made through Kathy Cafazzo prior to a specific practice — no exceptions! The majority of all media interviews (non-game-day) take place on The

Terry Frost Women's Practice Court.

Weekly Press Conferences: Head Coach Amanda Butler is a regular participant in UF's All Sport Media Day held each Monday during the Fall and Winter semesters while the team is in-season. Local media should contact the Communications Office for the location to attend in person. Those media opportunities also can be seen on www.gatorzone.com tape-delayed several hours later courtesy of GatorVision OnLine. If Coach Butler is unable to attend, other arrangements will be made and media should contact the Communications Office for details.

Game Notes: The most recent media game notes are posted as a PDF file on the women's basketball page on Florida's official website (www.gatorzone.com) as soon as they are completed. To view the information through Adobe Acrobat, download free software by following the instructions listed on the website.

Sports Systems Services, Inc: Portraits of all Gator student-athletes and coaches are available to media outlets at the Southeastern Conference media site at www.secsportsmedia.com. Contact the SEC Office to sign-up for the free service.

Florida Basketball Complex: The Florida Basketball Complex is located on Woodlawn Drive on the UF campus. It is between the Percy Beard Track/Soccer Stadium and the Ring Tennis Complex. The Gators have separate practice courts for the men's and women's teams.

Television Truck Parking: For information regarding home game television live

broadcast please contact O'Connell Center production manager Anthony Magbon at 352-392-0408.

Southeastern Conference Services: The SEC now offers access to free licensed game highlights and other newsworthy event video, including select live streams, through the SEC Affiliate Network. This annual program is exclusively available to the accredited media. It covers all teams and all sports for both men's and women's teams. Video is delivered through a customizable digital video player immediately after televised games/events conclude. Participating news affiliates can also select individual clips to insert directly into online stories. Television stations also have access to an FTP account to run content on-air. The SEC Affiliate Network is managed through XOS Digital. To join, please request a participation form from the program's director, Anna Marie Neri, at aneri@xosdigital.com or at 407-670-5049.

TV Satellite Feed/ XOS Digital XChange: For all untelevised home games, the UAA's GatorVision department is available to provide highlights and post-game press conference soundbites via the XOS Digital XChange platform (www.xos-digitalxchange.com). If your station/organization is interested in utilizing this service, please contact Jon Rubin (jonr@gators.ufl.edu) or Megan Parler (meganp@gators.ufl.edu) in the days leading up to the game so your request can be accommodated.



DRIVING DIRECTIONS

Driving directions to the O'Connell Center

FROM THE GAINESVILLE REGIONAL AIRPORT

Make right turn out of Airport onto NE 39th Ave... turn left on Waldo Road (first traffic light)... turn right on University Ave... follow University Ave. to Gale Lemerand Drive... make a left onto Gale Lemerand Drive and the O'Connell Center will be on the right.

FROM THE NORTH

(Jacksonville)

I-95 South to 295 South... follow I-10 West to 301 South... 301 South to S.R. 24... take S.R. 24 to University Ave... Make right on University Ave... follow University Ave. to Gale Lemerand Drive ... make a left onto Gale Lemerand Drive and the O'Connell Center will be on the right.

(Atlanta)

I-75 South... take exit 387 (Gainesville - Newberry Road; formerly exit 76) and turn right onto Newberry Road... this will become University Ave... follow until Gale Lemerand Drive ... make a right onto Gale Lemerand Drive and the O'Connell Center will be on the right.


(Tallahassee)

I-10 East to I-75 South... (see route from Atlanta to complete the trip).

FROM THE SOUTH

(complete directions from Orlando; disregard Turnpike info from Tampa/St. Petersburg)

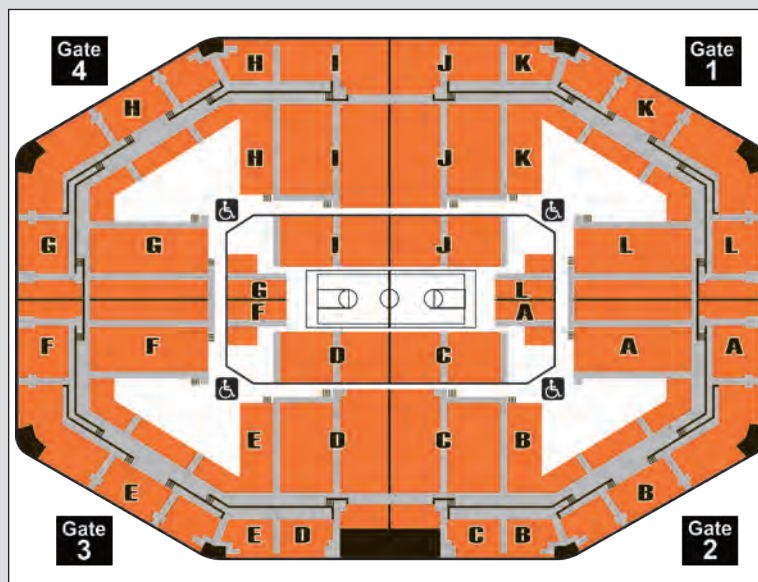
Florida Turnpike to I-75 North... follow I-75 to exit 387 (Gainesville - Newberry Road; formerly exit 76) and turn right onto Newberry Road ... this will become University Ave... follow until Gale Lemerand Drive ... make a right onto Gale Lemerand Drive and the O'Connell Center will be on the right.



The O'Connell Center's Women's Basketball Game-Day contact is **Philip Costa** (pcosta@ufl.edu, 352-392-5500 and cell 813-368-3786)



O'CONNELL CENTER SEATING CHART FOR BASKETBALL



FINDING YOUR WAY INSIDE THE O'CONNELL CENTER

Florida Bench court level, in front of section J
Gator Locker Room Gate 1
Loading Dock outside Gate 4
Media/Press Row court level, along sections D and C
Media Room court level, behind section I
Media Will Call Gate 1
O'Connell Center Administration court level, Gate 4

Player Guest Tickets Gate 1
Press Conference Area court level, behind section L
Team Training Room court level, behind section L
Television Truck Parking outside Gate 4, loading dock
Ticket Office, Game Day Gate 1
Visiting Team Bench court level, in front of section I

THE STEPHEN C. O'CONNELL CENTER

A record-sellout crowd of 12,222 fans packed the O'Connell Center on Feb. 11, 2001 to watch the Gators battle Tennessee. It remains the largest crowd ever to watch a regular-season women's basketball game on any level - college, pro or international - inside the state of Florida.



The Stephen C. O'Connell Center

The Stephen C. O'Connell Center is the game-day home of Gator Basketball.

Built at a cost of \$14 million, the O'Connell Center - named for former UF President Stephen C. O'Connell (1967-73) - is the showplace for college basketball in the state of Florida.

The multipurpose sports center features a main arena, which underwent improvements during the summer of 2011 and is capable of seating 11,373 spectators and fans, covering more than 3.6 acres and containing 292,000 square feet.

The structure housed the Gator Basketball offices prior to the opening of the UF Basketball Complex in October of 2001.

The Gators' home court has a championship-feel to it -- literally! During the 2006 national championship celebration for the men's team, the UAA administration unveiled the 2006 Final Four floor, which it purchased so that both teams could play on for the 2006-07 season once it was refinished and Gatorized. Four 12' x 16' videoboards (10 mm resolution) were installed for the 2006-07 season at a cost of \$2.5 million.

The O'Connell Center had a \$10 million facelift in the summer of 1998 to replace the teflon coated roof with a permanent structure. The project also upgraded the sound and lighting system to give the Gators a state-of-the-art capability for pre-game and in-game activities. Another \$2.5 million project upgraded concessions, restrooms and entrance ways in the summer of 1999, while a pair of Daktronics Scoreboards were installed in the fall of 1999.

A record-sellout crowd of 12,222 fans packed the O'Connell Center on Feb. 11, 2001 to watch the Gators battle Tennessee. It remains the largest crowd ever to watch a regular-season women's basketball game on any level - college, pro or international - inside the state of Florida.



The Stephen C. O'Connell Center has been the site of all Gator Basketball games since its opening in 1981.

Home Court Advantage

All-Time Florida Home Record: 346-152

Florida Gym Record: 32-21

Stephen C. O'Connell Center Record: 314-131

*First Game Played in O'Connell Center: Jan. 3, 1980

YEAR-BY-YEAR IN THE STEPHEN C. O'CONNELL CENTER

1980-81	.56	1992-93	.83	2004-05	10-7
1981-82	.65	1993-94	.140	2005-06	12-3
1982-83	.76	1994-95	.102	2006-07	6-9
1983-84	.104	1995-96	.9-1	2007-08	14-5
1984-85	.82	1996-97	.9-3	2008-09	14-1
1985-86	.84	1997-98	.16-0	2009-10	10-7
1986-87	.64	1998-99	.8-7	2010-11	12-4
1987-88	.76	1999-00	.11-3	2011-12	13-3
1988-89	.74	2000-01	.12-3	2012-13	11-5
1989-90	.84	2001-02	.11-2	Total:	314-131
1990-91	.104	2002-03	.7-6		
1991-92	.85	2003-04	.7-3		



The Gators' home court has a championship-feel to it -- literally! During the 2006 national championship celebration for the men's team, the UAA administration unveiled the 2006 Final Four floor, which it purchased so that both teams could play on for the 2006-07 season once it was refinished and Gatorized. Also new in the O'Connell Center for the 2006-07 season was four 12' x 16' videoboards (10 mm resolution). The total cost of the video project was \$2.5 million.

FLORIDA BASKETBALL COMPLEX




The Basketball Complex has undergone a few major 'facelifts' since its opening in October of 2001, most recently during the summer of 2013 when updated floor-to-ceiling graphics, display cases and video displays were installed throughout the building.



Florida's state-of-the-art basketball practice facility opened in October of 2001, with the initial \$10 million securing the two-story, 47,505-square foot facility highlighted by full-sized practice courts for both the Gator men's and women's teams, in addition to the coaches' offices and team locker rooms.




FLORIDA BASKETBALL COMPLEX





The Gator locker room is a home-away-from-home.



The Gator Women's Basketball Wall of Honor, which is along the East wall of the balcony that overlooks the Terry Frost Women's Practice Court, was created in the spring of 2009. Coach Butler selected as the initial honoree Paula Welch, the first full-time head coach in program history. Sarah Lowe was voted by a committee as the second honoree during the 2013 Spring.



The **Terry Frost Women's Practice Court** features six baskets, Conner (Uniforce with NIKE Grind) wood floor and observation/video taping balcony. As part of the 2007 facelift, a Coach's Command Center with internal AV equipment is housed behind thick plex along the wall of the practice court for coaches and players to watch immediate on-court video.



The athletic training room, which houses its own whirlpool, is conveniently located steps away from the practice court.



The 1,900-square foot weight room features multiple strength and conditioning stations and ample room for agility and core drills, while providing office space for the strength coaches. Part of the 2007 facelift included dynamic super graphics displayed along the walls of the weight room.



Images of Gator All-Americans adorn the corner between the hallway's to the team locker room and the training room, practice court and weight room corridor.

2013-14 FLORIDA WOMEN'S BASKETBALL MEDIA SUPPLEMENT INDEX

1,000-Point Scorers	100	Letterwinners, All-Time	73	Season Review, 2012-13	56
Administration, UAA	16	Letterwinners, by Geography	74	Season-by-Season Results	104
Annual Individual Leaders	97	Lewis, Kayla - 2013-14 Gator	26	Senior Class Salute, 2012-13	61
Annual Team Statistics	87	Lowery, David - Assistant Coach	12	Series Records vs. All Conferences	115
Bannister, Antoinette - 2013-14 Gator	18	Media Information Section 116-122		Series Records vs. All Opponents	113
Bonds, Jatterra - 2013-14 Gator	20	Media Services	118	Southeastern Conference Network	45
Butler, Amanda - Head Coach	5	Mercer, Christin - 2013-14 Gator	29	Southeastern Conference Records	93
Career Records	99	Miller, January - 2013-14 Gator	31	Southeastern Conference Review, 2012-13	50
Coaching & Support Staff Section 5-16		Miscellaneous Records & Streaks	86	Southeastern Conference Section 43-53	
Coaching Records	106	Needles, Carlie - 2013-14 Gator	34	Southeastern Conference Stats, All Games, 2012-13	51
Crosby, Angela - Assistant Coach	11	O'Connell Center Seating Info	119	Southeastern Conference Stats, SEC Games, 2012-13	53
Dimaitre, Viktorija - 2013-14 Gator	25	Olympians	84	Southeastern Conference Tournament	47
Directions/Athletic Facilities Map	119	Opponent Records	90	Southeastern Conference Women's Basketball Contacts	46
Double Figures Records, Individual	86	Overtime Games	86	Southeastern Conference Women's Basketball Schedule	46
Final Results & Statistics, 2012-13	64	Page, Murriel - Assistant Coach	13	Southeastern Conference Women's Basketball	48
Florida Basketball Complex	121	Peoples, Cassie - 2013-14 Gator	37	Southeastern Conference	44
Game Records, by Class	94	Poll History	80	Stephen C. O'Connell Center	120
Gators, 2013-14 Section 17-38		Postseason History	76	Support Staff	14
History Section 67-84		Quick Facts	1	Svete, Lily - 2013-14 Gator	38
History, Program	68	Records Section 85-115		Team Game Records	88
Home Records/Attendance	91	Rosters (Alphabetical & Numerical)	3	Ticket Information	2
Honor Roll	79	Schedule, 2013-14	2	UF Communications Office	117
ID Chart, Radio/TV	4	Season Honors, 2012-13	60	Uniform Number, All-Time Roster	75
Individual Game Records	89	Season Information, 2013-14 Section 1-4		Williams, Ronni - 2013-14 Gator	42
Individual Season Records	96	Season Records, by Class	95	WNBA	81
International Basketball	83	Season Review, 2012-13 Section 55-66			

