

Press Release

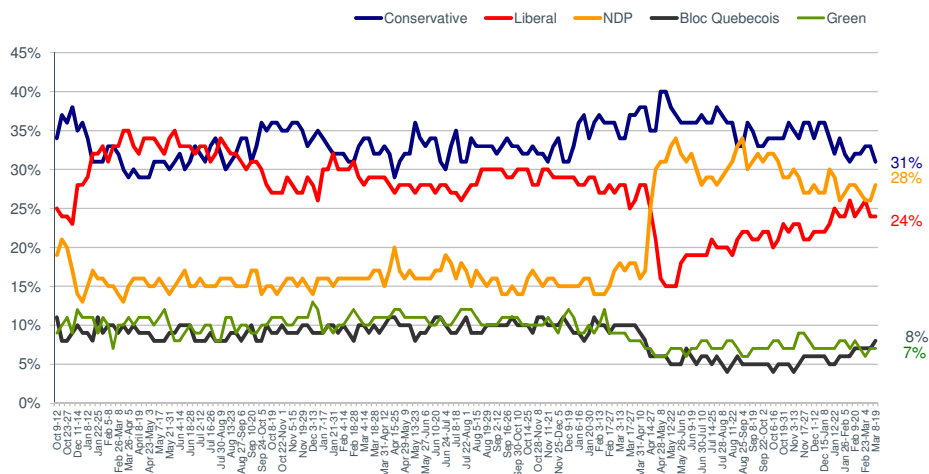
March 22, 2012

Conservatives Hold Slight Lead on NDP

The latest Canadian Press/Harris Decima measure of voting intentions reveals:

- **Nationally, the Conservatives lead by 3 points.** Over the last two weeks the Conservatives stand at 31%, the NDP 28%, the Liberals 24%, the BQ 8%, and the Greens 7%.

National Vote Intention – Two Weeks



FOR MORE INFORMATION

Allan Gregg
Chairman
agregg@harrisdecima.com
harrisdecima.com

OTTAWA
1800-160 Elgin St.
Ottawa, Ontario, Canada
K2P 2P7
Tel: (613) 230-2200
Fax: (613) 230-3793

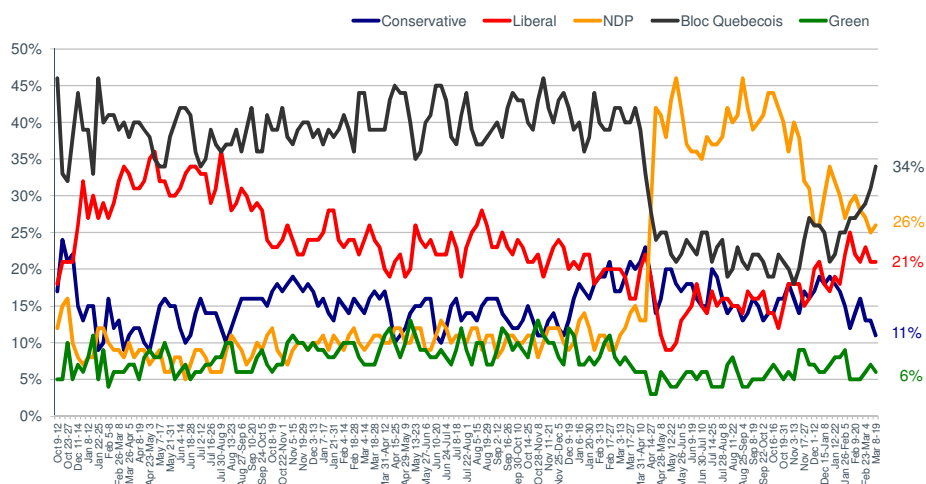
MONTRÉAL
400-1080 Beaver Hall Hill
Montréal, Québec, Canada
H2Z 1S8
Tel: (514) 288-0037
Fax: (514) 288-0138

TORONTO
405-2345 Yonge St.
Toronto, Ontario, Canada
M4P 2E5
Tel: (416) 962-2013
Fax: (416) 962-0505

VANCOUVER
500-666 Burrard St.
Vancouver, British Columbia, Canada
V6C 3P6
Tel: (778) 370-1373
Fax: (604) 601-2074

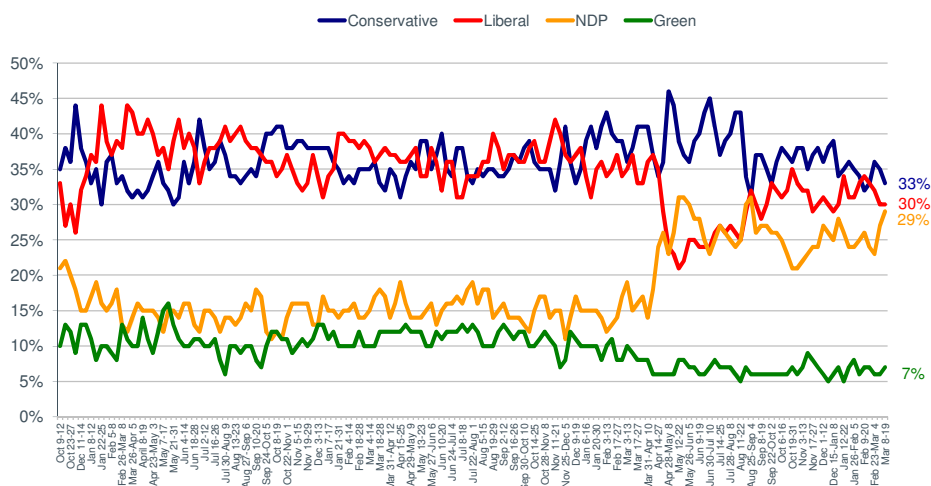
- **The BQ are in front in the province of Quebec.** Here, they stand at 34%, to 26% for the NDP, 21% for the Liberals, 11% for the Conservatives, and 6% for the Greens.

Quebec Voters – Two Weeks



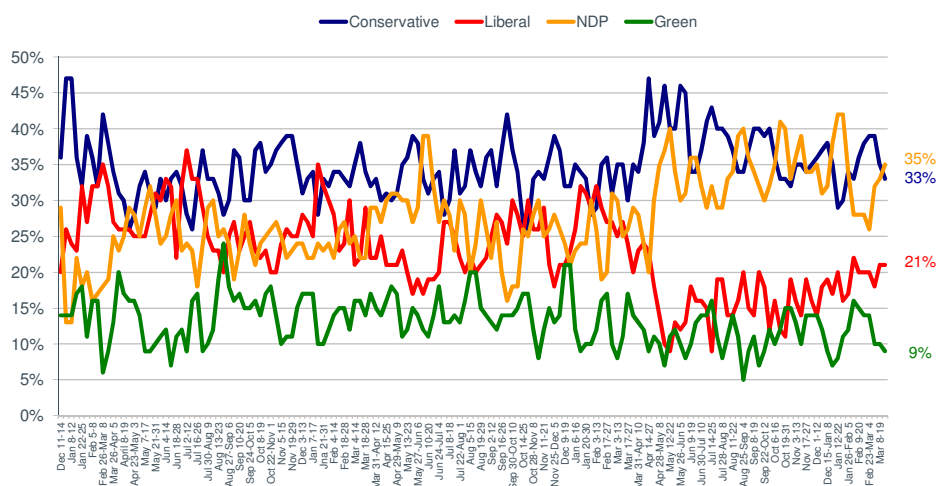
- **A tight three way race exists in the province of Ontario.** Here, the Conservatives stand at 33%, the Liberals 30%, the NDP 29%, and the Greens 7%.

Ontario Voters – Two Weeks



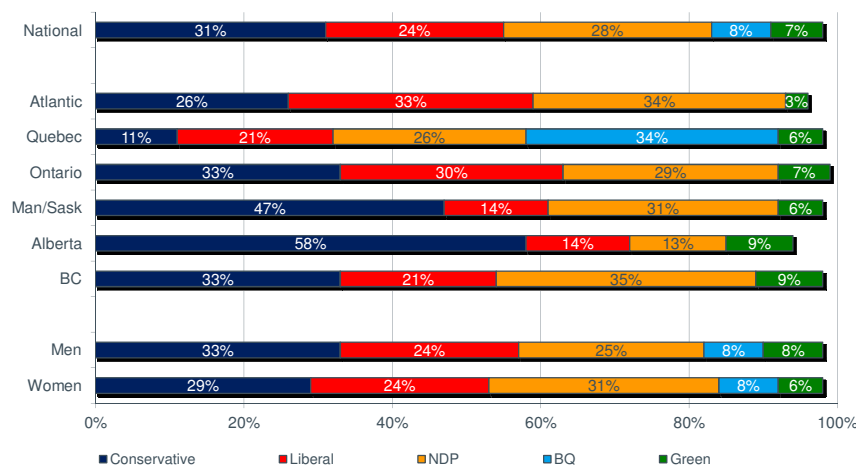
- **The NDP and Conservatives are neck and neck in BC.** Here, the NDP stands at 35%, the Conservatives 33%, the Liberals 21%, and the Greens 9%.

B.C. Voters – Two Weeks



- **The Conservatives remain well in front on the Prairies.** In **Manitoba and Saskatchewan**, the Conservatives are at 47%, to 31% for the NDP, 14% for the Liberals, and 6% for the Greens. In **Alberta** the Conservatives are at 58%, to 14% for the Liberals, 13% for the NDP, and 9% for the Greens.
- **The NDP is in first place in Atlantic Canada.** The NDP stands at 34%, to 33% for the Liberals, 26% for the Conservatives, and 3% for the Greens.

National Vote Intention – 2 Weeks



Each week, Harris/Decima interviews just over 1000 Canadians through teleVox, the company's national telephone omnibus survey. The most recent data were gathered over two weeks between March 8 and March 19, 2012, for 2,005 completes. A sample of the same size has a margin of error of 2.2%, 19 times out of 20.