

Results

**200m Men
Semifinal**

25 JUL 2009 / 15:45

| Rank | Bib | Name | Nat | Date of Birth | Lane | Result | |
|------|-----|-----------------------------|-----|---------------|------|--------|-------|
| 1 | 211 | HERING Robert | GER | 14 JUN 1990 | 3 | 20.64 | Q |
| 2 | 7 | GULIYEV Ramil | AZE | 29 MAY 1990 | 6 | 20.92 | Q |
| 3 | 251 | TSÁKONAS Likoúrgos-Stéfanos | GRE | 8 MAR 1990 | 5 | 20.94 | Q NJR |
| 4 | 48 | MASLÁK Pavel | CZE | 21 FEB 1991 | 6 | 20.95 | Q NJR |
| 5 | 437 | KOLESNICHENKO Vyacheslav | RUS | 1 FEB 1990 | 3 | 21.00 | q =PB |
| 6 | 504 | OLSSON Benjamin | SWE | 29 JAN 1991 | 4 | 21.01 | q PB |
| 7 | 310 | MARANI Diego | ITA | 27 APR 1990 | 6 | 21.16 | Q |
| 8 | 235 | SCHMIDT Roy | GER | 30 SEP 1991 | 5 | 21.22 | Q |
| 9 | 164 | EJEHU Junior | GBR | 1 FEB 1991 | 5 | 21.24 | |
| 10 | 501 | NORDKVIST Alexander | SWE | 15 JUN 1990 | 4 | 21.41 | |
| 11 | 35 | PETROV Teo | BUL | 1 FEB 1991 | 8 | 21.50 | |
| 12 | 374 | DOBROWOLSKI Jakub | POL | 24 OCT 1991 | 3 | 21.51 | =PB |
| 13 | 381 | JEDRUSIK Mateusz | POL | 15 MAY 1991 | 7 | 21.55 | |
| 14 | 44 | FAIST Jiri | CZE | 17 MAY 1990 | 7 | 21.57 | |
| 15 | 459 | VONCINA Erik | SLO | 14 JAN 1990 | 8 | 21.62 | |
| 16 | 122 | BOULY Charles | FRA | 8 JUN 1990 | 2 | 21.71 | |
| 17 | 200 | BRIEGER Martin | GER | 5 JAN 1991 | 8 | 21.73 | |
| 18 | 415 | FERREIRA Bruno | POR | 27 MAY 1990 | 1 | 21.83 | |
| 18 | 491 | FRÖJD Carlos | SWE | 8 OCT 1990 | 4 | 21.83 | |
| 20 | 34 | KREMENSKI Petar | BUL | 1 JAN 1991 | 2 | 21.84 | |
| 21 | 331 | BALIUKONIS Mindaugas | LTU | 26 MAR 1990 | 7 | 21.93 | |
| 22 | 353 | STEVENS Erik | NED | 11 MAR 1991 | 2 | 21.97 | |
| 23 | 323 | VALENTINI Lorenzo | ITA | 13 APR 1991 | 1 | 21.99 | |
| 24 | 486 | TURCÁNI Roman | SVK | 28 MAR 1990 | 1 | 22.21 | |

**200m Men
Semifinal 1 (3)**

25 JUL 2009 / 15:45

Wind: +1.8 m/s

| Rank | Bib | Name | Nat | Date of Birth | Lane | Reaction time | Result |
|------|-----|----------------------|-----|---------------|------|---------------|-------------|
| 1 | 211 | HERING Robert | GER | 14 JUN 1990 | 3 | 0.182 | 20.64 Q |
| 2 | 48 | MASLÁK Pavel | CZE | 21 FEB 1991 | 6 | 0.240 | 20.95 Q NJR |
| 3 | 504 | OLSSON Benjamin | SWE | 29 JAN 1991 | 4 | 0.175 | 21.01 q PB |
| 4 | 164 | EJEHU Junior | GBR | 1 FEB 1991 | 5 | 0.181 | 21.24 |
| 5 | 35 | PETROV Teo | BUL | 1 FEB 1991 | 8 | 0.192 | 21.50 |
| 6 | 122 | BOULY Charles | FRA | 8 JUN 1990 | 2 | 0.162 | 21.71 |
| 7 | 331 | BALIUKONIS Mindaugas | LTU | 26 MAR 1990 | 7 | 0.254 | 21.93 |
| 8 | 486 | TURCÁNI Roman | SVK | 28 MAR 1990 | 1 | 0.167 | 22.21 |


**200m Men
Semifinal 2 (3)**

25 JUL 2009 / 15:51

Wind: +1.0 m/s

| Rank | Bib | Name | Nat | Date of Birth | Lane | Reaction time | Result |
|------|-----|---------------------|-----|---------------|------|---------------|-----------|
| 1 | 310 | MARANI Diego | ITA | 27 APR 1990 | 6 | 0.194 | 21.16 Q |
| 2 | 235 | SCHMIDT Roy | GER | 30 SEP 1991 | 5 | 0.204 | 21.22 Q |
| 3 | 501 | NORDKVIST Alexander | SWE | 15 JUN 1990 | 4 | 0.163 | 21.41 |
| 4 | 374 | DOBROWOLSKI Jakub | POL | 24 OCT 1991 | 3 | 0.192 | 21.51 =PB |
| 5 | 44 | FAIST Jiri | CZE | 17 MAY 1990 | 7 | 0.170 | 21.57 |
| 6 | 459 | VONCINA Erik | SLO | 14 JAN 1990 | 8 | 0.196 | 21.62 |
| 7 | 415 | FERREIRA Bruno | POR | 27 MAY 1990 | 1 | 0.161 | 21.83 |
| 8 | 353 | STEVENS Erik | NED | 11 MAR 1991 | 2 | 0.195 | 21.97 |

INTERNET Service: www.european-athletics.org

Timing, Measurement and Data Service by  OMEGA

printed at SAT 25 JUL 2009 20:26

Page 1 of 31

Results

**200m Men
Semifinal 3 (3)**
25 JUL 2009 / 15:57

Wind: +0.5 m/s

| Rank | Bib | Name | Nat | Date of Birth | Lane | Reaction time | Result | |
|------|-----|-----------------------------|-----|---------------|------|---------------|--------|-------|
| 1 | 7 | GULIYEV Ramil | AZE | 29 MAY 1990 | 6 | 0.162 | 20.92 | Q |
| 2 | 251 | TSÁKONAS Likoúrgos-Stéfanos | GRE | 8 MAR 1990 | 5 | 0.149 | 20.94 | Q NJR |
| 3 | 437 | KOLESNICHENKO Vyacheslav | RUS | 1 FEB 1990 | 3 | 0.195 | 21.00 | q =PB |
| 4 | 381 | JEDRUSIK Mateusz | POL | 15 MAY 1991 | 7 | 0.226 | 21.55 | |
| 5 | 200 | BRIEGER Martin | GER | 5 JAN 1991 | 8 | 0.167 | 21.73 | |
| 6 | 491 | FRÓJD Carlos | SWE | 8 OCT 1990 | 4 | 0.187 | 21.83 | |
| 7 | 34 | KREMENSKI Petar | BUL | 1 JAN 1991 | 2 | 0.185 | 21.84 | |
| 8 | 323 | VALENTINI Lorenzo | ITA | 13 APR 1991 | 1 | 0.235 | 21.99 | |

Qualified: First 2 in each heat (Q) and 2 best performers (q) advance to the Final

**200m Men
Final**
25 JUL 2009 / 18:10


Wind: -0.1 m/s

| Rank | Bib | Name | Nat | Date of Birth | Lane | Reaction time | Fn | Result | |
|------|-----|-----------------------------|-----|---------------|------|---------------|----|--------|----|
| 1 | 7 | GULIYEV Ramil | AZE | 29 MAY 1990 | 5 | 0.168 | F1 | 20.33 | CR |
| 2 | 211 | HERING Robert | GER | 14 JUN 1990 | 4 | 0.187 | | 20.83 | |
| 3 | 310 | MARANI Diego | ITA | 27 APR 1990 | 3 | 0.177 | | 21.03 | |
| 4 | 251 | TSÁKONAS Likoúrgos-Stéfanos | GRE | 8 MAR 1990 | 6 | 0.209 | | 21.16 | |
| 5 | 48 | MASLÁK Pavel | CZE | 21 FEB 1991 | 8 | 0.214 | | 21.19 | |
| 6 | 437 | KOLESNICHENKO Vyacheslav | RUS | 1 FEB 1990 | 1 | 0.204 | | 21.27 | |
| 7 | 235 | SCHMIDT Roy | GER | 30 SEP 1991 | 7 | 0.245 | | 21.44 | |
| 8 | 504 | OLSSON Benjamin | SWE | 29 JAN 1991 | 2 | 0.172 | | 21.87 | |

**800m Men
Semifinal**
25 JUL 2009 / 16:05

| Rank | Bib | Name | Nat | Date of Birth | Lane | Result | |
|------|-----|----------------------|-----|---------------|------|---------|------|
| 1 | 81 | LÓPEZ Kevin | ESP | 12 JUN 1990 | 5 | 1:49.19 | Q |
| 2 | 147 | RENAUDIE Paul | FRA | 2 APR 1990 | 4 | 1:49.56 | Q PB |
| 3 | 158 | BROOKS Niall | GBR | 8 JUL 1991 | 4 | 1:49.98 | Q |
| 4 | 185 | SCHOFIELD Robbie | GBR | 14 DEC 1990 | 6 | 1:50.31 | q |
| 4 | 15 | SMOUT Andreas | BEL | 29 DEC 1990 | 5 | 1:50.31 | Q |
| 6 | 446 | SHEPLYAKOV Aleksandr | RUS | 3 MAR 1991 | 3 | 1:50.61 | q |
| 7 | 133 | GRAGNIC Simon | FRA | 28 JUN 1990 | 8 | 1:50.64 | SB |
| 8 | 515 | ÇOBAN Emrah | TUR | 1 JAN 1990 | 2 | 1:50.75 | SB |
| 9 | 417 | GONÇALVES Fábio | POR | 26 JAN 1990 | 4 | 1:51.26 | Q |
| 10 | 275 | PATTERSON Mark | IRL | 23 JAN 1991 | 2 | 1:51.37 | Q |
| 11 | 258 | KÁLLAY Dániel | HUN | 16 APR 1990 | 5 | 1:51.44 | |
| 12 | 366 | ROTH Thomas | NOR | 11 FEB 1991 | 7 | 1:51.53 | |
| 13 | 210 | HECK Ronny | GER | 26 FEB 1990 | 7 | 1:51.63 | |
| 14 | 27 | YUSCHANKA Maksim | BLR | | 6 | 1:51.86 | |
| 15 | 151 | SOU DRIL Carl | FRA | 10 DEC 1990 | 7 | 1:51.94 | |
| 16 | 424 | CIRNARU Adrian | ROU | 19 MAY 1991 | 8 | 1:52.22 | |
| 16 | 428 | PREDA George Daniel | ROU | 3 SEP 1991 | 2 | 1:52.22 | |
| 18 | 16 | STUBBE Matthias | BEL | 22 MAY 1990 | 6 | 1:52.46 | |
| 19 | 362 | INGEBRIGTSEN Henrik | NOR | 24 FEB 1991 | 1 | 1:53.01 | |
| 20 | 405 | TRZASALSKI Jakub | POL | 20 JUL 1990 | 3 | 1:53.58 | |
| 21 | 528 | ULUS Cihat | TUR | 1 FEB 1990 | 1 | 1:54.40 | |
| 22 | 488 | ASPLUND Anton | SWE | 13 DEC 1990 | 3 | 1:55.06 | |
| 23 | 351 | RIET Addis | NED | 27 NOV 1991 | 8 | 1:56.41 | |
| | 74 | ESTESO José Alberto | ESP | 25 AUG 1990 | 1 | DNS | |

 INTERNET Service: www.european-athletics.org

 Timing, Measurement and Data Service by 

printed at SAT 25 JUL 2009 20:26

Page 2 of 31

Results

**800m Men
Semifinal 1 (3)**

25 JUL 2009 / 16:05

| Rank | Bib | Name | Nat | Date of Birth | Lane | Result |
|------|-----|------------------|-----|---------------|------|-----------|
| 1 | 417 | GONÇALVES Fábio | POR | 26 JAN 1990 | 4 | 1:51.26 Q |
| 2 | 275 | PATTERSON Mark | IRL | 23 JAN 1991 | 2 | 1:51.37 Q |
| 3 | 258 | KÁLLAY Dániel | HUN | 16 APR 1990 | 5 | 1:51.44 |
| 4 | 151 | SOUDRIL Carl | FRA | 10 DEC 1990 | 7 | 1:51.94 |
| 5 | 424 | CIRNARU Adrian | ROU | 19 MAY 1991 | 8 | 1:52.22 |
| 6 | 16 | STUBBE Matthias | BEL | 22 MAY 1990 | 6 | 1:52.46 |
| 7 | 405 | TRZASALSKI Jakub | POL | 20 JUL 1990 | 3 | 1:53.58 |
| 8 | 528 | ULUS Cihat | TUR | 1 FEB 1990 | 1 | 1:54.40 |

Intermediate times: 400m 54.75 151 SOUDRIL Carl (FRA)
600m 1:23.16 417 GONÇALVES Fábio (POR)

**800m Men
Semifinal 2 (3)**

25 JUL 2009 / 16:11

| Rank | Bib | Name | Nat | Date of Birth | Lane | Result |
|------|-----|---------------------|-----|---------------|------|--------------|
| 1 | 81 | LÓPEZ Kevin | ESP | 12 JUN 1990 | 5 | 1:49.19 Q |
| 2 | 147 | RENAUDIE Paul | FRA | 2 APR 1990 | 4 | 1:49.56 Q PB |
| 3 | 185 | SCHOFIELD Robbie | GBR | 14 DEC 1990 | 6 | 1:50.31 q |
| 4 | 515 | ÇOBAN Emrah | TUR | 1 JAN 1990 | 2 | 1:50.75 SB |
| 5 | 366 | ROTH Thomas | NOR | 11 FEB 1991 | 7 | 1:51.53 |
| 6 | 362 | INGEBRIGTSEN Henrik | NOR | 24 FEB 1991 | 1 | 1:53.01 |
| 7 | 488 | ASPLUND Anton | SWE | 13 DEC 1990 | 3 | 1:55.06 |
| 8 | 351 | RIET Addis | NED | 27 NOV 1991 | 8 | 1:56.41 |

Intermediate times: 400m 54.68 488 ASPLUND Anton (SWE)
600m 1:22.25 81 LÓPEZ Kevin (ESP)

**800m Men
Semifinal 3 (3)**

25 JUL 2009 / 16:17

| Rank | Bib | Name | Nat | Date of Birth | Lane | Result |
|------|-----|----------------------|-----|---------------|------|------------|
| 1 | 158 | BROOKS Niall | GBR | 8 JUL 1991 | 4 | 1:49.98 Q |
| 2 | 15 | SMOUT Andreas | BEL | 29 DEC 1990 | 5 | 1:50.31 Q |
| 3 | 446 | SHEPLYAKOV Aleksandr | RUS | 3 MAR 1991 | 3 | 1:50.61 q |
| 4 | 133 | GRAGNIC Simon | FRA | 28 JUN 1990 | 8 | 1:50.64 SB |
| 5 | 210 | HECK Ronny | GER | 26 FEB 1990 | 7 | 1:51.63 |
| 6 | 27 | YUSCHANKA Maksim | BLR | | 6 | 1:51.86 |
| 7 | 428 | PREDA George Daniel | ROU | 3 SEP 1991 | 2 | 1:52.22 |
| | 74 | ESTESO José Alberto | ESP | 25 AUG 1990 | 1 | DNS |

Intermediate times: 400m 54.33 428 PREDA George Daniel (ROU)
600m 1:22.22 428 PREDA George Daniel (ROU)

Qualified: First 2 in each heat (Q) and 2 best performers (q) advance to the Final

Results

**1500m Men
Final**

25 JUL 2009 / 18:30

| Rank | Bib | Name | Nat | Date of Birth | Order | Result |
|------|-----|-------------------|-----|---------------|-------|---------|
| 1 | 67 | BUSTOS David | ESP | 25 AUG 1990 | 7 | 3:53.31 |
| 2 | 514 | ÇEVİK Resul | TUR | 1990 | 1 | 3:54.30 |
| 3 | 172 | HORSFIELD Simon | GBR | 11 MAY 1990 | 12 | 3:54.56 |
| 4 | 162 | CLORLEY Daniel | GBR | 1 OCT 1990 | 9 | 3:54.66 |
| 5 | 498 | LEANDERSSON Jonas | SWE | 26 JAN 1991 | 8 | 3:54.67 |
| 6 | 179 | MURRAY Ross | GBR | 8 OCT 1990 | 11 | 3:54.72 |
| 7 | 124 | CANTERO Bryan | FRA | 28 APR 1991 | 2 | 3:55.41 |
| 8 | 403 | SZNURA Szymon | POL | 7 MAR 1990 | 4 | 3:55.54 |
| 9 | 125 | DAHMANI Samir | FRA | 3 APR 1991 | 6 | 3:55.57 |
| 10 | 532 | KAZBAN Artem | UKR | 23 MAR 1990 | 3 | 3:55.59 |
| 11 | 465 | CEROVAC Nemanja | SRB | 16 NOV 1991 | 5 | 3:57.58 |
| 12 | 154 | ZOUHRY Anass | FRA | 15 MAY 1991 | 10 | 4:03.70 |

Intermediate times:

| | | | |
|-------|---------|-----|---------------------|
| 400m | 1:04.94 | 403 | SZNURA Szymon (POL) |
| 800m | 2:13.90 | 403 | SZNURA Szymon (POL) |
| 1200m | 3:13.12 | 125 | DAHMANI Samir (FRA) |

**5000m Men
Final**


25 JUL 2009 / 19:15

| Rank | Bib | Name | Nat | Date of Birth | Order | Result | |
|------|-----|-----------------------|-----|---------------|-------|----------|----|
| 1 | 8 | IBRAHIMOV Hayle | AZE | 18 JAN 1990 | 9 | 14:01.19 | |
| 2 | 59 | ŽIVEC Jakub | CZE | 23 NOV 1990 | 3 | 14:10.58 | PB |
| 3 | 75 | FERNÁNDEZ Aitor | ESP | 13 AUG 1991 | 16 | 14:20.14 | PB |
| 4 | 26 | PLATONAU Sjarhei | BLR | 12 DEC 1990 | 2 | 14:22.65 | PB |
| 5 | 365 | MOEN Sondre Nordstad | NOR | 12 JAN 1991 | 15 | 14:26.23 | |
| 6 | 121 | BOUALLAGUI Houssam | FRA | 1 JAN 1990 | 7 | 14:27.40 | |
| 7 | 356 | VAN DER WIELEN Jesper | NED | 2 AUG 1991 | 11 | 14:29.47 | PB |
| 8 | 127 | DENISSEL Simon | FRA | 22 MAY 1990 | 1 | 14:37.86 | |
| 9 | 516 | DEMIR Ozan | TUR | 20 MAY 1990 | 21 | 14:38.75 | PB |
| 10 | 364 | MALDE Lars Erik | NOR | 28 JAN 1990 | 8 | 14:41.97 | |
| 11 | 414 | COSTA Jose | POR | 30 APR 1991 | 20 | 14:47.61 | |
| 12 | 429 | TRIFAN Adrian Ionel | ROU | 24 DEC 1990 | 12 | 14:48.53 | |
| 13 | 132 | GOASDOUE Yosi | FRA | 7 SEP 1990 | 4 | 14:48.62 | |
| 14 | 287 | TEKELE Indelau | ISR | 24 MAR 1991 | 18 | 14:59.19 | |
| 15 | 539 | STREBKOV Ivan | UKR | 28 SEP 1991 | 17 | 14:59.81 | |
| 16 | 91 | VILLA Jaime | ESP | 17 APR 1990 | 6 | 15:03.83 | |
| 17 | 490 | DANIELSSON Anton | SWE | 14 MAR 1990 | 13 | 15:15.73 | |
| 18 | 487 | ALTIN Gustaf | SWE | 28 JUN 1990 | 19 | 15:31.73 | |
| 19 | 495 | KALERED Olle | SWE | 3 MAR 1990 | 14 | 15:38.34 | |
| | 465 | CEROVAC Nemanja | SRB | 16 NOV 1991 | 10 | DNF | |
| | 212 | HINTZ Christoph | GER | 28 JUN 1990 | 5 | DNF | |

Intermediate times:

| | | | |
|-------|----------|---|-----------------------|
| 1000m | 2:54.25 | 8 | IBRAHIMOV Hayle (AZE) |
| 2000m | 5:45.16 | 8 | IBRAHIMOV Hayle (AZE) |
| 3000m | 8:35.41 | 8 | IBRAHIMOV Hayle (AZE) |
| 4000m | 11:20.30 | 8 | IBRAHIMOV Hayle (AZE) |

INTERNET Service: www.european-athletics.org

Timing, Measurement and Data Service by  **OMEGA**

printed at SAT 25 JUL 2009 20:26

Page 4 of 31

Results

**110m Hurdles Men
Final**

25 JUL 2009 / 16:50

Wind: +1.1 m/s

| Rank | Bib | Name | Nat | Date of Birth | Lane | Reaction time | Fn | Result | |
|------|-----|-------------------------|-----|---------------|------|---------------|----|--------|-------------|
| 1 | 161 | CLARKE Lawrence | GBR | 12 MAR 1990 | 6 | 0.162 | | 13.37 | NJR R 125.5 |
| 2 | 447 | SHUBENKOV Sergey | RUS | 4 OCT 1990 | 4 | 0.159 | | 13.40 | |
| 3 | 24 | LINNIK Aliaksandr | BLR | 28 JAN 1991 | 5 | 0.170 | | 13.41 | NJR |
| 4 | 140 | MARTINOT LAGARDE Pascal | FRA | 22 SEP 1991 | 7 | 0.175 | | 13.45 | |
| 5 | 126 | DELMESTRE Thomas | FRA | 31 MAR 1991 | 3 | 0.156 | | 13.48 | |
| 6 | 178 | MEREDITH Jack | GBR | 14 AUG 1992 | 8 | 0.131 | F1 | 13.51 | PB |
| | 63 | MARTINSEN Andreas | DEN | 17 JUL 1990 | 1 | 0.139 | | DNF | |
| | 401 | SZADE Michal | POL | 17 MAY 1990 | 2 | | F2 | DQ | R 162.7 |

**400m Hurdles Men
Semifinal**

25 JUL 2009 / 15:15

| Rank | Bib | Name | Nat | Date of Birth | Lane | Result | |
|------|-----|----------------------|-----|---------------|------|--------|---|
| 1 | 430 | ANDRIYANOV Nikita | RUS | 7 FEB 1990 | 6 | 51.61 | Q |
| 2 | 207 | GIEHL Tobias | GER | 25 JUL 1991 | 4 | 51.64 | Q |
| 3 | 165 | FLANNERY Niall | GBR | 26 APR 1991 | 6 | 52.18 | Q |
| 4 | 333 | GUOGIS Silvestras | LTU | 2 MAR 1990 | 7 | 52.36 | Q |
| 5 | 346 | EIND Revelinho | NED | 7 APR 1990 | 5 | 52.62 | q |
| 6 | 203 | DOMBROWSKI Marc John | GER | 15 MAY 1990 | 5 | 52.87 | Q |
| 7 | 370 | BRYLINSKI Robert | POL | 2 APR 1991 | 4 | 52.96 | Q |
| 8 | 70 | CARRIÓN Xavier | ESP | 4 JUN 1991 | 3 | 53.08 | q |
| 9 | 69 | CARNICERO Samuel | ESP | 8 APR 1990 | 8 | 53.38 | |
| 10 | 463 | BEKRIC Emir | SRB | 14 MAR 1991 | 8 | 53.45 | |
| 11 | 5 | MAYRHOFER Florian | AUT | 12 OCT 1990 | 2 | 53.74 | |
| 12 | 420 | NEVES Emanuel | POR | 13 MAR 1990 | 1 | 53.83 | |
| 13 | 260 | KOROKNAI Tibor | HUN | 24 JAN 1990 | 7 | 53.97 | |
| 14 | 540 | SYNIANSKYI Anatolii | UKR | 4 FEB 1991 | 2 | 54.32 | |
| 15 | 480 | PUEMI Jonathan | SUI | 7 APR 1991 | 1 | 55.90 | |
| | 168 | GREEN Jack | GBR | 6 OCT 1991 | 3 | DNF | |

**400m Hurdles Men
Semifinal 1 (2)**

25 JUL 2009 / 15:15

| Rank | Bib | Name | Nat | Date of Birth | Lane | Reaction time | Fn | Result |
|------|-----|----------------------|-----|---------------|------|---------------|----|---------|
| 1 | 165 | FLANNERY Niall | GBR | 26 APR 1991 | 6 | 0.215 | | 52.18 Q |
| 2 | 203 | DOMBROWSKI Marc John | GER | 15 MAY 1990 | 5 | 0.200 | | 52.87 Q |
| 3 | 370 | BRYLINSKI Robert | POL | 2 APR 1991 | 4 | 0.189 | | 52.96 Q |
| 4 | 70 | CARRIÓN Xavier | ESP | 4 JUN 1991 | 3 | 0.186 | | 53.08 q |
| 5 | 463 | BEKRIC Emir | SRB | 14 MAR 1991 | 8 | 0.198 | | 53.45 |
| 6 | 420 | NEVES Emanuel | POR | 13 MAR 1990 | 1 | 0.193 | | 53.83 |
| 7 | 260 | KOROKNAI Tibor | HUN | 24 JAN 1990 | 7 | 0.183 | F1 | 53.97 |
| 8 | 540 | SYNIANSKYI Anatolii | UKR | 4 FEB 1991 | 2 | 0.193 | | 54.32 |

Results

**400m Hurdles Men
Semifinal 2 (2)**

25 JUL 2009 / 15:22

| Rank | Bib | Name | Nat | Date of Birth | Lane | Reaction time | Result |
|------|-----|-------------------|-----|---------------|------|---------------|---------|
| 1 | 430 | ANDRIYANOV Nikita | RUS | 7 FEB 1990 | 6 | 0.296 | 51.61 Q |
| 2 | 207 | GIEHL Tobias | GER | 25 JUL 1991 | 4 | 0.191 | 51.64 Q |
| 3 | 333 | GUOGIS Silvestras | LTU | 2 MAR 1990 | 7 | 0.139 | 52.36 Q |
| 4 | 346 | EIND Revelinho | NED | 7 APR 1990 | 5 | 0.201 | 52.62 q |
| 5 | 69 | CARNICERO Samuel | ESP | 8 APR 1990 | 8 | 0.340 | 53.38 |
| 6 | 5 | MAYRHOFER Florian | AUT | 12 OCT 1990 | 2 | 0.253 | 53.74 |
| 7 | 480 | PUEMI Jonathan | SUI | 7 APR 1991 | 1 | 0.204 | 55.90 |
| | 168 | GREEN Jack | GBR | 6 OCT 1991 | 3 | | DNS |

Qualified: First 3 in each heat (Q) and 2 best performers (q) advance to the Final

**High Jump Men
Final**

25 JUL 2009 / 17:00

| Rank | Bib | Name | Nat | Date of Birth | Order | Result |
|------|-----|---------------------|-----|---------------|-------|----------|
| 1 | 443 | MUDROV Sergey | RUS | 8 SEP 1990 | 7 | 2.25 PB |
| 2 | 525 | TAN Ümit | TUR | 16 JUL 1990 | 2 | 2.25 NJR |
| 3 | 25 | NAUMOVICH Artsiom | BLR | 19 FEB 1991 | 11 | 2.19 PB |
| 4 | 291 | BIAGGI Lorenzo | ITA | 15 JAN 1990 | 5 | 2.14 SB |
| 5 | 358 | EGELAND Kjølvi | NOR | 2 JUL 1990 | 13 | 2.11 |
| 5 | 270 | FOROUGHİ Kourosh | IRL | 14 AUG 1990 | 4 | 2.11 |
| 5 | 239 | TARNOWSKI Sven | GER | 4 MAR 1990 | 8 | 2.11 |
| 8 | 264 | PÁL Robin | HUN | 13 MAY 1991 | 12 | 2.11 |
| 9 | 163 | EDWARDS Mike | GBR | 11 JUL 1990 | 6 | 2.11 |
| 9 | 398 | RUTKOWSKI Jaroslaw | POL | 11 AUG 1991 | 9 | 2.11 |
| 11 | 276 | PENDER Barry | IRL | 2 APR 1990 | 10 | 2.07 |
| 11 | 88 | SANCHO Miguel Ángel | ESP | 24 APR 1990 | 3 | 2.07 |
| 13 | 394 | PROKOPCZUK Lukasz | POL | 2 JAN 1990 | 1 | 1.99 |

| | | 1.99 | 2.03 | 2.07 | 2.11 | 2.14 | 2.17 | 2.19 | 2.21 | 2.23 | 2.25 | 2.27 | 2.30 | |
|----|-----|--------------------|------|------|------|------|------|------|------|------|------|------|------|---|
| 1 | 443 | MUDROV Sergey | - | - | o | o | xo | o | o | xo | xxo | o | xx- | x |
| 2 | 525 | TAN Ümit | - | - | o | o | o | o | o | o | o | o | o | |
| 3 | 25 | NAUMOVICH Artsiom | o | o | xo | xo | o | xxo | xo | xxx | | | | |
| 4 | 291 | BIAGGI Lorenzo | o | o | xo | o | xo | xxx | | | | | | |
| 5 | 358 | EGELAND Kjølvi | xo | o | o | o | xxx | | | | | | | |
| 5 | 270 | FOROUGHİ Kourosh | - | o | xo | o | xxx | | | | | | | |
| 5 | 239 | TARNOWSKI Sven | - | o | xo | o | xxx | | | | | | | |
| 8 | 264 | PÁL Robin | o | o | o | xo | xxx | | | | | | | |
| 9 | 163 | EDWARDS Mike | - | - | xo | xo | xxx | | | | | | | |
| 9 | 398 | RUTKOWSKI Jaroslaw | o | o | xo | xo | xxx | | | | | | | |
| 11 | 276 | PENDER Barry | - | o | o | xxx | | | | | | | | |
| 11 | 88 | SANCHO M | - | o | o | xxx | | | | | | | | |
| 13 | 394 | PROKOPCZUK Lukasz | o | - | xxx | | | | | | | | | |

Results


Long Jump Men
Qualification

25 JUL 2009 / 11:00

| Rank | Bib | Name | Nat | Date of Birth | Order | Result | |
|------|-----|-----------------------|-----|---------------|-------|--------|----|
| 1 | 431 | BOGDANOV Denis | RUS | 2 APR 1991 | 3 | 7.65 | Q |
| 1 | 442 | MENKOV Aleksandr | RUS | 7 DEC 1990 | 5 | 7.65 | Q |
| 3 | 68 | CÁCERES Eusebio | ESP | 10 SEP 1991 | 11 | 7.63 | Q |
| 4 | 373 | DEREZINSKI Zachariasz | POL | 22 AUG 1990 | 2 | 7.60 | Q |
| 5 | 388 | MASLOWSKI Lukasz | POL | 8 JUN 1991 | 8 | 7.55 | Q |
| 6 | 36 | PERVAN Dino | CRO | 12 JAN 1991 | 7 | 7.46 | |
| 7 | 233 | RÄDLER Patrick | GER | 23 SEP 1990 | 6 | 7.44 | |
| 8 | 300 | CROSIO Lorenzo | ITA | 18 APR 1990 | 3 | 7.43 | PB |
| 9 | 250 | MIHALÉLIS Dimítrios | GRE | 1991 | 4 | 7.42 | |
| 10 | 247 | KAPSÍS Nikólaos | GRE | 5 DEC 1991 | 10 | 7.40 | |
| 11 | 20 | BANDARENKA Artsiom | BLR | 19 JUN 1991 | 2 | 7.39 | |
| 12 | 123 | BUREL Romain | FRA | 6 JUL 1991 | 8 | 7.38 | |
| 13 | 404 | TOMASIAK Krzysztof | POL | 3 APR 1990 | 11 | 7.37 | |
| 14 | 220 | KIRSTGES Marcel | GER | 29 MAY 1991 | 9 | 7.31 | |
| 15 | 153 | VICTORIN Guillaume | FRA | 26 MAY 1990 | 10 | 7.30 | |
| 16 | 22 | BOTSMAN Maksim | BLR | 1 AUG 1991 | 1 | 7.26 | |
| 17 | 6 | SCHWINGENSCHUH Martin | AUT | 28 NOV 1990 | 1 | 7.17 | |
| 18 | 511 | WILSON Björn | SWE | 23 FEB 1990 | 5 | 7.16 | |
| 19 | 87 | PROS Rubén | ESP | 5 MAR 1990 | 4 | 7.09 | |
| 20 | 296 | CATALLO Paolo | ITA | 7 JAN 1991 | 6 | 6.53 | |
| | 78 | GIMENO Jorge | ESP | 16 FEB 1990 | 9 | DNS | |
| | 50 | PÁŠIAK Adam | CZE | 18 JUL 1990 | 7 | DNS | |

| | 1 | 2 | 3 |
|----|-----|--------------------|-------------------------------------|
| 1 | 431 | BOGDANOV Denis | x (+1.0) 7.65 (+0.9) |
| 1 | 442 | MENKOV Aleksandr | 7.65 (+5.2) |
| 3 | 68 | CÁCERES Eusebio | 7.63 (+0.3) |
| 4 | 373 | DEREZINSKI Z | x (+0.2) x (+0.3) 7.60 (+0.8) |
| 5 | 388 | MASLOWSKI Lukasz | 7.14 (+1.0) x (+1.2) 7.55 (0.0) |
| 6 | 36 | PERVAN Dino | 7.22 (-2.0) 7.46 (-0.1) x (+0.7) |
| 7 | 233 | RÄDLER Patrick | 7.44 (+0.7) 7.32 (+1.4) 7.43 (-0.5) |
| 8 | 300 | CROSIO Lorenzo | 7.11 (+2.0) x (+0.9) 7.43 (+1.4) |
| 9 | 250 | MIHALÉLIS D | 7.42 (+0.6) 7.26 (+4.8) x (-1.5) |
| 10 | 247 | KAPSÍS Nikólaos | 7.40 (+0.4) 6.96 (+0.8) x (+1.0) |
| 11 | 20 | BANDARENKA Artsiom | 7.17 (+3.9) x (+1.7) 7.39 (-0.3) |
| 12 | 123 | BUREL Romain | 6.66 (+0.3) 6.96 (0.0) 7.38 (0.0) |
| 13 | 404 | TOMASIAK Krzysztof | 7.37 (+1.0) 6.78 (+2.0) x (+0.8) |
| 14 | 220 | KIRSTGES Marcel | 7.28 (+0.1) 7.17 (-0.7) 7.31 (+0.3) |
| 15 | 153 | VICTORIN Guillaume | 7.30 (+0.5) x (+2.3) 7.15 (+0.2) |
| 16 | 22 | BOTSMAN Maksim | x (+0.4) 6.82 (-0.4) 7.26 (+0.2) |
| 17 | 6 | SCHWINGENSCHUH M | 7.17 (+2.7) 6.84 (+1.6) 7.10 (+2.8) |
| 18 | 511 | WILSON Björn | 6.67 (+0.3) 7.16 (+0.4) 6.87 (-0.8) |
| 19 | 87 | PROS Rubén | 6.92 (+1.1) 7.09 (+0.8) 6.99 (+0.8) |
| 20 | 296 | CATALLO Paolo | 6.38 (+0.2) x (-0.2) 6.53 (+0.6) |
| | 78 | GIMENO Jorge | |
| | 50 | PÁŠIAK Adam | |

INTERNET Service: www.european-athletics.org

Timing, Measurement and Data Service by  **OMEGA**

printed at SAT 25 JUL 2009 20:26

Page 7 of 31

Results

Long Jump Men
Qualification Group A
25 JUL 2009 / 11:00

| Rank | Bib | Name | Nat | Date of Birth | Order | Result | |
|------|-----|-----------------------|------|---------------|-------|--------|-------------|
| 1 | 442 | MENKOV Aleksandr | RUS | 7 DEC 1990 | 5 | 7.65 | Q |
| 2 | 388 | MASLOWSKI Lukasz | POL | 8 JUN 1991 | 8 | 7.55 | Q |
| 3 | 36 | PERVAN Dino | CRO | 12 JAN 1991 | 7 | 7.46 | q |
| 4 | 233 | RÄDLER Patrick | GER | 23 SEP 1990 | 6 | 7.44 | q |
| 5 | 300 | CROSIO Lorenzo | ITA | 18 APR 1990 | 3 | 7.43 | q PB |
| 6 | 250 | MIHALÉLIS Dimítrios | GRE | 1991 | 4 | 7.42 | q |
| 7 | 20 | BANDARENKA Artsiom | BLR | 19 JUN 1991 | 2 | 7.39 | q |
| 8 | 404 | TOMASIAK Krzysztof | POL | 3 APR 1990 | 11 | 7.37 | |
| 9 | 153 | VICTORIN Guillaume | FRA | 26 MAY 1990 | 10 | 7.30 | |
| 10 | 6 | SCHWINGENSCHUH Martin | AUT | 28 NOV 1990 | 1 | 7.17 | |
| | 78 | GIMENO Jorge | ESP | 16 FEB 1990 | 9 | DNS | |
| | | | 1 | | 2 | | 3 |
| 1 | 442 | MENKOV Aleksandr | 7.65 | (+5.2) | | | |
| 2 | 388 | MASLOWSKI Lukasz | 7.14 | (+1.0) | x | (+1.2) | 7.55 (0.0) |
| 3 | 36 | PERVAN Dino | 7.22 | (-2.0) | 7.46 | (-0.1) | x (+0.7) |
| 4 | 233 | RÄDLER Patrick | 7.44 | (+0.7) | 7.32 | (+1.4) | 7.43 (-0.5) |
| 5 | 300 | CROSIO Lorenzo | 7.11 | (+2.0) | x | (+0.9) | 7.43 (+1.4) |
| 6 | 250 | MIHALÉLIS D | 7.42 | (+0.6) | 7.26 | (+4.8) | x (-1.5) |
| 7 | 20 | BANDARENKA Artsiom | 7.17 | (+3.9) | x | (+1.7) | 7.39 (-0.3) |
| 8 | 404 | TOMASIAK Krzysztof | 7.37 | (+1.0) | 6.78 | (+2.0) | x (+0.8) |
| 9 | 153 | VICTORIN Guillaume | 7.30 | (+0.5) | x | (+2.3) | 7.15 (+0.2) |
| 10 | 6 | SCHWINGENSCHUH M | 7.17 | (+2.7) | 6.84 | (+1.6) | 7.10 (+2.8) |
| | 78 | GIMENO Jorge | | | | | |

Long Jump Men
Qualification Group B
25 JUL 2009 / 11:00

| Rank | Bib | Name | Nat | Date of Birth | Order | Result | |
|------|-----|-----------------------|------|---------------|-------|--------|-------------|
| 1 | 431 | BOGDANOV Denis | RUS | 2 APR 1991 | 3 | 7.65 | Q |
| 2 | 68 | CÁCERES Eusebio | ESP | 10 SEP 1991 | 11 | 7.63 | Q |
| 3 | 373 | DEREZINSKI Zachariasz | POL | 22 AUG 1990 | 2 | 7.60 | Q |
| 4 | 247 | KAPSÍS Nikólaos | GRE | 5 DEC 1991 | 10 | 7.40 | q |
| 5 | 123 | BUREL Romain | FRA | 6 JUL 1991 | 8 | 7.38 | q |
| 6 | 220 | KIRSTGES Marcel | GER | 29 MAY 1991 | 9 | 7.31 | |
| 7 | 22 | BOTSMAN Maksim | BLR | 1 AUG 1991 | 1 | 7.26 | |
| 8 | 511 | WILSON Björn | SWE | 23 FEB 1990 | 5 | 7.16 | |
| 9 | 87 | PROS Rubén | ESP | 5 MAR 1990 | 4 | 7.09 | |
| 10 | 296 | CATALLO Paolo | ITA | 7 JAN 1991 | 6 | 6.53 | |
| | 50 | PAŠIAK Adam | CZE | 18 JUL 1990 | 7 | DNS | |
| | | | 1 | | 2 | | 3 |
| 1 | 431 | BOGDANOV Denis | x | (+1.0) | 7.65 | (+0.9) | |
| 2 | 68 | CÁCERES Eusebio | 7.63 | (+0.3) | | | |
| 3 | 373 | DEREZINSKI Z | x | (+0.2) | x | (+0.3) | 7.60 (+0.8) |
| 4 | 247 | KAPSÍS Nikólaos | 7.40 | (+0.4) | 6.96 | (+0.8) | x (+1.0) |
| 5 | 123 | BUREL Romain | 6.66 | (+0.3) | 6.96 | (0.0) | 7.38 (0.0) |
| 6 | 220 | KIRSTGES Marcel | 7.28 | (+0.1) | 7.17 | (-0.7) | 7.31 (+0.3) |
| 7 | 22 | BOTSMAN Maksim | x | (+0.4) | 6.82 | (-0.4) | 7.26 (+0.2) |
| 8 | 511 | WILSON Björn | 6.67 | (+0.3) | 7.16 | (+0.4) | 6.87 (-0.8) |
| 9 | 87 | PROS Rubén | 6.92 | (+1.1) | 7.09 | (+0.8) | 6.99 (+0.8) |
| 10 | 296 | CATALLO Paolo | 6.38 | (+0.2) | x | (-0.2) | 6.53 (+0.6) |
| | 50 | PAŠIAK Adam | | | | | |

Qualified: qualifying perf. 7.55 (Q) or 12 best performers (q) to the advance to the Final

Results
**Shot Put Men 6 kg
Qualification**
25 JUL 2009 / 10:35

| Rank | Bib | Name | Nat | Date of Birth | Order | Result | |
|------|-----|------------------------|-----|---------------|-------|---------|----|
| 1 | 37 | PREMERU Marin | CRO | 29 AUG 1990 | 9 | 21.32 Q | CR |
| 2 | 237 | STORL David | GER | 27 JUL 1990 | 13 | 20.32 Q | |
| 3 | 536 | NESTERENKO Mykyta | UKR | 15 APR 1991 | 10 | 19.92 Q | |
| 4 | 230 | MÜLLER Hendrik | GER | 28 AUG 1990 | 8 | 19.37 Q | |
| 5 | 461 | ANTUNOVIC Božidar | SRB | 24 JUL 1991 | 11 | 19.22 Q | |
| 6 | 51 | PRÁŠIL Ladislav | CZE | 17 MAY 1990 | 5 | 19.04 Q | |
| 7 | 492 | GUSTAFSSON Simon | SWE | 24 MAR 1990 | 11 | 18.96 Q | SB |
| 8 | 538 | SAVYTSKYI Dmytro | UKR | 14 DEC 1990 | 9 | 18.94 Q | |
| 9 | 395 | RASINSKI Michal | POL | 31 MAR 1990 | 1 | 18.83 Q | |
| 10 | 391 | PARTYKA Konrad | POL | 29 JAN 1990 | 12 | 18.45 q | |
| 11 | 225 | LABISCH Mario | GER | 9 SEP 1990 | 7 | 18.42 q | |
| 12 | 379 | JANUSZ Wojciech | POL | 17 OCT 1990 | 6 | 17.86 q | |
| 13 | 169 | GRIFFITH-PARKER Curtis | GBR | 27 SEP 1990 | 4 | 17.82 | |
| 14 | 458 | ŠPILER Marko | SLO | 8 JAN 1990 | 8 | 17.67 | |
| 15 | 135 | JEANNET Nicaise | FRA | 23 FEB 1990 | 2 | 17.66 | |
| 16 | 357 | VOS Robert-Jan | NED | 20 JUN 1990 | 3 | 17.54 | |
| 17 | 28 | ZAKHARENKA Maksim | BLR | 10 JUL 1991 | 4 | 17.48 | |
| 18 | 474 | UMETIC Bojan | SRB | 8 SEP 1991 | 7 | 17.46 | |
| 19 | 193 | BEDOSHVILI George | GEO | 1 APR 1990 | 12 | 17.36 | PB |
| 20 | 277 | QUIRKE Colin | IRL | 17 JUN 1990 | 6 | 17.34 | PB |
| 21 | 30 | BASHEV Neno | BUL | 12 FEB 1990 | 3 | 17.29 | |
| 22 | 86 | PINEDO José Ángel | ESP | 30 JUL 1990 | 5 | 17.26 | |
| 23 | 98 | MEOS Mart | EST | 18 MAR 1990 | 2 | 16.98 | |
| 24 | 33 | GETEMANS Ben | BUL | 18 JAN 1991 | 13 | 16.66 | |
| 25 | 520 | KARAKAS Volkan | TUR | 25 FEB 1990 | 10 | 16.19 | |
| | 327 | KALNS Karlis | LAT | | 1 | NM | |

| | | | 1 | 2 | 3 |
|----|-----|-------------------|-------|-------|-------|
| 1 | 37 | PREMERU Marin | x | 21.32 | |
| 2 | 237 | STORL David | 20.32 | | |
| 3 | 536 | NESTERENKO Mykyta | x | 19.92 | |
| 4 | 230 | MÜLLER Hendrik | 18.55 | 19.37 | |
| 5 | 461 | ANTUNOVIC Božidar | x | 19.22 | |
| 6 | 51 | PRÁŠIL Ladislav | 18.58 | 18.09 | 19.04 |
| 7 | 492 | GUSTAFSSON Simon | 18.48 | 18.96 | |
| 8 | 538 | SAVYTSKYI Dmytro | 18.94 | | |
| 9 | 395 | RASINSKI Michal | 17.94 | 18.83 | |
| 10 | 391 | PARTYKA Konrad | 17.26 | 17.90 | 18.45 |
| 11 | 225 | LABISCH Mario | 17.55 | 17.98 | 18.42 |
| 12 | 379 | JANUSZ Wojciech | x | x | 17.86 |
| 13 | 169 | GRIFFITH-PARKER C | x | x | 17.82 |
| 14 | 458 | ŠPILER Marko | x | 17.67 | 17.67 |
| 15 | 135 | JEANNET Nicaise | 17.02 | 17.66 | 16.77 |
| 16 | 357 | VOS Robert-Jan | 16.53 | 17.54 | x |
| 17 | 28 | ZAKHARENKA Maksim | 17.29 | 17.44 | 17.48 |
| 18 | 474 | UMETIC Bojan | 16.59 | x | 17.46 |
| 19 | 193 | BEDOSHVILI George | 16.63 | 17.36 | x |
| 20 | 277 | QUIRKE Colin | x | 17.34 | x |
| 21 | 30 | BASHEV Neno | 17.09 | 17.29 | 17.25 |
| 22 | 86 | PINEDO José Ángel | 17.26 | 17.04 | 16.76 |
| 23 | 98 | MEOS Mart | 16.92 | x | 16.98 |
| 24 | 33 | GETEMANS Ben | 16.07 | 16.66 | x |
| 25 | 520 | KARAKAS Volkan | 15.52 | x | 16.19 |
| | 327 | KALNS Karlis | x | x | x |

Results**Shot Put Men 6 kg
Qualification Group A****25 JUL 2009 / 10:35**

| Rank | Bib | Name | Nat | Date of Birth | Order | Result | |
|------|-----|------------------------|-----|---------------|-------|--------|------|
| 1 | 37 | PREMERU Marin | CRO | 29 AUG 1990 | 9 | 21.32 | Q CR |
| 2 | 536 | NESTERENKO Mykyta | UKR | 15 APR 1991 | 10 | 19.92 | Q |
| 3 | 461 | ANTUNOVIC Božidar | SRB | 24 JUL 1991 | 11 | 19.22 | Q |
| 4 | 391 | PARTYKA Konrad | POL | 29 JAN 1990 | 12 | 18.45 | q |
| 5 | 225 | LABISCH Mario | GER | 9 SEP 1990 | 7 | 18.42 | q |
| 6 | 169 | GRIFFITH-PARKER Curtis | GBR | 27 SEP 1990 | 4 | 17.82 | |
| 7 | 458 | ŠPILER Marko | SLO | 8 JAN 1990 | 8 | 17.67 | |
| 8 | 135 | JEANNET Nicaise | FRA | 23 FEB 1990 | 2 | 17.66 | |
| 9 | 357 | VOS Robert-Jan | NED | 20 JUN 1990 | 3 | 17.54 | |
| 10 | 277 | QUIRKE Colin | IRL | 17 JUN 1990 | 6 | 17.34 | PB |
| 11 | 86 | PINEDO José Ángel | ESP | 30 JUL 1990 | 5 | 17.26 | |
| 12 | 33 | GETEMANS Ben | BUL | 18 JAN 1991 | 13 | 16.66 | |
| | 327 | KALNS Karlis | LAT | | 1 | NM | |

| | 1 | 2 | 3 | | | |
|----|-----|-------------------|-------|-------|-------|--|
| 1 | 37 | PREMERU Marin | x | 21.32 | | |
| 2 | 536 | NESTERENKO Mykyta | x | 19.92 | | |
| 3 | 461 | ANTUNOVIC Božidar | x | 19.22 | | |
| 4 | 391 | PARTYKA Konrad | 17.26 | 17.90 | 18.45 | |
| 5 | 225 | LABISCH Mario | 17.55 | 17.98 | 18.42 | |
| 6 | 169 | GRIFFITH-PARKER C | x | x | 17.82 | |
| 7 | 458 | ŠPILER Marko | x | 17.67 | 17.67 | |
| 8 | 135 | JEANNET Nicaise | 17.02 | 17.66 | 16.77 | |
| 9 | 357 | VOS Robert-Jan | 16.53 | 17.54 | x | |
| 10 | 277 | QUIRKE Colin | x | 17.34 | x | |
| 11 | 86 | PINEDO José Ángel | 17.26 | 17.04 | 16.76 | |
| 12 | 33 | GETEMANS Ben | 16.07 | 16.66 | x | |
| | 327 | KALNS Karlis | x | x | x | |

**Shot Put Men 6 kg
Qualification Group B****25 JUL 2009 / 10:35**

| Rank | Bib | Name | Nat | Date of Birth | Order | Result | |
|------|-----|-------------------|-----|---------------|-------|--------|------|
| 1 | 237 | STORL David | GER | 27 JUL 1990 | 13 | 20.32 | Q CR |
| 2 | 230 | MÜLLER Hendrik | GER | 28 AUG 1990 | 8 | 19.37 | Q |
| 3 | 51 | PRÁŠIL Ladislav | CZE | 17 MAY 1990 | 5 | 19.04 | Q |
| 4 | 492 | GUSTAFSSON Simon | SWE | 24 MAR 1990 | 11 | 18.96 | Q SB |
| 5 | 538 | SAVYTSKYY Dmytro | UKR | 14 DEC 1990 | 9 | 18.94 | Q |
| 6 | 395 | RASINSKI Michal | POL | 31 MAR 1990 | 1 | 18.83 | Q |
| 7 | 379 | JANUSZ Wojciech | POL | 17 OCT 1990 | 6 | 17.86 | q |
| 8 | 28 | ZAKHARENKA Maksim | BLR | 10 JUL 1991 | 4 | 17.48 | |
| 9 | 474 | UMETIC Bojan | SRB | 8 SEP 1991 | 7 | 17.46 | |
| 10 | 193 | BEDOSHVILI George | GEO | 1 APR 1990 | 12 | 17.36 | PB |
| 11 | 30 | BASHEV Neno | BUL | 12 FEB 1990 | 3 | 17.29 | |
| 12 | 98 | MEOS Mart | EST | 18 MAR 1990 | 2 | 16.98 | |
| 13 | 520 | KARAKAS Volkan | TUR | 25 FEB 1990 | 10 | 16.19 | |

Results

Qualification Group B (cont.)

| Qualification Group B | | | 1 | 2 | 3 |
|-----------------------|-----|-------------------|-------|-------|-------|
| 1 | 237 | STORL David | 20.32 | | |
| 2 | 230 | MÜLLER Hendrik | 18.55 | 19.37 | |
| 3 | 51 | PRÁŠIL Ladislav | 18.58 | 18.09 | 19.04 |
| 4 | 492 | GUSTAFSSON Simon | 18.48 | 18.96 | |
| 5 | 538 | SAVYTSKYY Dmytro | 18.94 | | |
| 6 | 395 | RASINSKI Michal | 17.94 | 18.83 | |
| 7 | 379 | JANUSZ Wojciech | x | x | 17.86 |
| 8 | 28 | ZAKHARENKA Maksim | 17.29 | 17.44 | 17.48 |
| 9 | 474 | UMETIC Bojan | 16.59 | x | 17.46 |
| 10 | 193 | BEDOSHVILI George | 16.63 | 17.36 | x |
| 11 | 30 | BASHEV Neno | 17.09 | 17.29 | 17.25 |
| 12 | 98 | MEOS Mart | 16.92 | x | 16.98 |
| 13 | 520 | KARAKAS Volkan | 15.52 | x | 16.19 |

Qualified: qualifying perf. 18.60 (Q) or 12 best performers (q) to the advance to the Final

Shot Put Men 6 kg
Final

25 JUL 2009 / 17:45

| Rank | Bib | Name | Nat | Date of Birth | Order | Result | |
|------|-----|-------------------|-----|---------------|-------|--------|----|
| 1 | 237 | STORL David | GER | 27 JUL 1990 | 5 | 22.40 | CR |
| 2 | 536 | NESTERENKO Mykyta | UKR | 15 APR 1991 | 11 | 20.22 | |
| 3 | 230 | MÜLLER Hendrik | GER | 28 AUG 1990 | 12 | 19.63 | |
| 4 | 37 | PREMERU Marin | CRO | 29 AUG 1990 | 10 | 19.40 | |
| 5 | 461 | ANTUNOVIC Božidar | SRB | 24 JUL 1991 | 7 | 19.26 | |
| 6 | 492 | GUSTAFSSON Simon | SWE | 24 MAR 1990 | 6 | 19.18 | SB |
| 7 | 51 | PRÁŠIL Ladislav | CZE | 17 MAY 1990 | 1 | 18.85 | |
| 8 | 395 | RASINSKI Michal | POL | 31 MAR 1990 | 8 | 18.58 | |
| 9 | 538 | SAVYTSKYY Dmytro | UKR | 14 DEC 1990 | 3 | 18.08 | |
| 10 | 225 | LABISCH Mario | GER | 9 SEP 1990 | 9 | 17.89 | |
| 11 | 379 | JANUSZ Wojciech | POL | 17 OCT 1990 | 4 | 17.86 | |
| 12 | 391 | PARTYKA Konrad | POL | 29 JAN 1990 | 2 | 17.15 | |

| | 1 | 2 | 3 | 4 | 5 | 6 | | |
|----|-----|-------------------|-------|-------|-------|-------|-------|-------|
| 1 | 237 | STORL David | 22.40 | 22.07 | x | 21.32 | x | x |
| 2 | 536 | NESTERENKO Mykyta | 18.44 | 19.24 | 20.22 | x | x | x |
| 3 | 230 | MÜLLER Hendrik | 19.63 | 19.12 | 18.98 | 19.08 | x | x |
| 4 | 37 | PREMERU Marin | 19.26 | x | x | 19.26 | x | 19.40 |
| 5 | 461 | ANTUNOVIC Božidar | 18.97 | 19.26 | 19.10 | 18.76 | x | 18.92 |
| 6 | 492 | GUSTAFSSON Simon | x | 19.18 | x | x | 19.09 | x |
| 7 | 51 | PRÁŠIL Ladislav | x | 18.62 | x | x | 18.36 | 18.85 |
| 8 | 395 | RASINSKI Michal | 18.41 | 18.46 | x | 18.46 | 18.58 | x |
| 9 | 538 | SAVYTSKYY Dmytro | 18.08 | - | - | - | - | - |
| 10 | 225 | LABISCH Mario | 16.91 | 17.28 | 17.89 | - | - | - |
| 11 | 379 | JANUSZ Wojciech | 17.86 | 17.41 | x | - | - | - |
| 12 | 391 | PARTYKA Konrad | 16.57 | x | 17.15 | - | - | - |

| Rank | Bib | Name | Nat | Date of Birth | Order | Result |
|------|-----|------|-----|---------------|-------|--------|
| | | | | | 1 | |
| | | | | | 2 | |
| | | | | | 3 | |

Results

Hammer Men 6 kg
Qualification


25 JUL 2009 / 15:40

| Rank | Bib | Name | Nat | Date of Birth | Order | Result |
|------|-----|----------------------|-----|---------------|-------|---------|
| 1 | 257 | HUDI Ákos | HUN | 10 AUG 1991 | 8 | 74.91 Q |
| 2 | 72 | CIENFUEGOS Javier | ESP | 15 JUL 1990 | 4 | 74.62 Q |
| 3 | 360 | HENRIKSEN Eivind | NOR | 14 SEP 1990 | 10 | 74.59 Q |
| 4 | 232 | OLBRICH Richard | GER | 7 APR 1990 | 7 | 74.51 Q |
| 5 | 534 | MARTYNYUK Andriy | UKR | 25 SEP 1990 | 10 | 73.15 Q |
| 6 | 186 | SMITH Peter | GBR | 20 JUL 1990 | 13 | 72.79 Q |
| 7 | 494 | JOHANSSON Markus | SWE | 8 MAY 1990 | 3 | 71.54 Q |
| 8 | 113 | RÄSÄNEN Kai | FIN | 29 JUN 1990 | 5 | 71.45 Q |
| 9 | 23 | DUBITSKI Aleh | BLR | 19 OCT 1990 | 3 | 71.31 Q |
| 10 | 266 | SZABÓ Dániel | HUN | 28 JUN 1991 | 14 | 70.35 |
| 11 | 396 | RAUHUT Norbert | POL | 17 JAN 1990 | 7 | 69.08 |
| 12 | 148 | ROLNIN Maxime | FRA | 22 NOV 1990 | 4 | 67.89 |
| 13 | 265 | SCHWÉGER Norbert | HUN | 11 DEC 1990 | 12 | 67.67 |
| 14 | 531 | HOLUB Serhiy | UKR | 29 NOV 1990 | 14 | 67.51 |
| 15 | 392 | PASTUSZKO Marcin | POL | 17 MAY 1991 | 1 | 66.78 |
| 16 | 436 | KOCHNEV Aleksey | RUS | 6 APR 1990 | 12 | 66.67 |
| 17 | 197 | BICHLER Johannes | GER | 3 JUL 1990 | 15 | 66.53 |
| 18 | 150 | SALA Jerome | FRA | 22 SEP 1991 | 6 | 64.88 |
| 19 | 152 | VERSTICHEL Florent | FRA | 19 NOV 1991 | 6 | 64.75 |
| 20 | 31 | DIMITROV Zdravko | BUL | 31 AUG 1991 | 2 | 62.72 |
| 21 | 502 | NYMAN Kristian | SWE | 24 DEC 1990 | 8 | 62.71 |
| 22 | 96 | LEHEMETS Martin | EST | 6 MAR 1991 | 9 | 62.45 |
| 23 | 42 | KOLOKOTRONIS Michael | CYP | 8 DEC 1990 | 11 | 61.93 |
| 24 | 305 | FALLONI Simone | ITA | 26 SEP 1991 | 9 | 61.55 |
| 25 | 368 | VILLANGER Richard | NOR | 9 MAY 1991 | 13 | 60.79 |
| 26 | 325 | GAILIS Edgars | LAT | | 1 | 59.48 |
| 27 | 506 | ROMBERG Erik | SWE | 1990 | 11 | 59.32 |
| 28 | 306 | FERRETTI Gianlorenzo | ITA | 18 APR 1991 | 2 | 58.89 |
| | 104 | KUUSELA Mikko | FIN | 21 JAN 1990 | 5 | NM |

1 2 3

| | | | | | |
|----|-----|--------------------|-------|-------|-------|
| 1 | 257 | HUDI Ákos | 74.91 | | |
| 2 | 72 | CIENFUEGOS Javier | 74.62 | | |
| 3 | 360 | HENRIKSEN Eivind | 74.59 | | |
| 4 | 232 | OLBRICH Richard | 74.51 | | |
| 5 | 534 | MARTYNYUK Andriy | x | 73.15 | |
| 6 | 186 | SMITH Peter | 70.38 | 72.79 | |
| 7 | 494 | JOHANSSON Markus | 70.01 | 71.54 | |
| 8 | 113 | RÄSÄNEN Kai | 69.64 | 70.34 | 71.45 |
| 9 | 23 | DUBITSKI Aleh | 66.59 | x | 71.31 |
| 10 | 266 | SZABÓ Dániel | x | x | 70.35 |
| 11 | 396 | RAUHUT Norbert | x | x | 69.08 |
| 12 | 148 | ROLNIN Maxime | 65.03 | x | 67.89 |
| 13 | 265 | SCHWÉGER Norbert | 66.14 | 67.67 | 65.22 |
| 14 | 531 | HOLUB Serhiy | 67.51 | 65.32 | x |
| 15 | 392 | PASTUSZKO Marcin | 66.78 | x | 63.10 |
| 16 | 436 | KOCHNEV Aleksey | x | x | 66.67 |
| 17 | 197 | BICHLER Johannes | x | x | 66.53 |
| 18 | 150 | SALA Jerome | x | 64.88 | 61.47 |
| 19 | 152 | VERSTICHEL Florent | x | x | 64.75 |
| 20 | 31 | DIMITROV Zdravko | 59.41 | 62.72 | x |
| 21 | 502 | NYMAN Kristian | 60.18 | 62.44 | 62.71 |
| 22 | 96 | LEHEMETS Martin | x | 62.45 | x |
| 23 | 42 | KOLOKOTRONIS M | x | 61.93 | 60.32 |
| 24 | 305 | FALLONI Simone | x | 61.55 | x |
| 25 | 368 | VILLANGER Richard | 60.79 | x | x |
| 26 | 325 | GAILIS Edgars | x | 58.75 | 59.48 |
| 27 | 506 | ROMBERG Erik | x | 59.32 | x |
| 28 | 306 | FERRETTI G | x | 58.89 | 57.65 |
| | 104 | KUUSELA Mikko | x | x | x |

INTERNET Service: www.european-athletics.org

Timing, Measurement and Data Service by  OMEGA

printed at SAT 25 JUL 2009 20:26

Page 12 of 31

Results

Hammer Men 6 kg
Qualification Group A
25 JUL 2009 / 15:40

| Rank | Bib | Name | Nat | Date of Birth | Order | Result |
|------|-----|----------------------|-----|---------------|-------|---------|
| 1 | 72 | CIENFUEGOS Javier | ESP | 15 JUL 1990 | 4 | 74.62 Q |
| 2 | 360 | HENRIKSEN Eivind | NOR | 14 SEP 1990 | 10 | 74.59 Q |
| 3 | 186 | SMITH Peter | GBR | 20 JUL 1990 | 13 | 72.79 Q |
| 4 | 113 | RÄSÄNEN Kai | FIN | 29 JUN 1990 | 5 | 71.45 Q |
| 5 | 23 | DUBITSKI Aleh | BLR | 19 OCT 1990 | 3 | 71.31 Q |
| 6 | 396 | RAUHUT Norbert | POL | 17 JAN 1990 | 7 | 69.08 q |
| 7 | 265 | SCHWÉGER Norbert | HUN | 11 DEC 1990 | 12 | 67.67 |
| 8 | 531 | HOLUB Serhiy | UKR | 29 NOV 1990 | 14 | 67.51 |
| 9 | 197 | BICHLER Johannes | GER | 3 JUL 1990 | 15 | 66.53 |
| 10 | 152 | VERSTICHEL Florent | FRA | 19 NOV 1991 | 6 | 64.75 |
| 11 | 31 | DIMITROV Zdravko | BUL | 31 AUG 1991 | 2 | 62.72 |
| 12 | 502 | NYMAN Kristian | SWE | 24 DEC 1990 | 8 | 62.71 |
| 13 | 42 | KOLOKOTRONIS Michael | CYP | 8 DEC 1990 | 11 | 61.93 |
| 14 | 305 | FALLONI Simone | ITA | 26 SEP 1991 | 9 | 61.55 |
| 15 | 325 | GAILIS Edgars | LAT | | 1 | 59.48 |

| | | |
|---|---|---|
| 1 | 2 | 3 |
|---|---|---|

| | | | | | | |
|----|-----|--------------------|-------|-------|-------|--|
| 1 | 72 | CIENFUEGOS Javier | 74.62 | | | |
| 2 | 360 | HENRIKSEN Eivind | 74.59 | | | |
| 3 | 186 | SMITH Peter | 70.38 | 72.79 | | |
| 4 | 113 | RÄSÄNEN Kai | 69.64 | 70.34 | 71.45 | |
| 5 | 23 | DUBITSKI Aleh | 66.59 | x | 71.31 | |
| 6 | 396 | RAUHUT Norbert | x | x | 69.08 | |
| 7 | 265 | SCHWÉGER Norbert | 66.14 | 67.67 | 65.22 | |
| 8 | 531 | HOLUB Serhiy | 67.51 | 65.32 | x | |
| 9 | 197 | BICHLER Johannes | x | x | 66.53 | |
| 10 | 152 | VERSTICHEL Florent | x | x | 64.75 | |
| 11 | 31 | DIMITROV Zdravko | 59.41 | 62.72 | x | |
| 12 | 502 | NYMAN Kristian | 60.18 | 62.44 | 62.71 | |
| 13 | 42 | KOLOKOTRONIS M | x | 61.93 | 60.32 | |
| 14 | 305 | FALLONI Simone | x | 61.55 | x | |
| 15 | 325 | GAILIS Edgars | x | 58.75 | 59.48 | |

Hammer Men 6 kg
Qualification Group B
25 JUL 2009 / 17:05

| Rank | Bib | Name | Nat | Date of Birth | Order | Result |
|------|-----|----------------------|-----|---------------|-------|---------|
| 1 | 257 | HUDI Ákos | HUN | 10 AUG 1991 | 8 | 74.91 Q |
| 2 | 232 | OLBRICH Richard | GER | 7 APR 1990 | 7 | 74.51 Q |
| 3 | 534 | MARTYNYUK Andriy | UKR | 25 SEP 1990 | 10 | 73.15 Q |
| 4 | 494 | JOHANSSON Markus | SWE | 8 MAY 1990 | 3 | 71.54 Q |
| 5 | 266 | SZABÓ Dániel | HUN | 28 JUN 1991 | 14 | 70.35 q |
| 6 | 148 | ROLNIN Maxime | FRA | 22 NOV 1990 | 4 | 67.89 q |
| 7 | 392 | PASTUSZKO Marcin | POL | 17 MAY 1991 | 1 | 66.78 |
| 8 | 436 | KOCHNEV Aleksey | RUS | 6 APR 1990 | 12 | 66.67 |
| 9 | 150 | SALA Jerome | FRA | 22 SEP 1991 | 6 | 64.88 |
| 10 | 96 | LEHEMETS Martin | EST | 6 MAR 1991 | 9 | 62.45 |
| 11 | 368 | VILLANGER Richard | NOR | 9 MAY 1991 | 13 | 60.79 |
| 12 | 506 | ROMBERG Erik | SWE | 1990 | 11 | 59.32 |
| 13 | 306 | FERRETTI Gianlorenzo | ITA | 18 APR 1991 | 2 | 58.89 |
| | 104 | KUUSELA Mikko | FIN | 21 JAN 1990 | 5 | NM |

Results

Qualification Group B (cont.)

| Qualification Group B | | 1 | 2 | 3 | |
|-----------------------|-----|-------------------|-------|-------|-------|
| 1 | 257 | HUDI Akos | 74.91 | | |
| 2 | 232 | OLBRICH Richard | 74.51 | | |
| 3 | 534 | MARTYNYUK Andriy | x | 73.15 | |
| 4 | 494 | JOHANSSON Markus | 70.01 | 71.54 | |
| 5 | 266 | SZABÓ Dániel | x | x | 70.35 |
| 6 | 148 | ROLNIN Maxime | 65.03 | x | 67.89 |
| 7 | 392 | PASTUSZKO Marcin | 66.78 | x | 63.10 |
| 8 | 436 | KOCHNEV Aleksey | x | x | 66.67 |
| 9 | 150 | SALA Jerome | x | 64.88 | 61.47 |
| 10 | 96 | LEHEMETS Martin | x | 62.45 | x |
| 11 | 368 | VILLANGER Richard | 60.79 | x | x |
| 12 | 506 | ROMBERG Erik | x | 59.32 | x |
| 13 | 306 | FERRETTI G | x | 58.89 | 57.65 |
| | 104 | KUUSELA Mikko | x | x | x |

Qualified: qualifying perf. 71.00 (Q) or 12 best performers (q) to the advance to the Final

Javelin Men
Final

25 JUL 2009 / 18:50

| Rank | Bib | Name | Nat | Date of Birth | Order | Result | |
|------|-----|-------------------|-----|---------------|-------|--------|-----|
| 1 | 213 | HOFMANN Andreas | GER | 16 DEC 1991 | 7 | 75.89 | |
| 2 | 242 | WÖSCHLER Till | GER | 9 JUN 1991 | 1 | 73.66 | |
| 3 | 377 | GRZESZCZUK Lukasz | POL | 3 MAR 1990 | 11 | 73.55 | PB |
| 4 | 320 | TAMBERI Gianluca | ITA | 1 JUL 1990 | 10 | 72.76 | NJR |
| 5 | 435 | KADUKOV Kirill | RUS | 4 FEB 1990 | 13 | 71.16 | |
| 6 | 118 | VERRONEN Joonas | FIN | 24 APR 1990 | 6 | 71.00 | |
| 7 | 202 | DOLCH Maik | GER | 12 FEB 1990 | 12 | 70.65 | |
| 8 | 57 | VADLEJCH Jakub | CZE | 10 OCT 1990 | 4 | 69.63 | |
| 9 | 39 | ŽUNIC Stipe | CRO | 13 DEC 1990 | 9 | 69.20 | |
| 10 | 105 | LAAKSONEN Tuomas | FIN | 9 MAR 1990 | 2 | 68.16 | |
| 11 | 452 | ZAKHAROV Nikita | RUS | 4 JAN 1990 | 8 | 67.93 | |
| 12 | 472 | SAMAC Vedran | SRB | 22 JAN 1990 | 5 | 66.61 | |
| 13 | 354 | TIMMERMAN Lars | NED | 19 APR 1991 | 3 | 65.99 | |

| | 1 | 2 | 3 | 4 | 5 | 6 | | |
|----|-----|-------------------|-------|-------|-------|-------|-------|-------|
| 1 | 213 | HOFMANN Andreas | 74.38 | 75.77 | 75.89 | 71.65 | 73.98 | 68.84 |
| 2 | 242 | WÖSCHLER Till | 67.55 | 71.37 | 71.66 | 72.07 | 73.66 | 72.96 |
| 3 | 377 | GRZESZCZUK Lukasz | 70.75 | 73.55 | 71.99 | x | 71.75 | 71.19 |
| 4 | 320 | TAMBERI Gianluca | 70.15 | 69.32 | x | - | 72.76 | x |
| 5 | 435 | KADUKOV Kirill | 66.15 | 64.02 | 71.16 | 62.87 | 68.73 | x |
| 6 | 118 | VERRONEN Joonas | 69.10 | 67.47 | 71.00 | 69.31 | 70.04 | 67.64 |
| 7 | 202 | DOLCH Maik | x | 70.65 | 70.62 | 69.26 | x | 66.41 |
| 8 | 57 | VADLEJCH Jakub | 69.63 | x | x | 64.69 | x | x |
| 9 | 39 | ŽUNIC Stipe | 65.53 | 69.20 | 67.74 | | | |
| 10 | 105 | LAAKSONEN Tuomas | 65.78 | 68.16 | 65.16 | | | |
| 11 | 452 | ZAKHAROV Nikita | 66.77 | 67.93 | x | | | |
| 12 | 472 | SAMAC Vedran | 66.61 | 62.78 | 62.04 | | | |
| 13 | 354 | TIMMERMAN Lars | 65.99 | 65.44 | 63.95 | | | |

Results

**10000m Race Walk Men
Final**

25 JUL 2009 / 10:05

| Rank | Bib | Name | Nat | Date of Birth | Order | Result | |
|------|-----|----------------------|-----|---------------|-------|----------|---------|
| 1 | 451 | YEMELYANOV Stanislav | RUS | 23 OCT 1990 | 8 | 40:20.86 | |
| 2 | 448 | STRELKOV Denis | RUS | 26 OCT 1990 | 3 | 40:24.97 | |
| 3 | 433 | FILIPCHUK Valeriy | RUS | 30 JUN 1991 | 5 | 40:29.35 | |
| 4 | 201 | DOHMANN Carl | GER | 18 MAY 1990 | 9 | 42:09.78 | PB |
| 5 | 308 | MACCHIA Riccardo | ITA | 27 MAR 1990 | 10 | 42:20.12 | SB |
| 6 | 303 | DI BARI Vito | ITA | 19 NOV 1990 | 18 | 42:39.80 | |
| 7 | 378 | HALMAN Wojciech | POL | 10 JAN 1990 | 7 | 43:22.80 | |
| 8 | 111 | PARTANEN Aku | FIN | 28 OCT 1991 | 12 | 43:44.62 | |
| 9 | 496 | KARLSTRÖM Perseus | SWE | 2 MAY 1990 | 1 | 44:21.69 | |
| 10 | 418 | LOPES Luís | POR | 1 JAN 1990 | 11 | 44:51.89 | |
| 11 | 54 | SCHROM Pavel | CZE | 20 MAR 1991 | 19 | 45:32.62 | |
| 12 | 53 | RÍHA Roman | CZE | 10 JUN 1990 | 16 | 45:40.35 | |
| 13 | 338 | CAPATINA Chiril | MDA | 13 AUG 1991 | 17 | 46:00.89 | |
| 14 | 47 | KETNER Karel | CZE | 11 APR 1990 | 13 | 46:37.50 | |
| 15 | 85 | PALOMA Victor | ESP | 29 NOV 1991 | 2 | 46:53.91 | |
| | 371 | BLOCKI Adrian | POL | 11 APR 1990 | 15 | DQ | R 230.6 |
| | 71 | CASTRILLO Rubén | ESP | 8 FEB 1990 | 6 | DQ | R 230.6 |
| | 319 | TALIANO Vincenzo | ITA | 21 FEB 1990 | 14 | DQ | R 230.6 |
| | 408 | WIATER Tomasz | POL | 25 MAY 1990 | 4 | DQ | R 230.6 |

| | | | | |
|----------------------------|-------|----------|-----|----------------------------|
| Intermediate times: | 1000m | 4:14.68 | 433 | FILIPCHUK Valeriy (RUS) |
| | 2000m | 8:20.41 | 433 | FILIPCHUK Valeriy (RUS) |
| | 3000m | 12:21.86 | 433 | FILIPCHUK Valeriy (RUS) |
| | 4000m | 16:22.18 | 433 | FILIPCHUK Valeriy (RUS) |
| | 5000m | 20:22.85 | 433 | FILIPCHUK Valeriy (RUS) |
| | 6000m | 24:25.30 | 433 | FILIPCHUK Valeriy (RUS) |
| | 7000m | 28:25.05 | 433 | FILIPCHUK Valeriy (RUS) |
| | 8000m | 32:29.69 | 451 | YEMELYANOV Stanislav (RUS) |
| | 9000m | 36:23.23 | 451 | YEMELYANOV Stanislav (RUS) |

Results

**4x400m Relay Men
Round 1**

25 JUL 2009 / 11:30

| Rank | Nat | Nation | Lane | | Result |
|---|-----|--------------------|------|--|-----------|
| 1 | GER | Germany | 5 | | 3:11.42 Q |
| 1 - KLEEMANN Philipp (25 APR 1991) 2 - JONAS Benjamin (22 FEB 1990) 3 - EDER Sascha (11 FEB 1991) 4 - KAISER Marco (21 JAN 1991) | | | | | |
| 2 | GBR | Great Britain & NI | 4 | | 3:11.66 Q |
| 1 - HUNT Markus (30 OCT 1990) 2 - MCDONALD Ross (9 OCT 1990) 3 - WAKE Nathan (8 AUG 1992) 4 - CLARKE Chris (25 JAN 1990) | | | | | |
| 3 | ITA | Italy | 2 | | 3:13.59 Q |
| 1 - DAMINELLI Andrea (18 NOV 1990) 2 - CAPPELLIN F (18 AUG 1990) 3 - PEDRAZZOLI A (20 APR 1991) 4 - RAVASIO Francesco (6 APR 1991) | | | | | |
| 4 | POL | Poland | 5 | | 3:14.03 q |
| 1 - KWIATKOWSKI Tomasz (18 APR 1991) 2 - STOPYRA Artur (5 NOV 1990) 3 - ZAGÓRSKI Mateusz (16 JUL 1991) 4 - CELEP Pawel (18 NOV 1990) | | | | | |
| 5 | HUN | Hungary | 6 | | 3:14.95 q |
| 1 - LUKÁCS Máté (15 DEC 1990) 2 - KOROKNAI Tibor (24 JAN 1990) 3 - KOVÁCS László (19 FEB 1991) 4 - KOVÁCS Zoltán (19 JUN 1990) | | | | | |
| 6 | SVK | Slovakia | 6 | | 3:15.45 Q |
| 1 - TURCÁNI Roman (28 MAR 1990) 2 - BENA Ján (4 JUN 1990) 3 - PÁLENÍK Dušan (5 SEP 1990) 4 - MOKRÁŠ Juraj () | | | | | |
| 7 | IRL | Ireland | 3 | | 3:20.46 q |
| 1 - HANNON Fearghus (1991) 2 - MULHALL Eoin (12 MAR 1990) 3 - RYAN Billy (17 NOV 1990) 4 - HARVEY Jason (9 AUG 1991) | | | | | |
| 8 | TUR | Turkey | 4 | | 3:22.71 q |
| 1 - ERUYGUN Batuhan (23 APR 1991) 2 - YILDIZ Mustafa (1 MAR 1990) 3 - CAKAN Volkan (11 JUN 1991) 4 - YAGLI Hüseyin (15 JAN 1990) | | | | | |
| 9 | ESP | Spain | 3 | | 3:23.93 |
| 1 - GARCIA Samuel (4 DEC 1991) 2 - GONZÁLEZ Adrián (26 FEB 1990) 3 - ORTIZ Julián (25 DEC 1990) 4 - IMEDIO Alberto (24 MAY 1991) | | | | | |

**4x400m Relay Men
Round 1 Heat 1 (2)**

25 JUL 2009 / 11:30

| Rank | Nat | Nation | Lane | Reaction time | Result |
|---|-----|----------|------|---------------|-----------|
| 1 | GER | Germany | 5 | 0.163 | 3:11.42 Q |
| 1 - KLEEMANN Philipp (25 APR 1991) 2 - JONAS Benjamin (22 FEB 1990) 3 - EDER Sascha (11 FEB 1991) 4 - KAISER Marco (21 JAN 1991) | | | | | |
| 2 | SVK | Slovakia | 6 | 0.152 | 3:15.45 Q |
| 1 - TURCÁNI Roman (28 MAR 1990) 2 - BENA Ján (4 JUN 1990) 3 - PÁLENÍK Dušan (5 SEP 1990) 4 - MOKRÁŠ Juraj () | | | | | |
| 3 | IRL | Ireland | 3 | 0.183 | 3:20.46 q |
| 1 - HANNON Fearghus (1991) 2 - MULHALL Eoin (12 MAR 1990) 3 - RYAN Billy (17 NOV 1990) 4 - HARVEY Jason (9 AUG 1991) | | | | | |
| 4 | TUR | Turkey | 4 | 0.149 | 3:22.71 q |
| 1 - ERUYGUN Batuhan (23 APR 1991) 2 - YILDIZ Mustafa (1 MAR 1990) 3 - CAKAN Volkan (11 JUN 1991) 4 - YAGLI Hüseyin (15 JAN 1990) | | | | | |

Results

**4x400m Relay Men
Round 1 Heat 2 (2)**

25 JUL 2009 / 11:40

| Rank | Nat | Nation | Lane | Reaction time | Result |
|---|-----|--------------------|------|---------------|-----------|
| 1 | GBR | Great Britain & NI | 4 | 0.245 | 3:11.66 Q |
| 1 - HUNT Markus (30 OCT 1990) 2 - MCDONALD Ross (9 OCT 1990) 3 - WAKE Nathan (8 AUG 1992) 4 - CLARKE Chris (25 JAN 1990) | | | | | |
| 2 | ITA | Italy | 2 | 0.192 | 3:13.59 Q |
| 1 - DAMINELLI Andrea (18 NOV 1990) 2 - CAPPELLIN F (18 AUG 1990) 3 - PEDRAZZOLI A (20 APR 1991) 4 - RAVASIO Francesco (6 APR 1991) | | | | | |
| 3 | POL | Poland | 5 | 0.292 | 3:14.03 q |
| 1 - KWIATKOWSKI Tomasz (18 APR 1991) 2 - STOPYRA Artur (5 NOV 1990) 3 - ZAGÓRSKI Mateusz (16 JUL 1991) 4 - CELEP Pawel (18 NOV 1990) | | | | | |
| 4 | HUN | Hungary | 6 | 0.171 | 3:14.95 q |
| 1 - LUKÁCS Máté (15 DEC 1990) 2 - KOROKNAI Tibor (24 JAN 1990) 3 - KOVÁCS László (19 FEB 1991) 4 - KOVÁCS Zoltán (19 JUN 1990) | | | | | |
| 5 | ESP | Spain | 3 | 0.184 | 3:23.93 |
| 1 - GARCIA Samuel (4 DEC 1991) 2 - GONZÁLEZ Adrián (26 FEB 1990) 3 - ORTIZ Julián (25 DEC 1990) 4 - IMEDIO Alberto (24 MAY 1991) | | | | | |

Qualified: First 2 in each heat (Q) and 4 best performers (q) advance to the Final

**200m Women
Semifinal**

25 JUL 2009 / 15:30

| Rank | Bib | Name | Nat | Date of Birth | Lane | Result |
|------|------|-----------------------|-----|---------------|------|---------|
| 1 | 1335 | TAMKOVA Alena | RUS | 30 MAY 1990 | 5 | 23.89 Q |
| 2 | 1307 | OGRAZEANU Andreea | ROU | 24 MAR 1990 | 4 | 23.96 Q |
| 3 | 1182 | SPELMEYER Ruth Sophia | GER | 19 SEP 1990 | 3 | 23.99 Q |
| 4 | 1118 | DIAMOND Emily | GBR | 11 JUN 1991 | 6 | 24.14 q |
| 5 | 1137 | THOMPSON Shaunna | GBR | 8 APR 1992 | 6 | 24.20 Q |
| 6 | 1284 | KIELBASINSKA Anna | POL | 26 JUN 1990 | 4 | 24.21 Q |
| 7 | 1258 | AKINYEMI Folake | NOR | 31 MAR 1990 | 5 | 24.47 Q |
| 8 | 1213 | WHELAN Niamh | IRL | 26 JUL 1990 | 7 | 24.60 q |
| 9 | 1360 | GASSER Jacqueline | SUI | 23 FEB 1990 | 2 | 24.78 |
| 10 | 1098 | GUION FIRMIN Lenora | FRA | 7 AUG 1991 | 7 | 24.81 |
| 11 | 1226 | MAFFIOLETTI Marta | ITA | 11 OCT 1991 | 1 | 24.88 |
| 12 | 1096 | GOJJON Sarah | FRA | 11 SEP 1990 | 3 | 24.98 |
| 13 | 1345 | REBERNIK Liona | SLO | 28 NOV 1991 | 1 | 25.15 |
| 14 | 1047 | SLANINOVÁ Jana | CZE | 16 JUL 1990 | 2 | 25.29 |
| 15 | 1223 | GAMBA Laura | ITA | 27 FEB 1991 | 8 | 25.41 |
| | 1249 | KUHURIMA Loreanne | NED | 7 MAY 1991 | 8 | DNF |


**200m Women
Semifinal 1 (2)**

25 JUL 2009 / 15:30

Wind: +0.6 m/s

| Rank | Bib | Name | Nat | Date of Birth | Lane | Reaction time | Fn | Result |
|------|------|-------------------|-----|---------------|------|---------------|----|---------|
| 1 | 1137 | THOMPSON Shaunna | GBR | 8 APR 1992 | 6 | 0.179 | | 24.20 Q |
| 2 | 1284 | KIELBASINSKA Anna | POL | 26 JUN 1990 | 4 | 0.205 | | 24.21 Q |
| 3 | 1258 | AKINYEMI Folake | NOR | 31 MAR 1990 | 5 | 0.201 | | 24.47 Q |
| 4 | 1213 | WHELAN Niamh | IRL | 26 JUL 1990 | 7 | 0.170 | | 24.60 q |
| 5 | 1096 | GOJJON Sarah | FRA | 11 SEP 1990 | 3 | 0.197 | | 24.98 |
| 6 | 1345 | REBERNIK Liona | SLO | 28 NOV 1991 | 1 | 0.211 | | 25.15 |
| 7 | 1047 | SLANINOVÁ Jana | CZE | 16 JUL 1990 | 2 | 0.138 | F1 | 25.29 |
| 8 | 1223 | GAMBA Laura | ITA | 27 FEB 1991 | 8 | 0.256 | | 25.41 |

INTERNET Service: www.european-athletics.org

Timing, Measurement and Data Service by  OMEGA

printed at SAT 25 JUL 2009 20:26

Page 17 of 31

Results

**200m Women
Semifinal 2 (2)**
25 JUL 2009 / 15:37

Wind: +0.6 m/s

| Rank | Bib | Name | Nat | Date of Birth | Lane | Reaction time | Result |
|------|------|-----------------------|-----|---------------|------|---------------|---------|
| 1 | 1335 | TAMKOVA Alena | RUS | 30 MAY 1990 | 5 | 0.209 | 23.89 Q |
| 2 | 1307 | OGRAZEANU Andreea | ROU | 24 MAR 1990 | 4 | 0.227 | 23.96 Q |
| 3 | 1182 | SPELMEYER Ruth Sophia | GER | 19 SEP 1990 | 3 | 0.192 | 23.99 Q |
| 4 | 1118 | DIAMOND Emily | GBR | 11 JUN 1991 | 6 | 0.192 | 24.14 q |
| 5 | 1360 | GASSER Jacqueline | SUI | 23 FEB 1990 | 2 | 0.181 | 24.78 |
| 6 | 1098 | GUION FIRMIN Lenora | FRA | 7 AUG 1991 | 7 | 0.204 | 24.81 |
| 7 | 1226 | MAFFIOLETTI Marta | ITA | 11 OCT 1991 | 1 | 0.268 | 24.88 |
| | 1249 | KUHURIMA Loreanne | NED | 7 MAY 1991 | 8 | 0.206 | DNF |

Qualified: First 3 in each heat (Q) and 2 best performers (q) advance to the Final

**200m Women
Final**
25 JUL 2009 / 17:50


Wind: +2.5 m/s

| Rank | Bib | Name | Nat | Date of Birth | Lane | Reaction time | Result |
|------|------|-----------------------|-----|---------------|------|---------------|--------|
| 1 | 1307 | OGRAZEANU Andreea | ROU | 24 MAR 1990 | 6 | 0.215 | 23.70 |
| 2 | 1335 | TAMKOVA Alena | RUS | 30 MAY 1990 | 4 | 0.204 | 23.72 |
| 3 | 1284 | KIELBASINSKA Anna | POL | 26 JUN 1990 | 3 | 0.189 | 23.75 |
| 4 | 1182 | SPELMEYER Ruth Sophia | GER | 19 SEP 1990 | 8 | 0.226 | 23.89 |
| 5 | 1137 | THOMPSON Shaunna | GBR | 8 APR 1992 | 5 | 0.217 | 23.93 |
| 6 | 1258 | AKINYEMI Folake | NOR | 31 MAR 1990 | 7 | 0.223 | 23.99 |
| 7 | 1213 | WHELAN Niamh | IRL | 26 JUL 1990 | 2 | 0.160 | 24.37 |
| 8 | 1118 | DIAMOND Emily | GBR | 11 JUN 1991 | 1 | 0.209 | 24.43 |

Heptathlon
200m Women - Heptathlon
25 JUL 2009 / 19:50

| Rank | Bib | Name | Nat | Date of Birth | Lane | Result | Points |
|------|------|--------------------------------|-----|---------------|------|--------|--------|
| 1 | 1252 | SCHIPPERS Dafne | NED | 15 JUN 1992 | 2 | 24.21 | 961 PB |
| 2 | 1367 | SPRUNGER Léa | SUI | 5 MAR 1990 | 4 | 24.48 | 935 |
| 3 | 1136 | THOMPSON Katarina | GBR | 9 JAN 1993 | 7 | 24.70 | 915 |
| 4 | 1214 | THORSTEINSDÓTTIR Helga-Margrét | ISL | 15 NOV 1991 | 5 | 24.89 | 897 |
| 5 | 1177 | SCHÄFER Carolin | GER | 5 DEC 1991 | 3 | 25.25 | 864 |
| 6 | 1042 | CACHOVÁ Katerina | CZE | 26 FEB 1990 | 5 | 25.30 | 859 |
| 7 | 1314 | AFONINA Irina | RUS | 19 JAN 1990 | 6 | 25.38 | 852 |
| 8 | 1388 | NYBÄCK Andrea | SWE | 16 MAY 1990 | 6 | 25.50 | 841 |
| 9 | 1363 | MARCIELLO Patricia | SUI | 9 FEB 1990 | 7 | 25.52 | 840 |
| 10 | 1181 | SKWORZOW Ina Tabea | GER | 9 APR 1991 | 1 | 25.53 | 839 |
| 11 | 1015 | DE WAELE Els | BEL | 15 MAY 1990 | 1 | 25.66 | 827 |
| 12 | 1368 | ZELTNER Michelle | SUI | 22 DEC 1991 | 5 | 25.70 | 824 |
| 13 | 1317 | BLANK Anna | RUS | 12 JAN 1990 | 6 | 25.77 | 817 |
| 14 | 1384 | LINDE Frida | SWE | 19 SEP 1990 | 4 | 25.88 | 808 |
| 15 | 1101 | LE FOLL Gaelle | FRA | 27 APR 1991 | 2 | 26.03 | 795 |
| 16 | 1265 | HAARKLAU Katrine | NOR | 21 FEB 1991 | 4 | 26.09 | 789 SB |
| 17 | 1333 | SAVITSKAYA Kristina | RUS | 10 JUN 1991 | 3 | 26.23 | 777 |
| 18 | 1246 | BROERSEN Nadine | NED | 29 APR 1990 | 7 | 26.47 | 757 |
| 19 | 1004 | EGARTER Lisa | AUT | 1 MAY 1991 | 3 | 26.81 | 728 |
| 20 | 1066 | KLAUP Mari | EST | 27 FEB 1990 | 2 | 26.95 | 716 |

 INTERNET Service: www.european-athletics.org

 Timing, Measurement and Data Service by 

printed at SAT 25 JUL 2009 20:26

Page 18 of 31

Results

Heptathlon
200m Women - Heptathlon Heat 1 (3)
25 JUL 2009 / 19:50

Wind: +0.5 m/s

| Rank | Bib | Name | Nat | Date of Birth | Lane | Reaction time | Fn | Result | Points |
|------|------|------------------|-----|---------------|------|---------------|----|--------|--------|
| 1 | 1042 | CACHOVÁ Katerina | CZE | 26 FEB 1990 | 5 | 0.216 | | 25.30 | 859 |
| 2 | 1388 | NYBÄCK Andrea | SWE | 16 MAY 1990 | 6 | 0.169 | | 25.50 | 841 |
| 3 | 1265 | HAARKLAU Katrine | NOR | 21 FEB 1991 | 4 | 0.229 | | 26.09 | 789 SB |
| 4 | 1246 | BROERSEN Nadine | NED | 29 APR 1990 | 7 | 0.194 | | 26.47 | 757 |
| 5 | 1004 | EGARTER Lisa | AUT | 1 MAY 1991 | 3 | 0.262 | F1 | 26.81 | 728 |
| 6 | 1066 | KLAUP Mari | EST | 27 FEB 1990 | 2 | 0.237 | | 26.95 | 716 |

Heptathlon
200m Women - Heptathlon Heat 2 (3)
25 JUL 2009 / 19:56

Wind: +0.4 m/s

| Rank | Bib | Name | Nat | Date of Birth | Lane | Reaction time | Result | Points |
|------|------|---------------------|-----|---------------|------|---------------|--------|-----------|
| 1 | 1363 | MARCIELLO Patricia | SUI | 9 FEB 1990 | 7 | 0.172 | | 25.52 840 |
| 2 | 1181 | SKWORZOW Ina Tabea | GER | 9 APR 1991 | 1 | 0.165 | | 25.53 839 |
| 3 | 1368 | ZELTNER Michelle | SUI | 22 DEC 1991 | 5 | 0.238 | | 25.70 824 |
| 4 | 1317 | BLANK Anna | RUS | 12 JAN 1990 | 6 | 0.202 | | 25.77 817 |
| 5 | 1384 | LINDE Frida | SWE | 19 SEP 1990 | 4 | 0.192 | | 25.88 808 |
| 6 | 1101 | LE FOLL Gaelle | FRA | 27 APR 1991 | 2 | 0.248 | | 26.03 795 |
| 7 | 1333 | SAVITSKAYA Kristina | RUS | 10 JUN 1991 | 3 | 0.230 | | 26.23 777 |

Heptathlon
200m Women - Heptathlon Heat 3 (3)
25 JUL 2009 / 20:02

Wind: +0.9 m/s

| Rank | Bib | Name | Nat | Date of Birth | Lane | Reaction time | Fn | Result | Points |
|------|------|--------------------------------|-----|---------------|------|---------------|----|--------|--------|
| 1 | 1252 | SCHIPPERS Dafne | NED | 15 JUN 1992 | 2 | 0.258 | | 24.21 | 961 PB |
| 2 | 1367 | SPRUNGER Léa | SUI | 5 MAR 1990 | 4 | 0.228 | F1 | 24.48 | 935 |
| 3 | 1136 | THOMPSON Katarina | GBR | 9 JAN 1993 | 7 | 0.243 | | 24.70 | 915 |
| 4 | 1214 | THORSTEINSDÓTTIR Helga-Margrét | ISL | 15 NOV 1991 | 5 | 0.258 | | 24.89 | 897 |
| 5 | 1177 | SCHÄFER Carolin | GER | 5 DEC 1991 | 3 | 0.246 | | 25.25 | 864 |
| 6 | 1314 | AFONINA Irina | RUS | 19 JAN 1990 | 6 | 0.311 | | 25.38 | 852 |
| 7 | 1015 | DE WAEL Els | BEL | 15 MAY 1990 | 1 | 0.194 | | 25.66 | 827 |

800m Women
Final
25 JUL 2009 / 17:10

| Rank | Bib | Name | Nat | Date of Birth | Lane | Result |
|------|------|----------------------|-----|---------------|------|---------|
| 1 | 1306 | LAVRIC Mirela | ROU | 17 FEB 1991 | 6 | 2:04.12 |
| 2 | 1160 | HARRER Corinna | GER | 19 JAN 1991 | 1 | 2:04.51 |
| 3 | 1339 | ZAVYALOVA Yekaterina | RUS | 1 MAR 1991 | 3 | 2:04.59 |
| 4 | 1126 | LEONARD Alison | GBR | 17 MAR 1990 | 8 | 2:04.66 |
| 5 | 1340 | ZHILKINA Yelena | RUS | 4 MAY 1990 | 5 | 2:07.12 |
| 6 | 1407 | BIBIK Olha | UKR | 5 FEB 1990 | 4 | 2:07.55 |
| 7 | 1359 | BÜCHEL Selina | SUI | 26 JUL 1991 | 2 | 2:07.93 |
| 8 | 1389 | ÖBERG Sofia | SWE | 30 MAY 1990 | 7 | 2:08.47 |

Intermediate times: 400m 1:01.65 1160 HARRER Corinna (GER)
600m 1:33.04 1339 ZAVYALOVA Yekaterina (RUS)

Results

**3000m Women
Final**

25 JUL 2009 / 18:50

| Rank | Bib | Name | Nat | Date of Birth | Order | Result | |
|------|------|--------------------|-----|---------------|-------|----------|----|
| 1 | 1323 | KOROBKINA Yelena | RUS | 25 NOV 1990 | 4 | 9:13.35 | PB |
| 2 | 1115 | VERY Kate | GBR | 10 OCT 1991 | 1 | 9:13.68 | PB |
| 3 | 1133 | SMALL Louise | GBR | 27 MAR 1992 | 9 | 9:15.47 | PB |
| 4 | 1010 | SAFAROVA Gezashign | AZE | 5 FEB 1990 | 12 | 9:17.59 | PB |
| 5 | 1129 | POTTER Beth | GBR | 27 DEC 1991 | 11 | 9:18.81 | |
| 6 | 1356 | TERZIC Amela | SRB | 2 APR 1993 | 5 | 9:22.44 | PB |
| 7 | 1402 | KARAKAYA Tugba | TUR | 1991 | 2 | 9:31.31 | PB |
| 8 | 1232 | VIOLA Giulia | ITA | 24 APR 1991 | 6 | 9:39.38 | |
| 9 | 1089 | CALVIN Clémence | FRA | 17 MAY 1990 | 8 | 9:39.75 | PB |
| 10 | 1166 | KOCK Maren | GER | 22 JUN 1990 | 7 | 9:52.89 | |
| 11 | 1075 | KLEMELÄ Sanni | FIN | 7 MAR 1990 | 10 | 10:09.00 | |
| 12 | 1312 | STROE Andreea | ROU | 9 JAN 1990 | 3 | 10:16.29 | |

Intermediate times: 1000m 3:06.66 1129 POTTER Beth (GBR)
 2000m 6:10.46 1010 SAFAROVA Gezashign (AZE)

**3000m Steeplechase Women
Final**

25 JUL 2009 / 17:25

| Rank | Bib | Name | Nat | Date of Birth | Order | Result | |
|------|------|---------------------------|-----|---------------|-------|----------|-----|
| 1 | 1264 | GRØVDAL Karoline Bjerkeli | NOR | 14 JUN 1990 | 8 | 9:43.69 | CR |
| 2 | 1008 | ABDULLAYEVA Layes | AZE | 29 MAY 1991 | 10 | 9:55.95 | NR |
| 3 | 1140 | WEBB Louise | GBR | 9 FEB 1991 | 3 | 10:10.34 | PB |
| 4 | 1064 | TOBAL Estefanía | ESP | 9 MAY 1991 | 7 | 10:15.68 | NJR |
| 5 | 1229 | ROFFINO Valeria | ITA | 9 APR 1990 | 4 | 10:17.35 | NJR |
| 6 | 1041 | BARINOVÁ Martina | CZE | 28 JAN 1990 | 9 | 10:20.00 | SB |
| 7 | 1325 | KUDRYASHOVA Aleksandra | RUS | 18 JUL 1990 | 6 | 10:22.02 | |
| 8 | 1375 | BODINSON Klara | SWE | 11 JUN 1990 | 11 | 10:22.21 | NJR |
| 9 | 1260 | BLOM Veronika Brennhovd | NOR | 27 OCT 1990 | 1 | 10:28.93 | PB |
| 10 | 1123 | HOOD Nicola | GBR | 6 JUL 1990 | 12 | 10:34.68 | |
| 11 | 1152 | CORNELSEN Sarah | GER | 7 JUL 1990 | 5 | 10:39.38 | |
| 12 | 1161 | HIRSCHHÄUSER Jana | GER | 27 DEC 1990 | 2 | 10:45.71 | |

Intermediate times: 1000m 3:10.61 1264 GRØVDAL Karoline Bjerkeli (NOR)
 2000m 6:25.91 1264 GRØVDAL Karoline Bjerkeli (NOR)

Results

Heptathlon
100m Hurdles Women - Heptathlon
25 JUL 2009 / 9:35

| Rank | Bib | Name | Nat | Date of Birth | Lane | Result | Points |
|------|------|--------------------------------|-----|---------------|------|--------|---------|
| 1 | 1252 | SCHIPPERS Dafne | NED | 15 JUN 1992 | 7 | 14.05 | 971 |
| 2 | 1246 | BROERSEN Nadine | NED | 29 APR 1990 | 5 | 14.18 | 953 |
| 3 | 1042 | CACHOVÁ Katerina | CZE | 26 FEB 1990 | 7 | 14.31 | 935 |
| 4 | 1214 | THORSTEINSDÓTTIR Helga-Margrét | ISL | 15 NOV 1991 | 8 | 14.36 | 928 |
| 5 | 1333 | SAVITSKAYA Kristina | RUS | 10 JUN 1991 | 5 | 14.38 | 925 |
| 6 | 1177 | SCHÄFER Carolin | GER | 5 DEC 1991 | 4 | 14.45 | 916 |
| 7 | 1388 | NYBÄCK Andrea | SWE | 16 MAY 1990 | 3 | 14.50 | 909 |
| 8 | 1384 | LINDE Frida | SWE | 19 SEP 1990 | 6 | 14.55 | 902 |
| 9 | 1265 | HAARKLAU Katrine | NOR | 21 FEB 1991 | 3 | 14.59 | 897 |
| 10 | 1363 | MARCIELLO Patricia | SUI | 9 FEB 1990 | 4 | 14.69 | 883 |
| 11 | 1367 | SPRUNGER Léa | SUI | 5 MAR 1990 | 2 | 14.69 | 883 |
| 12 | 1136 | THOMPSON Katarina | GBR | 9 JAN 1993 | 6 | 14.76 | 874 |
| 13 | 1317 | BLANK Anna | RUS | 12 JAN 1990 | 7 | 14.87 | 859 |
| 14 | 1004 | EGARTER Lisa | AUT | 1 MAY 1991 | 8 | 14.91 | 854 |
| 15 | 1015 | DE WAEL Els | BEL | 15 MAY 1990 | 6 | 14.95 | 848 =PB |
| 16 | 1314 | AFONINA Irina | RUS | 19 JAN 1990 | 5 | 14.96 | 847 |
| 17 | 1066 | KLAUP Mari | EST | 27 FEB 1990 | 2 | 14.97 | 846 |
| 18 | 1368 | ZELTNER Michelle | SUI | 22 DEC 1991 | 3 | 15.00 | 842 |
| 19 | 1181 | SKWORZOW Ina Tabea | GER | 9 APR 1991 | 4 | 15.19 | 817 |
| 20 | 1101 | LE FOLL Gaelle | FRA | 27 APR 1991 | 2 | 15.24 | 810 PB |

Heptathlon
100m Hurdles Women - Heptathlon Heat 1 (3) 25 JUL 2009 / 9:35

Wind: +0.3 m/s

| Rank | Bib | Name | Nat | Date of Birth | Lane | Reaction time | Result | Points |
|------|------|--------------------|-----|---------------|------|---------------|--------|---------|
| 1 | 1246 | BROERSEN Nadine | NED | 29 APR 1990 | 5 | 0.164 | 14.18 | 953 |
| 2 | 1042 | CACHOVÁ Katerina | CZE | 26 FEB 1990 | 7 | 0.193 | 14.31 | 935 |
| 3 | 1388 | NYBÄCK Andrea | SWE | 16 MAY 1990 | 3 | 0.143 | 14.50 | 909 |
| 4 | 1015 | DE WAEL Els | BEL | 15 MAY 1990 | 6 | 0.164 | 14.95 | 848 =PB |
| 5 | 1181 | SKWORZOW Ina Tabea | GER | 9 APR 1991 | 4 | 0.159 | 15.19 | 817 |
| 6 | 1101 | LE FOLL Gaelle | FRA | 27 APR 1991 | 2 | 0.227 | 15.24 | 810 PB |

Heptathlon
100m Hurdles Women - Heptathlon Heat 2 (3) 25 JUL 2009 / 9:41

Wind: +2.2 m/s

| Rank | Bib | Name | Nat | Date of Birth | Lane | Reaction time | Result | Points |
|------|------|--------------------|-----|---------------|------|---------------|--------|--------|
| 1 | 1252 | SCHIPPERS Dafne | NED | 15 JUN 1992 | 7 | 0.171 | 14.05 | 971 |
| 2 | 1363 | MARCIELLO Patricia | SUI | 9 FEB 1990 | 4 | 0.159 | 14.69 | 883 |
| 3 | 1367 | SPRUNGER Léa | SUI | 5 MAR 1990 | 2 | 0.161 | 14.69 | 883 |
| 4 | 1136 | THOMPSON Katarina | GBR | 9 JAN 1993 | 6 | 0.194 | 14.76 | 874 |
| 5 | 1004 | EGARTER Lisa | AUT | 1 MAY 1991 | 8 | 0.202 | 14.91 | 854 |
| 6 | 1314 | AFONINA Irina | RUS | 19 JAN 1990 | 5 | 0.200 | 14.96 | 847 |
| 7 | 1368 | ZELTNER Michelle | SUI | 22 DEC 1991 | 3 | 0.175 | 15.00 | 842 |

Results

Heptathlon
100m Hurdles Women - Heptathlon Heat 3 (3) 25 JUL 2009 / 9:47

Wind: +0.5 m/s

| Rank | Bib | Name | Nat | Date of Birth | Lane | Reaction time | Result | Points |
|------|------|--------------------------------|-----|---------------|------|---------------|--------|--------|
| 1 | 1214 | THORSTEINSDÓTTIR Helga-Margrét | ISL | 15 NOV 1991 | 8 | 0.178 | 14.36 | 928 |
| 2 | 1333 | SAVITSKAYA Kristina | RUS | 10 JUN 1991 | 5 | 0.224 | 14.38 | 925 |
| 3 | 1177 | SCHÄFER Carolin | GER | 5 DEC 1991 | 4 | 0.141 | 14.45 | 916 |
| 4 | 1384 | LINDE Frida | SWE | 19 SEP 1990 | 6 | 0.174 | 14.55 | 902 |
| 5 | 1265 | HAARKLAU Katrine | NOR | 21 FEB 1991 | 3 | 0.193 | 14.59 | 897 |
| 6 | 1317 | BLANK Anna | RUS | 12 JAN 1990 | 7 | 0.188 | 14.87 | 859 |
| 7 | 1066 | KLAUP Mari | EST | 27 FEB 1990 | 2 | 0.236 | 14.97 | 846 |

100m Hurdles Women
Final

25 JUL 2009 / 16:30

Wind: +1.6 m/s

| Rank | Bib | Name | Nat | Date of Birth | Lane | Reaction time | Result |
|------|------|---------------------|-----|---------------|------|---------------|--------|
| 1 | 1020 | ZAGRÉ Anne | BEL | 13 MAR 1990 | 5 | 0.169 | 13.21 |
| 2 | 1272 | PEDERSEN Isabelle | NOR | 27 JAN 1992 | 6 | 0.149 | 13.49 |
| 3 | 1111 | TOURE Yariatou | FRA | 27 DEC 1990 | 4 | 0.135 | 13.52 |
| 4 | 1023 | ARTYUKH Katsiaryna | BLR | 14 JAN 1991 | 3 | 0.192 | 13.71 |
| 5 | 1178 | SCHÖCKEL Carina | GER | 9 JAN 1991 | 7 | 0.160 | 13.92 |
| 6 | 1099 | JEAN-FRANCOIS Karen | FRA | 25 JAN 1990 | 2 | 0.215 | 13.98 |
| 7 | 1045 | OGRODNIKOVA Nikol | CZE | 18 AUG 1990 | 1 | 0.211 | 14.03 |
| | 1011 | CLAES Hanne | BEL | 4 AUG 1991 | 8 | 0.173 | DNF |

400m Hurdles Women
Round 1

25 JUL 2009 / 14:50

| Rank | Bib | Name | Nat | Date of Birth | Lane | Result |
|------|------|----------------------|-----|---------------|------|------------|
| 1 | 1171 | MÜLLER Inga | GER | 2 JAN 1990 | 4 | 57.81 Q |
| 2 | 1148 | BORK Anja | GER | 7 AUG 1990 | 6 | 58.45 Q |
| 3 | 1347 | ANDRIC Mila | SRB | 1 MAR 1990 | 6 | 58.66 Q PB |
| 4 | 1023 | ARTYUKH Katsiaryna | BLR | 14 JAN 1991 | 3 | 58.79 Q |
| 5 | 1079 | MILLARD Emma | FIN | 10 AUG 1990 | 7 | 58.88 Q |
| 6 | 1165 | KLOPSCH Christiane | GER | 21 AUG 1990 | 5 | 59.28 q |
| 7 | 1128 | OKORO Ese | GBR | 4 JUL 1990 | 4 | 59.49 q PB |
| 8 | 1116 | BOUCHARD Lauren | GBR | 21 APR 1991 | 7 | 59.84 Q |
| 9 | 1017 | RAES Jessie | BEL | 31 JAN 1990 | 2 | 59.92 SB |
| 10 | 1100 | JOVIEN Laetitia | FRA | 3 NOV 1991 | 6 | 1:00.07 |
| 11 | 1262 | DALEN Tine Teigene | NOR | 2 NOV 1990 | 3 | 1:00.87 |
| 12 | 1053 | BERGARA Larraitz | ESP | 2 JUN 1990 | 2 | 1:01.00 |
| 13 | 1381 | GRANQVIST Emilia | SWE | 27 MAR 1990 | 3 | 1:01.02 |
| 14 | 1233 | VITALE Ilaria | ITA | 25 MAY 1990 | 2 | 1:01.10 |
| 15 | 1236 | VELVERE Liga | LAT | | 5 | 1:01.21 |
| 16 | 1108 | SINGAMALUM Celie | FRA | 2 JUL 1990 | 4 | 1:02.46 |
| 17 | 1405 | YILDIRIM Elif | TUR | 11 FEB 1990 | 7 | 1:02.62 |
| 18 | 1238 | JASINSKAITE Kristina | LTU | 13 APR 1990 | 5 | 1:02.77 |

Results

400m Hurdles Women
Round 1 Heat 1 (3)

25 JUL 2009 / 14:50

| Rank | Bib | Name | Nat | Date of Birth | Lane | Reaction time | Result |
|------|------|--------------------|-----|---------------|------|---------------|------------|
| 1 | 1347 | ANDRIC Mila | SRB | 1 MAR 1990 | 6 | 0.263 | 58.66 Q PB |
| 2 | 1079 | MILLARD Emma | FIN | 10 AUG 1990 | 7 | 0.199 | 58.88 Q |
| 3 | 1165 | KLOPSCH Christiane | GER | 21 AUG 1990 | 5 | 0.215 | 59.28 q |
| 4 | 1128 | OKORO Ese | GBR | 4 JUL 1990 | 4 | 0.186 | 59.49 q PB |
| 5 | 1017 | RAES Jessie | BEL | 31 JAN 1990 | 2 | 0.171 | 59.92 SB |
| 6 | 1381 | GRANQVIST Emilia | SWE | 27 MAR 1990 | 3 | 0.198 | 1:01.02 |

400m Hurdles Women
Round 1 Heat 2 (3)

25 JUL 2009 / 14:57

| Rank | Bib | Name | Nat | Date of Birth | Lane | Reaction time | Result |
|------|------|--------------------|-----|---------------|------|---------------|---------|
| 1 | 1171 | MÜLLER Inga | GER | 2 JAN 1990 | 4 | 0.297 | 57.81 Q |
| 2 | 1116 | BOUCHARD Lauren | GBR | 21 APR 1991 | 7 | 0.234 | 59.84 Q |
| 3 | 1100 | JOVIEN Laetitia | FRA | 3 NOV 1991 | 6 | 0.248 | 1:00.07 |
| 4 | 1262 | DALEN Tine Teigene | NOR | 2 NOV 1990 | 3 | 0.181 | 1:00.87 |
| 5 | 1053 | BERGARA Larraitz | ESP | 2 JUN 1990 | 2 | 0.155 | 1:01.00 |
| 6 | 1236 | VELVERE Liga | LAT | | 5 | 0.216 | 1:01.21 |

400m Hurdles Women
Round 1 Heat 3 (3)

25 JUL 2009 / 15:04

| Rank | Bib | Name | Nat | Date of Birth | Lane | Reaction time | Fn | Result |
|------|------|----------------------|-----|---------------|------|---------------|----|---------|
| 1 | 1148 | BORK Anja | GER | 7 AUG 1990 | 6 | 0.260 | | 58.45 Q |
| 2 | 1023 | ARTYUKH Katsiaryna | BLR | 14 JAN 1991 | 3 | 0.220 | | 58.79 Q |
| 3 | 1233 | VITALE Ilaria | ITA | 25 MAY 1990 | 2 | 0.245 | | 1:01.10 |
| 4 | 1108 | SINGAMALUM Celie | FRA | 2 JUL 1990 | 4 | 0.343 | | 1:02.46 |
| 5 | 1405 | YILDIRIM Elif | TUR | 11 FEB 1990 | 7 | 0.234 | | 1:02.62 |
| 6 | 1238 | JASINSKAITE Kristina | LTU | 13 APR 1990 | 5 | 0.262 | F1 | 1:02.77 |

Qualified: First 2 in each heat (Q) and 2 best performers (q) advance to the Final

Results

Heptathlon

High Jump Women - Heptathlon

25 JUL 2009 / 10:30

| Rank | Bib | Name | Nat | Date of Birth | Order | Result | Points |
|------|------|--------------------------------|-----|---------------|-------|--------|---------|
| 1 | 1246 | BROERSEN Nadine | NED | 29 APR 1990 | 4 | 1.75 | 916 |
| 1 | 1042 | CACHOVÁ Katerina | CZE | 26 FEB 1990 | 5 | 1.75 | 916 |
| 1 | 1367 | SPRUNGER Léa | SUI | 5 MAR 1990 | 2 | 1.75 | 916 |
| 4 | 1136 | THOMPSON Katarina | GBR | 9 JAN 1993 | 6 | 1.75 | 916 |
| 5 | 1066 | KLAUP Mari | EST | 27 FEB 1990 | 5 | 1.75 | 916 |
| 6 | 1101 | LE FOLL Gaëlle | FRA | 27 APR 1991 | 7 | 1.75 | 916 |
| 6 | 1214 | THORSTEINSDÓTTIR Helga-Margrét | ISL | 15 NOV 1991 | 4 | 1.75 | 916 =PB |
| 8 | 1177 | SCHÄFER Carolin | GER | 5 DEC 1991 | 10 | 1.69 | 842 |
| 9 | 1317 | BLANK Anna | RUS | 12 JAN 1990 | 6 | 1.69 | 842 PB |
| 10 | 1252 | SCHIPPERS Dafne | NED | 15 JUN 1992 | 3 | 1.69 | 842 PB |
| 11 | 1333 | SAVITSKAYA Kristina | RUS | 10 JUN 1991 | 7 | 1.69 | 842 |
| 12 | 1384 | LINDE Frida | SWE | 19 SEP 1990 | 8 | 1.69 | 842 =SB |
| 13 | 1314 | AFONINA Irina | RUS | 19 JAN 1990 | 9 | 1.66 | 806 |
| 14 | 1004 | EGARTER Lisa | AUT | 1 MAY 1991 | 1 | 1.66 | 806 |
| 14 | 1181 | SKWORZOW Ina Tabea | GER | 9 APR 1991 | 3 | 1.66 | 806 |
| 16 | 1388 | NYBÄCK Andrea | SWE | 16 MAY 1990 | 9 | 1.63 | 771 |
| 16 | 1368 | ZELTNER Michelle | SUI | 22 DEC 1991 | 8 | 1.63 | 771 |
| 18 | 1015 | DE WAEL Els | BEL | 15 MAY 1990 | 1 | 1.60 | 736 =SB |
| 19 | 1265 | HAARKLAU Katrine | NOR | 21 FEB 1991 | 10 | 1.57 | 701 SB |
| 19 | 1363 | MARCIELLO Patricia | SUI | 9 FEB 1990 | 2 | 1.57 | 701 |

| | | | 1.45 | 1.48 | 1.51 | 1.54 | 1.57 | 1.60 | 1.63 | 1.66 | 1.69 | 1.72 | 1.75 | 1.78 |
|----|------|--------------------|------|------|------|------|------|------|------|------|------|------|------|------|
| 1 | 1246 | BROERSEN Nadine | - | - | - | - | - | - | 0 | 0 | 0 | xo | o | xxx |
| 1 | 1042 | CACHOVÁ Katerina | - | - | - | - | o | - | o | - | o | xo | o | xxx |
| 1 | 1367 | SPRUNGER Léa | - | - | - | - | - | - | o | o | o | xo | o | xxx |
| 4 | 1136 | THOMPSON Katarina | - | - | - | - | - | - | - | - | - | xxxo | o | xxx |
| 5 | 1066 | KLAUP Mari | - | - | - | - | o | o | o | o | o | xo | xo | xxx |
| 6 | 1101 | LE FOLL Gaëlle | - | - | - | - | - | o | o | o | xo | o | xxo | xxx |
| 6 | 1214 | THORSTEINSDÓTTIR H | - | - | - | - | o | - | o | o | o | xo | xxo | xxx |
| 8 | 1177 | SCHÄFER Carolin | - | - | - | - | - | o | o | o | o | xxx | o | o |
| 9 | 1317 | BLANK Anna | - | - | o | o | o | o | xo | o | o | xxx | o | o |
| 10 | 1252 | SCHIPPERS Dafne | - | - | - | - | - | xxo | o | o | o | xxx | o | o |
| 11 | 1333 | SAVITSKAYA K | - | - | - | - | o | o | o | o | xxo | xxx | o | o |
| 12 | 1384 | LINDE Frida | - | - | - | o | o | xo | o | o | xxo | xxx | o | o |
| 13 | 1314 | AFONINA Irina | - | - | - | o | o | o | o | o | xxx | o | o | o |
| 14 | 1004 | EGARTER Lisa | - | - | - | - | - | - | xo | xo | xxx | o | o | o |
| 14 | 1181 | SKWORZOW Ina Tabea | - | - | - | - | - | xo | o | xo | xxx | o | o | o |
| 16 | 1388 | NYBÄCK Andrea | - | - | - | o | xo | xo | o | xxx | o | o | o | o |
| 16 | 1368 | ZELTNER Michelle | - | - | - | xo | o | xo | o | xxx | o | o | o | o |
| 18 | 1015 | DE WAEL Els | o | o | xo | o | o | xxo | xxx | o | o | o | o | o |
| 19 | 1265 | HAARKLAU Katrine | o | - | o | xo | o | xxx | o | o | o | o | o | o |
| 19 | 1363 | MARCIELLO Patricia | - | - | xo | o | o | xxx | o | o | o | o | o | o |


Heptathlon

High Jump Women - Heptathlon Group A

25 JUL 2009 / 10:30

| Rank | Bib | Name | Nat | Date of Birth | Order | Result | Points |
|------|------|---------------------|-----|---------------|-------|--------|---------|
| 1 | 1246 | BROERSEN Nadine | NED | 29 APR 1990 | 4 | 1.75 | 916 |
| 1 | 1042 | CACHOVÁ Katerina | CZE | 26 FEB 1990 | 5 | 1.75 | 916 |
| 3 | 1317 | BLANK Anna | RUS | 12 JAN 1990 | 6 | 1.69 | 842 PB |
| 4 | 1252 | SCHIPPERS Dafne | NED | 15 JUN 1992 | 3 | 1.69 | 842 PB |
| 5 | 1333 | SAVITSKAYA Kristina | RUS | 10 JUN 1991 | 7 | 1.69 | 842 |
| 6 | 1384 | LINDE Frida | SWE | 19 SEP 1990 | 8 | 1.69 | 842 =SB |
| 7 | 1388 | NYBÄCK Andrea | SWE | 16 MAY 1990 | 9 | 1.63 | 771 |
| 8 | 1015 | DE WAEL Els | BEL | 15 MAY 1990 | 1 | 1.60 | 736 =SB |
| 9 | 1265 | HAARKLAU Katrine | NOR | 21 FEB 1991 | 10 | 1.57 | 701 SB |
| 9 | 1363 | MARCIELLO Patricia | SUI | 9 FEB 1990 | 2 | 1.57 | 701 |

INTERNET Service: www.european-athletics.org

Timing, Measurement and Data Service by  OMEGA

printed at SAT 25 JUL 2009 20:26

Page 24 of 31

Results

High Jump Women - Heptathlon Group A (cont.)

| High Jump Women - Heptathlon Group A | | 1.45 | 1.48 | 1.51 | 1.54 | 1.57 | 1.60 | 1.63 | 1.66 | 1.69 | 1.72 | 1.75 | 1.78 |
|--------------------------------------|-------------------------|------|------|------|------|------|------|------|------|------|------|------|------|
| 1 | 1246 BROERSEN Nadine | - | - | - | - | - | - | o | o | o | xo | o | xxx |
| 1 | 1042 CACHOVÁ Katerina | - | - | - | - | o | - | o | - | o | xo | o | xxx |
| 3 | 1317 BLANK Anna | - | - | - | o | o | o | o | xo | o | xxx | - | - |
| 4 | 1252 SCHIPPERS Dafne | - | - | - | - | - | xxo | o | o | o | xxx | - | - |
| 5 | 1333 SAVITSKAYA K | - | - | - | - | o | o | o | o | xxo | xxx | - | - |
| 6 | 1384 LINDE Frida | - | - | - | o | o | xo | o | o | xxo | xxx | - | - |
| 7 | 1388 NYBÄCK Andrea | - | - | - | o | xo | xo | o | xxx | - | - | - | - |
| 8 | 1015 DE WAEL Els | o | o | xo | o | o | xxo | xxx | - | - | - | - | - |
| 9 | 1265 HAARKLAU Katrine | o | - | o | xo | o | xxx | - | - | - | - | - | - |
| 9 | 1363 MARCIELLO Patricia | - | - | xo | o | o | xxx | - | - | - | - | - | - |

Heptathlon

High Jump Women - Heptathlon Group B 25 JUL 2009 / 10:30

| Rank | Bib | Name | Nat | Date of Birth | Order | Result | Points |
|------|------|--------------------------------|-----|---------------|-------|--------|---------|
| 1 | 1367 | SPRUNGER Léa | SUI | 5 MAR 1990 | 2 | 1.75 | 916 |
| 2 | 1136 | THOMPSON Katarina | GBR | 9 JAN 1993 | 6 | 1.75 | 916 |
| 3 | 1066 | KLAUP Mari | EST | 27 FEB 1990 | 5 | 1.75 | 916 |
| 4 | 1101 | LE FOLL Gaelle | FRA | 27 APR 1991 | 7 | 1.75 | 916 |
| 4 | 1214 | THORSTEINSDÓTTIR Helga-Margrét | ISL | 15 NOV 1991 | 4 | 1.75 | 916 =PB |
| 6 | 1177 | SCHÄFER Carolin | GER | 5 DEC 1991 | 10 | 1.69 | 842 |
| 7 | 1314 | AFONINA Irina | RUS | 19 JAN 1990 | 9 | 1.66 | 806 |
| 8 | 1004 | EGARTER Lisa | AUT | 1 MAY 1991 | 1 | 1.66 | 806 |
| 8 | 1181 | SKWORZOW Ina Tabea | GER | 9 APR 1991 | 3 | 1.66 | 806 |
| 10 | 1368 | ZELTNER Michelle | SUI | 22 DEC 1991 | 8 | 1.63 | 771 |

| | | 1.45 | 1.48 | 1.51 | 1.54 | 1.57 | 1.60 | 1.63 | 1.66 | 1.69 | 1.72 | 1.75 | 1.78 |
|----|-------------------------|------|------|------|------|------|------|------|------|------|------|------|------|
| 1 | 1367 SPRUNGER Léa | - | - | - | - | - | - | o | o | o | xo | o | xxx |
| 2 | 1136 THOMPSON Katarina | - | - | - | - | - | - | - | o | - | xxo | o | xxx |
| 3 | 1066 KLAUP Mari | - | - | - | - | - | o | o | o | o | xo | xo | xxx |
| 4 | 1101 LE FOLL Gaelle | - | - | - | - | - | o | o | o | xo | o | xxo | xxx |
| 4 | 1214 THORSTEINSDÓTTIR H | - | - | - | - | o | - | o | o | o | xo | xxo | xxx |
| 6 | 1177 SCHÄFER Carolin | - | - | - | - | - | - | o | o | o | xxx | - | - |
| 7 | 1314 AFONINA Irina | - | - | - | o | o | o | o | o | xxx | - | - | - |
| 8 | 1004 EGARTER Lisa | - | - | - | - | - | - | xo | xo | xxx | - | - | - |
| 8 | 1181 SKWORZOW Ina Tabea | - | - | - | - | - | xo | o | xo | xxx | - | - | - |
| 10 | 1368 ZELTNER Michelle | - | - | - | xo | o | xo | o | xxx | - | - | - | - |

Pole Vault Women

Final 25 JUL 2009 / 15:30

| Rank | Bib | Name | Nat | Date of Birth | Order | Result |
|------|------|------------------------|-----|---------------|-------|----------|
| 1 | 1179 | SCHULTZE Martina | GER | 12 SEP 1990 | 7 | 4.20 |
| 2 | 1321 | KOLESOVA Yekaterina | RUS | 4 SEP 1990 | 1 | 4.10 |
| 3 | 1048 | HOLM Caroline Bonde | DEN | 19 JUL 1990 | 6 | 4.10 |
| 4 | 1279 | FRACKOWIAK Olga | POL | 14 FEB 1990 | 5 | 4.10 =PB |
| 5 | 1390 | OLSEN Petra | SWE | 2 OCT 1990 | 9 | 4.00 |
| 5 | 1040 | ZAHARIÁDI Mariánna | CYP | 25 FEB 1990 | 11 | 4.00 |
| 7 | 1247 | GROOT Denise | NED | 26 MAY 1990 | 8 | 4.00 |
| 8 | 1193 | MÁNOU Loréla-Anastasia | GRE | 20 DEC 1990 | 10 | 3.90 |
| 9 | 1285 | KOLASA Agnieszka | POL | 20 MAY 1992 | 2 | 3.90 |
| 10 | 1131 | SCOTT Sally | GBR | 12 APR 1991 | 12 | 3.80 |
| 11 | 1146 | BENNER Natascha | GER | 1 JAN 1990 | 4 | 3.80 |
| | 1049 | HØGH-PEDERSEN Iben | DEN | 14 AUG 1990 | 3 | NM |

Results

Final (cont.)

| Final | | 3.80 | 3.90 | 4.00 | 4.10 | 4.20 | 4.30 |
|-------|-------------------------|------|------|------|------|------|------|
| 1 | 1179 SCHULTZE Martina | - | o | - | o | xxo | xxx |
| 2 | 1321 KOLESOVA Y | o | - | o | o | xxx | |
| 3 | 1048 HOLM C | xo | - | xo | o | xxx | |
| 4 | 1279 FRACKOWIAK Olga | o | o | o | xxo | xxx | |
| 5 | 1390 OLSEN Petra | o | o | o | xxx | | |
| 5 | 1040 ZAHARIÁDI Mariánna | - | - | o | xxx | | |
| 7 | 1247 GROOT Denise | - | - | xo | xxx | | |
| 8 | 1193 MÁNOU L | o | xo | xxx | | | |
| 9 | 1285 KOLASA Agnieszka | xo | xxo | xxx | | | |
| 10 | 1131 SCOTT Sally | o | xxx | | | | |
| 11 | 1146 BENNER Natascha | xxo | xxx | | | | |
| | 1049 HØGH-PEDERSEN Iben | xxx | | | | | |

Heptathlon


Shot Put Women - Heptathlon

25 JUL 2009 / 15:50

| Rank | Bib | Name | Nat | Date of Birth | Order | Result | Points |
|------|------|--------------------------------|-----|---------------|-------|--------|--------|
| 1 | 1214 | THORSTEINSDÓTTIR Helga-Margrét | ISL | 15 NOV 1991 | 8 | 14.24 | 810 PB |
| 2 | 1314 | AFONINA Irina | RUS | 19 JAN 1990 | 4 | 12.91 | 721 |
| 3 | 1015 | DE WAEL Els | BEL | 15 MAY 1990 | 5 | 12.87 | 719 PB |
| 4 | 1177 | SCHÄFER Carolin | GER | 5 DEC 1991 | 9 | 12.72 | 709 PB |
| 5 | 1333 | SAVITSKAYA Kristina | RUS | 10 JUN 1991 | 1 | 12.27 | 679 PB |
| 6 | 1367 | SPRUNGER Léa | SUI | 5 MAR 1990 | 2 | 12.21 | 675 |
| 7 | 1384 | LINDE Frida | SWE | 19 SEP 1990 | 9 | 12.18 | 673 PB |
| 8 | 1252 | SCHIPPERS Dafne | NED | 15 JUN 1992 | 3 | 12.01 | 662 PB |
| 9 | 1181 | SKWORZOW Ina Tabea | GER | 9 APR 1991 | 7 | 11.98 | 660 PB |
| 10 | 1368 | ZELTNER Michelle | SUI | 22 DEC 1991 | 6 | 11.54 | 631 |
| 11 | 1265 | HAARKLAU Katrine | NOR | 21 FEB 1991 | 3 | 11.24 | 611 |
| 12 | 1004 | EGARTER Lisa | AUT | 1 MAY 1991 | 2 | 11.21 | 609 |
| 13 | 1101 | LE FOLL Gaelle | FRA | 27 APR 1991 | 1 | 11.17 | 606 |
| 14 | 1317 | BLANK Anna | RUS | 12 JAN 1990 | 4 | 11.16 | 606 |
| 15 | 1042 | CACHOVÁ Katerina | CZE | 26 FEB 1990 | 10 | 11.11 | 602 |
| 16 | 1363 | MARCIELLO Patricia | SUI | 9 FEB 1990 | 10 | 11.04 | 598 |
| 17 | 1246 | BROERSEN Nadine | NED | 29 APR 1990 | 8 | 11.02 | 596 |
| 18 | 1388 | NYBÄCK Andrea | SWE | 16 MAY 1990 | 7 | 10.86 | 586 PB |
| 19 | 1066 | KLAUP Mari | EST | 27 FEB 1990 | 5 | 10.65 | 572 |
| 20 | 1136 | THOMPSON Katarina | GBR | 9 JAN 1993 | 6 | 10.19 | 542 PB |

| | 1 | 2 | 3 | |
|----|-------------------------|-------|-------|-------|
| 1 | 1214 THORSTEINSDÓTTIR H | 13.56 | 14.24 | x |
| 2 | 1314 AFONINA Irina | 12.57 | 12.91 | 12.68 |
| 3 | 1015 DE WAEL Els | 11.69 | 11.59 | 12.87 |
| 4 | 1177 SCHÄFER Carolin | 12.72 | 12.15 | x |
| 5 | 1333 SAVITSKAYA K | 12.27 | 11.91 | 11.91 |
| 6 | 1367 SPRUNGER Léa | 11.93 | 11.95 | 12.21 |
| 7 | 1384 LINDE Frida | 12.18 | 11.72 | 11.45 |
| 8 | 1252 SCHIPPERS Dafne | 11.79 | 12.01 | 11.65 |
| 9 | 1181 SKWORZOW Ina Tabea | 11.98 | 11.70 | 11.78 |
| 10 | 1368 ZELTNER Michelle | 11.33 | 11.54 | 11.51 |
| 11 | 1265 HAARKLAU Katrine | x | 11.24 | x |
| 12 | 1004 EGARTER Lisa | 11.21 | 10.96 | 10.87 |
| 13 | 1101 LE FOLL Gaelle | x | x | 11.17 |
| 14 | 1317 BLANK Anna | 11.16 | 10.34 | 11.08 |
| 15 | 1042 CACHOVÁ Katerina | 10.96 | 10.33 | 11.11 |
| 16 | 1363 MARCIELLO Patricia | x | 11.04 | 10.70 |
| 17 | 1246 BROERSEN Nadine | 8.29 | 11.02 | 10.37 |
| 18 | 1388 NYBÄCK Andrea | 10.86 | 9.73 | 10.18 |
| 19 | 1066 KLAUP Mari | 9.81 | 10.58 | 10.65 |
| 20 | 1136 THOMPSON Katarina | 10.19 | 9.57 | 9.88 |

INTERNET Service: www.european-athletics.org

Timing, Measurement and Data Service by  OMEGA

printed at SAT 25 JUL 2009 20:26

Page 26 of 31

Results

Heptathlon
Shot Put Women - Heptathlon Group A 25 JUL 2009 / 15:50

| Rank | Bib | Name | Nat | Date of Birth | Order | Result | Points |
|------|------|-------------------|-----|---------------|-------|--------|--------|
| 1 | 1384 | LINDE Frida | SWE | 19 SEP 1990 | 9 | 12.18 | 673 PB |
| 2 | 1252 | SCHIPPERS Dafne | NED | 15 JUN 1992 | 3 | 12.01 | 662 PB |
| 3 | 1004 | EGARTER Lisa | AUT | 1 MAY 1991 | 2 | 11.21 | 609 |
| 4 | 1101 | LE FOLL Gaelle | FRA | 27 APR 1991 | 1 | 11.17 | 606 |
| 5 | 1317 | BLANK Anna | RUS | 12 JAN 1990 | 4 | 11.16 | 606 |
| 6 | 1042 | CACHOVÁ Katerina | CZE | 26 FEB 1990 | 10 | 11.11 | 602 |
| 7 | 1246 | BROERSEN Nadine | NED | 29 APR 1990 | 8 | 11.02 | 596 |
| 8 | 1388 | NYBÄCK Andrea | SWE | 16 MAY 1990 | 7 | 10.86 | 586 PB |
| 9 | 1066 | KLAUP Mari | EST | 27 FEB 1990 | 5 | 10.65 | 572 |
| 10 | 1136 | THOMPSON Katarina | GBR | 9 JAN 1993 | 6 | 10.19 | 542 PB |

| | 1 | 2 | 3 | |
|----|------------------------|-------|-------|-------|
| 1 | 1384 LINDE Frida | 12.18 | 11.72 | 11.45 |
| 2 | 1252 SCHIPPERS Dafne | 11.79 | 12.01 | 11.65 |
| 3 | 1004 EGARTER Lisa | 11.21 | 10.96 | 10.87 |
| 4 | 1101 LE FOLL Gaelle | x | x | 11.17 |
| 5 | 1317 BLANK Anna | 11.16 | 10.34 | 11.08 |
| 6 | 1042 CACHOVÁ Katerina | 10.96 | 10.33 | 11.11 |
| 7 | 1246 BROERSEN Nadine | 8.29 | 11.02 | 10.37 |
| 8 | 1388 NYBÄCK Andrea | 10.86 | 9.73 | 10.18 |
| 9 | 1066 KLAUP Mari | 9.81 | 10.58 | 10.65 |
| 10 | 1136 THOMPSON Katarina | 10.19 | 9.57 | 9.88 |

Heptathlon
Shot Put Women - Heptathlon Group B 25 JUL 2009 / 15:50

| Rank | Bib | Name | Nat | Date of Birth | Order | Result | Points |
|------|------|--------------------------------|-----|---------------|-------|--------|--------|
| 1 | 1214 | THORSTEINSDÓTTIR Helga-Margrét | ISL | 15 NOV 1991 | 8 | 14.24 | 810 PB |
| 2 | 1314 | AFONINA Irina | RUS | 19 JAN 1990 | 4 | 12.91 | 721 |
| 3 | 1015 | DE WAEL Els | BEL | 15 MAY 1990 | 5 | 12.87 | 719 PB |
| 4 | 1177 | SCHÄFER Carolin | GER | 5 DEC 1991 | 9 | 12.72 | 709 PB |
| 5 | 1333 | SAVITSKAYA Kristina | RUS | 10 JUN 1991 | 1 | 12.27 | 679 PB |
| 6 | 1367 | SPRUNGER Léa | SUI | 5 MAR 1990 | 2 | 12.21 | 675 |
| 7 | 1181 | SKWORZOW Ina Tabea | GER | 9 APR 1991 | 7 | 11.98 | 660 PB |
| 8 | 1368 | ZELTNER Michelle | SUI | 22 DEC 1991 | 6 | 11.54 | 631 |
| 9 | 1265 | HAARKLAU Katrine | NOR | 21 FEB 1991 | 3 | 11.24 | 611 |
| 10 | 1363 | MARCIELLO Patricia | SUI | 9 FEB 1990 | 10 | 11.04 | 598 |

| | 1 | 2 | 3 | |
|----|-------------------------|-------|-------|-------|
| 1 | 1214 THORSTEINSDÓTTIR H | 13.56 | 14.24 | x |
| 2 | 1314 AFONINA Irina | 12.57 | 12.91 | 12.68 |
| 3 | 1015 DE WAEL Els | 11.69 | 11.59 | 12.87 |
| 4 | 1177 SCHÄFER Carolin | 12.72 | 12.15 | x |
| 5 | 1333 SAVITSKAYA K | 12.27 | 11.91 | 11.91 |
| 6 | 1367 SPRUNGER Léa | 11.93 | 11.95 | 12.21 |
| 7 | 1181 SKWORZOW Ina Tabea | 11.98 | 11.70 | 11.78 |
| 8 | 1368 ZELTNER Michelle | 11.33 | 11.54 | 11.51 |
| 9 | 1265 HAARKLAU Katrine | x | 11.24 | x |
| 10 | 1363 MARCIELLO Patricia | x | 11.04 | 10.70 |

Results

**Discus Women
Qualification**

25 JUL 2009 / 9:30

| Rank | Bib | Name | Nat | Date of Birth | Order | Result | |
|------|------|--------------------------|-----|---------------|-------|--------|----|
| 1 | 1034 | PERKOVIC Sandra | CRO | 21 JUN 1990 | 3 | 56.19 | Q |
| 2 | 1156 | FISCHER Julia | GER | 1 APR 1990 | 2 | 52.85 | Q |
| 3 | 1412 | KURYLO Yuliya | UKR | 3 JUL 1991 | 9 | 51.30 | Q |
| 4 | 1410 | KOSHKARYOVA Mariya | UKR | 24 MAR 1990 | 7 | 50.81 | Q |
| 5 | 1299 | RODRIGUES Irina | POR | 5 FEB 1991 | 11 | 50.20 | Q |
| 6 | 1149 | BORMANN Antje | GER | 24 SEP 1991 | 1 | 50.17 | Q |
| 7 | 1328 | MALTSEVA Yuliya | RUS | 30 NOV 1990 | 3 | 48.79 | |
| 8 | 1373 | ANDERSSON Sandra | SWE | 25 MAR 1990 | 11 | 48.45 | PB |
| 9 | 1192 | ANAGNOSTOPOULOU Hristina | GRE | 27 AUG 1991 | 8 | 48.42 | |
| 10 | 1202 | OZORAI Jenny | HUN | 3 DEC 1990 | 4 | 48.37 | SB |
| 11 | 1288 | OGÓREK Izabela | POL | 24 APR 1991 | 1 | 47.17 | |
| 12 | 1379 | ERLANDSSON Hanna | SWE | 29 APR 1990 | 4 | 47.09 | |
| 13 | 1071 | HIRVONEN Katri | FIN | 25 JUN 1990 | 2 | 46.67 | |
| 14 | 1189 | WEDER Maylin | GER | 27 FEB 1991 | 8 | 46.38 | |
| 15 | 1044 | KUBELOVÁ Jitka | CZE | 2 OCT 1991 | 5 | 45.79 | |
| 16 | 1102 | MARCADET Anaïs | FRA | 6 APR 1991 | 12 | 45.28 | |
| 17 | 1273 | RAAD Trude | NOR | 27 APR 1990 | 9 | 44.81 | |
| 18 | 1142 | RIGISHVILI Salome | GEO | 26 JAN 1990 | 10 | 44.63 | |
| 19 | 1403 | TÜRK Semra | TUR | 1990 | 5 | 44.54 | |
| 20 | 1382 | GUNNARSSON Matilda | SWE | 25 JAN 1990 | 7 | 44.25 | |
| 21 | 1037 | LADA Androniki | CYP | 19 APR 1991 | 6 | 43.92 | |
| 22 | 1117 | BROWN Shaunagh | GBR | 15 MAR 1990 | 10 | 43.78 | |
| | 1030 | NANEVA Grigoria | BUL | 11 SEP 1991 | 6 | NM | |

1 2 3

| | | | | | |
|----|------|--------------------|-------|-------|-------|
| 1 | 1034 | PERKOVIC Sandra | x | 56.19 | |
| 2 | 1156 | FISCHER Julia | 52.85 | | |
| 3 | 1412 | KURYLO Yuliya | 46.03 | 51.30 | |
| 4 | 1410 | KOSHKARYOVA Mariya | 50.81 | | |
| 5 | 1299 | RODRIGUES Irina | 50.20 | | |
| 6 | 1149 | BORMANN Antje | 50.17 | | |
| 7 | 1328 | MALTSEVA Yuliya | 46.01 | 46.71 | 48.79 |
| 8 | 1373 | ANDERSSON Sandra | 46.13 | 47.47 | 48.45 |
| 9 | 1192 | ANAGNOSTOPOULOU H | 43.06 | 46.44 | 48.42 |
| 10 | 1202 | OZORAI Jenny | x | 46.95 | 48.37 |
| 11 | 1288 | OGÓREK Izabela | x | 45.86 | 47.17 |
| 12 | 1379 | ERLANDSSON Hanna | 43.94 | x | 47.09 |
| 13 | 1071 | HIRVONEN Katri | 45.86 | 46.45 | 46.67 |
| 14 | 1189 | WEDER Maylin | 46.38 | x | 45.52 |
| 15 | 1044 | KUBELOVÁ Jitka | 45.15 | 45.79 | x |
| 16 | 1102 | MARCADET Anaïs | x | 45.28 | x |
| 17 | 1273 | RAAD Trude | x | 44.81 | x |
| 18 | 1142 | RIGISHVILI Salome | 43.24 | x | 44.63 |
| 19 | 1403 | TÜRK Semra | 44.51 | 44.54 | 44.34 |
| 20 | 1382 | GUNNARSSON Matilda | 41.81 | 43.43 | 44.25 |
| 21 | 1037 | LADA Androniki | x | 40.50 | 43.92 |
| 22 | 1117 | BROWN Shaunagh | 42.28 | 41.71 | 43.78 |
| | 1030 | NANEVA Grigoria | x | x | x |

Results


Discus Women
Qualification Group A
25 JUL 2009 / 9:30

| Rank | Bib | Name | Nat | Date of Birth | Order | Result | | |
|------|------|--------------------|-----|---------------|-------|--------|-------|----|
| 1 | 1034 | PERKOVIC Sandra | CRO | 21 JUN 1990 | 3 | 56.19 | Q | |
| 2 | 1412 | KURYLO Yuliya | UKR | 3 JUL 1991 | 9 | 51.30 | Q | |
| 3 | 1149 | BORMANN Antje | GER | 24 SEP 1991 | 1 | 50.17 | Q | |
| 4 | 1373 | ANDERSSON Sandra | SWE | 25 MAR 1990 | 11 | 48.45 | q | PB |
| 5 | 1202 | OZORAI Jenny | HUN | 3 DEC 1990 | 4 | 48.37 | q | SB |
| 6 | 1071 | HIRVONEN Katri | FIN | 25 JUN 1990 | 2 | 46.67 | | |
| 7 | 1189 | WEDER Maylin | GER | 27 FEB 1991 | 8 | 46.38 | | |
| 8 | 1044 | KUBELOVÁ Jitka | CZE | 2 OCT 1991 | 5 | 45.79 | | |
| 9 | 1382 | GUNNARSSON Matilda | SWE | 25 JAN 1990 | 7 | 44.25 | | |
| 10 | 1037 | LADA Androniki | CYP | 19 APR 1991 | 6 | 43.92 | | |
| 11 | 1117 | BROWN Shaunagh | GBR | 15 MAR 1990 | 10 | 43.78 | | |
| | | | 1 | 2 | 3 | | | |
| 1 | 1034 | PERKOVIC Sandra | | | | 56.19 | | |
| 2 | 1412 | KURYLO Yuliya | | | | 51.30 | | |
| 3 | 1149 | BORMANN Antje | | | | 50.17 | | |
| 4 | 1373 | ANDERSSON Sandra | | | | 46.13 | | |
| 5 | 1202 | OZORAI Jenny | | | | 46.95 | 48.45 | |
| 6 | 1071 | HIRVONEN Katri | | | | 45.86 | 48.37 | |
| 7 | 1189 | WEDER Maylin | | | | 46.38 | 46.67 | |
| 8 | 1044 | KUBELOVÁ Jitka | | | | 45.15 | 45.52 | |
| 9 | 1382 | GUNNARSSON Matilda | | | | 41.81 | x | |
| 10 | 1037 | LADA Androniki | | | | 40.50 | 44.25 | |
| 11 | 1117 | BROWN Shaunagh | | | | 42.28 | 43.92 | |
| | | | | | | 41.71 | 43.78 | |

Discus Women
Qualification Group B
25 JUL 2009 / 10:40

| Rank | Bib | Name | Nat | Date of Birth | Order | Result | | |
|------|------|--------------------------|-----|---------------|-------|--------|-------|-------|
| 1 | 1156 | FISCHER Julia | GER | 1 APR 1990 | 2 | 52.85 | Q | |
| 2 | 1410 | KOSHKARYOVA Mariya | UKR | 24 MAR 1990 | 7 | 50.81 | Q | |
| 3 | 1299 | RODRIGUES Irina | POR | 5 FEB 1991 | 11 | 50.20 | Q | |
| 4 | 1328 | MALTSEVA Yuliya | RUS | 30 NOV 1990 | 3 | 48.79 | q | |
| 5 | 1192 | ANAGNOSTOPOULOU Hristina | GRE | 27 AUG 1991 | 8 | 48.42 | q | |
| 6 | 1288 | OGÓREK Izabela | POL | 24 APR 1991 | 1 | 47.17 | q | |
| 7 | 1379 | ERLANDSSON Hanna | SWE | 29 APR 1990 | 4 | 47.09 | q | |
| 8 | 1102 | MARCADET Anaïs | FRA | 6 APR 1991 | 12 | 45.28 | | |
| 9 | 1273 | RAAD Trude | NOR | 27 APR 1990 | 9 | 44.81 | | |
| 10 | 1142 | RIGISHVILI Salome | GEO | 26 JAN 1990 | 10 | 44.63 | | |
| 11 | 1403 | TÜRK Semra | TUR | 1990 | 5 | 44.54 | | |
| | 1030 | NANEVA Grigoria | BUL | 11 SEP 1991 | 6 | NM | | |
| | | | 1 | 2 | 3 | | | |
| 1 | 1156 | FISCHER Julia | | | | 52.85 | | |
| 2 | 1410 | KOSHKARYOVA Mariya | | | | 50.81 | | |
| 3 | 1299 | RODRIGUES Irina | | | | 50.20 | | |
| 4 | 1328 | MALTSEVA Yuliya | | | | 46.01 | 46.71 | 48.79 |
| 5 | 1192 | ANAGNOSTOPOULOU H | | | | 43.06 | 46.44 | 48.42 |
| 6 | 1288 | OGÓREK Izabela | | | | x | 45.86 | 47.17 |
| 7 | 1379 | ERLANDSSON Hanna | | | | 43.94 | x | 47.09 |
| 8 | 1102 | MARCADET Anaïs | | | | x | 45.28 | x |
| 9 | 1273 | RAAD Trude | | | | x | 44.81 | x |
| 10 | 1142 | RIGISHVILI Salome | | | | 43.24 | x | 44.63 |
| 11 | 1403 | TÜRK Semra | | | | 44.51 | 44.54 | 44.34 |
| | 1030 | NANEVA Grigoria | | | | x | x | x |

Qualified: qualifying perf. 50.00 (Q) or 12 best performers (q) to the advance to the Final

INTERNET Service: www.european-athletics.org
Timing, Measurement and Data Service by 

printed at SAT 25 JUL 2009 20:26

Page 29 of 31

Results
**Javelin Women
Qualification**
25 JUL 2009 / 11:50

| Rank | Bib | Name | Nat | Date of Birth | Order | Result |
|------|------|------------------------|-----|---------------|-------|-------------|
| 1 | 1287 | MOR Karolina | POL | 10 DEC 1991 | 14 | 53.63 Q |
| 2 | 1350 | JELACA Tatjana | SRB | 10 AUG 1990 | 3 | 53.29 Q |
| 3 | 1074 | KIISKI Sini | FIN | 5 APR 1990 | 17 | 53.22 Q SB |
| 4 | 1275 | THOMASSEN Adriana Haga | NOR | 18 DEC 1991 | 16 | 52.70 Q NJR |
| 5 | 1343 | KLARER REBEC Živa | SLO | 15 JUN 1990 | 6 | 51.81 Q |
| 6 | 1083 | UTRIAINEN Sanni | FIN | 5 FEB 1991 | 11 | 51.25 Q |
| 7 | 1070 | HINKKA Carita | FIN | 1 APR 1991 | 4 | 51.12 Q |
| 8 | 1028 | KULICH Sviatlana | BLR | 18 JUL 1990 | 13 | 50.31 Q |
| 9 | 1167 | KOPPLIN Sabine | GER | 23 NOV 1990 | 7 | 50.16 Q |
| 10 | 1334 | SUDARUSHKINA Viktoriya | RUS | 2 SEP 1990 | 8 | 49.72 |
| 11 | 1169 | MAYER Sarah | GER | 20 MAY 1991 | 12 | 48.71 |
| 12 | 1408 | HATSKO Hanna | UKR | 3 OCT 1990 | 5 | 46.46 |
| 13 | 1196 | YEORYÍEVA María | GRE | 17 MAR 1990 | 1 | 45.01 |
| 14 | 1050 | JENSEN Maria L. | DEN | 26 JUN 1990 | 15 | 44.99 |
| 15 | 1344 | LEBENICNIK Monika | SLO | 13 DEC 1992 | 10 | 42.89 |
| 16 | 1253 | SCHOL Lisanne | NED | 22 JUN 1991 | 9 | 38.56 |
| 17 | 1045 | OGRODNÍKOVÁ Nikol | CZE | 18 AUG 1990 | 2 | 38.50 |

1 2 3

| | | | | | |
|----|------|-------------------|-------|-------|-------|
| 1 | 1287 | MOR Karolina | 53.63 | | |
| 2 | 1350 | JELACA Tatjana | 47.48 | 53.29 | |
| 3 | 1074 | KIISKI Sini | 47.76 | 53.22 | |
| 4 | 1275 | THOMASSEN A | 52.70 | | |
| 5 | 1343 | KLARER REBEC Živa | 51.81 | | |
| 6 | 1083 | UTRIAINEN Sanni | 48.03 | 51.25 | |
| 7 | 1070 | HINKKA Carita | 51.12 | | |
| 8 | 1028 | KULICH Sviatlana | 47.13 | 50.31 | |
| 9 | 1167 | KOPPLIN Sabine | x | 50.16 | |
| 10 | 1334 | SUDARUSHKINA V | 49.72 | x | 49.37 |
| 11 | 1169 | MAYER Sarah | 47.00 | 48.71 | 45.58 |
| 12 | 1408 | HATSKO Hanna | 46.46 | x | x |
| 13 | 1196 | YEORYÍEVA María | 42.48 | 42.75 | 45.01 |
| 14 | 1050 | JENSEN Maria L. | 43.81 | 44.99 | 43.08 |
| 15 | 1344 | LEBENICNIK Monika | 42.89 | x | 42.78 |
| 16 | 1253 | SCHOL Lisanne | 35.40 | 38.37 | 38.56 |
| 17 | 1045 | OGRODNÍKOVÁ Nikol | x | 38.50 | x |

Results

**Javelin Women
Qualification**

25 JUL 2009 / 11:50

| Rank | Bib | Name | Nat | Date of Birth | Order | Result |
|------|------|------------------------|-----|---------------|-------|-------------|
| 1 | 1287 | MOR Karolina | POL | 10 DEC 1991 | 14 | 53.63 Q |
| 2 | 1350 | JELACA Tatjana | SRB | 10 AUG 1990 | 3 | 53.29 Q |
| 3 | 1074 | KIISKI Sini | FIN | 5 APR 1990 | 17 | 53.22 Q SB |
| 4 | 1275 | THOMASSEN Adriana Haga | NOR | 18 DEC 1991 | 16 | 52.70 Q NJR |
| 5 | 1343 | KLARER REBEC Živa | SLO | 15 JUN 1990 | 6 | 51.81 Q |
| 6 | 1083 | UTRIAINEN Sanni | FIN | 5 FEB 1991 | 11 | 51.25 Q |
| 7 | 1070 | HINKKA Carita | FIN | 1 APR 1991 | 4 | 51.12 Q |
| 8 | 1028 | KULICH Sviatlana | BLR | 18 JUL 1990 | 13 | 50.31 Q |
| 9 | 1167 | KOPPLIN Sabine | GER | 23 NOV 1990 | 7 | 50.16 Q |
| 10 | 1334 | SUDARUSHKINA Viktoriya | RUS | 2 SEP 1990 | 8 | 49.72 q |
| 11 | 1169 | MAYER Sarah | GER | 20 MAY 1991 | 12 | 48.71 q |
| 12 | 1408 | HATSKO Hanna | UKR | 3 OCT 1990 | 5 | 46.46 q |
| 13 | 1196 | YEORYÍEVA María | GRE | 17 MAR 1990 | 1 | 45.01 |
| 14 | 1050 | JENSEN Maria L. | DEN | 26 JUN 1990 | 15 | 44.99 |
| 15 | 1344 | LEBENICNIK Monika | SLO | 13 DEC 1992 | 10 | 42.89 |
| 16 | 1253 | SCHOL Lisanne | NED | 22 JUN 1991 | 9 | 38.56 |
| 17 | 1045 | OGRODŃIKOVÁ Nikol | CZE | 18 AUG 1990 | 2 | 38.50 |

| | | | 1 | 2 | 3 |
|----|------|-------------------|-------|-------|-------|
| 1 | 1287 | MOR Karolina | 53.63 | | |
| 2 | 1350 | JELACA Tatjana | 47.48 | 53.29 | |
| 3 | 1074 | KIISKI Sini | 47.76 | 53.22 | |
| 4 | 1275 | THOMASSEN A | 52.70 | | |
| 5 | 1343 | KLARER REBEC Živa | 51.81 | | |
| 6 | 1083 | UTRIAINEN Sanni | 48.03 | 51.25 | |
| 7 | 1070 | HINKKA Carita | 51.12 | | |
| 8 | 1028 | KULICH Sviatlana | 47.13 | 50.31 | |
| 9 | 1167 | KOPPLIN Sabine | x | 50.16 | |
| 10 | 1334 | SUDARUSHKINA V | 49.72 | x | 49.37 |
| 11 | 1169 | MAYER Sarah | 47.00 | 48.71 | 45.58 |
| 12 | 1408 | HATSKO Hanna | 46.46 | x | x |
| 13 | 1196 | YEORYÍEVA María | 42.48 | 42.75 | 45.01 |
| 14 | 1050 | JENSEN Maria L. | 43.81 | 44.99 | 43.08 |
| 15 | 1344 | LEBENICNIK Monika | 42.89 | x | 42.78 |
| 16 | 1253 | SCHOL Lisanne | 35.40 | 38.37 | 38.56 |
| 17 | 1045 | OGRODŃIKOVÁ Nikol | x | 38.50 | x |

Qualified: qualifying perf. 50.00 (Q) or 12 best performers (q) to the advance to the Final