

## TABLE OF CONTENTS

## Roster

2-3 Roster

## Coaching Staff

4-7 Head Coach Will Muschamp  
 8 Jeff Choate (Special Teams Coord./OLB)  
 9 Tim Davis (OL)  
 10 D.J. Durkin (Defensive Coord./LB)  
 11 Brad Lawing (Asst. Head Coach/DL)  
 12 Derek Lewis (TE)  
 13 Brent Pease (Offensive Coord./QB)  
 14 Joker Phillips (Recruiting Coord./WR)  
 15 Travaris Robinson (DB)  
 16 Brian White (RB)  
 17 Jeff Dillman (Director of Strength & Cond.)  
 17 Support Staff

## 2013 Florida Gators

18-44 Returning Player Bios  
 44 2013 Signing Class  
 45-48 Newcomer Bios

## 2012 Season Review

49-58 Season Stats  
 59-65 Game-by-Game Review

## Championship History

66-68 National Championships  
 69-73 SEC Championships  
 74 Ring of Honor  
 75 Heisman Trophy Winners

## Honors

76-86 All-American Tradition  
 87-90 All-SEC Tradition  
 91-93 National Honors  
 94 Team Honors

## Gators in the NFL

95-96 All-Time NFL Gators  
 97 Gators in the Super Bowl, Pro Bowl  
 98 First-Round NFL Draft Picks  
 99-106 NFL Draft History

## QUICK FACTS

Location	Gainesville, Fla.
Enrollment	49,913
Founded	1853
Conference	Southeastern Conference
Colors	Orange (PMS 172) & Blue (PMS 287)
Nickname	Gators
President	Dr. J. Bernard Machen
Athletics Director	Jeremy N. Foley
Stadium (Capacity)	Ben Hill Griffin Stadium (88,548)
First Year of Football	1906
Overall Football Record	680-387-40 (106 years)
National Championships	3 ('96, '06, '08)
SEC Championships	8 ('91, '93, '94, '95, '96, '00, '06, '08)
Bowl Games	40 (20-20 record)
Head Coach	Will Muschamp, 3rd year
Career Record	18-8
2012 Record	11-2
2012 SEC Record	7-1 (t-1st in SEC East)

## All-Time Results

107-114 Year-by-Year Scores  
 115-116 Year-by-Year Records  
 117 All-Time vs. Opponents  
 118-120 Series History vs. SEC, FSU, Miami  
 121-122 Ben Hill Griffin Stadium at Florida Field  
 123-127 Miscellaneous History  
 128-138 Bowl Game History

## Record Book

139-140 Year-by-Year Stats  
 141-144 Yearly Leaders  
 145 Bowl Records  
 146-148 Rushing  
 149-150 Passing  
 151-153 Receiving  
 153-154 Total Offense  
 155 Kicking  
 156 Returns, Scoring  
 157 Punting, Return Touchdowns  
 158-159 Defense  
 160 National and SEC Record Holders  
 161-164 Game Superlatives  
 165 UF Stat Champions  
 166 Team Records  
 167 Season Bests  
 168-170 Miscellaneous Charts  
 171-175 Assistant Coach History

## Letterwinners

176-183 All-Time Letterwinners

## Florida Athletics

184 Dr. J. Bernard Machen, UF President  
 185 Jeremy Foley, Athletics Director  
 186 Overall Athletic Success  
 187 The Gator Nation  
 188 Community Involvement  
 189 Two-Sport Athletes/Walk-Ons  
 190 Compliance Information, Gator Sports Network  
 191-192 Media Information  
 193 2013 Opponents  
 194-195 SEC Football Schedule  
 196 Index

## COMMUNICATIONS STAFF

<b>Dan Apple</b>	<b>Assistant Director (Football)</b>
Amanda Brooks	Assistant Director
Kathy Cafazzo	Associate Director
Norm Carlson	Assistant A.D./Historian
Scott Carter	Senior Writer
Fred Demarest	Assistant A.D., New Media & Strategic Comm.
Lisa Gallo	Intern
Chris Harry	Senior Writer
<b>John Hines</b>	<b>Associate Director (Football)</b>
Mary Howard	Associate A.D., Comm.
Robyn Jones	Intern
<b>Steve McClain</b>	<b>Associate A.D., Comm. (Football)</b>
Seth Medvin	Intern
Jenny Moss	Intern
Denver Parler	Assistant Director
Kelly Reynolds	Assistant Director
Jennifer Wagner	Coordinator
Dawn Zinsmaster	Executive Assistant

## 2013 SCHEDULE

## August

31 TOLEDO Gainesville, Fla.

## September

7 at Miami Miami Gardens, Fla.  
 14 Bye  
 21 TENNESSEE\* Gainesville, Fla.  
 28 at Kentucky\* Lexington, Ky.

## October

5 ARKANSAS\* Gainesville, Fla.  
 12 at LSU\* Baton Rouge, La.  
 19 at Missouri\* Columbia, Mo.  
 26 Bye

## November

2 vs. Georgia\* Jacksonville, Fla.  
 9 VANDERBILT\* (Homecoming) Gainesville, Fla.  
 16 at South Carolina\* Columbia, S.C.  
 23 GEORGIA SOUTHERN Gainesville, Fla.  
 30 FLORIDA STATE Gainesville, Fla.

## December

7 SEC Championship Atlanta, Ga.

\*Southeastern Conference Game

## CREDITS

The official 2013 University of Florida Football Media Guide has been published by the University Athletic Association, Inc. The guide has been produced by the UAA Communications Office. It is not for public sale or recruiting and is intended for media use only.

<b>Managing Director</b>	Dan Apple
<b>Assistant Editors</b>	Norm Carlson, John Hines, Megan Kramper, Steve McClain, Anthony Prisco, John Thomas, Jennifer Wagner, Kristin Watkins, Dawn Zinsmaster
<b>Typesetting and Design</b>	Dan Apple
<b>Printing</b>	Boyd Brothers Inc. (Panama City)
<b>Photography</b>	Jim Burgess, Tim Casey, Jay Metz, Jason Parkhurst, Bob Rosato, Dede Smith, UF News Bureau (Ray Carson), NFL Public Relations Departments, NFL Office, Getty Images, USA Today Images



NIKE is the authentic apparel and footwear of the University of Florida Football Program

**GATORZONE.COM**



@GatorZoneFB  
 @CoachWMuschamp  
 @GatorZoneNews  
 #ItsGreatUF



facebook.com/FloridaGators

## NUMERICAL ROSTER

#	Name	Pos.
1	Quinton Dunbar	WR
2	Dominique Easley	DL
3	Antonio Morrison	LB
4	Kyle Christy	P
4	Andre Debose	WR
4	Damien Jacobs	DL
5	Ahmad Fulwood	WR
5	Marcus Roberson	DB
6	Jeff Driskel	QB
6	Dante Fowler, Jr.	DL
7	Ronald Powell	DL
8	Jeremy Brown	DB
8	Trey Burton	WR
9	Jacob Guy	QB
9	Matt Rolin	LB
10	Tyler Murphy	QB
10	Valdez Showers	DB
11	Neiron Ball	LB
11	Demarcus Robinson	WR
12	Max Staver	QB
13	Daniel McMillian	LB
13	Latroy Pittman	WR
13	Christian Provancha	QB
14	Jaylen Watkins	DB
14	Chris Wilkes	QB
15	Ryan Parrish	WR
15	Loucheiz Purifoy	DB
16	Austin Hardin	K
16	Vernon Hargreaves, III	DB
17	Skyler Mornhinweg	QB
17	Jordan Sherit	DL
18	Kent Taylor	TE
19	Ryan McGriff	QB
20	Marcus Maye	DB
21	Jabari Gorman	DB
21	Kelvin Taylor	RB
22	Adam Lane	RB
22	Hugh Miles	RB
22	Evan Schroeder	WR
22	Nick Washington	DB
24	Matt Jones	RB
24	Brian Poole	DB
25	Gideon Ajagbe	FB
26	Marcell Harris	DB
27	Ben Peacock	DB
28	Jeremi Powell	LB
29	Rhaheim Ledbetter	FB
30	Tim Clark	DB
30	Michael McNeely	WR
31	Jacob Brandenburg	WR
31	Cody Riggs	DB
33	Mack Brown	RB
33	Chris Maignan	DB
34	Alex Anzalone	LB
35	Michael Iorio	DB
35	Johnny Townsend	P
36	David Campbell	LB
37	Mark Herndon	RB
38	Samuel Nowakowski	FB
39	Todd Fennell	P
40	Jarrad Davis	LB
40	Justin Vogel	P
41	Hunter Joyer	FB

#	Name	Pos.	Ht.	Wt.	Cl.	Hometown/High School/Previous School
53	Adams, Cody	LB	6-0	234	RSO	Ocala/North Marion
25	Ajagbe, Gideon	FB	6-2	243	RJR	Coconut Grove/Ransom Everglades
86	Andrades, Raphael	WR	6-0	191	SO	Tallahassee/Lincoln
34	Anzalone, Alex	LB	6-3	230	FR	Wyomissing, Pa./Wyomissing Area
89	Bailey, Alvin	WR	6-0	170	FR	Seffner/Armwood
11	Ball, Neiron	LB	6-3	235	RJR	Jackson, Ga./Jackson
99	Bostwick, Jay-nard	DL	6-4	291	FR	Port Saint Lucie/West Centennial
31	Brandenburg, Jacob	WR	6-2	191	FR	Gulfport/Shorecrest Prep
57	Brantley, Caleb	DL	6-3	3-4	FR	Crescent City/Crescent City
8	Brown, Jeremy	DB	5-10	185	RSR	Orlando/Boone
33	Brown, Mack	RB	5-11	215	RJR	Lithonia, Ga./King
74	Brown, Trenton	OL	6-8	363	JR	Albany, Ga./Westover/Georgia Military College
90	Bullard, Jonathan	DL	6-3	270	SO	Shelby, N.C./Crest Senior
88	Burton, Clay	TE	6-4	247	JR	Venice/Venice Senior
8	Burton, Trey	WR	6-2	224	SR	Venice/Venice Senior
36	Campbell, David	LB	6-0	218	RSR	Live Oak/Suwannee/UCF/Santa Fe
4	Christy, Kyle	P	6-3	196	JR	Brownsburg, Ind./Brownsburg
30	Clark, Tim	DB	5-9	191	RSR	Wellborn/Branford
94	Cox, Bryan, Jr.	DL	6-3	260	RFR	Fort Lauderdale/St. Thomas Aquinas
43	Crofoot, Kyle	LS	6-4	205	RSO	Windermere/The First Academy
55	Cummings, Darius	DL	6-1	309	JR	Titusville/Florida St./East Mississippi C.C.
40	Davis, Jarrad	LB	6-2	225	FR	Kingsland, Ga./Camden County
4	Debose, Andre	WR	6-0	187	RSR	Sanford/Seminole
82	Diamond, Bair	TE	6-4	226	RFR	Fort Myers/Bishop Verot
71	Dillard, Cameron	OL	6-3	280	FR	Canton, Mich./Plymouth Canton
6	Driskel, Jeff	QB	6-4	237	JR	Oviedo/Hagerty
1	Dunbar, Quinton	WR	6-2	194	RJR	Miami/Booker T. Washington
2	Easley, Dominique	DL	6-2	285	SR	Staten Island, N.Y./Curtis
39	Fennell, Todd	P	6-1	181	RSO	Vero Beach/Vero Beach
46	Ferris, Drew	LS	6-0	211	RJR	Carlsbad, Calif./San Diego Jewish Academy
6	Fowler, Dante, Jr.	DL	6-3	265	SO	St. Petersburg/Lakewood Senior
79	Fuchs, Matthew	DL	6-2	237	RFR	Gainesville/Buchholz
5	Fulwood, Ahmad	WR	6-4	200	FR	Jacksonville/Bishop Kenny
76	Garcia, Max	OL	6-4	307	RJR	Norcross, Ga./Norcross/Maryland
21	Gorman, Jabari	DB	5-10	186	JR	Miami/Monsignor Pace
75	Green, Chaz	OL	6-5	305	RJR	Tampa/Tampa Catholic
9	Guy, Jacob	QB	6-5	210	RFR	Dade City/Pasco
67	Halapio, Jon	OL	6-3	317	RSR	St. Petersburg/St. Petersburg Catholic
16	Hardin, Austin	K	5-10	200	RFR	Atlanta, Ga./Marist
16	Hargreaves, Vernon, III	DB	5-11	181	FR	Tampa/Wharton
26	Harris, Marcell	DB	6-2	220	FR	Orlando/Dr. Phillips
72	Harrison, Jonotthan	OL	6-3	303	RSR	Groveland/South Lake
81	Hawkins, Marqui	WR	6-1	179	FR	Columbus, Ga./Carver
37	Herndon, Mark	RB	5-9	194	SO	Ocala/Forest
70	Humphries, D.J.	OL	6-5	285	SO	Union, N.C./Mallard Creek
35	Iorio, Michael	DB	5-10	178	FR	Nokomis/Venice
91	Ivie, Joey	DL	6-3	263	FR	Dade City/Pasco
50	Jackson, Octavius	OL	6-4	275	FR	Moultrie, Ga./Colquitt County
4	Jacobs, Damien	DL	6-3	290	SR	Gibson, La./H.L. Bourgeois/East Mississippi C.C.
55	Johnson, Roderick	OL	6-6	316	FR	Delray Beach/American Heritage
24	Jones, Matt	RB	6-2	228	SO	Seffner/Armwood
41	Joyer, Hunter	FB	5-11	233	JR	Wesley Chapel/Wesley Chapel
49	Kitchens, Darrin	LB	6-2	230	SR	Homestead/Homestead
47	Kline, Tim	DB	6-0	197	FR	Neptune Beach/Stanton College Prep
64	Koehne, Kyle	OL	6-5	314	RSR	Indianapolis, Ind./Cathedral
22	Lane, Adam	RB	5-7	205	FR	Winter Haven/Winter Haven
29	Ledbetter, Rhaheim	FB	5-9	207	RFR	Shelby, N.C./Crest Senior
33	Maignan, Chris	DB	5-11	183	RSR	Miami/Northwest Christian Academy
80	Masline, Darius	WR	5-8	171	RFR	Jacksonville/Raines
20	Maye, Marcus	DB	6-0	200	RFR	Melbourne/Holy Trinity Episcopal School
95	McCalister, Alex	DL	6-6	238	RFR	Clemmons, N.C./West Forsyth
19	McGriff, Ryan	QB	6-0	201	RSO	Gainesville/Gainesville
13	McMillian, Daniel	LB	6-1	225	FR	Jacksonville/First Coast
30	McNeely, Michael	WR	5-8	176	RJR	Clearwater/Palm Harbor University

#	Name	Pos.	Ht.	Wt.	Cl.	Hometown/High School/Previous School
22	Miles, Hugh	RB	5-8	191	RSO	Miami/Dade Christian
87	Mobley, A.J.	WR	5-11	223	RJR	Fayetteville, Ga./Starr's Mill/Santa Fe
73	Moore, Tyler	OL	6-5	315	RSO	Clearwater/Countryside/Nebraska
17	Mornhinweg, Skyler	QB	6-2	206	RFR	Philadelphia, Pa./St. Joseph's Prep
3	Morrison, Antonio	LB	6-1	230	SO	Bolingbrook, Ill./Bolingbrook
10	Murphy, Tyler	QB	6-2	208	RJR	Wethersfield, Conn./Wethersfield
42	Neal, Keanu	DB	6-0	204	FR	Bushnell/South Sumter
38	Nowakowski, Samuel	FB	5-8	194	RFR	Valrico/Durant
44	Orr, Leon	DL	6-5	310	RJR	New Port Richey/ Gulf
15	Parrish, Ryan	WR	6-1	205	RJR	Lakeland/Lakeland Christian
83	Patton, Solomon	WR	5-9	168	SR	Mobile, Ala./Murphy
27	Peacock, Ben	DB	5-8	169	RSO	Bradenton/Braden River
97	Phillips, Brad	K	5-10	194	SR	Gainesville/Buchholz
13	Pittman, Latroy	WR	6-0	207	SO	Citra/North Marion
24	Poole, Brian	DB	5-10	203	SO	Bradenton/Southeast
28	Powell, Jeremi	LB	6-1	205	RFR	Largo/Pinellas Park
7	Powell, Ronald	DL	6-4	240	RJR	Moreno Valley, Calif./Rancho Verde
13	Provancha, Christian	QB	6-6	216	RJR	Cocoa/Cocoa Beach
15	Purifoy, Loucheiz	DB	6-0	190	JR	Pensacola/Pine Forest
31	Riggs, Cody	DB	5-9	184	RJR	Ft. Lauderdale/St. Thomas Aquinas
45	Riles, Antonio	DL	6-4	286	FR	Lawrenceville, Ga./Archer
5	Roberson, Marcus	DB	6-0	195	JR	Ft. Lauderdale/St. Thomas Aquinas
11	Robinson, Demarcus	WR	6-2	204	FR	Fort Valley, Ga./Peach County
9	Rolin, Matt	LB	6-3	217	FR	Ashburn, Va./Briar Woods
22	Schroeder, Evan	WR	5-11	188	RSO	New Smyrna Beach/New Smyrna Beach
17	Sherit, Jordan	DL	6-5	234	FR	Tampa/Hillsborough
10	Showers, Valdez	DB	6-0	190	RSO	Madison Heights, Mich./Madison
77	Silberman, Ian	OL	6-5	290	RJR	Orange Park/Fleming Island
45	Skinner, Braxton	WR	6-4	216	RSR	Jacksonville/Sandalwood
48	Smith, Vincent	WR	5-11	183	FR	Merritt Island/Merritt Island
12	Staver, Max	QB	6-6	235	FR	Brentwood, Tenn./Brentwood Academy
21	Taylor, Kelvin	RB	5-10	214	FR	Belle Glade/Glades Day
18	Taylor, Kent	TE	6-5	223	SO	Land O'Lakes/Land O'Lakes
51	Taylor, Michael	LB	6-0	230	RJR	Atlanta, Ga./Westlake
85	Thompson, Chris	WR	6-0	167	FR	Gainesville/Gainesville
84	Thompson, Colin	TE	6-4	250	RFR	Warminster, Pa./Archbishop Wood
63	Thurman, Trip	OL	6-5	313	RSO	Dover, Del./Dover
35	Townsend, Johnny	P	6-2	200	FR	Orlando/Boone
42	Van Aman, Grant	P	6-2	186	RFR	Tampa/Plant
95	Velez, Francisco	K	5-9	176	RJR	Ocala/Trinity Catholic
40	Vogel, Justin	P	6-4	210	RFR	Tampa/Berkeley Prep
22	Washington, Nick	DB	5-11	170	FR	Jacksonville/Trinity Christian Academy
14	Watkins, Jaylen	DB	6-0	181	SR	Cape Coral/Cape Coral
87	Westbrook, Tevin	TE	6-5	258	JR	Coconut Creek/North Broward Prep
14	Wilkes, Chris	QB	6-4	235	HS	Orlando/Dr. Phillips
79	Williams, Quinteze	OL	6-4	280	RFR	Tyrone, Ga./Sandy Creek
57	Wilson, Dakota	DL	5-11	247	RSO	Bradenton/Braden River
80	Young, Trevon	TE	6-6	270	FR	Bradenton/Braden River

**2013 COACHING STAFF**

Will Muschamp	Head Coach	3rd year
Jeff Choate	Special Teams Coordinator, Outside Linebackers	1st year
Tim Davis	Offensive Line	2nd year
D.J. Durkin	Defensive Coordinator, Linebackers	4th year
Brad Lawing	Assistant Head Coach, Defensive Line	1st year
Derek Lewis	Tight Ends	3rd year
Brent Pease	Offensive Coordinator, Quarterbacks	2nd year
Joker Phillips	Wide Receivers, Recruiting Coordinator	1st year
Travaris Robinson	Defensive Backs	3rd year
Brian White	Running Backs	5th year

**PRONUNCIATION GUIDE**

Gideon Ajagbe	uh-JOB-ee
Raphael Andrades	an-DRAW-dez
Alex Anzalone	anne-zuh-LOAN-ee
Jarrad Davis	Jared
Dominique Easley	DOM-uh-nick
Jon Halapio	HAL-uh-PEE-oh
Kyle Koehne	KO-nee
Rhaheim Ledbetter	RAH-heem
Skyler Mornhinweg	MORN-in-wig
Jeremi Powell	Jeremy
Loucheiz Purifoy	lou-CHEZ PURE-uh-foye
Marcus Roberson	ROW-burr-son
Quinteze Williams	quin-TEZ

**NUMERICAL ROSTER**

#	Name	Pos.
42	Keanu Neal	DB
42	Grant Van Aman	P
43	Kyle Crofoot	LS
44	Leon Orr	DL
45	Antonio Riles	DL
45	Braxton Skinner	WR
46	Drew Ferris	LS
47	Tim Kline	DB
48	Vincent Smith	WR
49	Darrin Kitchens	LB
50	Octavius Jackson	OL
51	Michael Taylor	LB
53	Cody Adams	LB
55	Darius Cummings	DL
55	Roderick Johnson	OL
57	Caleb Brantley	DL
57	Dakota Wilson	DL
63	Trip Thurman	OL
64	Kyle Koehne	OL
67	Jon Halapio	OL
70	D.J. Humphries	OL
71	Cameron Dillard	OL
72	Jonathan Harrison	OL
73	Tyler Moore	OL
74	Trenton Brown	OL
75	Chaz Green	OL
76	Max Garcia	OL
77	Ian Silberman	OL
79	Matthew Fuchs	DL
79	Quinteze Williams	OL
80	Darius Masline	WR
80	Trevon Young	TE
81	Marqui Hawkins	WR
82	Bair Diamond	TE
83	Solomon Patton	WR
84	Colin Thompson	TE
85	Chris Thompson	WR
86	Raphael Andrades	WR
87	A.J. Mobley	WR
87	Tevin Westbrook	TE
88	Clay Burton	TE
89	Alvin Bailey	WR
90	Jonathan Bullard	DL
91	Joey Ivie	DL
94	Bryan Cox, Jr.	DL
95	Alex McCalister	DL
95	Francisco Velez	K
97	Brad Phillips	K
99	Jay-nard Bostwick	DL



## WILL MUSCHAMP

HEAD COACH

3rd Year

When athletic director Jeremy Foley began his search for the University of Florida's next head football coach, he knew exactly what he was looking for in a coach: someone familiar with the Southeastern Conference, a coach who had competed on the big stage, a relentless recruiter who was familiar with the state of Florida and the SEC and someone with energy and passion. From the very beginning, the search honed in on one person and on December 11, 2010, former Gainesville native Will Muschamp was introduced by Foley as the 23rd head coach in Florida football history.

"It was very, very clear early on that this was the guy we wanted to bring to Gainesville to lead our football program and build on the wonderful foundation that's been left here by Urban Meyer," said Foley at Muschamp's introductory press conference.

Muschamp, 42, came to UF after being the coach-in-waiting and defensive coordinator at the University of Texas since November 2008. He brought 16 years of coaching experience with him, including 12 years in the SEC, eight as a coach and four as a player at the University of Georgia. Muschamp also served as defensive coordinator at Auburn University (2006-07) and LSU (2002-04; he was LSU's linebackers coach in 2001) and was a finalist for the 2007 Broyles Award as the nation's top assistant coach. The son of a football coach, he turned down appointments at West Point and Annapolis to become a four-year letterman as a safety at the University of Georgia from 1991-94, where he was voted defensive co-captain as a senior.

"This is a dream come true to be the head coach of the Florida Gators," said Muschamp, who spent 10 years of his childhood living on 27th Street in this city. "I grew up watching the Gators and whatever other SEC team was on television. I have great memories watching SEC football with my father on Saturdays and playing football in the back yard with my two brothers right here in Gainesville."

Not only did Muschamp, a highly-respected coach among both his peers and his players, bring collegiate and National Football League experience back to Gainesville, he also brought a wealth of big-game experience. Prior to arriving at Florida, he coached in two national championship games, winning the ultimate prize in 2003 as the defensive coordinator at LSU, and coached in a third BCS bowl game following the 2008 season, when Texas won the Fiesta Bowl. In addition to his national championship past, Muschamp has coached in the SEC Championship Game twice and in the Big 12 Championship Game once, coming out on the winning side in each of those three contests.

After a 7-6 record in his first season at Florida, Muschamp led the Gators to one of the nation's top turnarounds in year two, finishing 11-2 and playing in a BCS bowl game. Florida improved from a 6-6 regular season in 2011 to an 11-1 regular season in 2012, which marked the biggest one-year leap for the program in 32 years (0-10-1 in 1979, 7-4 regular season in 1980). Muschamp became the only head coach at a BCS-conference school to win 11 regular-season games in their second season after finishing .500 or below the previous regular

"This is a dream come true to be the head coach of the Florida Gators ... I have great memories watching SEC football with my father on Saturdays and playing football in the backyard with my two brothers right here in Gainesville."

**WILL MUSCHAMP**

season in records dating back to 1996. In addition, the Gators finished 7-1 in the SEC East, tying for the division crown, a year after posting a 3-5 record in the conference. Florida defeated three top-10 opponents for just the second time in school history. Muschamp was named the SEC Coach of the Year by the league's coaches as well as CBSsports.com.

After not being ranked in the final polls in each of the last two seasons, the Gators finished No. 3 in the final regular-season BCS standings, the third-highest finish in school history, and ranked in the top 10 in both the final Associated Press and USA Today/Coaches' Poll. UF won 11 games for just the sixth time in school history, won four of five games against the final BCS top-12

"Coach Muschamp put me in a position to have great opportunities. He pushed me to get better every day and his energy is contagious! He's the kind of coach you get excited to play for."

**MATT ELAM**

2013 First Round NFL Draft Pick of the Baltimore Ravens  
2012 All-American at Florida





“Coach Muschamp's energy and passion for the game and his players is unbelievable. I would play for him any day, anytime, anywhere. Florida never breaks.”

**SHARRIF FLOYD**

*2013 First Round NFL Draft Pick of the Minnesota Vikings, 2012 All-American at Florida*

teams and defeated seven bowl eligible teams in what ranked as the toughest schedule in the nation according to the NCAA.

The formula for the Gators success was to take care of the football, control both lines of scrimmage, finish games, have outstanding special teams and a physical defense. The Florida defense continued to be one of the nation's best in 2012, ranking fifth nationally in scoring defense (14.5 points per game) and total defense (287.5 yards per game). UF's rush defense improved dramatically from year one under Muschamp, limiting opponents to just 94.9 rushing yards per game after allowing 132.7 yards per game in 2011. The secondary also shut down the opposition, ranking as the nation's No. 2 pass efficiency defense (95.55) and allowing just seven touchdown passes, the second-fewest in the nation.

A year after being outscored 86-59 in the fourth quarter, UF posted a 128-32 edge in the final quarter in 2012. That led to a 5-1 record in games decided by one score or less and matched a school-record eight come-from-behind wins. UF improved from -12 in turnover margin to +15 and ranked seventh nationally. Punter Kyle Christy set a school record for average yards per punt, placekicker Caleb Sturgis finished his career as Florida's leader in career field goals made and the special teams unit blocked six kicks in the last eight games.

Muschamp's first season in Gainesville produced the school's 24th-consecutive winning season and its 32nd-consecutive season of .500 football or better, the longest streaks in the nation. With the victory over Ohio State in the TaxSlayer.com Gator Bowl, UF established a school record with its fourth-straight bowl win. Muschamp's first squad will go down as one of the youngest in school history: 15 true freshmen and 52 underclassmen saw action – the second most in school history.

UF finished 2011 with 72 scholarship players, including four walk-ons who were awarded scholarships in August prior to start of the season. The Gators opened fall camp with just nine scholarship seniors.

Despite returning 37 combined starts on the defensive side of the ball, the fewest in the SEC, Muschamp's defense ranked second in the nation in third down conversion defense (.273) – the best national ranking in school history. Florida allowed just 166.8 yards per game passing to rank seventh nationally and permitted just 299.5 yards per game to rank eighth nationally.

In his five seasons as an SEC defensive coordinator, Muschamp's defenses ranked among the nation's top 10 in total defense every single year, while always maintaining a top-15 rating in scoring defense, including three times inside the top 10.

In four of his eight seasons overall as a Division I defensive coordinator, the high-energy coach's team allowed less than 100

#### COLLEGE DEFENSES COACHED BY WILL MUSCHAMP (2002-12)

Total Defense	Team	Games	Total Yards	Yds/Game
1	Alabama	144	39,115	271.6
2	LSU	145	41,171	283.9
<b>3</b>	<b>Muschamp-Coached Teams</b>	<b>130</b>	<b>37,240</b>	<b>286.5</b>
4	Ohio State	141	41,541	294.6
5	TCU	139	40,966	294.7

Pass Defense	Team	Games	Opp. Passing Yds	Yds/Game
1	Alabama	144	24,823	172.4
2	LSU	145	25,808	178.0
3	Miami (Fla.)	138	24,714	179.1
<b>4</b>	<b>Muschamp-Coached Teams</b>	<b>130</b>	<b>23,396</b>	<b>180.0</b>
5	South Carolina	138	25,178	182.4

Rush Defense	Team	Games	Opp Rush Yds	Yds/Game
1	TCU	139	12,699	91.4
2	Ohio State	141	13,798	97.9
3	Alabama	144	14,292	99.3
4	USC	142	15,020	105.8
5	LSU	145	15,363	106.0
<b>6</b>	<b>Muschamp-coached Teams</b>	<b>130</b>	<b>13,844</b>	<b>106.5</b>

3rd Down	Team	Games	Opp. 3rd-Down Conv	Pct
1	TCU	139	643 of 2,067	31.1
<b>2</b>	<b>Muschamp-Coached Teams</b>	<b>130</b>	<b>584 of 1,852</b>	<b>31.5</b>
3	Alabama	144	639 of 2,015	31.7
4	LSU	145	666 of 2,100	31.7
5	Virginia Tech	148	695 of 2,149	32.3

Scoring Defense	Team	Games	Opp Pts Allowed	Pts/Game
1	Alabama	144	2,185	15.2
2	Ohio State	141	2,223	15.8
3	LSU	145	2,373	16.4
<b>4</b>	<b>Muschamp-coached Teams</b>	<b>130</b>	<b>2,212</b>	<b>17.0</b>
5	Virginia Tech	148	2,534	17.1

rushing yards per game and twice led the nation in rushing defense while yielding less than 75 rushing yards per game. His 2003 LSU defense led the country by allowing 67 yards per game on the ground, the best mark by an SEC team in the 2000s, while Texas gave up just 73.1 yards on the ground in 2009 to pace the nation.

From 2008-10 under Muschamp's guidance, the Texas defense ranked No. 1 in the nation with 119 sacks for 949 yards lost. His unit also ranked in the top-10 nationally during the same time frame in several other major categories, allowing 2.9 yards per rushing attempt (third), 96.7 rushing yards per game (fourth), 297.4 yards per game (seventh), all of which are Big 12 bests during that span. He also helped the Longhorns' defense to top-20 rankings during his tenure at Texas, with 650 first downs allowed (18th) and a 114.3 pass efficiency defense (20th).

In 2009, the Texas Longhorns advanced to the BCS National Championship Game as Muschamp's charges gave up just 73.1 rushing yards per game, the best figure by any BCS school from 2008-10. The Longhorns also led the nation in 2009 in third-down defense (26.5 percent), turnovers created (37, tied with Ohio University) and interceptions (25) as Texas claimed the Big 12 championship in 2009.

Under Muschamp's tutelage at Texas, Brian Orakpo claimed the 2008 Rotary Lombardi Award (lineman of the year), Bronko Nagurski Trophy (most outstanding defensive player) and Ted Hendricks Award (top defensive end), while the Longhorns' defense saw Sergio Kindle become the first player in college football history to be named a finalist for both the Butkus Award (nation's top linebacker) and the Hendricks Award (nation's top defensive end). Earl Thomas also earned finalist honors for the Jim Thorpe Award in 2009.

In the 2009 and 2010 NFL Drafts, Muschamp had a combined 10

**"It's very rare that where you come from and where you're going are the exact same place; that boyhood dreams and coaching schemes are one and the same. His old Gainesville friends say Will Muschamp was destined to coach the Gators."**

**MIKE BIANCHI**

*Orlando Sentinel*

players drafted, including nine in the first four rounds and two first-rounders in Orakpo and Thomas.

In a two-year stint as the defensive coordinator at Auburn from 2006-07, Muschamp's defense ranked third in the nation in scoring defense (15.4 points per game) and fourth in the nation in pass defense (170.7 pass yards per game). During the same time frame, Auburn ranked third in the SEC in total defense by holding opponents to 295.1 yards per game.

Muschamp's first full-time coaching experience in the SEC came at LSU as the linebackers coach for the 2001 season before being elevated to defensive coordinator from 2002-04. His 2003 defense helped the Tigers to the national championship by leading the nation both in scoring defense (11.0 points per game) and total defense (252.0 yards per game), while finishing second nationally in pass efficiency defense (89.8) and third in rushing defense (67.0 yards per game). The Tigers allowed just 19 touchdowns all season in 2003, three less than the next closest competitor nationally.

Between his positions at LSU and Auburn, Muschamp spent a

season with the NFL's Miami Dolphins in 2005 as Assistant Head Coach for Defense. He helped the Dolphins finish second in the league with 49 sacks, while leading Miami to top-10 rankings in yards per play (4.7, seventh), yards per rush (3.7, seventh) and yards per pass (6.0, ninth).

The 1994 graduate of Georgia moved immediately into coaching following his collegiate playing career, working as a graduate assistant at Auburn from 1995-96, earning his master's degree in 1996. He became a secondary coach at West Georgia (1998) and Eastern Kentucky (1999) before moving on to his first defensive coordinator position at Valdosta State for the 2000 season, where he helped the Blazers to a 10-2 record and the Gulf South Conference championship with an 8-1 league mark.

In his playing career at Georgia, Muschamp earned his way from walk-on to scholarship player by the spring of his redshirt freshman season and eventually was named co-captain for his senior season. He also earned a spot on the SEC Academic Honor Roll in 1993.

## COACHING EXPERIENCE

2011-13	<b>FLORIDA</b> Head Coach
2008-10	<b>TEXAS</b> Defensive Coord./Linebackers
2006-07	<b>AUBURN</b> Defensive Coord./Secondary
2005	<b>MIAMI DOLPHINS</b> Assistant Head Coach for Defense
2002-04	<b>LSU</b> Defensive Coord./Linebackers
2001	<b>LSU</b> Linebackers
2000	<b>VALDOSTA STATE</b> Defensive Coord.
1999	<b>EASTERN KENTUCKY</b> Secondary
1998	<b>WEST GEORGIA</b> Secondary
1995-96	<b>AUBURN</b> Graduate Assistant

## PERSONAL INFORMATION

Birthdate:	August 3, 1971
Hometown:	Rome, Ga.
Education:	1994 - Bachelor's Degree from Georgia; 1996 - Master's Degree from Auburn
Family:	He and his wife, Carol (formerly Davis), have two sons, Jackson and Whit

## BOWL GAMES AS A COACH

1995	Outback
1996	Independence
2002	Sugar
2003	Cotton
2004	Sugar/BCS Championship
2005	Capital One
2007	Cotton
2007	Chick-fil-A
2009	Fiesta
2010	BCS National Championship
2012	Gator
2013	Sugar

## BOWL GAMES AS A PLAYER

1991	Independence
1993	Citrus

## MUSCHAMP NOTABLES

- He is the third-youngest head coach in the SEC (James Franklin and Dan Mullen are both 41)
- Had a 17-inch steel rod inserted in his leg after breaking his tibia and fibula as a junior on his high school baseball team; Keeps the steel rod in a shadowbox in his office to remind players about overcoming adversity
- Visited Florida as a senior in high school in hopes of earning a chance to walk on to the football team
- Father, Larry, played football at North Carolina and later coached football in Rome, Ga., at the Darlington School
- Oldest brother, Mike, played football at Duke and is now a high school coach in Atlanta, Ga., at the Lovett School
- Older brother, Pat, was an offensive lineman at West Point
- Was on LSU staff with Jimbo Fisher and Derek Dooley under Nick Saban
- Was awarded a scholarship at Georgia in the spring of his redshirt freshman season
- Was teammates with Alabama Defensive Coordinator Kirby Smart at Georgia
- Also was on same staff with Smart at Valdosta State
- Graduated from Darlington High School in Georgia, lettering in football (four years), track (four years), baseball (four years) and basketball (three years)

# NFL PLAYERS DRAFTED UNDER MUSCHAMP

**48** PLAYERS DRAFTED  
**8** FIRST-ROUND SELECTIONS

Sharrif Floyd, Florida, DT	1st Round of 2013 NFL Draft (Minnesota)
Matt Elam, Florida, S	1st Round of 2013 NFL Draft (Baltimore)
Kenny Vaccaro, Texas, S	1st Round of 2013 NFL Draft (New Orleans)
Jon Bostic, Florida, LB	2nd Round of 2013 NFL Draft (Chicago)
Jordan Reed, Florida, TE	3rd Round of 2013 NFL Draft (Washington)
Jelani Jenkins, Florida, LB	4th Round of 2013 NFL Draft (Miami)
Mike Gillislee, Florida, RB	5th Round of 2013 NFL Draft (Miami)
Caleb Sturgis, Florida, K	5th Round of 2013 NFL Draft (Miami)
Josh Evans, Florida, S	6th Round of 2013 NFL Draft (Jacksonville)
Alex Okafor, Texas, DE	4th Round of 2013 NFL Draft (Arizona)
Jaye Howard, Florida, DT	4th Round of 2012 NFL Draft (Seattle)
Keenan Robinson, Texas, LB	4th Round of 2012 NFL Draft (Washington)
Chris Rainey, Florida, RB	5th Round of 2012 NFL Draft (Pittsburgh)
Emmanuel Acho, Texas, LB	6th Round of 2012 NFL Draft (Cleveland)
Kheeston Randall, Texas, DT	7th Round of 2012 NFL Draft (Miami)
Aaron Williams, Texas, DB	2nd Round of 2011 NFL Draft (Buffalo)
Curtis Brown, Texas, DB	3rd Round of 2011 NFL Draft (Pittsburgh)
Chykie Brown, Texas, DB	5th Round of 2011 NFL Draft (Baltimore)
Earl Thomas, Texas, DB	1st Round of 2010 NFL Draft (Seattle)
Sergio Kindle, Texas, LB	2nd Round of 2010 NFL Draft (Baltimore)

Lamarr Houston, Texas, DE	2nd Round of 2010 NFL Draft (Oakland)
Rodrick Muckelroy, Texas, LB	4th Round of 2010 NFL Draft (Cincinnati)
Walter McFadden, Auburn, DB	5th Round of 2010 NFL Draft (Oakland)
Brian Orakpo, Texas, DE	1st Round of 2009 NFL Draft (Washington)
Sen'Derrick Marks, Auburn, DT	2nd Round of 2009 NFL Draft (Tennessee)
Jeraud Powers, Auburn, DB	3rd Round of 2009 NFL Draft (Indianapolis)
Roy Miller, Texas, DT	3rd Round of 2009 NFL Draft (Tampa Bay)
Henry Melton, Texas, DE	4th Round of 2009 NFL Draft (Chicago)
Glenn Dorsey, LSU, DT	1st Round of 2008 NFL Draft (Kansas City)
Quinten Groves, Auburn, DE	2nd Round of 2008 NFL Draft (Jacksonville)
Pat Lee, Auburn, CB	2nd Round of 2008 NFL Draft (Green Bay)
Chevis Jackson, LSU, CB	3rd Round of 2008 NFL Draft (Atlanta)
Pat Sims, Auburn, DT	3rd Round of 2008 NFL Draft (Cincinnati)
Kevin Steltz, LSU, S	4th Round of 2008 NFL Draft (Chicago)
Jonathan Wihite, Auburn, CB	4th Round of 2008 NFL Draft (New England)
LaRon Landry, LSU, FS	1st Round of 2007 NFL Draft (Washington)
Will Herring, Auburn, LB	5th Round of 2007 NFL Draft (Seattle)
David Irons, Auburn, CB	6th Round of 2007 NFL Draft (Atlanta)
Claude Wroten, LSU, DT	3rd Round of 2006 NFL Draft (St. Louis)
Kyle Williams, LSU, DT	5th Round of 2006 NFL Draft (Buffalo)
Melvin Oliver, LSU, DE	6th Round of 2006 NFL Draft (San Francisco)
Marcus Spears, LSU, DE	1st Round of 2005 NFL Draft (Dallas)
Corey Webster, LSU, CB	2nd Round of 2005 NFL Draft (New York Giants)
Travis Daniels, LSU, CB	4th Round of 2005 NFL Draft (Miami)
Marquise Hill, LSU, DE	2nd Round of 2004 NFL Draft (New England)
Chad Lavalais, LSU, DT	5th Round of 2004 NFL Draft (Atlanta)
Bradie James, LSU, LB	4th Round of 2003 NFL Draft (Dallas)
Norman Lejeune, LSU, DB	7th Round of 2003 NFL Draft (Philadelphia)



Head coach Will Muschamp talking with Pittsburgh Steelers head coach Mike Tomlin at Florida's 2013 Pro Scout Day in March.



**JEFF CHOATE**  
**SPECIAL TEAMS COORDINATOR**  
**OUTSIDE LINEBACKERS**  
*1st Year*

- Joined the Florida staff prior to the 2013 season after serving as linebackers coach under Mike Leach at Washington State in 2012.
- Spent the spring of 2013 as the defensive coordinator at UTEP before joining the Gators in mid-April.
- Coached three players to honorable mention All-Pac 12 honors – senior Travis Long, sophomore Cyrus Coen and freshman Darryl Monroe.
- Washington State ranked eighth in the nation in tackles-for-loss (7.7 avg.) and 11th in sacks (2.9 avg.) in his lone season.
- Among Choate's special teams' protégés was Kyle Brotzman, the highest-scoring kicker in school and conference history (439 points) and Boise State's career leader in punting average (44.6).
- In 2008 at Boise State, Choate coached Kyle Wilson, who led the country in punt return touchdowns (three) and ranked 12th in punt return average (14.2).
- Boise State's 2009 special teams unit was rated no. 1 in the nation by Phil Steele, led by Titus Young, who returned two kickoff returns for touchdowns to garner first-team All-WAC honors. Young averaged 26.9 yards on kickoff returns that season to rate 20th in the nation.
- Boise State ranked in the top-25 nationally in kickoff returns three times (2007, 10th; 2009, 4th; 2010, 23rd) under Choate, and in the top-25 in punt returns four times (2007, 22nd; 2008, 20th; 2010, 16th; 2011, 18th).
- The Broncos were rated 12th in the FBS in kickoff return coverage in 2009 and 14th in punt return coverage in 2008.
- Coaching nickelbacks in 2010 at Boise State, Choate worked with first team All-WAC honoree Winston Venable as the Broncos rated second nationally in scoring defense (12.8 ppg) and total defense (254.7 ypg).
- Working with linebackers at Boise State in 2009, he helped the Broncos rank 14th nationally in both total defense (300.2 ypg) and scoring defense (17.1 ppg). The Broncos led the WAC in six defensive statistical categories in 2009 – passing efficiency defense, total defense, scoring defense, pass defense, tackles-for-loss and sacks allowed.
- As running backs coach at Boise State, he was instrumental in the development of Ian Johnson, who became both the Boise State and Western Athletic Conference all-time leader with 58 rushing touchdowns. Johnson ran for 4,183 yards in a Bronco uniform – second in school history – and led the NCAA in rushing touchdowns (25) and scoring (152 points) in 2006. He established a school single-season standard with 1,714 rushing yards that year.
- Choate had previous collegiate coaching stops at Utah State (2003-04) and Eastern Illinois (2005), serving as the special teams coach at both institutions.

- In his lone season with Eastern Illinois, the Panthers finished first in the Ohio Valley Conference.
- Began his collegiate coaching career as a graduate assistant at Utah State, working with the defensive line and the safeties.
- From 1997-2001, Choate was the head coach at Post Falls (Idaho) High School and also served as athletic director the final two years. Post Falls advanced to the state playoffs in both 1998 and 1999. Before coaching at Post Falls, Choate was the defensive coordinator at Twin Falls (Idaho) High School in 1996 and was the head coach at Challis (Idaho) High School from 1994-95. He earned District Six Coach of the Year honors after Challis registered its first winning season in 10 years and made the playoffs for the first time in nearly 20 years.

**PROMINENT PLAYERS COACHED**

**BOISE STATE**

*K KYLE BROTZMAN* – Former walk-on went on to become the NCAA's all-time leading scorer with 439 career points (since surpassed). He finished with 67 career field goals and 238 PATs in four seasons. Also served as the punter, averaging 44.6 yards per punt in his career, a BSU school record.

*RB IAN JOHNSON* – Ranks fifth all-time in WAC history with 4,183 rushing yards and set the WAC record for career touchdowns scored (58, since surpassed). Twice selected to the First-Team All-WAC (2006, 2007) and was selected as an All-American in 2006 by Sports Illustrated and CBS Sports.

*LB WINSTON VENABLE* – First-Team All-WAC selection in 2010 and Second-Team All-WAC selection in 2009, totaling 116 tackles with 17.5 tackles-for-loss and 5.5 sacks in his two seasons with the Broncos. Signed as an undrafted free agent with the Chicago Bears in 2011.

*DB/PR KYLE WILSON* – Wilson played in 50 games and earned starts in 45 consecutive contests during his college career. Second-Team All-WAC Special Teams Player in 2008 while leading the country with three punt return touchdowns and ranking 12th in punt return average (14.2). Selected 29th overall by the Jets in the 2010 NFL Draft.

*WR/KR TITUS YOUNG* – Named First-Team All-WAC Special Teams Player in 2009 as a kick returner. Returned two kickoffs for touchdowns and averaged 26.9 yards per kick return, 20th in the nation. Selected in the second round of the 2011 NFL Draft by the Detroit Lions.

**COACHING EXPERIENCE**

2013	<b>FLORIDA</b> Special Teams Coord./ Outside Linebackers	2005	<b>EASTERN ILLINOIS</b> Special Teams Coord.
2012	<b>WASHINGTON STATE</b> Linebackers	2003-04	<b>UTAH STATE</b> Special Teams Coord.
2010-11	<b>BOISE STATE</b> Special Teams Coord./ Nickelbacks	2002	<b>UTAH STATE</b> Graduate Asst.
2009	<b>BOISE STATE</b> Special Teams Coord./ Linebackers	1997-01	<b>POST FALLS HS</b> (Idaho) Head Coach
2006-08	<b>BOISE STATE</b> Special Teams Coord./ Running Backs	1996	<b>TWIN FALLS HS</b> (Idaho) Defensive Coord.
		1994-95	<b>CHALLIS HS</b> (Idaho) Head Coach
		1992-93	<b>MONTANA WESTERN</b> Linebackers

**NFL PLAYERS (Round Drafted)**

FB Korey Hall (6th) – Boise State '07 – Green Bay Packers  
 FB Derek Schouman (7th) – Boise State '07 – Buffalo Bills  
 RB Ian Johnson (UFA) – Boise State '09 – Minnesota Vikings  
 DB Kyle Wilson (1st) – Boise State '10 – New York Jets  
 WR Titus Young (2nd) – Boise State '11 – Detroit Lions  
 LB Winston Venable (UFA) – Boise State '11 – Chicago Bears  
 DB Brandyn Thompson (7th) – Boise State '11 – Washington Redskins  
 CB Jamar Taylor (2nd) – Boise State '13 – Miami Dolphins

**PLAYING CAREER**

Played linebacker at Western Montana College (now University of Western Montana).

**PERSONAL INFORMATION**

Birthdate: July 15, 1970  
 Hometown: St. Maries, Idaho  
 Education: 1993 - Bachelor's Degree from Western Montana  
 Family: He and his wife, Janet, have one son, Jory, and one daughter, Jacy.

**BOWL GAMES AS A COACH**

2007: Fiesta  
 2007: Hawai'i  
 2008: Poinsettia  
 2010: Fiesta  
 2010: Las Vegas  
 2011: Las Vegas





**TIM DAVIS**  
OFFENSIVE LINE  
2nd Year

## COACHING EXPERIENCE

2012-13	<b>FLORIDA</b> Offensive Line	1994-96	<b>UTAH</b> Offensive Tackles/Tight Ends
2011	<b>UTAH</b> Offensive Line	1990-93	<b>UTAH</b> Offensive Line
2009-10	<b>MINNESOTA</b> Offensive Line/ Run Game Coord.	1989	<b>IDAHO STATE</b> Offensive Line
2008	<b>ALABAMA</b> Director of Player Personnel	1988	<b>WALLA WALLA CC</b> Offensive Coord./ Offensive Line
2005-06	<b>MIAMI DOLPHINS</b> Offensive Line Asst.	1987	<b>ARIZONA</b> Graduate Asst.
2002-04	<b>USC</b> Offensive Line	1985-86	<b>WISCONSIN</b> Volunteer Tight Ends
1997-01	<b>WISCONSIN</b> Tight Ends	1983-84	<b>WISCONSIN</b> Graduate Asst.
		1981-82	<b>UTAH</b> Student Asst.

- Owns 30 years of coaching experience at the collegiate and NFL levels. Davis has coached in 16 FBS bowl games, including three Rose Bowls, two Orange Bowls and one Sugar Bowl.
- In his first year coaching the offensive line at Florida, Davis guided a unit that finished third in the SEC in rushing offense, averaging 188.1 yards per game, an improvement of 45 yards from the previous season.
- Coached Xavier Nixon to third-team All-SEC honors from Phil Steele and freshman D.J. Humphries to Sporting News Freshman All-America honors, as well as freshman All-SEC honors.
- In 2011 at Utah, he coached a pair of tackles to All-Pac-12 honors, as Tony Bergstrom was selected to the first team and John Cullen was named to the second team.
- Utah RB John White set a new school single-season rushing record in 2011 with 1,519 rushing yards.
- While serving as the Dir. of Player Personnel, Davis played a key role as Alabama signed the nation's No. 1 recruiting class in back-to-back years (2008 and 2009).
- In Davis' first year with the Dolphins, the offensive line improved from allowing 52 sacks in 2004 to just 26 in 2005.
- The Miami Dolphins' offensive line led a rushing attack that averaged 4.3 yards per carry in 2005 and 4.2 in 2006. It was the first time the Dolphins averaged more than 4.0 yards per carry in back-to-back seasons since 1986-87.
- While at USC, the Trojans won a pair of national championships and three BCS bowl games.
- Davis' offensive lines protected two Heisman Trophy winners at USC in Carson Palmer (2002) and Matt Leinart (2004).
- During his second stint at Wisconsin, the Badgers made five bowl appearances in five years, including two Rose Bowls.
- The UW offensive line paved the way for running back Ron Dayne, who rushed for an NCAA career record 6,397 yards with 63 touchdowns and won the 1999 Heisman Trophy.
- In 1992 at Utah, he helped the Utes earn their first bowl bid in 36 years and eventually three more bowl appearances in his seven years on staff from 1990-96.
- His first full-time coaching job at the Division I level came at Idaho State in 1989 as the Bengals' offensive line coach.

## PROMINENT PLAYERS COACHED

### USC

*T SAM BAKER* – Three-time All-American, as well as a Freshman All-American, who went on to become a first-round NFL Draft pick in 2008 by the Atlanta Falcons.

*C RYAN KALIL* – All-American in 2006 was selected in the second round of the 2007 NFL Draft by the Carolina Panthers. Won the 2006 Pac-10 Morris Trophy, awarded to the Pac-10's top offensive lineman as selected by the defensive linemen.

*T JACOB ROGERS* – Consensus first-team All-American in 2003 and won the Pac-10's Morris Trophy. Second-round draft pick by the Dallas Cowboys in 2004.

### UTAH

*T TONY BERGSTROM* – Named first-team All-Pac-12 offensive

line in 2011 and selected to play in the Senior Bowl.

*OL ANTHONY BROWN* – A third-team AP All-American and first-team All-WAC selection in 1994. An undrafted rookie in 1995, played five seasons with the Cincinnati Bengals.

*TE RAY ELGAARD* – Played at Utah in 1981-82 and later blossomed in the Canadian Football League from 1983-96. Retired as the CFL's all-time leader in receptions (830) and receiving yards (13,198). A member of the CFL Hall of Fame.

*G LANCE SCOTT* – First-team All-WAC in 1993 and 1994 and was a fifth-round draft pick in 1995 by the Arizona Cardinals.

*G BARRY SIMS* – Signed as an undrafted free agent with the Oakland Raiders in 1999 and played 12 NFL seasons with the Raiders and San Francisco 49ers.

### WISCONSIN

*TE MARK ANELLI* – First-team All-Big Ten selection in 2001 was a sixth-round pick by the San Francisco 49ers in 2002.

*T AARON GIBSON* – Consensus first-team All-American in 1998 and a finalist for both the Lombardi Award and Outland Trophy, given to the nation's best interior lineman. Also first-team All-Big Ten in 1998. Selected in the first round of the 1999 NFL Draft by the Detroit Lions.

*T CHRIS McINTOSH* – A consensus first-team All-American in 1999 and finalist for the Outland Trophy. Also a first-team All-Big Ten selection in 1999 and helped lead an offense that rushed for a school-record 3,305 yards that year. Drafted 22nd overall by the Seattle Seahawks in 2000.

## NFL PLAYERS (Round Drafted)

TE Andy Parker (5th) – Utah '84 – Los Angeles Raiders  
 T Kevin Belcher (7th) – Wisconsin '85 – Los Angeles Raiders  
 T Jeff Dellenbach (4th) – Wisconsin '85 – Miami Dolphins  
 T Paul Gruber (1st) – Wisconsin '88 – Tampa Bay Buccaneers  
 T Rob Woods (4th) – Arizona '89 – Cincinnati Bengals  
 TE Craig Hudson (10th) – Wisconsin '90 – Kansas City Chiefs  
 T Glenn Parker (3rd) – Arizona '90 – Buffalo Bills  
 TE Kurt Haws (4th) – Utah '94 – Washington Redskins  
 OL Anthony Brown (UFA) – Utah '95 – Cincinnati Bengals  
 G Lance Scott (5th) – Utah '95 – Arizona Cardinals  
 TE Henry Lusk (7th) – Utah '96 – New Orleans Saints  
 G Barry Sims (UFA) – Utah '99 – Oakland Raiders  
 T Aaron Gibson (1st) – Wisconsin '99 – Detroit Lions  
 T Chris McIntosh (1st) – Wisconsin '00 – Seattle Seahawks  
 T Mark Tauscher (7th) – Wisconsin '00 – Green Bay Packers  
 TE Mark Anelli (6th) – Wisconsin '02 – San Francisco 49ers  
 T Ben Johnson (7th) – Wisconsin '03 – Detroit Lions  
 T Jacob Rogers (2nd) – USC '04 – Dallas Cowboys  
 T Winston Justice (2nd) – USC '06 – Philadelphia Eagles  
 C Norm Katnik (UFA) – USC '06 – New York Jets  
 G Deuce Latui (2nd) – USC '06 – Arizona Cardinals  
 G Fred Matua (7th) – USC '06 – Detroit Lions  
 C Ryan Kalil (2nd) – USC '07 – Carolina Panthers  
 T Sam Baker (1st) – USC '08 – Atlanta Falcons  
 T Tony Bergstrom (3rd) – Utah '12 – Oakland Raiders  
 T Xavier Nixon (UFA) – Florida '13 – Washington Redskins

## PLAYING CAREER

Started his collegiate career at Chabot Junior College in Hayward, Calif., as an offensive tackle for two seasons and was inducted into the Chabot College Hall of Fame. Was then a three-year letterman on the offensive line at Utah, earning the team's Most Inspirational Player Award in 1980. Played at Florida while with the Utes' in 1977. He played in the CFL for the Hamilton Tigercats (1981) and in the USFL for the L.A. Express (1983).

## PERSONAL INFORMATION

Birthdate: June 17, 1958

Hometown: Castro Valley, Calif.

Education: 1982 - Bachelor's Degree from Utah; 1986 - Master's Degree from Wisconsin

Family: He and his wife, Janice, have a son, Nick, and a daughter, Mary Rose.

## BOWL GAMES AS A COACH

1984: Hall of Fame

1989: Centennial (JUCO)

1992: Copper

1993: Freedom

1994: Freedom

1996: Copper

1997: Outback

1999: Rose

2000: Rose

2000: Sun

2003: Orange

2004: Rose

2005: Orange

2008: Insight

2009: Insight

2011: Sun

2013: Sugar



**D.J. DURKIN**  
DEFENSIVE COORDINATOR  
LINEBACKERS  
4th Year

- Promoted to defensive coordinator after spending three seasons as the special teams' coordinator. Will continue to coach the linebackers as well.
- In 2012 with a veteran linebacker group, the Gators' defense finished ranked fifth in the country in total defense, allowing 287.5 yards per game, and fourth nationally in rush defense (94.9 yards per game).
- Senior Jon Bostic earned second-team All-SEC honors, while freshman Antonio Morrison was selected to the SEC All-Freshman team.
- Florida's special teams shined once again in 2012. UF ranked seventh nationally in kickoff coverage, allowing just 18 yards per return, and ranked 11th in punt returns, averaging 13.8 yards per return.
- UF blocked six kicks in 2012, ranking fifth nationally and tied for first in the SEC, marking the sixth time in seven seasons and all three of Durkin's seasons as special teams' coordinator that the Gators led the SEC in blocks.
- Florida scored a touchdown on a punt return for the eighth-straight year and also had a kickoff return touchdown for the fourth-straight season. Andre Debose set the UF career record with his fourth kickoff return for a touchdown.
- The Gators finished ninth nationally in net punting, boasting a 40.5 net average, and sophomore Kyle Christy was named a finalist for the 2012 Ray Guy Award.
- Guided placekicker Caleb Sturgis, who was a two-time finalist for the Lou Groza Award (2011, '12) and set numerous school records, including career field goals made (70) and attempted (88). Sturgis was named a first-team All-American as a senior in 2012.
- Sturgis was one of two kickers in the FBS to make three field goals of 50-or-more yards in 2011 and set a school record with five career 50-yarders. He ranked third in the nation with his 22 made FG, which was one shy of UF's season record.
- Florida's 2011 special teams unit blocked six kicks, which ranked sixth in the nation.
- As the Florida linebackers coach, Durkin was responsible for a unit which ranked ninth in the nation in total defense and 10th in pass defense. Linebacker Jon Bostic led the team with 94 tackles while fellow linebacker Jelani Jenkins was third with 75 total tackles.
- Helped punter Chas Henry win the 2010 Ray Guy Award, as Henry became the first Gator to bring home that honor, and earn consensus All-American recognition. Florida finished the season second in net punting (40.9) and tied for 14th in punt average (44.2) nationally.
- In his first season at the University of Florida, his linebacker unit helped the Gators post the 31st-ranked run defense in the nation (130.6 yards per game).
- UF led the SEC in kickoff return average (26.3) as well as kickoff return touchdowns (2), sparked by redshirt freshman Andre Debose, who ranked 14th in the country in kickoff return average (28.0) and tied for second in kickoff return touchdowns (2). Debose's two kickoff return scores also set a single-season UF record.

- Florida's punt coverage unit allowed just 109 return yards on 51 punts and led the nation in net punting average during the regular season (second overall including bowl games).
- One of two assistant coaches, along with Brian White, hired by Will Muschamp from Urban Meyer's 2010 staff.
- Spent three seasons at Stanford University, where he worked with the defensive ends and coordinated the special teams' units. Under Durkin's guidance, Stanford's defensive ends helped the Cardinal rank 11th nationally in sacks per game in 2007 and 2009.
- In 2009, guided Stanford's kickoff return unit which averaged 27.5 yards per return, leading the Pac-10 and ranking No. 3 nationally, and scored three touchdowns. In addition, coverage units both ranked top-three in the Pac-10, as kickoff coverage allowed just 19.8 yards per return and punt coverage limited opponents to a 6.8-yard average.
- Returned to his alma mater, BGSU, where he worked with the defensive ends in 2005 before taking over responsibilities with the linebackers and special teams in 2006.
- Following a two-year stay at Bowling Green as a graduate assistant, he moved to Notre Dame, where he assisted the Irish staff in all defensive aspects with concentrated duties on the defensive ends.
- Worked closely with the school's all-time sack leader and two-time NFL Super Bowl champion, Justin Tuck, in 2004.
- Began his coaching career at Bowling Green, serving as a defensive graduate assistant on head coach Urban Meyer's staff for two seasons (2001-02).
- In 2002, the Falcons finished with a 9-3 record and were ranked in the Top 20 in both major polls.
- In 2001, BGSU's defense ranked first in the Mid-American Conference in total defense (319.5), rushing yards (86.3), rushing average (2.6), scoring (19.5), rushing touchdowns (five) and overall touchdowns (27).

## PROMINENT PLAYERS COACHED

### FLORIDA

**LB JON BOSTIC** – Finished his career at UF with 237 total tackles, 19.0 TFL, 7.5 sacks and 5 interceptions. Named to the All-SEC Second Team as a senior and was drafted in the second round of the 2013 NFL Draft by the Chicago Bears.

**P CHAS HENRY** – 2010 Ray Guy Award winner and consensus All-American, helped UF finish second in the nation in net punting.

**K CALEB STURGIS** – 2011 and 2012 Lou Groza Award finalist. Set Florida career records of field goals made (70) and attempted (88) and made field goals of 50+ yards (5). First-team All-American in 2012 and second-team All-American in 2011. Drafted in the fifth round of the 2013 NFL Draft by the Miami Dolphins.

### STANFORD

**DE THOMAS KEISER** – A Football Writers Association of America and Sporting News first-team freshman All-American in 2008.

## COACHING EXPERIENCE

2013	<b>FLORIDA</b> Defensive Coord./ Linebackers	2005	<b>BOWLING GREEN</b> Defensive Ends
2010-12	<b>FLORIDA</b> Special Teams Coord./ Linebackers	2003-04	<b>NOTRE DAME</b> Graduate Asst.
2007-09	<b>STANFORD</b> Special Teams Coord./ Defensive Ends	2001-02	<b>BOWLING GREEN</b> Graduate Asst.
2006	<b>BOWLING GREEN</b> (Special Teams Coord./Linebackers		

**WR CHRIS OWUSU** – A first-team All-Pac-10 selection as a kick-off returner in 2009, after tallying 1,167 yards on 37 returns (31.5 avg.) and three touchdowns.

### NOTRE DAME

**DE JUSTIN TUCK** – Finished his career at Notre Dame in 2004 as the all-time sack leader (24.5), while also setting school records in career tackles for loss (43) and single-season sacks (13.5).

### NFL PLAYERS (Round Drafted)

DE Justin Tuck (3rd) – Notre Dame '05 – New York Giants  
DE Erik Long (7th) – Stanford '10 – Tampa Bay Buccaneers  
P Chas Henry (UFA) – Florida '11 – Philadelphia Eagles  
LB Jon Bostic (2nd) – Florida '13 – Chicago Bears  
LB Jelani Jenkins (4th) – Florida '13 – Miami Dolphins  
K Caleb Sturgis (5th) – Florida '13 – Miami Dolphins  
LB Lereatee McCray (UFA) – Florida '13 – Denver Broncos

### PLAYING CAREER

Four-year starting defensive end and outside linebacker at Bowling Green (1997-2000) who served as one of the team captains for two seasons. Started a total of 33 games in his career and recorded 131 tackles, including 28 for loss. Durkin led the team in sacks in 1998 and finished second in that category in 2000. Received numerous awards during his playing career, including the Ken Schoeni Award for character and toughness, the Carlos Jackson Award personifying the values of a student-athlete and the Leadership Award.

### PERSONAL INFORMATION

Birthdate: Jan. 15, 1978

Hometown: Youngstown, Ohio

Education: 2001 – Bachelor's Degree in Business Marketing from Bowling Green State University; 2004 – Master's Degree in Educational Administration and Supervision from Bowling Green State University

Family: He and his wife, Sarah, have one daughter, Abigail, and one son, Luke.

### BOWL GAMES AS A COACH

2004: Insight

2009: Sun

2011: Outback

2012: Gator

2013: Sugar



**BRAD LAWING**  
**ASSISTANT HEAD COACH**  
**DEFENSIVE LINE**  
*1st Year*

## COACHING EXPERIENCE

2013	<b>FLORIDA</b> Assistant Head Coach/ Defensive Line	1989-98	<b>SOUTH CAROLINA</b> Defensive Line/ Recruiting Coord.
2006-12	<b>SOUTH CAROLINA</b> Defensive Line	1983-88	<b>APPALACHIAN STATE</b> Defensive Line/ Offensive Tackles/Tight Ends
2003-05	<b>NORTH CAROLINA</b> Defensive Line/ Recruiting Coord.	1980-82	<b>HAVELOCK (N.C.) HIGH SCHOOL</b>
1999-02	<b>MICHIGAN STATE</b> Defensive Line/ Recruiting Coord.		

- His 2012 USC team set a school record with 43 sacks on the season. The team's 43 sacks ranked sixth in the nation. Sophomore Jadeveon Clowney was a unanimous first-team All-American after recording a school-record 23.5 tackles for loss and a school-record 13.0 sacks.
- In 2011, South Carolina finished the year with the nation's third-best defense, a unit that surrendered just 268 yards per contest. Aided by a ferocious pass rush, Carolina boasted the nation's second-best pass defense and ranked 11th in the country, allowing just 18.4 points per game.
- Under his watch, defensive end Melvin Ingram earned first-team All-America honors while Jadeveon Clowney was the SEC Freshman of the Year in 2011.
- His 2010 squad recorded 41 sacks and helped the Gamecocks put together the league's third-best and nation's 12th-best rushing defense. Defensive end Devin Taylor earned first-team All-SEC recognition.
- In 2009, the Gamecocks finished in the upper half of the SEC in every defensive category and were 15th in the country in total defense.
- The Gamecocks finished the 2008 season with the 13th-ranked defense nationally. Carolina showed its most improvement in run defense, allowing 133 yards per game, ranking 43rd in the country, after surrendering 209 yards per game on the ground in 2007 while ranking 110th in the nation.
- In 2007, Lawing coached Eric Norwood to All-SEC honors. Norwood finished the season with a school-record 19.5 tackles for loss. Ladi Ajiboye was a second-team Freshman All-American.
- In 2006, Lawing pieced together a defensive line that had no seniors in the rotation and lost its best interior lineman (Marque Hall) to a season-ending injury early in the campaign. Eric Norwood shared the team lead in sacks while earning first-team Freshman All-America honors.
- In his prior 10-year stint at South Carolina (1989-98), Lawing tutored the defensive line and served as recruiting coordinator under Sparky Woods and Brad Scott. During his time in Columbia, he helped produce three NFL players in Corey Miller, Gerald Dixon and Henry Taylor, and coached three All-SEC players in Taylor, nose tackle Eric Sullivan and end Stacy Evans. He also recruited defensive end John Abraham, a four-time NFL Pro Bowl selection.
- Lawing spent three seasons as North Carolina's defensive line coach and recruiting coordinator. His three recruiting classes were ranked among the nation's top-25.
- Between his stops at Carolina, Lawing spent four seasons at Michigan State, where he served as defensive line coach and recruiting coordinator. During his tenure, the Spartans led the Big Ten in total defense during the 1999 and 2000 regular seasons.
- In his first season at MSU, the Spartans led the Big Ten and ranked fifth nationally in rushing defense.
- Lawing also played an integral part in helping MSU assemble one of the nation's top-20 recruiting classes for three-straight years. He was instrumental in the development of four NFL

players, including All-America and first-round draft pick Julian Peterson, Robaire Smith, Jace Saylor and Josh Shaw.

- Lawing began his college coaching career at Appalachian State. He mentored the defensive line for five years and the tight ends and offensive tackles for one season. Eight of his players earned all-conference honors, including Southern Conference Player of the Year Anthony Downs in 1987 and future NFL players Tommy Dawkins and Mike Frier.

## PROMINENT PLAYERS COACHED

### SOUTH CAROLINA

*DE JADEVEON CLOWNEY* – Consensus first-team All-American as a sophomore in 2012. Named the SEC Freshman of the Year and a freshman All-American in 2011.

*LB GERALD DIXON* – Played nine seasons in the NFL after being selected in the third round by the Cleveland Browns in 1992.

*DE MELVIN INGRAM* – Consensus first-team All-American in 2011. Selected 18th overall in the 2012 NFL Draft by San Diego.

*DE CLIFF MATTHEWS* – Second-team All-SEC performer who was drafted by the Atlanta Falcons in 2011.

*DE ERIC NORWOOD* – Set USC's all-time sack record and tackles-for-loss record and was a first-team All-American in 2009. Drafted in the 4th round by the Carolina Panthers in 2010.

*DE DEVIN TAYLOR* – Two-time All-SEC honoree who totaled 18.5 sacks and 34 tackles-for-loss for the Gamecocks.

### MICHIGAN STATE

*LB JULIAN PETERSON* – A first team All-American in 1999 who was drafted in the first round by San Francisco. Five-time Pro Bowler played 11 years in the NFL.

*DT JOSH SHAW* – Taken in the fifth round of the 2002 NFL Draft by San Francisco and played four seasons in the league.

*DE ROBAIRE SMITH* – Fifth on the Spartans' all-time sacks list (22) and fourth in tackles-for-loss (48). Selected by the Tennessee Titans in the sixth round in 2000 and played 11 years in the NFL.

### APPALACHIAN STATE

*DL ANTHONY DOWNS* – In the Appalachian State Hall of Fame, was the Southern Conference Defensive Player of the Year and first team All-American in 1987. Three-time All-Conference selection.

## NFL PLAYERS (Round Drafted)

*DE Leroy Howell (9th)* – Appalachian State '84 – Buffalo Bills

*LB Corey Miller (6th)* – South Carolina '91 – New York Giants

*LB Gerald Dixon (3rd)* – South Carolina '92 – Cleveland Browns

*DT Henry Taylor (UFA)* – South Carolina '98 – Detroit Lions

*OLB Julian Peterson (1st)* – Michigan State '00 – San Francisco 49ers

*DE Robaire Smith (6th)* – Michigan State '00 – Tennessee Titans

*DT Jace Saylor (UFA)* – Michigan State '00 – New England Patriots

*DT Josh Shaw (5th)* – Michigan State '02 – San Francisco 49ers

*DT Chase Page (7th)* – North Carolina '06 – San Diego Chargers

*DE Eric Norwood (4th)* – South Carolina '10 – Carolina Panthers  
*DE Clifton Geathers (6th)* – South Carolina '10 – Cleveland Browns  
*DE Cliff Matthews (7th)* – South Carolina '11 – Atlanta Falcons  
*DE Melvin Ingram (1st)* – South Carolina '12 – San Diego Chargers  
*DT Travian Robertson (7th)* – South Carolina '12 – Atlanta Falcons  
*DE Devin Taylor (4th)* – South Carolina '13 – Detroit Lions

## PLAYING CAREER

A four-year letterwinner in football and a 1979 graduate of Lenoir-Rhyne.

## PERSONAL INFORMATION

Birthdate: Aug. 10, 1957

Hometown: Hickory, N.C.

Education: 1979 – Bachelor's degree (Lenoir-Rhyne); 1985 – Master's degree (Appalachian State)

Family: He and his wife, Laura, have two grown children and one grandchild.

## BOWL GAMES AS A COACH

1995: Carquest

2000: Citrus

2001: Silicon Valley

2004: Continental Tire

2006: Liberty

2009: Outback

2010: Papajohns.com

2010: Chick-fil-A

2012: Capital One

2013: Outback



## DEREK LEWIS

TIGHT ENDS

3rd Year

- Has six years experience coaching the tight end position and nine years experience coaching at the college level.
- Last season, tutored first-team All-SEC selection Jordan Reed, who led the team with 45 catches for 559 yards. He also added three touchdowns. Reed ranked ninth nationally in catches by a tight end and 13th in receiving yards by a tight end.
- In 2011, led a tight end group that totaled 47 catches for 584 yards (12.4 ypc) and three touchdowns. Reed finished second on the team with 28 catches and third on the team with 307 receiving yards. True freshman tight end A.C. Leonard had eight catches for 99 yards in his first collegiate season.
- Tutored Minnesota's Nick Tow-Arnett to an All-Big Ten Honorable Mention selection following the 2009 season after Tow-Arnett finished second on the team with 37 receptions for 505 yards and three touchdowns. As a group, Gopher tight ends in 2009 averaged over 13 yards per reception.
- Tight ends were also a prominent part of the Gopher offense in 2008, as the group hauled in 46 receptions for 542 yards and three TDs, averaging 11.8 yards per reception. Jack Simmons was second on the team in receptions with 36 and was recognized by the Big Ten as an Honorable Mention selection.
- Minnesota's tight ends accounted for 30 receptions and 351 yards in 2007, part of the second-best single-season passing mark (2,949 yards) in school history.
- From 2005-06, Lewis worked at Texas as a graduate assistant, where he was part of the staff that captured the 2005 BCS National Title. He also coached TE David Thomas, who owns UT career records for receptions, receiving yards and touchdowns by a tight end, in addition to the Texas single-game record for receptions by a tight end (10, 2006 Rose Bowl).

### PROMINENT PLAYERS COACHED

#### FLORIDA

*TE JORDAN REED* – Earned first-team All-SEC honors from the Associated Press and second-team honors by the league's coaches. Florida's leading receiver his last two seasons in 2011 and 2012, totaled 79 catches for 945 yards with six touchdowns. Declared early for the 2013 NFL Draft and was selected in the third round by the Washington Redskins.

#### MINNESOTA

*TE NICK TOW-ARNETT* – Earned All-Big Ten Honorable Mention as Minnesota's second-leading receiver in 2009.

#### TEXAS

*TE DAVID THOMAS* – Completed his college career as the most prolific receiving tight end in University of Texas history and set the school's all-time career records for receptions by a tight end (98), receiving yards by a tight end (1,367) and touchdown receptions by a tight end (15). The New England Patriots selected him in the third round of the 2006 NFL Draft.

### NFL PLAYERS (Round Drafted)

TE David Thomas (3rd) – Texas '06 – New England Patriots  
 TE Nick Tow-Arnett (UFA) – Minnesota '10 – Seattle Seahawks  
 TE Jordan Reed (3rd) – Florida '13 – Washington Redskins

### PLAYING CAREER

While with the Longhorns, Lewis was a solid four-year receiving tight end who started 16 career games. He played in three bowl games (1995 Sugar Bowl; 1997 Fiesta Bowl; 1999 Cotton Bowl) and was a member of two conference championship teams (1995 SWC; 1996 Big 12). Lewis was voted 1998 first-team All-Big 12 by conference coaches after being named third-team All-Big 12 in 1997. Lewis hauled in 18 catches for 236 yards and six touchdowns in a senior campaign that was highlighted by his 61-yard reception on fourth and inches that helped seal the 1996 Big 12 Championship game for Texas. He finished his career ranked third all-time at Texas in TDs by a tight end (8), ranked fifth in career receptions by a tight end (47), and ranked seventh on the school's chart for receiving yards by a tight end (551). He spent two seasons as a member of the St. Louis Rams (1999-2000) and was part of the Super Bowl XXXIV championship team.

### COACHING EXPERIENCE

2011-13 **FLORIDA** Tight Ends  
 2007-10 **MINNESOTA** Tight Ends/  
 Assistant Special Teams  
 2007 **NORTH TEXAS** Defensive Ends  
 2005-06 **TEXAS** Graduate Assistant

### PERSONAL INFORMATION

Birthdate: April 3, 1977  
 Hometown: New Orleans, La.  
 Education: 1998 – Bachelor's Degree in Kinesiology from University of Texas  
 Family: He and his wife, Adonis, have one son, Myles.

### BOWL GAMES AS A COACH

2006: Rose (BCS National Championship Game)  
 2006: Alamo  
 2008: Insight  
 2009: Insight  
 2012: Gator  
 2013: Sugar

### BOWL GAMES AS A PLAYER

1995: Sugar  
 1997: Fiesta  
 1999: Cotton



**BRENT PEASE**  
OFFENSIVE COORDINATOR  
QUARTERBACKS  
2nd Year

## COACHING EXPERIENCE

2012-13	<b>FLORIDA</b> Offensive Coord./Quarterbacks	1999-00	<b>NORTHERN ARIZONA</b> Assistant Head Coach/Offensive Coord./Quarterbacks
2011	<b>BOISE STATE</b> Offensive Coord./Quarterbacks	1996-98	<b>MONTANA</b> Offensive Coord./Quarterbacks
2007-10	<b>BOISE STATE</b> Assistant Head Coach/Wide Receivers	1995-98	<b>MONTANA</b> Offensive Backs/Wide Receivers
2006	<b>BOISE STATE</b> Wide Receivers	1991-94	<b>MONTANA</b> Running Backs/Wide Receivers
2003-05	<b>BAYLOR</b> Offensive Coord./Quarterbacks		
2001-02	<b>KENTUCKY</b> Offensive Coord./Quarterbacks		

- A 22-year coaching veteran and a former NFL quarterback, Pease spent six seasons at Boise State prior to coming to UF.
- Has served 12 seasons as an offensive coordinator and has coached at his alma mater, Montana (1991-98), as well as Northern Arizona (1999-2000), Kentucky (2001-02) and Baylor (2003-05).
- In his first season at Florida, guided an offense that produced the school's first 1,000-yard rusher since 2004 and just the eighth player in school history. Running back Mike Gillislee finished with 1,152 yards, the seventh-most in a single season in UF history.
- Tutored first-year starting quarterback Jeff Driskel in 2012 at Florida, who led the team to an 11-2 record and berth in the Allstate Sugar Bowl. Driskel set a school-record with 177 rushing yards at Vanderbilt, the most in a single game by a UF quarterback.
- The Gator offense ranked third in the SEC in rushing, averaging 188.1 yards per game, in 2012.
- Florida only turned the ball over 15 times all season, 13th-fewest in the nation, and had six games without a turnover in 2012. It was the third-fewest turnovers by a UF team in school history.
- At Boise State, Pease and the Broncos posted a 73-6 (.924) record, with four conference championships, and ranked in the top five of the final AP Poll twice.
- In 2011 under Pease, Boise State averaged 44.2 points and 481.3 yards per game en route to a 12-1 record and a 56-24 victory in the Las Vegas Bowl over Arizona State.
- In 2009, Pease had six different receivers that caught at least 20 passes. Austin Pettis set a school record with 14 touchdowns, which included a record streak of 10 consecutive games with a touchdown catch. Titus Young led the team in receiving with 79 catches for 1,041 yards and 10 scores.
- While at Baylor, the Bears broke the school's single-season mark for completion percentage (.595) and established a new standard for pass completions with 235 in 2004. BU threw for 2,342 yards, the fifth-highest one-year total in school history, and improved its total offense average (311.8 ypg) by more than 30 yards per game over the 2003 team.
- In 2003, the Baylor offense produced the program's first 1,000-yard rusher since 1995 (and just the sixth ever at the time) in RB Rashad Armstrong, who earned All-Big 12 honors after rushing for 1,074 yards.
- During his time at Baylor, Pease coached future NFL wide receivers Trent Shelton (2009 Washington Redskins) and Dominique Zeigler (2008, 2010 San Francisco 49ers).
- From 2001-02, Pease helped turn Kentucky into one of the top scoring teams in the country. After posting a 2-9 record in 2001, Kentucky finished 7-5 in 2002 and led the SEC in scoring offense (32.1 pts/game, 23rd nationally).
- At Northern Arizona in 1999 and 2000, he helped the Lumberjacks advance to the 1999 NCAA Division I-AA playoffs.
- Pease helped Montana establish themselves as one of the premier I-AA programs in the mid-'90s, when they won the I-AA national championship in 1995, finished second in 1996

and advanced to the semifinals in 1994.

- While at Montana, the Grizzlies had 10 or more wins four times and made the playoffs each of his last six years.
- While he was the team's offensive coordinator, Montana compiled records of 14-1 (1996), 8-4 (1997) and 8-4 (1998).
- Montana quarterbacks won the Big Sky Conference Offensive Player of the Year Award in five of his eight seasons at the school. Pease also coached two All-American wide receivers.

## PROMINENT PLAYERS COACHED

### FLORIDA:

**RB MIKE GILLISLEE** – In his one year as the starter in 2012, Gillislee rushed for 1,152 yards, seventh-most in a single season in UF history, and became the first 1,000-yard rusher since 2004 and just the eighth UF player all-time to rush for 1,000 yards. Named first team All-SEC.

### BOISE STATE:

**WR JEREMY CHILDS** – A two-time All-WAC member, is fourth all-time at BSU in career receptions (168) and holds the record for single-season receptions (82) set back in 2007.

**QB KELLEN MOORE** – The first quarterback in FBS to win 50 games in his career, finishing with a 50-3 (.943) record. He was the first player in NCAA history with four seasons having both 3,000 yards of total offense and 3,000 passing yards.

**WR AUSTIN PETTIS** – Boise State's all-time leader in receptions (229) and touchdown catches (39). Two-time first team All-WAC honoree ranks second in BSU history with 2,838 receiving yards. Selected in the third round of the 2011 NFL Draft by the St. Louis Rams.

**WR TYLER SHOEMAKER** – An All-Mountain West WR who set a Boise State single-season record with 16 TD catches in 2011.

**WR TITUS YOUNG** – A three-time first team All-WAC selection and Boise State's all-time leader in receiving yards (3,063). Was the first BSU player to record two 1,000-yard receiving seasons (2009, '10). A second round draft pick of the Detroit Lions in the 2011 NFL Draft.

### KENTUCKY:

**WR DEREK ABNEY** – Ranks second in school history in receptions (197), while finishing third in receiving yards (2,339) and touchdown receptions (18).

**QB JARED LORENZEN** – The school's all-time leader in total offense (10,637) and passing yards (10,354) and ranks second in UK history with 78 touchdown passes.

**RB ARTOSE PINNER** – All-SEC selection led the conference and finished 13th nationally in rushing in 2002. Rushed for 1,414 yards and 13 touchdowns in 2002, both marks ranking second in school history for single-season records.

### MONTANA:

**QB DAVID DICKENSON** – Won the Walter Payton Award as the I-AA National Player of the Year in 1995 and was the Big Sky Conference Most Valuable Player from 1993-95.

## NFL PLAYERS (Round Drafted)

RB Artose Pinner (4th) – Kentucky '03 – Detroit Lions  
WR Derek Abney (7th) – Kentucky '04 – Baltimore Ravens  
QB Jared Lorenzen (UFA) – Kentucky '04 – New York Giants  
WR Trent Shelton (UFA) – Baylor '07 – Detroit Lions  
WR Dominique Zeigler (UFA) – Baylor '07 – San Francisco 49ers  
WR Legedu Naanee (5th) – Boise State '07 – San Diego Chargers  
WR Austin Pettis (3rd) – Boise State '11 – St. Louis Rams  
WR Titus Young (2nd) – Boise State '11 – Detroit Lions  
RB Doug Martin (1st) – Boise State '12 – Tampa Bay Buccaneers  
OT Nate Potter (7th) – Boise State '12 – Arizona Cardinals  
QB Kellen Moore (UFA) – Boise State '12 – Detroit Lions  
WR Tyler Shoemaker (UFA) – Boise State '12 – Tampa Bay Buccaneers  
TE Jordan Reed (3rd) – Florida '13 – Washington Redskins  
RB Mike Gillislee (5th) – Florida '13 – Miami Dolphins  
WR Frankie Hammond, Jr. (UFA) – Florida '13 – Kansas City Chiefs  
WR Omarius Hines (UFA) – Florida '13 – Baltimore Ravens  
OL Xavier Nixon (UFA) – Florida '13 – Washington Redskins

## PLAYING CAREER

After two seasons at Walla Walla (Wash.) Community College, Pease played quarterback at the University of Montana in 1985-86. He led the nation in total offense in 1986 and set nine school records during a standout career. After college, Pease was drafted by the NFL's Minnesota Vikings and played two years for the Houston Oilers (1987-88). He also played in the Canadian Football League, the World League of American Football and the Arena Football League. In 1991, he was the first player selected in the inaugural WLAF Draft by the Birmingham Fire.

## PERSONAL INFORMATION

Birthdate: Oct. 8, 1964

Hometown: Moscow, Idaho

Education: 1990 – Bachelor's Degree in Health and Human Performance from Montana

Family: He and his wife, Paula, have two children, a daughter, Halle, and a son, Karsten.

## FCS CHAMPIONSHIP FINISHES

1993: FCS Championship – First Round (Montana)  
1994: FCS Championship – Semifinals (Montana)  
1995: FCS Championship – National Champions (Montana)  
1996: FCS Championship – Finals (Montana)  
1997: FCS Championship – First Round (Montana)  
1998: FCS Championship – First Round (Montana)  
1999: FCS Championship – First Round (Northern Arizona)

## BOWL GAMES AS A COACH

2007: Fiesta 2010: Las Vegas  
2007: Hawaii 2011: Las Vegas  
2008: Poinsettia 2013: Sugar  
2010: Fiesta



## JOKER PHILLIPS

RECRUITING COORDINATOR  
WIDE RECEIVERS

1st Year

- Phillips came to UF after being the head coach at the University of Kentucky for the past three seasons (2010-12).
- A native Kentuckian and former Wildcat player, Phillips was only the fifth Kentucky alumnus to become head coach of the Wildcats. Phillips was UK's first African-American head football coach and only the second in the history of the Southeastern Conference.
- Became the first coach in Kentucky history to take a team to a bowl game in his first season. In addition, Phillips won more games than any first-year UK coach since Blanton Collier in 1954. His teams also broke long-time streaks with wins over South Carolina and Tennessee.
- Phillips was on the UK staff of head coach Rich Brooks from 2003-09, including five seasons as offensive coordinator. He made an immediate impact, as Kentucky improved its scoring average and total offense in each of the first three years under his direction.
- The yearly progression reached its zenith when Kentucky scored a school-record 475 points during its 13-game schedule in 2007, helping spark the Wildcats to a second-consecutive Music City Bowl victory. Total offense also was a highlight of the '07 season. UK's total offense of 5,764 yards was the second-highest total in school history. The average of 443.4 yards per game is fourth in UK annals.
- Phillips was nationally acclaimed following Kentucky's 43-37 upset of No. 1 LSU. He was named National Coordinator of the Week by Rivals.com and the National Offensive Coordinator of the Week by the Master Coaches Survey.
- Phillips' offensive style has shown flexibility and balance between the run and the pass. During his time as offensive coordinator, UK had a 3,000-yard passer (André Woodson, who accomplished the feat twice), two 1,000-yard receivers (Keenan Burton and Steve Johnson) and a 1,000-yard rusher (Rafael Little, who reached the mark twice).
- As wide receivers coach, Phillips mentored Burton, Johnson, Dicky Lyons, Jr. and Derek Abney. With Burton, Johnson and Lyons leading the way, along with tight end Jacob Tamme and tailback Rafael Little, Kentucky was the only team in the nation in 2007 that had five players with at least 1,000 receiving yards during their careers.
- In addition to his coaching, Phillips also is a highly effective recruiter. He served as UK's recruiting coordinator in 2003-04.
- Phillips' abilities in that area have become known across the country, as he has been identified as one of the nation's top recruiters by Sports Illustrated.com and Rivals.com.
- Phillips began his coaching career at his alma mater as a graduate assistant in 1988-89. In 1990, he served as an assistant recruiting coordinator. He was a full-time assistant coach, in charge of the wide receivers, from 1991-96. In 1991, under Phillips' guidance, wide receiver Neal Clark broke the single-season record for pass receptions with 47 catches. Craig Yeast, who became the SEC's all-time leading receiver, played his first two seasons under Phillips in 1995-96.
- Phillips returned to UK from South Carolina, where he coached the wide receivers under head coach Lou Holtz in

2002. Gamecock newcomer Troy Williamson earned SEC All-Freshman honors that year and went on to become the No. 7 pick in the first round of the 2005 NFL Draft.

- Phillips also has coached at Cincinnati (1997-98), Minnesota (1999-2000) and Notre Dame (2001). At Minnesota, he guided All-Big Ten wide receiver Ron Johnson, who went on to play for the NFL's Baltimore Ravens. In his year at Notre Dame, Phillips placed two wideouts in the NFL, Javin Hunter and David Givens.

### PROMINENT PLAYERS COACHED

#### KENTUCKY

**WR KEENAN BURTON** – 2006 AP All-SEC First Team. Became the third UK receiver to go over 1,000 yards receiving in a single season. Drafted by the St. Louis Rams in the fourth round of the 2008 NFL Draft.

**WR RANDALL COBB** – 2010 AP All-America First Team honoree. Drafted by the Green Bay Packers in the second round of the 2011 NFL Draft. Owns the NFL record for longest kickoff return.

**WR STEVE JOHNSON** – Caught 60 passes for 1,041 yards in 2007. His 1,041 yards in one season ranks second all-time in UK history. Has played for the NFL's Buffalo Bills for the past five seasons.

**QB ANDRE WOODSON** – Led Kentucky to its first bowl win in 22 years in the 2006 Music City Bowl. Broke Danny Wuerffel's SEC record of passing touchdowns in one season. Was drafted by the New York Giants in the sixth round of the 2008 NFL Draft.

#### SOUTH CAROLINA

**WR TROY WILLIAMSON** – AP First Team All-SEC in 2004. Was drafted seventh overall in the 2005 NFL Draft by the Minnesota Vikings. Played five seasons in the NFL.

#### NOTRE DAME

**WR DAVID GIVENS** – Played six seasons in the NFL and won two Super Bowls as a member of the New England Patriots.

#### MINNESOTA

**WR RON JOHNSON** – First Team All-Big Ten in 2000. Drafted in the fourth round by the Baltimore Ravens in the 2002 NFL Draft.

#### CINCINNATI

**WR CHAD PLUMMER** – Led Cincinnati to its first bowl win since 1951 in the 1997 Humanitarian Bowl. Drafted in the sixth round by the Denver Broncos in the 1999 NFL Draft.

### COACHING EXPERIENCE

2013	<b>FLORIDA</b> Recruiting Coord./Wide Receivers	2002	<b>SOUTH CAROLINA</b> Wide Receivers
2010-12	<b>KENTUCKY</b> Head Coach	2001	<b>NOTRE DAME</b> Wide Receivers
2009	<b>KENTUCKY</b> Head Coach of the Offense/ Wide Receivers	1999-00	<b>MINNESOTA</b> Wide Receivers
2005-08	<b>KENTUCKY</b> Offensive Coord./ Wide Receivers	1998	<b>CINCINNATI</b> Defensive Backs
2003-04	<b>KENTUCKY</b> Recruiting Coord./ Wide Receivers	1997	<b>CINCINNATI</b> Wide Receivers
		1991-96	<b>KENTUCKY</b> Wide Receivers
		1990	<b>KENTUCKY</b> Asst. Recruiting Coord.
		1988-89	<b>KENTUCKY</b> Graduate Asst.

### NFL PLAYERS (Round Drafted)

**WR Kio Sanford** (7th) – Kentucky '98 – San Diego Chargers  
**WR Craig Yeast** (4th) – Kentucky '99 – Cincinnati Bengals  
**WR Chad Plummer** (6th) – Cincinnati '99 – Denver Broncos  
**WR Ron Johnson** (4th) – Minnesota '02 – Baltimore Ravens  
**WR Javin Hunter** (6th) – Notre Dame '02 – Baltimore Ravens  
**WR David Givens** (7th) – Notre Dame '02 – New England Patriots  
**WR Derek Abney** (7th) – Kentucky '04 – Baltimore Ravens  
**WR Troy Williamson** (1st) – South Carolina '05 – Minnesota Vikings  
**WR Glenn Holt** (UFA) – Kentucky '06 – Cincinnati Bengals  
**TE Jacob Tamme** (4th) – Kentucky '08 – Indianapolis Colts  
**WR Keenan Burton** (4th) – Kentucky '08 – St. Louis Rams  
**QB Andre Woodson** (6th) – Kentucky '08 – New York Giants  
**WR Steve Johnson** (7th) – Kentucky '08 – Buffalo Bills  
**RB John Conner** (5th) – Kentucky '08 – New York Jets  
**RB Alfonso Smith** (UFA) – Kentucky '10 – Arizona Cardinals  
**WR Randall Cobb** (2nd) – Kentucky '11 – Green Bay Packers  
**G Larry Warford** (3rd) – Kentucky '13 – Detroit Lions

### PLAYING CAREER

Participated in football, basketball and track at Franklin-Simpson High School. Was all-state in football, playing quarterback and cornerback, and all-region in basketball. Wide receiver at the University of Kentucky from 1981-84, finishing his career fifth on the school career receiving list with 75 catches for 935 yards and nine touchdowns. Wide receiver with the Washington Redskins (NFL) in 1985 and 1987 and with the Toronto Argonauts (CFL) in 1986.

### PERSONAL INFORMATION

Name: Joe "Joker" Phillips, Jr. – Nicknamed "Joker" as a baby by his grandfather in order to distinguish Joker from his father, Joe Phillips Sr.

Birthdate: May 12, 1963

Hometown: Franklin, Ky.

Education: 1986 – Bachelor's Degree in Advertising from the University of Kentucky

Family: Married to Dr. Leslie Phillips.

### BOWL GAMES AS A COACH

1993: Peach	2007: Music City
1997: Humanitarian	2008: Liberty
1999: Sun	2009: Music City
2000: MicronPC.com	2010: BBVA Compass
2006: Music City	

### BOWL GAMES AS A PLAYER

1983: Hall of Fame  
 1984: Hall of Fame



**TRAVARIS  
ROBINSON**  
DEFENSIVE BACKS  
3rd Year

## COACHING EXPERIENCE

2011-13	<b>FLORIDA</b> Defensive Backs
2010	<b>TEXAS TECH</b> Secondary
2009	<b>SOUTHERN MISS</b> Cornerbacks
2008	<b>WESTERN KENTUCKY</b> Defensive Backs
2007	<b>AUBURN</b> Graduate Asst.
2006	<b>AUBURN</b> Student Asst.

- Led a secondary that was one of the best in the nation in 2012, ranking No. 2 in pass efficiency defense (95.55) and allowing just seven touchdown passes, the second-fewest in the nation.
- Florida had 20 interceptions on the season, tied for the 10th-most in school history and seventh nationally in 2012.
- Tutored first-team All-America safety Matt Elam, who totaled 76 tackles, 11.0 tackles-for-loss and four interceptions. Also coached safety Josh Evans, who led the team with 83 tackles in 2012.
- Coached cornerback Marcus Roberson, who earned second team All-SEC honors and totaled 12 pass breakups in 2012, tied for the sixth-most in a single season in UF history and the most since Joe Haden had 12 in the 2008 season.
- In 2011, guided a UF secondary that ranked seventh in the nation in pass defense (166.8 yds/game). Overall, the Gator defense ranked eighth nationally in total defense (299.5 yds/game) and second in third-down defense (27.12 percent).
- Helped Texas Tech to a TicketCity Bowl victory over Northwestern in 2010, finishing the season with an 8-5 record while two of his defensive backs (Cody Davis, D.J. Johnson) were awarded 2010 All-Big 12 Honorable Mention recognition along with a third (Jarvis Phillips) earning Freshman All-American Honorable Mention from CollegeFootballNews.com.
- His 2009 Southern Miss squad finished in the top four in Conference USA in pass efficiency defense (130.7), interceptions (12) and yards per pass attempt (7.06) and he coached First Team All-C-USA selection DB Eddie Hicks.
- Served his first season as a full-time assistant coach with Western Kentucky in 2008 and assisted DB Ryan Beard in being named to the Rivals.com Sun Belt Conference All-Freshman team.
- During his 2006 season as a staff assistant at Auburn, the Tigers posted an 11-2 record and won the Cotton Bowl while reaching a national ranking as high as No. 2.
- After earning his degree, he remained with Auburn for 2007 as a graduate assistant, assisting with all aspects of the defense. He was responsible for opponent scouting, organizing scout teams for the defense and kicking game, video breakdown and computer data entry, the defensive scouting report and all aspects of on-campus recruiting. The Tigers finished 9-4 and won the Chick-fil-A Bowl that season.
- Worked under Will Muschamp for his two seasons with the Auburn program.

## PROMINENT PLAYERS COACHED

### FLORIDA

**DB MATT ELAM** – Earned first-team All-America honors from the Associated Press, SI.com and Sporting News as well as first-team All-SEC honors. Totaled 176 tackles, 23.5 tackles-for-loss, 13 pass breakups, six interceptions and five sacks in his career. Declared for the 2013 NFL Draft and was selected in the first round by the Baltimore Ravens.

### SOUTHERN MISS

**DB EDDIE HICKS** – Selected First-team All-Conference USA in 2009, as he snared a team-high five interceptions and registered 64 tackles.

### AUBURN

**CB DAVID IRONS** – Was twice named to the All-SEC Second Team (1-Associated Press, 1-Coaches) before being drafted in the sixth round of the 2007 NFL Draft by the Atlanta Falcons.

**CB PATRICK LEE** – Became a full-time starter in 2007 and subsequently tallied 55 tackles and four interceptions. Lee would later be selected in the second round (60th overall) of the 2008 NFL Draft by the Green Bay Packers.

**CB WALTER MCFADDEN** – Named Second Team All-SEC in 2009 after picking off six passes and collecting 46 tackles. McFadden was chosen in the fifth round of the 2009 NFL Draft by the Oakland Raiders.

**CB JERRAUD POWERS** – A Coaches' Freshman All-SEC recipient who finished his career making 136 tackles and six interceptions before forgoing his senior year to enter the NFL Draft, where he was selected in the third round by the Indianapolis Colts.

**CB JONATHAN WILHITE** – In his three seasons at Auburn, recorded 101 tackles (77 solo), three interceptions and broke up 14 passes. Wilhite was selected in the fourth round of the 2008 NFL Draft by the New England Patriots.

## NFL PLAYERS (Round Drafted)

CB David Irons (6th) – Auburn '06 – Atlanta Falcons
CB Patrick Lee (2nd) – Auburn '07 – Green Bay Packers
CB Jonathan Wilhite (4th) – Auburn '07 – New England Patriots
CB Jerraud Powers (3rd) – Auburn '08 – Indianapolis Colts
CB Walter McFadden (5th) – Auburn '09 – Oakland Raiders
S Matt Elam (1st) – Florida '13 – Baltimore Ravens
S Josh Evans (6th) – Florida '13 – Jacksonville Jaguars

## PLAYING CAREER

A four-year letterwinner at Auburn from 1999-2002, Robinson played in 48 career games and helped the team win or share three-straight SEC Western Division crowns. Auburn went 30-19 (.612) overall during Robinson's career and finished in the top 20 following his senior season. He earned AP first-team All-SEC honors as a senior, tallying 92 total tackles, four interceptions and three pass breakups. He played two seasons in the NFL with the Atlanta Falcons and Tampa Bay Buccaneers.

## PERSONAL INFORMATION

Birthdate: September 21, 1981

Hometown: Miami, Fla.

Education: 2007 - Bachelor's Degree from Auburn

Family: Has a daughter, Jordyn.

## BOWL GAMES AS A COACH

2007: Chick-fil-A

2008: Cotton

2009: New Orleans

2011: TicketCity

2012: Gator

2013: Sugar

## BOWL GAMES AS A PLAYER

2001: Citrus

2001: Peach

2003: Capital One



**BRIAN WHITE**  
**RUNNING BACKS**  
 5th Year

- A 27-year coaching veteran and 2004 winner of the American Football Coaches Association (AFCA) Division I Assistant Coach of the Year. Has coached in 16 bowl games and served on coaching staffs that have won a national title and two league championships.
- In 2012, led a rushing attack that ranked third in the SEC, averaging 188 yards per game. Coached senior Mike Gillislee to the first 1,000-yard season at Florida since 2004 and just the 10th all-time. Gillislee earned first-team All-SEC honors in his only year as a starting tailback.
- Last season as a group, the running backs totaled 1,755 yards and averaged 4.9 yards per carry with 15 touchdowns.
- Served as the Interim Offensive Coordinator during the victory over Ohio State in the 2012 Gator Bowl. White was appointed that title after the departure of Charlie Weis in December.
- Led a running back group that totaled 2,040 rushing yards on 392 carries (5.2 yards per carry) and 15 rushing touchdowns while transitioning to a pro-style offense.
- Following the 2010 season, shifted from tight ends coach to running backs coach.
- In his first year at Florida, guided 2009 John Mackey Award winner Aaron Hernandez, who became the first Gator and first player from the SEC to receive the honor bestowed to the nation's top tight end. Hernandez's 68 receptions in 2009 ranked first among the nation's tight ends and set a new UF single-season record for tight ends.
- One of two assistant coaches, along with D.J. Durkin, retained by Will Muschamp from Urban Meyer's 2010 staff.
- During his 11-year tenure at Wisconsin, he mentored 1999 Heisman Trophy winner Ron Dayne, 2001 NFL first-round draft choice Michael Bennett, 2001 Big Ten Freshman of the Year Anthony Davis and 2006 Capital One Bowl Most Valuable Player Brian Calhoun.
- In his first year as offensive coordinator in 1999, the Badgers set a school record and finished 10th nationally in scoring (34.1 pts/game). The next season, Bennett was the third-leading rusher in Division I-A and the Badgers had a school-record six 200-yard passing games.
- Coached Wisconsin in the 2006 Capital One Bowl, which the Badgers captured with a 24-10 win over No. 7 Auburn.
- In 2004, White was named the AFCA Division I Assistant Coach of the Year while at Wisconsin.
- In 2001, UW quarterbacks Brooks Bollinger and Jim Sorgi each threw for more than 1,000 yards, while Davis was fifth in the nation in rushing and wide receiver Lee Evans set the Big Ten record for receiving yards in a season.
- During each of his first eight years, White helped the Badgers produce a 1,000-yard rusher.
- He served as the running backs coach during the Badgers' 1998 Big Ten championship season and was the offensive coordinator the next year when UW repeated as Big Ten champions.
- Was the passing game coordinator and wide receivers coach for UNLV in 1994 when the Rebels owned the nation's 14th-best passing offense (265 yds/game).

- In 1993, during his stint at Nevada, the Wolf Pack led the nation in total offense (582.7 yards per game) and passing offense (401 yds/game).
- Was a graduate assistant for the 1988 Notre Dame team that won the National Championship.

## PROMINENT PLAYERS COACHED

### FLORIDA

**RB JEFF DEMPS** – Had 2,470 career rushing yards, good enough for eighth in school history. Demps, who was a national champion sprinter, had the highest yard per carry average (6.7) at UF since 1996 among players who had at least 350 attempts.

**RB MIKE GILLISLEE** – In his one year as the starter in 2012, Gillislee rushed for 1,152 yards, seventh-most in a single season in UF history, and became the first 1,000-yard rusher since 2004 and just the eighth UF player all-time to rush for 1,000 yards. Named first team All-SEC and was selected in the fifth round of the 2013 NFL Draft by the Miami Dolphins.

**TE AARON HERNANDEZ** – A Sporting News and AP First-Team All-American who was also named the 2009 Walter Camp Connecticut Player of the Year. In 2009, he led all tight ends nationally in receptions (68) and receiving yards (850). Won the 2009 John Mackey Award. Selected in the fourth round of the 2010 NFL Draft by the New England Patriots.

**RB CHRIS RAINEY** – As a senior, Rainey was named to the All-SEC First Team as an all-purpose performer. During the 2011 season, Rainey became the only player in school history to lead the team in rushing yards, receptions, punt return yards and all-purpose yards. He finished his career ranked ninth in UF history with 2,464 rushing yards.

### WISCONSIN

**QB BROOKS BOLLINGER** – Wisconsin quarterback threw for over 1,000 yards in 2001 as a freshman, while fellow quarterback Jim Sorgi also threw for over 1,000 yards in the same season.

**RB BRIAN CALHOUN** – Named first team All-Big Ten in 2005 after rushing for 1,728 yards and 22 touchdowns.

**RB ANTHONY DAVIS** – Big Ten Freshman of the Year in 2001 as well as All-Big Ten in 2001.

**RB RON DAYNE** – 1999 Heisman Trophy Winner that set an NCAA record for career rushing yards. Dayne had 1,220 career carries and gained 1,863 yards as a freshman, 1,421 as a sophomore, 1,325 as a junior, and 1,834 as a senior. Dayne ended his career with 6,397 rushing yards, eclipsing Ricky Williams' (Texas) record. Dayne was inducted into the College Football Hall of Fame in the 2013 class.

**WR LEE EVANS** – Set the Big Ten record for receiving yards in 2001 and was a first-team All-Big Ten team selection in 2001 and 2003.

## COACHING EXPERIENCE

2011-13	FLORIDA Running Backs	1994	UNLV Passing Game Coord./ Wide Receivers
2009-10	FLORIDA Tight Ends/Fullbacks		
2008	WASHINGTON Special Teams Coord./ Tight Ends	1993	NEVADA Wide Receivers
2006-07	SYRACUSE Offensive Coord./Tight Ends	1991-92	UNLV Running Backs
1999-06	WISCONSIN Offensive Coord./ Running Backs	1990	UNLV Quarterbacks
		1988-89	NOTRE DAME Graduate Asst.
		1986-87	FORDHAM Graduate Asst.
1995-98	WISCONSIN Running Backs		

## NFL PLAYERS (Round Drafted)

RB Ron Dayne (1st) – Wisconsin '00 – New York Giants  
 RB Michael Bennett (1st) – Wisconsin '01 – Minnesota Vikings  
 WR Lee Evans (1st) – Wisconsin '04 – Buffalo Bills  
 RB Anthony Davis (7th) – Wisconsin '05 – Indianapolis Colts  
 RB Brian Calhoun (3rd) – Wisconsin '06 – Detroit Lions  
 TE Aaron Hernandez (4th) – Florida '10 – New England Patriots  
 RB Chris Rainey (5th) – Florida '12 – Pittsburgh Steelers  
 RB Jeff Demps (UFA) – Florida '12 – New England Patriots  
 RB Mike Gillislee (5th) – Florida '13 – Miami Dolphins

## PLAYING CAREER

Was a two-year letterman as starting quarterback for Harvard (1985-86).

## PERSONAL INFORMATION

Birthdate: July 2, 1964

Hometown: Groveland, Mass.

Education: 1986 – Bachelor's Degree in History from Harvard University; 1987 – Master's Degree in Communications from Fordham University; 1990 – Master's Degree in Business Administration (Finance) from the University of Notre Dame  
 Family: He and his wife, Salli, have one daughter, Cassidy, and one son, Jackson.

## BOWL GAMES AS A COACH

1989: Fiesta  
 1990: Orange  
 1994: Las Vegas  
 1996: Copper  
 1998: Outback  
 1999: Rose  
 2000: Rose  
 2002: Alamo  
 2003: Music City  
 2005: Outback  
 2006: Capital One  
 2010: Sugar  
 2011: Outback  
 2012: Gator  
 2013: Sugar





**JEFF DILLMAN**  
DIRECTOR OF STRENGTH & CONDITIONING  
2nd Year

## EXPERIENCE

2012-13 **FLORIDA** Director of Strength & Conditioning  
2009-11 **IMG PERFORMANCE INSTITUTE** Head of Physical Conditioning  
2006-09 **APPALACHIAN STATE** Director of Strength & Conditioning  
2003-06 **LSU** Assistant Strength & Conditioning Coach  
2001-03 **LOUISIANA-MONROE** Assistant Strength & Conditioning Coach

Dillman was named the Director of Strength & Conditioning for the University of Florida Athletic program in January of 2012. He came to UF after serving as the Head of Physical Conditioning at the IMG Performance Institute in Bradenton, Fla., for three years. No stranger to a championship culture on the gridiron, he oversaw back-to-back national titles as the Director of Strength & Conditioning at Appalachian State in 2006 and 2007 and also served on the staff at LSU for its SEC and BCS Championships in 2003.

As the Head of Physical Conditioning at IMG Academies, Dillman oversaw the strength and conditioning programs for all youth, adult, collegiate and professional athletes who trained at the Academy, including NBA and NFL offseason workouts, NFL Combine training and the Madden Football Academy.

Prior to his time at IMG, Dillman was the Director of Strength & Conditioning at his alma mater, Appalachian State University. He has also served as an Assistant Director of Strength & Conditioning at LSU and Louisiana-Monroe.

A native of Rockingham, N.C., Dillman was a football letterman at Elon College before he transferred to Appalachian State, where he completed his football eligibility. He earned a bachelor's degree in Exercise Science.

Dillman first worked as an Assistant Strength & Conditioning Coach at Louisiana-Monroe beginning in 2001, working with nine different teams over his tenure with the Warhawks. In 2003, he was hired as an Assistant Strength & Conditioning Coach at LSU and helped the Tigers to several notable achieve-

ments, including an SEC and BCS National Championship for the football team, Final Four appearances for both the men's and women's basketball teams and a College World Series trip for the baseball team. He also worked with men's and women's tennis and gymnastics.

In 2006, when his alma mater had a position open for the head strength and conditioning position, Dillman jumped at the opportunity. He helped the football program to two-straight Division I-AA national championships and the historic upset of No. 5-ranked Michigan in 2007.

Dillman is a member of the Collegiate Strength & Conditioning Coaches Association and the American Football Coaches Association.

# FOOTBALL SUPPORT STAFF

## FOOTBALL ADMINISTRATION

Christine Brown – Assistant Director of Football Operations/ Recruiting  
Jon Haskins – Director of Player Personnel  
Terry Jackson – Player Development, Community Relations  
Ryan Magee – Staff Assistant  
Nancy Scarborough – Executive Assistant to Head Coach  
George Wynn – Assistant Athletics Director for Football Operations

## VIDEO

Matt Haron – Coordinator, Football Video  
Reuel Joaquin – Assistant Director, Football Video

## EQUIPMENT

Matthew Graham – Equipment Room Intern  
Mike Knowles – Assistant Equipment Manager  
Josh Marlow – Post Graduate Intern  
Jeff McGrew – Head Football Equipment Manager  
Student Managers – Kyle Courchene, Mike Fitzpatrick, Michael Hutchison, Jordan Kidder, Zachary Laffey, Mitchell Michaud, Thurman Morris, Vinny Paglia, Matt Schlee, Clayton Slentz, Nick Stollings, Andrew Straitt

## SPORTS HEALTH

Randy Caton, DMD – Oral Surgeon  
Dr. Jay Clugston – Team Physician  
Dr. Katie Edenfield – Team Physician  
Dr. Kevin Farmer – Team Physician  
Kelsee Gomes – Nutrition Coordinator  
Dr. Mike Moser – Head Team Physician  
Dr. Guy Nicolette – Team Physician  
Chris Patrick – Assistant Athletic Director of Sports Health  
Ricky Ray – Massage Therapist  
Matt Redd – Assistant Athletic Trainer, Football  
Jarrett Schweim – Assistant Athletic Trainer, Football  
Tim Shay – Physical Therapist  
Paul Silvestri – Assistant Director of Sports Health/Head Athletic Trainer, Football  
Sarah Snyder – Director of Sports Nutrition  
Spencer Thomas – Assistant Athletic Trainer, Football  
Susan Tillman – Physical Therapist  
Jon Sung – Graduate Assistant Athletic Trainer, Football & Men's Golf  
Dr. David West – Chiropractor

## STRENGTH & CONDITIONING

Jesse Ackerman – Assistant Director  
Mark Campbell – Coordinator  
Alex Cohen – Coordinator  
Jeff Dillman – Director of Strength & Conditioning

## COMMUNICATIONS

Dan Apple – Assistant Director  
John Hines – Associate Director  
Steve McClain – Associate Athletic Director

## OFFICE OF STUDENT LIFE

Keith Carodine, Ph.D. – Senior Associate Athletic Director, Academic Affairs  
Jackie Hensel – Coordinator for Student Services  
Ann Hughes – Assistant Director for Student Services  
Levi Leigh – Coordinator, Student-Athlete Development  
Tony Meacham – Assistant Director of Academic Services  
Michelle Roberts – Learning Specialist  
Caleb Sorgius – Academic Counselor  
Jason Storch, Ph.D. – Assistant Director of Academic Services

# CODY ADAMS



**LINEBACKER**

*Redshirt Sophomore*  
**Height:** 6-0  
**Weight:** 234  
**Hometown:** Ocala, Fla.  
**Previous School:** North Marion

**53**

**GAMES PLAYED/STARTS:** 0/0

**2012:** Did not appear in any games for the Gators... Redshirted for the season.

**PRIOR TO FLORIDA:** Earned all-state honors as a junior and senior... Named all-area three times in his career... Three-time captain... Chose Florida over UCF and Florida State... Coached by Craig Damon.

# GIDEON AJAGBE



**FULLBACK**

*Redshirt Junior*  
**Height:** 6-2  
**Weight:** 243  
**Hometown:** Coconut Grove, Fla.  
**Previous School:** Ransom Everglades

**25**

**GAMES PLAYED/STARTS:** 4/0

**CAREER:** Junior linebacker who has appeared in four games for the Gators.

**2012:** Did not appear in any games for Florida... Moved to fullback after the 2012 season.

**2011:** Appeared in four games as a redshirt freshman, playing on special teams against UAB, Furman, Florida State and Ohio State.

**2010:** Tore rotator cuff in preseason camp and did not play... Redshirted for the season.

**PRIOR TO FLORIDA:** A dual threat that played running back and linebacker at Ransom Everglades... A three-star prospect and rated as the No. 25 outside linebacker according to Scout.com... During his senior season, rushed for 1,294 yards and 12 touchdowns on offense... Had 96 tackles, 17 pass deflections, seven sacks, five forced fumbles and four fumble recoveries on defense... Was an FSWA Second-Team All-State selection in 2008... Racked up 57 tackles, including nine TFL and two sacks on defense, and 1,354 yards rushing with 12 touchdowns offensively as a junior... Chose Florida over Florida State, Boston College, North Carolina, USF and UCF... Coached by David Hewett.

# RAPHAEL ANDRADES



**WIDE RECEIVER**

*Sophomore*  
**Height:** 6-0  
**Weight:** 191  
**Hometown:** Tallahassee, Fla.  
**Previous School:** Lincoln

**86**

**GAMES PLAYED/STARTS:** 9/3

**CAREER:** Wide receiver who has played in nine career games, starting three... Has hauled in two receptions for five yards.

**2012:** Played in nine games during his first year on campus, starting three... Recorded two receptions for five yards on the year... Started the first game of his career versus Kentucky... Caught his first career pass against the Wildcats... Made his second career start at Vanderbilt... Pulled in one reception for a season-high five yards against the Commodores... Started the Sugar Bowl against Louisville... Named to the SEC Freshman Honor Roll.

**PRIOR TO FLORIDA:** Three-star recruit by ESPN, Rivals.com and Scout.com... Rated the No. 99 wide receiver in the country by Rivals.com... Helped lead Lincoln to a 9-2 record as a senior and led the team in catches, receiving yards and receiving touchdowns as a junior and senior... Selected to the Associated Press Class 7A All-State Second Team as a wide receiver... Named All-Big Bend first team as a junior and senior... Totaled 42 catches for 800 yards with a school-record 13 touchdowns as a senior... As a junior, helped the Lincoln Trojans win the FHSAA Class 4A State Championship and totaled 40 catches, 752 yards and 11 touchdowns... Chose Florida over Arkansas, Stanford and Vanderbilt, among others... Coached by Yusuf Shakir... Former Gator wide receiver Jacquez Green served as Andrades' position coach in high school... Also a standout baseball player in high school and earned All-Big Bend first-team honors... Selected as an outfielder in the 36th round of the 2012 Major League Baseball First-Year Player Draft by the Kansas City Royals.

**ANDRADES' CAREER HIGHS**

Receptions: 1 (2x, last Vanderbilt, 2012)  
 Receiving Yards: 5 (Vanderbilt, 2012)  
 Longest Reception: 5 (Vanderbilt, 2012)

**CAREER RECEIVING STATISTICS**

Year	NO	YDS	AVG	TD	LG
2012	2	5	2.5	0	5
<b>Totals:</b>	<b>2</b>	<b>5</b>	<b>2.5</b>	<b>0</b>	<b>5</b>

# NEIRON BALL



**LINEBACKER**

*Redshirt Junior*  
**Height:** 6-3  
**Weight:** 235  
**Hometown:** Jackson, Ga.  
**Previous School:** Jackson

**11**

**GAMES PLAYED/STARTED:** 24/2

**CAREER:** Junior linebacker who has played in 24 games and recorded 20 tackles... Missed the entire 2011 season due to a medical condition, but returned to full strength in 2012 to tally 10 tackles and pull in his first interception of his career... Named finalist for 2012 Uplifting Athletes Rare Disease Champion Award... Enrolled in January of 2010.

**2012:** Returned to full strength on the field and saw action in 11 games in 2012, while starting two games (Bowling Green, LSU)... Tied a career-high for tackles in a season with 10 (five unassisted and five assisted) and also recorded one interception and recovered two fumbles... Pulled down a season-high two tackles in three games (Tennessee, Kentucky, Vanderbilt)... The first interception of his career came against Georgia in the first quarter and returned it five yards.

**2011:** Forced to sit out after a medical condition sidelined him in the spring of 2011.

**2010:** Member of the kickoff and kickoff return units who saw action in all 13 games... Had 10 tackles on the season, three unassisted and seven assisted... Matched his season high with two tackles (one solo) vs. Penn State in the 2011 Outback Bowl... Registered an assisted tackle and was credited for his first career TFL vs. Appalachian State... Tied his season high with two tackles (one solo) at Vanderbilt... Made one tackle vs. LSU... Collected one tackle vs. Kentucky... Had one solo tackle at Tennessee... Recorded the first two tackles of career vs. USF... Made collegiate debut against Miami University.


**PRIOR TO FLORIDA:** Rated a four-star prospect by Scout.com and Rivals.com... Rated the No. 16 outside linebacker in the country by Scout.com and the No. 19 weakside defensive end by Rivals.com... Named first-team all-state defensive line in Georgia class AAA for 2009 by the Atlanta Journal-Constitution... Recorded 104 tackles, 35 TFL, 19 sacks and forced seven fumbles his junior season... Chose Florida over Alabama, Clemson, Georgia, LSU and South Carolina... Coached by Mike Parris.

**BALL'S CAREER HIGHS**

Tackles: 2 (6x, last Vanderbilt, 2012)  
 QB Sacks: None  
 Forced Fumbles: None  
 Interceptions: 1 vs. Georgia, 2012

**CAREER DEFENSIVE STATISTICS**

Year	UT-AT	TT	TFL	QBH	FF	FR	PBR	INT
2010	3-7	10	0.5	0	0	0	0	0
2012	5-5	10	0.5	2	0	2	1	1
<b>Totals:</b>	<b>8-12</b>	<b>20</b>	<b>1.0</b>	<b>2</b>	<b>0</b>	<b>2</b>	<b>1</b>	<b>1</b>

**JEREMY BROWN****DEFENSIVE BACK***Redshirt Senior*

Height: 5-10

Weight: 185

Hometown: Orlando, Fla.

Previous School: Boone

**8****GAMES PLAYED/STARTS: 22/10**

**CAREER:** Cornerback who enrolled at Florida in January of 2008 and made his Gator debut in 2010 after missing the first two seasons with chronic back issues. . . Granted an extra year of eligibility after missing three entire seasons due to injury.

**2012:** Saw action in 11 games and totaled five tackles. . . Recorded a tackle in the Sugar Bowl against Louisville. . . Had a solo tackle against Kentucky and one against Jacksonville State.

**2011:** Suffered a knee injury in August and did not play.

**2010:** Appeared in 11 games, making 10 starts. . . Missed the last two games of the regular season due to a right hamstring injury after playing in the first 10 games, starting nine times. . . Tied for eighth in the SEC in passes defended (0.80 per game). . . Started at corner and tallied a career-high three tackles in the 2011 Outback Bowl win against Penn State. . . Registered a tackle for a four-yard loss in the road victory at Vanderbilt. . . Recorded an interception for the second-straight week, taking it 52 yards for a touchdown in the win vs. Kentucky. Also recorded a pass breakup and a tackle in the victory. . . Picked off his second career interception, broke up two passes and had two tackles in the victory over Tennessee. . . Recorded two tackles and his first career interception against Miami University.

**2009:** Sidelined by back problems for the entire season.

**2008:** Suffered back problems in August and redshirted.

**PRIOR TO FLORIDA:** Helped lead Boone to the Florida Class 6A title game. . . First-team Class 6A all-state selection as a senior. . . Selected to participate in the Offense-Defense All-American Bowl. . . Hauled in an 80-yard touchdown reception in Boone's win over Apopka and picked off two passes against Sarasota. . . Intercepted eight passes during his senior year. . . Two-way standout as a junior, picking off seven passes while registering 13 receptions for 213 yards and six touchdowns. . . Member of the ESPN 150 class. . . Four-star prospect by Rivals.com.

**BROWN'S CAREER HIGHS**

Tackles: 3 (Penn State, 2011 Outback Bowl)

QB Sacks: None

Fumble Recovery: None

Forced Fumbles: None

Interceptions: 1 (3x, last Kentucky, 2010)

**CAREER DEFENSIVE STATISTICS**

Year	UT-AT	TT	TFL	QBH	FF	FR	PBR	INT
2010	11-4	15	1.0	0	0	0	5	3
2012	3-2	5	0.0	0	0	0	0	0
<b>Totals:</b>	<b>14-6</b>	<b>20</b>	<b>1.0</b>	<b>0</b>	<b>0</b>	<b>0</b>	<b>5</b>	<b>3</b>

**MACK BROWN****RUNNING BACK***Redshirt Junior*

Height: 5-11

Weight: 215

Hometown: Lithonia, Ga.

Previous School: King

**33****GAMES PLAYED/STARTS: 25/0**

**CAREER:** A redshirt junior running back that has seen action in 25 games and has 167 career rushing yards on 40 attempts.

**2012:** Saw action in 11 games. . . Rushed for 102 yards on 25 carries and had three receptions for 10 yards. . . Had critical carries late at TAMU to help run out the clock and preserve win. . . Recorded a season-high 31 yards on four carries against Kentucky. . . A key member on kickoff coverage as well, recording two tackles. . . Missed games against UL and JSU with an injury.

**2011:** Dressed for every game. . . Played in all but one game (Alabama) during the regular season. . . Ran for a career-high 36 yards on a career-high 10 carries in the victory over UAB. . . Recorded six yards on two carries at Kentucky. . . Assisted on one special teams tackle vs. Georgia. . . Contributed on the kickoff unit throughout the season.

**2010:** Dressed for all but one game (FSU) during the regular season, appearing in two, including time at running back and special teams. . . Saw playing time in the win over Kentucky, recording a tackle on special teams. . . Ran for 23 yards on his first three career carries (7.7 average) in the win vs. USF. . . Earned a redshirt after appearing in just two games.

**PRIOR TO FLORIDA:** Named a four-star prospect by both Scout.com and Rivals.com. . . Ranked No. 12 running back by Scout.com. . . Named to the Top 150 Dream Team by PrepStar Magazine. . . Rushed for over 1,700 yards and 20 touchdowns as a junior and a senior. . . Participated in the 2010 Under Armour All-American Game. . . Chose Florida over Alabama, Michigan, Oklahoma and Tennessee. . . Coached by Corey Jarvis.

**BROWN'S CAREER HIGHS**

Rushing Attempts: 10 (UAB, 2011)

Rushing Yards: 36 (UAB, 2011)

Rushing TDs: None

Longest Rush: 13 (USF, 2010)

**CAREER RUSHING STATISTICS**

Year	No	Yds	Avg	TDs	Lg
2010	3	23	7.7	0	13
2011	12	42	3.5	0	8
2012	25	102	4.1	0	11
<b>Totals:</b>	<b>40</b>	<b>167</b>	<b>4.2</b>	<b>0</b>	<b>13</b>

# JONATHAN BULLARD



## DEFENSIVE LINE

*Sophomore*  
**Height:** 6-3  
**Weight:** 270  
**Hometown:** Shelby, N.C.  
**Previous School:** Crest Senior

# 90

**GAMES PLAYED/STARTS:** 13/2

**CAREER:** Played in all 13 games as a true freshman and was named to the SEC All-Freshman team... Totaled 27 tackles, with 5.0 TFL and 1.5 sacks in his first season.

**2012:** Appeared in all 13 games and started two as a true freshman... Named First-Team SEC Coaches' All-Freshman (DL)... Finished the season with 27 tackles, 5.0 TFL, 1.5 sacks and had a pass breakup... Recorded four tackles, including a TFL of six yards against Jacksonville State... Notched three tackles and had 1.5 sacks against Missouri... Had a career-high seven tackles at Vanderbilt... Tallied four tackles, including his first TFL at Texas A&M... Recorded his first tackle as a Gator against Bowling Green.

**PRIOR TO FLORIDA:** A five-star prospect by Scout.com and Rivals.com... Rated the No. 6 overall prospect by Rivals.com and the No. 2 prospect in the state of North Carolina behind fellow signee D.J. Humphries... Also ranked the No. 1 strongside defensive end recruit in the nation by Rivals.com and the No. 4 defensive end overall by ESPN and Scout.com... Ranked No. 37 on the ESPN 150... Named an Honorable Mention All-American by Sports Illustrated... Participated in the prestigious U.S. Army All-American Bowl... Selected to the Associated Press All-State First Team as a senior... Recorded 82 tackles and 16 sacks during his senior season... Helped lead Crest to a 12-4 record his senior season and finished as the NCHSAA Class 3AA runner-up... Chose Florida over Alabama, Auburn, Clemson, South Carolina and Nebraska... Coached by Mark Barnes.

### BULLARD'S CAREER HIGHS

Tackles: 7 (Vanderbilt, 2012)  
 QB Sacks: 1.5 (Missouri, 2012)  
 Forced Fumbles: None  
 Interceptions: None  
 Blocked Field Goals: None

### CAREER RUSHING STATISTICS

Year	UT-AT	TT	TBL	QBS	FF	FR	PD	INT	BLK
2012	14-13	27	5.0	1.5	0	0	0	0	0
<b>Totals:</b>	<b>14-13</b>	<b>27</b>	<b>5.0</b>	<b>1.5</b>	<b>0</b>	<b>0</b>	<b>0</b>	<b>0</b>	<b>0</b>

# CLAY BURTON



## TIGHT END

*Junior*  
**Height:** 6-4  
**Weight:** 247  
**Hometown:** Venice, Fla.  
**Previous School:** Venice

# 88

**GAMES PLAYED/STARTS:** 13/6

**CAREER:** Has appeared in 12 games at tight end, starting six while at Florida.

**2012:** Saw action in 12 games, starting six (Texas A&M, LSU, South Carolina, Missouri, Louisiana and Louisville)... Had two receptions for 12 yards, with six-yard receptions against both Kentucky and Vanderbilt... Graded out above 80 percent eight times.

**2011:** Appeared in one game as a true freshman, making his Florida debut against UAB at tight end... Enrolled at UF in January of 2011... Switched to tight end from defensive end during fall camp due to injuries at the position.

**PRIOR TO FLORIDA:** A three-star prospect rated as the No. 35 linebacker according to Rivals.com... Ranked the No. 19 weakside defensive end in the country by Rivals.com... Finished his junior season with 80 tackles and 13 sacks... Participated in the Offense-Defense All-American Bowl... Chose Florida over LSU, Mississippi, Tennessee, Notre Dame and West Virginia among others... Coached by John Peacock.

### BURTON'S CAREER HIGHS

Receptions: 1 (2x, last Vanderbilt, 2012)  
 Receiving Yards: 5 (Vanderbilt, 2012)  
 Longest Reception: 5 (Vanderbilt, 2012)

### CAREER RECEIVING STATISTICS

Year	NO	YDS	AVG	TD	LG
2012	2	12	6.0	0	6
<b>Totals:</b>	<b>2</b>	<b>12</b>	<b>6.0</b>	<b>0</b>	<b>6</b>

# TREY BURTON



## WIDE RECEIVER

*Senior*  
**Height:** 6-2  
**Weight:** 224  
**Hometown:** Venice, Fla.  
**Previous School:** Venice

# 8

**GAMES PLAYED/STARTS:** 38/22

**CAREER:** A versatile player that has appeared in 38 games and started 22... Has seen time at quarterback, running back, fullback and receiver... Has totaled 664 yards and 16 touchdowns on 141 carries and 69 catches for 531 yards and three touchdowns... Led Florida with 12 total touchdowns as a true freshman... Named to the 2010 SEC All-Freshman Team and named SEC Freshman Player of the Week twice during the 2010 season... Earned a place on the 2010 SEC Academic Honor Roll... Selected preseason 2011 All-SEC Third Team by both the SEC Coaches and the Media.

**2012:** Appeared in 12 games, starting four (Texas A&M, Tennessee, Georgia, Missouri)... Rushed for 166 yards on 24 carries and had 164 yards on 17 receptions... Had three touchdowns (two rushing, one receiving)... Averaged 6.9 yards per rush and 9.6 yards per catch... Was 3-for-4 in passing for four yards, mostly out of the Wildcat formation... Had three rushes for 91 yards and two touchdowns against Tennessee... His 80-yard rushing touchdown against Tennessee is the eighth-longest rushing play in school history... Named the Gators' Offensive Player of the Game against Tennessee and South Carolina.

**2011:** Appeared in all 13 games and started seven... Totaled 125 rushing yards and three rushing touchdowns on 37 carries and caught 19 passes for 149 yards and one touchdown...

Completed four passes on six attempts for 16 yards, mostly out of the Wildcat formation... Carried the ball six times on his way to a season-high 46 rushing yards and one touchdown in a win over UAB... Joined teammate Chris Rainey as the only Gators to score a rushing and receiving touchdown in the same game in 2011 when he carried the ball four times for three yards with one touchdown and caught four passes for 38 yards and one touchdown in a victory over Tennessee... Had six carries for 33 yards and one touchdown, marking the third-consecutive game Burton had scored, the longest such streak of his career... Tallied seven yards on five carries and 14 yards on three catches against top-ranked LSU... Caught a season-high tying four passes for 23 yards, had two rushes for five yards and completed an eight-yard pass at Auburn... Had three receptions for 41 yards, along with 11 rushing yards on four attempts in the win against Vanderbilt... Added two special teams tackles, one each against Tennessee and LSU... Carried the ball four times for 23 yards in the Gator Bowl vs. OSU.

**2010:** Named to the 2010 SEC All-Freshman Team and was named SEC Freshman Player of the Week twice during the 2010 season... Also earned a place on the 2010 SEC Academic Honor Roll... Saw action at QB, FB, TE, WR and on kickoff coverage... Started 11 games... Had a team-high 11 rushing touchdowns on 75 carries and gained 349 yards (4.7 avg.)... Led Florida with 12 total touchdowns and scored over a fourth of the team's TDs (12 out of 45)... Was one of only four true freshmen to start in 2010... Led the nation in touchdowns scored in a single game with six against Kentucky... Tied for eighth in the SEC with 11 rushing touchdowns... Ranked second on the Gators with 32 receptions for 210 yards (6.6 avg.) and one TD... Was third on the team in rushing, with 75 rushes for 349 yards (4.7 avg.) and 11 TD... Ranked third in Florida history for total freshman touchdowns in a season (14: Jabar Gaffney; 13: Emmitt Smith) and second in Gator history for total freshman rushing touchdowns in a season (13: Emmitt Smith)... Recorded two rushes and two receptions for a combined 24 yards in the Outback Bowl against Penn State... Had nine carries for 31 yards and one reception for six yards against Florida State, while starting his first game at quarterback... Recorded eight rushes for 56 yards and a three-yard touchdown run, along with one reception for three yards against Appalachian State... Had three receptions for 29 yards against South Carolina, while also completing a career-long 15-yard pass to Jordan Reed... Had six carries for 30 yards against Vanderbilt... Scored two rushing touchdowns against Georgia, including a one-yard scamper in the first quarter to put the Gators up 21-7, and a career-high 51-yard breakaway run to put the Gators ahead, 31-24... Recorded career highs in carries (17) and rushing yards (110) against Georgia, while also contributing 35 receiving yards... Accounted for a career-high 145 all-purpose yards against the Bulldogs... Recorded then-career highs in rushing yards (43), longest rush (16), and tied his career high in receptions (five) against Mississippi State... Started at wide receiver against LSU and had nine rushes for a team-high 36 yards and a touchdown, and three receptions... Started at wide receiver against Alabama and had four receptions for 33 yards, including a career-long 21-yard reception, and four carries against Alabama... Started at tight end against Kentucky and scored six touchdowns (5 rushing, 1 receiving), setting a new Florida record and becoming only the fourth player in SEC history to score 36 or more points in a single game... Burton is tied for second in SEC history with points scored in a single game... The last player in conference history to score six touchdowns was Cadillac Williams in the Auburn vs. Mississippi State game in 2003... The previous UF freshman record was 24 points, set by DeShawn Wynn against Florida A&M in 2003... Completed first career passing attempt, a 42-yard completion to Omarius Hines... Scored on six of 10 touches against Kentucky... Started at wide receiver against Tennessee and scored a rushing touchdown in the fourth quarter... With a two-yard rush against Miami University, became the first true freshman quarterback to score on opening day since 2007, when Cam Newton had a four-yard rush against Western Kentucky... Scored on his first snap at quarterback.

**PRIOR TO FLORIDA:** Rated a three-star prospect by Rivals.com and the No. 18 dual-threat quarterback in the country... Led Venice to a 9-2 record as a senior... Passed for 1,876 yards with 18 touchdowns and only one interception and rushed for 821 yards with 22 touchdowns in 2009... Completed 80 of 133 pass attempts for 1,399 yards and 12 touchdowns, along with 919 rushing yards and 24 touchdowns as a junior... Was named to the 2008 FSWA 5A All-State First-Team and named the Team MVP and All-Area first-team... Followed that by earning FSWA 5A All-State First-Team honors again in 2009... Threw for 1,318 yards with 13 touchdowns and rushed for 708 yards and nine touchdowns in 2007 as a sophomore... Chose Florida over USF, West Virginia, Miami and FSU... Coached by John Peacock.

**BURTON'S CAREER HIGHS**  
 Rushing Attempts: 17 (Georgia, 2010)  
 Rushing Yards: 110 (Georgia, 2010)  
 Rushing TDs: 5 (Kentucky, 2010)  
 Longest Rush: 80 (Tennessee, 2012)

Receptions: 5 (3x, last Georgia, 2010)  
 Receiving Yards: 41 (Vanderbilt, 2011)  
 Receiving TDs: 1 (3x, last Louisiana, 2012)  
 Longest Reception: 32 (Tennessee, 2012)  
 Longest Pass: 15 (South Carolina, 2010)  
 All-Purpose Yards: 145 (Georgia, 2010)

**CAREER RUSHING STATISTICS**

Year	NO	YDS	AVG	TD	LG
2010	75	349	4.7	11	51
2011	37	125	3.4	3	26
2012	29	190	6.6	2	80
<b>Totals:</b>	<b>141</b>	<b>664</b>	<b>4.7</b>	<b>16</b>	<b>80</b>

**CAREER RECEIVING STATISTICS**

Year	NO	YDS	AVG	TD	LG
2010	32	210	6.6	1	21
2011	19	149	7.8	1	16
2012	18	172	9.6	1	32
<b>Totals:</b>	<b>69</b>	<b>531</b>	<b>7.7</b>	<b>3</b>	<b>32</b>

**CAREER PASSING STATISTICS**

Year	ATT	CMP	YDS	PCT	INT	TD	LG	EFF
2010	6	4	83	66.6	1	0	42	149.53
2011	6	4	16	66.6	0	0	8	89.07
<b>Totals:</b>	<b>12</b>	<b>8</b>	<b>99</b>	<b>66.6</b>	<b>1</b>	<b>0</b>	<b>42</b>	<b>119.3</b>

DAVID CAMPBELL

LINEBACKER

*Redshirt Senior*

Height: 6-0

Weight: 218

Hometown: Live Oak, Fla.

Previous School: Suwannee/UCF/Santa Fe

36

GAMES PLAYED/STARTS: 2/0

**CAREER:** Walk-on linebacker has appeared in two games.

**2012:** Made appearances in the final two games of the regular season against Jacksonville State and Florida State, but did not record any stats... Was named the Special Teams Scout Team Player of the Week for the LSU and Missouri game weeks, as well as the Defense Scout Team Player of the Week for the Jacksonville State game... Was awarded a letter for the 2012 season.

**PRIOR TO FLORIDA:** Third-team all-state selection in 2009... Two-time all-area selection... Team captain in 2009 and 2010... Coached by Tommy Chambers.

# KYLE CHRISTY



## PUNTER

Junior

Height: 6-3

Weight: 196

Hometown: Brownsburg, Ind.

Previous School: Brownsburg

# 4

**GAMES PLAYED/STARTS:** 20/0

**CAREER:** Junior punter who has averaged 44.3 yards on 96 punts in his career. . . Was named a finalist for the Ray Guy Award (nation's best punter) in 2012 and was a Walter Camp Second Team All-American. . . Set a single-game school record with a 54.3 yard per punt average against South Carolina in 2012. . . His 66 punts in the 2012 season tied for the fifth most in a single-season in UF history. . . Averaged 45.8 yards per punt in 2012 to set a school record. . . Second in school history with a 44.3 yard average in his career. . . Two year letter-winner for the Gators.

**2012:** Went into the season as the Gators' starting punter. . . Finalist for the Ray Guy Award for nation's best punter. . . Named to Walter Camp All-America Second Team. . . CBSSports.com All-American. . . Was named the SEC Special Teams Player of the Week after a performance against South Carolina that saw him establish a single-game SEC and school record with a 54.3 yard per punt average and a season-best kick of 62 yards. . . Had a punt of 50 yards or more in 10 of 13 games. . . Earned first-team status for the Coaches' All-SEC team. . . Named to the SEC Pigskin All-Conference Team. . . Associated Press All-SEC first team member. . . Chosen as a Phil Steele Second-Team Mid-Season All-American. . . Phil Steele First-Team Mid-Season All-SEC selection. . . Finished the season with 66 punts for 3,023 yards (45.8 yards per punt), with 27 landing inside the 20-yard line. . . Rated fifth in the nation in punting average and top in the SEC. . . Had a career-high for punts inside the 20-yard line in a game with five against Louisiana. . . 25 of Christy's kicks went for 50 yards or more, 19 more than his freshman season, seven against South Carolina. . . Set a career-high for punts in a game with eight against Missouri and Louisiana.

**2011:** The starting punter in the last seven games of the season. . . Finished the season with 30 punts for 1,227 yards (40.9 yards per punt), with 10 landing inside the 20-yard line. . . Landed two of his three punts inside the 20 in the Taxslayer.com Gator Bowl vs. Ohio State. . . Had six punts, with a long of 50 yards against FSU. . . Had four punts for 149 yards against South Carolina. . . In his debut at Auburn, had seven punts for 323 yards (46.1 avg.), including a long of 67 yards. . . Had four punts land inside the 20 against Auburn.

**PRIOR TO FLORIDA:** Rated the No. 2 punter nationally according to Scout.com. . . Converted 31-of-37 PAT and 5-of-8 field goals with a long of 50 yards his junior year. . . Participated in the Offense-Defense All-American Bowl in 2010. . . Named Associated Press All-State as a senior and 5A All-State Honorable Mention as a junior. . . Chose Florida over LSU. . . Coached by Brett Comer.

### CHRISTY'S CAREER HIGHS

- Longest Punt: 67 (Auburn, 2011)
- Punting Yards: 380 (South Carolina, 2012)
- Punts Attempted: 8 (x2, last Louisiana, 2012)
- Punting Average: 54.3 (South Carolina, 2012)

### CAREER PUNTING STATISTICS

Year	No.	Yds	Avg	Long	TB	FC	I20	BLK
2011	30	1,227	40.9	67	2	8	10	0
2012	66	3,023	45.8	62	6	22	27	1
<b>Totals:</b>	<b>96</b>	<b>4,250</b>	<b>44.3</b>	<b>129</b>	<b>8</b>	<b>30</b>	<b>37</b>	<b>1</b>

# TIM CLARK



## DEFENSIVE BACK

Redshirt Senior

Height: 5-9

Weight: 191

Hometown: Wellborn, Fla.

Previous School: Branford

# 30

**GAMES PLAYED/STARTS:** 4/0

**CAREER:** A safety who enrolled at Florida in August of 2009 and walked on to the team in September of 2009 and has appeared in four career games. . . Awarded a scholarship for the 2011 season during training camp.

**2012:** Saw action in two games. . . Recorded one tackle against Kentucky. . . Named the Gators' Special Teams Scout Team Player of the Week against Louisiana.

**2011:** A member of the UF scout team. . . Dressed for eight games. . . Named to the 2011 SEC Fall Honor Roll.

**2010:** Appeared in two games, while dressing in 10 games. . . Made his home debut in the win over Appalachian State, seeing time on kickoff coverage in the second half and defense in the fourth quarter. . . Made his collegiate debut in the road win at Vanderbilt. . . Chosen as the Defensive Scout Team Player of the Week vs. Miami University.

**2009:** Member of the scout team. . . Did not see game action.

**PRIOR TO FLORIDA:** Played running back, quarterback, linebacker and punter at Branford High School. . . Was a three-year captain for the football team. . . 2007 and 2008 Class 1B-2A First Team All-Area Selection. . . Second-team all-state Selection in 2007, first-team all-state selection in 2008. . . Played three years of varsity basketball and five years of varsity track. . . Leading scorer for the Buccaneers' basketball team in 2008. . . MVP of the track team in 2009. . . Class A District 4 Champion in 110 meter high hurdles and pole vault in 2009. . . Also named the valedictorian of his senior class.

# BRYAN COX, JR.



## DEFENSIVE LINE

Redshirt Freshman

Height: 6-3

Weight: 260

Hometown: Fort Lauderdale, Fla.

Previous School: St. Thomas Aquinas

# 94

**GAMES PLAYED/STARTS:** 0/0

**2012:** Did not see action for the Gators and redshirted.

**PRIOR TO FLORIDA:** Rated a three-star prospect by ESPN, Scout.com and Rivals.com. . . Rated the No. 66 player in the state of Florida and the No. 37 strongside defensive end in the country by Rivals.com. . . Suffered a wrist injury early in his senior season and missed significant time. . . Led St. Thomas to a 10-3 record in 2011. . . Son of former NFL linebacker Bryan Cox, who played 12 seasons with the Miami Dolphins, Chicago Bears, New York Jets, New England Patriots and New Orleans Saints. . . Coached by Rocco Casullo.

# KYLE CROFOOT



## LONG SNAPPER

*Redshirt Sophomore*

Height: 6-4

Weight: 205

Hometown: Windermere, Fla.

Previous School: The First Academy

# 43

**GAMES PLAYED/STARTS:** 13/0

**CAREER:** Joined the team prior to the 2011 season... One year letterwinner for the Gators.

**2012:** Saw action in all 13 games for the Orange and Blue, but did not record any stats... Was the primary snapper on all field goals, snapping to his older brother, John.

**2011:** Did not see any game action for the Gators.

**PRIOR TO FLORIDA:** A four-year letterwinner at The First Academy under Coach Leroy Kinard... Competed as an offensive tackle and long snapper for the Royals... Four older brothers have all played football at SEC schools; as John was the holder for the Gators from 2010-12, Ike was a long snapper and holder at South Carolina from 2003-06, Chas was a snapper at Auburn in 2004-05 and Clayton was a holder at Auburn in 2008-09... Also lettered in basketball in high school.

# ANDRE DEBOSE



## WIDE RECEIVER

*Redshirt Senior*

Height: 6-0

Weight: 187

Hometown: Sanford, Fla.

Previous School: Sanford

# 4

**GAMES PLAYED/STARTS:** 31/8

**CAREER:** Redshirt senior wide receiver who has appeared in 31 games, starting eight... Has 29 catches for 543 yards and four touchdowns, along with 58 kick returns for 1,592 yards and a school-record four touchdowns in his career at UF... His 4 kickoff return touchdowns is tied for the SEC record with Willie Gault (Tenn), Felix Jones (Ark) and Brandon Boykin (UGA)... Currently holds the UF career record for kickoff return average with an average of 27.4 yards per return... Ranks second in SEC history in career kickoff return average.

**2012:** Played in nine games, starting two against Tennessee and Louisville in the Sugar Bowl... Saw time at wide receiver and was the team's primary kick returner... Returned 18 kick-offs for 510 yards and one touchdown... Set the school single-season record for kickoff return average (28.3 yards per return)... Returned 10 punts for 93 yards... Recorded two receptions for 11 yards... Rushed twice for eight yards... Returned a kickoff 100 yards for a touchdown against Louisville in the Sugar Bowl, the longest return in the bowl's history... Had a 60-yard kickoff return against Vanderbilt... Set a career-best with a punt return of 32 yards in the season-opener against Bowling Green.

**2011:** Saw action in 12 games and started four... Led the Gators in receiving yards (432) and receiving touchdowns (4)... Had seven 20-plus yard receptions... His 27.0 yards per catch ranked as the highest in the SEC and third-highest in the nation among players with 10-plus catches... Had back-to-back games with 65-yard TD receptions against Alabama and LSU and added TD catches of 80 and 64 yards against Furman... Led UF in both kick returns (19) and kick return yards (495)... Had three 50-plus yard kick returns, including a 99-yard touchdown in the Gator Bowl vs. OSU to set the school record with three kick returns for touchdowns... Named the Gator Bowl MVP after totaling 137 all-purpose yards and one touchdown in the victory over the Buckeyes... Caught two passes totaling 90 yards and one touchdown against Alabama, including a 65-yard touchdown... Caught one pass for a 65-yard touchdown and returned four kicks for 83 yards vs. LSU... Returned one kick for 63 yards and one reception for 14 yards vs. Georgia... Was awarded CFPA National Wide Receiver of the Week and set career-highs in receiving yards and receiving touchdowns when he snagged three catches for 151 yards and two touchdowns in the win over Furman.

**2010:** Honored as a Freshman All-America by Sporting News and was named to the 2010 SEC Coaches All-Freshman Team and Phil Steele All-SEC First Team... Named the nation's top kick returner by the College Football Performance Awards... Had 10 receptions for 96 yards (9.6 avg)... Averaged a conference-high 29.7 yards per kickoff return (19 kickoff returns for 564 yards), including two for touchdowns, also good for sixth nationally... Led the team in all-purpose yards for two-straight weeks against Alabama and LSU... Had a team-high 125 all-purpose yards against Florida State, all from kickoff returns... Led the team in all-purpose yards (159) against South Carolina, including returning the opening kickoff 99 yards for a touchdown... The last time a Gator had returned the opening kickoff for a touchdown was Bo Carroll against Arkansas in 1997... Led the nation as the only freshman in the country to account for two kick-offs for touchdowns (South Carolina, LSU)... Holds a first-place tie in UF history in kickoff return yards in a game with 159 kickoff return yards against South Carolina, equaling Tony Lomax vs. Kentucky in 1989... Scored his first career touchdown against LSU, returning a kickoff 88 yards for a touchdown... Became the second UF freshman to return a kickoff for a touchdown (Bo Carroll vs. Arkansas, Oct. 4, 1997)... Became the second Gator player since 1996 (Brandon James) to have 154-or-more return yards in a game... Recorded two catches for 30 yards against Alabama, including a 26-yard reception in the third quarter... Made first career start against Kentucky, nabbing four receptions for 36 yards, all in the first half... Made collegiate debut against USF.

**2009:** Did not see any game action after undergoing a knee biceps femoris graft to address a lingering high school track injury.

**PRIOR TO FLORIDA:** Led Sanford to the Class 6A title over Miami-Northwestern by catching the game-winning touchdown in the final seconds... Accumulated more than 2,000 yards at wide receiver, running back and quarterback... Rushed for 1,332 yards on 117 carries and scored 12 touchdowns... As a part-time quarterback, he completed 25 of 44 pass attempts for 353 yards and four touchdowns... Returned 10 punts for 236 yards and 14 kicks for 497 yards... Caught 27 passes for 664 yards and six touchdowns... Ranked No. 30 nationally in the ESPN 150... Played in ESPN/Under Armour All-Star Game, catching a 90-yard TD pass... Named First-Team 2008 EA Sports All-America Team... Named to the Orlando Sentinel's All-Southern Team... Ranked sixth out of 120 top recruits by Mobile's Press Register Super Southeast... Ranked second as a five-star wide receiver and the top receiver after a catch by Rivals.com... Finished his junior season with 712 yards and 11 touchdowns rushing; 204 yards and one touchdown passing; and had 18 catches for 270 yards receiving... State track champion as a member of Sanford Seminole Track & Field team... Posted four personal bests during the 2008 season: 10.68 in the 100-meter dash, 22.21 in the 200-meter dash, a 23' 2.5" long jump, and a triple jump length of 44' 7.25"... Coached by Mike Cullison... Selected Florida over Florida State, Georgia, LSU, Miami and Southern Cal.

### DEBOSE'S CAREER HIGHS

Receptions: 4 (Kentucky, 2010)

Receiving Yards: 151 (Furman, 2011)

Receiving TDs: 2 (Furman, 2011)

Longest Reception: 80 (Furman, 2011)

Kick Returns: 5 (LSU, 2010)

Kick Return Yardage: 159 (South Carolina, 2010)

Longest Kick Return: 100 (Louisville, 2013)

### CAREER RECEIVING STATISTICS

Year	NO	YDS	AVG	TD	LG
2010	10	96	9.6	0	26
2011	16	432	27.0	4	80
2012	3	15	5.0	0	6
<b>Totals:</b>	<b>29</b>	<b>543</b>	<b>18.7</b>	<b>4</b>	<b>80</b>

### CAREER KICKOFF RETURN STATISTICS

Year	NO	YDS	AVG	TD	LG
2010	21	587	28.0	2	99
2011	19	495	26.1	1	99
2012	18	510	28.3	1	100
<b>Totals:</b>	<b>58</b>	<b>1,592</b>	<b>27.4</b>	<b>4</b>	<b>100</b>

### CAREER PUNT RETURN STATISTICS

Year	NO	YDS	AVG	TD	LG
2012	10	93	9.3	0	32
<b>Totals:</b>	<b>10</b>	<b>93</b>	<b>9.3</b>	<b>0</b>	<b>32</b>

# BAIR DIAMOND



## TIGHT END

Redshirt Freshman

Height: 6-4

Weight: 226

Hometown: Fort Myers, Fla.

Previous School: Bishop Verot


# 82

**GAMES PLAYED/STARTS:** 0/0

**2012:** Did not see any game action...Was the Gators' Offensive Scout Team Player of the Week for the Jacksonville State game.

**PRIOR TO FLORIDA:** Recorded 17 receptions for 176 yards with two touchdowns as a senior and 10 receptions for 258 yards as a junior at Bishop Verot...Graduated Magna Cum Laude and was a member of National Honor Society, and Student Government Association while also playing basketball...Chose Florida over Miami, SMU and South Florida...Coached by Rocco Casullo.

# JEFF DRISKEL



## QUARTERBACK

Junior

Height: 6-4

Weight: 237

Hometown: Oviedo, Fla.

Previous School: Hagerty

# 6

**GAMES PLAYED/STARTS:** 17/12

**CAREER:** A junior who has played in 17 games at quarterback...Has started 12 games for the Gators...Has thrown for 1,794 yards and 12 touchdowns in his career...Owns the UF single-game record for rushing yards by a quarterback with 177 yards against Vanderbilt.

**2012:** Started 12 games for the Gators, 11 at quarterback...Completed 156-of-245 passes for 1,646 yards with 12 touchdowns and five interceptions on the year...Threw a touchdown pass in four-straight games to end the season...Also ran 118 times for 413 yards (3.5 avg) on the season with three touchdowns...His 413 rushing yards rank seventh in school history by a quarterback...Was second on the team in rushing...Completed 14-of-20 passes for a career-best 219 yards and two touchdowns without an interception at Tennessee...He threw a 75-yard touchdown pass to Frankie Hammond for the longest pass of his career...Had a passer rating of 195.0 in Knoxville, the highest for a UF quarterback on the road in a conference game since Tim Tebow had a 202.7 rating at Kentucky in 2007...Was named the SEC Offensive Player of the Week for his efforts against the Volunteers...Rushed 11 times for a career-high 177 yards and three touchdowns at Vanderbilt...The 177 yards rushing is a school record by a Gator quarterback, surpassing Tim Tebow's mark of 166 yards at Ole Miss in 2007...Threw for a career-best four touchdowns against South Carolina...Finished 11-of-16 passing for 93 yards against the Gamecocks...He was the only FBS player to have four touchdown passes and throw for less than 100 yards in the same game...Had a career-high 18 completions against Kentucky...Completed a pass to 10 different receivers versus the Wildcats...In his first career start at quarterback at Texas A&M, he was 13-of-16 passing for 162 yards and did not turn the ball over...Made his first career start against Bowling Green, lining up at wide receiver then proceeded to play the rest of the game at quarterback...Was 10-for-16 passing for 114 yards including a 50-yard touchdown strike to Hammond...Threw for 147 yards on 15-of-23 passing at Florida State...Before leaving with an injury against Louisiana, he completed 13-of-16 passes for 98 yards and one touchdown.

**2011:** Saw action in five games as a true freshman quarterback (FAU, UAB, Kentucky, Alabama and Auburn)...Completed 16-of-34 passes for 148 yards to own a 71.86 efficiency rating throughout his freshman campaign...Went 2-for-6 for 14 yards in the air against Alabama, and added a 31-yard run, the longest rush against the Crimson Tide in 2011...Played the entire second half at Auburn, throwing a season-long 22 yard pass to Chris Rainey on the last drive of the game, attempting a personal-best 18 throws while completing a career-high nine tosses and totaling 75 yards in the air...Made his Gator debut in the season opener against FAU and his SEC debut against Kentucky...Completed 4-of-6 passes for 42 yards in his first collegiate

football game against FAU for a 92.13 efficiency rating...Dressed for every game of the season, including UF's victory in the TaxSlayer.com Gator Bowl against Ohio State...Enrolled at UF in January of 2011.

**PRIOR TO FLORIDA:** Maxwell Football Club National High School Player of the Year...Gatorade Florida Player of the Year...Rated the No. 1 quarterback nationally according to Scout.com and Rivals.com...Threw for a career 4,844 passing yards and 36 touchdowns and helped lead the Huskies to their first winning season in their fourth year as a varsity program...Had 1,819 yards and 15 touchdowns passing, 1,333 rushing yards with 20 touchdowns and caught two touchdown passes his senior year...Threw for 1,427 yards with 11 touchdowns and ran for 170 yards with five touchdowns his junior year...Participated in the Under Armour High School All-American Game in 2011...Chose Florida over Alabama, Auburn, LSU, Tennessee, Virginia Tech, Ole Miss and Clemson, among others...Coached by Nate Gierke.

### DRISKEL'S CAREER HIGHS

- Rushes: 14 (Texas A&M, 2012)
- Rush Yds: 177 (Vanderbilt, 2012)
- Rush TDs: 3 (Vanderbilt, 2012)
- Long Rush: 70 (Vanderbilt, 2012)
- Pass Attempts: 29 (Louisville, 2013)
- Pass Completions: 18 (Kentucky, 2012)
- Passing Yards: 219 (Tennessee, 2012)
- Passing TDs: 4 (South Carolina, 2012)
- Long Pass: 75 (Tennessee, 2012)
- Interceptions: 2 (3x, last Louisville, 2013)

### CAREER PASSING STATISTICS

Year	ATT	CMP	YDS	PCT	INT	TD	LG	EFF
2011	34	16	148	47.1	2	0	22	71.86
2012	245	156	1,646	63.7	5	12	75	132.19
<b>Totals:</b>	<b>279</b>	<b>172</b>	<b>1,794</b>	<b>61.6</b>	<b>7</b>	<b>12</b>	<b>75</b>	<b>124.80</b>

### CAREER RUSHING STATISTICS

Year	NO	YDS	AVG	TD	LG
2011	16	18	1.1	0	31
2012	118	413	3.5	4	70
<b>Totals:</b>	<b>134</b>	<b>431</b>	<b>3.2</b>	<b>4</b>	<b>70</b>



# QUINTON DUNBAR



## WIDE RECEIVER

*Redshirt Junior*

Height: 6-2

Weight: 194

Hometown: Miami, Fla.

Previous School: Booker T. Washington

# 1

**GAMES PLAYED/STARTS:** 26/14

**CAREER:** Redshirt junior wide receiver who has appeared in 26 games and has started 14. . . Has recorded 50 receptions for 599 yards and six touchdowns.

**2012:** Played in 13 games while starting nine. . . Ranked second on the team with 36 receptions for 383 yards. . . Led the team with four touchdown receptions on the year. . . Has recorded a catch in each of the past 16 games dating back to the 2011 meeting with Furman. . . Recorded career-highs with five catches for 77 yards in the Sugar Bowl against Louisville. . . Hauled in four passes for 25 yards against Louisiana and caught the game-tying touchdown pass. . . Had four receptions for 25 yards and one touchdown at Florida State. . . Tallied three receptions on five occasions (Bowling Green, Tennessee, Kentucky, Georgia, Jacksonville State). . . Had touchdown receptions against Kentucky and South Carolina.

**2011:** Appeared in 12 games while starting five (FAU, UAB, Tennessee, Furman, Ohio State). . . Caught 14 passes for 216 yards and two touchdowns. . . Caught two passes for 24 yards in his first career start vs. FAU. . . Had a career-long 40-yard reception on the game's first offensive play against UAB and totaled two catches for 58 yards. . . Snagged one reception for 24 yards against Georgia. . . Scored his first career touchdown against Furman on a 29-yard reception and finished with two catches for 54 yards. . . Set a season-high in receptions against in-state rival FSU, coming down with three passes for 40 yards and his second career touchdown. . . Recorded the start and caught one pass for six yards against OSU in the Gator Bowl.

**2010:** Made collegiate debut against Miami University and also saw action on special teams against LSU. . . Earned a redshirt.

**PRIOR TO FLORIDA:** Rated a four-star prospect and the No. 24 wide receiver in the country by Rivals.com. . . Had over 500 yards receiving as a senior. . . Caught 39 passes for 703 yards and seven touchdowns during his junior season. . . Named All-Dade First Team wide receiver in 2008. . . Received FSWA 4A All-State Honorable Mention in 2008. . . Chose Florida over Miami, Michigan, Tennessee, Purdue, Rutgers and UCF. . . Coached by Earl Tillman.

### DUNBAR'S CAREER HIGHS

Catches: 5 (Louisville, 2013)

Receiving Yds: 77 (Louisville, 2013)

Receiving TDs: 1 (6x, last Florida State, 2012)

Long Catch: 40 (UAB, 2011)

### CAREER RECEIVING STATISTICS

Year	NO	YDS	AVG	TD	LG
2011	14	216	15.4	2	40
2012	36	383	10.6	4	26
<b>Totals:</b>	<b>50</b>	<b>599</b>	<b>12.0</b>	<b>6</b>	<b>40</b>

# DOMINIQUE EASLEY



## DEFENSIVE LINE

*Senior*

Height: 6-2

Weight: 285

Hometown: Staten Island, N.Y.

Previous School: Curtis

# 2

**GAMES PLAYED/STARTS:** 29/23

**CAREER:** Senior who appeared in and started 11 games for the Gators in 2012, after starting 12 games at defensive tackle as a junior. . . Saw action in six games as a true freshman. . . Has 67 career tackles, 16.0 TFL, 5.5 sacks, a blocked punt and a fumble recovery.

**2012:** Played in and started 11 games in 2012. . . Was sidelined against Kentucky and Vanderbilt due to injury. . . Collected 26 tackles on the season, including a team leading 4.0 sacks, added a fumble recovery and a pass breakup. . . Recorded five tackles in the Sugar Bowl against Louisville, 3.5 of which were TFL. . . Recovered a fumble at Florida State to solidify the 37-36 win over the Seminoles. . . Tallied four tackles, including 1.0 sack against Louisiana. . . Had a season-high six tackles against Texas A&M. . . Recorded a sack in the opener against Bowling Green for a loss of five yards.

**2011:** Started all 12 regular-season games at defensive tackle, before suffering a torn anterior cruciate ligament against FSU. . . Recorded a total of 37 tackles on the season, finishing tied for fifth on the team with 7.5 TFL, totaling 25 yards. . . Also had three QB hurries and blocked a punt. . . Preseason All-SEC Third Team (Media). . . Missed the Gator Bowl due to the injury suffered against FSU. . . Had two tackles, assisting on a 5-yard sack, against Florida State. . . Notched three tackles and blocked his first career punt against Furman. . . Had four tackles at South Carolina. . . Recorded three tackles against Vanderbilt. . . Recorded his first career solo sack at Auburn, a 6-yarder, with three total tackles. . . Notched a career-high nine tackles at No. 1 LSU, with a 2-yard TFL. . . Recorded a then-career high four tackles against Alabama, including 1.5 TFL for four yards. . . Had two tackles, both for loss (3 yards) against Tennessee. . . Notched two tackles against UAB. . . Recorded three tackles, including one for a 4-yard loss, in his first career start against FAU.

**2010:** Had one tackle vs. Appalachian State. . . Had one tackle in Florida's victory over Georgia. . . Recorded one tackle in his first game as a Gator on opening day and teamed up for a tackle in Florida's game vs. Alabama.

**PRIOR TO FLORIDA:** Ranked a five-star prospect and No. 2 defensive tackle in the country by both Scout.com and Rivals.com.

### EASLEY'S CAREER HIGHS

Tackles: 9 (LSU, 2011)

QB Sacks: 1 (4x, last Louisiana, 2012)

Forced Fumbles: None

Fumble Recovery: 1 (Florida State, 2012)


Interceptions: None

Punt Blocks: 1 (Furman, 2011)

### CAREER DEFENSIVE STATISTICS

Year	UT-AT	TT	TBL	QBS	FF	FR	PD	INT	BLK
2010	1-3	4	0	0	0	0	0	0	0
2011	17-20	37	7.5	1.5	0	0	0	0	1
2012	16-10	26	8.5	4.0	0	1	1	0	0
<b>Totals:</b>	<b>34-33</b>	<b>67</b>	<b>16.0</b>	<b>5.5</b>	<b>0</b>	<b>1</b>	<b>1</b>	<b>0</b>	<b>1</b>

## TODD FENNEL



### PUNTER

*Redshirt Sophomore*  
**Height:** 6-1  
**Weight:** 181  
**Hometown:** Vero Beach, Fla.  
**Previous School:** Vero Beach

# 39

**GAMES PLAYED/STARTS:** 0/0

**CAREER:** Walk-on who joined the team prior to the 2011 season.

**2012:** Did not appear in any games for Florida as a redshirt freshman.

**2011:** Did not see game action for the Gators.

**PRIOR TO FLORIDA:** Also served as his team's quarterback in high school... Had 12 punts inside of the 20 and eight punts inside of the 10 during his senior season at Vero Beach... Averaged 39 yards on 30 punts, with an average hangtime of 4.05 seconds during 2010... First-team all-area punter as a junior after taking over the punting duties a few games into the season.

## DREW FERRIS



### LONG SNAPPER

*Redshirt Junior*  
**Height:** 6-0  
**Weight:** 211  
**Hometown:** Carlsbad, Calif.  
**Previous School:** San Diego Jewish Acad.

# 46

**GAMES PLAYED/STARTS:** 14/0

**CAREER:** Enrolled at UF in the summer of 2010... Served as the long snapper for every game in 2011 and for one game in 2012 before an injury ended his season.

**2012:** Began the season as the team's starting long snapper, but suffered a season-ending injury in the first game against Bowling Green.

**2011:** Made his Gator debut in the season opener against FAU... Served as the long snapper for both the field-goal and punt teams for the entire season, playing in all 13 games.

**2010:** Did not see action in the 2010 season but dressed for Miami University, USF, Kentucky, LSU, Mississippi State, South Carolina, Appalachian State and Florida State.

**PRIOR TO FLORIDA:** Played defensive end, offensive tackle and middle linebacker... Was a 5-star rated long snapper and ranked 14th in the nation by Chris Rubio Long Snapping... Won Coaches' Award for hardest worker in Fall 2008 and named to second-team all-conference on offense and defense in the fall of 2009... Member of the varsity basketball team his junior and senior years and was a member of the varsity baseball team his senior year... Named to the San Diego Union Tribune All-Academic Team four times in high school.

## DANTE FOWLER, JR.



### DEFENSIVE LINE

*Sophomore*  
**Height:** 6-3  
**Weight:** 265  
**Hometown:** St. Petersburg, Fla.  
**Previous School:** Lakewood Senior

# 6

**GAMES PLAYED/STARTS:** 13/1

**CAREER:** Played in every game as a true freshman, starting once, and was named to the SEC Coaches All-Freshman team... Named First Team Freshman All-American by CBSSports.com and Second Team All-Freshman by Scout.com, Phil Steele and FoxSportsNext.com... Totaled 30 tackles with 8.0 TFL and 2.5 sacks as a freshman.

**2012:** Saw action in all 13 games, making his first start against Missouri... Named First-Team SEC Coaches' All-Freshman (DL), CBSSports.com Freshman All-America and Second Team All-Freshman by Scout.com, Phil Steele and FoxSportsNext.com... Finished his first season with 30 tackles, including 2.5 sacks and 8.0 TFL... Registered a TFL in four of the last five games of the season (Missouri, Louisiana, Jacksonville State, Louisville)... Second-leading tackler among freshmen... Tallied a career-high five tackles against Missouri, with two tackles for a loss of 11 yards... Against South Carolina, had two tackles with one for a loss of 10 yards... Recorded three tackles and his first career sack in the opener against Bowling Green.

**PRIOR TO FLORIDA:** A five-star prospect ranked as the No. 3 weakside defensive end and No. 28 recruit overall by Rivals.com... Was the No. 5 prospect in the state of Florida according to Rivals.com... Ranked in the Rivals100 national list (No. 28), as well as the ESPN 150 national list (No. 71)... Named an Honorable Mention All-American by Sports Illustrated... Competed in the 2012 Under Armour All-American Game... Helped Lakewood to a 7-4 record as a senior... Chose Florida over Florida State, Southern Cal, Auburn, Georgia, LSU and Ohio State among others... Coached by Cory Moore.


### FOWLER'S CAREER HIGHS

Tackles: 5 (Missouri, 2012)  
 QB Sacks: 1.0 (2x, last Missouri, 2012)  
 Forced Fumbles: None  
 Interceptions: None  
 Blocked Field Goals: None

### CAREER DEFENSIVE STATISTICS

Year	UT-AT	TT	TBL	QBS	FF	FR	PD	INT	BLK
2012	13-17	30	8.0	2.5	0	0	0	0	0
<b>Totals:</b>	<b>13-17</b>	<b>30</b>	<b>8.0</b>	<b>2.5</b>	<b>0</b>	<b>0</b>	<b>0</b>	<b>0</b>	<b>0</b>

# MATTHEW FUCHS



## OFFENSIVE LINE

*Redshirt Freshman*

**Height:** 6-2

**Weight:** 237

**Hometown:** Gainesville, Fla.

**Previous School:** Buchholz

# 79

**GAMES PLAYED/STARTS:** 0/0

**2012:** A walk-on to the 2012 Gator squad... Did not see any action in his first season with the Gators.

**PRIOR TO FLORIDA:** Played high school football at Buchholz High School in Gainesville for coaches Matt Kerstetter and Jay Godwin.

# MAX GARCIA



## OFFENSIVE LINE

*Redshirt Junior*

**Height:** 6-4

**Weight:** 307

**Hometown:** Norcross, Ga.

**Previous School:** Norcross/Maryland

# 76

**GAMES PLAYED/STARTS:** 0/0

**CAREER:** A transfer from Maryland who sat out during the 2012 season, but has two years of eligibility remaining... Played in 14 games with the Terps, including starting all 12 games during his sophomore season.

**2012:** Sat out due to NCAA transfer rules... Named the Scout Team Player of the Week against BGSU, LSU and Florida State.

**2011:** (At Maryland) One of only five Terps to play in and start all 12 games... Started every game at left tackle... Made his first career start in Maryland's victory over Miami.

**2010:** (At Maryland) Saw action in two games (vs. FSU and vs. ECU) as a reserve left tackle.

**PREP:** An explosive lineman with excellent quickness... An honorable mention Class 5A All-Georgia honoree as a senior... Ranked No. 58 on the SuperPrep Georgia 83... Rated as the 58th-best player in the state of Georgia by Rivals.com... Ranked No. 51 nationally among offensive tackles by Scout.com... Ranked No. 52 nationally among offensive tackles by Scouts, Inc... Competed in track (50-9 in shot; 120-6 in discus)... Traveled to Australia in the summer of 2009 to compete in World Track meet... Chose to attend Maryland out of high school while also considering Alabama, Vanderbilt, Clemson, Florida State, N.C. State and Wake Forest... Coached by Keith Maloof.

# JABARI GORMAN



## DEFENSIVE BACK

*Junior*

**Height:** 5-10

**Weight:** 186

**Hometown:** Miami, Fla.

**Previous School:** Monsignor Pace

# 21

**GAMES PLAYED/STARTS:** 25/0

**CAREER:** Has appeared in 25 games for the Gators, making 10 tackles, totaling one interception and a fumble recovery.

**2012:** Appeared in 12 games, ... Totaled two tackles, one interception and one fumble recovery on the season... Recovered a fumble on a kickoff against Florida State... Grabbed his first career interception against South Carolina... Had solo tackles against Bowling Green and Jacksonville State.

**2011:** Saw action in all 13 games, playing mostly on special teams and as a reserve safety... Finished the season with eight tackles, including three on special teams... Tallied a season-best three tackles vs. Kentucky... Made a pair of solo tackles in each of his first two games as a Gator, vs. UAB and FAU... Named to the SEC First-Year Academic Honor Roll.

**PRIOR TO FLORIDA:** A four-star recruit, ranked the No. 10 safety in the nation by Rivals.com... Rated No. 86 on the ESPN 150 list... Ranked on the Rivals250 national list... Helped lead Monsignor Pace into the Class 2B regional final before suffering its only loss of the season to finish with a 10-1 record... Competed in the 2011 Under Armour All-American Game... A second-team all-state defensive back in the 2B classification... Also played running back in high school... Chose Florida over Florida State, Ohio State, Michigan, LSU and Alabama, among others... Coached by Alvin Slaughter.

### GORMAN'S CAREER HIGHS

Tackles: 3 (Kentucky, 2011)

QB Sacks: None

Forced Fumbles: None

Fumble Recovery: 1 (Florida State, 2012)

Interceptions: 1 (South Carolina, 2012)

### CAREER DEFENSIVE STATISTICS

Year	UT-AT	TT	TBL	QBS	FF	FR	PD	INT
2011	7-1	8	0	0	1	0	0	0
2012	2-0	2	0	0	0	1	1	1
<b>Totals:</b>	<b>9-1</b>	<b>10</b>	<b>0</b>	<b>0</b>	<b>1</b>	<b>0</b>	<b>1</b>	<b>1</b>

**CHAZ GREEN****OFFENSIVE LINE***Redshirt Junior***Height:** 6-5**Weight:** 305**Hometown:** Tampa, Fla.**Previous School:** Tampa Catholic**75****GAMES PLAYED/STARTS:** 20/19

**CAREER:** Redshirt junior offensive tackle that has started 18 games in his career as a Gator... Selected as a 2011 Freshman All-American... Named to the 2011 SEC All-Freshman team.

**2012:** Played in 11 games, started 10... Missed the Tennessee and Kentucky games due to injury... Graded out 80 percent or higher in the final four games of the regular season.

**2011:** Named a 2011 Freshman All-American... Started and appeared in nine games on the season... Played against FAU, UAB, Tennessee, Kentucky, Alabama, LSU, Auburn, FSU and in the Gators' 24-17 victory over Ohio State in the TaxSlayer.com Gator Bowl... Missed matchups against Georgia, Vanderbilt, South Carolina and Furman due to injury... Earned his first career start against FAU, lining up at right tackle.

**2010:** Dressed for 12 games but did not play and redshirted.

**PRIOR TO FLORIDA:** A four-star prospect who was rated the No. 6 offensive lineman in the nation according to Rivals.com... Played in the 2010 Under Armour All-America Game... Named to the Top 150 Dream Team by PrepStar Magazine... Led Tampa Catholic to 2009 Florida 2B Runner-Up finish and an 11-2 record... Helped pave the way for a team that rushed for over 3,000 yards in 2009... Named FSWA 2A all-state second-team in 2008 as a junior... Chose Florida over Georgia, Ohio State, Tennessee and USC... Coached by Bob Henriquez.

**JACOB GUY****QUARTERBACK***Redshirt Freshman***Height:** 6-5**Weight:** 210**Hometown:** Dade City, Fla.**Previous School:** Pasco**9****GAMES PLAYED/STARTS:** 0/0

**2012:** Walked on to the team in the summer of 2012... Did not play in any games... Played a key role in the Gators' scout offense.

**PRIOR TO FLORIDA:** Rated a three-star recruit by ESPN.com... Named to the 2011 Tampa Bay Times' All-Suncoast First-Team... Set the Pasco County passing records in touchdowns (42) and yards (2,672)... Led his team to the Class 5A state semifinals... Chose Florida over FIU, FAU, Massachusetts, Ohio and Western Michigan.

**JON HALAPIO****OFFENSIVE LINE***Redshirt Senior***Height:** 6-3**Weight:** 317**Hometown:** St. Petersburg, Fla.**Previous School:** St. Petersburg Catholic**67****GAMES PLAYED/STARTS:** 41/33

**CAREER:** Has played in 41 games during his career as a Gator and earned 33 starts... A Phil Steele Midseason All-SEC Second Team and Midseason All-American Third-Team honoree in 2012... Named to the 2010 Sporting News All-Freshman Team... Named to the 2010 SEC All-Freshman Team.


**2012:** Started in every game at right guard... Owns the most consecutive career starts on Florida's offense (27)... Named the SEC Offensive Lineman of the Week after Vanderbilt game... Graded out above 80 percent eight times, including three games over 90 percent (TAMU, LSU, FSU)... Named a 2012 team captain.

**2011:** A key unit to Florida's offensive line, as he started every game of the 2011 season at right guard... Only member of the Gators' offensive line to start every game at the same position on the year.

**2010:** Played in 12 games for the Gators, starting at right guard in seven games... Was sidelined for the Mississippi State game with an injury... Had his fifth-career start vs. South Carolina... Started at right guard in the Gators' game vs. LSU and Vanderbilt for his third and fourth starts in 2010... Graded out a Champion in Florida's games vs. Kentucky and Georgia... Made his first-career start in the season opener at right guard and started in UF's victory over USF.

**2009:** Received a medical redshirt... Played in three games his freshman season for the Gators, including Charleston Southern, Troy and in the SEC matchup with Kentucky in Lexington... Also dressed for the 2009 SEC Championship and the 2010 Allstate Sugar Bowl victory over Cincinnati.

**PRIOR TO FLORIDA:** Played all five positions on the offensive line... Named First-Team All-Pinellas County as a senior as was referred to "an immovable object on the line" by the St. Petersburg Times... Also played on defensive line for St. Petersburg Catholic... Played in the Pinellas County All-Star Game... Aimed to lower his 40-yard dash time from 5.1 to 4.9 before he arrives in Gainesville... Had a vertical jump of 26-1/2 inches... Bench pressed 340 pounds and squatted 515 pounds... Was named the Offensive Lineman Most Valuable Player at the Gainesville NIKE Camp... Had a 3.0 GPA... Chose to play for the Gators over Colorado and Notre Dame... Coached by Tod Creneti.

**AUSTIN HARDIN****KICKER***Redshirt Freshman***Height:** 5-10**Weight:** 200**Hometown:** Atlanta, Ga.**Previous School:** Marist**16****GAMES PLAYED/STARTS:** 0/0**2012:** Did not see any action and redshirted. . . Named to the SEC Freshman Honor Roll.**PRIOR TO FLORIDA:** A three-star prospect according to ESPN and Scout.com. . . Rated the No. 1 kicking prospect in the nation by ESPN. . . Kicked at the Under Armour All-America game. . . Named to the Georgia Sportswriters Association Class 4A All-State Team. . . Went 13-of-20 on field goals, including a 59-yard game-winner, and converted all of his extra-point attempts. . . Helped Marist to a 9-3 record as a senior. . . All seven of his misses came from over 50 yards. . . Chose Florida over Auburn and Tennessee. . . Coached by Alan Chadwick.**JONOTTHAN HARRISON****OFFENSIVE LINE***Redshirt Senior***Height:** 6-3**Weight:** 303**Hometown:** Groveland, Fla.**Previous School:** South Lake**72****GAMES PLAYED/STARTS:** 39/27**CAREER:** Has appeared in 39 games, with 27 starts, in his career at Florida. . . Named to 2012 Rimington Award Watch List and Phil Steele Midseason All-SEC Third Team.**2012:** Started at center in all 13 games for the Gators in 2012. . . Named a team captain against Tennessee, Vanderbilt and Louisiana. . . Had nine games grading out above 80 percent, including 100 percent against Vanderbilt and 92 percent against Florida State. . . Named team's Offensive Player of the Game against Texas A&M.**2011:** Lined up at both center and left guard throughout the season for the Florida Gators. . . Started at center in every game except South Carolina, which he started at left guard. . . Started every game of the year as a member of the Florida offensive line. . . Received the Scrap Iron award following the Tennessee game.**2010:** Played in all 13 of Florida's games. . . Made his starting debut at left guard against Penn State in the Outback Bowl. . . Graded out a Champion in Florida's win over Vanderbilt. . . Was a part of Florida's special teams on the field-goal unit and saw limited action throughout the season at left guard.**2009:** A 2009 Fall SEC Academic Honor Roll selection with a 3.0 GPA in Social and Behavioral Sciences. . . Dressed for nine of UF's 14 games during the 2009 season, but did not see game action and earned a redshirt.**PRIOR TO FLORIDA:** Participated in Offense/Defense All-American Bowl. . . Was selected as the Offense/Defense All-American Bowl Offensive Lineman of the Year. . . High school teammate of former Gator football player Jeff Demps. . . Versatile lineman that can play any of the five positions. . . Selected to the Orlando Sentinel's All-Central Florida First Team. . . Rated as a Four-Star offensive guard Prospect by Rivals.com. . . Chose Florida over USF and UCF. . . Coached by Walter Banks. . . Selected as the team's MVP and the Offensive Player of the Year.**MARK HERNDON****RUNNING BACK***Sophomore***Height:** 5-9**Weight:** 194**Hometown:** Ocala, Fla.**Previous School:** Forest**37****GAMES PLAYED/STARTS:** 6/0**CAREER:** Joined the team as a walk-on prior to the 2012 season and saw action in six games as a true freshman on special teams.**2012:** Saw action in six games (Bowling Green, Kentucky, South Carolina, Louisiana, Jacksonville State, Florida State), mostly on special teams. . . Named the Scout Team Player of the Week for the South Carolina game and Special Teams Scout Player of the Week for BGSU and Tennessee.**PRIOR TO FLORIDA:** Was named the District 7 MVP and Offensive Player of the Year during his senior season. . . Overall, rushed for 1,600 yards on 165 carries for 19 touchdowns. . . Chose Florida over Miami, Fresno State and FAU.**D.J. HUMPHRIES****OFFENSIVE LINE***Sophomore***Height:** 6-5**Weight:** 285**Hometown:** Union, N.C.**Previous School:** Mallard Creek**70****GAMES PLAYED/STARTS:** 13/3**CAREER:** Saw action in all 13 games in 2012. . . Named First Team Offense SEC Coaches' All-Freshman (OL) and Sporting News Freshman All-America in 2012. . . Enrolled in January of 2012.**2012:** Appeared in all 12 games, starting three (South Carolina, Missouri, and Louisiana). . . Made his first career start against the Gamecocks. . . Graded out at 80 percent or better six times, including 100 percent against Texas A&M and Tennessee.**PRIOR TO FLORIDA:** A consensus five-star and top-20 recruit. . . Rated as the No. 2 prospect by Rivals.com, the No. 7 prospect by ESPN and the No. 11 prospect by Scout.com. . . The No. 1 recruit out of the state of North Carolina according to Rivals.com. . . Named a first-team high school All-American by USA Today, ESPN, Rivals.com, MaxPreps and Sports Illustrated. . . Started since his freshman season and did not allow a sack over the final three years of his prep career. . . Led Mallard Creek to a 13-1 record and berth in the NCHSAA Class 4AA State Semifinals. . . Mallard Creek finished No. 47 in the nation in the final Powerade Fab 50 rankings. . . An Associated Press All-State first-team selection. . . Selected to participate in the 2012 U.S. Army All-America Bowl. . . Coached by Michael Palmieri. . . Father, D.J., played football at Presbyterian College and in the Arena Football League.

# DAMIEN JACOBS



**DEFENSIVE LINE**  
*Senior*

**Height:** 6-3  
**Weight:** 290  
**Hometown:** Gibson, La.  
**Previous School:** H.L. Bourgeois/EMCC

# 4

**GAMES PLAYED/STARTS:** 12/0

**CAREER:** Played in 12 games during his first season with the Gators... Has tallied 10 tackles and 2.5 sacks... Enrolled in January of 2012.

**2012:** Saw action in 12 games... Finished the season with 10 tackles, 2.5 sacks... Recorded one tackle, a sack for a loss of 12 yards against Louisville in the Sugar Bowl... Had a career-high three tackles, all solo, against Missouri... Notched his first career tackle as a Gator against Texas A&M... Recorded multiple tackles in three games (LSU, Missouri, Jacksonville State).

**PRIOR TO FLORIDA:** Rated a four-star JUCO prospect by Rivals.com and Scout.com... Rated a three-star prospect by Rivals.com coming out of high school in 2009... Originally committed to Florida State... Spent the 2010 and 2011 seasons playing at East Mississippi Community College, where the Lions won the 2011 NJCAA Football National Championship... In 2011, Jacobs recorded 47 total tackles, eight TFL, two sacks, four quarterback hurries and two fumble recoveries for the undefeated EMCC Lions... Coached by Buddy Stephens at EMCC.


### JACOBS' CAREER HIGHS

Tackles: 3 (Missouri, 2012)  
QB Sacks: 1.0 (2x, last Louisville, 2013)  
Forced Fumbles: None  
Interceptions: None  
Blocked Field Goals: None

### CAREER DEFENSIVE STATISTICS

Year	UT-AT	TT	TBL	QBS	FF	FR	PD	INT	BLK
2012	6-4	10	2.5	2.5	0	0	0	0	0
<b>Totals:</b>	<b>6-4</b>	<b>10</b>	<b>2.5</b>	<b>2.5</b>	<b>0</b>	<b>0</b>	<b>0</b>	<b>0</b>	<b>0</b>

# MATT JONES



**RUNNING BACK**  
*Sophomore*

**Height:** 6-2  
**Weight:** 228  
**Hometown:** Seffner, Fla.  
**Previous School:** Armwood

# 24

**GAMES PLAYED/STARTS:** 12/1

**CAREER:** Finished third on the team with 275 rushing yards and 3 touchdowns as a true freshman, seeing action in 12 games.

**2012:** Made his first career start against Tennessee and had 12 appearances on the season... The team's third leading rusher and had 52 carries for 275 yards and three touchdowns... Also recorded three receptions for 10 yards... Totaled 146 yards on 16 carries (19.1 avg.) in the final two games of the regular season versus Jacksonville State and Florida State... Scored touchdowns against South Carolina, FSU and Louisville.

**PRIOR TO FLORIDA:** Rated a four-star prospect by ESPN, Scout.com and Rivals.com... Rated the 11th-best running back prospect by ESPN... The No. 137 player overall according to Scout.com... Rated the No. 32 player in the state of Florida by Rivals.com... Earned Honorable Mention All-State honors as a senior despite missing four games with a knee injury... Helped lead Armwood to a 15-0 record and the FHSAA Class 6A Championship his senior year while rushing for 896 yards (6.49 yards per carry) and 10 touchdowns despite missing four games... Also had nine catches for 197 yards and three touchdowns... Armwood finished No. 2 in the nation in the final Powerade FAB 50 rankings and No. 3 in the nation in the final USA Today Super 25 rankings... Chose Florida over Alabama, Auburn and Clemson... Coached by Sean Callahan.

### JONES' CAREER HIGHS

Rushing Attempts: 10 (Kentucky, 2012)  
Rushing Yards: 81 (Florida State, 2012)  
Rushing TDs: 1 (3x, last Louisville, 2012)  
Longest Rush: 32 (Florida State 2012)  
Receptions: 1 (3x, last Jacksonville St., 2012)  
Receiving Yards: 6 (Kentucky, 2012)  
Receiving TDs: None  
Longest Reception: 6 (Kentucky, 2012)  
Kickoff Returns: None  
Kickoff Return Yards: None  
Longest Kickoff Return: None

### CAREER RUSHING STATISTICS

Year	No	Yds	Avg	TDs	Lg
2012	52	275	5.3	3	32
<b>Totals:</b>	<b>52</b>	<b>275</b>	<b>5.3</b>	<b>3</b>	<b>32</b>

### CAREER RECEIVING STATISTICS

Year	No	Yds	Avg	TDs	Lg
2012	3	10	5.3	0	6
<b>Totals:</b>	<b>52</b>	<b>275</b>	<b>5.3</b>	<b>3</b>	<b>32</b>

# HUNTER JOYER



## FULLBACK

Junior

Height: 5-11

Weight: 233

Hometown: Wesley Chapel, Fla.

Previous School: Wesley Chapel

# 41

**GAMES PLAYED/STARTS:** 26/4

**CAREER:** Junior who has played in 26 games and started four. . . Has 20 carries for 83 yards (4.6 avg.), four receptions for 17 yards and two touchdowns. . . Has been the top fullback for the past two seasons in the Gators' two-back offense.

**2012:** Appeared in all 13 games, starting three at fullback (Vanderbilt, South Carolina, Jacksonville State) . . . Had two rushes and four receptions totaling 18 yards. . . Key part of the Gators' rushing attack, which averaged 188.1 yards per game. . . Key blocker for six 100-yard rushing performances (5 by Mike Gillislee, 1 by Jeff Driskel) . . . faced his brother, Kamran, during the 2013 Sugar Bowl against Louisville.

**2011:** Appeared in all 13 games and started one (Auburn) as a true freshman. . . Played a key role on the kick return unit that had four 50+ yard returns, including two 99-yard touchdowns. . . One of four Gators since 2008 to score a touchdown on their first career rush after scoring on a three-yard run vs. UAB. . . Accumulated 82 yards on 18 carries and two touchdowns in his first season at UF. . . Did not have a rush for negative yardage all season. . . Recorded nine yards on three carries and his first career touchdown vs. UAB. . . Totaled 11 yards on three rushing attempts in a win over Kentucky. . . Contributed to the win over Vanderbilt with three carries for 17 yards. . . Ran for seven yards and his second career touchdown on three carries vs. Furman. . . Tallied a career-high 30 yards on three carries against rival FSU. . . Received one carry for no yards in the Gator Bowl vs. Ohio State.

**PRIOR TO FLORIDA:** The No. 1-rated fullback in the nation by Rivals.com and Scout.com. . . Ranked in the Florida Postseason Top 100 by Rivals.com. . . Chose Florida over UConn, Louisville, Miami, USF, Stanford and Texas A&M. . . Coached by Ben Alford.

### JOYER'S CAREER HIGHS

Rushing Attempts: 3 (5x, last Florida State, 2011)

Rushing Yards: 30 (Florida State, 2011)

Rushing TDs: 1 (2x, last Furman, 2011)

Longest Rush: 23 (Florida State, 2011)

Receptions: 1 (4x, last Georgia, 2012)

Receiving Yards: 6 (Georgia, 2012)

Long Reception: 6 (Georgia, 2012)

### CAREER RUSHING STATISTICS

Year	NO	YDS	AVG	TD	LG
2011	18	82	4.6	2	23
2012	2	1	0.5	0	1
<b>Totals:</b>	<b>20</b>	<b>83</b>	<b>4.2</b>	<b>2</b>	<b>23</b>

### CAREER RECEIVING STATISTICS

Year	NO	YDS	AVG	TD	LG
2011	0	0	0.0	0	0
2012	4	17	4.3	0	6
<b>Totals:</b>	<b>4</b>	<b>17</b>	<b>4.3</b>	<b>0</b>	<b>6</b>

# DARRIN KITCHENS



## LINEBACKER

Senior

Height: 6-2

Weight: 230

Hometown: Homestead, Fla.

Previous School: Homestead

# 49

**GAMES PLAYED/STARTS:** 35/3

**CAREER:** Has appeared in 35 games, making three starts at linebacker. . . Plays on the kickoff coverage unit. . . Has 37 tackles, with 3.5 for loss, along with one forced fumble and one quarterback hurry. . . Three year letter-winner for the Gators.

**2012:** Played in all 13 games, making two starts at Florida State and versus Louisville. . . Finished the season with 14 tackles, 10 unassisted and 1.0 TFL (2 yards) . . . Had his best game of the year against Jacksonville State, when he recorded four tackles, three being solo stops. . . His performance was good for fourth-best for Gators in the game. . . Forced the first fumble of his career against Florida State, a game in which he also finished with one unassisted tackle. . . Notched the first quarterback hurry of his career against Bowling Green.

**2011:** Played in all 13 games, making one start. . . Recorded 21 tackles on the season, including 2.5 for a loss of 12 yards. . . Named Special Teams Player of the Week twice (UAB, Furman) . . . Led the team with a career-high 12 tackles in his first career start against Furman, earning a 5-yard TFL. . . Had three tackles against Georgia. . . Notched two tackles against each of Alabama, UAB and FAU, recording his first career TFL for five yards in the season opener against FAU. . . Named to SEC First-Year Academic Honor Roll.

**2010:** Saw action on the kickoff team in nine games. . . Recorded his first career tackle at Vanderbilt.

**PRIOR TO FLORIDA:** A three-star prospect who was rated the No. 41 outside linebacker in the nation by Scout.com. . . Recorded 48 solo tackles, 18 sacks and 24 TFL in 2008. . . Has been timed at 10.9 in the 100 meters and 22.1 in the 200 meters and also recorded a long jump of 22'11" in track. . . Chose Florida over Florida State and Michigan. . . Coached by Bobby McCray.

### KITCHENS' CAREER HIGHS

Tackles: 12 (Furman, 2011)

QB Sacks: None

Forced Fumbles: 1 (Florida State, 2012)

Interceptions: None

### CAREER DEFENSIVE STATISTICS

Year	UT-AT	TT	TBL	QBS	FF	FR	PD	INT
2010	0-2	2	0.0	0	0	0	0	0
2011	9-12	21	2.5	0	0	0	0	0
2012	10-4	14	1.0	0	1	0	0	0
<b>Totals:</b>	<b>19-18</b>	<b>37</b>	<b>3.5</b>	<b>0</b>	<b>1</b>	<b>0</b>	<b>0</b>	<b>0</b>

**KYLE KOEHNE****OFFENSIVE LINE***Redshirt Senior***Height:** 6-5**Weight:** 314**Hometown:** Indianapolis, Ind.**Previous School:** Cathedral**64****GAMES PLAYED/STARTS:** 39/4**CAREER:** Has played in 39 games for the Gators, making four starts.**2012:** Appeared in all 13 games, starting three (Tennessee, Kentucky, LSU) . . . Graded out at a team-high among offensive linemen after the Tennessee game . . . Graded out above 80 percent four times, including two starts at Tennessee and against Kentucky.**2011:** Made his first career start at left guard against Furman . . . Played in every game on the season for the Gators on the offensive line as a regular in the rotation, including the 24-17 bowl victory over Ohio State . . . Received the Scrap Iron award for his efforts in the Kentucky game.**2010:** Participated in all 13 games during the campaign . . . Played on Florida's field-goal unit and saw limited action on the offensive line at guard and tackle . . . Saw action for the first time as a Gator in UF's season opener against Miami University.**2009:** Dressed in six games for the Gators his freshman season on campus, including the 2009 SEC Championship Game vs. Alabama and the 2010 Allstate Sugar Bowl victory over Cincinnati . . . Did not see any game action . . . Earned a redshirt.**PRIOR TO FLORIDA:** A two-year starter at right tackle who shifted to left tackle his senior year at Indianapolis Cathedral . . . Received first-team all-state honors by the Associated Press and Indiana high school coaches . . . Led Indianapolis Cathedral to the 2008 Class 4A state championship, its second championship in the last three seasons . . . Named the 2008 Indiana Player of the Year by the Indianapolis Star . . . Graded out at 82 percent his senior season . . . Benched 320 pounds, squatted 420 pounds, had a 24-inch vertical jump and ran the 40-yard dash in 5.3 seconds while in high school . . . Earned Scout.com All-Combine honors after a successful performance at the U.S. Army Combine . . . Garnered 2008 All-City and All-Marion County high school football honor teams . . . A Class 4A all-state selection as a junior . . . Coached by Rick Streiff.**RHAHEIM LEDBETTER****FULLBACK***Redshirt Freshman***Height:** 5-9**Weight:** 207**Hometown:** Shelby, N.C.**Previous School:** Crest Senior**29****GAMES PLAYED/STARTS:** 0/0**2012:** Did not see game action and redshirted . . . Named the Scout Team Player of the Week against Vanderbilt (Special Teams) and Missouri (Defense) . . . Moved from safety to fullback for the spring of 2013.**PRIOR TO FLORIDA:** A four-star prospect according to ESPN and Scout.com . . . Rated the No. 9 safety in the nation by ESPN and the No. 12 player out of the state of North Carolina by Rivals.com . . . Ranked No. 150 overall nationally by Scout.com . . . Selected to the Associated Press All-State First Team as a senior . . . Helped lead Crest to a 12-4 record his senior season and finished as the NCHSAA Class 3AA Runner-Up . . . Chose Florida over Auburn, Clemson and South Carolina . . . Cousin is former Gator and current New England Patriot linebacker Brandon Spikes . . . Coached by Mark Barnes.**CHRIS MAIGNAN****WIDE RECEIVER***Redshirt Senior***Height:** 5-11**Weight:** 183**Hometown:** Miami, Fla.**Previous School:** NW Christian Academy**33****GAMES PLAYED/STARTS:** 0/0**2012:** Walked onto the team in the summer of 2012 . . . Did not see any game action.**PRIOR TO FLORIDA:** Recorded 500 yards rushing and two touchdowns in 2009 . . . Made 48 tackles in 2009 . . . Chose Florida over USF . . . Coached by David Chase.



**DARIUS MASLINE****WIDE RECEIVER***Redshirt Freshman*

Height: 5-8

Weight: 171

Hometown: Jacksonville, Fla.

Previous School: Raines

**80****GAMES PLAYED/STARTS: 0/0**

**2012:** Walked onto the team prior to the start of the 2012 season... Did not see any game action... Was recognized as the Special Teams Scout Player of the Week for the Texas A&M game... Earned Offensive Scout Team Player of the Week honors for the Vanderbilt game.

**PRIOR TO FLORIDA:** Was named to the 2012 All-Duval Academic Football Team... Played basketball and was a member of the track and field team at Raines.

**MARCUS MAYE****DEFENSIVE BACK***Redshirt Freshman*

Height: 6-0

Weight: 200

Hometown: Melbourne, Fla.

Previous School: Holy Trinity Episcopal

**20****GAMES PLAYED/STARTS: 0/0**

**2012:** Did not see game action and redshirted.

**PRIOR TO FLORIDA:** Rated a four-star prospect by ESPN, Scout.com and Rivals.com... The No. 5 safety in the country and the No. 70 player overall by Rivals.com... Ranked the No. 13 player in the state of Florida by Rivals.com... Competed in the Under Armour All-America Game... Recorded four interceptions and 45 tackles during his senior season at Holy Trinity... Also played running back for the Tigers, rushing for 712 yards and nine touchdowns as a senior... Against Heritage, Maye went 3-for-3 passing for 63 yards and two touchdowns, his only passing attempts of the season... Chose Florida over Alabama, Auburn, Florida State and LSU... Coached by Mark Ainsley.

**ALEX McCALISTER****DEFENSIVE LINE***Redshirt Freshman*

Height: 6-5

Weight: 238

Hometown: Clemmons, N.C.

Previous School: West Forsyth

**95****GAMES PLAYED/STARTS: 0/0**

**2012:** Did not see game action and redshirted... Named the Defensive Scout Team Player of the Week against Vanderbilt, South Carolina and Kentucky.

**PRIOR TO FLORIDA:** A four-star prospect by ESPN.com... The No. 14 prospect in the state of North Carolina according to Rivals.com... Also rated the No. 26 weakside defensive end in the nation by Rivals.com... Selected to the Associated Press All-State First Team as a senior... Chose Florida over Georgia Tech, Georgia, North Carolina and South Carolina among others... Coached by Adrian Snow.

**RYAN McGRIFF****QUARTERBACK***Redshirt Sophomore*

Height: 6-0

Weight: 201

Hometown: Gainesville, Fla.

Previous School: Gainesville

**19****GAMES PLAYED/STARTS: 0/0**

**CAREER:** A redshirt sophomore quarterback who has shared time running the scout offense.

**2012:** Did not play in any games.

**2011:** Did not see any game action... Shared time running the scout offense.

**PRIOR TO FLORIDA:** A four-year letterman at Gainesville High School under Coach Ryan Smith... Helped lead the Hurricanes to a pair of District titles... A two-time first-team all-state and all-area honoree... Named the Offensive Player of the Year by the Gainesville Sun... Also competed for the baseball team, garnering first and second-team all-state honors... Father Mark McGriff was a former letterwinner for the Gators, as were relatives Travis, Lee, Perry and Jack McGriff.

**MIKE McNEELY****WIDE RECEIVER***Redshirt Junior*

Height: 5-8

Weight: 176

Hometown: Clearwater, Fla.

Previous School: Palm Harbor University

**30****GAMES PLAYED/STARTS: 11/0**

**CAREER:** A junior walk-on wide receiver that has appeared in 11 games for the Gators.

**2012:** Played in the final four games of the season after suffering an injury in the summer of 2012... Saw time on special teams and at wide receiver.

**2011:** Dressed for every game except one (Alabama) and appeared in seven games (UAB, Kentucky, Vanderbilt, South Carolina, Furman, Florida State, Ohio State)... Contributed to the kickoff unit throughout the season.

**PRIOR TO FLORIDA:** Named to the Pinellas County All-Star team for football in 2009... Had 34 receptions for 453 yards his senior year and set school records in receptions and yards in a single season (2009) and established records in career receptions and career receiving yards... Placed second in the district for the high jump in 2009... Also played basketball throughout high school and was named the team MVP in 2008-09 and 2009-10 and also named to the Pinellas County All-Star team for basketball in 2010... Chose Florida over William Jewell, Dartmouth and Harvard.

## HUGH MILES



**RUNNING BACK**  
*Redshirt Sophomore*  
**Height:** 5-8  
**Weight:** 191  
**Hometown:** Miami, Fla.  
**Previous School:** Dade Christian

22

**GAMES PLAYED/STARTS:** 0/0

**2012:** Did not see any game action... Named to the Scout Team Player of the Week for the LSU game... Joined the team prior to the 2012 season.

**PRIOR TO FLORIDA:** Was a 2011 All-Dade Honorable Mention selection... Chose Florida over UCF and Florida State... Coached by Mike Sonneborn.

## A.J. MOBLEY



**WIDE RECEIVER**  
*Redshirt Junior*  
**Height:** 5-11  
**Weight:** 223  
**Hometown:** Fayetteville, Ga.  
**Previous School:** Starr's Mill/Santa Fe


87

**GAMES PLAYED/STARTS:** 0/0

**2012:** Walked onto the team in the summer of 2012... Did not see any game action... Named the Scout Team Player of the Week for the Kentucky game.

**PRIOR TO FLORIDA:** Served in the Marines prior to joining the Gators... Played high school football at Starr's Mill High School in Fayetteville, Ga... Earned camp honors at the Georgia Southern Camp... Coached by Mike Earwood.

## SKYLER MORNHINWEG



**QUARTERBACK**  
*Redshirt Freshman*  
**Height:** 6-2  
**Weight:** 206  
**Hometown:** Philadelphia, Pa.  
**Previous School:** St. Joseph's Prep


17

**GAMES PLAYED/STARTS:** 0/0

**2012:** Did not see any game action... Shared time running the scout team offense... Named the Scout Team Player of the Week for the Vanderbilt game... Named to the SEC Freshman Honor Roll.

**PRIOR TO FLORIDA:** Rated a four-star recruit, the No. 6 player in Pennsylvania and the No. 19 quarterback nationally by ESPN.com... Went 110-for-229 for 1,546 passing yards and 13 touchdowns as a senior... Finished his career as the all-time leading passer at Saint Joseph's Prep and is fifth all-time in Philadelphia city history... Totaled 4,912 passing yards, 1,243 rushing yards and 71 total touchdowns (52 passing, 17 rushing, 2 interception returns) in his high school career... Engineered six fourth-quarter comebacks playing for Saint Joseph's... Was a four-year starter at quarterback and three-year starter at defensive back for Saint Joseph's... Named the MVP of the Catholic League and was three-time First-Team All-Catholic (QB and DB)... First-team all-league, all-city and all-region selection... Won the Leroy Kelly Award, given to Southeast Pennsylvania's Player of the Year... Named to the 2012 Pennsylvania Big 33 team... Played in the 2012 U.S. Semper Fidelis All-American game... Chose Florida over Penn State, Stanford and Tennessee... Coached by Gabe Infante... Son of Marty Mornhinweg, the Philadelphia Eagles' offensive coordinator and former head coach of the Detroit Lions.

## ANTONIO MORRISON



**LINEBACKER**  
*Sophomore*  
**Height:** 6-1  
**Weight:** 230  
**Hometown:** Bolingbrook, Ill.  
**Previous School:** Bolingbrook

3

**GAMES PLAYED/STARTS:** 12/0

**CAREER:** Appeared in 13 games, making three starts at the linebacker position... Has 34 tackles, with 2.0 for loss along with one sack, one forced fumble and one quarterback hurry... Enrolled in January of 2012... Named to the SEC Coaches All-Freshman team.

**2012:** Played in all 13 games as a true freshman, making starts against Kentucky, Vanderbilt and Louisville... Named to the 2012 SEC Coaches' All-Freshman Team... Finished eighth on the team in tackles after notching 34 stops (27 unassisted)... Had his best game when he led the team in tackles (8) against Vanderbilt, six of which were solo stops... Recorded the first quarterback hurry of his career against Tennessee while also tallying five tackles (1.0 TFL) against the Volunteers... In just his second collegiate game, finished with the second-most tackles among all Gators against Texas A&M after six takedowns (five unassisted)... Was instrumental in the win over rival Florida State after recording four tackles (three unassisted), including his first sack of his career and first forced fumble, which UF recovered and scored to take the lead on the very next play.

**PRIOR TO FLORIDA:** Rated a four-star prospect, the No. 5 recruit in Illinois and the No. 10 inside linebacker nationally by Rivals.com... Ranked as the top linebacker prospect in the Midwest by Tom Lemming and the No. 204 player overall in the nation by Rivals.com... Named a High School All-American by USA Today (2nd Team LB), ESPN (3rd Team LB) and Sports Illustrated (Honorable Mention LB)... Selected to the ESPN High School Illinois All-State team... Led Bolingbrook to a 13-1 record and IHSA Class 8A State Championship as a senior, the school's first-ever state title... Had to miss the title game due to injury... Bolingbrook finished No. 36 in the nation in the final Powerade FAB 50 rankings... Had 101 tackles, seven sacks, three forced fumbles and an interception as a junior at Bolingbrook... Selected to the 2011 Semper Fidelis All-American Bowl... Chose Florida over Alabama, Tennessee, Arizona and Purdue among others... Coached by John Ivlow.

### MORRISON'S CAREER HIGHS

Tackles: 8 (Vanderbilt, 2012)  
 QB Sacks: 1.0 (Florida State, 2012)  
 Forced Fumbles: 1 (Florida State, 2012)  
 Interceptions: None

### CAREER DEFENSIVE STATISTICS

Year	UT-AT	TT	TBL	QBS	FF	FR	PD	INT
2012	27-7	34	2.0	1.0	1	0	0	0
<b>Totals:</b>	<b>27-7</b>	<b>34</b>	<b>2.0</b>	<b>1.0</b>	<b>1</b>	<b>0</b>	<b>0</b>	<b>0</b>

# TYLER MURPHY



## QUARTERBACK

*Redshirt Junior*

Height: 6-2

Weight: 208

Hometown: Wethersfield, Conn.

Previous School: Wethersfield

# 10

**GAMES PLAYED/STARTS:** 3/0

**CAREER:** A redshirt junior quarterback that has appeared in three games for the Gators.

**2012:** Played against South Carolina, lining up at wide receiver...Dressed for all 13 games, serving as the team's third quarterback.

**2011:** Appeared in two games on the year for the Gators, playing against UAB and making his SEC debut against Kentucky as a redshirt freshman...Dressed for all 13 games...Pivotal part of the Gators' scout teams.

**2010:** Dressed for all 13 games, but did not see action in the 2010 season...Played an important role on scout teams...Earned a redshirt.

**PRIOR TO FLORIDA:** Ranked a two-star prospect by Rivals.com...Accounted for more than 30 touchdowns with 1,100 passing and 1,100 rushing during his career as a dual-threat quarterback at Wethersfield...Won the triple jump at the State Open Track Meet with a jump of 46'7"...Coached by John Campanello.

# LEON ORR



## DEFENSIVE LINE

*Redshirt Junior*

Height: 6-5

Weight: 310

Hometown: New Port Richey, Fla.

Previous School: Gulf

# 44

**GAMES PLAYED/STARTS:** 22/0

**CAREER:** Has appeared in 22 games, making 25 tackles...Practiced as an offensive lineman during his redshirt freshman season in 2010 but made the transition to defensive tackle during spring practice in 2011.

**2012:** Saw action in eight games before missing the last four regular-season games due to illness but returned for the Sugar Bowl...Accumulated 15 tackles during the season, including 5.5 TFL and 1.0 sack...Collected two tackles, including 1.0 TFL against Louisville in the Sugar Bowl...Had a career-high four tackles against Kentucky, two of which were TFL...Recorded a two-yard sack against South Carolina...Collected multiple tackles in five games (Bowling Green, Texas A&M, Kentucky, LSU and South Carolina).

**2011:** Appeared in all 13 games, making 10 tackles and a pass breakup...Recorded two tackles in the Gator Bowl against Ohio State...Had a tackle against Florida State...Notched two tackles against Furman...Recorded a tackle at Auburn...Had a career-high three tackles, including a 5-yard sack, at Kentucky...Recorded a tackle in his first career game against FAU.

**2010:** Did not appear in a game and took a redshirt his freshman season.

**PRIOR TO FLORIDA:** A four-star prospect rated the No. 8 defensive tackle in the nation by Rivals.com...Also played tight end in high school...Was invited to play in the 2010 Under Armour All-American Game but could not participate while recovering from a broken leg...Named to the Top 150 Dream Team by PrepStar Magazine...Chose Florida over Florida State and Miami...Coached by Jay Fulmer.

### ORR'S CAREER HIGHS

Tackles: 4 (Kentucky, 2012)

Sacks: 1 (2x, last South Carolina, 2012)

Forced Fumbles: None

Interceptions: None

### CAREER DEFENSIVE STATISTICS

Year	UT-AT	TT	TBL	QBS	FF	FR	PD	INT
2011	4-6	10	1.0	1.0	0	0	1	0
2012	8-7	15	5.5	1.0	0	0	0	0
<b>Totals: 12-13</b>		<b>25</b>	<b>6.5</b>	<b>2.0</b>	<b>0</b>	<b>0</b>	<b>1</b>	<b>0</b>

# RYAN PARRISH



## WIDE RECEIVER

*Redshirt Junior*

Height: 6-1

Weight: 205

Hometown: Lakeland, Fla.

Previous School: Lakeland Christian

# 15

**GAMES PLAYED/STARTS:** 0/0

**CAREER:** A junior wide receiver that enrolled at UF in June 2010 and walked on in September 2010.

**2012:** Moved to wide receiver prior to the start of the 2012 season... Did not see any action in games... Named the Scout Team Player of the Week against Texas A&M and Florida State.

**2011:** Did not see any game action... Shared time running the Scout Team offense... Named the Scout Team Defensive Player of the Week following the Vanderbilt game.

**PRIOR TO FLORIDA:** Played quarterback, free safety and tight end at the Lakeland Christian School, where he was a three-year letterman in football... Accounted for 22 touchdowns with over 1,500 yards passing during his time at quarterback... Set a defensive team record for most interceptions in a season and most interceptions in a single game... Earned all-county honors during both his junior and senior campaigns... Was a two-time captain in football and was coached by Bobby Dan McGlohorn... Also captained the basketball team and was a two-year letterman... Member of the National Honor Society and was the President of the Fellowship of Christian Athletes.

# SOLOMON PATTON



## WIDE RECEIVER

*Senior*

Height: 5-9

Weight: 168

Hometown: Mobile, Ala.

Previous School: Murphy

# 83

**GAMES PLAYED/STARTS:** 22/0

**CAREER:** Senior wide receiver who has appeared in 31 career games... Has eight receptions for 79 yards in his career... Has rushed for 146 yards on 15 carries in his three seasons at UF... Has two blocked punts in his career.

**2012:** Played in the first eight games of the season before suffering a season-ending injury vs. Georgia... Carried the ball 14 times for 140 yards (10.0 avg)... Was the team's third-leading rusher at the time of his injury... Had one reception for 17 yards on the year... Had a career-long rush of 54 yards against Vanderbilt... His 54-yard carry was the third-longest run by a Gator in the 2012 regular season... Ran for 34 yards on three carries at Tennessee... Rushed for 31 yards on three carries at Texas A&M... Had one reception for 17 yards against the Aggies.

**2011:** Appeared in all 13 games... Contributed mostly on special teams, with 10 kick returns for 241 yards and one punt return for 28 yards... Had a blocked punt that Chris Rainey returned 22 yards for a touchdown in the first game of the season against FAU... The blocked punt marked the second-straight contest that Patton had blocked a punt (2011 Outback Bowl vs. Penn State)... Had six total special teams tackles on the season... Totaled three receptions for 35 yards on the season... Had two catches for 18 yards vs. FAU and one reception for 17 yards against UAB... Had his lone rush attempt of the season vs. FSU for six yards... Returned three kicks for 73 yards vs. Tennessee... Blocked a punt in the fourth quarter at LSU... Set new career highs in kick return yards and all-purpose yards, returning five kicks for 132 yards vs. Alabama.

**2010:** Appeared in 10 games... Was a special teams factor, blocking one punt and returning another blocked punt for a touchdown... Averaged 28.0 yards per kickoff that season, with four returns for 196 yards... Blocked a punt in the second quarter against Penn State in the Outback Bowl, leading to a Larentee McCray return for a touchdown, putting the Gators ahead, 14-7... Had a season-high 96 all-purpose yards, including a career-long 48-yard kickoff return... Returned two kickoffs for 71 yards, including one for 46 yards, against Appalachian State... Had

a career game against Vanderbilt, with four receptions for 24 yards, a tackle and 66 all-purpose yards... Returned a blocked punt by Chris Rainey 42 yards for a touchdown in the second quarter against the Commodores... Saw action on special teams against Georgia, recording two tackles against the Bulldogs... Made debut on kickoff return team, recording a 23-yard return against Alabama... Made collegiate debut against Kentucky in the SEC home opener... Enrolled at UF in January of 2010.

**PRIOR TO FLORIDA:** Rated a four-star prospect and the No. 36 wide receiver in the nation by Scout.com... Participant in the 2010 Under Armour All-American Game in Orlando... Played in the Alabama/Mississippi All-Star Game... Had 30 rushes for 371 yards and three touchdowns and caught 71 passes for 891 yards and seven touchdowns as a senior... Also averaged 38.8 yards on five kickoff returns as a senior... Recorded 845 receiving yards and 12 touchdowns during his junior season in 2008... Was named to the ASWA All-State 6A first-team in 2008... Hauled in 66 receptions for 950 yards and nine touchdowns as a sophomore... Chose Florida over Alabama, Auburn, LSU, Ole Miss and Southern Miss... Also ran track in high school... Coached by Ronn Lee.

### PATTON'S CAREER HIGHS

- Receptions: 4 (Vanderbilt, 2010)
- Reception Yards: 27 (Vanderbilt, 2010)
- Longest Reception: 17 (2x, last Tennessee, 2012)
- All-Purpose Yards: 132 (Alabama, 2011)
- Fumble Recoveries: 1 (Vanderbilt, 2010)
- Kick Returns: 5 (Alabama, 2011)
- Kick Return Yardage: 132 (Alabama, 2011)
- Longest Kick Return: 48 (Penn State, 2010)
- Tackles: 2 (Georgia, 2010)
- Blocked Punts: 1 (2x, last Florida Atlantic, 2011)
- Rushing Attempts: 3 (3x, last LSU, 2012)
- Rushing Yards: 54 (Vanderbilt, 2012)
- Longest Rush: 54 (Vanderbilt, 2012)

### CAREER RECEIVING STATISTICS

Year	No	Yds	Avg	TDs	Lg
2010	4	27	6.8	0	12
2011	3	35	11.7	0	17
2012	1	17	17.0	0	17
<b>Totals:</b>	<b>8</b>	<b>79</b>	<b>9.9</b>	<b>0</b>	<b>17</b>

### CAREER RUSHING STATISTICS

Year	No	Yds	Avg	TDs	Lg
2011	1	6	6.0	0	6
2012	14	140	10.0	0	54
<b>Totals:</b>	<b>15</b>	<b>146</b>	<b>9.7</b>	<b>0</b>	<b>54</b>

### CAREER KICK RETURN STATISTICS

Year	No	Yds	Avg	TDs	Lg
2010	7	196	28.0	0	48
2011	10	241	24.1	0	33
2012	0	0	0	0	0
<b>Totals:</b>	<b>17</b>	<b>437</b>	<b>25.7</b>	<b>0</b>	<b>48</b>

## BEN PEACOCK



### DEFENSIVE BACK

*Redshirt Sophomore*

Height: 5-8

Weight: 169

Hometown: Bradenton, Fla.

Previous School: Braden River

# 27

**GAMES PLAYED/STARTS:** 0/0


**CAREER:** Joined the Florida roster in 2011 and has competed as a member of the Scout Team.

**2012:** A member of the scout team... Did not see action in 2012... Scout Team Player of the Week against Tennessee.

**2011:** A member of the scout team... Did not see game action in 2011... Named to the SEC First-Year Academic Honor Roll.

**PRIOR TO FLORIDA:** A four-year letterwinner at Braden River under the guidance of coaches Josh Hunter and Ed Volz... Played both safety positions and center for the Pirates... Was also involved in weightlifting, where he placed 13th in the state.

## BRAD PHILLIPS



### KICKER

*Redshirt Senior*

Height: 5-10

Weight: 194

Hometown: Gainesville, Fla.

Previous School: Buchholz

# 97

**GAMES PLAYED/STARTS:** 7/0

**CAREER:** Enrolled at UF in summer 2010 and has handled kickoffs for the Gators in seven games... Served as the primary kicker vs. Georgia in 2011 and against Missouri in 2012.

**2012:** Saw action in one game (Missouri) primarily as kickoff specialist to go with one field goal attempt... Made three kickoffs in the game against the Tigers for 188 yards with two touchbacks... Averaged 62.7 yards on those kicks and also successfully kicked two extra points.

**2011:** Made 2-of-3 field goals, with a long of 43 yards, against Georgia... Also kicked off five times against the Bulldogs, averaging 64.6 yards per kick... Totaled 10 kickoffs against Vanderbilt and at South Carolina, averaging 61.3 yards... Named to the 2011 SEC Academic Honor Roll.

**2010:** Handled kickoffs for the Gators at Alabama and vs. LSU and Mississippi State... Had one kickoff for 43 yards vs. Mississippi State before suffering a right hip injury... His five kickoffs vs. LSU averaged 66.2 yards... His three kickoffs averaged 66.0 yards at Alabama.

**PRIOR TO FLORIDA:** Converted all 37 of his extra-point attempts during his senior year and was successful on 5 of 9 field-goal attempts... As a placekicker, 90 percent of his kicks were touchbacks... Member of the North Florida-South Georgia All-Star Team in 2010... Played soccer for 13 years... Was the President of the National Honor Society at Buchholz.

### CAREER KICKING STATISTICS

Year	XPM	XPA	Pct	FGA/M	Pct	Lng	Pts
2011	2	2	1.000	2-3	.667	43	8
2012	2	2	1.000	0-1	.000	0	2
<b>Total:</b>	<b>4</b>	<b>4</b>	<b>1.000</b>	<b>2-4</b>	<b>.500</b>	<b>43</b>	<b>10</b>

### CAREER KICKOFF STATISTICS

Year	No	Yds	Avg	TB	OB
2010	9	572	63.6	0	0
2011	15	936	62.4	2	0
2012	3	188	62.7	2	0
<b>Total:</b>	<b>27</b>	<b>1,696</b>	<b>62.8</b>	<b>4</b>	<b>0</b>

## LATROY PITTMAN



### WIDE RECEIVER

*Sophomore*

Height: 6-0

Weight: 207

Hometown: Citra, Fla.

Previous School: North Marion

# 13

**GAMES PLAYED/STARTS:** 11/1

**CAREER:** Has played in 11 games for the Gators, starting one... Has caught two passes for six yards... Enrolled in January of 2012.

**2012:** Played in every regular season game except against South Carolina... Made his collegiate debut in the season opener against Bowling Green... Recorded two catches for six yards against the Falcons... Started his first career game at Vanderbilt.

**PRIOR TO FLORIDA:** Rated a four-star recruit by ESPN and Rivals.com... Listed as the 24th-ranked wide receiver in the nation by ESPN... Participated in the 2012 Under Armour All-American Game... Caught 25 passes for 481 yards (19.24 average) with eight touchdowns as a senior... Also recorded 38 tackles and five interceptions on defense... Helped North Marion to the 5A Regional Semifinals and a 9-3 record during his senior season... Selected to the Associated Press Class 5A All-State Third Team as a defensive back... Became the first member of his family to attend college... Chose Florida over Notre Dame, Alabama, Florida State, Georgia, Miami, Michigan, USF and Auburn... Coached by Craig Damon.

### PITTMAN'S CAREER HIGHS

Receptions: 2 (Bowling Green, 2012)

Reception Yards: 6 (Bowling Green, 2012)

Longest Reception: 5 (Bowling Green, 2012)

### CAREER RECEIVING STATISTICS

Year	No	Yds	Avg	TDs	Lg
2012	2	6	3.0	0	5
<b>Totals:</b>	<b>2</b>	<b>6</b>	<b>3.0</b>	<b>0</b>	<b>5</b>

# BRIAN POOLE



## DEFENSIVE BACK

*Sophomore*  
**Height:** 5-10  
**Weight:** 203  
**Hometown:** Bradenton, Fla.  
**Previous School:** Southeast

# 24

**GAMES PLAYED/STARTS:** 12/0

**CAREER:** Played in 12 of 13 games (all but Bowling Green) as a true freshman as a reserve defensive back and on special teams.

**2012:** Appeared in 12 games as a true freshman... Recorded three tackles on the season, two solo against Kentucky and one against Louisville in the Sugar Bowl... Named to the SEC Freshman Honor Roll.

**PRIOR TO FLORIDA:** A five-star recruit by Scout.com who was also rated the No. 2 cornerback in the nation... Ranked as the No. 25 player in the country by Scout.com... Rated as the No. 16 player in the state of Florida... Ranked No. 82 on ESPN's Top 150 national list and ranked No. 80 on the Rivals100 national list... Participant in the 2012 Under Armour All-American Game... Selected to the Associated Press Class 5A All-State First Team... Led Southeast High School to the regional finals and a 7-3 record as a senior... Chose Florida over Alabama, Florida State, Georgia, Notre Dame, Auburn and Miami among others... Coached by Paul Maechtle.

### POOLE'S CAREER HIGHS

Tackles: 2 (Kentucky, 2012)  
 QB Sacks: None  
 Forced Fumbles: None  
 Fumble Recovery: None  
 Interceptions: None  
 Blocked Kicks: None

### CAREER DEFENSIVE STATISTICS

Year	UT-AT	TT	TBL	QBS	FF	FR	PD	INT
2012	3-0	3	0.0	0	0	0	0	0
<b>Totals:</b>	<b>3-0</b>	<b>3</b>	<b>0.0</b>	<b>0</b>	<b>0</b>	<b>0</b>	<b>0</b>	<b>0</b>

# JEREMI POWELL



## LINEBACKER

*Redshirt Freshman*  
**Height:** 6-1  
**Weight:** 205  
**Hometown:** Largo, Fla.  
**Previous School:** Pinellas Park

# 28

**GAMES PLAYED/STARTS:** 0/0

**2012:** Did not see action in any games for the Gators as he redshirted in 2012... Named the Scout Team Player of the Week five times, three on special teams for the weeks against Kentucky, South Carolina and Jacksonville State and two on defense for the LSU and Florida State weeks.

**PRIOR TO FLORIDA:** A consensus four-star recruit... Ranked the No. 17 outside linebacker and the No. 35 player in the state of Florida by Rivals.com... Rated No. 220 on the Rivals250 national list... Also played running back and wide receiver in high school... Selected to the Associated Press Class 7A All-State First Team... Recorded 15 sacks as a senior... Caught a game-winning touchdown pass with 21 seconds left in the game to beat St. Petersburg High School in 2011... Helped Pinellas Park to the regional quarterfinals and a 7-4 record as a senior... Became the first member of his family to attend college... Chose Florida over Alabama, South Carolina, USF, Purdue and Iowa State... Coached by Ken Crawford.

# RONALD POWELL



## DEFENSIVE LINE

*Redshirt Junior*  
**Height:** 6-4  
**Weight:** 240  
**Hometown:** Moreno Valley, Calif.  
**Previous School:** Rancho Verde

# 7

**GAMES PLAYED/STARTS:** 25/13

**CAREER:** A redshirt junior linebacker who has 25 career appearances and 13 starts for Florida... Has collected 57 tackles, 11.5 TFL, 7.0 sacks, two pass breakups and a forced fumble... Tore his ACL during the 2012 spring game and missed the entire 2012 season.

**2012:** Sat out the 2012 season after suffering an injury and earned a medical redshirt.

**2011:** Started 12 games for the Gators, missing the game at Auburn due to injury... Fourth at UF with 9.0 TFL (58 yards), with a team-high 6.0 sacks... Recorded 32 tackles, three QB hurries and a forced fumble during the season... Phil Steele's Preseason All-SEC Third Team (DE)... Athlon Sports Preseason All-SEC Third Team (DL)... Had two tackles, including a 7-yard sack, against Ohio State in the Gator Bowl... Notched five tackles, 2.0 TFL for 18 yards, and forced his first career fumble vs. Florida State... Notched four tackles, one for loss, at South Carolina... Had three tackles, two TFL and a 10-yard sack vs. Vanderbilt... Recorded three tackles and 5-yard sack vs. Georgia... Notched four tackles and a QB hurry vs. Alabama... Had two tackles, assisting on a 1-yard sack at Kentucky... Notched two tackles vs. Tennessee, with two QB hurries and a 5-yard assisted sack... Had two solo tackles vs. UAB... Recorded three tackles, including a 7-yard sack, vs. FAU.

**2010:** Appeared in all 13 games and drew one start (Appalachian State) at the strongside linebacker position... Selected to the Freshman All-SEC Team... One of six true freshmen to play in every game in 2010... Contributed on Florida's special teams on the kickoff, kickoff return and punt block units... Made 25 tackles... Credited with one tackle and a pass break up vs. Penn State in the 2011 Outback Bowl... Collected two tackles at Florida State... Made his first career start vs. Appalachian State and led the Gators with nine tackles (six solo) and a TFL... Recorded two tackles and his first kickoff return for 20 yards vs. South Carolina while also delivering a key block to help spring Andre Debose on his game-opening 99-yard kickoff return touchdown... Contributed two tackles and a pass breakup in Florida's defeat of Vanderbilt... Had a career-high three tackles in UF's win over Georgia... Contributed two tackles in Florida's game vs. Mississippi State... Recorded his first-career sack for a loss of four yards and one tackle vs. Tennessee.

**PRIOR TO FLORIDA:** Ranked a five-star prospect, the No. 1 defensive end and the No. 1 overall prospect by Rivals.com... Totaled 60 tackles and 13 sacks on defense and six touchdown receptions as a tight end during his junior season... Named a 2010 Parade High School All-American... Participated in the 2010 U.S. Army All-American Bowl... Selected to the 2009 EA Sports All-America first-team defense... Rated No. 11 on the Top 150 Dream Team by PrepStar Magazine... Totaled over 80 tackles, 13 sacks, 28 TFL on defense and averaged over 15 yards per catch on offense during his senior year... Nominated for U.S. Army Player of the Year Award... Clocked as low as 4.5 in the 40-yard dash... Chose Florida over Auburn, Georgia, LSU, Miami, Tennessee, UCLA and USC... Coached by Pete Duffy.


### POWELL'S CAREER HIGHS

Tackles: 9 (Appalachian State, 2010)  
 QB Sacks: 1 (6x, last Ohio State, 2011)  
 Forced Fumbles: 1 (Florida State, 2011)  
 Interceptions: None

### CAREER DEFENSIVE STATISTICS

Year	UT-AT	TT	TBL	QBS	FF	FR	PD	INT
2010	16-9	25	2.5	1.0	0	0	2	0
2011	20-12	32	9.0	6.0	1	0	0	0
<b>Totals:</b>	<b>36-21</b>	<b>57</b>	<b>11.5</b>	<b>7.0</b>	<b>1</b>	<b>0</b>	<b>2</b>	<b>0</b>

# CHRISTIAN PROVANCHA



## QUARTERBACK

*Redshirt Junior*

Height: 6-6

Weight: 216

Hometown: Cocoa, Fla.

Previous School: Cocoa Beach

# 13

**GAMES PLAYED/STARTS:** 0/0

**CAREER:** Enrolled at University of Florida in the summer of 2010 and joined the team as a walk-on.

**2012:** Member of the scout team for the 2012 season... Did not see any game action.

**2011:** Dressed for Florida's matchup against Alabama but did not see any game action... Also dressed in the Gators' 24-17 win over Ohio State in the TaxSlayer.com Gator Bowl... Shared time running the scout offense.

**2010:** Dressed for three games, including Miami University, USF and Appalachian State but did not see any game action... Shared time running the scout offense.

**PRIOR TO FLORIDA:** Four-year letterman at Cocoa Beach Junior Senior High School... Voted the 2007 Most Valuable Player during his sophomore year and the 2009 Outstanding Offensive Player of the Year his senior year... Voted to the 2009 North Brevard County All-Star Team following his senior season, leading the North team to a victory... Led Cocoa Beach to a victory in the 2009 GridIron Classic over Tavares High School, finishing 14-for-21 for 185 yards passing... From his sophomore through his senior year, set several Cocoa Beach High School passing records including most touchdowns in a career with 33 and 2,864 passing yards (3 years)... Set a single-season mark for most touchdowns in with 17 and totaled 1,313 yards passing during his senior year... Also a member of the basketball team all four years... Graduated with Magna Cum Laude as an International Baccalaureate student.

# LOUCHEIZ PURIFOY



## DEFENSIVE BACK

*Junior*

Height: 6-0

Weight: 190

Hometown: Pensacola, Fla.

Previous School: Pine Forest

# 15

**GAMES PLAYED/STARTS:** 26/12

**CAREER:** Has played in 26 games, starting 12, and making 78 tackles, for the Gators... Also has seen time on offense, with one rush for eight yards and one reception for five yards in 2012... Has five pass breakups, four forced fumbles and two blocked kicks in his career.

**2012:** Played in all 13 games, started 12 at cornerback (all but Texas A&M) and also once as a wide receiver... Was instrumental on special teams, with three forced fumbles and two blocked kicks... Finished the season fourth on the team with 51 tackles and added five pass breakups on the season... Against Louisiana, PurifoY blocked a punt in the final seconds that was recovered and returned for a touchdown by Jelani Jenkins to win the game... Added five tackles in win over UL... Blocked a field goal for the first time in his career against Missouri... Recorded a career high and led the team with eight tackles against Georgia... Caused two fumbles against South Carolina, the first coming on the first play of the game to set up a Florida touchdown and had another on the subsequent kickoff that was recovered by South Carolina... Added three solo tackles against the Gamecocks... Recorded six tackles against Tennessee.

**2011:** Saw action in all 13 games during his first season at UF, playing primarily on special teams and as a reserve cornerback... Recorded a team-best 22 special teams tackles during the season... Forced a fumble in UF's Gator Bowl win over Ohio State... Tallied multiple tackles in six games (Tennessee, Kentucky, LSU, Auburn, Vanderbilt, Furman)... Made a then career-best four tackles vs. Furman... Recorded a tackle in his first-career game vs. FAU.

**PRIOR TO FLORIDA:** A four-star prospect and the No. 11 cornerback in the nation, according to Rivals.com... Also among Rivals.com's top 150 national recruits and top 25 prospects in Florida... Helped Pine Forest to a 10-3 record and an appearance in the Class 4A regional semifinals... Chose Florida over Alabama, Auburn and Miami... Coached by Matt Brunson.

### PURIFOY'S CAREER HIGHS

Tackles: 8 (Georgia, 2012)

QB Sacks: None

Forced Fumbles: 2 (South Carolina, 2012)

Fumble Recovery: None

Interceptions: None

Blocked Kicks: 1 (2x, last Louisiana, 2012)

### CAREER DEFENSIVE STATISTICS

Year	UT-AT	TT	TBL	QBS	FF	FR	PD	INT
2011	17-10	27	0	0	1	0	0	0
2012	38-13	51	1.0	0	3	0	5	0
<b>Totals:</b>	<b>55-23</b>	<b>78</b>	<b>1.0</b>	<b>0</b>	<b>4</b>	<b>0</b>	<b>5</b>	<b>0</b>

### CAREER RECEIVING STATISTICS

Year	NO	YDS	AVG	TD	LG
2012	1	5	5.0	0	5
<b>Totals:</b>	<b>1</b>	<b>5</b>	<b>5.0</b>	<b>0</b>	<b>5</b>

### CAREER RUSHING STATISTICS

Year	NO	YDS	AVG	TD	LG
2012	1	8	8.0	0	8
<b>Totals:</b>	<b>1</b>	<b>8</b>	<b>8.0</b>	<b>0</b>	<b>8</b>

### CAREER KICK RETURN STATISTICS

Year	NO	YDS	AVG	TD	LG
2012	7	167	23.9	0	29
<b>Totals:</b>	<b>7</b>	<b>167</b>	<b>23.9</b>	<b>0</b>	<b>29</b>

# CODY RIGGS

**DEFENSIVE BACK**

*Redshirt Junior*

Height: 5-9


Weight: 184

Hometown: Fort Lauderdale, Fla.

Previous School: St. Thomas Aquinas

# 31

**GAMES PLAYED/STARTS:** 28/14



**CAREER:** Junior who has appeared in 28 games, starting 14 at cornerback or safety... Has totaled 56 tackles, 38 of which are solo, and grabbed one interception... Missed most of the 2012 season after suffering an injury in the second game... Received a medical redshirt for the 2012 season.

**2012:** Played in two games before fracturing his foot and being sidelined for the remainder of the season... Recorded seven tackles, one pass breakup and one forced fumble... Had four tackles against Bowling Green and forced a fumble... Had three tackles against Texas A&M before leaving with injury.

**2011:** Played in all 13 games, making 10 starts... Registered 31 tackles on the season, including 1.5 for loss and a half sack... Made three tackles in UF's Gator Bowl victory over Ohio State... Tallied a career-best five tackles against Furman with one tackle-for-loss... Registered four tackles, including three solo against Georgia... Assisted on a sack at Kentucky... Had four tackles against Tennessee.

**2010:** One of six true freshmen to play in all 13 games, while starting three (Kentucky, South Carolina, Penn State)... Started on the punt and kickoff coverage teams all season... Usually the first corner to sub in on defense throughout the season... Thirteen of his 18 tackles were solo and he had two pass breakups... Started at corner in the 2011 Outback Bowl win vs. Penn State, notching his first-career interception and making two tackles... Registered two tackles in the road triumph at Vanderbilt, including one for a five-yard loss... Tallied a freshman game-high three solo tackles in the win over Georgia... Made his first career start in the win vs. Kentucky, recording a then career-high four tackles and a pass breakup... Registered one tackle and a pass breakup in the win over USF... Started on the kickoff coverage unit against Miami University and recorded two tackles.

**PRIOR TO FLORIDA:** Ranked a four-star prospect and No. 9 cornerback in the country by Scout.com... Participated in the 2010 Under Armour All-American Game... Recorded 25 tackles, picked off eight passes and batted down an Aquinas team record of 24 others during his senior season... Received Honorable Mention for defensive backs at the U.S. Army National All-Combine... Had 25 tackles and 8 interceptions during his junior season... Also ran track in high school... Chose Florida over Georgia, Notre Dame, Tennessee and South Carolina... Coached by George F. Smith.

### RIGGS' CAREER HIGHS

Tackles: 5 (Furman, 2011)  
 QB Sacks: 0.5 (Kentucky, 2011)  
 Forced Fumbles: 1 (Bowling Green, 2012)  
 Fumble Recovery: None  
 Interceptions: 1 (Penn State, 2011 Outback Bowl)

### CAREER DEFENSIVE STATISTICS

Year	UT-AT	TT	TFL	QBS	FF	FR	PD	INT
2010	13-5	18	1.0	0.0	0	0	2	1
2011	20-11	31	1.5	0.5	0	0	2	0
2012	5-2	7	0	0	1	0	1	0
<b>Totals:</b>	<b>38-18</b>	<b>56</b>	<b>2.5</b>	<b>0.5</b>	<b>1</b>	<b>0</b>	<b>5</b>	<b>1</b>

# MARCUS ROBERSON

**DEFENSIVE BACK**

*Junior*

Height: 6-0

Weight: 195

Hometown: Fort Lauderdale, Fla.

Previous School: St. Thomas Aquinas

# 5

**GAMES PLAYED/STARTS:** 23/14



**CAREER:** Junior who has appeared in 23 games, making 14 starts... Has recorded 45 tackles, 1.0 sack, 14 pass breakups, three interceptions, one forced fumble and one fumble recovery... Named to the All-SEC Second Team in 2012 by the Associated Press and selected by Phil Steele to the All-SEC Third Team.

**2012:** Saw action in all 13 games and started four at cornerback... Finished second in the SEC in passes defended with 14... Tied for sixth in school history with 12 pass breakups in a single season, the most since Joe Haden had 12 in 2008... Recorded 23 tackles, 18 solo, had two interceptions, a team-leading 12 pass breakups and a forced fumble... Had his second interception of the season against Florida State... Recorded three tackles, including 1.0 TFL, and tallied his first career sack at Vanderbilt... Had a season-high five tackles against Texas A&M that equaled his career high... Nabbed his first interception of the season against Bowling Green and returned it 31 yards to set up a touchdown, added three pass breakups in the game.

**2011:** Started the first 10 games of his Gator career at cornerback before suffering a season-ending injury in the South Carolina game... Finished his debut season with 22 tackles, an interception and a fumble recovery... Grabbed his first career interception vs. Georgia... Recorded a career-best five tackles vs. Alabama... Recovered a fumble against UAB... In his first career game, got the start and made three tackles vs. FAU.

**PRIOR TO FLORIDA:** Ranked a four-star recruit by Rivals.com and Scout.com... The No. 2 cornerback and the No. 37 overall player in the nation and the No. 11 player in the state of Florida, according to Rivals.com... Helped lead St. Thomas Aquinas to a 15-0 record, a 5A state championship and the No. 3 national ranking in the USA Today Super 25... Chose Florida over Texas Tech, Auburn and USC... Coached by George Smith.

### ROBERSON'S CAREER HIGHS

Tackles: 5 (2x, last Texas A&M, 2012)  
 QB Sacks: 1 (Vanderbilt, 2012)  
 Forced Fumbles: 1 (Louisville, 2012)  
 Fumble Recovery: 1 (UAB, 2011)  
 Interceptions: 1 (3x, last Florida State, 2012)

### CAREER DEFENSIVE STATISTICS

Year	UT-AT	TT	TFL	QBS	FF	FR	PD	INT
2011	17-5	22	0.5	0.0	0	1	2	1
2012	18-5	23	1.0	1.0	1	0	12	2
<b>Totals:</b>	<b>35-10</b>	<b>45</b>	<b>1.5</b>	<b>1.0</b>	<b>0</b>	<b>1</b>	<b>14</b>	<b>3</b>



## EVAN SCHROEDER



**WIDE RECEIVER**  
*Redshirt Sophomore*

**Height:** 5-11  
**Weight:** 188  
**Hometown:** New Smyrna Beach, Fla.  
**Previous School:** New Smyrna Beach

22

**GAMES PLAYED/STARTS:** 0/0

**2012:** Did not see game action... Named Scout Team Player of the Week against Louisiana.

**PRIOR TO FLORIDA:** Earned Daytona Beach News-Journal Player of the Week honors... Passed for over 1,000 yards in 2010... 2010 team captain... Father, Edwin, and sister, Erin, both attended UF... Chose Florida over Florida State and UCF... Coached by Lance Jenkins.

## VALDEZ SHOWERS



**DEFENSIVE BACK**  
*Redshirt Sophomore*

**Height:** 6-0  
**Weight:** 190  
**Hometown:** Madison Heights, Mich.  
**Previous School:** Madison

10

**GAMES PLAYED/STARTS:** 11/0

**CAREER:** A redshirt sophomore who played in 11 games in 2012 on special teams and as a reserve at safety.

**2012:** Saw action in 11 games, mostly on special teams... Recorded two tackles on the season... Had solo tackles against Texas A&M and Kentucky.

**2011:** Served on the scout team and received a redshirt for the season... Named to the SEC First-Year Academic Honor Roll.

**PRIOR TO FLORIDA:** Rated a four-star prospect by Scout.com, which ranked him the No. 13 cornerback available... Picked Florida because of its great football program and great academics... Named the Gatorade Player of the Year for Michigan and earned first-team all-state and all-conference honors... Was honored as the The Detroit News' Player of the Year... Played defensive back and running back... Recorded three interceptions and collected two fumble recoveries... Also rushed for 2,024 yards and 29 touchdowns as a senior and added 18 receptions for 257 yards and three touchdowns... As a junior, rushed for 1,572 yards and 20 touchdowns... Helped Madison Heights reach the regional finals in both his junior and senior years... Chose Florida over Auburn, Iowa, Michigan, Michigan State and Wisconsin... Coached by Drake Wilkins.

### ROBERSON'S CAREER HIGHS

Tackles: 1 (2x, last Kentucky, 2012)  
QB Sacks: None  
Forced Fumbles: None  
Fumble Recovery: None  
Interceptions: None

### CAREER DEFENSIVE STATISTICS

Year	UT-AT	TT	TFL	QBS	FF	FR	PD	INT
2012	2-0	2	0	0	0	0	0	0
<b>Totals:</b>	<b>2-0</b>	<b>2</b>	<b>0</b>	<b>0</b>	<b>0</b>	<b>0</b>	<b>0</b>	<b>0</b>

## IAN SILBERMAN



**OFFENSIVE LINE**  
*Redshirt Junior*

**Height:** 6-5  
**Weight:** 290  
**Hometown:** Orange Park, Fla.  
**Previous School:** Fleming Island

77

**GAMES PLAYED/STARTS:** 12/3

**CAREER:** Enrolled at UF in January 2010 and has appeared in 12 games and made three starts.

**2012:** Saw action in eight games, starting three times (Vanderbilt, South Carolina, Louisiana)... Graded out at 83 percent against South Carolina and Georgia.

**2011:** Appeared in three games for Florida throughout the 2011 season, seeing action on the Gators' offensive line against FAU, UAB and Furman.

**2010:** Dressed for all 13 of Florida's games... Saw first action as a Gator in the season opener vs. Miami University.

**PRIOR TO FLORIDA:** A four-star recruit and the eighth-ranked offensive tackle according to Rivals.com... Participant in the 2010 Under Armour All-American Game in Orlando... Named to the Top 150 Dream Team by PrepStar Magazine... Saw limited action at defensive end as a senior... Led Fleming Island to a 10-2 record in his senior season, advancing to the FHSAA Regional finals... As a junior, was named to the FSWA 4A All-State Second-Team OL, All-Area First Team and First-Team All-County... Chose Florida over Auburn, LSU and USC... Coached by Jeff Webb.

## KENT TAYLOR



**TIGHT END**  
*Sophomore*

**Height:** 6-5  
**Weight:** 223  
**Hometown:** Land O'Lakes, Fla.  
**Previous School:** Land O'Lakes

18

**GAMES PLAYED/STARTS:** 6/0

**CAREER:** Played in six games as a freshman, catching two passes with one touchdown.

**2012:** Saw action in six games (Bowling Green, Kentucky, Vanderbilt, South Carolina, Jacksonville State, Louisville)... Made his first catch at Vanderbilt... Scored a touchdown against Louisville in the Sugar Bowl on a five-yard pass from Jeff Driskel.

**PRIOR TO FLORIDA:** A consensus four-star recruit... Rated as the No. 1 tight end in the nation by Rivals.com and Scout.com... Ranked the No. 10 player in the state of Florida by Rivals.com... The No. 54 prospect on the Rivals100 national list as well as No. 73 overall in the nation by Scout.com... Named an Honorable Mention All-American by Sports Illustrated... Competed in the 2012 U.S. Army All-American Bowl... Selected to the Associated Press Class 6A All-State Third Team... Had 30 catches for 480 yards with five touchdowns in his senior season despite missing the first month of the season with a broken left hand... Named first-team all-conference his senior season... Coached by Brian Wachtel.

### TAYLOR'S CAREER HIGHS

Catches: 2 (Louisville, 2013)  
Receiving Yds: 5 (Louisville, 2013)  
Receiving Tds: 1 (Louisville, 2013)  
Long Catch: 5 (Louisville, 2013)

### CAREER RECEIVING STATISTICS

Year	No	Yds	Avg	TDs	Lg
2012	2	5	2.5	1	5
<b>Totals:</b>	<b>2</b>	<b>5</b>	<b>2.5</b>	<b>1</b>	<b>5</b>

# MICHAEL TAYLOR



**LINEBACKER**

*Redshirt Junior*

Height: 6-0

Weight: 230

Hometown: Atlanta, Ga.

Previous School: Westlake

# 51

**GAMES PLAYED/STARTS:** 25/2

**CAREER:** Redshirt junior linebacker who has seen action in 25 games for the Gators... Has 68 career tackles with 6.0 TFL, 1.0 sack and two interceptions.

**2012:** Appeared in all 13 games for Florida while starting against LSU... Finished ninth on the team in tackles for the season after pulling down 32 tackles (18 unassisted), including 1.5 TFL and 1.0 sack, one pass break up, one quarterback hurry and one interception (10 yards)... Best game came against Texas A&M after tallying six total tackles, three of which were unassisted, good for third on the team, to go with 1.0 sacks (9 yards), the first sack of his Gator career... Came up big against LSU after totaling five tackles, including 0.5 for loss, his second highest total of the season... Hauled in the second interception of his career against Kentucky and returned it 10 yards to go with two tackles in the game... Had a blocked extra point to go along with three tackles against Louisville in the 2013 Sugar Bowl.

**2011:** Appeared in 12 games (all but Tennessee), making his first career start against Vanderbilt... Recorded 36 tackles on the year, including 4.5 for loss, forced a fumble and had a 30-yard interception return... Earned a Ball Hawk team weekly award after the Kentucky game... Had a tackle against Ohio State in the Gator Bowl... Recorded three tackles and forced a fumble against Florida State... Recorded a team-leading seven tackles in his first career start against Vanderbilt to match his career high for tackles... Notched six tackles against Georgia... Recorded a career-high seven tackles at LSU... Notched six tackles, two for a loss of five yards, and had a 30-yard interception return at Kentucky... Notched three tackles, one for a loss, in his first career appearance against FAU.

**2010:** Did not see game action and redshirted.

**PRIOR TO FLORIDA:** Ranked a four-star prospect and was the No. 3 inside linebacker in the country by Rivals.com... Named the White Team MVP in the 2010 Under Armour All-American Game... Finished his junior season with 160 tackles, 20 TFL, eight fumbles caused, five sacks and three fumbles recovered... Earned all-league honors... Chose Florida over LSU, Miami, Stanford, Tennessee and Virginia Tech... Coached by Gregory Minnis.

### TAYLOR'S CAREER HIGHS

Tackles: 7 (2x, last Vanderbilt, 2011)

Sacks: 1.0 (at Texas A&M, 2012)


Forced Fumbles: 1 (Florida State, 2011)

Interceptions: 1 (2 x, last vs. Kentucky, 2012)

### CAREER DEFENSIVE STATISTICS

Year	UT-AT	TT	TBL	QBS	FF	FR	PD	INT
2011	24-12	36	4.5	0.0	1	0	0	1
2012	18-14	32	1.5	1.0	0	0	1	1
<b>Totals:</b>	<b>42-26</b>	<b>68</b>	<b>6.0</b>	<b>1.0</b>	<b>1</b>	<b>0</b>	<b>1</b>	<b>2</b>

# COLIN THOMPSON



**TIGHT END**

*Redshirt Freshman*

Height: 6-4

Weight: 250

Hometown: Warminster, Pa.

Previous School: Archbishop Wood


# 84

**GAMES PLAYED/STARTS:** 0/0

**2012:** Redshirted due to a foot injury... Named to the SEC Freshman Honor Roll.

**PRIOR TO FLORIDA:** A consensus four-star recruit... Rated as the No. 2 tight end in the nation by ESPN.com and Scout.com... Ranked No. 117 in the ESPN 150 and No. 106 overall by Scout.com... The No. 5 prospect out of the state of Pennsylvania according to Rivals.com... Named an Honorable Mention All-American by Sports Illustrated... Participant in the 2012 Under Armour All-American Game... Selected to the Pennsylvania Sportswriters Class AAA All-State Team... Helped Archbishop Wood to a 14-1 record in his senior season... High school finished No. 19 in the final Powerade Fab 50 rankings and No. 21 in the final USA Today Super 25 rankings... Archbishop Wood High School won the school's first-ever title, winning the PIAA Class 3A State Championship Game, 52-0... Had 13 catches for 208 yards and four touchdowns as a senior... Chose Florida over Alabama, Penn State, Pittsburgh, South Carolina, Stanford, Tennessee and Wisconsin, among others... Coached by Steve Devlin.

# TRIP THURMAN



**OFFENSIVE LINE**

*Redshirt Sophomore*

Height: 6-5

Weight: 313

Hometown: Dover, Del.

Previous School: Dover

# 63

**GAMES PLAYED/STARTS:** 4/0

**CAREER:** Played in three games as a redshirt freshman after sitting out in 2011... Had shoulder surgery early in 2011 and redshirted.

**2012:** Saw action in three games (Kentucky, Vanderbilt, South Carolina) as a reserve on the offensive line.

**2011:** Appeared on the Gators' special teams field-goal unit for the Gators against UAB, where he made his playing debut as a true freshman... Took a redshirt after an injury ended his season... Named to the SEC First-Year Academic Honor Roll.

**PRIOR TO FLORIDA:** A four-star recruit by Rivals.com, which rated him the No. 13 prospect at his position in the nation and the top recruit from Delaware... A first-team All-Cape Henlopen Conference performer on both sides of the ball... Chose Florida over Boston College, South Carolina, Rutgers, Maryland and Clemson... Coached by Carlton Brown.

## GRANT VAN AMAN



**PUNTER**  
*Redshirt Freshman*  
 Height: 6-2  
 Weight: 186  
 Hometown: Tampa, Fla.  
 Previous School: Plant

# 42

**GAMES PLAYED/STARTS:** 0/0

**2012:** Did not see any game action and redshirted.

**PRIOR TO FLORIDA:** Was named first team All-County in 2011... Helped Plant High School reach the state finals in all four years... Won three state titles with Plant High School... Kicked a school record four field goals in the state semi-finals in 2011 and 11 field goals throughout the season, also a school record... Chose Florida over Georgia and Florida State... Coached by Robert Weiner.

## FRANCISCO VELEZ



**KICKER**  
*Redshirt Junior*  
 Height: 5-9  
 Weight: 176  
 Hometown: Ocala, Fla.  
 Previous School: Trinity Catholic

# 95

**GAMES PLAYED/STARTS:** 0/0

**CAREER:** Enrolled at UF in summer of 2010 and walked on in September 2010.

**2012:** Did not see any game action for the Gators in 2012.

**2011:** A member of the scout team... Did not see game action in 2011... Named to the 2011 SEC Fall Honor Roll.

**PRIOR TO FLORIDA:** Completed 24 of 26 field-goal attempts and connected on 170 of 172 extra points during his high school career... Helped his team become the Class 2B state runner-up in 2008... Awarded Athlete of the Week for converting 40, 45 and 47-yard field goals in one game... Also participated in varsity soccer for two years.

## JUSTIN VOGEL



**PUNTER**  
*Redshirt Freshman*  
 Height: 6-4  
 Weight: 210  
 Hometown: Tampa, Fla.  
 Previous School: Berkeley Prep

# 40

**GAMES PLAYED/STARTS:** 0/0

**2012:** Joined the team in the summer of 2012... Did not see any game action.

**PRIOR TO FLORIDA:** Averaged 45 yards per punt throughout his high school career... Played defense along with special teams duties and also tallied three interceptions during his time in high school... Father, Paul, played college football at South Carolina and went on to play middle linebacker in the NFL for the Tampa Bay Buccaneers and Houston Oilers... Chose Florida over Auburn, Miami and Princeton.

## JAYLEN WATKINS



**DEFENSIVE BACK**  
*Senior*  
 Height: 6-0  
 Weight: 181  
 Hometown: Cape Coral, Fla.  
 Previous School: Cape Coral

# 14

**GAMES PLAYED/STARTS:** 36/19

**CAREER:** Has appeared in 36 games, with 19 starts, totaling 81 tackles, three interceptions and 14 pass breakups in his three seasons at Florida.

**2012:** Appeared in all 13 games and started 11 contests at cornerback... Recorded 39 tackles on the season, totaled three interceptions and notched eight pass breakups... Grabbed his third interception of the season against Missouri and had four tackles in the game... Recorded five tackles against both South Carolina and Jacksonville State... Had his second interception of the season with a pick against LSU and added four tackles in the game... Received the College Football Performance Award – Week 4 (DB) after recording his first career interception and returning it for a touchdown against Kentucky... Also had two tackles against the Wildcats.

**2011:** Played in all 13 games, making eight starts, including starting the last six games of the season... Finished his season with 34 tackles and five pass breakups... Made multiple tackles in nine games... Tallied a tackle for a 12-yard loss against Florida State... Registered five tackles against Vanderbilt... Recorded a career-best six tackles at Kentucky in his first career start.

**2010:** Saw action in all but three games (Tennessee, Mississippi State, Georgia), mostly as a gunner on punt returns... Notched three tackles in the 2011 Outback Bowl victory over Penn State... Tallied two tackles in the home win over Appalachian State... Recorded his first career tackle and pass breakup in the win over USF... Saw action against Miami University in the season opener.

**PRIOR TO FLORIDA:** A dual threat who played quarterback and defensive back at Cape Coral... The No. 4 cornerback prospect according to Scout.com... Participant in the 2010 U.S. Army All-American Bowl in San Antonio... Named to the Top 150 Dream Team by PrepStar Magazine... Led Cape Coral to an 11-1 record in his senior season, advancing to the FHSAA 4A Regional semifinals... Passed for 1,230 yards and 13 touchdowns as a senior and rushed for 928 yards with 10 touchdowns... Also had 29 receptions for 461 yards and five touchdowns... Named the Florida Athletic Coaches Association District 16 Player of the Year in 2009... Tallied 71 total tackles with 36 solo, three interceptions and a fumble recovery a junior, while also rushing for 329 yards and five touchdowns and passing for 419 yards and another five touchdowns as a part-time quarterback... Named all-area first-team and FSWA 5A second-team all-state in 2008... Ran track at Cape Coral and advanced to the 4A Track Championships in the 4x100 relay... Chose Florida over Alabama, Duke, Florida State, Miami, Tennessee and Wake Forest... Coached by Mike Goebbel.

### WATKINS' CAREER HIGHS

Tackles: 6 (Kentucky, 2011)  
 QB Sacks: None  
 Forced Fumbles: None  
 Fumble Recovery: None  
 Interceptions: 1 (3x, last Missouri, 2012)

### CAREER DEFENSIVE STATISTICS

Year	UT-AT	TT	TFL	QBS	FF	FR	PD	INT
2010	5-3	8	0.0	0.0	0	0	1	0
2011	26-8	34	1.0	0.0	0	0	5	0
2012	26-13	39	1.0	0.0	0	0	8	3
<b>Totals:</b>	<b>57-24</b>	<b>81</b>	<b>2.0</b>	<b>0.0</b>	<b>0</b>	<b>0</b>	<b>14</b>	<b>3</b>

## TEVIN WESTBROOK



**TIGHT END**

*Junior*

**Height:** 6-5

**Weight:** 258

**Hometown:** Coconut Creek, Fla.

**Previous School:** North Broward Prep

**87**

**GAMES PLAYED/STARTS:** 16/1

**CAREER:** Has played in 16 games, starting one in his career at Florida...Saw action in three games as a true freshman, playing as a reserve on the defensive line and on special teams... Transitioned to tight end during the summer of 2012.

**2012:** Saw action in all 13 games and started against Bowling Green...Did not record any catches...Graded out 80 percent or better seven times.

**2011:** Appeared in three games as a true freshman (FAU, UAB, Kentucky)...Had two tackles at Kentucky, including a 6-yard TFL...Named Scout Team Offensive Player of the Week after Furman.

**PRIOR TO FLORIDA:** A Rivals.com three-star prospect...Helped North Broward Prep to a 6-3 record his senior year...Also played basketball in high school...Chose Florida over UConn, North Carolina, Purdue and USF...Coached by Rex Nottage.

### WESTBROOK'S CAREER HIGHS

Tackles: 2 (Kentucky, 2011)

Sacks: None

Forced Fumbles: None

Interceptions: None

### CAREER DEFENSIVE STATISTICS

Year	UT-AT	TT	TBL	QBS	FF	FR	PD	INT
2011	1-1	2	1.0	0.0	0	0	0	0
<b>Totals:</b>	<b>1-1</b>	<b>2</b>	<b>1.0</b>	<b>0.0</b>	<b>0</b>	<b>0</b>	<b>0</b>	<b>0</b>

## QUINTEZE WILLIAMS



**OFFENSIVE LINE**

*Redshirt Freshman*

**Height:** 6-4

**Weight:** 280

**Hometown:** Tyrone, Ga.

**Previous School:** Sandy Creek

**79**

**GAMES PLAYED/STARTS:** 0/0

**2012:** Did not see game action and redshirted...named the Scout Team Player of the Week against South Carolina and Louisiana...Moved to offensive line in the spring of 2013.

**PRIOR TO FLORIDA:** Rated a four-star prospect by ESPN.com...Ranked the No. 37 recruit in Georgia by Rivals.com...The No. 22 defensive tackle in the nation according to ESPN... Selected to the Georgia Sportswriters Association's Class 3A All-State First Team...Helped Sandy Creek win the GHSA 3A championship as a junior and led them to the quarterfinals as a senior with a 12-1 record...Chose Florida over Auburn, Florida State, Georgia and Tennessee among others...Coached by Chip Walker.

## DAKOTA WILSON



**DEFENSIVE LINE**

*Redshirt Sophomore*

**Height:** 5-11

**Weight:** 247

**Hometown:** Bradenton, Fla.

**Previous School:** Braden River

**57**

**GAMES PLAYED/STARTS:** 0/0

**2012:** Did not see game action...Chosen as the Scout Team Player of the Week against Bowling Green...Joined the team as a walk-on in the spring of 2012.

**PRIOR TO FLORIDA:** Helped Braden River High School to three straight state playoff appearances (2008-10)...Was named first team All-Area by the Bradenton Herald in 2009 and 2010...Was given the U.S. Army Reserve award in 2011 and the United States Marine Corps Distinguished Athlete Award in 2011...Named team captain of Braden River High in 2010... Chose Florida over Richmond, Tulane and William and Mary...Coached by Josh Hunter and Ed Volz at Braden River.

# 2013 SIGNING CLASS

### ENROLLED IN JANUARY (8)

Name	Pos	Ht	Wt	Hometown/Previous School
Alex Anzalone	LB	6-3	230	Wyomissing, Pa./Wyomissing Area
Darius Cummings	DL	6-1	309	Titusville/Florida St./East Mississippi CC
Joey Ivie	DL	6-3	264	Dade City/Pasco
Daniel McMillian	LB	6-1	225	Jacksonville/First Coast
Tyler Moore	OL	6-5	315	Clearwater/Countryside/Nebraska
Demarcus Robinson	WR	6-2	204	Fort Valley, Ga./Peach County
Matt Rolin	LB	6-3	217	Ashburn, Va./Briar Woods
Kelvin Taylor	RB	5-10	214	Belle Glade/Glades Day

### SIGNEES (21)

Name	Pos	Ht	Wt	Hometown/Previous School
Alvin Bailey	WR	5-11	175	Seffner/Armwood
Jay-nard Bostwick	DL	6-4	291	Port St. Lucie/St. Lucie West Centennial
Caleb Brantley	DL	6-3	295	Crescent City/Crescent City
Trenton Brown	OL	6-8	363	Milledgeville, Ga./Georgia Military
Jarrad Davis	LB	6-2	225	Kingsland, Ga./Camden County
Cameron Dillard	OL	6-3	280	Canton, Mich./Plymouth Canton
Ahmad Fulwood	WR	6-4	200	Jacksonville/Bishop Kenny
Vernon Hargreaves III	DB	5-11	181	Tampa/Wharton
Marcell Harris	DB	6-2	220	Orlando/Dr. Phillips
Marqui Hawkins	WR	6-1	179	Columbus, Ga./Carver
Octavius Jackson	OL	6-4	275	Moultrie, Ga./Colquitt County
Roderick Johnson	OL	6-5	320	Delray Beach/American Heritage School
Adam Lane	RB	5-9	205	Winter Haven/Winter Haven Senior
Keanu Neal	DB	6-0	204	Bushnell/South Sumter
Antonio Riles	DL	6-4	286	Lawrenceville, Ga./Archer
Jordan Sherit	DL	6-3	243	Tampa/Hillsborough Senior
Max Staver	QB	6-6	235	Brentwood, Tenn./Brentwood Academy
Chris Thompson	WR	6-0	167	Gainesville/Gainesville
Johnny Townsend	P	6-2	200	Orlando/Boone
Nick Washington	DB	5-11	170	Jacksonville/Trinity Christian Academy
Trevon Young	TE	6-5	260	Bradenton/Braden River

**ALEX ANZALONE****LINEBACKER***Freshman***Height:** 6-3    **Weight:** 230**Hometown:** Wyomissing, Pa.**Previous School:** Wyomissing Area**34**

**PRIOR TO FLORIDA:** Helped Wyomissing High to its first Class AA state championship in 2012, finishing 16-0, a school single-season record for wins... Selected to the 2013 Under Armour All-American Game... Finished his senior year with over 1,000 rushing yards and 30 touchdowns from the fullback position and registered more than 100 tackles... Earned a spot on the 247Sports Class of 2013 All-America team... Named senior Class AA Player of the Year as part of the 2012 Pennsylvania Sports Writers All-State Team... As a junior, was named first team all-state, all-region and all-county... In 2011, ran for over 900 yards and scored 13 touchdowns and was named to the all-state team... Invited to "The Opening," an all-star summer prospect camp held on the Nike Campus... Chose Florida over Notre Dame, Ohio State, Penn State, USC, UCLA, Miami, Tennessee, Pitt, Stanford, Georgia and Florida State... Coached by Bob Wolfrum.

**ALVIN BAILEY****WIDE RECEIVER***Freshman***Height:** 6-0    **Weight:** 170**Hometown:** Seffner, Fla.**Previous School:** Armwood**89**

**PRIOR TO FLORIDA:** Caught 40 passes for 658 yards and nine touchdowns as a senior... In the state championship game against Central, Bailey threw two touchdown passes and caught one in the 40-31 victory... All-State selection as a junior... Played quarterback in high school as well, throwing for 875 yards with 12 touchdowns as a junior and adding 872 rushing yards with six touchdowns... Caught 22 pass for 404 yards and three touchdowns as a junior... Invited to "The Opening," an all-star summer prospect camp held on the Nike Campus... Playing in the 2013 Under Armour All-America Game at Tropiciana Field in St. Petersburg, Fla... Went to the same high school as current Gator running back Matt Jones... Coached by Sean Callahan.

**JAY-NARD BOSTWICK****DEFENSIVE LINE***Freshman***Height:** 6-4    **Weight:** 291**Hometown:** Port Saint Lucie, Fla.**Previous School:** West Centennial**99**

**PRIOR TO FLORIDA:** Two-time all area and all-state selection... Had 73 tackles and seven tackles for loss in his final high school season... Totaled 74 tackles, seven tackles-for-loss, and two sacks as a junior... In his high school career, totaled 176 tackles, 15 tackles-for-loss, 3 sacks and one fumble recovery... Was just the second player in West Centennial school history to play varsity football as a freshman... Coached by Rob Parker.

**CALEB BRANTLEY****DEFENSIVE LINE***Freshman***Height:** 6-3    **Weight:** 304**Hometown:** Crescent City, Fla.**Previous School:** Crescent City**57**

**PRIOR TO FLORIDA:** Named the top 2013 defensive tackle at the Rivals 100 Five-Star Challenge... Competed in the Orlando Nike Football Training Camp and "The Opening," an all-star summer prospect camp held on the Nike Campus... Played in the Under Armour All-American Game in January... Recorded 94 tackles, 5 sacks, 4 forced fumbles and 2 fumble recoveries as a senior... Named to the Florida Class 1A All-State First Team in 2012... Chose Florida over Alabama, Auburn, Cal, Florida State, Miami, Ole Miss, Purdue, South Florida, Tennessee and Southern Cal... Coached by Al Smith.

**TRENTON BROWN****OFFENSIVE LINE***Junior***Height:** 6-8    **Weight:** 363**Hometown:** Albany, Ga.**Previous School:** Westover/Georgia Military College**74**

**PRIOR TO FLORIDA:** Spent two years at Georgia Military College after graduating high school from Westover in 2011... Was named a second-team NJCAA Football All-American in 2012... At GMC in 2012, Brown was part of a team that went 7-4 and averaged 188 yards rushing per game... Played under head coach Bert Williams at GMC... Brother, Reggie Brown, Jr., plays basketball at Fresno Pacific... Chose Florida over Arizona, Arkansas, Florida State, Georgia, Houston, Kansas, LSU, Middle Tennessee State, Oklahoma, Ole Miss, Mississippi State, USF, Texas A&M and Texas Tech.

**DARIOUS "BEAR" CUMMINGS****DEFENSIVE LINE***Junior***Height:** 6-1    **Weight:** 309**Hometown:** Titusville, Fla.**Previous School:** Astronaut/Florida State/East Mississippi CC**55**

**PRIOR TO FLORIDA:** Played in all 10 games during the 2012 season at EMCC, tallying 26 tackles (12 unassisted) with 4.0 TFL (12 yards), 3.0 sacks, two quarterback hurries and one forced fumble... EMCC finished 8-2 on the year and ranked 15th in the final NJCAA poll... Anchored a defense that allowed just 74.2 rushing yards per game... Notched a season-high four tackles twice during the season, against Pearl River CC and Itawamba CC... Played under head coach Buddy Stephens at EMCC... Spent two years at Florida State before transferring to EMCC... Played in three games as a true freshman and two games as a sophomore before suffering an injury that caused him to miss most of the 2011 season and redshirt... Totaled seven tackles in five career games at FSU... Missed the spring of 2012 at FSU after arthroscopic knee surgery and then transferred to EMCC in the summer of 2012... Entered his senior year of high school with 159 tackles, including 22 for loss and 15 sacks... Was the first commit in FSU's 2010 signing class... Was a Florida Super 75 selection by the Florida Times-Union... Named to SunStateFootball.com all-state first team in 2009... Attended the same high school as former Gator football players LB Wilber Marshall, WR Cris Collinsworth and TE Aaron Walker... Chose Florida over Ole Miss, Texas A&M, Mississippi State and Arkansas.

**JARRAD DAVIS****LINEBACKER***Freshman***Height:** 6-2    **Weight:** 225**Hometown:** Kingsland, Ga.**Previous School:** Camden County**40**

**PRIOR TO FLORIDA:** Helped Camden County to an 11-2 record and the quarterfinals of the Georgia Class AAAAAA state playoffs during his senior season... Finished his final year of high school with 114 tackles, 69 being solo stops, to lead the team (5.0 TFL) with three forced fumbles... In 2011, finished the year with 61 tackles, 15 for loss with two sacks and two forced fumbles... Chose Florida over Auburn, Tennessee, Ole Miss and Clemson... Coached by Jeff Heron.

**CAMERON DILLARD****OFFENSIVE LINE***Freshman***Height:** 6-3      **Weight:** 280**Hometown:** Canton, Mich.**Previous School:** Plymouth Canton

71

**PRIOR TO FLORIDA:** Named to the Associated Press Michigan Division 1-2 All-State Prep Team in 2012... Selected to the 2011 Michigan Associated Press Division 1 All-State First Team, The Detroit Free Press All-State Dream Team, The Detroit News All-Metro West First Team, The Detroit Free Press All-West First Team, All Observer First Team and KLA All League in 2011... Coached by Tim Baechler.

**AHMAD FULWOOD****WIDE RECEIVER***Freshman***Height:** 6-4      **Weight:** 200**Hometown:** Jacksonville, Fla.**Previous School:** Bishop Kenny

5

**PRIOR TO FLORIDA:** Totaled 42 catches for 680 yards (16.2 avg) and 12 touchdowns as a senior... Participated in the U.S. Army Combine and "The Opening," an all-star summer prospect camp held on the Nike Campus... Big-size receiver who had 46 catches, 22 TDs and 1,141 yards as a junior... Chose Florida over Alabama, Clemson and Georgia... Coached by Mark Thorson.

**VERNON HARGREAVES III****DEFENSIVE BACK***Freshman***Height:** 5-11      **Weight:** 181**Hometown:** Tampa, Fla.**Previous School:** Wharton

16

**PRIOR TO FLORIDA:** Named the National Defensive Player of the Year at the 58th Touchdown Club of Columbus Awards... Totaled 110 tackles, 5 interceptions, 5 forced fumbles and 5 pass breakups as a senior... Also scored five touchdowns and five two-point conversions and averaged 34 yards per kickoff return... Named All-Western Conference, All-Hillsborough, All-Suncoast, All-State, Class 8A Defensive Player of the Year and the Guy Toph Award winner as Hillsborough County's top senior football player... Finalist for the 2012 Florida Dairy Farmers Mr. Football Award... Named the Tampa Bay Times All-Hillsborough Defensive Player of the Year and a USA Today First Team All-American... Named the MVP of the Under Armour All-America game after a team-high 5 tackles, one interception and a pass breakup... Competed on the Southeast team at Champion Gridiron Kings where he had six interceptions and earned Defensive MVP honors... Earned a spot on the 247Sports.com Class of 2013 All-America team... Named the Tampa Bay Times Blue Chipper of the Year... Competed in the Sling-n-Shoot 7-on-7 tournament at USF... Defensive MVP from the IMG Madden 7-on-7 National Championship... As a junior in 2011, had 49 tackles and 2 interceptions, along with 11 offensive touchdowns... As a sophomore in 2010, had 44 tackles, 2 sacks and 2 interceptions... Chose Florida over an estimated 50 offers including Clemson, Vanderbilt, Miami and Notre Dame... His father, Vernon Hargreaves Jr., is the defensive ends and special teams coach at USF and his older sister, Carina, is on the club competitive cheerleading squad at UF... Vernon Jr. was named a member of UConn's 100th Anniversary Team, commemorating the best football players in the programs first 100 years... Coached by David Mitchell.

**MARCELL HARRIS****DEFENSIVE BACK***Freshman***Height:** 6-2      **Weight:** 220**Hometown:** Orlando, Fla.**Previous School:** Dr. Phillips

26

**PRIOR TO FLORIDA:** Selected to the 2013 Under Armour All-American Game... In just eight games during his senior season, tallied 52 tackles and eight pass breakups... Participated in "The Opening," an all-star summer prospect camp held on the Nike Campus, as well as Gridiron Kings... His father, Mike Harris, was a Florida defensive back between 1994 and 1997... Chose Florida over Texas, Florida State, Oklahoma, Auburn, Miami, South Carolina, N.C. State, Notre Dame and LSU... Coached by Rodney Wells.

**MARQUI HAWKINS****WIDE RECEIVER***Freshman***Height:** 6-1      **Weight:** 179**Hometown:** Columbus, Ga.**Previous School:** Carver

81

**PRIOR TO FLORIDA:** Attended MVP Camp in Hampton, Ga... Had 41 catches for 800 yards and 6 touchdowns as a senior... Recorded a 4.53-second 40-yard dash... Had 31 catches, 635 yards and five touchdowns as a junior... Chose Florida over Clemson, Tennessee, Southern Cal and North Carolina.

**JOEY IVIE****DEFENSIVE LINE***Freshman***Height:** 6-3      **Weight:** 263**Hometown:** Dade City, Fla.**Previous School:** Pasco

91

**PRIOR TO FLORIDA:** Could play both end and tackle... Named the 12th best defensive lineman at the Rivals/VTO camp in May... Had eight sacks and forced two fumbles as a junior for the Pirates... He earned first-team honors from the Sunshine Athletic Conference... Chose Florida over offers from 23 other schools, including Florida State, Miami and Tennessee... Coached by Tom McHugh.

**OCTAVIUS JACKSON****OFFENSIVE LINE***Freshman***Height:** 6-4      **Weight:** 275**Hometown:** Moultrie, Ga.**Previous School:** Colquitt County

50

**PRIOR TO FLORIDA:** Has recorded a 31-inch vertical jump, he has a 9'4" broad jump and runs a 4.95 forty-yard dash... Chose Florida over Vanderbilt and USF... Also played basketball in high school... Coached by Rush Propst.

**RODERICK JOHNSON****OFFENSIVE LINE***Freshman***Height:** 6-6      **Weight:** 316**Hometown:** Delray Beach, Fla.**Previous School:** American Heritage

55

**PRIOR TO FLORIDA:** Played in the Under Armour All-America Game at Tropicana Field in St. Petersburg, Fla... Chose Florida over Florida State and West Virginia... Coached by Stacy Sizemore.

**ADAM LANE****RUNNING BACK***Freshman***Height:** 5-7     **Weight:** 205**Hometown:** Winter Haven, Fla.**Previous School:** Winter Haven

22

**PRIOR TO FLORIDA:** Had 1,624 yards and 12 touchdowns as a senior... Named the Polk-Preps.com Large Schools Offensive Player of the Year... Attended the Tampa Combine... Ran for 1,000 yards on just 80 carries (12.5 yards per carry) as a sophomore... Missed his junior season because of an ankle injury... Nicknamed "Night Time"... Chose Florida over Alabama, USF, Rutgers, South Carolina and Florida State... Coached by Charlie Tate.

**DANIEL McMILLIAN****LINEBACKER***Freshman***Height:** 6-1     **Weight:** 225**Hometown:** Jacksonville, Fla.**Previous School:** First Coast

13

**PRIOR TO FLORIDA:** Led First Coast to a 10-1 record in 2012... According to MaxPreps, totaled 97 tackles (67 solo), 2.0 sacks, 3 interceptions and 2 fumble recoveries as a senior... Recorded 12 sacks, nine forced fumbles during his junior year... Led First Coast to a 13-1 season and berth in the Class 7A state championship game in 2011... Participated in the U.S. Army All-American Bowl... Chose Florida over Alabama, Clemson and Florida State, among others... Coached by Marty Lee.

**TYLER MOORE****OFFENSIVE LINE***Redshirt Sophomore***Height:** 6-5     **Weight:** 315**Hometown:** Clearwater, Fla.**Previous School:** Countryside/Nebraska/St. Petersburg CC

73

**PRIOR TO FLORIDA:** Spent a year at Nebraska beginning in the fall of 2011 before attending St. Petersburg Community College for the fall of 2012... While at Nebraska, Moore started the first four games of the 2011 season and played in nine games overall... With Moore in the lineup, Nebraska totaled more than 200 yards rushing in all four games that he started, including 300-plus yard outputs against Washington and Wyoming... Was just the 10th true freshman offensive lineman to see action for Nebraska since 1973... His four starts for the Cornhuskers was the most by a true freshman offensive lineman in school history and made him the first true freshman offensive lineman to start a season opener... Named to the All-Big Ten Freshman Team by ESPN.com in 2011... While at Countryside HS, Moore was regarded as one of the top offensive line prospects in the country after helping his team to a 12-1 record in 2010, and a trip to the regional finals... Helped a Cougar offense rush for better than 2,900 yards and 45 rushing touchdowns in his senior campaign... As a junior, helped Countryside to an 11-2 record and the offense to a 225 rushing yards per game average... Chosen as a Class 5A all-state pick during junior season... Was a three-year starter for Countryside... Following senior year of high school, Moore played for the East team in the U.S. Army All-Star Game in San Antonio... Father, Brian, played tight end for Nebraska in the mid-1980s... Cousin, Jay Moore, was a three-year letterman (2004-06) playing defensive end at Nebraska... From the same high school as former Gator offensive lineman Jeff Mitchell and defensive lineman Clint Mitchell.

**KEANU NEAL****DEFENSIVE BACK***Freshman***Height:** 6-0     **Weight:** 204**Hometown:** Bushnell, Fla.**Previous School:** South Sumter

42

**PRIOR TO FLORIDA:** All-State selection as a junior... Invited to "The Opening," an all-star summer prospect camp held on the Nike Campus... As a junior, Neal had 151 tackles (68 solo, 83 assists), four interceptions, one of which he returned 20 yards for a touchdown, as well as four forced fumbles, five pass deflections and one offensive touchdown as a goal-line fullback... Chose Florida over UCF, USF, Duke, Georgia Tech, Kentucky and South Carolina... Coached by Inman Sherman.

**ANTONIO RILES****DEFENSIVE LINE***Freshman***Height:** 6-4     **Weight:** 286**Hometown:** Lawrenceville, Ga.**Previous School:** Archer

45

**PRIOR TO FLORIDA:** As a junior, he had 53 tackles and 6 sacks... Chose Florida over Alabama, Georgia, Clemson, Louisville and Michigan State among others... Coached by Andy Dyer.

**DEMARCUS ROBINSON****WIDE RECEIVER***Freshman***Height:** 6-2     **Weight:** 204**Hometown:** Fort Valley, Ga.**Previous School:** Peach County

11

**PRIOR TO FLORIDA:** Led his team to the quarterfinals of the 2012 GHSA Class AAA State Football Championship... Named the 2012 Class AAA All-State Team... Played in the U.S. Army All-American Bowl... Had more than 1,000 yards receiving on 53 receptions as a senior... Scored 15 touchdowns in his final high school season... Named the top wide receiver at the Atlanta MVP Camp... Grew up rooting for the Gators... Nephew of former NFL wide receiver Marcus Robinson, who played for the Chicago Bears, Baltimore Ravens and Minnesota Vikings... Chose Florida over Clemson and South Carolina... Also played basketball in high school... Coached by Chad Campbell.

**MATT ROLIN****LINEBACKER***Freshman***Height:** 6-3     **Weight:** 217**Hometown:** Ashburn, Va.**Previous School:** Briar Woods

9

**PRIOR TO FLORIDA:** Selected to the 2013 Under Armour All-American Game... Was a first-team all-state, first-team all-region and first-team all-district selection as a junior... Selected to the all-metro team by the Washington Post during his junior year and given the defensive MVP of his team in the same season... Invited to "The Opening," all-star summer prospect camp held on the Nike Campus... Was part of a Briar Woods team that went 15-0 during his senior year and claimed the state title... Notched 43 tackles (23 solo stops), with one sack in 2012 before suffering a season-ending injury... Chose Florida over South Carolina, Florida State, Georgia, Miami, Michigan, Duke, Clemson, Ohio State and Notre Dame... Coached by Charlie Pierce.

**JORDAN SHERIT****DEFENSIVE LINE***Freshman***Height:** 6-5      **Weight:** 234**Hometown:** Tampa, Fla.**Previous School:** Hillsborough

17

**PRIOR TO FLORIDA:** Registered 6.5 sacks in the first 5 games of his senior year before tearing his ACL. . . Recorded 110 tackles and 14 sacks as a junior, his first playing on the defensive line. . . Played left tackle as a sophomore. . . Invited to "The Opening," an all-star summer prospect camp held on the Nike Campus. . . Invited to play in the U.S. Army All-American Bowl Game. . . Chose Florida over FSU, Notre Dame, Stanford among others. . . Close friends with Gator commit Vernon Hargreaves III. . . Coached by Earl Garcia.

**MAX STAVER****QUARTERBACK***Freshman***Height:** 6-6      **Weight:** 235**Hometown:** Brentwood, Tenn.**Previous School:** Brentwood Academy

12

**PRIOR TO FLORIDA:** In 2012, passed for 1,715 yards with four touchdowns and rushed for 265 yards with 6 touchdowns. . . Threw for 1,872 yards and 19 touchdowns as a junior. . . Placed 3rd during competition drills at the Tulsa Power Camp. . . Chose Florida over Memphis and Louisville. . . Coached by Cody White.

**KELVIN TAYLOR****RUNNING BACK***Freshman***Height:** 5-10      **Weight:** 214**Hometown:** Belle Glade, Fla.**Previous School:** Glades Day

21

**PRIOR TO FLORIDA:** Ran for 2,423 yards and 41 touchdowns as a senior. . . Surpassed NFL Hall of Famer Emmitt Smith as the state of Florida's all-time leading rusher as a junior. . . In his high school career, totaled 12,121 yards and 191 touchdowns. . . Ended his junior campaign with 3,152 yards and 42 TDs. . . Was voted Player of the Year and received the Florida Dairy Farmers Class 2A Player of the Year Award. . . Named to the Florida Class 2A All-State First Team as a junior and senior. . . Under Armour All American. . . Was named the 2012 Lou Groza High School Player of the Year. . . Earned a spot on the 247Sports.com Class of 2013 All-America team. . . His father also won the award, making them the first father-son duo to do so. . . Invited to "The Opening," an all-star summer prospect camp held on the Nike Campus. . . Played on the varsity team as an 8th grader and had over 1,500 yards and scored 28 touchdowns. . . Son of former NFL and Florida running back Fred Taylor. . . His father played with the father of fellow signee, Marcell Harris, at the University of Florida. . . Coached by Pete Walker.

**CHRIS THOMPSON****WIDE RECEIVER***Freshman***Height:** 6-0      **Weight:** 167**Hometown:** Gainesville, Fla.**Previous School:** Gainesville

85

**PRIOR TO FLORIDA:** Has recorded a 4.37 40-yard dash. . . First Team All-Area wide receiver by the Gainesville Sun. . . Helped Gainesville to a 14-1 record and berth in the Class 6A state title game in 2012. . . Reached the Regional Finals in 2011 after a 12-3 record. . . GHS had a 47-9 record in his four years. . . Had 26 catches for 489 yards and 4 TDs as a sophomore. . . Was a Gainesville Sun first-team all-area selection in track & field. . . Coached by James Thomson.

**JOHNNY TOWNSEND****PUNTER***Freshman***Height:** 6-2      **Weight:** 200**Hometown:** Orlando, Fla.**Previous School:** Boone

35

**PRIOR TO FLORIDA:** Named a U.S. Army All-American. . . Won the 2013 Felix "Doc" Blanchard Award, given annually to the top player at the U.S. Army All-America game who best exemplifies the U.S. Army's high standard of excellence in community service, education and athletic distinction. . . Named to the 2012 Florida Class 8A All-State team and played in the Central Florida All-Star Game. . . Averaged 44.6 yards per punt as a senior. . . Named 2012 First Team Punter Florida Athletic Coaches Association District 11 (Orange and Osceola County Schools), All-District and to the Orlando Sentinel Super 60. . . Won the 2012 Nick Saban Punting Competition and 2012 Chas Henry All-American Kicking Camp Punting Competition. . . Also played free safety and quarterback in high school. . . Played on the baseball team at Boone and was an All-Metro performer. . . Is an Eagle Scout. . . Member of the National Honor Society and Spanish Honor Society. . . Named Boone's Homecoming King in 2012. . . Both parents, Clay and Susan Townsend, both attended Florida. . . Brother, Clay, Jr., also attends UF.

**NICK WASHINGTON****DEFENSIVE BACK***Freshman***Height:** 5-11      **Weight:** 170**Hometown:** Jacksonville, Fla.**Previous School:** Trinity Christian Academy

22

**PRIOR TO FLORIDA:** Has recorded a 4.48 40-yard dash. . . He was named a Florida Times-Union All-First Coast first-team selection after scoring 11 touchdowns and intercepting two passes last season for the Conquerors. . . Has been starting at safety for the Conquerors since he was in the 8th grade. . . Chose Florida over Florida State, Alabama, Auburn and Clemson. . . Coached by Verlon Dorminey.

**TREVON YOUNG****TIGHT END***Freshman***Height:** 6-6      **Weight:** 270**Hometown:** Bradenton, Fla.**Previous School:** Braden River

80

**PRIOR TO FLORIDA:** Has only played two years of high school football. . . Played offensive line in high school. . . Also played basketball in high school. . . Was the Bradenton Herald Player of the Year in basketball as a junior. . . Was Braden River's first 1,000-point scorer and has over 1,500 in his basketball career. . . Also totaled over 1,000 rebounds in his high school basketball career.





SCORING	TD	FG	PAT				Dxp	Saf	Points
			Kick	Rush	Rcv	Pass			
Caleb Sturgis	0	24-28	34-35	0-0	0	0-0	0	0	106
Mike Gillislee	11	0-0	0-0	0-0	0	0-0	0	0	66
Jeff Driskel	4	0-0	0-0	0-0	0	0-1	0	0	24
Quinton Dunbar	4	0-0	0-0	0-0	0	0-0	0	0	24
Trey Burton	3	0-0	0-0	1-1	0	0-0	0	0	20
Jordan Reed	3	0-0	0-0	0-0	0	0-0	0	0	18
Frankie Hammond, Jr.	3	0-0	0-0	0-0	0	0-0	0	0	18
Matt Jones	3	0-0	0-0	0-0	0	0-0	0	0	18
Omarius Hines	2	0-0	0-0	0-0	0	0-0	0	0	12
Kent Taylor	1	0-0	0-0	0-0	0	0-0	0	0	6
Jacoby Brissett	1	0-0	0-0	0-0	0	0-0	0	0	6
Andre Debose	1	0-0	0-0	0-0	0	0-0	0	0	6
Jon Bostic	1	0-0	0-0	0-0	0	0-0	0	0	6
Jaylen Watkins	1	0-0	0-0	0-0	0	0-0	0	0	6
Jelani Jenkins	1	0-0	0-0	0-0	0	0-0	0	0	6
Brad Phillips	0	0-1	2-2	0-0	0	0-0	0	0	2
<b>TOTAL</b>	<b>39</b>	<b>24-29</b>	<b>36-37</b>	<b>1-1</b>	<b>0</b>	<b>0-1</b>	<b>0</b>	<b>0</b>	<b>344</b>
Opponents	21	14-26	18-20	0-0	0	0-0	1	0	188

FIELD GOALS	FGM-FGA	Pct	1-19	20-29	30-39	40-49	50+	Long
Caleb Sturgis	24-28	85.7	0-0	10-12	6-7	5-6	3-3	51
Brad Phillips	0-1	0.0	0-0	0-1	0-0	0-0	0-0	0
<b>TOTAL</b>	<b>24-29</b>	<b>82.8</b>	<b>0-0</b>	<b>10-13</b>	<b>6-7</b>	<b>5-6</b>	<b>3-3</b>	<b>51</b>
Opponent	14-26	53.8	0-0	6-9	4-7	1-6	3-4	53

FG SEQUENCE	Florida	Opponent
Bowling Green	(34),(51),27	31,29
Texas A&M	(51),(25)	(27)
Tennessee	(20),(25),(49)	-
Kentucky	(27),39	54,46
LSU	-	(31),(21)
Vanderbilt	(23),(29),(26)	44,(22)
South Carolina	(42)	(35),45,(51),(30)
Georgia	(38),(22),(50)	(29),37
Missouri	47,24	25
Louisiana	(38),(21)	(49),(22)
Jacksonville St.	(21),27,(44),(47)	25,36
Florida State	(39),(45),(32)	(50),(53)
Louisville	(33)	(27),43,41,(30)

Numbers in (parentheses) indicate field goal was made.

PUNTING	No	Yds	Avg	Long	TB	FC	i20	Blk
Kyle Christy	66	3,023	45.8	62	6	22	27	1
Team	1	0	0.0	0	0	0	0	0
Jeff Driskel	1	15	15.0	15	0	0	0	0
<b>TOTAL</b>	<b>68</b>	<b>3,038</b>	<b>44.7</b>	<b>62</b>	<b>6</b>	<b>22</b>	<b>27</b>	<b>1</b>
Opponents	76	3,170	41.7	61	1	28	25	1

KICKOFFS	No	Yds	Avg	TB	OB	Ret N	Net	Yd Ln
Caleb Sturgis	69	4,350	63.0	31	2			
Brad Phillips	3	188	62.7	2	0			
<b>TOTAL</b>	<b>72</b>	<b>4,538</b>	<b>63.0</b>	<b>33</b>	<b>2</b>	<b>684</b>	<b>42.1</b>	<b>22</b>
Opponents	44	2,646	60.1	7	2	835	37.2	27

TOTAL OFFENSE	GP	Plays	Rush	Pass	Total	Avg/G
Jeff Driskel	12	363	413	1,646	2,059	171.6
Mike Gillislee	13	244	1,152	0	1,152	88.6
Matt Jones	12	52	275	0	275	22.9
Jacoby Brissett	5	42	-4	249	245	49.0
Trey Burton	12	33	190	4	194	16.2
Omarius Hines	13	20	159	0	159	12.2
Solomon Patton	8	14	140	0	140	17.5
Mack Brown	11	25	102	0	102	9.3
Chris Johnson	13	5	35	0	35	2.7
Andre Debose	9	3	9	0	9	1.0
Loucheiz Purifoy	13	1	8	0	8	0.6
Matt Elam	13	1	5	0	5	0.4
John Crofoot	13	1	0	3	3	0.2
Hunter Joyer	13	2	1	0	1	0.1
Team	12	20	-40	0	-40	-3.3
<b>TOTAL</b>	<b>13</b>	<b>827</b>	<b>2,445</b>	<b>1,902</b>	<b>4,347</b>	<b>334.4</b>
Opponents	13	857	1,254	2,503	3,757	289.0

ALL PURPOSE	G	Rush	Rec	PR	KOR	IR	Tot	Avg/G
Mike Gillislee	13	1,152	159	0	11	0	1,322	101.7
Andre Debose	9	9	15	93	510	0	627	69.7
Jordan Reed	13	0	559	0	35	0	594	45.7
Omarius Hines	13	159	242	0	79	0	480	36.9
Jeff Driskel	12	413	0	0	0	0	413	34.4
Trey Burton	12	190	172	0	33	0	395	32.9
Quinton Dunbar	13	0	383	0	0	0	383	29.5
Frankie Hammond, Jr.	13	0	295	0	0	0	295	22.7
Matt Jones	12	275	10	0	0	0	285	23.8
Loucheiz Purifoy	13	8	5	0	167	0	180	13.8
Solomon Patton	8	140	17	0	0	0	157	19.6
Marcus Roberson	13	0	0	81	0	31	112	8.6
Mack Brown	11	102	0	0	0	0	102	9.3
Matt Elam	13	5	0	0	0	73	78	6.0
De'Ante Saunders	8	0	0	39	0	29	68	8.5
Jelani Jenkins	9	0	0	36	0	14	50	5.6
Jaylen Watkins	13	0	0	0	0	44	44	3.4
Chris Johnson	13	35	0	0	0	0	35	2.7
Jon Bostic	13	0	0	0	0	31	31	2.4
Lerentee McCray	12	0	0	0	0	25	25	2.1
Hunter Joyer	13	1	17	0	0	0	18	1.4
Clay Burton	12	0	12	0	0	0	12	1.0
Josh Evans	13	0	0	0	0	11	11	0.8
Mike Taylor	13	0	0	0	0	10	10	0.8
Latroy Pittman	11	0	6	0	0	0	6	0.5
Kent Taylor	6	0	5	0	0	0	5	0.8
Raphael Andrades	9	0	5	0	0	0	5	0.6
Neiron Ball	11	0	0	0	0	5	5	0.5
Jabari Gorman	12	0	0	0	0	3	3	0.2
Jacoby Brissett	5	-4	0	0	0	0	-4	-0.8
Team	12	-40	0	0	0	0	-40	-3.3
<b>TOTAL</b>	<b>13</b>	<b>2,445</b>	<b>1,902</b>	<b>249</b>	<b>835</b>	<b>276</b>	<b>5,707</b>	<b>439.0</b>
Opponents	13	1,254	2,503	161	684	85	4,687	360.5

### GAME-BY-GAME STARTERS

#### OFFENSE

Game	LT	LG	C	RG	RT	TE/WR	QB	RB/FB/WR	WR/RB/TE	WR/FB	WR
Bowling Green	Nixon	Wilson	Harrison	Halapio	Green	Reed	Brissett	Gillislee	Hammond	Driskel	Westbrook
Texas A&M	Nixon	Wilson	Harrison	Halapio	Green	Reed	Driskel	Gillislee	C. Burton	T. Burton	Dunbar
Tennessee	Nixon	Wilson	Harrison	Halapio	Koehne	Reed	Driskel	Jones	Hammond	T. Burton	Debose
Kentucky	Nixon	Wilson	Harrison	Halapio	Koehne	Reed	Driskel	Hines	Hammond	Dunbar	Andrades
LSU	Nixon	Wilson	Harrison	Halapio	Koehne	Reed	Driskel	Gillislee	C. Burton	Hammond	Dunbar
Vanderbilt	Nixon	Silberman	Harrison	Halapio	Green	Reed	Driskel	Gillislee	Andrades	Joyer	Pittman
South Carolina	Nixon	Wilson	Harrison	Halapio	Green	C. Burton	Driskel	Gillislee	Humphries	Silberman	Joyer
Georgia	Nixon	Wilson	Harrison	Halapio	Green	Reed	Driskel	Gillislee	Hammond	Dunbar	T. Burton
Missouri	Humphries	Wilson	Harrison	Halapio	Green	Reed	Driskel	Gillislee	C. Burton	Dunbar	T. Burton
Louisiana	Humphries	Silberman	Harrison	Halapio	Green	Reed	Driskel	Gillislee	C. Burton	Hammond	Dunbar
Jacksonville St.	Nixon	Wilson	Harrison	Halapio	Green	Reed	Brissett	Gillislee	Hammond	Dunbar	Joyer
Florida St.	Nixon	Wilson	Harrison	Halapio	Green	Reed	Driskel	Gillislee	Purifoy	Hammond	Dunbar
Louisville	Nixon	Wilson	Harrison	Halapio	Green	C. Burton	Driskel	Gillislee	Reed	Andrades	Debose

OVERALL DEFENSIVE STATISTICS

	GP	TACKLES				TFL/Yds	SACKS No-Yards	PASS DEFENSE			FUMBLES		Blkd Kick	Safety
		Solo	Ast	Total				Int-Yds	BrUp	QBH	Rcv-Yds	FF		
9 Josh Evans	13	49	34	83	4.5-26	2.5-22	3-11	3	1	.	.	.	.	
22 Matt Elam	13	58	18	76	11.0-37	2.0-12	4-73	5	.	.	1	.	.	
1 Jon Bostic	13	45	23	68	6.5-23	3.0-17	2-31	2	4	1-0	1	.	.	
15 Loucheiz Purifoy	13	38	13	51	1.0-12	.	.	5	.	.	3	2	.	
73 Sharrif Floyd	13	29	17	46	13.0-52	3.0-28	.	.	6	.	1	2	.	
99 Omar Hunter	13	20	20	40	4.0-8	.	.	4	.	.	.	.	.	
14 Jaylen Watkins	13	26	13	39	1.0-1	.	3-44	8	.	.	.	.	.	
12 Antonio Morrison	13	27	7	34	2.0-5	1.0-4	.	.	1	.	1	.	.	
51 Mike Taylor	13	18	14	32	1.5-10	1.0-9	1-10	1	1	.	.	1	.	
6 Dante Fowler, Jr.	13	13	17	30	8.0-30	2.5-18	.	.	1	.	.	.	.	
3 Jelani Jenkins	9	19	10	29	4.0-23	2.0-19	1-14	.	2	.	.	.	.	
90 Jon Bullard	13	14	13	27	5.0-30	1.5-13	.	1	7	.	.	.	.	
20 Dominique Easley	11	16	10	26	8.5-29	4.0-15	.	1	2	1-1	.	.	.	
34 Lerentee McCray	12	14	11	25	4.5-19	3.0-15	1-25	1	2	1-0	1	.	.	
5 Marcus Roberson	13	18	5	23	1.0-9	1.0-9	2-31	12	.	.	1	.	.	
26 De'Ante Saunders	8	12	6	18	0.5-0	.	1-29	4	.	1-0	.	.	.	
44 Leon Orr	9	8	7	15	5.5-9	1.0-2	.	.	.	.	.	.	.	
49 Darrin Kitchens	13	10	4	14	1.0-2	.	.	.	1	.	1	.	.	
91 Earl Okine	13	6	6	12	0.5-1	.	.	.	1	.	.	1	.	
32 Chris Johnson	13	5	6	11	.	.	.	.	.	1-13	.	.	.	
4 Damien Jacobs	12	6	4	10	2.5-14	2.5-14	.	.	1	.	.	.	.	
11 Neiron Ball	11	5	5	10	0.5-2	.	1-5	1	2	2-0	.	.	.	
31 Cody Riggs	2	5	2	7	.	.	.	1	.	.	1	.	.	
8 Jeremy Brown	11	3	2	5	.	.	.	.	.	.	.	.	.	
8 Trey Burton	12	2	2	4	.	.	.	.	.	1-0	1	.	.	
24 Brian Poole	12	3	.	3	.	.	.	.	.	.	.	.	.	
83 Solomon Patton	8	3	.	3	.	.	.	.	.	.	1	.	.	
10 Valdez Showers	11	2	.	2	.	.	.	.	.	.	.	.	.	
21 Jabari Gorman	12	2	.	2	.	.	1-3	.	.	1-0	.	.	.	
20 Omarius Hines	13	2	.	2	.	.	.	.	.	.	.	.	.	
33 Mack Brown	11	1	1	2	.	.	.	.	.	.	.	.	.	
19 Caleb Sturgis	13	2	.	2	.	.	.	.	.	.	.	.	.	
6 Jeff Driskel	12	2	.	2	.	.	.	.	.	.	.	.	.	
72 Jon Harrison	13	1	.	1	.	.	.	.	.	.	.	.	.	
41 Hunter Joyer	13	1	.	1	.	.	.	.	.	.	.	.	.	
54 Chris Guido	9	.	1	1	.	.	.	.	.	.	.	.	.	
30 Tim Clark	2	.	1	1	.	.	.	.	.	.	.	.	.	
4 Andre Debose	9	1	.	1	.	.	.	.	.	.	.	.	.	
11 Jordan Reed	13	1	.	1	.	.	.	.	.	.	.	.	.	
46 Drew Ferris	1	.	.	.	.	.	.	.	.	1-0	.	.	.	
<b>TOTAL</b>	<b>13</b>	<b>487</b>	<b>272</b>	<b>759</b>	<b>86-342</b>	<b>30-197</b>	<b>20-276</b>	<b>49</b>	<b>32</b>	<b>10-14</b>	<b>13</b>	<b>6</b>	<b>.</b>	
Opponents	13	537	312	849	79.0-377	39-283	5-85	33	17	10-24	9	5	.	

GAME-BY-GAME STARTERS

Game	DE	DT	DT/DE	Buck	SLB/CB	MLB	WLB/CB	CB	S	S	CB
Bowling Green	Easley	Floyd	Hunter	McCray	Ball	Bostic	Jenkins	Purifoy	Elam	Evans	Roberson
Texas A&M	Easley	Floyd	Hunter	McCray	Elam	Bostic	Jenkins	Roberson	Riggs	Evans	Watkins
Tennessee	Easley	Floyd	Hunter	McCray	Saunders	Bostic	Morrison	Purifoy	Elam	Evans	Roberson
Kentucky	Bullard	Floyd	Hunter	McCray	Saunders	Bostic	Morrison	Purifoy	Elam	Evans	Watkins
LSU	Easley	Floyd	Hunter	McCray	Ball	Bostic	Taylor	Purifoy	Elam	Evans	Watkins
Vanderbilt	Bullard	Floyd	Hunter	McCray	Saunders	Bostic	Morrison	Purifoy	Elam	Evans	Watkins
South Carolina	Easley	Floyd	Hunter	McCray	Saunders	Bostic	Jenkins	Purifoy	Elam	Evans	Watkins
Georgia	Easley	Floyd	Hunter	McCray	Saunders	Bostic	Jenkins	Purifoy	Elam	Evans	Watkins
Missouri	Easley	Floyd	Hunter	Fowler	Elam	Bostic	Jenkins	Purifoy	Saunders	Evans	Watkins
Louisiana	Easley	Floyd	Hunter	McCray	Elam	Bostic	Jenkins	Purifoy	Saunders	Evans	Watkins
Jacksonville St.	Easley	Floyd	Hunter	McCray	Elam	Bostic	Jenkins	Purifoy	Watkins	Evans	Roberson
Florida St.	Easley	Floyd	Hunter	McCray	Kitchens	Bostic	Jenkins	Purifoy	Elam	Evans	Watkins
Louisville	Easley	Floyd	Hunter	McCray	Morrison	Bostic	Kitchens	Purifoy	Elam	Evans	Watkins

## TEAM GAME HIGHS

Rushes	58	vs LSU (Oct 6, 2012)
Yards Rushing	336	at Tennessee (Sep 15, 2012)
Yards Per Rush	9.3	at Vanderbilt (Oct 13, 2012)
TD Rushes	3	vs Kentucky (Sep 22, 2012) at Vanderbilt (Oct 13, 2012) at Florida State (Nov 24, 2012)
Pass attempts	29	vs Georgia (Oct 27, 2012) vs Louisville (Jan 2, 2013)
Pass completions	19	vs Louisiana (Nov 10, 2012)
Yards Passing	219	at Tennessee (Sep 15, 2012)
Yards Per Pass	10.9	at Tennessee (Sep 15, 2012)
TD Passes	4	vs South Carolina (Oct 20, 2012)
Total Plays	72	vs Kentucky (Sep 22, 2012) at Florida State (Nov 24, 2012)
Total Offense	555	at Tennessee (Sep 15, 2012)
Yards Per Play	8.8	at Tennessee (Sep 15, 2012)
Points	44	vs South Carolina (Oct 20, 2012)
Sacks By	5	vs Louisville (Jan 2, 2013)
First Downs	22	vs Kentucky (Sep 22, 2012) vs LSU (Oct 06, 2012)
Penalties	14	vs Bowling Green (Sep 1, 2012)
Penalty Yards	111	vs Bowling Green (Sep 1, 2012)
Turnovers	6	vs Georgia (Oct 27, 2012)
Interceptions By	4	vs Missouri (Nov 3, 2012)
Punts	8	vs Missouri (Nov 3, 2012) vs Louisiana (Nov 10, 2012)
Punting Avg	54.3	vs South Carolina (Oct 20, 2012)
Long Punt	62	vs South Carolina (Oct 20, 2012)
Punts inside 20	5	vs Louisiana (Nov 10, 2012)
Long Punt Return	50	at Florida State (Nov 24, 2012)

## INDIVIDUAL GAME HIGHS

Rushes	34	Gillislee, M. vs LSU (Oct 6, 2012)
Yards Rushing	177	Driskel, J. at Vanderbilt (Oct 13, 2012)
TD Rushes	3	Driskel, J. at Vanderbilt (Oct 13, 2012)
Long Rush	80	Burton, T. at Tennessee (Sep 15, 2012)
Pass attempts	29	Driskel, J. vs Louisville (Jan 2, 2013)
Pass completions	18	Driskel, J. vs Kentucky (Sep 22, 2012)
Yards Passing	219	Driskel, J. at Tennessee (Sep 15, 2012)
TD Passes	4	Driskel, J. vs South Carolina (Oct 20, 2012)
Long Pass	75	Driskel, J. at Tennessee (Sep 15, 2012)
Receptions	5	Reed, J. at Texas A&M (Sep 8, 2012) Reed, J. at Tennessee (Sep 15, 2012) Reed, J. vs Georgia (Oct 27, 2012) Reed, J. vs Louisiana (Nov 10, 2012) Dunbar, Q. vs Louisville (Jan 2, 2013) Reed, J. vs Louisiana (Nov 10, 2012)
Yards Receiving	85	Reed, J. vs South Carolina (Oct 20, 2012)
TD Receptions	2	Reed, J. vs South Carolina (Oct 20, 2012)
Long Reception	75	Hammond, F. at Tennessee (Sep 15, 2012)
Field Goals	3	Sturgis, C. at Tennessee (Sep 15, 2012) Sturgis, C. at Vanderbilt (Oct 13, 2012) Sturgis, C. vs Georgia (Oct 27, 2012) Sturgis, C. vs Jacksonville St. (Nov 17, 2012) Sturgis, C. at Florida State (Nov 24, 2012)
Long Field Goal	51	Sturgis, C. vs Bowling Green (Sep 1, 2012) Sturgis, C. at Texas A&M (Sep 8, 2012)
Punts	8	Christy, K. vs Missouri (Nov 3, 2012)
Punting Avg	54.3	Christy, K. vs South Carolina (Oct 20, 2012)
Long Punt	62	Christy, K. vs South Carolina (Oct 20, 2012)
Punts inside 20	5	Christy, K. vs Louisiana (Nov 10, 2012)
Long Punt Return	50	Roberson, M. at Florida State (Nov 24, 2012)
Long Kickoff Return	100	Debose, A. vs Louisville (Jan 2, 2013)
Tackles	12	Evans, J. vs Missouri (Nov 3, 2012)
Sacks	2.0	Floyd, S. vs Louisville (Jan 2, 2013)
Tackles For Loss	3.5	Easley, D. vs Louisville (Jan 2, 2013)
Interceptions	1	Roberson, M. vs Bowling Green (Sep 1, 2012); Bostic, J. vs Missouri (Nov 3, 2012); Evans, J. vs Missouri (Nov 3, 2012); Watkins, J. vs Missouri (Nov 3, 2012); Elam, M. vs Missouri (Nov 03, 2012); Elam, M. at Tennessee (Sep 15, 2012); Mccray, L. at Tennessee (Sep 15, 2012); Watkins, J. vs Kentucky (Sep 22, 2012); Saunders, D. vs Kentucky (Sep 22, 2012); Taylor, M. vs Kentucky (Sep 22, 2012); Watkins, J. vs LSU (Oct 6, 2012); Gorman, J. vs South Carolina (Oct 20, 2012); Ball, N. vs Georgia (Oct 27, 2012); Evans, J. vs Georgia (Oct 27, 2012); Elam, M. vs Georgia (Oct 27, 2012); Bostic, J. vs Jacksonville St. (Nov 17, 2012); Jenkins, J. at Florida State (Nov 24, 2012); Roberson, M. at Florida State (Nov 24, 2012); Elam, M. at Florida State (Nov 24, 2012); Evans, J. vs Louisville (Jan 2, 2013)

## OPPONENT TEAM GAME HIGHS

Rushes	47	at Vanderbilt (Oct 13, 2012)
Yards Rushing	169	vs Kentucky (Sep 22, 2012)
Yards Per Rush	5.3	vs Kentucky (Sep 22, 2012)
TD Rushes	2	vs Bowling Green (Sep 1, 2012) at Texas A&M (Sep 8, 2012) at Florida State (Nov 24, 2012)
Pass attempts	52	vs Bowling Green (Sep 1, 2012)
Pass completions	25	vs Bowling Green (Sep 1, 2012)
Yards Passing	266	vs Louisville (Jan 2, 2013)
Yards Per Pass	8.3	vs Louisville (Jan 2, 2013)
TD Passes	2	at Tennessee (Sep 15, 2012) vs Louisville (Jan 2, 2013)
Total Plays	86	vs Missouri (Nov 3, 2012)
Total Offense	363	at Vanderbilt (Oct 13, 2012)
Yards Per Play	5.1	at Florida State (Nov 24, 2012)
Points	33	vs Louisville (Jan 2, 2013)
Sacks By	8	at Texas A&M (Sep 8, 2012)
First Downs	23	vs Bowling Green (Sep 1, 2012) vs Missouri (Nov 3, 2012) at Vanderbilt (Oct 13, 2012) vs Louisville (Jan 2, 2013)
Penalties	14	vs Georgia (Oct 27, 2012)
Penalty Yards	132	vs Georgia (Oct 27, 2012)
Turnovers	5	at Florida State (Nov 24, 2012)
Interceptions By	2	vs Georgia (Oct 27, 2012) vs Louisville (Jan 2, 2013)
Punts	8	at Tennessee (Sep 15, 2012) vs Jacksonville St. (Nov 17, 2012)
Punting Avg	49.8	at Texas A&M (Sep 08, 2012)
Long Punt	61	at Texas A&M (Sep 08, 2012)
Punts inside 20	4	at Tennessee (Sep 15, 2012)
Long Punt Return	26	at Florida State (Nov 24, 2012)

## OPPONENT INDIVIDUAL GAME HIGHS

Rushes	27	Gurley, Todd, vs Georgia (Oct 27, 2012)
Yards Rushing	118	Gurley, Todd, vs Georgia (Oct 27, 2012)
TD Rushes	2	Manuel, EJ, at Florida State (Nov 24, 2012)
Long Rush	25	Wright, Jeremy, vs Louisville (Jan 2, 2013)
Pass attempts	51	Franklin, James, vs Missouri (Nov 3, 2012)
Pass completions	24	Schilz, Matt, vs Bowling Green (Sep 1, 2012) Franklin, James, vs Missouri (Nov 3, 2012)
Yards Passing	266	Bridgewater, Teddy, vs Louisville (Jan 2, 2013)
TD Passes	2	Bray, Tyler, at Tennessee (Sep 15, 2012) Bridgewater, Teddy, vs Louisville (Jan 2, 2013)
Long Pass	76	Ivory, Marques, vs Jacksonville St. (Nov 17, 2012)
Receptions	10	Peoples, Harry, vs Louisiana (Nov 10, 2012)
Yards Receiving	131	Matthews, Jordan, at Vanderbilt (Oct 13, 2012)
TD Receptions	1	Rivera, Mychal, at Tennessee (Sep 15, 2012) Patterson, Cordarrelle, at Tennessee (Sep 15, 2012) Matthews, Jordan, at Vanderbilt (Oct 13, 2012) Mitchell, Malcolm, vs Georgia (Oct 27, 2012) O'Leary, Nick, at Florida State (Nov 24, 2012) Copeland, Damian, vs Louisville (Jan 2, 2013) Parker, DeVante, vs Louisville (Jan 2, 2013)
Long Reception	76	Cooper, Keyvyn, vs Jacksonville St. (Nov 17, 2012)
Field Goals	3	Yates, Adam, vs South Carolina (Oct 20, 2012)
Long Field Goal	53	Hopkins, Dustin, at Florida State (Nov 24, 2012)
Punts	7	Barrow, Trey, vs Missouri (Nov 3, 2012) Wing, Brad, vs LSU (Oct 6, 2012) Macinnes, Hamish, vs Jacksonville St. (Nov 17, 2012)
Punting Avg	49.8	Epperson, Ryan, at Texas A&M (Sep 8, 2012)
Long Punt	61	Epperson, Ryan, at Texas A&M (Sep 8, 2012)
Punts inside 20	3	Barrow, Trey, vs Missouri (Nov 3, 2012) Wing, Brad, vs LSU (Oct 6, 2012) Kent, Richard, at Vanderbilt (Oct 13, 2012)
Long Punt Return	26	Shaw, Kenny, at Florida State (Nov 24, 2012)
Long Kickoff Return	33	Gates, Booboo, vs Bowling Green (Sep 1, 2012)
Tackles	20	Minter, Kevin, vs LSU (Oct 6, 2012)
Sacks	3.5	Werner, Bjoern, at Florida State (Nov 24, 2012)
Tackles For Loss	4.5	Jones, Jarvis, vs Georgia (Oct 27, 2012)
Interceptions	1	Neloms, Martavius, vs Kentucky (Sep 22, 2012); Swann, Damian, vs Georgia (Oct 27, 2012); Rambo, Bacarri, vs Georgia (Oct 27, 2012); Johnson, Andrew, vs Louisville (Jan 2, 2013); Floyd, Terrell, vs Louisville (Jan 2, 2013)

INDIVIDUAL GAME-BY-GAME STATS

PASSING

Jeff Driskel	Att	Comp	Int	Pct	Yards	TD	Long	Sack	Yds	Effic
Bowling Green	16	10	0	62.5	114	1	50	1	7	143.0
Texas A&M	16	13	0	81.2	162	0	39	8	48	166.3
Tennessee	20	14	0	70.0	219	2	75	0	0	195.0
Kentucky	27	18	1	66.7	203	1	52	3	15	134.6
LSU	12	8	0	66.7	61	0	14	5	43	109.4
Vanderbilt	20	11	0	55.0	77	0	21	1	4	87.3
South Carolina	16	11	0	68.8	93	4	39	3	25	200.1
Georgia	27	15	2	55.6	191	0	29	5	40	100.2
Missouri	23	12	0	52.2	106	1	45	0	0	105.2
Louisiana	16	13	0	81.2	98	1	30	3	17	153.3
Florida State	23	15	0	65.2	147	1	21	4	43	133.3
Louisville	29	16	2	55.2	175	1	26	3	33	103.4
<b>TOTALS</b>	<b>245</b>	<b>156</b>	<b>5</b>	<b>63.7</b>	<b>1,646</b>	<b>12</b>	<b>75</b>	<b>36</b>	<b>275</b>	<b>132.2</b>

Jacoby Brissett	Att	Comp	Int	Pct	Yards	TD	Long	Sack	Yds	Effic
Bowling Green	5	3	0	60.0	31	0	18	0	0	112.1
Louisiana	8	6	0	75.0	64	1	39	2	7	183.4
Jacksonville St.	22	14	0	63.6	154	0	30	1	1	122.4
<b>TOTALS</b>	<b>35</b>	<b>23</b>	<b>0</b>	<b>65.7</b>	<b>249</b>	<b>1</b>	<b>39</b>	<b>3</b>	<b>8</b>	<b>134.9</b>

Trey Burton	Att	Comp	Int	Pct	Yards	TD	Long	Sack	Yds	Effic
South Carolina	1	1	0	100.0	1	0	1	0	0	108.4
Georgia	1	1	0	100.0	0	0	0	0	0	100.0
Florida State	2	1	0	50.0	3	0	3	0	0	62.6
<b>TOTALS</b>	<b>4</b>	<b>3</b>	<b>0</b>	<b>75.0</b>	<b>4</b>	<b>0</b>	<b>3</b>	<b>0</b>	<b>0</b>	<b>83.4</b>

John Crofoot	Att	Comp	Int	Pct	Yards	TD	Long	Sack	Yds	Effic
Texas A&M	1	1	0	100.0	3	0	3	0	0	125.2
<b>TOTALS</b>	<b>1</b>	<b>1</b>	<b>0</b>	<b>100.0</b>	<b>3</b>	<b>0</b>	<b>3</b>	<b>0</b>	<b>0</b>	<b>125.2</b>

Jordan Reed	Att	Comp	Int	Pct	Yards	TD	Long	Sack	Yds	Effic
Louisiana	1	0	0	0.0	0	0	0	0	0	0.0
<b>TOTALS</b>	<b>1</b>	<b>0</b>	<b>0</b>	<b>0.0</b>	<b>0</b>	<b>0</b>	<b>0</b>	<b>0</b>	<b>0</b>	<b>0.0</b>

Team	Att	Comp	Int	Pct	Yards	TD	Long	Sack	Yds	Effic
Georgia	1	0	0	0.0	0	0	0	0	0	0.0
Louisiana	1	0	0	0.0	0	0	0	0	0	0.0
<b>TOTALS</b>	<b>2</b>	<b>0</b>	<b>0</b>	<b>0.0</b>	<b>0</b>	<b>0</b>	<b>0</b>	<b>0</b>	<b>0</b>	<b>0.0</b>

RUSHING	No-Yds/TD	BGSU	TAMU	UT	UK	LSU	VANDY	SC	GA	MU	UL	JSU	FS	LOU
Mike Gillislee	244-1,152/10	24-148/2	14-83/2	18-115/0	13-56/1	34-146/2	17-67/0	19-37/0	22-77/0	16-68/0	14-45/0	20-122/1	24-140/2	9-48/0
Jeff Driskel	118-413/4	3-24/0	14-8/0	8-81/0	8-35/1	13-1/0	11-177/3	9-(-5)/0	13--4/0	6-31/0	12-76/0	DNP	11--15/0	10-4/0
Matt Jones	52-275/3	3-17/0	5-10/0	5-9/0	10-45/0	-	-	3-11/1	DNP	6-24/0	1--3/0	8-65/0	8-81/1	3-16/1
Trey Burton	29-190/2	-	2-1/0	3-91/2	DNP	3-7/0	2-10/0	5-10/0	3--2/0	1-8/0	1-3/0	3-14/0	1-24/0	5-24/0
Omarious Hines	20-159/2	4-14/0	1-2/0	-	-	1-14/0	2-16/0	2-9/1	1-4/0	1-36/1	3-37/0	1-5/0	2-11/0	2-11/0
Solomon Patton	14-140/0	1-6/0	3-31/0	3-34/0	-	3-0/0	1-54/0	2-15/0	1-0/0	DNP	DNP	DNP	DNP	DNP
Mack Brown	25-102/0	4-13/0	6-16/0	1-3/0	4-31/0	2-12/0	1-3/0	5-18/0	-	2-6/0	DNP	DNP	-	-
Chris Johnson	5-35/0	-	-	-	5-35/0	-	-	-	-	-	-	-	-	-
Andre Debose	3-9/0	-	-	2-1/0	-	-	-	-	-	DNP	DNP	DNP	DNP	1-8/0
Loucheiz Purifoy	1-8/0	-	-	-	-	-	-	-	-	-	-	-	1-8/0	-
Matt Elam	1-5/0	-	-	1-5/0	-	-	-	-	-	-	-	-	-	-
Hunter Joyer	2-1/0	1-1/0	1-0/0	-	-	-	-	-	-	-	-	-	-	-
Jacoby Brissett	7-(-4)/1	1-1/0	DNP	DNP	2-4/1	DNP	DNP	-	DNP	DNP	2-(-7)/0	2-(-2)/0	DNP	DNP
Team	18-(-40)/0	1-(-3)/0	2-(-9)/0	2-(-3)/0	3-(-6)/0	2-(-4)/0	1-(-1)/0	3-(-6)/0	1-(-4)/0	-	1-(-2)/0	2-(-2)/0	DNP	-

INDIVIDUAL GAME-BY-GAME STATS

RECEIVING	No-Yds/TD	BGSU	TAMU	UT	UK	LSU	VANDY	SC	GA	MU	UL	JSU	FS	LOU
Jordan Reed	45-559/3	3-33/0	5-59/0	5-60/1	3-41/0	3-30/0	2-14/0	4-44/2	5-74/0	3-16/0	5-85/0	2-42/0	4-54/0	1-7/0
Quinton Dunbar	36-383/4	3-32/0	1-11/0	3-30/0	3-36/1	2-15/0	1-21/0	2-29/1	3-40/0	2-13/0	4-25/1	3-29/0	4-25/1	5-77/0
Frankie Hammond, Jr.	22-295/3	3-62/1	2-27/0	1-75/1	3-41/0	1-(-3)/0	1-2/0	2-16/1	-	2-10/0	1-6/0	1-11/0	3-26/0	2-22/0
Omarius Hines	23-242/0	-	2-46/0	1-(-6)/0	3-52/0	1-14/0	1-9/0	2-7/0	1-0/0	1-0/0	3-29/0	3-37/0	2-20/0	3-34/0
Trey Burton	18-172/1	2-12/0	2-16/0	2-38/0	DNP	-	1-8/0	-	2-23/0	2-29/0	2-9/1	3-26/0	1-3/0	1-8/0
Mike Gillislee	16-159/1	-	1-3/0	-	1-11/0	-	2-12/0	1--3/0	2-40/0	1-45/1	4-8/0	1-8/0	2-22/0	1-13/0
Solomon Patton	1-17/0	-	-	1-17/0	-	-	-	-	-	DNP	DNP	DNP	DNP	DNP
Hunter Joyer	4-17/0	-	-	1-5/0	1-5/0	-	-	1-1/0	1-6/0	-	-	-	-	-
Andre Debose	3-15/0	-	-	-	-	1-5/0	-	-	1-6/0	DNP	DNP	DNP	DNP	1-4/0
Clay Burton	2-12/0	DNP	-	-	1-6/0	-	1-6/0	-	-	-	-	-	-	-
Matt Jones	3-10/0	-	1-3/0	-	1-6/0	-	-	-	DNP	-	-	1-1/0	-	-
Latroy Pittman	2-6/0	2-6/0	-	-	-	-	-	DNP	-	-	-	-	-	DNP
Kent Taylor	2-5/1	-	DNP	DNP	-	DNP	1-0/0	-	DNP	DNP	DNP	-	DNP	1-5/1
Raphael Andrades	2-5/0	DNP	DNP	DNP	1-0/0	-	1-5/0	-	-	-	-	DNP	-	-
Loucheiz Purifoy	1-5/0	-	-	-	-	-	-	-	-	-	-	-	-	1-5/0
Mack Brown	3-0/0	-	-	-	1-5/0	-	-	-	1-2/0	1-(-7)/0	DNP	DNP	-	-

PUNT RETURNS	No-Yds	BGSU	TAMU	UT	UK	LSU	VANDY	SC	GA	MU	UL	JSU	FS	LOU
Andre Debose	10-93	3-45	1-1	1-13	2-8	-	1-6	1-19	1-1	DNP	DNP	DNP	DNP	-
Marcus Roberson	2-81	-	-	-	-	-	-	-	-	-	-	1-31	1-50	-
De'Ante Saunders	5-39	DNP	DNP	-	-	-	-	-	-	3-23	2-16	DNP	DNP	DNP
Jelani Jenkins	1-36	-	-	DNP	DNP	-	DNP	-	-	-	1-36	-	-	DNP

KICK RETURNS	No-Yds	BGSU	TAMU	UT	UK	LSU	VANDY	SC	GA	MU	UL	JSU	FS	LOU
Andre Debose	18-510	1-38	4-84	-	3-51	2-67	1-39	4-84	DNP	1-23	DNP	DNP	DNP	2-124
Loucheiz Purifoy	7-167	-	-	-	-	-	-	-	-	-	-	1-29	2-44	4-94
Omarius Hines	5-79	-	-	-	-	-	-	-	2-24	-	2-42	-	1-13	-
Jordan Reed	1-35	-	-	-	-	-	1-35	-	-	-	-	-	-	-
Trey Burton	3-33	-	-	DNP	-	-	-	-	-	-	3-33	-	-	-
Mike Gillislee	2-11	2-11	-	-	-	-	-	-	-	-	-	-	-	-

INT. RETURNS	No-Yds	BGSU	TAMU	UT	UK	LSU	VANDY	SC	GA	MU	UL	JSU	FS	LOU
Matt Elam	4-73	-	-	1-0	-	-	-	-	1-31	1-42	-	-	1-0	-
Josh Evans	3-11	-	-	-	-	-	-	-	1-4	1-0	-	-	-	1-7
Jaylen Watkins	3-44	-	-	-	1-26	1-2	-	-	-	1-16	-	-	-	-
Marcus Roberson	2-31	1-31	-	-	-	-	-	-	-	-	-	-	1-0	-
Jon Bostic	2-31	-	-	-	-	-	-	-	-	1-24	-	1-7	-	-
Lerentee McCray	1-25	-	-	1-25	-	-	-	-	-	DNP	-	-	-	-
Mike Taylor	1-10	-	-	-	1-10	-	-	-	-	-	-	-	-	-
Neiron Ball	1-5	-	-	-	-	-	-	-	1-5	-	-	DNP	DNP	-
Jelani Jenkins	1-14	-	-	DNP	DNP	-	DNP	-	-	-	-	-	1-14	DNP
De'Ante Saunders	1-29	DNP	DNP	-	1-29	-	-	-	-	-	-	DNP	DNP	DNP
Jabari Gorman	1-3	-	-	DNP	-	-	-	1-3	-	-	-	-	-	-

FUMBLE RETURNS	No-Yds	BGSU	TAMU	UT	UK	LSU	VANDY	SC	GA	MU	UL	JSU	FS	LOU
Chris Johnson	1-13	-	-	-	-	-	-	1-13	-	-	-	-	-	-
Dominique Easley	1-1	-	-	-	DNP	-	DNP	-	-	-	-	-	1-1	-

TACKLES FOR LOSS	UA-A	TOT	BGSU	TAMU	UT	UK	LSU	VANDY	SC	GA	MU	UL	JSU	FS	LOU
Sharrif Floyd	11-4	13.0	1.5-2	0.5-1	1.5-3	-	-	0.5-1	1.0-3	2.0-6	3.0-8	-	-	1.0-16	2.0-12
Matt Elam	11-0	11.0	-	1.0-2	1.0-10	-	1.0-2	-	1.0-4	-	2.0-8	1.0-4	2.0-4	1.0-1	1.0-2
Dominique Easley	7-3	8.5	1.0-5	-	-	DNP	-	DNP	1.0-3	-	0.5-4	2.0-7	0.5-1	-	3.5-9
Dante Fowler, Jr.	6-4	8.0	0.5-0	-	1.0-2	-	-	0.5-0	1.0-10	-	2.0-11	1.0-1	0.5-1	-	1.5-5
Jon Bostic	5-3	6.5	1.0-2	2.0-5	-	1.0-1	1.0-5	1.0-9	-	-	-	-	0.5-1	-	-
Leon Orr	5-1	5.5	-	1.0-2	-	2.0-2	-	-	1.5-3	-	DNP	DNP	DNP	DNP	1.0-2
Jon Bullard	4-2	5.0	-	0.5-1	-	-	-	1.0-5	-	1.0-5	1.5-13	-	1.0-6	-	-
Lerentee McCray	4-1	4.5	-	1.0-4	0.5-2	-	1.0-6	-	-	-	DNP	-	1.0-2	-	1.0-5
Josh Evans	4-1	4.5	-	-	-	-	1.0-7	1.0-14	1.0-3	-	-	-	1.5-2	-	-
Jelani Jenkins	3-2	4.0	-	-	DNP	DNP	-	DNP	1.0-8	-	1.0-11	-	1.0-2	1.0-2	DNP
Omar Hunter	3-2	4.0	-	-	-	-	-	2.5-7	0.5-0	-	-	-	-	1.0-1	-
Damien Jacobs	2-1	2.5	-	-	-	-	1.0-1	-	-	DNP	-	-	0.5-1	-	1.0-12
Antonio Morrison	2-0	2.0	-	-	1.0-1	-	-	-	-	-	-	-	-	1.0-4	-
Mike Taylor	1-1	1.5	-	1.0-9	-	-	0.5-1	-	-	-	-	-	-	-	-
Jaylen Watkins	1-0	1.0	-	-	-	-	-	-	-	-	-	-	1.0-1	-	-
Marcus Roberson	1-0	1.0	-	-	-	-	-	1.0-9	-	-	-	-	-	-	-
Loucheiz Purifoy	1-0	1.0	-	-	-	-	-	-	1.0-12	-	-	-	-	-	-
Darrin Kitchens	0-2	1.0	-	-	-	-	0.5-1	0.5-1	-	-	-	-	-	-	-
Earl Okine	0-1	0.5	-	-	-	-	-	-	-	-	-	-	0.5-1	-	-
Neiron Ball	0-1	0.5	-	-	-	-	-	0.5-2	-	-	-	-	DNP	DNP	DNP
De'Ante Saunders	0-1	0.5	DNP	DNP	-	-	-	0.5-0	-	-	-	-	DNP	DNP	DNP

INDIVIDUAL GAME-BY-GAME STATS

TOTAL TACKLES	UA-A	TOT	BGSU	TAMU	UT	UK	LSU	VANDY	SC	GA	MU	UL	JSU	FS	LOU
Josh Evans	49-34	83	4-2	5-3	3-4	3-2	5-0	3-3	3-4	4-2	5-7	4-1	2-5	4-1	4-0
Matt Elam	58-18	76	1-1	1-3	7-3	1-2	7-0	6-1	5-1	1-1	5-1	4-1	4-2	7-0	9-2
Jon Bostic	45-23	68	5-3	5-0	4-1	2-2	4-2	3-3	4-0	5-2	2-5	2-1	1-2	2-2	6-0
Loucheiz Purifoy	38-13	51	4-0	2-0	5-1	2-0	3-1	3-3	3-0	6-2	3-0	2-3	1-1	4-2	-
Sharrif Floyd	29-17	46	2-2	1-4	2-2	3-0	0-2	2-2	3-1	3-1	5-0	2-0	2-1	1-0	3-2
Omar Hunter	20-20	40	0-2	0-3	1-3	3-5	1-1	3-1	0-2	1-1	3-0	2-0	2-2	3-0	1-0
Jaylen Watkins	26-13	39	2-0	0-2	1-0	2-0	2-2	4-0	3-2	0-1	2-2	2-1	4-1	1-1	3-1
Antonio Morrison	27-7	34	3-0	5-1	4-1	1-1	-	6-2	-	1-1	-	-	1-0	3-1	3-0
Mike Taylor	18-14	32	1-1	3-3	1-3	1-1	2-3	1-1	2-0	4-0	-	-	2-0	-	1-2
Dante Fowler, Jr.	13-17	30	2-1	0-2	1-1	0-1	-	0-3	1-1	2-2	3-2	1-0	1-2	0-1	2-1
Jelani Jenkins	19-10	29	3-0	1-1	DNP	DNP	-	DNP	2-2	-	4-3	7-0	0-4	2-0	DNP
Jon Bullard	14-13	27	0-1	2-2	-	0-2	-	5-2	1-0	2-0	1-2	-	1-3	1-1	1-0
Dominique Easley	16-10	26	1-0	2-4	0-1	DNP	-	DNP	1-0	2-0	1-3	4-0	0-1	1-0	4-1
Lerentee McCray	14-11	25	0-4	2-1	0-2	1-0	2-2	3-1	-	-	DNP	2-1	1-0	1-0	2-0
Marcus Roberson	18-5	23	0-1	4-1	2-0	-	-	3-0	0-1	1-0	1-1	1-0	2-0	1-1	3-0
De'Ante Saunders	12-6	18	DNP	DNP	0-1	2-0	1-1	1-2	2-0	1-1	1-1	4-0	DNP	DNP	DNP
Leon Orr	8-7	15	0-2	2-1	-	3-1	1-1	-	1-1	-	DNP	DNP	DNP	DNP	1-1
Darrin Kitchens	10-4	14	0-1	-	-	1-0	1-1	1-1	2-0	1-0	-	-	3-1	1-0	-
Earl Okine	6-6	12	-	-	1-1	2-0	1-0	-	0-2	1-0	1-1	-	0-2	-	-
Chris Johnson	5-6	11	0-1	1-0	-	0-1	1-0	2-1	0-1	-	0-1	0-1	-	1-0	-
Neiron Ball	5-5	10	0-1	-	1-1	2-0	0-1	0-2	1-0	-	-	1-0	DNP	DNP	-
Damien Jacobs	6-4	10	-	0-1	-	0-1	1-1	-	-	DNP	3-0	-	1-1	-	1-0
Cody Riggs	5-2	7	3-1	2-1	DNP	DNP	DNP	DNP	DNP	DNP	DNP	DNP	DNP	DNP	DNP
Jeremy Brown	3-2	5	DNP	-	-	1-0	-	DNP	-	-	0-1	0-1	1-0	-	1-0
Trey Burton	2-2	4	-	1-1	-	DNP	-	0-1	1-0	-	-	-	-	-	-
Brian Poole	3-0	3	DNP	-	-	2-0	-	-	-	-	-	-	-	-	1-0
Solomon Patton	3-0	3	-	-	-	1-0	-	-	2-0	-	DNP	DNP	DNP	DNP	DNP
Caleb Sturgis	2-0	2	-	-	-	-	-	-	1-0	-	-	-	-	1-0	-
Valdez Showers	2-0	2	-	1-0	-	1-0	-	-	-	-	-	-	DNP	DNP	-
Jeff Driskel	2-0	2	-	-	-	-	-	-	-	-	-	-	DNP	1-0	1-0
Omarius Hines	2-0	2	-	-	-	-	-	-	-	1-0	1-0	-	-	-	-
Mack Brown	1-1	2	-	1-0	0-1	-	-	-	-	-	-	DNP	DNP	-	-
Jabari Gorman	2-0	2	1-0	-	DNP	-	-	-	-	-	-	-	1-0	-	-
Jordan Reed	1-0	1	-	-	-	-	-	-	-	1-0	-	-	-	-	-
Hunter Joyer	1-0	1	-	-	-	-	1-0	-	-	-	-	-	-	-	-
Andre Debose	1-0	1	1-0	-	-	-	-	-	-	-	DNP	DNP	DNP	DNP	-
Jon Harrison	1-0	1	-	-	-	-	-	-	-	1-0	-	-	-	-	-
Tim Clark	0-1	1	-	DNP	DNP	0-1	DNP	DNP	DNP	DNP	DNP	DNP	DNP	DNP	DNP
Chris Guido	0-1	1	DNP	DNP	DNP	DNP	-	0-1	-	-	-	-	-	-	-

SACKS	UA-A	TOT	BGSU	TAMU	UT	UK	LSU	VANDY	SC	GA	MU	UL	JSU	FS	LOU
Dominique Easley	3-2	4.0	1.0-5	-	-	DNP	-	DNP	1.0-3	-	0.5-4	1.0-2	0.5-1	-	-
Jon Bostic	3-0	3.0	-	1.0-3	-	-	1.0-5	1.0-9	-	-	-	-	-	-	-
Lerentee McCray	3-0	3.0	-	1.0-4	-	-	1.0-6	-	-	-	DNP	-	-	-	1.0-5
Sharrif Floyd	3-0	3.0	-	-	-	-	-	-	-	-	-	-	-	1.0-16	2.0-12
Damien Jacobs	2-1	2.5	-	-	-	-	1.0-1	-	-	DNP	-	-	0.5-1	-	1.0-12
Dante Fowler, Jr.	2-1	2.5	-	-	-	-	-	-	1.0-10	-	1.0-7	-	0.5-1	-	-
Josh Evans	2-1	2.5	-	-	-	-	1.0-7	1.0-14	-	-	-	-	0.5-1	-	-
Matt Elam	2-0	2.0	-	-	1.0-10	-	-	-	-	-	-	-	-	-	1.0-2
Jelani Jenkins	2-0	2.0	-	-	DNP	DNP	-	DNP	1.0-8	-	1.0-11	-	-	-	DNP
Jon Bullard	1-1	1.5	-	-	-	-	-	-	-	-	1.5-13	-	-	-	-
Marcus Roberson	1-0	1.0	-	-	-	-	-	1.0-9	-	-	-	-	-	-	-
Leon Orr	1-0	1.0	-	-	-	-	-	-	1.0-2	-	DNP	DNP	DNP	DNP	-
Antonio Morrison	1-0	1.0	-	-	-	-	-	-	-	-	-	-	-	1.0-4	-
Mike Taylor	1-0	1.0	-	1.0-9	-	-	-	-	-	-	-	-	-	-	-

FLORIDA GAME-BY-GAME

Date	Opponent	RUSHING				RECEIVING				PASSING				KICK RETURN				PUNT RETURN				Total Off.
		No.	Yds	TD	Lg	No.	Yds	TD	Lg	Cmp-Att-Int	Yds	TD	Lg	No	Yds	TD	Lg	No	Yds	TD	Lg	
Sept 1	BOWLING GREEN	42	220	2	38	13	145	1	50	13-21-0	145	1	50	3	49	0	38	3	45	0	32	365
Sep 8	at Texas A&M	48	142	2	24	14	165	0	39	14-17-0	165	0	39	1	23	0	23	1	1	0	0	307
Sep 15	at Tennessee	43	336	2	80	14	219	2	75	14-20-0	219	2	75	4	84	0	26	1	13	0	13	555
Sep 22	KENTUCKY	45	200	3	38	18	203	1	52	18-27-1	203	1	52	0	0	0	0	2	8	0	8	403
Oct 6	LSU	58	176	2	17	8	61	0	14	8-12-0	61	0	14	3	51	0	21	0	0	0	0	237
Oct 13	at Vanderbilt	35	326	3	70	11	77	0	21	11-20-0	77	0	21	2	67	0	60	1	6	0	6	403
Oct 20	SOUTH CAROLINA	48	89	2	14	12	94	4	39	12-17-0	94	4	39	2	74	0	39	1	19	0	19	183
Oct 27	vs Georgia	40	75	0	20	16	191	0	29	16-29-2	191	0	29	4	84	0	26	1	1	0	0	266
Nov 3	MISSOURI	33	170	1	36	12	106	1	45	12-23-0	106	1	45	2	24	0	24	3	23	0	16	276
Nov 10	LOUISIANA	34	149	0	32	19	162	2	39	19-26-0	162	2	39	5	75	0	24	3	52	1	36	311
Nov 17	JACKSONVILLE ST.	36	202	1	46	14	154	0	30	14-22-0	154	0	30	1	29	0	29	1	31	0	31	356
Nov 24	at Florida State	47	249	3	37	16	150	1	21	16-25-0	150	1	21	3	57	0	23	1	50	0	50	399
Jan 2	LOUISVILLE	30	111	1	17	16	175	1	26	16-29-2	175	1	26	6	218	1	100	0	0	0	0	286
<b>TOTALS</b>		<b>539</b>	<b>2,445</b>	<b>22</b>	<b>80</b>	<b>183</b>	<b>1,902</b>	<b>13</b>	<b>75</b>	<b>183-288-5</b>	<b>1,902</b>	<b>13</b>	<b>75</b>	<b>36</b>	<b>835</b>	<b>1</b>	<b>100</b>	<b>18</b>	<b>249</b>	<b>1</b>	<b>50</b>	<b>4,347</b>
Opponent		413	1,254	12	25	231	2,503	7	76	231-444-20	2,503	7	76	38	684	0	33	22	161	1	26	3,757

Games played:	13	Avg per rush:	4.5	Avg per catch:	10.4
Pass efficiency:	130.44	Kick ret avg:	23.2	Punt ret avg:	13.8
All purpose avg/game:	439.0	Total offense avg/gm:	334.4		

Date	Opponent	TACKLES				SACKS No-Yds	FUMBLES		PASS DEFENSE			Blkd Kicks	PAT ATTEMPTS			Saf	Pts
		Solo	Ast	Total	TFL-Yds		FF	FR-Yds	Int-Yds	QBH	Brk		Att-Mad	Run	Rcv		
Sept 1	BOWLING GREEN	33	24	57	4.0-9	1.0-5	1	1-0	1-31	3	7	0	3-3	0	0	0	27
Sep 8	at Texas A&M	41	34	75	7.0-24	3.0-16	1	0-0	0-0	1	4	0	2-2	0	0	0	20
Sep 15	at Tennessee	33	26	59	5.0-18	1.0-10	0	0-0	2-25	7	3	0	4-4	0	0	0	37
Sep 22	KENTUCKY	34	20	54	3.0-3	0.0-0	0	0-0	3-65	1	2	0	5-5	0	0	0	38
Oct 6	LSU	33	18	51	6.0-23	4.0-19	1	2-0	1-2	1	3	0	2-2	0	0	0	14
Oct 13	at Vanderbilt	46	30	76	9.0-48	3.0-32	1	1-0	0-0	2	4	1	2-2	1	0	0	31
Oct 20	SOUTH CAROLINA	38	18	56	9.0-46	4.0-23	4	3-13	1-3	1	7	1	6-5	0	0	0	44
Oct 27	vs Georgia	38	14	52	3.0-11	0.0-0	0	0-0	3-40	1	5	0	0-0	0	0	0	9
Nov 3	MISSOURI	41	30	71	10.0-55	4.0-35	0	0-0	4-82	8	3	1	2-2	0	0	0	14
Nov 10	LOUISIANA	38	10	48	4.0-12	1.0-2	1	1-0	0-0	4	4	1	3-3	0	0	0	27
Nov 17	JACKSONVILLE ST.	30	28	58	10.0-22	2.0-4	0	0-0	1-7	2	5	0	2-2	0	0	0	23
Nov 24	at Florida State	35	10	45	5.0-24	2.0-20	3	2-1	3-14	1	2	0	4-4	0	0	0	37
Jan 2	LOUISVILLE	47	10	57	11.0-47	5.0-31	1	0-0	1-7	0	0	2	2-2	0	0	0	23
<b>TOTALS</b>		<b>487</b>	<b>272</b>	<b>759</b>	<b>86.0-342</b>	<b>30.0-197</b>	<b>13</b>	<b>10-14</b>	<b>20-276</b>	<b>32</b>	<b>49</b>	<b>6</b>	<b>37-36</b>	<b>1</b>	<b>0</b>	<b>0</b>	<b>344</b>
Opponent		537	312	849	79.0-377	39.0-283	9	10-24	5-85	17	33	5	20-18	0	0	0	188

Date	Opponent	PUNTING										FIELD GOALS			KICKOFFS				
		No	Yds	Avg	Long	Blkd	TB	FC	50+	I20	Att-Made	Lg	Blkd	No	Yds	Avg	TB	OB	
Sept 1	BOWLING GREEN	5	169	33.8	40	0	0	0	0	2	3-2	51	0	6	379	63.2	3	0	
Sep 8	at Texas A&M	5	236	47.2	55	0	0	2	1	2	2-2	51	0	5	318	63.6	2	0	
Sep 15	at Tennessee	5	243	48.6	55	0	0	4	3	0	3-3	49	0	7	455	65.0	6	0	
Sep 22	KENTUCKY	3	138	46.0	53	0	0	1	1	2	2-1	27	1	7	445	63.6	2	1	
Oct 6	LSU	7	344	49.1	61	0	1	1	4	3	0-0	0	0	3	193	64.3	1	0	
Oct 13	at Vanderbilt	5	231	46.2	54	0	1	2	2	3	3-3	29	0	7	454	64.9	4	0	
Oct 20	SOUTH CAROLINA	7	380	54.3	62	0	2	1	7	1	1-1	42	0	8	504	63.0	3	0	
Oct 27	vs Georgia	3	140	46.7	49	0	0	1	0	0	3-3	50	0	4	260	65.0	2	0	
Nov 3	MISSOURI	8	331	41.4	53	0	0	2	2	4	2-0	0	1	3	188	62.7	2	0	
Nov 10	LOUISIANA	8	319	39.9	58	1	1	3	3	5	2-2	38	0	6	354	59.0	1	0	
Nov 17	JACKSONVILLE ST.	4	169	42.2	53	0	1	2	1	3	4-3	47	1	6	387	64.5	3	0	
Nov 24	at Florida State	4	173	43.2	53	0	0	1	1	1	3-3	45	0	8	471	58.9	2	1	
Jan 2	LOUISVILLE	4	165	41.2	47	0	0	2	0	1	1-1	33	0	2	130	65.0	2	0	
<b>TOTALS</b>		<b>68</b>	<b>3,038</b>	<b>44.7</b>	<b>62</b>	<b>1</b>	<b>6</b>	<b>22</b>	<b>25</b>	<b>27</b>	<b>29-24</b>	<b>51</b>	<b>3</b>	<b>72</b>	<b>4,538</b>	<b>63.0</b>	<b>33</b>	<b>2</b>	
Opponent		76	3,170	41.7	61	1	1	28	16	25	26-14	53	4	44	2,646	60.1	7	2	



OPPONENT GAME-BY-GAME

Date	Opponent	No.	RUSHING				RECEIVING				PASSING				KICK RETURN				PUNT RETURN				Total Off.
			Yds	TD	Lg	No.	Yds	TD	Lg	Cmp	Att	Int	Yds	TD	Lg	No	Yds	TD	Lg	No	Yds	TD	
Sept 1	BOWLING GREEN	27	111	2	14	25	226	0	22	25-52-1	226	0	22	3	60	0	33	1	0	0	0	337	
Sep 8	at Texas A&M	38	134	2	16	24	200	0	28	24-31-0	200	0	28	3	58	0	22	2	-5	0	0	334	
Sep 15	at Tennessee	28	83	1	20	22	257	2	42	22-44-2	257	2	42	1	19	0	19	1	8	0	8	340	
Sep 22	KENTUCKY	32	169	0	24	8	60	0	24	8-27-3	60	0	24	4	87	0	28	1	1	0	1	229	
Oct 6	LSU	25	42	0	13	11	158	0	56	11-25-1	158	0	56	2	38	0	20	4	22	0	11	200	
Oct 13	at Vanderbilt	47	126	1	20	17	237	1	53	17-31-0	237	1	53	3	53	0	20	1	11	0	11	363	
Oct 20	SOUTH CAROLINA	26	36	0	14	17	155	0	20	17-40-1	155	0	20	5	79	0	18	3	-13	0	5	191	
Oct 27	vs Georgia	35	123	1	23	12	150	1	45	12-24-3	150	1	45	2	33	0	17	1	-2	0	0	273	
Nov 3	MISSOURI	35	99	1	22	24	236	0	24	24-51-4	236	0	24	1	25	0	25	2	22	0	12	335	
Nov 10	LOUISIANA	30	96	1	15	16	171	0	48	16-23-0	171	0	48	5	77	0	23	1	41	1	22	267	
Nov 17	JACKSONVILLE ST.	29	48	0	9	16	194	0	76	16-28-1	194	0	76	3	43	0	17	0	0	0	0	242	
Nov 24	at Florida State	25	117	2	23	19	193	1	27	19-36-3	193	1	27	5	112	0	30	3	66	0	26	310	
Jan 2	LOUISVILLE	36	70	1	25	20	266	2	25	20-32-1	266	2	25	1	0	0	0	2	10	0	5	336	
	<b>OPP. TOTALS</b>	<b>413</b>	<b>1,254</b>	<b>12</b>	<b>25</b>	<b>231</b>	<b>2,503</b>	<b>7</b>	<b>76</b>	<b>231-444-20</b>	<b>2,503</b>	<b>7</b>	<b>76</b>	<b>38</b>	<b>684</b>	<b>0</b>	<b>33</b>	<b>22</b>	<b>161</b>	<b>1</b>	<b>26</b>	<b>3,757</b>	
	Florida	539	2,445	22	80	183	1,902	13	75	183-288-5	1,902	13	75	36	835	1	100	18	249	1	50	4,347	

Games played: 13  
 Pass efficiency: 95.57  
 All purpose avg/game: 360.5  
 Avg per rush: 3.0  
 Kick ret avg: 18.0  
 Total offense avg/gm: 289.0  
 Avg per catch: 10.8  
 Punt ret avg: 7.3

Date	Opponent	TACKLES				SACKS		FUMBLES		PASS DEFENSE			Bikd Kicks	PAT ATTEMPTS			Saf	Pts
		Solo	Ast	Total	TFL-Yds	No-Yds	FF	FR-Yds	Int-Yds	QBH	Brk	Att-Mad		Run	Rcv			
Sept 1	BOWLING GREEN	44	10	54	5.0-14	1.0-7	0	1-0	0-0	0	0	0	0	2-2	0	0	0	14
Sep 8	at Texas A&M	42	32	74	9.0-50	8.0-48	0	0-0	0-0	0	1	0	0	2-2	0	0	0	17
Sep 15	at Tennessee	37	34	71	5.0-13	0.0-0	0	0-0	0-0	4	1	0	0	3-2	0	0	0	20
Sep 22	KENTUCKY	42	30	72	4.0-16	3.0-15	0	0-0	1-0	0	2	1	0	0-0	0	0	0	0
Oct 6	LSU	54	16	70	9.0-48	5.0-43	2	2-15	0-0	0	1	0	0	0-0	0	0	0	6
Oct 13	at Vanderbilt	26	36	62	1.0-4	1.0-4	1	0-0	0-0	1	4	0	0	2-2	0	0	0	17
Oct 20	SOUTH CAROLINA	46	18	64	10.0-45	3.0-25	0	0-0	0-0	1	2	1	0	0-0	0	0	0	11
Oct 27	vs Georgia	49	22	71	8.0-43	5.0-40	3	4-0	2-25	3	3	0	0	2-2	0	0	0	17
Nov 3	MISSOURI	33	28	61	4.0-14	0.0-0	2	1-0	0-0	2	5	1	0	1-1	0	0	0	7
Nov 10	LOUISIANA	46	18	64	7.0-32	5.0-24	0	0-0	0-0	1	1	1	0	2-2	0	0	0	20
Nov 17	JACKSONVILLE ST.	35	20	55	6.0-11	1.0-1	0	0-0	0-0	3	2	1	0	0-0	0	0	0	0
Nov 24	at Florida State	45	30	75	5.0-47	4.0-43	0	1-9	0-0	2	4	0	0	2-2	0	0	0	26
Jan 2	LOUISVILLE	38	18	56	6.0-40	3.0-33	1	1-0	2-60	0	7	0	0	4-3	0	0	0	33
	<b>OPP. TOTALS</b>	<b>537</b>	<b>312</b>	<b>849</b>	<b>79.0-377</b>	<b>39.0-283</b>	<b>9</b>	<b>10-24</b>	<b>5-85</b>	<b>17</b>	<b>33</b>	<b>5</b>	<b>20-18</b>	<b>0</b>	<b>0</b>	<b>0</b>	<b>0</b>	<b>188</b>
	Florida	487	272	759	86.0-342	30.0-197	13	10-14	20-276	32	49	6	0	37-36	1	0	0	344

Date	Opponent	PUNTING										FIELD GOALS			KICKOFFS				
		No	Yds	Avg	Long	Bikd	TB	FC	50+	I20	Att-Made	Lg	Bikd	No	Yds	Avg	TB	OB	
Sept 1	BOWLING GREEN	6	233	38.8	54	0	0	0	3	1	2-0	0	03	157	52.3	0	0		
Sep 8	at Texas A&M	6	299	49.8	61	0	0	2	2	2	1-1	27	04	253	63.2	3	0		
Sep 15	at Tennessee	8	352	44.0	50	0	1	1	3	4	0-0	0	04	256	64.0	0	0		
Sep 22	KENTUCKY	6	255	42.5	52	0	0	2	1	1	2-0	0	01	63	63.0	0	1		
Oct 6	LSU	7	319	45.6	57	0	0	5	2	3	2-2	31	03	194	64.7	0	0		
Oct 13	at Vanderbilt	5	223	44.6	53	0	0	2	1	3	2-1	22	14	234	58.5	2	0		
Oct 20	SOUTH CAROLINA	7	277	39.6	47	0	0	4	0	1	4-3	51	12	128	64.0	1	0		
Oct 27	vs Georgia	5	186	37.2	48	0	0	2	0	2	2-1	29	04	252	63.0	0	0		
Nov 3	MISSOURI	7	288	41.1	53	0	0	3	1	3	1-0	0	12	125	62.5	0	0		
Nov 10	LOUISIANA	7	257	36.7	49	1	0	3	0	2	2-2	49	05	263	52.6	0	0		
Nov 17	JACKSONVILLE ST.	8	318	39.8	51	0	0	2	2	1	2-0	0	01	52	52.0	0	0		
Nov 24	at Florida State	3	124	41.3	54	0	0	2	1	1	2-2	53	04	240	60.0	1	0		
Jan 2	LOUISVILLE	1	39	39.0	39	0	0	0	0	1	4-2	30	17	429	61.3	0	1		
	<b>OPP. TOTALS</b>	<b>76</b>	<b>3,170</b>	<b>41.7</b>	<b>61</b>	<b>1</b>	<b>1</b>	<b>28</b>	<b>16</b>	<b>25</b>	<b>26-14</b>	<b>53</b>	<b>444</b>	<b>2,646</b>	<b>60.1</b>	<b>7</b>	<b>2</b>		
	Florida	68	3,038	44.7	62	1	6	22	25	27	29-24	51	372	4,538	63.0	33	2		

GAME PARTICIPATION

	Name	GP/GS	BGSU	TAMU	UT	UK	LSU	VANDY	SC	GA	MU	UL	JSU	FS	LOU
89	Stephen Alli	11/-	XXX	XXX	XXX	XXX	XXX	XXX	XXX	XXX	XXX	XXX	...	...	XXX
86	Raphael Andrades	9/3	...	...	...	START	XXX	START	XXX	XXX	XXX	XXX	...	XXX	START
11	Neiron Ball	11/2	START	XXX	XXX	XXX	START	XXX	XXX	XXX	XXX	XXX	...	...	XXX
1	Jon Bostic	13/13	START	START	START	START	START	START	START	START	START	START	START	START	START
12	Jacoby Brissett	5/2	START	...	...	XXX	...	...	XXX	...	...	XXX	START	...	...
8	Jeremy Brown	11/-	...	XXX	XXX	XXX	XXX	...	XXX	XXX	XXX	XXX	XXX	XXX	XXX
33	Mack Brown	11/-	XXX	XXX	XXX	XXX	XXX	XXX	XXX	XXX	XXX	...	...	XXX	XXX
90	Jon Bullard	13/2	XXX	XXX	XXX	START	XXX	START	XXX	XXX	XXX	XXX	XXX	XXX	XXX
88	Clay Burton	12/6	...	START	XXX	XXX	START	XXX	START	XXX	START	START	XXX	XXX	START
8	Trey Burton	12/4	XXX	START	START	...	XXX	XXX	XXX	START	START	XXX	XXX	XXX	XXX
36	David Campbell	2/-	...	...	...	...	...	...	...	...	...	...	XXX	XXX	...
4	Kyle Christy	13/-	XXX	XXX	XXX	XXX	XXX	XXX	XXX	XXX	XXX	XXX	XXX	XXX	XXX
30	Tim Clark	2/-	XXX	...	...	XXX	...	...	...	...	...	...	...	...	...
47	John Crofoot	13/-	XXX	XXX	XXX	XXX	XXX	XXX	XXX	XXX	XXX	XXX	XXX	XXX	XXX
43	Kyle Crofoot	13/-	XXX	XXX	XXX	XXX	XXX	XXX	XXX	XXX	XXX	XXX	XXX	XXX	XXX
4	Andre Debose	9/2	XXX	XXX	START	XXX	XXX	XXX	XXX	XXX	...	...	...	...	START
6	Jeff Driskel	12/12	START	START	START	START	START	START	START	START	START	START	...	START	START
1	Quinton Dunbar	13/9	XXX	START	START	START	START	START	XXX	XXX	START	START	START	START	XXX
2	Dominique Easley	11/11	START	START	START	...	START	...	START	START	START	START	START	START	START
22	Matt Elam	13/13	START	START	START	START	START	START	START	START	START	START	START	START	START
9	Josh Evans	13/13	START	START	START	START	START	START	START	START	START	START	START	START	START
46	Drew Ferris	1/-	XXX	...	...	...	...	...	...	...	...	...	...	...	...
73	Sharrif Floyd	13/13	START	START	START	START	START	START	START	START	START	START	START	START	START
6	Dante Fowler, Jr.	13/1	XXX	XXX	XXX	XXX	XXX	XXX	XXX	XXX	START	XXX	XXX	XXX	XXX
62	Cole Gilliam	3/-	...	...	...	XXX	...	...	XXX	...	...	...	XXX	...	...
23	Mike Gillislee	13/11	START	START	XXX	XXX	START	START	START	START	START	START	START	START	START
21	Jabari Gorman	12/-	XXX	XXX	...	XXX	XXX	XXX	XXX	XXX	XXX	XXX	XXX	XXX	XXX
75	Chaz Green	11/10	START	START	...	...	XXX	START	START	START	START	START	START	START	START
54	Chris Guido	9/-	...	...	...	...	XXX	XXX	XXX	XXX	XXX	XXX	XXX	XXX	XXX
67	Jon Halapio	13/13	START	START	START	START	START	START	START	START	START	START	START	START	START
85	Frankie Hammond, Jr.	13/8	START	XXX	START	START	START	START	XXX	XXX	START	XXX	START	START	XXX
72	Jon Harrison	13/13	START	START	START	START	START	START	START	START	START	START	START	START	START
37	Mark Herndon	6/-	XXX	...	...	XXX	...	...	...	...	...	XXX	XXX	XXX	XXX
20	Omarius Hines	13/1	XXX	XXX	XXX	START	XXX	XXX	XXX	XXX	XXX	XXX	XXX	XXX	XXX
70	D.J. Humphries	13/3	XXX	XXX	XXX	XXX	XXX	XXX	START	XXX	START	START	XXX	XXX	XXX
99	Omar Hunter	13/13	START	START	START	START	START	START	START	START	START	START	START	START	START
4	Damien Jacobs	12/-	XXX	XXX	XXX	XXX	XXX	XXX	XXX	...	XXX	XXX	XXX	XXX	XXX
3	Jelani Jenkins	9/8	START	START	...	...	XXX	...	START	START	START	START	START	START	...
32	Chris Johnson	13/-	XXX	XXX	XXX	XXX	XXX	XXX	XXX	XXX	XXX	XXX	XXX	XXX	XXX
24	Matt Jones	12/1	XXX	XXX	START	XXX	XXX	XXX	XXX	...	XXX	XXX	XXX	XXX	XXX
41	Hunter Joyer	13/3	XXX	XXX	XXX	XXX	XXX	START	START	XXX	XXX	XXX	START	XXX	XXX
49	Darrin Kitchens	13/2	XXX	XXX	XXX	XXX	XXX	XXX	XXX	XXX	XXX	XXX	XXX	START	START
64	Kyle Koehne	13/3	XXX	XXX	START	START	START	START	XXX	XXX	XXX	XXX	XXX	XXX	XXX
34	Lerentee McCray	12/12	START	START	START	START	START	START	START	START	...	START	START	START	START
30	Mike McNeely	4/-	...	...	...	...	...	...	...	...	...	XXX	XXX	XXX	XXX
12	Antonio Morrison	13/3	XXX	XXX	XXX	START	XXX	START	XXX	XXX	XXX	XXX	XXX	XXX	START
10	Tyler Murphy	1/-	...	...	...	...	...	...	XXX	...	...	...	...	...	...
70	Xavier Nixon	11/11	START	START	START	START	START	START	START	START	...	...	START	START	START
91	Earl Okine	13/-	XXX	XXX	XXX	XXX	XXX	XXX	XXX	XXX	XXX	XXX	XXX	XXX	XXX
44	Leon Orr	9/-	XXX	XXX	XXX	XXX	XXX	XXX	XXX	XXX	...	...	...	...	XXX
83	Solomon Patton	8/-	XXX	XXX	XXX	XXX	XXX	XXX	XXX	XXX	...	...	...	...	...
16	Scott Peek	6/-	XXX	...	...	XXX	XXX	...	XXX	...	XXX	...	XXX	...	...
97	Brad Phillips	1/-	...	...	...	...	...	...	...	...	XXX	...	...	...	...
13	Latrooy Pittman	11/1	XXX	XXX	XXX	XXX	XXX	START	...	XXX	XXX	XXX	XXX	XXX	...
24	Brian Poole	12/-	...	XXX	XXX	XXX	XXX	XXX	XXX	XXX	XXX	XXX	XXX	XXX	XXX
15	Loucheiz Purifoy	13/12	START	XXX	START	START	START	START	START	START	START	START	START	START	START
11	Jordan Reed	13/12	START	START	START	START	START	START	XXX	START	START	START	START	START	START
31	Cody Riggs	2/1	XXX	START	...	...	...	...	...	...	...	...	...	...	...
5	Marcus Roberson	13/4	START	START	START	XXX	XXX	XXX	XXX	XXX	XXX	XXX	START	XXX	XXX
50	Sam Robey	13/-	XXX	XXX	XXX	XXX	XXX	XXX	XXX	XXX	XXX	XXX	XXX	XXX	XXX
26	De'Ante Saunders	8/7	...	...	START	START	START	START	START	START	START	START	...	...	...
10	Valdez Showers	11/-	XXX	XXX	XXX	XXX	XXX	XXX	XXX	XXX	XXX	XXX	...	...	XXX
77	Ian Silberman	8/3	...	...	XXX	XXX	XXX	START	START	XXX	XXX	START	...	...	...
19	Caleb Sturgis	13/-	XXX	XXX	XXX	XXX	XXX	XXX	XXX	XXX	XXX	XXX	XXX	XXX	XXX
18	Kent Taylor	6/-	XXX	...	...	XXX	...	XXX	XXX	...	...	...	XXX	...	XXX
51	Mike Taylor	13/1	XXX	XXX	XXX	XXX	START	XXX	XXX	XXX	XXX	XXX	XXX	XXX	XXX
63	Trip Thurman	3/-	...	...	...	XXX	...	XXX	XXX	...	...	...	...	...	...
14	Jaylen Watkins	13/11	XXX	START	XXX	START	START	START	START	START	START	START	START	START	START
87	Tevin Westbrook	13/1	START	XXX	XXX	XXX	XXX	XXX	XXX	XXX	XXX	XXX	XXX	XXX	XXX
66	James Wilson	11/11	START	START	START	START	START	...	START	START	START	...	START	START	START

## NO. 23/23 FLORIDA 27, BOWLING GREEN 14

September 1, 2012

Ben Hill Griffin Stadium at Florida Field (Attendance: 84,704)

Gainesville, Fla.

Florida scored the game's final 13 points en route to a 27-14 victory over Bowling Green. With the game tied at 14-14 in the third quarter, UF got a pair of field goals from Caleb Sturgis and a 50-yard touchdown reception from Frankie Hammond to pull away and extend the nation's second-longest streak of opening-day victories to 23. Following the Gators' opening possession of the game, Bowling Green took over at its own 11 and mounted the first sustained drive, marching 89 yards in 12 plays and taking 5:36 off the clock. Falcon quarterback Matt Schilz connected on 7-of-9 passes on the drive, including a 22-yarder to Alex Bayer and an 18-yarder to Chris Gallon that set Bowling Green up at the Gators' 2-yard line. Pettigrew scored from a yard out to give the Falcons a 7-0 lead with 1:17 left in the opening quarter. The Gators responded with a 13-play, 85-yard drive that took 6:48 and culminated with Gillislee's 15-yard touchdown. His score came a play after head coach Will Muschamp gambled on 4th-and-1 at the Bowling Green 17-yard line and got a 2-yard gain from Hunter Joyer. The Gators got 75 of the yards on the drive on the ground, including 44 from Gillislee. A defensive stand by the Gators forced another punt. Gillislee wasted little time taking advantage of good field position, bursting around the right end for a 38-yard score on the first offensive snap of the drive to give the Gators their first lead of the season. Bowling Green tried to cut into the lead before the end of the half, but Stephen Stein missed a 31-yard field goal and the score remained 14-7. The Falcons marched 55 yards in eight plays in the third quarter to tie the game on Samuel's 12-yard touchdown run. The drive was aided by a fake punt for a first down that moved the ball inside the 30-yard line and sustained the drive. Florida forced another punt, which was shanked out of bounds at the Falcons' 18-yard line. Sturgis hit a 34-yard field goal with 6:03 remaining in the third quarter and the Gators regained the lead, 17-14. Bowling Green marched deep into UF territory on the following drive, but Stein missed from 29 yards out. After nearly three quarters of turnover-free football for both teams, Omarius Hines fumbled and Bowling Green took over at the Gators' 30-yard line. Facing a 3rd and 3 at the Gators' 23-yard line on the opening play of the fourth quarter, however, Schilz's pass was tipped and intercepted by Marcus Roberson, who returned it 31 yards to the UF 47-yard line. Moments later, Hammond hauled in a short pass from Driskel on 3rd and 7 at midfield and did the rest himself, taking it 50 yards to extend the Gators' lead to 24-14 with 13:18 to go. Sturgis made it 27-14 with 8:28 remaining, booming a 51-yard field goal, extending his school record with his sixth career field goal of 50+ yards.

Score by Quarters	1	2	3	4	Score
Bowling Green	7	0	7	0	14
Florida	0	14	3	10	27

### SCORING SUMMARY

Qtr	Time	Scoring Play	BG-UF
1st	1:17	BG - Pettigrew, J. 1 yd run (Stein, S. kick), 12-89 5:36	BG 7 - UF 0
2nd	9:29	UF - Gillislee, M. 15 yd run (Sturgis, C. kick), 13-85 6:48	BG 7 - UF 7
	5:03	UF - Gillislee, M. 38 yd run (Sturgis, C. kick), 1-38 0:10	BG 7 - UF 14
3rd	9:57	BG - Samuel, A. 12 yd run (Stein, S. kick), 8-55 2:30	BG 14 - UF 14
	6:03	UF - Sturgis, C. 34 yd field goal, 4-1 1:39	BG 14 - UF 17
4th	13:18	UF - Hammond, F. 50 yd pass from Driskel, J. (Sturgis, C. kick), 3-53 1:31	BG 14 - UF 24
	8:28	UF - Sturgis, C. 51 yd field goal, 7-44 3:35	BG 14 - UF 27

### TEAM STATISTICS

	BG	UF
First Downs	22	14
Rushes-Yards (Net)	27-101	42-220
Passing Yards (Net)	226	145
Passes Att-Comp-Int.	25-52-1	13-21-0
Total Offense Plays-Yards	79-327	63-365
Punt Returns-Yards	1-0	3-45
Kickoff Returns-Yards	3-60	3-49
Punts-Average	6-38.8	5-33.8
Fumbles-Lost	1-1	1-1
Penalties-Yards	3-25	14-106
Possession Time	26:52	33:08
Sacks By: Number-Yards	1-7	1-5

### INDIVIDUAL STATISTICS

<b>Passing</b>	BG - Schilz 24-49-1-204 (0 TD), Johnson 1-3-0-22 (0 TD) UF - Driskel 10-16-0-114 (1 TD), Brissett 3-5-0-31 (0 TD)
<b>Rushing</b>	BG - Samuel 13-39 (TD), Pettigrew 8-38 (TD), Martin 3-10, Schmiedebusch 1-8, Johnson 2-6 UF - Gillislee 24-148 (2 TD), Driskel 3-24, Jones 3-17, Hines 4-14, Brown, M. 4-13, Patton 1-6, Brissett 1-1, Joyer 1-1
<b>Receiving</b>	BG - Burbrink 8-45, Gallon 6-69, Stokes 4-32, Joplin 4-30, Bayer 2-44, Pettigrew 1-6 UF - Hammond 3-62 (TD), Reed 3-33, Dunbar 3-32, Burton, T. 2-12, Pittman 2-6
<b>Sacks</b>	BG - Ouellet 1-7 UF - Easley 1-5
<b>Interceptions</b>	BG - None UF - Roberson 1-31

## NO. 24/23 FLORIDA 20, TEXAS A&M 17

September 8, 2012

Kyle Field (Attendance: 87,114)

College Station, Texas

It was a tale of two halves, but it added up to Florida taking its SEC opener at Texas A&M, 20-17, in front of a boisterous crowd at Kyle Field in College Station. For the second-straight week, Florida scored the game's final 13 points, this time erasing a 17-7 second-quarter deficit. Mike Gillislee had a pair of touchdown runs, including a 12-yarder early in the fourth quarter to give the Gators the lead for good, while Caleb Sturgis helped Florida erase a 10-point deficit with a pair of field goals. The Aggies, in their first game as an SEC program, took the opening kick and marched 65 yards in 15 plays to grab the lead on a Taylor Bertolet field goal from 27 yards. Johnny Manziel, the first freshman to start the season opener at A&M since 1944, completed 6-of-8 passes for 33 yards and ran twice for 19 yards on the opening drive. Sophomore quarterback Jeff Driskel, making his first career start under center, led the Gators on a 13-play, 75-yard drive to take the lead. Facing a 3rd-and-11, Driskel hit Frankie Hammond for a 17-yard gain to the Texas A&M 46 that helped propel the drive. Facing a 4th-and-1 at the Aggies' 16-yard line, the Gators lined up for a field goal but faked it and Trey Burton got the first down and additional yardage was tacked on for a face mask. Two plays later, Gillislee gave the Gators a 7-3 lead. The Aggies came right back, however, as Manziel marched A&M 81 yards in 13 plays to grab a 10-7 lead early in the second quarter. Manziel raced in from 11 yards out to cap the drive as the Aggies regained the lead with 13:39 left in the first half. After forcing the first punt of the game by the Gators, the Aggies got the ball back and again kept the Gators off balance. Manziel used play-action to hit Mike Evans for a 27-yard gain down the right sideline to put the Aggies at the UF 13-yard line. Moments later, Christine Michael scored from 1-yard out to give the Aggies a 17-7 lead with 7:01 left in the half. Manziel was near-flawless in the first half, finishing 16-of-20 passing for 141 yards and rushing nine times for 41 yards. Needing a big response, the Gators got some momentum back with a nine-play, 37-yard drive that ended with a 51-yard field goal from Sturgis, the seventh career field goal of 50+ yards for the senior, extending his school record. The field goal was set up by a 30-yard pass play from Driskel to Jordan Reed. Florida received the kickoff in the second half and went 67 yards on 10 plays before Sturgis kicked a 25-yard field goal to cut the lead to 17-13. The UF defense held the Aggies to just 28 yards of offense in the third quarter, forcing three punts in the quarter. Early in the fourth quarter, Driskel hit Omarius Hines for a 39-yard pass down the right sideline, setting up the Gators at the A&M 18-yard line. Gillislee scored moments later, dancing along the sideline from 12 yards out to make it 20-17. After exchanging punts, the Gators got the ball with 3:13 remaining while Texas A&M had all three timeouts remaining. UF was able to pound the ball and run the clock out, preserving the victory. After piling up 269 yards of offense in the first half, A&M managed just 65 the remainder of the game.

Score by Quarters	1	2	3	4	Score
Florida	7	3	3	7	20
Texas A&M	3	14	0	0	17

### SCORING SUMMARY

Qtr	Time	Scoring Play	UF-TAMU
1st	10:34	TAMU - Bertolet, T. 27 yd field goal, 15-66 4:26	UF 0 - TAMU 3
	3:51	UF - Gillislee, M. 4 yd run (Sturgis, C. kick), 13-75 6:43	UF 7 - TAMU 3
2nd	13:39	TAMU - Manziel, J. 11 yd run (Bertolet, T. kick), 13-81 5:12	UF 7 - TAMU 10
	7:01	TAMU - Michael, C. 1 yd run (Bertolet, T. kick), 10-79 3:31	UF 7 - TAMU 17
	1:49	UF - Sturgis, C. 51 yd field goal, 9-37 5:12	UF 10 - TAMU 17
3rd	11:02	UF - Sturgis, C. 25 yd field goal, 10-67 3:58	UF 13 - TAMU 17
4th	13:05	UF - Gillislee, M. 12 yd run (Sturgis, C. kick), 3-53 1:31	UF 20 - TAMU 17

### TEAM STATISTICS

	UF	TAMU
First Downs	21	21
Rushes-Yards (Net)	48-142	38-134
Passing Yards (Net)	165	200
Passes Att-Comp-Int.	14-17-0	24-31-0
Total Offense Plays-Yards	65-307	69-334
Punt Returns-Yards	1-1	2-(-5)
Kickoff Returns-Yards	1-23	3-58
Punts-Average	5-47.2	6-49.8
Fumbles-Lost	1-0	1-0
Penalties-Yards	3-21	9-78
Possession Time	35:07	24:53
Sacks By: Number-Yards	3-16	8-48

### INDIVIDUAL STATISTICS

<b>Passing</b>	UF - Driskel 13-16-0 162 (0 TD), Crofoot, J. 1-1-0 3 (0 TD) TAMU - Manziel 23-30-0 173 (0 TD), McNeal 1-1-0 27 (0 TD)
<b>Rushing</b>	UF - Gillislee 14-83 (2 TD), Patton 3-31, Brown, M. 6-16, Jones 5-10, Driskel 14-8, Hines 1-2, Burton, T. 2-1, Joyer 1-0 TAMU - Manziel 17-60 (TD), Michael 13-33 (TD), Malena 3-23, Williams 5-18
<b>Receiving</b>	UF - Reed 5-59, Hines 2-46, Hammond 2-27, Burton 2-16, Dunbar 1-11, Jones 1-3, Gillislee 1-3 TAMU - Evans 7-60, Swope 5-16, Johnson 3-26, Michael 3-15, McNeal 2-11, Williams 1-28, Lamascus 1-24, Malena 1-12, Hicks 1-8
<b>Sacks</b>	UF - Taylor 1-9, Bostin 1-3, McCray 1-4 TAMU - Moore 3-21, Nealy 2-6, Jenkins 1-6, Raven 1-6, Porter 0.5-6, Stewart 0.5-3
<b>Interceptions</b>	UF - None TAMU - None

## NO. 18/17 FLORIDA 37, NO. 23/RV TENNESSEE 20

September 15, 2012

Neyland Stadium (Attendance: 102,455)

Knoxville, Tenn.

Trey Burton, Jordan Reed and Frankie Hammond scored touchdowns as the Gators exploded for 24-straight points to take a 37-20 decision over Tennessee before an electric crowd at Neyland Stadium. With the win, the Gators rallied in the second half on the road for the second-consecutive week and sent the Vols to their first defeat of the year. It was Florida's eighth-straight win in the series. Burton took a direct snap from center, sprinted to his right and raced a career-long 80 yards for a touchdown to tie the game at 20 late in the third quarter. The touchdown was Burton's second of the night and marked the longest run of his career. It keyed a night in which Florida exploded for a season-high 555 yards of total offense (336 rushing, 219 passing). Shortly after Matt Elam intercepted Tennessee quarterback Tyler Bray, Jeff Driskel hooked up with Reed on a beautiful 23-yard pass to the left corner of the end zone to give the Gators the lead. Mike Gillislee set up the touchdown with a 45-yard run into UT territory and went over the century mark again, finishing with 115 yards on 18 carries. Driskel then found Hammond for a short pass that he turned up-field and ran away from the Vols' defense en route to a 75-yard touchdown strike to give the Gators a two-touchdown lead. Caleb Sturgis added his third field goal of the night, a 49-yarder with 6:44 remaining, to give Florida a 37-20 lead, capping a run of 24-straight points after trailing much of the first three quarters. A.J. Johnson scored on a 1-yard touchdown run midway through the third quarter to give Tennessee a 20-13 lead, but UT kicker Derrick Brodus struck the upright on his point-after attempt to keep the Gators within a touchdown on the scoreboard. Burton evened it and the Reed-Driskel combo put UF in front. Sturgis ended the first half with a 20-yard field goal and started the second with a 25-yarder after the Gators stalled on two drives inside of the Tennessee 10-yard line. UT grabbed a 14-7 lead when Bray found tight end Michael Rivera in the back of the end zone for a 6-yard touchdown strike that marked his second TD pass of the game. On that drive, the Vols converted three third downs - all on Bray passes - during a 16-play, 76-yard march, capped when Bray found Rivera in the end zone. Earlier, Bray hit Cordarrelle Patterson for a 2-yard touchdown pass late in the first period to tie the game at 7. The drive was sparked by a 42-yard reception from Justin Hunter, then followed by a 15-yard pass interference call. That UT touchdown evened things after Larentee McCray's first career interception, plus his 25-yard return. Burton lined up behind center, took a direct snap and sprinted around left end for a 14-yard TD run to give UF a 7-0 lead midway through the opening period. On the previous play, Driskel hit Reed for 20 yards to move the Gators into scoring position. Driskel looked by far the most comfortable of his young career, finishing 14-of-20 passing for 219 yards and a pair of touchdown passes. He added eight carries for 81 yards. Just as noteworthy, the Gators' signal-caller was not sacked once on the day.

Score by Quarters	1	2	3	4	Score
Florida	7	3	17	10	37
Tennessee	7	7	6	0	20

### SCORING SUMMARY

Qtr	Time	Scoring Play	UF-UT
1st	7:52	UF - Burton, T. 14 yd run (Sturgis, C. kick), 3-35 1:11	UF 7 - UT 0
	3:02	UT - Patterson, C. 2 yd pass from Bray, T. (Brodus, D. kick), 3-60 1:09	UF 7 - UT 7
2nd	8:40	UT - Rivera, M. 6 yd pass from Bray, T. (Brodus, D. kick) 16-76, 6:20	UF 7 - UT 14
	0:00	UF - Sturgis, C. 20 yd field goal, 9-80 3:19	UF 10 - UT 14
3rd	12:22	UF - Sturgis, C. 25 yd field goal, 7-68 2:32	UF 13 - UT 14
	7:33	UT - Johnson, A. 1 yd run (Brodus, D. kick failed), 12-81 4:43	UF 13 - UT 20
	3:15	UF - Burton, T. 80 yd run (Sturgis, C. kick), 1-80 0:12	UF 20 - UT 20
	0:30	UF - Reed, J. 23 yd pass from Driskel, J. (Sturgis, C. kick) 3-70, 1:19	UF 27 - UT 20
4th	9:55	UF - Hammond, F. 75 yd pass from Driskel, J. (Sturgis, C. kick) 3-78, 1:32	UF 34 - UT 20
	6:44	UF - Sturgis, C. 49 yd field goal, 5-42 2:11	UF 37 - UT 20

### TEAM STATISTICS

	UF	UT
First Downs	20	19
Rushes-Yards (Net)	43-336	28-83
Passing Yards (Net)	219	257
Passes Att-Comp-Int.	14-20-0	22-44-2
Total Offense Plays-Yards	63-555	72-340
Punt Returns-Yards	1-13	1-8
Kickoff Returns-Yards	4-84	1-19
Punts-Average	5-48.6	8-44.0
Fumbles-Lost	2-0	0-0
Penalties-Yards	8-78	9-59
Possession Time	33:13	26:47
Sacks By: Number-Yards	1-10	0-0

### INDIVIDUAL STATISTICS

<b>Passing</b>	UF - Driskel 14-20-0 219 (2 TD)
	UT - Bray 22-44-2 257 (2 TD)
<b>Rushing</b>	UF - Gillislee 18-115, Burton, T. 3-91 (2 TD), Driskel 8-81, Patton 3-34, Jones 5-9, Elam 1-5, Brown 1-3, Debose 2-1
	UT - Neal 23-87, Johnson 2-5 (TD), Lane 1-1, Bray 2-(-10)
	UF - Reed 5-60 (TD), Dunbar 3-30, Burton, T. 2-38, Hammond 1-75 (TD), Patton 1-17, Joyer 1-5, Hines 1-(-6)
<b>Receiving</b>	UF - Patterson 8-75 (TD), Hunter 5-76, Rivera 4-47 (TD), Rogers 3-39, Neal 2-20
	UT - Elam 1-10
<b>Sacks</b>	UF - None
<b>Interceptions</b>	UF - McCray 1-25, Elam 1-0
	UT - None

## NO. 14/14 FLORIDA 38, KENTUCKY 0

September 22, 2012

Ben Hill Griffin Stadium at Florida Field (Attendance: 87,102)

Gainesville, Fla.

Back at home for the first time in three weeks, Florida (4-0, 3-0 SEC) shook off some early rust to run away from Kentucky (1-3, 0-1 SEC), 38-0, giving the Gators their 26th-straight win in the series. For UF, it was its first shutout since defeating UAB, 39-0, in week two last year, and its first shutout of an SEC opponent since defeating Mississippi State, 52-0, on Sept. 29, 2001. Florida got its scoring from a 27-yard field goal from Caleb Sturgis, 1-yard touchdown runs from Mike Gillislee, Jeff Driskel and Jacoby Brissett, a 26-yard interception return by Jaylen Watkins and a 19-yard reception by Quinton Dunbar. The Gators had a 27-yard field goal from Sturgis to grab the game's first points with 5:18 left in the first quarter, covering 49 yards on five plays. After Craig McIntosh's 54-yard field-goal attempt went wide left, the Gators took advantage of the miss, marching 63 yards on 10 plays and taking 5:02 off the clock. Driskel connected with Frankie Hammond on a 24-yard pass over the middle to move the Gators into Kentucky territory. After a 5-yard completion to Hunter Joyer on third down gave the Gators a first-and-goal at the Kentucky 1-yard line, Gillislee carried it in for a score on the next play for his fifth rushing touchdown of the season, giving the Gators a 10-0 lead with 12:04 left in the half. The Wildcats got the ball back but facing a 3rd-and-7, Morgan Newton's pass was intercepted by De'Ante Saunders and returned 29 yards to the Kentucky 23. The Gators were unable to take advantage, however, as Driskel took a shot at the end zone and the result was his first interception of the year. Capping a stretch of three-straight possessions with a pick, Watkins stepped in front of the Wildcat receiver and read Newton's pass perfectly, grabbing the interception and returning it 26 yards to give the Gators a 17-0 lead with 8:24 left in the half. Getting the ball back late in the half, Driskel engineered an impressive drive, marching the Gators 76 yards in seven plays and using just 1:18 off the clock. Driskel hit Jordan Reed with a 34-yard pass over the middle and then a personal foul tacked on 15 more yards to the Kentucky 19-yard line. Moments later, Driskel hit Dunbar with a 19-yard strike to close out the first-half scoring. As the second half began, it was more of the same, as Driskel led the Gators on another long drive that ate up a large chunk of the third quarter. UF marched 72 yards on 15 plays and took 9:03 off the clock on the drive, capped by a 1-yard touchdown run by Driskel. As the fourth quarter arrived and with the game in hand, head coach Will Muschamp called on Brissett at quarterback, as the sophomore saw his first action since the week one win over Bowling Green. Brissett capped a 9-play, 47-yard drive with a 1-yard keeper with 6:47 left to make it 38-0. Florida had near perfect balance offensively, getting 403 yards of total offense with 203 yards passing and 200 yards rushing.

Score by Quarters	1	2	3	4	Score
Kentucky	0	0	0	0	0
Florida	3	21	7	7	38

### SCORING SUMMARY

Qtr	Time	Scoring Play	UK-UF
1st	5:18	UF - Sturgis, C. 27 yd field goal, 5-49 1:55	UK 0 - UF 3
	12:04	UF - Gillislee, M. 1 yd run (Sturgis, C. kick), 10-63 5:02	UK 0 - UF 10
3rd	8:24	UF - Watkins, J. 26 yd interception return (Sturgis, C. kick)	UK 0 - UF 17
	0:44	UF - Dunbar, Q. 19 yd pass from Driskel, J. (Sturgis, C. kick), 7-76 1:18	UK 0 - UF 24
	2:50	UF - Driskel, J. 1 yd run (Sturgis, C. kick), 15-72 9:03	UK 0 - UF 31
4th	6:47	UF - Brissett, J. 1 yd run (Sturgis, C. kick), 9-37 5:10	UK 0 - UF 38

### TEAM STATISTICS

	UK	UF
First Downs	12	22
Rushes-Yards (Net)	32-159	45-200
Passing Yards (Net)	60	203
Passes Att-Comp-Int.	8-27-3	18-27-1
Total Offense Plays-Yards	59-219	72-403
Punt Returns-Yards	1-1	2-8
Kickoff Returns-Yards	4-87	0-0
Punts-Average	6-42.5	3-46.0
Fumbles-Lost	0-0	1-0
Penalties-Yards	7-45	7-51
Possession Time	22:19	37:41
Sacks By: Number-Yards	3-15	0-0

### INDIVIDUAL STATISTICS

<b>Passing</b>	UK - Newton 7-21-3-48, Whitlow 1-6-0-12 (0 TD)
	UF - Driskel 18-27-1-203 (1 TD)
<b>Rushing</b>	UK - George 13-52, Sanders 10-48, Newton 4-34, Mobley 4-22, Whitlow 1-3
	UF - Gillislee 13-56 (TD), Jones 10-45, Johnson 5-35, Driskel 8-35 (TD), Brown 4-31, Brissett 2-4 (TD)
	UK - King 3-13, McCaskill 2-11, George 1-24, Legree 1-12, Sanders 1-0
<b>Receiving</b>	UF - Hines 3-52, Reed 3-41, Hammond 3-41, Dunbar 3-36 (TD), Gillislee 1-11, Burton, C. 1-6, Jones 1-6, Brown 1-5, Joyer 1-5, Andrades 1-0
	UK - Davis 1-8, Dupree 1-6, Wyndham 1-0
<b>Sacks</b>	UF - None
<b>Interceptions</b>	UK - Neloms 1-0
	UF - Saunders 1-29, Watkins 1-26, Taylor 1-10

## NO. 10/11 FLORIDA 14, NO. 3/4 LSU 6

October 6, 2012

Ben Hill Griffin Stadium at Florida Field (Attendance: 90,824, 7th-highest in UF history)  
Gainesville, Fla.

Mike Gillislee scored a pair of second-half touchdowns and No. 10/11 Florida (5-0, 4-0 SEC) rallied in the second half for a 14-6 victory over No. 3/4 LSU (5-1, 1-1 SEC) in a match-up of top-10 teams. LSU led early, getting a pair of field goals from Drew Alleman, but, for the third time in four SEC games, the Gators made the necessary adjustments in the locker room and seized control in the second half. After trailing 6-0, UF took its second drive of the third quarter and marched 85 yards on eight plays to take the lead on Gillislee's 12-yard touchdown run. The Gators came up with another long, well executed drive of 77 yards on 11 plays and got a second 12-yard touchdown run from Gillislee to take a 14-6 lead with 13:18 left in the game, all the scoring they would need. After posting just 47 yards of offense in the first half, Florida finished with 237, including 176 on the ground against an LSU defense that entered allowing 86 rushing yards per game. Gillislee finished with 146 yards on a career-high 34 carries. Both teams struggled offensively in the first half, as defense and special teams dominated. The teams combined for just 128 yards of offense in the first half—81 by LSU and 47 by Florida. Gator punter Kyle Christy pinned the Tigers inside of their own 10-yard line three times in the first half. After LSU's opening drive, Florida forced the Tigers to five three-and-outs, an interception by Jaylen Watkins and a critical stop after LSU took over at the Gators' 7-yard line. LSU took the opening kick and moved 64 yards on 10 plays, mixing efficient passing and timely running. Alleman connected from 31 yards out to give the Tigers a 3-0 lead with 10:48 left in the first quarter. After starting out with an efficient drive, Zach Mettenberger completed just seven of his final 20 passes, finishing 11-of-25 for 161 yards and a pick. The Gators missed a golden opportunity in the second quarter after Watkins intercepted Mettenberger in LSU territory and returned it to the Tigers' 38. However, Florida marched backwards and was forced to punt. UF appeared poised to at worst tie the game, marching to the LSU 22-yard line. The drive was halted, however, when Jeff Driskel hit Frankie Hammond with a short pass, and Hammond took a shot from Kevin Minter and fumbled, with LSU recovering. Late in the first half, disaster struck for the Gators. Driskel didn't unload the ball and was sacked by Bennie Logan. A fumble by Driskel caused the ball to roll to UF's 7-yard line, where Barkevious Mingo recovered, setting up the Tigers' second score. After a strong defensive stand by the Gators, Alleman made a 21-yard field goal with :24 left in the half that gave LSU a 6-0 lead. On the Gators' second possession of the second half, Gillislee capped the 85-yard drive with a 12-yard touchdown run to give Florida its first lead. On the next drive, Mettenberger hit Odell Beckham with a 56-yard pass to the Florida 23-yard line but appeared to fumble. The review showed that Matt Elam forced the ball out and De'Ante Saunders recovered and the threat was ended. The Gators then rode Gillislee to the end zone again, as his second 12-yard touchdown run of the game capped an 11-play, 77-yard drive that ate up nearly six minutes off the clock to grab a 14-6 lead.

Score by Quarters	1	2	3	4	Score
LSU	3	3	0	0	6
Florida	0	0	7	7	14

### SCORING SUMMARY

Qtr	Time	Scoring Play	LSU-UF
1st	10:48	LSU - Alleman, D. 31 yd field goal, 10-64 4:12	LSU 3 - UF 0
2nd	0:24	LSU - Alleman, D. 21 yd field goal, 4-3 1:38	LSU 6 - UF 0
3rd	5:15	UF - Gillislee, M. 12 yd run (Sturgis, C. kick), 8-85 3:44	LSU 6 - UF 7
4th	13:18	UF - Gillislee, M. 12 yd run (Sturgis, C. kick), 11-77 5:55	LSU 6 - UF 14

### TEAM STATISTICS

	LSU	UF
First Downs	8	22
Rushes-Yards (Net)	25-42	58-176
Passing Yards (Net)	158	61
Passes Att-Comp-Int.	11-25-1	8-12-0
Total Offense Plays-Yards	50-200	70-237
Punt Returns-Yards	4-22	0-0
Kickoff Returns-Yards	2-38	3-51
Punts-Average	7-45.6	7-49.1
Fumbles-Lost	2-2	2-2
Penalties-Yards	8-83	6-52
Possession Time	22:36	37:24
Sacks By: Number-Yards	5-43	4-19

### INDIVIDUAL STATISTICS

<b>Passing</b>	LSU - Mettenberger 11-25-1-158 (0 TD)
	UF - Driskel 8-12-0-61 (0 TD)
<b>Rushing</b>	LSU - Ware 8-21, Hilliard 5-16, Ford 4-14, Hill 2-8, Shepard 1-2, Magee 1-0, Mettenberger 4(-19)
	UF - Gillislee 34-146 (2 TD), Hines 1-14, Brown 2-12, Burton 3-7, Driskel 13-1, Patton 3-0
<b>Receiving</b>	LSU - Beckham 4-78, Jacobs 2-22, Hill 1-20, Ware 1-20, Copeland 1-7, Clement 1-7, Shepard 1-4
	UF - Reed 3-30, Dunbar 2-15, Hines 1-14, Debose 1-5, Hammond 1(-3)
<b>Sacks</b>	LSU - Minter 2-16, Logan 1-11, Edwards 1-8, Downs 0.5-4, Johnson 0.5-4
	UF - Evans 1-7, McCray 1-6, Bostic 1-5, Jacobs 1-1
<b>Interceptions</b>	LSU - None
	UF - Watkins 1-2

## NO. 4/6 FLORIDA 31, VANDERBILT 17

October 13, 2012

Vanderbilt Stadium (Attendance: 40,350)  
Nashville, Tenn.

Jeff Driskel scored three touchdowns and ran for 177 yards to lead the Gators to a 31-17 win over Vanderbilt. Driskel's third touchdown, a 70-yarder, iced the game with 2:20 remaining and came after the hosts had cut the lead to seven. The teams combined for 23 points in a wild fourth quarter. Florida did most of its damage on the night on the ground, finishing with 403 yards of offense, 326 on the ground. Shortly after Caleb Sturgis hit his third field goal of the night, a 26-yarder to put the Gators up, 24-14, Vanderbilt responded with a 22-yard field goal to cut it to a one-score game. Driskel's final touchdown run of the night proved to be too much to overcome. Zac Stacy scored on a 1-yard run midway through the fourth quarter to pull Vanderbilt within 21-14, but Andre Debose responded with a 60-yard kickoff return to set up the Sturgis field goal and extend UF's lead. Florida had scored 21-straight points to grab a 21-7 lead before the Commodores became the first team to score in the fourth quarter against the Gators this season. Another touchdown re-energized Vanderbilt after it appeared the Gators were poised to break the game open. Solomon Patton raced 54 yards with a fake punt and Driskel scored on a 13-yard run to give the Gators an 18-7 lead. The scoring drive came after UF thwarted a huge drive by the Commodores, who had a first down at the UF 6. A false-start penalty and 14-yard sack by Josh Evans forced Vandy to settle for a 44-yard field-goal attempt instead. The kick was blocked by Earl Okine and recovered by Loucheiz Purifoy at the 38. Neiron Ball recovered a fumble to set up a 29-yard field goal by Sturgis to give the Gators a two-touchdown lead. Jon Bostic set up Sturgis' field goal by sacking Jordan Rodgers and forcing a fumble at the Vanderbilt 16 that Ball pounced on. Unable to punch it in, the Gators settled for a short field goal from Sturgis. Florida led 11-7 at halftime after a Driskel rushing touchdown and Trey Burton two-point conversion. Sturgis kicked a 23-yard field with 10 seconds left in the first half. Vandy had scored first when Rodgers hit Jordan Matthews for a 10-yard touchdown pass to give the Commodores a 7-0 lead.

Score by Quarters	1	2	3	4	Score
Florida	0	11	7	13	31
Vanderbilt	7	0	0	10	17

### SCORING SUMMARY

Qtr	Time	Scoring Play	UF-VU
1st	6:45	VU - Matthews, J. 10 yd pass from Rodgers, J. (Spear, C. kick) 6-66 2:37	UF 0 - VU 7
2nd	11:27	UF - Driskel, J. 37 yd run (Burton, T. rush), 11-91 5:01	UF 8 - VU 7
	0:10	UF - Sturgis, C. 23 yd field goal, 12-83 3:09	UF 11 - VU 8
3rd	4:31	UF - Driskel, J. 13 yd run (Sturgis, C. kick), 5-62 1:46	UF 18 - VU 7
4th	13:30	UF - Sturgis, C. 29 yd field goal, 4-3 1:25	UF 21 - VU 7
	8:57	VU - Stacy, Z. 1 yd run (Fowler, R. kick), 11-75 4:33	UF 21 - VU 14
	5:22	UF - Sturgis, C. 26 yd field goal, 6-28 3:23	UF 24 - VU 17
	2:35	VU - Spear, C. 22 yd field goal, 7-71 2:47	UF 24 - VU 21
	2:20	UF - Driskel, J. 70 yd run (Sturgis, C. kick), 1-70 0:11	UF 31 - VU 17

### TEAM STATISTICS

	UF	VU
First Downs	15	23
Rushes-Yards (Net)	35-326	47-126
Passing Yards (Net)	77	237
Passes Att-Comp-Int.	11-20-0	17-31-0
Total Offense Plays-Yards	55-403	78-363
Punt Returns-Yards	1-6	1-11
Kickoff Returns-Yards	2-67	3-53
Punts-Average	5-46.2	5-44.6
Fumbles-Lost	1-0	1-1
Penalties-Yards	10-80	4-33
Possession Time	26:50	33:10
Sacks By: Number-Yards	3-32	1-4

### INDIVIDUAL STATISTICS

<b>Passing</b>	UF - Driskel 11-20-0-77 (0 TD)
	VU - Rodgers 17-31-0-237 (1 TD)
<b>Rushing</b>	UF - Driskel 11-177 (3 TD), Gillislee 17-67, Patton 1-54, Hines 2-16, Burton, T. 2-10, Brown 1-3
	VU - Stacy 24-86, Tate 10-66, Kimbrow 1-2, Rodgers 11(-27)
<b>Receiving</b>	UF - Reed 2-14, Gillislee 2-12, Dunbar 1-21, Hines 1-9, Burton, T. 1-8, Burton, C. 1-6, Andrades 1-5, Hammond 1-2, Taylor 1-0
	VU - Matthews 8-131, Scheu 3-21, Boyd 1-37, Krause 1-23, Stacy 1-16, Grady 1-6, Kentera 1-4, Tate 1(-1)
<b>Sacks</b>	UF - Evans 1-14, Bostic 1-9, Roberson 1-9
	VU - Butler 1-4
<b>Interceptions</b>	UF - None
	VU - None

## NO. 3/4 FLORIDA 44, NO. 9/8 SOUTH CAROLINA 11

October 20, 2012

Ben Hill Griffin Stadium at Florida Field (Attendance: 90,883, 5th-highest in UF history)  
Gainesville, Fla.

Jeff Driskel threw four touchdown passes and Florida dismantled South Carolina, 44-11, in a key SEC East showdown at The Swamp. The win moved the Gators to 7-0 overall and 6-0 in SEC, while South Carolina (6-2/5-2 SEC) dropped its second-straight game. Driskel threw two touchdown passes to Jordan Reed and one each to Quinton Dunbar and Frankie Hammond, while Omarius Hines and Matt Jones had touchdown runs. Adam Yates hit three field goals for South Carolina. Florida was opportunistic, turning three first-half turnovers into 21 points. On the game's first play, disaster struck for the Gamecocks when Loucheiz Purifoy stripped quarterback Connor Shaw of the ball and Larentee McCray recovered at the 2-yard line. Facing a third-and-goal, Driskel hit Reed for a 3-yard touchdown pass and the Gators grabbed a 7-0 lead just :59 into the game. South Carolina responded with a 15-play, 61-yard drive before Yates made a 35-yard field goal. USC came back with another long drive early in the second quarter, marching 52 yards all the way to the Florida 28-yard line, where Yates set up for another FG attempt. Trouble with the hold led to a low kick and Sharrif Floyd blocked it to keep the game at 7-3. Following a Florida punt, the Gators were once again opportunistic, as Trey Burton stripped Ace Sanders on the return, and Burton scooped up the loose ball and set the Gators up at the South Carolina 29. Facing a 3rd and 6, Driskel hit Dunbar, who shook a tackle and took it in from 13 yards out for a 14-3 lead. On the ensuing kick, Solomon Patton stripped Damiere Byrd and Chris Johnson recovered for the Gators and returned it to the USC 1-yard line. Moments later, Driskel hit Reed for his third touchdown pass of the game. Yates connected on a 51-yard field goal as the clock expired in the first half. After the break, the Gators put together their best drive of the game, marching 59 yards on 10 plays, ending on a 6-yard run by Hines. The extra-point attempt by Caleb Sturgis was blocked, however, and Victor Hampton returned it for two points, making it a 27-8 game. Florida added to the scoring on a 42-yard field goal from Sturgis and made it 37-8 late in the third quarter when Driskel hit Hammond for a 6-yard touchdown pass. Yates connected on his third field goal that made it 37-11 and Jones scored his first rushing touchdown of his career to close out the scoring.

Score by Quarters	1	2	3	4	Score
South Carolina	3	3	2	3	11
Florida	7	14	16	7	44

### SCORING SUMMARY

Qtr	Time	Scoring Play	USC-UF
1st	14:01	UF - Reed, J. 3 yd pass from Driskel, J. (Sturgis, C. kick), 3-2 0:47	USC 0 - UF 7
	7:03	USC - Yates, A. 35 yd field goal, 15-61 6:58	USC 3 - UF 7
2nd	3:00	UF - Dunbar, Q. 13 yd pass from Driskel, J. (Sturgis, C. kick), 6-29 3:33	USC 3 - UF 14
	2:02	UF - Reed, J. 1 yd pass from Driskel, J. (Sturgis, C. kick) 2-1 0:48	USC 3 - UF 21
3rd	0:00	USC - Yates, A. 51 yd field goal, 6-31 0:47	USC 6 - UF 21
	9:00	UF - Hines, O. 6 yd run (Sturgis, C. kick blocked), 10-59 6:00	USC 6 - UF 27
	9:00	USC - Hampton, V. PAT return	USC 8 - UF 27
	4:51	UF - Sturgis, C. 42 yd field goal, 6-26 2:46	USC 8 - UF 30
4th	0:14	UF - Hammond, F. 6 yd pass from Driskel, J. (Sturgis, C. kick), 7-44 3:10	USC 8 - UF 37
	7:17	USC - Yates, A. 30 yd field goal, 10-68 2:32	USC 11 - UF 37
	5:54	UF - Jones, M. 1 yd run (Sturgis, C. kick), 3-11 1:23	USC 11 - UF 44

### TEAM STATISTICS

	USC	UF
First Downs	17	14
Rushes-Yards (Net)	26-36	48-89
Passing Yards (Net)	155	94
Passes Att-Comp-Int.	17-40-1	12-17-0
Total Offense Plays-Yards	66-191	65-183
Punt Returns-Yards	3-(-13)	1-19
Kickoff Returns-Yards	5-79	2-74
Punts-Average	7-39.6	7-54.3
Fumbles-Lost	4-3	0-0
Penalties-Yards	3-26	7-74
Possession Time	24:32	35:28
Sacks By: Number-Yards	3-25	4-23

### INDIVIDUAL STATISTICS

<b>Passing</b>	USC - Shaw 9-20-0-72 (0 TD), Thompson 8-20-1-83 (0 TD)
	UF - Driskel 11-16-0-93 (4 TD), Burton, T. 1-1-0-1 (0 TD)
<b>Rushing</b>	USC - Davis 6-20, Miles 5-15, Lattimore 3-13, Ellington 1-3, Shaw 9-(-2), Thompson 2-(-13)
	UF - Gillislee 19-37, Brown 5-18, Patton 2-15, Jones 3-11 (TD), Burton, T. 5-10, Hines 2-9 (TD), Driskel 9-(-5)
<b>Receiving</b>	USC - Moore 3-23, Sanders 2-32, Cunningham 2-13, Lattimore 2-9, Miles 2-5, Anderson 1-20, Smith 1-16, Brent 1-14, Adams 1-12, Davis 1-6, Jones 1-5
	UF - Reed 4-44 (2 TD), 2-29 (TD), Hammond 2-16 (TD), Hines 2-7, Joyer 1-1, Gillislee 1-(-3)
<b>Sacks</b>	USC - Taylor 1-9, Clowney 1-8, Holloman 1-8
	UF - Fowler 1-10, Jenkins 1-8, Easley 1-3, Orr 1-2
<b>Interceptions</b>	USC - None
	UF - Gorman 1-3

## NO. 3/3 FLORIDA 9, NO. 12/11 GEORGIA 17

October 27, 2012

EverBank Field (Attendance: 84,644)  
Jacksonville, Fla.

In a showdown of the SEC East's top-two teams, Florida couldn't overcome six turnovers and Georgia's defensive pressure, as the Gators fell from the ranks of the unbeaten dropping a 17-9 decision at EverBank Field. Aaron Murray hit Malcolm Mitchell with a 45-yard touchdown with 7:11 to go to extend Georgia's one-point lead to 17-9. The Gators (7-1/6-1 SEC) then drove all the way to the Georgia (7-1/5-1 SEC) 18-yard line, where Jeff Driskel hit Jordan Reed with a pass over the middle. However, Jarvis Jones pried the ball from Reed and the Bulldogs recovered in the end zone with 2:05 remaining and ran out the clock. Todd Gurley scored an early 10-yard touchdown run for Georgia, to go along with a 29-yard field goal by Marshall Morgan, and Caleb Sturgis made three field goals for Florida. The game was decided by the Gators' inability to do the one thing they've done so well all year — protect the ball, as they turned it over six times, three in each half, after having only four turnovers in seven games entering the contest. After the Gators received the opening kickoff, Driskel was sacked by Damian Swann on the game's third play and Jones pounced on the ball, setting up Georgia at the Florida 20-yard line. Three plays later, Gurley scampered in from 10 yards out to give Georgia a 7-0 lead. As Georgia looked like it was poised to add to its lead, marching to the Florida 8-yard line and facing a third down, Murray was once again picked off, this time by Josh Evans and once again the result of a deflected pass. Following the interception, the Gators were finally to sustain a drive and marched 70 yards on 15 plays to get on the board on a 38-yard field goal from Sturgis. On the following drive, the Gators picked off Murray for the third time on the afternoon, this time by Matt Elam, who took advantage of an overthrow. Elam returned the pick to the Georgia 11-yard line. Unable to punch the ball in, the Gators got a 22-yard field goal from Sturgis to cut the lead to 7-6. The Gators were poised to take the lead late in the half, mounting a 55-yard drive in the closing minute that gave UF a first-and-goal at the Georgia 5-yard line. Driskel, however, was intercepted in the end zone of the half's final play, negating a chance for the Gators to go to the locker room with a lead. Early in the second half, Driskel was intercepted as he was hit as he threw and Swann intercepted the pass at the 40 and returned it to the Florida 25. After getting as close as the 12-yard line, Florida's defense buckled down and forced a 29-yard field goal from Marshall Morgan to make it 10-6 early in the third quarter. In the fourth quarter, Florida's defense forced a punt from deep in Georgia territory, setting the Gators up at the Bulldogs' 43-yard line. On the first play, Driskel darted for 20 yards down to the 23-yard line. A substitution violation and a sack, however, backed the Gators up setting up a 50-yard field goal attempt that Sturgis nailed to make it a 10-9 game. The Gators appeared to seize momentum in the game and were poised to get the ball back after a defensive stop on the ensuing drive. A defensive holding penalty on Dominique Easley extended the drive, however, and Murray got hot, ultimately connecting with Mitchell on the 45-yard strike with 7:11 to go to put the Bulldogs up 17-9.

Score by Quarters	1	2	3	4	Score
Florida	0	6	0	3	9
Georgia	7	0	3	7	17

### SCORING SUMMARY

Qtr	Time	Scoring Play	UF-UGA
1st	12:02	UGA - Gurley, T. 10 yd run (Morgan, M. kick), 3-20 1:23	UF 0 - UGA 7
2nd	7:05	UF - Sturgis, C. 38 yd field goal, 15-70 6:28	UF 3 - UGA 7
	2:43	UF - Sturgis, C. 22 yd field goal, 4-6 1:18	UF 6 - UGA 7
3rd	8:34	UGA - Morgan, M. 29 yd field goal, 5-13 1:22	UF 6 - UGA 10
4th	9:41	UF - Sturgis, C. kick 50 yd field goal, 5-10 2:09	UF 9 - UGA 10
	7:11	UGA - Mitchell, M. 45 yd pass from Murray, A. (Morgan, M. kick), 7-75 2:30	UF 9 - UGA 17

### TEAM STATISTICS

	UF	UGA
First Downs	15	14
Rushes-Yards (Net)	41-81	35-123
Passing Yards (Net)	185	150
Passes Att-Comp-Int.	15-28-2	12-24-3
Total Offense Plays-Yards	69-266	59-273
Punt Returns-Yards	1-1	1-(-2)
Kickoff Returns-Yards	4-84	2-33
Punts-Average	3-46.7	5-37.2
Fumbles-Lost	6-4	0-0
Penalties-Yards	10-95	14-132
Possession Time	33:41	26:19
Sacks By: Number-Yards	0-0	5-40

### INDIVIDUAL STATISTICS

<b>Passing</b>	UF - Driskel 14-26-2-185 (0 TD), Burton, T. 1-1-0-0 (0 TD)
	UGA - Murray 12-24-3-150 (1 TD)
<b>Rushing</b>	UF - Gillislee 22-77, Debose 1-6, Hines 1-4, Patton 1-0, Burton, T. 3-(-2), Driskel 13-(-4)
	UGA - Gurley 27-118 (TD), Marshall 4-4, Murray 2-3
<b>Receiving</b>	UF - Reed 5-74, Dunbar 3-40, Gillislee 2-40, Burton, T. 2-23, Joyer 1-6, Brown 1-2, Hines 1-0
	UGA - Mitchell 5-74 (TD), Brown 2-30, Gurley 2-23, Hall 1-10, Conley 1-10, Ogletree 1-3
<b>Sacks</b>	UF - None
	UGA - Jones 3-22, Rambo 1-12, Swann 1-6
<b>Interceptions</b>	UF - Elam 1-31, Ball 1-5, Evans 1-4
	UGA - Swann 1-15, Rambo 1-10

## NO. 8/8 FLORIDA 14, MISSOURI 7

November 3, 2012

Ben Hill Griffin Stadium at Florida Field (Attendance: 90,496)  
Gainesville, Fla.

Florida rallied in the second half for the fourth time this season, edging SEC newcomer Missouri, 14-7, at The Swamp. Mike Gillislee took a short pass from Jeff Driskel and went 45 yards for a touchdown with 13:32 remaining for the winning score. It wasn't until Josh Evans picked off James Franklin in the end zone with :05 left and Missouri at the Gators' 21-yard line that Florida could finally breathe a sigh of relief. The Gators picked off Franklin four times on the day. The Gators clinched a share of the SEC East with the win. Florida (8-1, 7-1 SEC) rallied for 14 second-half points, getting a 36-yard touchdown run from Omarius Hines in the third quarter in addition to Gillislee's game-winning touchdown. The Gators trailed Missouri (4-5, 1-5 SEC), 7-0, at the half after the Tigers capitalized on a Gillislee fumble in UF territory, getting a 1-yard touchdown run by Kendial Lawrence. The Gators appeared to make the first impact play of the game early in the second quarter, when Jaylen Watkins intercepted Franklin and returned it to the Missouri 19-yard line. The Gators marched backwards 10 yards, however, via a 5-yard loss by Gillislee and a false start and had to settle for a 47-yard field goal attempt for Caleb Sturgis, who entered the game with a sore ankle. His attempt was blocked and the game remained scoreless. Midway through the second quarter, the game swung when Gillislee fumbled at the Florida 27-yard line and E.J. Gaines pounced on the ball. Franklin hit T.J. Moe with a 12-yard gain and L'Damian Washington with a 9-yard pass to the Florida 6-yard line. Lawrence then carried it in from a yard out to give the Tigers a 7-0 lead late in the first half. Early in the second half, the Gators pinned Missouri at its 3-yard line after a Kyle Christy punt. After forcing a three-and-out, De'Ante Saunders returned Missouri's punt to the Tigers' 40-yard line, setting up the Gators in prime position. Two plays later, the Gators lined up in the Wildcat with Trey Burton under center and Hines went around the right side and raced down the sideline for a 36-yard touchdown to tie the game. Missouri marched 12 plays and 68 yards all the way down the Gators' 7-yard line on the ensuing drive but Loucheiz Purifoy blocked Andrew Baggett's 25-yard field goal attempt and the game remained tied. The Tigers once again appeared poised to grab the lead, marching into Gator territory again. Franklin overthrew a wide open receiver over the middle and Matt Elam intercepted Franklin at the 4-yard line and returned it 42 yards to the UF 46-yard line. The Gators appeared to take the lead on a 43-yard pass from Driskel to Frankie Hammond but a holding penalty negated the score. Two plays later, however, Driskel dumped off a short pass to Gillislee, who weaved his way through the Missouri defense and into the end zone from 45 yards out to give Florida its first lead, 14-7. Missouri mounted one last attempt. After Brad Phillips missed a 25-yard field-goal try Missouri marched from its own 20 to the Gators' 21-yard line. Facing a fourth-and-6 from the UF 21 with :11 remaining, Franklin threw his fourth and final pick into the end zone as Evans claimed the ball and secured the win for the Gators.

Score by Quarters	1	2	3	4	Score
Missouri	0	7	0	0	7
Florida	0	0	7	7	14

### SCORING SUMMARY

Qtr	Time	Scoring Play	MU-UF
2nd	6:10	MU - Lawrence, K. 1 yd run (Baggett, A. kick), 6-27 2:27	MU 7 - UF 0
3rd	9:03	UF - Hines, O. 36 yd run (Phillips, B. kick), 2-40 0:46	MU 7 - UF 7
4th	13:32	UF - Gillislee, M. 45 yd pass from Driskel, J. (Phillips, B. kick), 4-54 1:39	MU 7 - UF 14

### TEAM STATISTICS

	MU	UF
First Downs	23	11
Rushes-Yards (Net)	35-99	33-170
Passing Yards (Net)	236	106
Passes Att-Comp-Int.	24-51-4	12-23-0
Total Offense Plays-Yards	86-335	56-276
Punt Returns-Yards	2-22	3-23
Kickoff Returns-Yards	1-25	2-24
Punts-Average	7-41.1	8-41.4
Fumbles-Lost	0-0	2-1
Penalties-Yards	5-25	4-25
Possession Time	33:57	26:03
Sacks By: Number-Yards	0-0	4-35

### INDIVIDUAL STATISTICS

<b>Passing</b>	MU - Franklin 24-51-4-236 (0 TD)
	UF - Driskel 12-23-0-106 (1 TD)
<b>Rushing</b>	MU - Lawrence 18-34 (TD), Murphy 4-32, Franklin 11-29, Berkstresser 2-4
	UF - Gillislee 16-68, Hines 1-36, Driskel 6-31, Jones 6-24, Burton 1-8, Brown 2-6
<b>Receiving</b>	MU - Green-Beckham 6-73, McGaffie 4-47, Murphy 3-20, Moe 3-12, Lucas 2-28, Sasser 2-26, Washington 2-23, McGriff-Culver 1-5, Lawrence 1-2
	UF - Reed 3-16, Burton, T. 2-29, Dunbar 2-13, Hammond 2-10, Gillislee 1-45, Hines 1-0, Brown 1-(-7)
<b>Sacks</b>	MU - None
	UF - Bullard 1.5-13, Jenkins 1-11, Fowler 1-7, Easley 0.5-4
<b>Interceptions</b>	MU - None
	UF - Elam 1-42, Bostic 1-24, Watkins 1-16, Evans 1-0

## NO. 7/7 FLORIDA 27, LOUISIANA 20

November 10, 2012

Ben Hill Griffin Stadium at Florida Field (Attendance: 86,482)  
Gainesville, Fla.

Loucheiz Purifoy blocked a punt and Jelani Jenkins returned it 36 yards with :02 remaining as Florida (9-1 overall, 7-1 SEC) stunned Louisiana (5-4, 3-2 Sun Belt) with 14 points in the final 1:42 to win, 27-20. Jacoby Brissett, who came on in relief for an injured Jeff Driskel, hit Quinton Dunbar with a 3-yard touchdown pass with 1:42 left to tie the game. The Gator defense forced a three-and-out on the ensuing drive and the Gators called time out with :13 left, forcing Louisiana to punt. Purifoy broke through and blocked the punt and Jenkins returned it 36 yards to send The Swamp crowd into pandemonium. After trailing 13-3, Louisiana had rallied for 17-straight points, including a 22-yard blocked punt return of its own for a touchdown to take a 20-13 fourth-quarter lead. Bradley Brown blocked the Kyle Christy punt and Blake Commie scooped it up to give the Ragin' Cajuns their first lead of the game with 4:03 left in the third quarter. Brett Baer added a 22-yard field goal early in the fourth quarter to extend the Ragin' Cajuns lead to 20-13. The Gator offense struggled much of the day and the challenge got harder when Brissett entered late in the third quarter for Driskel, who went down with an ankle injury and never returned. The offense did little in the fourth quarter until the Gators took over with 2:56 to go at the Louisiana 49-yard line and needed four plays to tie the game. Brissett hit Jordan Reed over the middle for a 39-yard gain to the Louisiana 3-yard line, then finished the drive with the scoring pass to Dunbar. Florida at one point had built a 13-3 lead with a 2-yard touchdown pass from Driskel to Trey Burton with :07 left in the first half and a 21-yard field goal from Caleb Sturgis on the opening drive of the third quarter. After struggling early, Florida pieced back-to-back solid drives to end the first half and start the second to break a 3-3 tie. Driskel's touchdown pass to Burton capped a 9-play, 85-yard touchdown drive. After receiving the kick in the second half, the Gators marched 72 yards on six plays and got a 21-yard field goal from Sturgis to make it 13-3. Omarius Hines took the opening play of the half 30 yards and was aided with a 15-yard face mask, while Driskel showed his wheels with a 24-yard run to the Louisiana 5-yard line to set up the field goal. Louisiana responded with a 9-play, 77-yard drive on its first possession of the second half, capping it with a 2-yard touchdown run by Alonzo Harris to cut it to 13-10. After stopping the Gators on the ensuing drive, Brown got through and blocked Christy's punt and Commie gave Louisiana its first lead, then Baer made it 20-13 with 13:11 to go. As the game started, the Gators took advantage of an early turnover to strike first on a 38-yard field goal by Sturgis. The Ragin' Cajuns got back into it with Brett Baer's 49-yard field goal with 4:02 left in the first quarter.

Score by Quarters	1	2	3	4	Score
Louisiana	3	0	14	3	20
Florida	3	7	3	14	27

### SCORING SUMMARY

Qtr	Time	Scoring Play	UL-UF
1st	11:22	UF - Sturgis, C. 38 yd field goal, 4-7 2:14	UL 0 - UF 3
	4:02	UL - Baer, B. 49 yd field goal, 5-53 1:36	UL 3 - UF 3
2nd	0:07	UF - Burton, T. 2 yd pass from Driskel, J. (Sturgis, C. kick), 9-85 2:14	UL 3 - UF 10
	12:43	UF - Sturgis, C. 21 yd field goal, 6-72 2:17	UL 3 - UF 13
3rd	8:35	UL - Harris, A. 2 yd run (Baer, B. kick), 9-77 4:08	UL 10 - UF 13
	4:03	UL - Commie, B. 22 yd blocked punt return (Baer, B. kick)	UL 17 - UF 13
	13:11	UL - Baer, B. 22 yd field goal, 12-77 4:07	UL 20 - UF 13
4th	1:42	UF - Dunbar, Q. 3 yd pass from Brissett, J. (Sturgis, C. kick), 4-49 1:14	UL 20 - UF 20
	0:02	UF - Jenkins, J. 36 yd blocked punt return (Sturgis, C. kick)	UL 20 - UF 27

### TEAM STATISTICS

	UL	UF
First Downs	12	16
Rushes-Yards (Net)	30-96	34-149
Passing Yards (Net)	171	162
Passes Att-Comp-Int.	16-23-0	19-26-0
Total Offense Plays-Yards	53-267	60-311
Punt Returns-Yards	1-41 (TD)	3-52 (TD)
Kickoff Returns-Yards	5-77	5-75
Punts-Average	7-36.7	8-39.9
Fumbles-Lost	2-1	1-0
Penalties-Yards	5-45	10-79
Possession Time	28:09	31:51
Sacks By: Number-Yards	5-24	1-2

### INDIVIDUAL STATISTICS

<b>Passing</b>	UL - Broadway 16-23-0-171 (0 TD)
	UF - Driskel 13-16-0-98 (1 TD), Brissett 6-8-0-64 (1 TD), Reed 0-1-0-0 (0 TD)
<b>Rushing</b>	UL - Harris 20-68 (TD), Peoples 3-22, Broadway 6-8
	UF - Driskel 12-76, Gillislee 14-45, Hines 3-37, Burton, T. 1-3, Jones 1-(-3), Brissett 2-(-7)
<b>Receiving</b>	UL - Peoples 10-73, Maxwell 3-34, Sargent 1-48, Brown 1-8, Thompson 1-8
	UF - Reed 5-85, Dunbar 4-25 (TD), Gillislee 4-8, Hines 3-29, Burton 2-9 (TD), Hammond 1-6
<b>Sacks</b>	UL - Onyenekwu 2.5-10, Anderson 1-10, Hagans 1-1, Ringo 0.5-3
	UF - Easley 1-2
<b>Interceptions</b>	UL - None
	UF - None

## NO. 7/7 FLORIDA 23, JACKSONVILLE STATE 0

November 17, 2012

Ben Hill Griffin Stadium at Florida Field (Attendance: 82,691)  
Gainesville, Fla.

Seventh-ranked Florida (10-1, 7-1 SEC) used a touchdown run from Mike Gillislee, a trio of field goals from Caleb Sturgis and an interception return for a touchdown by Jon Bostic to defeat Jacksonville State, 23-0, on Senior Day in The Swamp. With the win, the Gators finished perfect at home in 2012 and 7-0 in The Swamp for just the third time in school history (2006, 2009). Gillislee ran for 122 yards on 20 carries, keying a Gator offense that amassed 356 yards of offense. Florida established the run, rushing 36 times for 202 yards, as Matt Jones added 65 yards on eight carries. Jacoby Brissett, starting in place of the injured Jeff Driskel, finished 14-of-22 passing for 154 yards. The story of the day was Florida's defense, which posted its second shutout of the season and limited Jacksonville State to 242 yards, just 38 yards in the second half. Florida won the kick but deferred to the second half and Jacksonville State nearly pounced on the opportunity. On the game's first offensive play, Marques Ivory hit Kevyn Cooper for a 76-yard pass that took the Gamecocks all the way from their 17-yard line to the Gators' 7. The Gators' defense stood tall once the Gamecocks got inside the 10-yard line and forced a 25-yard field goal attempt by Griffin Thomas that sailed wide left. The Gators then put together a 12-play, 80-yard drive, using nearly seven minutes off the clock, to take the lead. Florida stuck to the ground on its first drive, running the ball on 11 of 12 plays. Gillislee's 7-yard burst up the middle capped the drive and gave the Gators a 7-0 lead with 6:02 left in the first quarter. On the Gators' second possession, they marched 61 yards on six plays and got a 21-yard field goal from Caleb Sturgis. Jacksonville State marched 71 yards on 10 plays, taking up over 5:00 of clock in the second quarter, but for the second time they came up short, missing a second field goal when Thomas pushed his second attempt wide right. Florida appeared to add to its lead when Jacoby Brissett hit Omarius Hines for what was originally ruled a 19-yard touchdown. The play was reviewed and Hines stepped out of bounds at the 4-yard line. The Gators then marched backwards to the 10-yard line and were forced to settle for a 27-yard attempt from Sturgis, which was blocked as the score remained 10-0. Early in the second half, the Gators added to their lead when Bostic stepped in front of Ivory's pass and returned it seven yards for his first career interception return for a touchdown to increase the lead to 17-0. Sturgis added his second field goal of the game with 14:06 remaining, connecting on a 44-yard attempt to make it 20-0. The Gators had a 47-yard field goal from Sturgis to increase the lead to 23-0 with 11:41 to go.

Score by Quarters	1	2	3	4	Score
Jacksonville State	0	0	0	0	0
Florida	10	0	7	6	23

### SCORING SUMMARY

Qtr	Time	Scoring Play	JSU-UF
1st	6:02	UF - Gillislee, M. 7 yd run (Sturgis, C. kick), 12-80 6:51	JSU 0 - UF 7
	2:22	UF - Sturgis, C. 21 yd field goal, 6-61 2:14	JSU 0 - UF 10
3rd	10:38	UF - Bostic, J. 7 yd interception return (Sturgis, C. kick)	JSU 0 - UF 17
4th	14:06	UF - Sturgis, C. 44 yd field goal, 8-33 4:09	JSU 0 - UF 20
	11:41	UF - Sturgis, C. 47 yd field goal, 4-2 1:26	JSU 0 - UF 23

### TEAM STATISTICS

	JSU	UF
First Downs	12	18
Rushes-Yards (Net)	29-48	36-202
Passing Yards (Net)	194	154
Passes Att-Comp-Int.	16-28-1	14-22-0
Total Offense Plays-Yards	57-242	58-356
Punt Returns-Yards	0-0	1-31
Kickoff Returns-Yards	3-43	1-29
Punts-Average	8-39.8	4-42.2
Fumbles-Lost	0-0	0-0
Penalties-Yards	5-36	5-35
Possession Time	29:24	30:36
Sacks By: Number-Yards	1-1	2-4

### INDIVIDUAL STATISTICS

<b>Passing</b>	<b>JSU</b> - Ivory 14-25-1-169 (0TD), Coates 1-2-0-5 (0TD), Bonner 1-1-0-20 (0TD) <b>UF</b> - Brissett 14-22-0-154 (0TD)
<b>Rushing</b>	<b>JSU</b> - James 13-30, Pope 3-13, Ealey 6-9, Brown 2-2, Bonner 1-1, Ivory 1-(-2), Coates 1-(-2), Blanchard 2-(-3) <b>UF</b> - Gillislee 20-122 (TD), Jones 8-65, Burton, T. 3-14, Hines 1-5, Brissett 2-(-2)
<b>Receiving</b>	<b>JSU</b> - Smith 5-48, Cooper 3-93, Bonner 3-23, Ealey 2-13, Brown 2-12, Ellis 1-5 <b>UF</b> - Hines 3-37, Dunbar 3-29, Burton, T. 3-26, Reed 2-42, Hammond 1-11, Gillislee 1-8, Jones 1-1
<b>Sacks</b>	<b>JSU</b> - Gayton 1-1 <b>UF</b> - Evans 0.5-1, Fowler 0.5-1, Jacobs 0.5-1, Easley 0.5-1
<b>Interceptions</b>	<b>JSU</b> - None <b>UF</b> - Bostic 1-7

## NO. 6/6 FLORIDA 37, NO. 10/5 FLORIDA STATE 26

November 24, 2012

Doak Campbell Stadium at Bobby Bowden Field (Attendance: 83,429)  
Tallahassee, Fla.

Sixth-ranked Florida ran over Florida State and the nation's No. 1-ranked defense in the fourth quarter, erupting for 24 points in the final period for a smashing 37-26 victory. Mike Gillislee became the first UF player to reach the 1,000-yard milestone in a season since 2004, carrying 24 times for a 140 yards and two scores, including a 37-yard touchdown blast in the fourth quarter that gave the Gators (11-1) the lead for good. Matt Jones added 81 yards on 10 carries, with a 32-yard scoring run late to ice the game. FSU (10-2) came into the game allowing just 236 total yards and only 70.6 on the ground per game. UF finished with 394 total yards, including 244 rushing. The best defense on the field turned out to be Florida's, which forced five turnovers in the game, four by Seminoles' E.J. Manuel, who rushed for a touchdown on the game's final play. FSU led 20-16 when the game turned on a sack by safety Matt Elam and a clean-up hit from linebacker Antonio Morrison, who jarred the ball loose from Manuel that Dominique Easley recovered at the FSU 37. On the very next play, Gillislee sped practically untouched into the end zone. After FSU backup quarterback Clint Trickett went three-and-out, UF's Marcus Roberson returned a punt 50 yards -- the longest by a Gator in four years -- to the FSU 32. Five plays later, quarterback Jeff Driskel rolled right and hit Quinton Dunbar, who scooted into the end zone. UF drew within 20-16 on a 32-yard field goal by Caleb Sturgis, his third field goal of the game, and three plays later forced the Manuel fumble. Manuel threw a touchdown pass and ran for another score, as Florida State erased a 13-point deficit to take a 20-13 lead in the 3rd quarter. Mere moments after Manuel fired a 6-yard touchdown pass to Nick O'Leary to pull FSU to within 13-10, Driskel fumbled a handoff to Gillislee and Bjoern Werner plucked the ball from midair. Manuel walked untouched into the end zone for Florida State's first lead of the game at the 8:30 mark of the third quarter. Dustin Hopkins bombed a 53-yard field goal with 4:24 to go in the third period to give the home team a 20-13 advantage. A touchdown run by Gillislee and two field goals from Sturgis had Florida up 13-3 at halftime. Hopkins got the Seminoles on the board with a 50-yard field goal as time expired in the first half.

Score by Quarters	1	2	3	4	Score
Florida	3	10	0	24	37
Florida State	0	3	17	6	26

### SCORING SUMMARY

Qtr	Time	Scoring Play	UF-FSU
1st	9:13	UF - Sturgis, C. 39 yd field goal, 14-54 5:47	UF 3 - FSU 0
2nd	6:53	UF - Sturgis, C. 45 yd field goal, 10-54 4:59	UF 6 - FSU 0
	5:26	UF - Gillislee, M. 9 yd run (Sturgis, C. kick), 3-21 1:20	UF 13 - FSU 0
	0:00	FSU - Hopkins, D. 50 yd field goal, 9-56 2:10	UF 13 - FSU 3
3rd	10:27	FSU - O'Leary, 6 yd pass from Manuel (Hopkins, D. kick) 4-25, 1:06	UF 13 - FSU 10
	8:30	FSU - Manuel, E. 1 yd run (Hopkins, D. kick), 2-26 1:49	UF 13 - FSU 17
	4:24	FSU - Hopkins, D. 53 yd field goal, 4-13, 1:15	UF 13 - FSU 20
4th	13:27	UF - Sturgis, C. 32 yd field goal, 13-64 5:53	UF 16 - FSU 20
	11:01	UF - Gillislee, M. 37 yd run (Sturgis, C. kick), 1-37 0:08	UF 23 - FSU 20
	7:00	UF - Dunbar, Q. 14 yd pass from Driskel, (Sturgis, C. kick), 5-32 2:23	UF 30 - FSU 20
	2:33	UF - Jones, M. 32 yd run (Sturgis, C. kick), 4-56 1:25	UF 37 - FSU 20
	0:00	FSU - Manuel, E. 22 yd run, 11-77 2:28	UF 37 - FSU 26

### TEAM STATISTICS

	UF	FSU
First Downs	21	20
Rushes-Yards (Net)	47-249	25-117
Passing Yards (Net)	150	193
Passes Att-Comp-Int.	16-25-0	19-36-3
Total Offense Plays-Yards	72-399	61-310
Punt Returns-Yards	1-50	3-66
Kickoff Returns-Yards	3-57	5-112
Punts-Average	4-43.2	3-41.3
Fumbles-Lost	1-1	3-2
Penalties-Yards	12-101	3-20
Possession Time	36:20	23:40
Sacks By: Number-Yards	2-20	4-43

### INDIVIDUAL STATISTICS

<b>Passing</b>	<b>UF</b> - Driskel 15-23-0-147 (1 TD), Burton, T. 1-2-0-3 (0TD) <b>FSU</b> - Manuel 18-33-3-187 (1 TD), Trickett 1-2-0-6 (0TD)
<b>Rushing</b>	<b>UF</b> - Gillislee 24-140 (2 TD), Jones 8-81 (TD), Burton, T. 1-24, Hines 2-11, Purifoy 1-8, Driskel 11-(-15) <b>FSU</b> - Manuel 12-54 (2 TD), Freeman 8-37, Wilder 3-18, Pryor 1-8
<b>Receiving</b>	<b>UF</b> - Reed 4-54, Dunbar 4-25 (TD), Hammond 3-26, Gillislee 2-22, Hines 2-20, Burton, T. 1-3 <b>FSU</b> - Greene 5-65, Shaw 5-58, Wilder 4-36, Smith 2-7, Freeman 1-16, O'Leary 1-6 (TD), Dent 1-5
<b>Sacks</b>	<b>UF</b> - Floyd 1-16, Morrison 1-4 <b>FSU</b> - Werner 3.5-36, Carradine 0.5-7
<b>Interceptions</b>	<b>UF</b> - Jenkins 1-14, Elam 1-0, Roberson 1-0 <b>FSU</b> - None



# ALLSTATE SUGAR BOWL NO. 4/4 FLORIDA 23, NO. 22/18 LOUISVILLE 33

January 2, 2013

Mercedes-Benz Superdome (Attendance: 54,178)

New Orleans, La.

Louisville ended Florida's magical season on a sour note, pouncing on the Gators early and delivering a 33-23 loss in the Allstate Sugar Bowl. Florida (11-2, 7-1 SEC) was unable to slow down Cardinal signal-caller Teddy Bridgewater, who went 20-of-32 passing for 266 yards and two touchdowns, while guiding an offense that converted one critical third-down conversion after another, going 9-for-14 on the night. Louisville (11-2, 5-2 Big East) grabbed a quick 7-0 lead on a 38-yard interception return by Terrell Floyd on the game's first offensive play just :15 in. Gator quarterback Jeff Driskel threw behind Andre Debose, who tipped the ball up and Floyd grabbed it and went the distance for the early lead. Jeremy Wright gave the Cardinals a 14-0 lead on a 1-yard touchdown run, capping a 13-play, 83-yard drive that included three crucial conversions on third-and-long. The Gators settled for a 33-yard field goal from Caleb Sturgis to cut the Louisville lead to 14-3 early in the second quarter. The field goal was Sturgis's 24th of the season, breaking the single-season school record he shared with Bobby Raymond, who made 23 field goals in 1984. Louisville responded with another long drive, marching 66 yards on 11 plays and getting a 27-yard field goal by John Wallace with 8:39 left in the half to take a 17-3 lead. The Cardinals were not done building a sizable first-half lead, as Bridgewater connected with DeVante Parker for a 15-yard touchdown pass to extend the lead to 24-3. The Gators got a much-needed late score, marching 75 yards on 11 plays and capping it with a 1-yard touchdown run from Matt Jones with :10 left in the half. Florida tried on onside kick to start the second half, and Louisville recovered. Adding to it, Florida committed two personal fouls, setting up Louisville at the Gators' 19. On the first play from scrimmage in the second half, Bridgewater hit Damian Copeland for a 19-yard touchdown pass to extend the Louisville lead to 30-10 before the Gators blocked the extra point. Wallace added a 30-yard field goal to increase the lead to 33-10 in the fourth quarter. On the ensuing kick, Debose set a Sugar Bowl record with a 100-yard touchdown return to cut it to 33-17. It was the school-record fourth of his career. Driskel later hit Kent Taylor on a 5-yard touchdown pass to make it 33-23 with 2:13 to go, but the Gators could not move any closer.

Score by Quarters	1	2	3	4	Score
Louisville	14	10	6	3	33
Florida	0	10	0	13	23

### SCORING SUMMARY

Qtr	Time	Scoring Play	UL-UF
1st	14:45	UL - Floyd, T. 38 yd interception return (Wallace, J. kick)	UL 7 - UF 0
	6:47	UL - Wright, J. 1 yd run (Wallace, J. kick), 12-83 6:24	UL 14 - UF 0
2nd	14:50	UF - Sturgis, C. 33 yd field goal, 12-66 6:51	UL 14 - UF 3
	8:39	UL - Wallace, J. 27 yd field goal, 12-66, 6:11	UL 17 - UF 3
	2:57	UL - Parker 15 yd pass from Bridgewater, T. (Wallace, J. kick), 8-54, 3:55	UL 24 - UF 3
	0:10	UF - Jones, M. 1 yd run (Sturgis, C. kick), 11-75, 2:40	UL 24 - UF 10
3rd	14:52	UL - Copeland 19 yd pass from Bridgewater, T. (kick blocked), 1-19 :07	UL 30 - UF 10
4th	7:54	UL - Wallace, J. 30 yd field goal, 11-65 5:27	UL 33 - UF 10
	7:41	UF - Debose, A. 100 yd kickoff return (Sturgis, C. kick)	UL 33 - UF 17
	2:13	UF - Taylor, K. 5 yd pass from Driskel, J. (pass failed), 13-97 3:46	UL 33 - UF 23

### TEAM STATISTICS

	UL	UF
First Downs	23	17
Rushes-Yards (Net)	36-70	30-111
Passing Yards (Net)	266	175
Passes Att-Comp-Int.	20-32-1	16-29-2
Total Offense Plays-Yards	68-336	59-286
Punt Returns-Yards	2-10	0-0
Kickoff Returns-Yards	7-429	2-130 (TD)
Punts-Average	1-39.0	4-41.2
Fumbles-Lost	2-0	1-1
Penalties-Yards	2-25	9-98
Possession Time	35:37	24:23
Sacks By: Number-Yards	3-33	5-31

### INDIVIDUAL STATISTICS

<b>Passing</b>	UL - Bridgewater 20-32-1-266 (2 TD)
	UF - Driskel 16-29-2-175 (1 TD)
<b>Rushing</b>	UL - Wright 25-84 (TD), Lamb 2-5, Bridgewater 7-(-17)
	UF - Gillislee 9-48, Burton, T. 5-24, Jones 3-16 (TD), Hines 2-11, Debose 1-9, Driskel 10-4
<b>Receiving</b>	UL - Rogers 4-62, Smith 4-55, Wright 3-19, Butler 2-43, Parker 2-32 (TD), Copeland 2-31 (TD), Lamb 1-7, Dominguez 1-1
	UF - Dunbar 5-77, Hines 3-34, Hammond 2-22, Gillislee 1-13, Burton, T. 1-8, Reed 1-7, Purifoy 1-5, Taylor 1-5 (TD), Debose 1-4
<b>Sacks</b>	UL - Pryor 1-17, Rankins 1-11, Smith 1-5
	UF - Floyd 2-12, Jacobs 1-12, McCray 1-5, Elam 1-2
<b>Interceptions</b>	UL - Floyd 1-38, Johnson 1-22
	UF - Evans 1-7

# 2012 SEASON NOTES

- Florida improved from a 6-6 regular season in 2011 to an 11-1 regular season in 2012. The five-game turnaround in the regular season marked the biggest one-year leap for the program in 32 years (0-10-1 in 1979, 7-4 regular season in 1980).
- After not finishing in the final poll in each of the past two seasons, the Gators finished No. 9 in the AP poll and No. 10 in the USA Today/Coaches Poll, marking the 17th time in school history that UF has finished in the top 10. Since 1990, Florida has finished in the AP Top 25 in 21 of 23 years, including 14 times in the top 10.
- Head Coach Will Muschamp is the only first time head coach at a BCS-conference school to win 11 regular-season games in his second season after finishing .500 or worse the previous regular season in records back to 1996.
- From 2006-12, the Gators finished in the top 10 of the final poll four times, tied with LSU for the second-most in the SEC behind Alabama's five top-10 finishes.
- Florida faced four teams in the top 10 of the final AP poll, posting a 3-1 record. UF's three wins against the final top 10 were the most in the nation.
- In UF history, 6 teams have started a season 11-1 or better through 12 games. This year marks the fifth time that the Gators have won 11 games in the regular season (1995, 2006, 2008, 2009, 2012). \*SEC Champions

Year	Started	Finished
1995	12-0	12-1* (lost Fiesta Bowl)
1996	11-1	12-1* (won Sugar Bowl)
2006	11-1	13-1* (won BCS Championship)
2008	11-1	13-1* (won BCS Championship)
2009	12-0	13-1 (won Sugar Bowl)
2012	11-1	11-2 (lost Sugar Bowl)

- The Gators finished the regular season ranked No. 3 in the BCS Standings, marking their third-highest finish in the final BCS poll. UF finished No. 2 in 2006 and 2008, winning the BCS National Championship both times.
- According to the NCAA, Florida played the nation's toughest schedule with a combined opponent record of 109-44 (.712), excluding games against FCS opponents. Nine of UF's 13 opponents won at least eight games, while six opponents won 10 or more games.
- Florida defeated 3 top-10 opponents this season for the second time in school history and was 4-2 against ranked opponents.

### 2012 Ranked Opponents

at No. 23 Tennessee	W, 37-20
No. 4 LSU	W, 14-6
No. 9 South Carolina	W, 44-11
vs. No. 12 Georgia	L, 9-17
at No. 10 Florida State	W, 37-26
vs. No. 22 Louisville	L, 23-33

- Florida beat seven bowl-eligible teams against the nation's toughest schedule according to NCAA and was 7-2 against bowl teams.
- The Gators were 4-1 against the final BCS Top 12 teams. The top two in the BCS were a combined 4-1 against BCS Top 12 teams during the regular season.
- In five games against top-12 BCS opponents, the Gators' average score was 24.8-15.4. UF limited those opponents to 259.6 ypg and forced 15 turnovers. Only one of those 5 opponents gained over 300 yards of offense against Florida (TAMU - 334, its lowest output of the season).

### Final BCS Ranked Opponents

at No. 9 Texas A&M	W, 20-17
No. 8 LSU	W, 14-7
No. 10 South Carolina	W, 44-11
No. 7 Georgia	L, 9-17
at No. 12 Florida St.	W, 37-26

- UF rushed for 146.4 yards per game against those five opponents, including 176 against LSU and 244 against Florida State.
- The Gator defense allowed just 14.5 points per game, ranking 5th in the country and 2nd in the SEC.
- Florida boasts the nation's No. 2 pass efficiency defense (95.55) and allowed just 7 TD passes, the 2nd-fewest in the nation.
- The Gators outscored opponents, 128-32, in the 4th quarter this year after being outscored, 86-59, in the 4th quarter last year.
- UF had six games decided by one score or less and won five times. Last year, UF was 1-3 in games decided by one score.
- Florida had eight come-from-behind wins this season, matching the most by a Florida team in current research dating back to 1993. UF posted four come-from-behind wins on the road (TAMU, Tenn, Vandy, FSU) and had three fourth-quarter comebacks (TAMU, Louisiana, FSU).
- After a -12 turnover margin last season, the Gators were +15 this season and tied for 7th in the country in TO margin.
- The defense's 20 interceptions tied for 10th-most in school history and ranked 7th nationally.
- Florida committed just 15 turnovers on the season, tied for the 15th-fewest in the nation this season, and 5 interceptions thrown is tied for the 6th-fewest nationally. UF's 15 turnovers are the 4th-fewest in school history for a single season.
- The longest run UF allowed this year was 25 yards (Jeremy Wright, Louisville), the shortest opponent long run in the nation.
- Florida's completion percentage of 63.5 is the 7th-best for a single-season in school history.
- 58 rushing attempts against LSU ranks as the 7th-most in a single game in records dating to 1979. 12 passing attempts in the same game ties for the 9th fewest in records dating to 1976.
- LSU totaled only 8 first downs against Florida, tied for the 10th-fewest allowed by UF in records dating to 1974.
- That Gators' 4 interceptions against Missouri is tied for the 3rd-most in a single game in records dating to 1976.

# NO. 3 FLORIDA 52 NO. 1 FLORIDA STATE 20

January 2, 1997

Louisiana Superdome (Attendance: 78,344)

New Orleans, La.

The third-ranked Gators lay claim to their first national championship as they stripped top-ranked Florida State's hopes for a perfect season with a 52-20 victory before a Superdome Sugar Bowl record crowd of 78,344 and an ABC national television audience in the 1997 Nokia Sugar Bowl. With Ohio State's 20-17 defeat of undefeated and second ranked Arizona State the day before in the Rose Bowl, Florida was voted national champions in both major polls for the first time in school history.

FSU opened with a 33-yard pass from quarterback Thad Busby to Andre Cooper, but the Gator defense snuffed out the Seminoles on 4th-and-one from the UF 23-yard line. Senior quarterback Danny Wuerffel took over, marching Florida down the field with five passes for 73 yards, capped by a 9-yard touchdown pass junior wide receiver Ike Hilliard. Bart Edmiston added a 32-yard field goal and the Gators led 10-3 after the first quarter.

Florida, which worked out of the shotgun for much of the game, drove 73 yards in 26 seconds as junior tailback Fred Taylor punched it in from two yards out to put UF ahead 17-3, marking the first time FSU trailed by more than 7 points the entire season. The Seminoles closed to 17-10 only to watch the Gators' shotgun offense respond with a 65-yard drive in just four plays as Hilliard added another touchdown. Florida State managed to respond with a quick drive of their own, cutting the UF lead to 24-17 on a 12-yard run by Warrick Dunn with under a minute left in the half.

Scott Bentley trimmed the Gator lead to 24-20 on a 45-yard field goal less than five minutes into the second half, but the Seminoles would not score again. Florida sealed the victory by scoring the final 28 points of the game, a run that began with Hilliard's third touchdown reception of the game on an 8-yard catch from Wuerffel. Wuerffel then scrambled 16 yards for a score to put UF up 38-20 with 13 seconds left in the third quarter, and Terry Jackson added two fourth quarter touchdowns, including a 42-yarder, for the final margin.

The Gator defense was strong from start to finish, stopping the Seminoles on downs at the UF 23 on the game's opening possession and holding FSU to just 42 net yards rushing total, just two yards shy of the UF bowl record set against Baylor in the 1960 Gator Bowl. The Seminoles were successful on only five of 18 third down conversions, with two Gator interceptions. The Gator special teams also played well, with

sophomore punter Robby Stevenson pinning the Seminoles inside the five-yard line on two different occasions while averaging 48.1 yards per punt.

The 38-point margin of victory was the largest against a No.1-ranked team in bowl history and marked Florida's first-ever victory over the nation's top-ranked team.

Score by Quarters	1	2	3	4	Score
Florida	10	14	14	14	52
Florida State	3	14	3	0	20

Qtr	Time	Scoring Play	UF-FSU
1st	9:48	UF - Hilliard 9-yd pass from Wuerffel (Edmiston kick), 9-77 2:55	UF 7 - FSU 0
	7:49	FSU - Bentley 43-yd field goal, 8-55 1:59	UF 7 - FSU 3
	2:44	UF - Edmiston 32-yd field goal, 5-11 0:43	UF 10 - FSU 3
2nd	11:28	UF - Taylor 2-yd run (Edmiston kick), 4-73 0:26	UF 17 - FSU 3
	7:28	FSU - Green 29-yd pass from Busby (Bentley kick), 7-63 1:52	UF 17 - FSU 10
	5:18	UF - Hilliard 31-yd pass from Wuerffel (Edmiston kick), 4-65 2:10	UF 24 - FSU 10
3rd	0:40	FSU - Dunn 12-yd run (Bentley kick), 5-66 1:17	UF 24 - FSU 17
	10:24	FSU - Bentley 45-yd field goal, 6-30 2:35	UF 24 - FSU 20
	5:43	UF - Hilliard 8-yd pass from Wuerffel (Edmiston kick), 4-24 1:51	UF 31 - FSU 20
4th	0:13	UF - Wuerffel 16-yd run (Edmiston kick), 9-68 3:56	UF 38 - FSU 20
	8:52	UF - Jackson 42-yd run (Edmiston kick), 5-62 2:48	UF 45 - FSU 20
	2:12	UF - Jackson 1-yd run (Edmiston kick), 10-70 5:15	UF 52 - FSU 20

### TEAM STATISTICS

	UF	FSU
First Downs	26	13
Rushes-Yards (Net)	43-168	21-42
Passing Yards (Net)	306	271
Passes Comp-Att-Int	18-34-1	17-42-2
Total Offense Plays-Yards	77-474	63-313
Punt Returns-Yards	6-69	5-74
Kickoff Returns-Yards	4-93	8-152
Punts-Average	7-48.1	8-46.4
Fumbles-Lost	1-0	0-0
Penalties-Yards	15-102	14-115
Possession Time	36:27	23:33
Sacks By: Number-Yards	3-25	5-26

### INDIVIDUAL STATISTICS

<b>Passing</b>	<b>UF</b> - Wuerffel 18-34-306-1 (3 TD)
	<b>FSU</b> - Busby 17-41-271-1 (TD), Kendra 0-1-0-1
<b>Rushing</b>	<b>UF</b> - Jackson 12-118 (2 TD), Taylor 18-60 (TD), Williams 4-2, Schottenheimer 1-0, McCaslin 2-(-2), Wuerffel 6-(-10) (TD)
	<b>FSU</b> - Dunn 9-28 (TD), Warrick 1-12, Williams 2-7, Feaster 2-1, Busby 7-(-6)
	<b>Receiving</b>
<b>Receiving</b>	<b>UF</b> - Hilliard 7-150 (3 TD), Green 5-79, Anthony 4-50, Mobley 1-16, Taylor 1-11
	<b>FSU</b> - Messam 5-48, Cooper 4-82, Green 3-86 (TD), Pearsall 1-25, Dunn 1-12, Abdullah 1-10, Warrick 1-7, Williams 1-1
	<b>Sacks</b>
<b>Sacks</b>	<b>UF</b> - Chester 2.0-14, Davis 1.0-11
	<b>FSU</b> - Boulware 2.0-6, Wadsworth 1.0-8, Wilson 1.0-7, Spires 1.0-5
	<b>Interceptions</b>
<b>Interceptions</b>	<b>UF</b> - Badeaux 1-7, Brown 1-0
	<b>FSU</b> - Crawford 1-22



# NO. 2 FLORIDA 41 NO. 1 OHIO STATE 14

January 8, 2007

University of Phoenix Stadium (Attendance: 74,628)  
Glendale, Ariz.

Senior quarterback Chris Leak threw for a touchdown and senior running back DeShawn Wynn ran for another score to lead the second-ranked University of Florida football team to a 41-14 victory over Ohio State in the Tostitos BCS National Championship Game, earning the Gators their second-ever national football championship. With the win, Florida became the first school in NCAA Division I history to capture national titles in football and men's basketball during the same calendar year, having earned its first title on the hardwood by defeating UCLA in April.

Ohio State struck first when Ted Ginn, Jr., returned the game's opening kickoff 93 yards for a touchdown. The Gators tied the game at 7-7 when Leak connected with senior wide receiver Dallas Baker for a 14-yard score just 4:13 later. Leak completed 5-of-5 passes for 35 yards on the drive, which was set up by a 33-yard kick return by freshman running back Brandon James and a subsequent 15-yard facemask penalty against the Buckeyes.

The Gators took a lead they would not relinquish at the 5:51 mark of the first quarter when freshman wide receiver Percy Harvin took an option pitch from Leak and ran four yards for his third touchdown of the season. Senior kicker Chris Hetland converted the point-after attempt to give UF a 14-7 advantage.

After senior cornerback Reggie Lewis intercepted Ohio State quarterback Troy Smith with 2:49 left to play in the opening quarter, Wynn plowed into the endzone from two yards out to cap a 10-play, 71-yard drive that gave Florida a 21-7 lead. The score was Wynn's sixth of the season and the 25th of his UF career, moving him into a tie with Buford Long for sixth on the all-time school list.

An 18-yard touchdown run by Antonio Pittman cut the Gators' lead to 21-14 with just over 13 minutes left to play in the first half, but Hetland connected on a 43-yard field goal — his longest of the season — to push Florida's advantage to 24-14 with six minutes remaining in the half. Hetland added a 40-yard field goal to increase the Gators' lead to 27-14.

On the first play of Ohio State's ensuing possession, junior defensive end Jarvis Moss sacked Smith, forcing a fumble that sophomore defensive end Derrick Harvey picked up and returned to the Buckeyes' five-yard line. On third-and-goal from the OSU one-yard line, freshman quarterback Tim Tebow hit junior wide receiver Andre Caldwell for a scoring strike that gave the Gators a 34-14 lead at halftime.

After a scoreless third quarter, Tebow put the Gators ahead, 41-14, with a one-yard plunge at the 10:30 mark of the final period. On the play, Tebow tied Jimmy Fisher's single-season school record for touchdown runs by a quarterback, set in 1979, with eight on the campaign. That touchdown would prove to be the final score of the night, propelling the Gators to the 41-14 win.

UF's victory over the Buckeyes improved their mark to 3-1 all-time in BCS bowl games, and stood as their first win over a top-ranked team since defeating Florida State in Gainesville on Nov. 22, 1997. Florida Head Coach Urban Meyer became just the seventh coach in NCAA history to guide a team to a national championship in his first or second year at a school.

Score by Quarters	1	2	3	4	Score
Florida	14	20	0	7	41
Ohio State	7	7	0	0	14

## SCORING SUMMARY

Qtr	Time	Scoring Play	UF-OSU
1st	14:44	OSU - Ginn, Jr. 93-yd kickoff return (Pettrey kick)	UF 0 - OSU 7
	10:31	UF - Baker 14-yd pass from Leak (Hetland kick), 7-46 4:13	UF 7 - OSU 7
	5:51	UF - Harvin 4-yd run (Hetland kick), 5-34 2:37	UF 14 - OSU 7
2nd	14:56	UF - Wynn 2-yd run (Hetland kick), 10-71 2:53	UF 21 - OSU 7
	13:32	OSU - Pittman 18-yd run (Pettrey kick), 4-64 1:24	UF 21 - OSU 14
	6:00	UF - Hetland 42-yd field goal, 9-32 3:04	UF 24 - OSU 14
	1:53	UF - Hetland 40-yd field goal, 4-6 1:44	UF 27 - OSU 14
4th	0:23	UF - Caldwell 1-yd pass from Tebow (Hetland kick), 3-5 1:05	UF 34 - OSU 14
	10:20	UF - Tebow 1-yd run (Hetland kick), 8-39 3:42	UF 41 - OSU 14

## TEAM STATISTICS

	UF	OSU
First Downs	21	8
Rushes-Yards (Net)	43-156	23-47
Passing Yards (Net)	214	35
Passes Comp-Att-Int	26-37-0	4-14-1
Total Offense Plays-Yards	80-370	37-82
Punt Returns-Yards	4-28	1-13
Kickoff Returns-Yards	1-33	6-193
Punts-Average	4-44.3	6-37.8
Fumbles-Lost	0-0	1-1
Penalties-Yards	6-50	5-50
Possession Time	40:48	19:12
Sacks By: Number-Yards	5-51	1-7

## INDIVIDUAL STATISTICS

<b>Passing</b>	UF - Leak 25-36-213-0 (TD), Tebow 1-1-1-0 (TD)
	OSU - Smith 4-14-35-1
<b>Rushing</b>	UF - Wynn 19-69 (TD), Tebow 10-39 (TD), Harvin 5-22 (TD), Caldwell 3-13, Leak 3-7, Moore 2-7, TEAM 1-(-1)
	OSU - Pittman 10-62 (TD), Wells 2-9, Hartline 1-5, Smith 10-(-29)
	<b>Receiving</b> UF - Harvin 9-60, Cornelius 5-50, Ingram 4-58, Baker 4-23 (TD), Latsko 2-17, Caldwell 2-6 (TD)
<b>Sacks</b>	OSU - Gonzalez 2-11, Hartline 1-13, Pittman 1-11
	UF - Harvey 3-31, Moss 2-20
<b>Interceptions</b>	OSU - Gholston 1-7
	UF - Lewis 1-0
	OSU - None



# NO. 2 FLORIDA 24 NO. 1 OKLAHOMA 14

January 8, 2009

Dolphin Stadium (Attendance: 78,468)

Miami, Fla.

Winning their second national championship in three years - and third overall - the No. 2 Gators defeated the No. 1 Oklahoma Sooners, 24-14, in front of a record football crowd of 78,468 at the FedEx BCS National Championship Thursday at Dolphin Stadium. Florida completes its national championship run with a 13-1 record on the season, tying a school record for wins (13), last achieved during UF's 2006 national championship run when it finished 13-1 as well. Oklahoma finishes its season 12-2 overall.

The 2009 FedEx BCS National Championship win marks Florida's fourth BCS bowl win all-time, as the Gators improved their bowl record to 3-1 under Head Coach Urban Meyer.

Gator senior wide receiver Louis Murphy, junior wide receiver/running back Percy Harvin and redshirt junior wide receiver David Nelson were touchdown targets of junior quarterback Tim Tebow, who threw for 231 yards (18-of-30) and racked up 109 yards on the ground on 22 carries in the win over Oklahoma. Senior kicker Jonathan Phillips tacked on three more points, connecting on a fourth quarter field goal to help lead the Gators over the Sooners.

After recording the first scoreless first quarter since the 1999 BCS National Championship (Florida State vs. Tennessee) and holding Oklahoma to their first scoreless first quarter all season, the Gators opened up the national championship game, finding the end zone first on a 20-yard pass from Tebow to Murphy, marking Murphy's 27th straight game with a catch. Tebow's connection with Murphy marked the first time the Sooners have allowed their opponent to score first this season, while Phillips' extra point brought the Gators ahead 7-0.

It took a 2:13 drive for the Sooners to answer two and a half minutes later when quarterback Sam Bradford hit Oklahoma wide receiver Jermaine Gresham with a six-yard touchdown reception. OU drove 65 yards for the score to bring the margin 7-7 all.

Sophomore Torrey Davis led the Gator defense on the Sooners' next possession, rallying for a key fourth-and-one stop that prevented the Sooners from jumping ahead after a Tebow interception. Harvin capitalized on the momentum with a 46-yard run that brought the Gators to midfield.

While UF punted on the possession, the Gator defense sustained on the Sooners' ensuing drive, ending an OU drive on Florida's three-yard line when junior Major Wright intercepted a Bradford pass. Wright's pick was UF's 25th of the season, a single season school record for team interceptions, and took both teams to the locker room tied, 7-7, at the half.

After the Gators and Sooners swapped possessions to open the second half of the game, the Gators jumped out of the gates, stringing together a 75-yard scoring drive when Harvin found the end zone on a two-yard score with 5:22 to go in the third quarter. Harvin scored a touchdown in the last 15 games he played in, a nation-leading streak. Tebow rushed for 49 yards on the drive and Phillips found the uprights to bring Florida ahead 14-7.

On Oklahoma's next drive, sophomore defensive end Carlos Dunlap got his hands on an Oklahoma punt to record Florida's ninth blocked kick of the season, tying a school record (1995), and marking the third for Dunlap this season.

Following a Gator punt, the Sooners closed the score gap when Bradford connected with Gresham for his second touchdown of the night, an 11-yard pass to cap off a 77-yard drive and tie the score, 14-14, for the second time in the national championship showdown.

After a 27-yard Phillips field goal put Florida ahead 17-14, sophomore safety Ahmad Black kept the momentum in favor of the Gators, intercepting a Bradford pass to give the Gators possession on their own 24 yard-line. The interception marked his seventh of the season for Black and moved him to a third-place tie in the all-time Gator record books.

Passes from Tebow to sophomore tight end Aaron Hernandez, redshirt junior David Nelson and Harvin composed a 76-yard game-winning scoring drive by the Gators when Tebow found Nelson for the second time on the drive for a four-yard touchdown, giving Florida a 24-13 lead, the final margin.

Score by Quarters	1	2	3	4	Score
Florida	0	7	7	10	24
Oklahoma	0	7	0	7	14

### SCORING SUMMARY

Qtr	Time	Scoring Play	UF-OU
2nd	14:02	UF - Murphy 20-yd pass from Tebow (Phillips kick), 12-86 5:50	UF 7 - OU 0
	11:49	OU - Gresham 6-yd pass from Bradford (Stevens kick), 6-65 2:13	UF 7 - OU 7
3rd	4:21	UF - Harvin 2-yd run (Phillips kick), 13-75 5:22	UF 14 - OU 7
4th	12:13	OU - Gresham 11-yd pass from Bradford (Stevens kick), 8-77 2:36	UF 14 - OU 14
	10:45	UF - Phillips 27-yd field goal, 6-68 1:28	UF 17 - OU 14
	3:07	UF - Nelson 4-yd pass from Tebow (Phillips kick), 11-76 6:52	UF 24 - OU 14

### TEAM STATISTICS

	UF	OU
First Downs	24	25
Rushes-Yards (Net)	44-249	29-107
Passing Yards (Net)	231	256
Passes Comp-Att-Int	18-30-2	26-41-2
Total Offense Plays-Yards	74-480	70-363
Punt Returns-Yards	1-1	1-15
Kickoff Returns-Yards	3-51	5-118
Punts-Average	3-51.7	3-38.7
Fumbles-Lost	0-0	0-0
Penalties-Yards	8-81	4-31
Possession Time	34:57	25:03
Sacks By: Number-Yards	2-18	0-0

### INDIVIDUAL STATISTICS

<b>Passing</b>	UF - Tebow 18-30-231-2 (2 TD)
	OU - Bradford 26-41-256-2 (2 TD)
<b>Rushing</b>	UF - Harvin 9-122 (TD), Tebow 22-109, Demps 9-23, Moody 1-0, TEAM 2-(-2), Rainey 1-(-3)
	OU - Brown 22-110, Madu 4-12, Broyles 1-3, Bradford 2-(-18)
	UF - Hernandez 5-57, Harvin 5-49, Murphy 2-44 (TD), Nelson 2-33 (TD), Cooper 2-28, Rainey 1-11, James 1-9
<b>Receiving</b>	OU - Gresham 8-62 (2 TD), Iglesias 5-58, Johnson 4-29, Broyles 4-26, Brown 2-37, Chaney 2-37, Madu 1-7
	UF - Hicks 1-14, Doe 0.5-4, Dunlap 0.5-4
	OU - None
<b>Sacks</b>	UF - None
	OU - None
<b>Interceptions</b>	UF - Wright 1-0, Black 1-0
	OU - McCoy 1-12, Harris 1-8



# FLORIDA HAS WON A CONFERENCE-BEST SEVEN SEC CHAMPIONSHIP GAMES AND APPEARED IN THE GAME A LEAGUE-HIGH 10 TIMES



## 1991 SEC CHAMPIONS 10-2 overall, 7-0 Southeastern Conference

Florida defeated Kentucky on Nov. 16, 1991, to clinch the school's first SEC Championship with an undefeated conference record. The Gators dominated during league play, with an average margin of victory of 21.7 points in SEC contests. Running back Errict Rhett rushed for 1,109 yards and 10 touchdowns, and quarterback Shane Matthews threw for 3,130 yards and 28 touchdowns to lead a Florida offense that averaged 32.3 points in SEC games.

## FLORIDA 28 • ALABAMA 13 December 4, 1993 • Legion Field • Birmingham, Ala. 11-2 overall, 7-1 Southeastern Conference

Quarterback Terry Dean earned MVP honors, throwing for 256 yards and two touchdowns, as the Gators won their second SEC Championship. After three quarters, UF held a slim 14-13 lead. Punter Shayne Edge took off for a 20-yard gain on fourth-and-eight, and Dean hit wide receiver Jack Jackson with a 43-yard pass to give Florida an eight-point lead. The Gator defense held strong and secured the win.

## FLORIDA 24 • ALABAMA 23 December 3, 1994 • Georgia Dome • Atlanta, Ga. 10-2-1 overall, 7-1 Southeastern Conference

Defensive tackle Ellis Johnson had an SEC Championship Game record three tackles-for-loss, including two sacks, as Florida won its second-straight SEC title. Quarterback Danny Wuerffel helped the team overcome a 23-17 fourth-quarter deficit with a two-yard touchdown pass to wideout Chris Doering that capped an 80-yard scoring drive with 5:39 remaining. UF forced a turnover on Alabama's final drive and Johnson, the defensive star of the game, earned MVP honors.

## FLORIDA 34 • ARKANSAS 3 December 2, 1995 • Georgia Dome • Atlanta, Ga. 12-1 overall, 8-0 Southeastern Conference

Quarterback Danny Wuerffel threw for two touchdowns as the No. 2-ranked Gators dominated the Razorbacks. Arkansas got on the board first, but the Florida defense forced four turnovers and shut down the Hogs for the rest of the game. Wuerffel connected with wide receiver Chris Doering on a 22-yard pass in the first quarter and threw a 29-yard strike to wideout Ike Hilliard in the third quarter, helping Wuerffel earn the game's MVP honor.

## FLORIDA 45 • ALABAMA 30 December 7, 1996 • Georgia Dome • Atlanta, Ga. 12-1 overall, 8-0 Southeastern Conference

Quarterback Danny Wuerffel became the only player to repeat as SEC Championship Game MVP, leading the Gators to their fourth-straight conference title. Wuerffel threw for an SEC Championship Game record 401 yards and six touchdowns against the Crimson Tide's vaunted defense, ranked sixth in the nation entering the game. Wide receiver Reidel Anthony was Wuerffel's main target, setting three game records of his own with 11 catches for 171 yards and three touchdowns.

## FLORIDA 28 • AUBURN 6 December 2, 2000 • Georgia Dome • Atlanta, Ga. 10-3 overall, 7-1 Southeastern Conference

MVP quarterback Rex Grossman threw for four touchdowns as the Gators won their fifth SEC Championship Game. Florida jumped out to a 21-0 lead in the first half and held on from there as UF's defense held SEC Player of the Year Rudi Johnson to just 47 yards rushing. Grossman's arm and the running of tailback Earnest Graham, who finished with 169 yards on 19 carries, helped UF win the school's sixth SEC Title.

## SEC CHAMPIONSHIP GAME WINS

<b>FLORIDA</b>	<b>7</b>
Alabama	4
LSU	3
Auburn	2
Georgia	2
Tennessee	2

## SEC CHAMPIONSHIP GAME APPEARANCES

<b>FLORIDA</b>	<b>10</b>
Alabama	8
Tennessee	5
Auburn	4
Georgia	4
LSU	4
Arkansas	3
Ole Miss	1
South Carolina	1

## FLORIDA 38 • ARKANSAS 28 December 2, 2006 • Georgia Dome • Atlanta, Ga. 13-1 overall, 7-1 Southeastern Conference

Wide receiver Percy Harvin became just the second freshman to earn the SEC Championship Game MVP honor, totaling 167 yards and two touchdowns. UF was trailing 21-17 late in the third quarter when cornerback Wondy Pierre-Louis recovered a muffed punt in the end zone to put Florida ahead for good. Harvin had a 67-yard touchdown run that opened the game up in the fourth quarter and wide receiver Andre Caldwell threw a five-yard touchdown pass to tight end Tate Casey to cap the scoring and send the Gators to the BCS National Championship Game for the first time in school history.

## FLORIDA 31 • ALABAMA 20 December 6, 2008 • Georgia Dome • Atlanta, Ga. 13-1 overall, 7-1 Southeastern Conference

In front of a record crowd at the Georgia Dome, the Gators claimed their eighth SEC title. Florida dominated in the fourth quarter, gaining 130 total yards of offense and limiting the Crimson Tide to just one yard of offense. Florida scored 14 unanswered points in the fourth quarter to overcome a 20-17 deficit. MVP Tim Tebow hooked up with wide receiver Riley Cooper for a five-yard touchdown pass to seal the game with less than three minutes left as the Gators clinched a spot in the BCS National Championship Game for the second time in three years.

## 1993 SEC CHAMPIONSHIP GAME

## NO. 9 FLORIDA 28, NO. 17 ALABAMA 13

December 4, 1993

Legion Field (Attendance: 76,345)

Birmingham, Ala.

Using a solid defense, Florida defeated Alabama 28-13 at Legion Field in Birmingham, Ala. to capture its second official SEC title and earn a berth in the New Year's Day Sugar Bowl in New Orleans, La. The Gators ran their record to 10-2, becoming just the second team in school history to win 10 games. Alabama scored on the first possession of the game, using a Tarrant Lynch one-yard touchdown run and a Michael Proctor PAT to go up 7-0 just 4:47 into the contest. However, the Crimson Tide did not score another touchdown as the Gator defense limited the David Palmer-led Alabama offense to just a pair of field goals the rest of the way. A Terry Dean to Harrison Houston pass and the ensuing PAT by Lou Groza Award winner Judd Davis knotted the game at 7-7 with 1:02 left in the first quarter. Alabama's Proctor hit a 45-yard field goal with 12:02 remaining in the first half and the Crimson Tide lead 10-7. But with only 1:10 left in the second quarter, Florida's Dean lunged into the endzone from two yards out and put the Gators up 14-10, a lead they would not relinquish. The Crimson Tide closed the Gator lead to one when Proctor hit his second field goal of the day, a 25-yarder with 2:14 left in the third quarter, making the score 14-13. On their next possession, Gator punter Shayne Edge, facing fourth-and-eight from his own 37, faked the boot and rambled 20 yards to the Alabama 43-yard line. On the very next play, Dean hit Jack Jackson on a 43-yard touchdown pass and the Gators lead 21-13. An Errict Rhett three-yard run with 11:59 left in the game capped the scoring, giving the Gators the 1993 Southeastern Conference Championship with a 28-13 victory.

Score by Quarters	1	2	3	4	Score
Florida	7	7	7	7	28
Alabama	7	3	3	0	13

## SCORING SUMMARY

Qtr	Time	Scoring Play	UF-UA
1st	10:13	UA - Lynch 1-yard run (Proctor PAT), 8-71 4:47	UF 0 - UA 7
	1:02	UF - Houston 13-yard pass from Dean (Davis PAT), 4-44 1:43	UF 7 - UA 7
2nd	12:02	UA - Proctor 45-yard field goal, 9-44 4:00	UF 7 - UA 10
	1:10	UF - Dean 2-yard run (Davis PAT), 6-35 1:44	UF 14 - UA 10
3rd	2:14	UA - Proctor 25-yard field goal, 11-45 4:19	UF 14 - UA 13
	0:28	UF - J. Jackson 43-yard pass from Dean (Davis PAT), 7-80 1:46	UF 21 - UA 13
4th	11:59	UF - Rhett 3-yard run (Davis kick), 9-54 3:22	UF 28 - UA 13

## TEAM STATISTICS

	UF	UA
First Downs	20	17
Rushes-Yards (Net)	31-103	40-118
Passing Yards (Net)	271	161
Passes Att-Comp-Int.	31-38-2	17-29-2
Total Offense Plays-Yards	69-374	69-279
Punt Returns-Yards	5-95	4-32
Kickoff Returns-Yards	1-17	4-94
Punts-Average	7-39.4	7-43.6
Fumbles-Lost	1-0	3-0
Penalties-Yards	13-95	6-70
Possession Time	27:43	32:17
Sacks By: Number-Yards	2-15	2-11

## INDIVIDUAL STATISTICS

<b>Passing</b>	UF - Dean 20-37-256-2 (2 TD), Doering 1-1-15-0 (0 TD)
	UA - Palmer 8-16-90-1 (0 TD), Burgdorf 9-12-71-0 (0 TD), Kitchens 0-1-0-1 (0 TD)
<b>Rushing</b>	UF - Rhett 22-88-1, Edge 1-20-0, Dean 8-(-5)-1
	UA - Palmer 16-93-0, Anderson 8-26-0, Burgdorf 6-7-0, Lynch 1-1-1, Steger 1-1-0, T. Turner 1-1-0, Williams 6-(-4)-0, Lee 1-(-7)-0
<b>Receiving</b>	UF - W. Jackson 9-114-0, J. Jackson 4-62-1, Houston 2-48-1, Rhett 2-17-0, T. Dean 1-15-0, Randolph 1-11-0, C. Dean 2-4-0
	UA - Malone 3-37-0, Lee 2-23-0, Palmer 3-22-0, Burgdorf 1-20-0, Anderson 3-18-0, Key 1-17-0, Lynch 2-13-0, Williams 2-11-0
<b>Sacks</b>	UF - Grow 1-10
	UA - Rogers 1-8, Hall 1-7
<b>Interceptions</b>	UF - Gilmore 2
	UA - T. Johnson 2

## 1994 SEC CHAMPIONSHIP GAME

## NO. 6 FLORIDA 24, NO. 3 ALABAMA 23

December 3, 1994

Georgia Dome (Attendance: 74,751)

Atlanta, Ga.

Florida captured its second-consecutive SEC title and third league championship in the last four years with a 24-23 heart-pounding victory over No. 3 Alabama (11-1) in the SEC Championship Game. With Florida clinging to a 17-16 fourth quarter lead, Gator quarterback Danny Wuerffel's pass was picked off by Alabama linebacker Dwayne Rudd, who returned it 23 yards for a touchdown to give the Tide a 23-17 lead with 8:56 to play. The Gators respond with one of the most memorable drives in school history. On the second play of the drive, Wuerffel came off the field with a fake limp in a pre-planned signal for strong-armed back-up quarterback Eric Kresser. With Alabama thinking run with Kresser in the contest, the back-up quarterback took his first snap and lofted a 25-yard pass down the left sideline to Ike Hilliard to put UF on the UA 42. After freshman Fred Taylor used a second and third effort to gain two yards on a fourth-and-one play, Wuerffel threw a lateral pass to Reidel Anthony, who gained nine yards. On the next play, head coach Steve Spurrier called for a double-pass, as Wuerffel lateraled it to Doering, who then delivered it to Aubrey Hill for a 20-yard gain to the two. Wuerffel then found Doering in the back of the endzone for the winning touchdown with 5:29 to play. Florida then turned the game over to its determined defense. With Alabama driving for the winning points and near midfield, Gator Fred Weary tipped a Jay Barker pass and Eddie Lake gathered in the pass to seal the victory with less than a minute to play. All told, the Gator defense held Alabama to 297 yards in total offense, while sacking Alabama quarterback Barker five times on the afternoon and recording six tackles for lost yardage.

Score by Quarters	1	2	3	4	Score
Alabama	7	3	6	7	23
Florida	7	10	0	7	24

## SCORING SUMMARY

Qtr	Time	Scoring Play	UA-UF
1st	11:05	UA - Brown 70-yard pass from Barker (Proctor PAT), 3-76 1:37	UA 7 - UF 0
	4:07	UF - Anthony 26-yard pass from Wuerffel (Davis PAT), 6-72 1:39	UA 7 - UF 7
2nd	14:45	UA - Proctor 22-yard field goal, 10-75 4:22	UA 10 - UF 7
	10:31	UF - Davis 42-yard field goal, 10-56 yards, 4:14	UA 10 - UF 10
	1:15	UF - Wuerffel 1-yard run (Davis PAT), 8-43 3:03	UA 10 - UF 17
3rd	7:35	UA - Proctor 42-yard field goal, 7-13 2:44	UA 13 - UF 17
	2:14	UA - Proctor 48-yard field goal, 9-27 4:51	UA 16 - UF 17
4th	8:56	UA - Rudd 23-yard interception return (Proctor PAT)	UA 23 - UF 17
	5:29	UF - Doering 2-yard pass from Wuerffel (Davis PAT), 10-80 3:27	UA 23 - UF 24

## TEAM STATISTICS

	UA	UF
First Downs	16	14
Rushes-Yards (Net)	48-116	24-44
Passing Yards (Net)	181	272
Passes Att-Comp-Int.	10-19-2	25-43-2
Total Offense Plays-Yards	67-297	67-316
Punt Returns-Yards	2-45	1-1
Kickoff Returns-Yards	3-58	3-58
Punts-Average	6-34.3	6-41.3
Fumbles-Lost	1-0	0-0
Penalties-Yards	6-30	2-10
Possession Time	34:15	25:45
Sacks By: Number-Yards	1-5	5-39

## INDIVIDUAL STATISTICS

<b>Passing</b>	UA - Barker 10-19-181-2 (1 TD)
	UF - Wuerffel 23-41-227-2 (2 TD), Kresser 1-1-25-0 (0 TD), Doering 1-1-20-0 (0 TD)
<b>Rushing</b>	UA - Williams 29-99-0, Lynch 8-48-0, Riddle 2-7-0, Malone 1-6-0, Barker 8-(-44)-0
	UF - Taylor 14-40-0, Anthony 1-5-0, Williams 3-0-0, Wuerffel 6-(-1)-1
<b>Receiving</b>	UA - Brown 3-119-1, Lynch 3-28-0, Hape 1-14-0, Malone 1-14-0, Williams 2-6-0
	UF - Anthony 8-105-1, Taylor 7-62-0, Hill 3-52-0, Hilliard 2-34-0, Doering 3-11-1, Jackson 1-5-0, Nunn 1-3-0
<b>Sacks</b>	UA - Blackburn 1-5
	UF - Campbell 2-20, Johnson 2-16, Carter 1-3
<b>Interceptions</b>	UA - Townsend 1, Rudd 1 (TD)
	UF - Weary 1, Lake 1

## 1995 SEC CHAMPIONSHIP GAME NO. 2 FLORIDA 34, NO. 24 ARKANSAS 3

December 2, 1995  
Georgia Dome (Attendance: 71,325)  
Atlanta, Ga.

In front of a primetime national television audience and a sold-out crowd of 71,325, Florida assured itself of a trip to the Fiesta Bowl to play for its first national championship with a 34-3 victory over Arkansas in the fourth edition of the SEC Championship Game, giving the Gators their third-consecutive SEC title. Florida became just the second school to capture three-consecutive outright SEC titles, a feat only accomplished by Alabama several times, the last being from 1977-79. Arkansas opened the game in impressive fashion, driving inside the Florida 20-yard line and eating up more than seven minutes off the clock. But the Gator defense set the tone for the entire game and allowed the Razorbacks to come away with just a 36-yard Todd Latourette field goal. The Gator offense answered back immediately, as it drove 80 yards in seven plays, culminating with a 22-yard scoring toss from Danny Wuerffel to Chris Doering. Just over three minutes later, UF struck again following a Teako Brown interception, this time on a one-yard keeper from Wuerffel. The Gators added a 31-yard field goal from Bart Edmiston midway through the second quarter to take a 17-3 lead into the locker room. The Florida defense came up with perhaps the biggest play of the entire night with just under five minutes left in the third quarter and UF holding a 24-3 edge. With Arkansas threatening on the doorstep, Ben Hanks recovered a fumble by Razorback quarterback Barry Lunney on a thwarted option play and rambled 95 yards untouched to give the Gators an insurmountable lead. It was UF's first defensive touchdown of the season and was one of four forced turnovers for the defense, three of which lead to 17 of UF's points. Arkansas was held to just 299 yards in total offense, including just 142 yards and only nine first downs in the second half. Danny Wuerffel continued to shatter the record books, as he set an SEC and UF record for career touchdown passes with his 75th, a 29-yard pass to Ike Hilliard midway through the third quarter. He also finishes the year with a pass efficiency rating of 178.4, the best single-season rating ever in NCAA history. Hilliard and Doering both eclipse the 1,000-yard receiving mark, becoming the first UF tandem to accomplish that feat.

Score by Quarters	1	2	3	4	Score
Florida	14	3	14	3	34
Arkansas	3	0	0	0	3

### SCORING SUMMARY

Qtr	Time	Scoring Play	UF-UA
1st	7:26	UA - Latourette 36-yard field goal, 16-65	UF 0 - UA 3
	4:30	UF - Doering 22-yard pass from Wuerffel (Edmiston PAT), 7-80	UF 7 - UA 3
	1:25	UF - Wuerffel 1-yard run (Edmiston PAT), 5-47	UF 14 - UA 3
2nd	5:03	UF - Edmiston 31-yard field goal, 9-31	UF 17 - UA 3
	3rd	8:26	UF - Hilliard 29-yard pass from Wuerffel (Edmiston PAT), 3-66
4:25		UF - Hanks 95-yard fumble return (Edmiston PAT)	UF 31 - UA 3
4th	12:48	UF - Edmiston 20-yard field goal, 9-31	UF 34 - UA 3

### TEAM STATISTICS

	UF	UA
First Downs	25	21
Rushes-Yards (Net)	35-114	43-129
Passing Yards (Net)	282	170
Passes Att-Comp-Int.	21-29-0	17-27-2
Total Offense Plays-Yards	64-396	70
Punt Returns-Yards	0-0	0-0
Kickoff Returns-Yards	2-44	5-83
Punts-Average	3-43.7	4-34.3
Fumbles-Lost	0-0	3-2
Penalties-Yards	8-55	9-59
Possession Time	29:45	30:15
Sacks By: Number-Yards	2-14	2-12

### INDIVIDUAL STATISTICS

<b>Passing</b>	UF - Wuerffel 20-28-276-0 (2 TD), Kresser 1-1-6-0 (0 TD)
	UA - Lunney 17-27-170-2 (0 TD)
<b>Rushing</b>	UF - T. Jackson 11-62-0, Williams 10-53-0, Dubose 7-12-0, Wuerffel 7(-)-13-1
	UA - M. Johnson 20-71-0, Lunney 10-6-0, Hill 7-21-0, Nichols 5-26-0, Hebert 2-5-0
<b>Receiving</b>	UF - Hilliard 7-125-1, Doering 6-73-1, Anthony 5-47-0, Green 1-16-0, Allen 1-14-0, T. Jackson 1-7-0
	UA - Meadors 7-74-0, M. Johnson 4-51-0, Eubanks 4-37-0, Hill 2-8-0
<b>Sacks</b>	UF - Hank 1-8, Council 1-6
	UA - Conley 1-6, Bell 1-6
<b>Interceptions</b>	UF - Brown 1, Jackson 1
	UA - none

## 1996 SEC CHAMPIONSHIP GAME NO. 4 FLORIDA 45, NO. 11 ALABAMA 30

December 7, 1996  
Georgia Dome (Attendance: 74,132)  
Atlanta, Ga.

A week after having their national championship hopes seemingly vanish, Florida defeated Alabama 45-30 in the SEC Championship Game. Florida's win, coupled with Texas' 37-27 upset over Nebraska in the Big 12 Championship Game, put the Gators back in the national championship hunt with a rematch against Florida State in the Nokia Sugar Bowl on January 2nd. The SEC title was Florida's fifth since 1991 and fourth-consecutive crown, the second-best achievement in league history (Alabama won five-straight SEC crowns from 1971-75). Quarterback Danny Wuerffel completed 20-of-35 passes for 401 yards and six touchdowns against the nation's No. 1-rated pass defense. Wuerffel's six touchdown passes, which was one more than the Alabama pass defense had surrendered all year in 11 games, tied his SEC record for most touchdown passes in a league game. Reidel Anthony had 11 catches for 171 yards and three touchdowns. Anthony finished with a nation's-best and SEC-record setting 18 touchdown grabs on the year. Overall, the Gator offense tallied 470 yards in total offense against an Alabama defensive unit that ranked first in the SEC and sixth in the nation, allowing just 236 yards per game coming into the game. After the Gators fell behind seven-plus minutes into the game, Florida reeled off 24 straight points to build a 17-point cushion nearing the end of the half. A Michael Vaughn touchdown pass from Fred Kitchens with 29 seconds left in the half, coupled with a five-yard run by Dennis Riddle after a blocked UF punt early in the third quarter, cut the UF lead to three at 24-21. The two teams scored three touchdowns in the next 2:05, with UF stealing any Tide momentum after an 85-yard pass from Wuerffel to Jacquez Green to give the Gators a 38-28 lead. Anthony then added his third touchdown catch of the day on the first play of the fourth quarter to give Florida an insurmountable 17-point lead.

Score by Quarters	1	2	3	4	Score
Florida	6	18	14	7	45
Alabama	7	7	14	2	30

### SCORING SUMMARY

Qtr	Time	Scoring Play	UF-UA
1st	8:52	UA - Riddle 36-yard pass from Kitchens (Brock PAT), 6-51	UF 0 - UA 7
	3:11	UF - Hilliard 46-yard pass from Wuerffel (Cooper PAT blocked), 5-79	UF 6 - UA 7
	2nd	14:37	UF - Anthony 21-yard pass from Wuerffel (Wuerffel to Anthony pass), 6-61
11:35		UF - Williams 45-yard pass from Wuerffel (Cooper PAT), 3-72	UF 21 - UA 7
7:39		UF - Cooper 35-yard field goal, 6-23	UF 24 - UA 7
3rd	0:29	UA - Vaughn 8-yard pass from Kitchens (Brock PAT), 8-48	UF 24 - UA 14
	9:12	UA - Riddle 5-yard run (Brock PAT), 1-5	UF 24 - UA 21
	5:14	UF - Anthony 13-yard pass from Wuerffel (Cooper PAT), 10-65	UF 31 - UA 21
4th	4:06	UA - Vaughn 94-yard pass from Kitchens (Brock PAT), 3-94	UF 31 - UA 28
	3:09	UF - Green 85-yard pass from Wuerffel (Cooper PAT), 2-81	UF 38 - UA 28
	4:32	UF - Anthony 21-yard pass from Wuerffel (Cooper PAT), 3-51	UF 45 - UA 28
		UA - Team safety	UF 45 - UA 30

### TEAM STATISTICS

	UF	UA
First Downs	22	13
Rushes-Yards (Net)	37-69	27-27
Passing Yards (Net)	401	269
Passes Att-Comp-Int.	20-35-2	20-46-1
Total Offense Plays-Yards	72-470	73-296
Punt Returns-Yards	2-12	0-0
Kickoff Returns-Yards	4-83	5-85
Punts-Average	4-37.0	8-40.8
Fumbles-Lost	4-1	1-0
Penalties-Yards	14-95	7-45
Possession Time	29:48	30:12
Sacks By: Number-Yards	5-31	4-17

### INDIVIDUAL STATISTICS

<b>Passing</b>	UF - Wuerffel 20-35-401-2 (6 TD)
	UA - Kitchens 19-45-264-1 (3 TD), Goss 1-1-5-0 (0 TD)
<b>Rushing</b>	UF - Taylor 13-83-0, Williams 3-8-0, T. Jackson 6-8-0, Wuerffel 14(-)-11-0
	UA - Riddle 17-42-1, Alexander 2-5-0, Kitchens 8(-)-20-0
<b>Receiving</b>	UF - Anthony 11-171-3, Green 3-106-1, Hilliard 3-74-1, Williams 1-45-1, Allen 1-4-0, Taylor 1-1-0
	UA - Riddle 6-82-1, Vaughn 5-142-2, Su. Alexander 3-4-0, Buchanan 2-17-0, West 1-17-0, Foust 1-5-0, Goss 1-3-0, C. Alexander 1(-)-1-0
<b>Sacks</b>	UF - Beauchamp 1-5, McGrew 1-10, Rutledge 1-9, Chester 1-6
	UA - Pouck 1-5, Sigler 1-4
<b>Interceptions</b>	UF - Weary 1-0
	UA - Powell 1-22, Jackson 1-0

## 2000 SEC CHAMPIONSHIP GAME NO. 7 FLORIDA 28, NO. 18 AUBURN 6

December 2, 2000  
Georgia Dome (Attendance: 73,427)  
Atlanta, Ga.

Florida won its sixth SEC title in the past 10 years as it took advantage of three Auburn turnovers and jumped out to a 21-0 second quarter lead en route to a 28-6 victory over the Tigers before a 73,427 SEC Championship Game crowd at the Georgia Dome. The victory gave Florida a berth in the Sugar Bowl, a school and SEC record eighth consecutive January bowl game appearance and a school record seventh straight win over Auburn. Florida also won at least 10 games for the eighth time in Steve Spurrier's coaching tenure. Florida capitalized on Auburn's three turnovers to take command. On Auburn's first play from scrimmage, Florida's Mike Nattiel recovered a Tiger fumble following a 10-yard pass play. Five plays later, Florida quarterback Rex Grossman found Reche Caldwell in the end zone for a 10-yard touchdown pass and 7-0 lead. Two series later, Florida's Lito Sheppard prevented an Auburn touchdown as he intercepted a Ben Leard pass at the Gator seven yard line. The interception set up Caldwell's second touchdown reception of the game as he caught a Grossman pass, beat a defender and rambled 66 yards for a 14-0 Gator lead. In the second quarter, Nattiel ended another Auburn scoring threat as he recovered his second fumble of the game at UF's 3 yard line. The turnovers set up an eight play, 97-yard scoring drive which ended in Florida's third score- a 27 yard pass from Grossman to Gaffney. In all, Auburn turned the ball over four times (two interceptions, two fumbles) and had to settle for six points on two Damon Duval field goals. Auburn tailback Rudi Johnson, the SEC's leading rusher who entered the game with a 138.2 yards rushing per game average, was held to 47 yards on 17 carries and no touchdowns. Florida's Earnest Graham rushed for a career-high 169 yards (also a SEC championship game record) on 19 carries and quarterback Rex Grossman completed 17 of 26 passes for 238 yards and four touchdowns. Grossman threw for nine touchdowns against Auburn on the year. Reche Caldwell finished with three receptions for 91 yards and two touchdowns and Jabar Gaffney led the Gators with five catches for 84 yards and a touchdown. Gaffney also set the NCAA Division IA freshman receiving yards record and completes the season with 71 receptions for 1,184 yards and 14 touchdown catches- both NCAA Division IA receiving records for a freshman. Lito Sheppard led the Gator defense with two interceptions while Nattiel finished with two fumble recoveries.

Score by Quarters	1	2	3	4	Score
Florida	14	7	7	0	28
Auburn	0	3	3	0	6

### SCORING SUMMARY

Qtr	Time	Scoring Play	UF-AU
1st	13:09	UF - Caldwell 10-yd pass from Grossman (Chandler kick), 5-69 1:31	UF 7 - AU 0
	2:42	UF - Caldwell 66-yd pass from Grossman (Chandler kick), 3-69 1:35	UF 14 - AU 0
2nd	8:19	UF - Gaffney 27-yd pass from Grossman (Chandler kick), 8-97 2:47	UF 21 - AU 0
	0:00	AU - Duval 44-yd field goal, 5-38 0:35	UF 21 - AU 3
3rd	9:43	AU - Duval 21-yd field goal, 7-18 3:35	UF 21 - AU 6
	5:17	UF - Haugbrook 12-yd pass from Grossman (Chandler kick), 11-80 4:26	UF 28 - AU 6

### TEAM STATISTICS

	UF	AU
First Downs	20	19
Rushes-Yards (Net)	35-191	28-120
Passing Yards (Net)	238	208
Passes Att-Comp-Int.	17-26-1	23-43-2
Total Offense Plays-Yards	61-429	71-328
Punt Returns-Yards	2-30	1-13
Kickoff Returns-Yards	2-44	2-34
Punts-Average	4-44.5	5-41.2
Fumbles-Lost	4-2	3-2
Penalties-Yards	8-61	5-19
Possession Time	28:11	31:49
Sacks By: Number-Yards	1-2	1-21

### INDIVIDUAL STATISTICS

<b>Passing</b>	UF - Grossman 17-26-238-1 (4 TD)
	AU - Leard 17-30-158-1, Klein 6-13-50-1
<b>Rushing</b>	UF - Graham 19-169, Gillespie 11-45, Grossman 5-(-23)
	AU - Evans 8-69, Johnson 17-47, 1-9, 1-(-2), 1-(-3)
<b>Receiving</b>	UF - Gaffney 5-84 (TD), Caldwell 3-91 (2 TD), Gillespie 3-19, Walker 2-27, Haugbrook 2-10 (TD), Frazier 1-9, Graham 1-(-2)
	AU - Evans 4-45, Diamond 4-42, Green 3-25, Robinson 3-24, Daniels 3-22, Johnson 2-21, Willis 1-10, Worthy 1-10, Carter 1-6, McIntyre 1-3
	<b>Sacks</b> UF - Mitchell 1-2
	AU - Johnson 1-21
<b>Interceptions</b>	UF - Sheppard 2-31
	AU - Crayton 1-3

## 2006 SEC CHAMPIONSHIP GAME NO. 4 FLORIDA 38, NO. 8 ARKANSAS 28

December 2, 2006  
Georgia Dome (Attendance: 73,374)  
Atlanta, Ga.

Florida scored second-half touchdowns on a muffed punt, a 67-yard run and a pass from a wide receiver en route to defeating No. 8 Arkansas, 38-28, to win its seventh SEC title. With UF trailing 21-17 late in the third quarter, Arkansas fumbled a punt after trying to field it inside its own five-yard line, allowing Wondy Pierre-Louis to pounce on the ball in the endzone for a touchdown that gave Florida a 24-21 lead. Percy Harvin rushed for a 67-yard touchdown on Florida's first play of the fourth quarter, widening the lead to 31-21. The Hogs quickly cut the margin back to three points, at 31-28, when wide receiver Cedric Washington hit running back Felix Jones for a 29-yard score on a double pass with 12:29 left to play. Florida responded on its next drive, with an eight-play, 80-yard drive that ended in a five-yard touchdown pass from wide receiver Andre Caldwell to tight end Tate Casey to reach the final margin, 38-28. Reggie Nelson and Ryan Smith sealed Florida's win with fourth-quarter interceptions, with Smith's coming in UF's own endzone on Arkansas' final drive. The game got off to a slow start, with Chris Hetland's 33-yard field goal being the only score in the opening quarter. In the second quarter, Jarred Fayson blocked an Arkansas punt, which Tremaine McCollum recovered at the Hogs' nine-yard line. Quarterback Chris Leak plunged into the endzone on the next play to put UF ahead 10-0. Just over four minutes later, Leak threw a 37-yard strike to Harvin, pushing the advantage to 17-0. Leak became Florida's all-time leader in passing yards on the play, breaking Danny Wuerffel's career record of 10,875. The Gators headed into the locker room with a 17-7 lead after Arkansas quarterback Casey Dick hooked up with wideout Marcus Monk on a 48-yard touchdown pass to get the Razorbacks on the board. Arkansas cut the lead to 17-14 on their first drive of the second half behind a two-yard touchdown pass from running back Darren McFadden to Jones. The Hogs took the lead less than four minutes later when defensive lineman Antwain Robinson intercepted Leak and returned the ball 40 yards for the score, giving Arkansas a 21-17 edge. UF retook the lead on Pierre-Louis' special-teams touchdown on the next series and would not trail for the remainder of the contest.

Score by Quarters	1	2	3	4	Score
Arkansas	0	7	14	7	28
Florida	3	14	7	14	38

### SCORING SUMMARY

Qtr	Time	Scoring Play	UA-UF
1st	6:10	UF - Hetland 33-yd field goal, 6-47 2:25	UA 0 - UF 3
	8:54	UF - Leak 9-yd run (Hetland kick), 1-9 0:29	UA 0 - UF 10
2nd	4:02	UF - Harvin 37-yd pass from Leak (Hetland kick), 8-74 3:23	UA 0 - UF 17
	1:55	UA - Monk 48-yd pass from Dick (Davis kick), 3-66 2:07	UA 7 - UF 17
3rd	12:06	UA - F. Jones 2-yd pass from McFadden (Davis kick), 7-32 2:18	UA 14 - UF 17
	8:33	UA - A. Robinson 40-yd interception return (Davis kick)	UA 21 - UF 17
	3:47	UF - Pierre-Louis 0-yd fumble recovery (Hetland kick)	UA 21 - UF 24
4th	14:22	UF - Harvin 67-yd run (Hetland kick), 1-67 0:30	UA 21 - UF 31
	12:29	UA - F. Jones 29-yd pass from Washington (Davis kick), 4-63 1:53	UA 28 - UF 31
	9:04	UF - Casey 5-yd pass from Caldwell (Hetland kick), 8-80 3:25	UA 28 - UF 38

### TEAM STATISTICS

	UA	UF
First Downs	18	17
Rushes-Yards (Net)	35-132	30-202
Passing Yards (Net)	179	194
Passes Att-Comp-Int.	12-26-3	17-31-2
Total Offense Plays-Yards	61-311	61-396
Punt Returns-Yards	2-(-4)	5-29
Kickoff Returns-Yards	4-68	3-23
Punts-Average	6-29.3	6-37.3
Fumbles-Lost	1-1	3-0
Penalties-Yards	5-25	8-67
Possession Time	31:58	28:02
Sacks By: Number-Yards	2-15	0-0

### INDIVIDUAL STATISTICS

<b>Passing</b>	UF - Leak 16-30-189-2 (TD), Caldwell 1-1-5-0 (TD)
	UA - Dick 10-22-148-2 (TD), McFadden 1-3-2-1 (TD), Washington 1-1-29-0 (TD)
<b>Rushing</b>	UF - Harvin 6-105 (TD), Moore 3-32, Tebow 8-31, Leak 11-19 (TD), Cornelius 1-17, Wynn 1-(-2)
	UA - McFadden 21-73, Jones 13-57, Mustain 1-2
<b>Receiving</b>	UF - Ingram 6-71, Harvin 5-62 (TD), Caldwell 3-31, Baker 2-25, Casey 1-5 (TD)
	UA - Monk 3-69 (TD), Jones 2-31 (2 TD), McFadden 2-27, Williams 2-14, Cleveland 1-18, Houston 1-12, Washington 1-8
<b>Sacks</b>	UF - none
	UA - Kelly 1-8, Brown 0.5-3, Smith 0.5-4
<b>Interceptions</b>	UF - Lewis 1-0, Nelson 1-0, Smith 1-0
	UA - Robinson 1-40 (TD), Dacus 1-0



# 2008 SEC CHAMPIONSHIP GAME

## NO. 2 FLORIDA 31, NO. 1 ALABAMA 20

December 6, 2008  
 Georgia Dome (Attendance: 75,892)  
 Atlanta, Ga.

Florida defeated Alabama in front of a record crowd of 75,892 at the Georgia Dome on Saturday night to claim its eighth SEC title in school history. Florida rushed for 136 yards against an Alabama defense who allowed only 73.6 rushing yards per game - which ranked second in the nation - and scored 31 points on an Alabama defense that allowed just 11.5 points per game (third nationally). The Florida offense drove down the field on its first drive, and junior QB Tim Tebow connected with junior wideout Carl Moore for a 3-yard score. Alabama responded in just two plays, a 64-yard catch by Julio Jones followed by an 18-yard touchdown run from Glen Coffee, tying the game, 7-7. After a three-and-out by the Gator offense, Javier Arenas put Alabama in good field position with a 20-yard punt return. However, the Gator defense forced Alabama to settle for a 30-yard field goal by Leigh Tiffin, giving the Crimson Tide a 10-7 advantage with 3:28 in the first, marking the first time that the Gators trailed in a game since the loss against Ole Miss on Sept. 27, 2008. Following an Alabama fake field goal that was broken up by redshirt sophomore defensive tackle Terron Sanders, junior receiver Riley Cooper had a 51-yard catch to put UF in scoring position. Senior kicker Jonathan Phillips connected on a 19-yard field goal to even the score, 10-10. After forcing a three-and-out from Alabama on the ensuing possession, a 22-yard pass up the seam from Tebow to sophomore tight end Aaron Hernandez gave UF 1st-and-10 from the Alabama five-yard line. Two plays later, Tebow found junior wide receiver David Nelson in the end zone for a five-yard touchdown and a 17-10 lead heading into the locker room at halftime. Alabama opened the second half with a 91-yard, 15-play scoring drive that ate up 6:53 on the clock. Running back Mark Ingram punched it in from two yards out to tie the game, and Alabama took a 20-17 lead following a successful field goal by Tiffin at the end of the third quarter. The Gators answered on the following drive, as freshman running back Jeff Demps rushed for a one-yard score, giving UF a 24-21 lead. The aggressive Gator defense was too much for the Crimson Tide in the final quarter, as junior defensive end Jermaine Cunningham notched a sack to force a three-and-out. Following a punt, UF drove the ball 65 yards to add their final score of the night and increase their lead to 31-20 on a five-yard reception by Cooper. An interception by sophomore cornerback Joe Haden with 1:39 remaining in the game sealed the Gators' SEC title.

Score by Quarters	1	2	3	4	Score
Alabama	10	0	10	0	20
Florida	7	10	0	14	31

### SCORING SUMMARY

Qtr	Time	Scoring Play	UA-UF
1st	8:17	UF - C. Moore 3-yd pass from Tebow (Phillips kick), 9-59 4:28	UA 0 - UF 7
	7:23	UA - Coffee 18-yd run (Tiffin kick), 2-82 0:54	UA 7 - UF 7
	3:28	UA - Tiffin 30-yd field goal, 5-12 2:15	UA 10 - UF 7
2nd	8:59	UF - Phillips 19-yd field goal, 8-67 3:51	UA 10 - UF 10
	2:59	UF - Nelson 5-yd pass from Tebow (Phillips kick), 9-57 4:20	UA 10 - UF 17
3rd	6:20	UA - Ingram 2-yd run (Tiffin kick), 15-91 6:53	UA 17 - UF 17
	0:08	UA - Tiffin 27-yd field goal, 10-65 3:40	UA 20 - UF 17
4th	9:21	UF - Demps 1-yd run (Phillips kick), 11-62 5:47	UA 20 - UF 24
	2:50	UF - Cooper 5-yd pass from Tebow (Phillips kick), 8-65 4:37	UA 20 - UF 31

### TEAM STATISTICS

	UA	UF
First Downs	18	19
Rushes-Yards (Net)	33-136	42-142
Passing Yards (Net)	187	216
Passes Att-Comp-Int.	12-25-1	14-22-0
Total Offense Plays-Yards	58-323	64-358
Punt Returns-Yards	2-20	3-25
Kickoff Returns-Yards	4-95	5-121
Punts-Average	4-41.0	3-47.7
Fumbles-Lost	0-0	0-0
Penalties-Yards	2-31	6-45
Possession Time	27:56	32:04
Sacks By: Number-Yards	1-2	1-11

### INDIVIDUAL STATISTICS

<b>Passing</b>	UF - Tebow 14-22-216-0 (3 TD)
	UA - Parker Wilson 12-25-187-1
<b>Rushing</b>	UF - Tebow 17-57, Demps 14-53 (TD), Moody 4-23, James 3-7, Murphy 1-4, Rainey 1-1, TEAM 2-(-3)
	UA - Coffee 21-112 (TD), Ingram 8-21 (TD), Parker Wilson 3-2, Fitzgerald 1-1
	UF - Murphy 4-86, Hernandez 3-43, Nelson 3-27 (TD), Cooper 2-56 (TD), C. Moore 1-3 (TD), K. Moore 1-1
<b>Receiving</b>	UF - Jones 5-124, Walker 3-37, Hanks 3-19, Coffee 1-7
	UF - Cunningham 1-11
<b>Sacks</b>	UF - Deaderick 0.5-1, Fanney 0.5-1
	UA - None
<b>Interceptions</b>	UF - Haden 1-24
	UA - None

Quarterback Tim Tebow was voted the Most Valuable Player of the 2008 SEC Championship Game, completing 14-of-22 passes for 216 yards and three touchdowns. He also led the Gators with 57 rushing yards on 17 carries. Tebow's five-yard touchdown pass to Riley Cooper with 2:50 left in the game sealed the victory for UF.



# RING OF HONOR

## WILBER MARSHALL

A two-time consensus first-team All-American and the 1983 National Defensive Player of the Year, Marshall played linebacker for the Gators from 1980-83...ABC Television selected him as the National Defensive Player of the Year in 1983...Finalist for the Lombardi Award in both his junior and senior seasons...Finished his career with 343 tackles (210 solo), including a school-record 23 quarterback sacks...Was selected in 1999 as the Gainesville Sun's Defensive Player of the Century...First-round draft pick by the Chicago Bears in 1984 and enjoyed a 12-year career in the NFL...Was a three-time All-Pro selection (1986, '87, '92) and also earned a pair of Super Bowl rings with Chicago and Washington...In the 1985 season, he was part of a Bears' defensive unit which allowed the fewest yards, rushing yards and points per game in the NFL...Won another championship ring with the Redskins in the 1991 season...During his dozen NFL seasons, Marshall recorded 45 sacks and intercepted 23 passes, which he returned for 304 yards and three touchdowns...Recovered 16 fumbles, returning them for 70 yards and one touchdown... Among the few players who have recorded 20 sacks and 20 interceptions in their career...Has been nominated for the Pro Football Hall of Fame in Canton, Ohio, and was inducted into the College Football Hall of Fame in 2008...Inducted into Florida's Ring of Honor in September 2008.

## EMMITT SMITH

A unanimous first-team All-America selection, Smith finished seventh in the Heisman Trophy voting in 1989 and ninth in 1987...Three-time first-team All-SEC pick...SEC Player of the Year in 1989...SEC Freshman of the Year in 1987...Was enshrined at the College Football Hall of Fame in South Bend, Ind., during the 2006 ceremonies...Broke 58 school records en route to rushing for 3,928 yards and 36 touchdowns in only three seasons as a Gator...Rushed for 1,599 yards and 16 scores as a junior...First-round draft pick by the Dallas Cowboys in 1990...Enjoyed 15 seasons in the NFL with the Cowboys and Arizona Cardinals...The NFL's all-time leading rusher with 18,355 career yards, 164 touchdowns and three Super Bowl rings...Led the NFL in rushing four times (1991-93, 1995) and rushing touchdowns three times (1992, 1994, 1995)...NFL's Most Valuable Player in 1993, the MVP of Super Bowl XXVIII and made eight Pro Bowls throughout his career... Holds the career Super Bowl record for rushing touchdowns with five, and his 175 total touchdowns rank him second to only Jerry Rice's 207 scores...Sum of his rushing yards, receiving yards (3,224) and fumble return yards (-15), gave him a total of 21,564 yards from the line of scrimmage, making him one of only four players in NFL history to eclipse the 21,000-combined yards mark...Inducted into the Pro Football Hall of Fame in 2010...Inducted into Florida's Ring of Honor in September 2006.

## STEVE SPURRIER

The 1966 Heisman Trophy winner, Spurrier earned All-America status in 1965 and 1966 (unanimous)...Shattered every school record at the time for game, season and career in passing and total offense on his way to establishing numerous SEC marks...Completed 392 passes for 4,848 yards and 36 touchdowns in his UF career...Compiled a 122-27-1 record from 1990-2001, the most wins for a Gator coach in school history and a winning percentage (.817) that ranked among the top three in SEC history...The 1996 season saw the team capture its first-ever National Championship with a 52-20 win over rival Florida State in the Sugar Bowl...Led the Gators to six SEC titles (1991, 1993-96, 2000), second only to Paul "Bear" Bryant, and was a three-time SEC Coach of the Year recipient... Only coach in SEC history, and one of only two coaches in major college history, to lead a squad to six-straight seasons of 10 or more wins (1993-98)...Achieved 100 career victories at Florida in a faster time period (10th season, eighth game) than any major college coach at a school in the 20th century...One of only five major college coaches in history and only the second in SEC annals, to lead a school to 100 wins during a decade (102-22-1 at UF from 1990-99)...Coached UF to back-to-back National Championship Game appearances (1995, '96)...Became the first person to have both won a Heisman Trophy and to have coached a Heisman Trophy winner (Danny Wuerffel in 1996)...Inducted into Florida's Ring of Honor in September 2006.

## DANNY WUERFFEL

Perhaps the most decorated player in Florida's football history, Wuerffel won the 1996 Heisman Trophy while quarterbacking the Gators to the consensus national championship...Led UF to four SEC titles and a pair of national championship games... Only Heisman Trophy recipient to receive the Draddy Scholarship Trophy, which is presented by the National Football Foundation and the College Football Hall of Fame to the nation's top football scholar-athlete...First-team All-America selection in 1995 and 1996 and two-time recipient of the O'Brien National Quarterback of the Year Award in those same campaigns...Completed his Gator career completing 708 of 1,170 passes for 10,875 yards with 114 touchdown passes, best in SEC history and second-most in major college history... Career pass efficiency rating of 163.56 was the best in major college history and his percentage of passes which went for a touchdown (9.74) ranked first in collegiate history...In 1995, his efficiency rating of 178.4 set a single-season collegiate record...During his Heisman-winning season of 1996, he completed 207 of 360 passes for 3,625 yards (an SEC record at the time) for 39 touchdowns (leading the nation and tops in SEC history) and his efficiency rating of 170.6 made him the first quarterback to ever post a rating of 170 or better in back-to-back years...Named to the Gainesville Sun's UF Team of the Century in 1999 and was chosen the century's top Gator offensive player by that publication...Inducted into Florida's Ring of Honor in September 2006...Inducted into the College Football Hall of Fame in 2013.

## JACK YOUNGBLOOD

Regarded as best defensive end in Gator history...Named to All-SEC team for decade of the 1970s, and went on to become an All-Pro star with the Los Angeles Rams after being a first-round draft selection in 1971...Was the Most Outstanding Player in the 1971 Senior Bowl...Was enshrined into the College Football Hall of Fame in 1992 and became the first player from Florida to be inducted into the NFL Hall of Fame in 2001...After leading the team with 66 tackles in 1969, he made All-America the following season...The Rams' defensive captain, he was a three-time winner of the Dan Reeves Award given to that team's Most Valuable Player each season...Was All-Pro in 1974, 1975, 1976, 1978 and 1979 and All-NFC seven times...Played in seven-straight Pro Bowls following each season from 1973 to 1979...Rams played in five NFC championship games and advanced to Super Bowl XIV following the 1979 season...Played in a Rams' record 201-consecutive games and only missed one game in 14 seasons, which came in his final year in 1984...Inducted into Florida's Ring of Honor in September 2006.

## CRITERIA TO MERIT CONSIDERATION

For a player or coach to merit consideration for induction into the Gator Football Ring of Honor, at least one of the following criteria must be met. In addition, the individual must have been departed from UF for at least five seasons, and he must be in good standing with the institution.

- Heisman Trophy winners
- Former UF All-Americans inducted into the Pro Football Hall of Fame for accomplishments as players
- Former UF All-Americans who are NFL career category leaders
- Collegiate career category leaders
- Coaches with UF National Championships
- Coaches with at least three UF SEC Championships
- Players with three or more consensus All-America honors (AP, Walter Camp, Sporting News, AFCA, FWAA, UPI)
- Two-Time National Offensive/Defensive Players of Year (AP, Walter Camp, Sporting News, AFCA, FWAA, UPI)

# HEISMAN TROPHY WINNERS

See page 92 for a listing of all of Florida's Heisman Trophy finalists and where they finished in the voting.

- Florida is one of two schools in the SEC to have three Heisman winners.
- Florida is one of nine schools nationally to have three or more winners of the prestigious award.
- Florida is one of only two schools in the nation with three Heisman-winning quarterbacks. (Notre Dame)
- Florida is one of three schools to have multiple Heisman winners since 1996. (Oklahoma, USC)
- Steve Spurrier became the first Heisman winner (1966) to coach a Heisman recipient (Danny Wuerffel in 1996).
- Danny Wuerffel is just one of 12 Heisman winners to lead his team to a national championship, pulling off the feat in 1996.
- Tim Tebow became the first sophomore ever to win the Heisman Trophy, claiming the award in 2007.
- ESPN's telecast of the 2007 Heisman Trophy presentation became the network's most-viewed ever in households and total viewers and tied for the highest-rated as Tim Tebow won the coveted award.

### DID YOU KNOW?

In the 2008 Heisman Trophy race, Tim Tebow finished third overall, but tallied 309 first-place votes, the most first-place points for a non-winner since 1953, when Paul Giel from Minnesota had 366 first-place votes. Giel finished second overall in the voting to John Lattner (Notre Dame).

## HEISMAN WINNERS IN THE SEC

(By School)

<b>FLORIDA</b>	<b>3</b>
Auburn	3
Georgia	2
Alabama	1
LSU	1
South Carolina	1
Texas A&M	1

## HEISMAN WINNERS IN THE STATE OF FLORIDA

(By School)

<b>FLORIDA</b>	<b>3</b>
Miami	2
Florida State	2

## HEISMAN TROPHY BALLOTING

### 1966

Name, School	1st	2nd	3rd	Total
<b>STEVE SPURRIER, FLORIDA</b>	<b>433</b>	<b>150</b>	<b>80</b>	<b>1,659</b>
Bob Griese, Purdue	184	95	74	816
Nick Eddy, Notre Dame	39	120	99	456

### 1996

Name, School	1st	2nd	3rd	Total
<b>DANNY WUERFFEL, FLORIDA</b>	<b>300</b>	<b>158</b>	<b>147</b>	<b>1,363</b>
Troy Davis, Iowa St.	209	206	135	1,174
Jake Plummer, Arizona St.	116	113	111	685

### 2007

Name, School	1st	2nd	3rd	Total
<b>TIM TEBOW, FLORIDA</b>	<b>462</b>	<b>229</b>	<b>113</b>	<b>1,957</b>
Darren McFadden, Arkansas	291	355	120	1,703
Colt Brennan, Hawaii	54	114	242	632



# ALL-AMERICANS

AFCA - American Football Coaches Association  
 AP - Associated Press  
 CP - Central Press

FWAA - Football Writers Association of America  
 NBC - National Broadcasting Company  
 NEA - Newspaper Enterprise of America

UPI - United Press International

YEAR	NAME	POSITION	TEAM
1928	Dale Van Sickle	End	1st Team AP; 1st Team NEA; 1st Team Grantland Rice
1941	Fergie Ferguson	End	1st Team NEA; 1st Team Grantland Rice
1952	Charles LaPradd	Tackle	1st Team AP; 1st Team New York News
1956	John Barrow	Guard	1st Team FWAA
1958	Vel Heckman	Tackle	1st Team FWAA; 3rd Team AP
1960	Vic Miranda	Guard	Honorable Mention AP
1964	Larry Dupree	Fullback	1st Team AFCA
	Dennis Murphy	Tackle	1st Team Football News
1965	Bruce Bennett	Defensive Back	1st Team UPI
	Charles Casey	Wide Receiver	1st Team AP; 1st Team AFCA
	Larry Gagner	Guard	1st Team NBC; 1st Team Football News
	Lynn Matthews	Defensive End	1st Team NEA
	Steve Spurrier	Quarterback	1st Team FWAA
1966	Bill Carr	Center	1st Team Time; 1st Team Football News
	Steve Spurrier	Quarterback	1st Team AP; 1st Team UPI; 1st Team FWAA; 1st Team AFCA; 1st Team NEA; 1st Team Sporting News; 1st Team Football News; 1st Team Time; 1st Team CP; 1st Team NBC; 1st Team New York News
1968	Guy Dennis	Guard	1st Team UPI; 1st Team New York News; 1st Team Walter Camp
	Larry Smith	Fullback	1st Team Sporting News; 1st Team Football News
1969	Carlos Alvarez	Wide Receiver	1st Team UPI; 1st Team NEA; 1st Team AFCA; 1st Team Football News; 1st Team New York News; 1st Team Walter Camp; 3rd Team AP
	Steve Tannen	Defensive Back	1st Team Football News; 1st Team Time; Honorable Mention AP
	Tommy Durrance	Running Back	Honorable Mention AP
	David Ghesquiere	Defensive End	Honorable Mention AP
	John Reaves	Quarterback	Honorable Mention AP
	Mac Steen	Guard	Honorable Mention AP
1970	Jack Youngblood	Defensive End	1st Team CP; 1st Team FWAA; 1st Team Sporting News; 1st Team Football News; 1st Team Time; 2nd Team AP
	Jim Yancey	Tight End	Honorable Mention AP
1971	John Reaves	Quarterback	1st Team Time
1972	Fred Abbott	Linebacker	Honorable Mention AP
	Nat Moore	Running Back	Honorable Mention AP
1973	Ricky Browne	Defensive End	Honorable Mention AP
	Ralph Ortega	Linebacker	Honorable Mention AP
	Jim Revels	Defensive Back	Honorable Mention AP
1974	Burton Lawless	Guard	1st Team NEA
	Ralph Ortega	Linebacker	1st Team Time; 1st Team Sporting News
	Glenn Cameron	Linebacker	3rd Team AP
	Lee McGriff	Wide Receiver	Honorable Mention AP
1975	Sammy Green	Linebacker	1st Team AP; 1st Team NEA; 1st Team FWAA
	Jimmy DuBose	Running Back	2nd Team AP
	Mike Williams	Offensive Tackle	Honorable Mention AP
1976	Wes Chandler	Wide Receiver	1st Team NEA; 1st Team Football News; 3rd Team AP
1977	Wes Chandler	Wide Receiver	1st Team UPI; 1st Team NEA; 1st Team Sporting News; 1st Team Football News; 2nd Team AP
	Scot Brantley	Linebacker	Honorable Mention AP
	Scott Hutchinson	Guard	Honorable Mention AP
1978	Cris Collinsworth	Wide Receiver	2nd Team AP
	Scot Brantley	Linebacker	Honorable Mention AP
1979	Cris Collinsworth	Wide Receiver	Honorable Mention AP
	David Little	Linebacker	Honorable Mention AP
1980	David Little	Linebacker	1st Team AP; 1st Team FWAA; 1st Team Football News
	Cris Collinsworth	Wide Receiver	1st Team NEA; 2nd Team AP
	Chris Faulkner	Tight End	Honorable Mention AP
	David Galloway	Defensive Tackle	Honorable Mention AP
	Tim Golden	Defensive End	Honorable Mention AP
	Tim Groves	Defensive Back	Honorable Mention AP
1981	David Galloway	Defensive Tackle	3rd Team AP
	Brian Clark	Place Kicker	Honorable Mention AP
	Fernando Jackson	Linebacker	Honorable Mention AP

	James Jones	Fullback	Honorable Mention AP
	Tony Lilly	Defensive Back	Honorable Mention AP
	Wilber Marshall	Linebacker	Honorable Mention AP
1982	Wilber Marshall	Linebacker	1st Team AP; 1st Team FWAA; 3rd Team Football News
	James Jones	Fullback	3rd Team Football News; Honorable Mention AP; Honorable Mention UPI
1983	Wilber Marshall	Linebacker	1st Team AP; 1st Team Walter Camp; 1st Team UPI; 1st Team AFCA; 1st Team Football News
	Tony Lilly	Defensive Back	2nd Team Football News; Honorable Mention AP
	Phil Bromley	Center	Honorable Mention AP
	Dwayne Dixon	Wide Receiver	Honorable Mention AP
	Wayne Peace	Quarterback	Honorable Mention AP
1984	Lomas Brown	Offensive Tackle	1st Team AP; 1st Team AFCA; 1st Team FWAA; 1st Team Walter Camp; 1st Team Sporting News; 2nd Team UPI; 3rd Team Football News
	Alonzo Johnson	Linebacker	1st Team Sporting News; 2nd Team Football News; 2nd Team UPI; 3rd Team AP
	Phil Bromley	Center	2nd Team AP; 2nd Team Football News
	Tim Newton	Defensive Guard	2nd Team AP
	Neal Anderson	Running Back	Honorable Mention AP
	Crawford Ker	Offensive Tackle	Honorable Mention AP
	Jeff Zimmerman	Guard	Honorable Mention AP
1985	Alonzo Johnson	Linebacker	1st Team Football News; 1st Team Scripps Howard; 1st Team College & Pro Weekly; 1st Team Sporting News; 2nd Team UPI; 3rd Team AP
	Jeff Zimmerman	Guard	1st Team Football News; 1st Team Walter Camp; 1st Team Sporting News; 2nd Team UPI; 3rd Team AP
	Neal Anderson	Running Back	Honorable Mention AP
	Kerwin Bell	Quarterback	Honorable Mention AP
	Jarvis Williams	Defensive Back	Honorable Mention AP
	John L. Williams	Fullback	Honorable Mention AP
	Keith Williams	Defensive Tackle	Honorable Mention AP
1986	Jarvis Williams	Defensive Back	1st Team Football News; 2nd Team Sporting News; Honorable Mention AP
	Jeff Zimmerman	Guard	1st Team Walter Camp; 2nd Team Football News; Honorable Mention AP
	Ricky Nattiel	Wide Receiver	2nd Team Sporting News; Honorable Mention AP
	Adrian White	Defensive Back	2nd Team UPI; Honorable Mention AP
	Kerwin Bell	Quarterback	Honorable Mention AP
	Clifford Charlton	Linebacker	Honorable Mention AP
	Keith Williams	Defensive Tackle	Honorable Mention AP
1987	Louis Oliver	Defensive Back	1st Team Sporting News; 2nd Team UPI; 3rd Team Football News; 3rd Team AP
	Clifford Charlton	Linebacker	1st Team Sporting News; Honorable Mention AP
	Jarvis Williams	Defensive Back	1st Team Walter Camp; 1st Team College & Pro Weekly; Honorable Mention AP
	David Williams	Offensive Tackle	2nd Team Football News; Honorable Mention AP
	Emmitt Smith	Running Back	Honorable Mention AP
	Rhondy Weston	Defensive Tackle	Honorable Mention AP
1988	Louis Oliver	Free Safety	1st Team AP; 1st Team AFCA; 1st Team Walter Camp; 1st Team College & Pro Weekly; 1st Team Scripps Howard; 2nd Team Sporting News; 2nd Team Football News
	Trace Armstrong	Defensive Tackle	1st Team Sporting News; 2nd Team Football News; Honorable Mention AP
	Jeff Roth	Guard	2nd Team Sporting News
	David Williams	Offensive Tackle	2nd Team Football News; Honorable Mention AP; Honorable Mention Sporting News
	John David Francis	Place Kicker	Honorable Mention AP
	Huey Richardson	Linebacker	Honorable Mention Sporting News
	Emmitt Smith	Running Back	Honorable Mention AP; Honorable Mention Sporting News
	Rhondy Weston	Defensive Tackle	Honorable Mention AP; Honorable Mention Sporting News

<b>1989</b>	Emmitt Smith	Running Back	1st Team AP; 1st Team UPI; 1st Team AFCA; 1st Team Walter Camp; 1st Team Scripps Howard; 1st Team FWAA; 1st Team Football News; 1st Team Sporting News
	Richard Fain	Cornerback	2nd Team UPI; Honorable Mention Sporting News
	John Durden	Offensive Tackle	Honorable Mention Sporting News
	Godfrey Myles	Linebacker	Honorable Mention Sporting News
	Huey Richardson	Linebacker	Honorable Mention Sporting News; Honorable Mention UPI
<b>1990</b>	Huey Richardson	Linebacker	1st Team AP; 1st Team Football News; 2nd Team UPI; 2nd Team Sporting News
	Will White	Free Safety	1st Team FWAA; 2nd Team UPI; 2nd Team Sporting News; 3rd Team AP
	Kirk Kirkpatrick	Tight End	2nd Team AP; 2nd Team UPI; 2nd Team Sporting News; 2nd Team Football News
	Richard Fain	Cornerback	2nd Team United-Press International (UPI)
<b>1991</b>	Shane Matthews	Quarterback	Honorable Mention UPI
	Brad Culpepper	Defensive Tackle	1st Team AP; 1st Team Football News; 1st Team AFCA; 1st Team Scripps Howard; 1st Team Sporting News
	Cal Dixon	Center	2nd Team AP; 2nd Team Football News; 2nd Team Sporting News
	Shane Matthews	Quarterback	2nd Team Football News; 3rd Team AP
	Shayne Edge	Punter	2nd Team Sporting News; Honorable Mention Football News
	Hesham Ismail	Guard	3rd Team AP; Honorable Mention Football News
	Arden Czynzewski	Place Kicker	Honorable Mention Football News
	Willie Jackson	Wide Receiver	Honorable Mention Football News
	Tony McCoy	Defensive Tackle	Honorable Mention Football News
	Tim Paulk	Linebacker	Honorable Mention Football News
<b>1992</b>	Errict Rhett	Running Back	Honorable Mention Football News
	Will White	Free Safety	Honorable Mention Football News
	Shane Matthews	Quarterback	2nd Team UPI; Honorable Mention Football News
	Shayne Edge	Punter	Honorable Mention Football News
	Harrison Houston	Wide Receiver	Honorable Mention Football News
	Willie Jackson	Wide Receiver	Honorable Mention Football News
	Carlton Miles	Linebacker	Honorable Mention Football News; Honorable Mention UPI
	Errict Rhett	Running Back	Honorable Mention Football News
	Jim Watson	Guard	Honorable Mention Football News
	Will White	Free Safety	Honorable Mention Football News
<b>1993</b>	Judd Davis	Place Kicker	1st Team UPI; 3rd Team AP; Honorable Mention Football News
	Shayne Edge	Punter	Honorable Mention Football News
	William Gaines	Defensive Tackle	3rd Team AP; Honorable Mention UPI; Honorable Mention Football News
	Reggie Green	Offensive Tackle	Honorable Mention Football News; Honorable Mention UPI
	Jack Jackson	Wide Receiver	Honorable Mention Football News
	Willie Jackson	Wide Receiver	Honorable Mention Football News
	Larry Kennedy	Cornerback	Honorable Mention Football News
	Jason Odom	Offensive Tackle	Honorable Mention Football News
	Errict Rhett	Running Back	1st Team Football News; Honorable Mention United-Press International (UPI)
	Ed Robinson	Linebacker	Honorable Mention Football News
<b>1994</b>	Jim Watson	Guard	Honorable Mention Football News
	Danny Wuerffel	Quarterback	Honorable Mention Football News
	Jack Jackson	Wide Receiver	1st Team AP; 1st Team AFCA; 1st Team College Sports; 1st Team Football News; 1st Team FWAA; 1st Team Scripps Howard; 1st Team Sporting News; 1st Team UPI
	Kevin Carter	Defensive End	1st Team College Sports; 1st Team Football News; 1st Team Sporting News; 1st Team UPI; 1st Team Walter Camp; 2nd Team AP
	Jason Odom	Offensive Tackle	2nd Team Football News; 3rd Team AP; Honorable Mention UPI
<b>1995</b>	Judd Davis	Place Kicker	Honorable Mention UPI; Honorable Mention Football News
	Shayne Edge	Punter	Honorable Mention UPI
	Ellis Johnson	Defensive Tackle	Honorable Mention UPI; Honorable Mention Football News
	Jason Odom	Offensive Tackle	1st Team AP; 1st Team AFCA; 1st Team Football News; 1st Team FWAA; 1st Team Sporting News; 1st Team UPI; 1st Team Walter Camp

<b>1996</b>	Danny Wuerffel	Quarterback	1st Team Football News; 2nd Team AP
	Chris Doering	Wide Receiver	2nd Team AP; 3rd Team Football News
	Lawrence Wright	Strong Safety	3rd Team Football News
	Mark Campbell	Defensive End	Honorable Mention Football News
	Ben Hanks	Linebacker	Honorable Mention Football News
<b>1997</b>	Reidel Anthony	Wide Receiver	1st Team AP; 1st Team Football Writers; 1st Team Sporting News; 1st Team Football News; Honorable Mention Football News
	Danny Wuerffel	Quarterback	1st Team AP; 1st Team Football News; 1st Team AFCA; 1st Team Sporting News
	Ike Hilliard	Wide Receiver	1st Team Football News; 1st Team AFCA; 2nd Team AP; 1st Team Walter Camp
	Donnie Young	Guard	2nd Team Football News; 2nd Team Sporting News
	Jeff Mitchell	Center	3rd Team AP; Honorable Mention Football News
	Anthone Lott	Cornerback	3rd Team Football News
	Fred Weary	Cornerback	Honorable Mention Football News
	Jacquez Green	Wide Receiver	1st Team AP; 1st Team FWAA; 1st Team Walter Camp; 2nd Team Sporting News; 3rd Team Football News
	Fred Weary	Cornerback	1st Team Football News; 1st Team Walter Camp; 1st Team Sporting News; 1st Team AFCA; 2nd Team AP
	Fred Taylor	Running Back	1st Team Walter Camp; 3rd Team AP; 3rd Team Sporting News; Honorable Mention Football News
<b>1998</b>	Ed Chester	Defensive Tackle	3rd Team AP
	Jevon Kearse	Linebacker	1st Team Walter Camp; 1st Team Football News; 2nd Team AP; 2nd Team Sporting News
	Mike Peterson	Linebacker	1st Team Sporting News; 2nd Team AP; Honorable Mention Football News
	Ed Chester	Defensive Tackle	2nd Team AP
	Travis McGriff	Wide Receiver	3rd Team AP; 3rd Team Football News; 3rd Team Sporting News
<b>1999</b>	Tony George	Strong Safety	Honorable Mention Football News
	Alex Brown	Defensive End	1st Team Walter Camp; 1st Team Football News; 2nd Team AP; 3rd Team Sporting News
	Jeff Chandler	Place Kicker	2nd Team AP; 2nd Team Sporting News; Honorable Mention Football News
	Darrell Jackson	Wide Receiver	3rd Team Football News
	Lito Sheppard	Defensive Back	1st Team AP; 1st Team AFCA; 1st Team CNN/Sports Illustrated; 1st Team FWAA; 1st Team Sporting News; 2nd Team ABC Sports BCS Football.com; 2nd Team College Football News; 2nd Team Sporting News
<b>2000</b>	Jabar Gaffney	Wide Receiver	1st Team College Football News; 2nd Team ABC Sports BCS Football.com; 3rd Team AP; Honorable Mention Football News
	Kenyatta Walker	Offensive Tackle	2nd Team AP; 2nd Team Walter Camp; 3rd Team Football News
	Alex Brown	Defensive End	2nd Team ABC Sports BCS Football.com; 2nd Team Walter Camp; 3rd Team AP; Honorable Mention College Football News
	Mike Pearson	Offensive Tackle	2nd Team ABC Sports BCS Football.com
	Jeff Chandler	Place Kicker	Honorable Mention Football News
<b>2001</b>	Alex Brown	Defensive End	1st Team AP; 1st Team Walter Camp; 1st Team FWAA; 2nd Team Sporting News; 2nd Team Football News
	Jabar Gaffney	Wide Receiver	1st Team AP; 1st Team AFCA; 1st Team Walter Camp; 1st Team FWAA; 1st Team Football News; 1st Team Sporting News
	Rex Grossman	Quarterback	1st Team AP; 1st Team Walter Camp; 1st Team Football News; 3rd Team Sporting News
	Mike Pearson	Offensive Line	1st Team AP; 1st Team FWAA; 1st Team Sporting News; 2nd Team Football News
	Lito Sheppard	Cornerback	2nd Team AP; 2nd Team Sporting News
<b>2002</b>	Andra Davis	Linebacker	2nd Team Sporting News; 3rd Team AP
	Zac Zedalis	Center	4th Team Sporting News
	Reche Caldwell	Wide Receiver	Honorable Mention Football News
	Mike Degory	Center	The Sporting News All-Freshman; Scripps/FWAA All-Freshman

# ALL-AMERICANS *(Continued)*

<b>2003</b>	Channing Crowder	Linebacker	Scripps/FWAA Freshman All-America Team; Rivals.com Freshman All-America Team
	Chris Leak	Quarterback	Scripps/FWAA Freshman All-America Team; Rivals.com Freshman All-America Team
	Ray McDonald	Defensive Tackle	Scripps/FWAA Freshman All-America Team
	Keiwan Ratliff	Cornerback	1st Team AP; 1st Team Walter Camp; 1st Team FWAA; 1st Team Sporting News; 1st Team Rivals.com; 1st Team Sports Illustrated.com; 1st Team CSTV
	Shannon Snell	Guard	1st Team Sporting News
	Ben Troupe	Tight End	1st Team Rivals.com; 1st Team Sports Illustrated.com; 1st Team CSTV; 2nd Team AP; 2nd Team Sporting News
	Eric Wilbur	Punter	Rivals.com Freshman All-America Team
<b>2004</b>	Channing Crowder	Linebacker	ESPN All-America Team
	Ciatrick Fason	Running Back	Honorable Mention Sports Illustrated.com
	Brandon Siler	Linebacker	Scripps/FWAA Freshman All-America Team; Rivals.com Freshman All-America Team
<b>2005</b>	Chad Jackson	Wide Receiver	Honorable Mention Pro Football Weekly
<b>2006</b>	Percy Harvin	Wide Receiver	Scripps/FWAA Freshman All-America Team; Rivals.com Freshman All-America Team; 2nd Team Sporting News Freshman All-America Team
	Brandon James	Kick Returner	Rivals.com Freshman All-America Team; Honorable Mention Sporting News Freshman All-America Team
	Reggie Nelson	Safety	1st Team Walter Camp; 1st Team AP; 1st Team FWAA; 1st Team All-American Football Foundation; 1st Team Rivals.com
	Brandon Siler	Linebacker	3rd Team AP
	Ryan Smith	Cornerback	2nd Team AP; 3rd Team Rivals.com
	Tim Tebow	Quarterback	Honorable Mention Sporting News Freshman All-America Team
<b>2007</b>	Joe Haden	Cornerback	1st Team CollegeFootballNews.com Freshman All-America; Honorable Mention Sporting News Freshman All-America Team
	Percy Harvin	Wide Receiver	1st Team Sporting News; 2nd Team Phil Steele; 2nd Team Rivals.com
	Aaron Hernandez	Tight End	Honorable Mention CollegeFootballNews.com Freshman All-America
	Brandon James	Kick Returner	1st Team Phil Steele; 2nd Team Sporting News; 2nd Team Rivals.com; Honorable Mention CollegeFootballNews.com
	Maurkice Pouncey	Guard	1st Team Freshman All-America CollegeFootballNews.com; 1st Team Freshman All-America Rivals.com; 2nd Team Sporting News Freshman All-America
	Brandon Spikes	Linebacker	Honorable Mention CollegeFootballNews.com
	Tim Tebow	Quarterback	1st Team AP; 1st Team FWAA; 1st Team Walter Camp; 1st Team ESPN.com; 1st Team CBSSports.com; 1st Team SI.com; 1st Team Sporting News; 1st Team CollegeFootballNews.com; 1st Team Phil Steele; 1st Team Rivals.com
	Major Wright	Safety	1st Team CollegeFootballNews.com Freshman All-America; 2nd Team Rivals.com Freshman All-America; Honorable Mention Sporting News Freshman All-America
<b>2008</b>	Ahmad Black	Safety	CollegeFootballNews.com 2nd Team All-Sophomore Selection
	Jeff Demps	Running Back	CBSSports.com Midseason Freshman All-American; CollegeFootballNews.com All-Freshman Honorable Mention
	Carlos Dunlap	Defensive End	CollegeFootballNews.com 2nd Team All-Sophomore Selection
	Joe Haden	Cornerback	CollegeFootballNews.com All-Sophomore Selection
	Percy Harvin	All-Purpose	1st Team AFCA; Walter Camp 2nd Team; AP 2nd Team; Sports Illustrated 2nd Team; Phil Steele 2nd Team; Rivals.com 1st Team
	Aaron Hernandez	Tight End	CollegeFootballNews.com All-Sophomore Honorable Mention
	Will Hill	Safety	CollegeFootballNews.com 2nd Team All-Freshman
	Brandon James	Punt Returner	Sporting News 1st Team; Rivals.com 1st Team; Phil Steele 1st Team
		Special Teams	FWAA 1st Team
		Kick Returner	Sports Illustrated Honorable Mention
		Return Specialist	Pro Football Weekly Honorable Mention
	Janoris Jenkins	Cornerback	FWAA Freshman All-American; Sporting News' Freshman All-American; CollegeFootballNews.com All-Freshman Selection
	Maurkice Pouncey	Center	CollegeFootballNews.com All-Sophomore Selection
	Mike Pouncey	Guard	CollegeFootballNews.com All-Sophomore Selection

	Chris Rainey	Running Back	CollegeFootballNews.com All-Freshman Honorable Mention
	Brandon Spikes	Linebacker	AFCA Coaches'; Walter Camp 1st Team; Sports Illustrated 1st Team; FWAA 1st Team; Sporting News 1st Team; AP 1st Team; Pro Football Weekly Honorable Mention; Phil Steele 1st Team; Rivals.com 1st Team
	Tim Tebow	Quarterback	AP 3rd Team; Sports Illustrated Honorable Mention; Pro Football Weekly Honorable Mention; Phil Steele 2nd Team; Sporting News 2nd Team
	Phil Trautwein	Offensive Line	Sports Illustrated 2nd Team; Rivals.com 3rd Team
	Major Wright	Defensive Back	CollegeFootballNews.com All-Sophomore Honorable Mention
<b>2009</b>	Joe Haden	Cornerback	1st Team AFCA; 1st Team AP; 1st Team FWAA; 1st Team Sporting News; 1st Team Walter Camp; 1st Team CBSSports.com; 1st Team CollegeFootballNews.com; 1st Team DB Phil Steele; 1st Team Pro Football Weekly
	Aaron Hernandez	Tight End	1st Team AP; 1st Team Sporting News; 1st Team CollegeFootballNews.com; 2nd Team Phil Steele; Honorable Mention Pro Football Weekly
	Omar Hunter	Defensive Tackle	2nd Team All-Freshmen DL CollegeFootballNews.com
	Xavier Nixon	Offensive Line	All-Freshman Honorable Mention OL CollegeFootballNews.com
	Maurkice Pouncey	Center	1st Team FWAA; 1st Team Sporting News; 1st Team Walter Camp; 2nd Team AP; 1st Team CBSSports.com; 1st Team CB CollegeFootballNews.com; 1st Team Phil Steele; 1st Team Pro Football Weekly
	Mike Pouncey	Offensive Line	2nd Team AP; 1st Team Pro Football Weekly
	Brandon Spikes	Linebacker	1st Team AP; 1st Team Sporting News; 1st Team Walter Camp; 2nd Team CBSSports.com; 2nd Team Phil Steele; Honorable Mention Pro Football Weekly
	Tim Tebow	Quarterback	2nd Team AP; 2nd Team Sporting News; 2nd Team Walter Camp; 3rd Team Phil Steele; Honorable Mention CollegeFootballNews.com
<b>2010</b>	Ahmad Black	Safety	1st Team Rivals.com; 2nd Team AP
	Andre Debose	Kick Returner	Sporting News All-American All-Freshman Team
	Jon Halapio	Offensive Line	Sporting News All-American All-Freshman Team
	Chas Henry	Punter	1st Team Walter Camp; 1st Team AP; 1st Team Scout.com; 1st Team Rivals.com; 1st Team Sporting News
	Janoris Jenkins	Cornerback	3rd Team Rivals.com
<b>2011</b>	Chaz Green	Offensive Line	1st Team All-Freshmen Phil Steele; FWAA Freshman All-American
	Marcus Roberson	Defensive Back	2nd Team All-Freshmen Phil Steele
	De'Ante Saunders	Defensive Back	3rd Team All-Freshmen Phil Steele
	Caleb Sturgis	Kicker	1st Team ESPN.com; 2nd Team CBSSports.com; 2nd Team Walter Camp; 2nd Team Yahoo! Sports; 2nd Team Sports Illustrated; 2nd Team Rivals.com; 2nd Team AP; 3rd Team Phil Steele; Honorable Mention Pro Football Weekly
<b>2012</b>	Kyle Christy	Punter	2nd Team Walter Camp; 2nd Team Phil Steele; 3rd Team CBSSports.com; 3rd Team AP; Honorable Mention SI.com; Honorable Mention Pro Football Weekly
	Matt Elam	Safety	1st Team Sporting News; 1st Team CBSSports.com; 1st Team AP; 1st Team SI.com; 2nd Team Walter Camp; 2nd Team Phil Steele
	Shariff Floyd	Defensive Line	1st Team Sporting News; 3rd Team AP; 3rd Team Phil Steele
	Dante Fowler, Jr.	Defensive Line	1st Team All-Freshman CBSSports.com; 2nd Team All-Freshman Phil Steele; 2nd Team All-Freshman FoxSportsNext.com; 2nd Team All-Freshman Scout.com
	D.J. Humphries	Offensive Line	1st Team All-Freshman Sporting News
	Caleb Sturgis	Kicker	1st Team Sporting News; 2nd Team CBSSports.com; 3rd Team AP; 3rd Team Phil Steele; Honorable Mention SI.com

# FIRST-TEAM ALL-AMERICANS



**1928**  
END

**Dale VAN SICKEL**

Florida's first All-American. A two-way offensive and defensive standout. Noted as one of college football's premier pass receivers. Played on the nation's highest-scoring team (336 points in nine games). The late Van Sichel went on to become one of Hollywood's top stunt men for nearly five decades and was twice president of the Motion Picture Stunt Men's Association. Died as a result of complications from injuries in the 1960s.



**1941**  
END

**Forrest "Fergie" FERGUSON**

Great two-way end that made as many big plays on defense as he did on offense. Star receiver during days of limited passing attacks, he set records which would stand from the early 1940s until the pro-style passing game of the 1960s, including most receptions (43), receiving yards (668), TD passes in a season (five in 1941), longest scoring reception (74 yards from Tommy Harrison vs. Miami in 1941). Injured in Normandy invasion in 1944, awarded DSC for Gallantry in Action, and died of his war wounds in 1954.



**1952**  
TACKLE

**Charlie LaPRADD**

Rugged lineman who was an Army paratrooper prior to resuming his collegiate career. One of the most outstanding linemen in Florida history, he played offense and defense on the Gators' first bowl team, which won the 1953 Gator Bowl. Later went into coaching at FSU then began a career in athletic administration. Was president of St. John's River Community College from 1966-72. LaPradd passed away on Feb. 1, 2006.



**1956**  
GUARD

**John BARROW**

Consensus All-American and SEC Lineman of the Year in 1956. Played in 1957 Senior Bowl game and North-South game. Became an All-CFL lineman with Hamilton, playing 15 seasons. Retired and became general manager at Toronto and other CFL teams prior to going into business in Canada. His son, Greg, was a UF letterman in 1980.



**1958**  
TACKLE

**Vel HECKMAN**

Came out of Pennsylvania to become one of the finest defensive tackles in Gator history. Not unusually big, he made up for it with great quickness and nose for the football. Played in 1959 Senior Bowl game. Following graduation, he went into coaching and finished his career in that area as head football coach at Lakeview of Winter Garden. Still resides in Winter Garden, where he is in private business.



**1964**  
FULLBACK

**Larry DUPREE**

In 1964, became only the third back in league history to earn first-team All-SEC for the third time. Captain and All-American that season. An explosive, quick and durable runner who was second on the all-time Florida rushing list with 1,725 yards in three seasons. Played in 1965 Coaches' All-American game. Currently in private business in his hometown of MacClenny, Fla.



**1965**  
DEFENSIVE END

**Lynn MATTHEWS**

Quick, tough and competitive end generally regarded as the finest at his position during the Ray Graves decade at Florida. Three-year starter who capped his career by helping lead Gators to Sugar Bowl berth. Was noted as a "big play" man for his ability to force and recover fumbles and make tackles in enemy backfield. Former president of New York Times Regional Newspapers in Tampa.



**1965**  
DEFENSIVE BACK

**Bruce BENNETT**

Two-year All-SEC choice named top safety in the league in 1965 and first-team All-American the same season. Set school career record for interceptions with 13, tied for single-game mark with three. Defensive captain of 1966 Sugar Bowl team. Went on to All-CFL stardom with Regina, and after nearly a decade in that league he returned to coach high school football in Georgia. In 1999, named to Gainesville Sun's UF Team of the Century.



**1965**  
GUARD

**Larry GAGNER**

High school fullback converted to offensive guard. He started two seasons and helped lead the 1965 team into Sugar Bowl. Played in 1966 Senior Bowl and College All-Star game. Started on offensive line for Pittsburgh and Kansas City. Majored in art at Florida and is currently an artist in Tampa.



**1965**  
END

**Charley CASEY**

Two-time All-SEC and leading receiver in league history at the end of his career. Caught 58 passes to top SEC in 1965 and was second-leading career receiver for Florida with 123 catches from 1963-65. Academic All-SEC in 1965. In 1966, he played in Senior Bowl and Coaches' All-America Game. Currently a stockbroker in Fort Myers.



**1965-66**  
QUARTERBACK

**Steve SPURRIER**

*1966 Heisman Trophy Recipient*

Two-year All-American, 1966 Heisman Trophy winner and SEC Player of the Year. Broke every school record for game, season and career in passing and total offense and all league records for passing. Was first player in history of Sugar Bowl to win MVP trophy for losing team following 20-18 loss to Missouri in which he broke six game records. Went on to play 10 years of professional football with San Francisco and Tampa, setting a 49ers' game mark by throwing five touchdown passes versus the Chicago Bears. Named to College Football Hall of Fame in 1986. Was inducted into Florida's Ring of Honor in September 2006. Currently the head coach at South Carolina.

	PA	PC	INT	YDS	PCT	TD
1966	291	179	8	2,012	.615	16
Career	692	392	31	4,848	.566	36

# FIRST-TEAM ALL-AMERICANS



## 1966

CENTER

Bill  
**CARR**

Offensive captain for 1967 Orange Bowl team. Started 32 consecutive games at center and earned All-America honors as a senior. Played in 1967 Senior Bowl. Drafted by New Orleans but an ROTC commitment resulted in his entering U.S. Army and serving in Korea. UF Athletics Director (1980-86). Currently a management consultant in Gainesville.



## 1968

RUNNING BACK

Larry  
**SMITH**

In 1968, he became only the fifth offensive back in SEC history to earn All-SEC honors three-straight years.

Top career rusher in Gator history with 2,186 yards from 1966-68. Topped career chart in rushing attempts with 520, touchdowns scored with 26 and in points scored with 156. Touchdown run of 94 yards versus Georgia Tech (1967) set Orange Bowl record. Played in NFL for Los Angeles (first-round selection) and Washington. Currently a lawyer in his hometown of Tampa.



## 1968

GUARD

Guy  
**DENNIS**

Offensive captain of 1968 team. Two-year All-SEC offensive guard. Came out of rural Walnut Hill in the

Panhandle to become one of the finest linemen in Gator history. Played in 1969 North-South Senior Bowl. Played 10 years in the NFL, first with Cincinnati and then Detroit. Currently an executive in Gainesville.



## 1969

WIDE RECEIVER

Carlos  
**ALVAREZ**

Consensus All-American in 1969 following a record-breaking season in which he had 88 catches for 1,329 yards and 12 touchdowns. Finished career with Gator career marks for receptions (172) and yards (2,563) and single-game records for receiving yards (238 vs. Miami) and receptions (15 vs. Miami). Winner of NCAA Post-Graduate Scholarship. Named to GTE Academic All-America Hall of Fame in 1989. In 1999, named to Gainesville Sun's UF Team of the Century. A 2011 inductee into the College Football Hall of Fame. Currently a lawyer in Tallahassee.



## 1969

DEFENSIVE BACK

Steve  
**TANNEN**

Two-year All-SEC choice, voted top defensive back in league in 1969. Tied for second in career interceptions for Gators with 11 when he completed career. Returned two punts for touchdowns during his career. Noted as kick blocker on special teams (blocked three in 1969, blocked a punt which was returned for touchdown in 14-13 win over Tennessee in Gator Bowl game). Played for New York Jets in the NFL. In 1999, named to Gainesville Sun's UF Team of the Century.



## 1970

DEFENSIVE END

Jack  
**YOUNGBLOOD**

Regarded as best defensive end in Gator history. Named to All-SEC team for decade 1970's. Rugged competitor who went on to become an All-Pro star with the Los Angeles Rams after being a first-round draft selection in 1971. Following his final college season he played in the 1971 Senior Bowl and was named the Most Outstanding Player in the contest. Named to the College Football Hall of Fame in 1992 and Pro Football Hall of Fame in 2001. Was inducted into Florida's Ring of Honor in September 2006. In 1999, he was named to Gainesville Sun's Team of the Century. Currently in private business in Orlando.



## 1971

QUARTERBACK

John  
**REAVES**

A first-team All-America selection in 1971 that completed his career (1969-71) as Florida's, the SEC's, and the NCAA's all-time leading passer with 7,581 yards. Also set SEC record for career touchdown passes with 56. A first-round selection in the 1972 NFL Draft by Philadelphia. Played for the Eagles (1972-75), Cincinnati (1975-78), Minnesota (1979) and Houston (1981) in the NFL. Was QB for Steve Spurrier with Tampa Bay of USFL from 1983-85. Served as coach at Florida from 1990-94. Currently in real estate business in Tampa.



## 1974

GUARD

Burton  
**LAWLESS**

Noted as a pulling guard at Florida. Strong and agile, he started for three seasons on offensive line. Played in 1975 College All-Star game and Senior Bowl. Drafted by the Dallas Cowboys and started in the Super Bowl as a rookie. Pro career ended by serious farming accident. In 1999, named to the Gainesville Sun's UF Team of the Century.



## 1974

LINEBACKER

Ralph  
**ORTEGA**

All-SEC two years and All-American in 1974 as he helped lead Gators to Sugar Bowl. Starter for three seasons, during which he made 357 tackles, forced 12 fumbles, recovered eight and intercepted five passes. Played in 1975 College All-Star game. Academic All-American. Went on to play for the Atlanta Falcons and Miami Dolphins. Currently a stockbroker in his hometown of Miami.



## 1975

LINEBACKER

Sammy  
**GREEN**

Alternated between nose guard and linebacker during career in which he started for three seasons. Finished 1975 season with a remarkable 202 total tackles. Averaged eight tackles per game during his career and 13 per game during his All-America season of 1975. Played in 1976 Senior Bowl. Played in the NFL with the Houston Oilers and Seattle Seahawks. Currently a school official in Iowa.





## 1976-77

WIDE RECEIVER

### Wes CHANDLER

Despite playing in run-oriented Wishbone, he was one of the best pass receivers in Gator history, earning first-team All-America in both 1976 and 1977. Caught 92 passes in his career, good for 1,963 yards and a school-record 22 touchdowns. He scored a then school-record 28 touchdowns during career and was the highest scoring non-kicker in Florida history with 172 points. Played in 1978 Senior Bowl and East-West game. An All-Pro wide receiver with the San Diego Chargers before retiring in 1988. He was named the NFL Wide Receiver of the Year in 1982 by the NFL Alumni Association, as well as the NFL Player of the Year. During his NFL career, tallied 559 receptions for 8,966 yards, both all-time highs among former Florida Gators, along with 56 receiving touchdowns. In 1999, named to the Gainesville Sun's UF Team of the Century.



## 1980

WIDE RECEIVER

### Cris COLLINSWORTH

Brilliant all-around player. Ranked fourth in school pass receiving charts and is even tied for NCAA record for longest touchdown pass, 99 yards against Rice as a freshman QB in 1977. During Gator career he caught 120 passes for 1,937 yards and 14 touchdowns. He ran for two other touchdowns and returned a kickoff for another. Academic All-American. In his first three seasons in the NFL, he was an All-Pro wide receiver with Cincinnati. In 2001, he was inducted into the Verizon Academic All-America Hall of Fame. Currently the color analyst for NBC's Sunday Night Football.



## 1980

LINEBACKER

### David LITTLE

Came out of the shadow of his older brother Larry Little, All-Pro guard for years with the Miami Dolphins, to become one of the most outstanding linebackers in a long history of good ones at Florida. Started three years. Intercepted nine passes. Played in 1981 Japan Bowl and East-West game. Had 375 tackles during Gator career. A starter at linebacker for the Steelers for several years. In 1999 named to the Gainesville Sun's UF Team of the Century. Little passed away in 2005.



## 1981

DEFENSIVE TACKLE

### David GALLOWAY

Despite injuries, his career included starting at either defensive end or tackle for the majority of three seasons and he achieved full potential in 1981. Started all 11 games and named All-American. Named Most Outstanding Defensive Player in 1980 Tangerine Bowl. Played in 1982 Olympia Gold Bowl and Hula Bowl. Drafted in the second round in 1982 by the St. Louis Cardinals, where he started for several seasons. Currently a business executive in West Palm Beach.



## 1982-83

OUTSIDE LINEBACKER

### Wilber MARSHALL

One of the finest defensive players in Gator history. Two-time consensus All-American at linebacker. Selected as the ABC-TV Chevrolet Defensive Player of the Year in 1983. A finalist for the Lombardi Award in his last two seasons. Finished outstanding career with 343 tackles (210 solo), including a school-record 23 sacks. Was a first-round choice by the Chicago Bears in 1984. All-Pro in 1986, 1987 and 1992. In 1999, named to the Gainesville Sun's UF Team of the Century. Also chosen UF's Defensive Player of the Century by that publication. Marshall was inducted into the College Football Hall of Fame in July 2008. Was inducted into Florida's Ring of Honor in September 2008.



## 1984

OFFENSIVE TACKLE

### Lomas BROWN

A consensus All-American and All-SEC choice his senior season in 1984. Received the Jacobs Blocking Trophy (SEC's top blocker) in 1984; a first for UF. He was a starter throughout most of his four years at UF. He started 31 of his last 33 games and had 34 career starts, all at tackle. Participated in both the Hula Bowl and the Senior Bowl. Drafted in first round of NFL Draft by the Detroit Lions in 1985. Selected to the Pro Bowl in 1990, 1991, 1992, 1994 and 1995. In 1999, named to the Gainesville Sun's UF Team of the Century. Played for the Detroit Lions, Arizona Cardinals, Cleveland Browns and New York Giants, appearing in more NFL games (263) than any other former Gator.



## 1984-85

LINEBACKER

### Alonzo JOHNSON

Was named a first-team All-American by Sporting News in 1984 and 1985. He was also a consensus All-SEC choice both seasons. He completed his career with a school-record 27 sacks and 55 total TFL. His 12 sacks and 19 TFL in 1985 set single-season UF records. He completed his Gator career with 335 total tackles, ninth-best in school history. In 1985, he was one of five finalists for the Butkus Linebacker of the Year Award. Second-round pick in 1986 NFL Draft by Philadelphia and played two seasons with the Eagles.



## 1985-86

OFFENSIVE LINE

### Jeff ZIMMERMAN

Selected first-team All-America by the Walter Camp Football Foundation and Sporting News in 1985. Became the first non-senior offensive lineman in school history to garner first-team All-America honors. First-team All-America selection by Walter Camp Foundation in 1986. First offensive lineman at UF to be named first-team All-America in two seasons. Selected in the third round of the 1987 NFL Draft by the Dallas Cowboys.



## 1987

LINEBACKER

### Clifford CHARLTON

A two-time first-team All-SEC choice that was named first-team All-America by Sporting News in 1987. Completed his career with 49 TFL, the third-best total in school history. His 25 sacks ranked as the second-best total in school history. First-round selection in the 1988 NFL Draft by Cleveland and played two seasons.



## 1987

DEFENSIVE BACK

### Jarvis WILLIAMS

A two-time first-team All-SEC choice that was named Walter Camp first-team All-American in 1987. Started every game for four-straight seasons (45 consecutive starts). His 10 career interceptions ranked third on the all-time school chart when he completed his career in 1987. Selected in the second round of 1988 NFL Draft by Miami. He played seven seasons with the Miami Dolphins and New York Giants. In 1999, named to the Gainesville Sun's UF Team of the Century.

# FIRST-TEAM ALL-AMERICANS



## 1987-88

DEFENSIVE BACK

### Louis OLIVER

One of the fine success stories in Gator history. Originally joined the UF program as a walk-on in 1984. By the time he graduated in 1988, he had become the first two-time first-team All-America selection as a defensive back in school history. Also, a two-time consensus first-team All-SEC choice. One of three finalists for the Thorpe Defensive Back of the Year Award in 1988. Selected in the first round of the 1989 NFL Draft by Miami and played eight seasons. Set an NFL record in 1992 with a 103-yard interception return, which now ranks as the third-longest in NFL history. In 1999, named to the Gainesville Sun's UF Team of the Century. Currently a business executive in Miami.



## 1988

DEFENSIVE TACKLE

### Trace ARMSTRONG

Played just one year at Florida (1988) after transferring from Arizona State. Had a superb season in 1988, as he registered 19 tackles for lost yardage, the top figure for a defensive lineman in that category in school history. Was a consensus first-team All-SEC choice and was named first-team All-America by Sporting News. Selected in the first round of the 1989 NFL Draft by Chicago. He played 15 years in the NFL with Chicago, Miami and Oakland and was selected for the Pro Bowl in 2000. He served as President of the NFL Players Association for eight years during his NFL playing career. His 106 career sacks in the NFL are most by a former Gator.



## 1989

RUNNING BACK

### Emmitt SMITH

A consensus first-team All-America selection in 1989. Named SEC "Player of the Year" by league coaches in 1989. Finished seventh in 1989 Heisman Trophy balloting. Set 58 UF records and finished with 3,928 rushing yards, the top total in school history and fifth-best in SEC history at the time. A first-team All-SEC selection 1987-89. National Freshman of the Year in 1987 and ninth in Heisman balloting in 1987. First round NFL Draft pick by Dallas in 1990 and was the NFL Rookie of the Year. In 1991-93 and 1995, he led the NFL in rushing and was the NFL MVP in 1993. Holds NFL records for rushing yards (18,355) and rushing touchdowns (164). In 1999, named to the Gainesville Sun's UF Team of the Century. Inducted into Florida's Ring of Honor and the College Football Hall of Fame in 2006. Inducted into Pro Football Hall of Fame in 2010. Played 15 seasons for Dallas and Arizona and is a 3-time Super Bowl champion and 7-time Pro Bowler.



## 1990

DEFENSIVE END

### Huey RICHARDSON

A first-team All-America selection in 1990. One of 12 final nominees for the Lombardi Trophy in 1990. A two-time first-team All-SEC choice. Completed career with 26.5 sacks, second-best in school history, and 50.5 total TFL, third-best in UF history. Recipient of NCAA Post-Graduate Award. A four-time SEC Academic Honor Roll selection, the first player in school history to achieve that status for four consecutive years. First-round selection in the 1991 NFL draft by the Pittsburgh Steelers. Currently a business executive in Atlanta.



## 1990

FREE SAFETY

### Will WHITE

A first-team All-America selection by Football News in 1990 as a sophomore. Second player in UF history to achieve first-team All-America honors as a sophomore. Had seven interceptions in 1990 to tie UF single-season record and ranked second in the nation in that category. One of 15 semifinalists for the Thorpe Award in 1990. A three-time first-team All-SEC choice that completed his career in 1992 with a school-record 14 interceptions. He was drafted in the seventh round of the 1993 NFL Draft by the Phoenix Cardinals.



## 1991

DEFENSIVE TACKLE

### Brad CULPEPPER

Named to several first-team All-America squads in 1991 (AP, Sporting News, Football News, Kodak). The most honored scholar-athlete in the nation in 1991 (First-team Academic All-America, National Football Foundation Scholar-Athlete, Draddy Trophy as nation's top Scholar-Athlete, Toyota National Leadership Award). Set a school record in 1991 for most TFL (21.5) by an interior defensive lineman and also most TFL in a career by an interior lineman with 47.5. In 1999, named to the Gainesville Sun's UF Team of the Century. Played in the NFL for nine seasons with Minnesota, Tampa Bay and Chicago. Currently an attorney in Tampa.



## 1993

RUNNING BACK

### Errict RHETT

Completed his career with 4,163 rushing yards, the top total in school history and fourth-best in SEC history. Caught 153 career passes, the top total in school history for a running back and third-best all-time in UF history. Became the first player in NCAA Division I-A history to rush for over 4,100 yards and catch 140 or more passes. Football News first-team All-America selection in 1993 and a first-team All-SEC choice in 1991 and 1993. Led the SEC in rushing yards in 1991 (1,109) and 1993 (1,289). Joined Emmitt Smith as the only UF players with two 1,000-yard rushing seasons. NFL second-round draft choice by Tampa Bay in 1994. 1994 NFC Offensive Rookie of the Year. He played seven seasons in the NFL for Cleveland, Baltimore and Tampa Bay.



## 1993

KICKER

### Judd DAVIS

A first-team UPI All-America selection in 1993, as a junior. Recipient of 1993 Lou Groza National Place Kicker of the Year Award. First place kicker in UF history to receive first-team All-America honors. The former walk-on completed his career with 225 points, the top total in UF history. Hit 33 of 38 field goals (86.8%) inside 50 yards during his career. Set an SEC record with 65 PATs in 1994 and completed his career with 81 consecutive PATs, also a school record. In 1999, named to the Gainesville Sun's UF Team of the Century.



## 1994

DEFENSIVE END

### Kevin CARTER

Named to several 1994 first-team All-America units (Walter Camp, Football News, UPI). Football News named him one of five finalists for its 1994 National Defensive Player of the Year Award. 1994 semifinalists for the Lombardi Award (nation's top lineman). His 42.3 career TFL and 21.8 sacks ranked seventh and fifth, respectively, in UF history when he completed career in 1994. His 11.8 sacks in 1994 was then the third-best seasonal total in school history. Started 38 of his last 39 games at DE. A 1995 NFL first-round selection by the St. Louis Rams. In 1999, named to the Gainesville Sun's UF Team of the Century. 1999 All-Pro Defensive End after leading the NFL and Super Bowl champion St. Louis Rams in sacks. The two-time Pro Bowler finished his career after 14 years in the NFL. He played in 224 consecutive games and never missed a game in his NFL career, tallying 104.5 sacks. Played for St. Louis, Tennessee, Tampa Bay and Miami.



## 1994

WIDE RECEIVER

### Jack JACKSON

Named to numerous first-team All-America squads as a junior in 1994 (AP, Football News, AFCA, UPI). One of three national finalists for the Biletnikoff Award (nation's top wide receiver). Football News named him the SEC's 1994 Offensive Player of the Year after catching 57 passes for 855 yards and 15 touchdowns, then the top seasonal total in SEC history. Completed his career after his junior season in 1994 with 29 career touchdown receptions, the top total in UF history and a tie for the best in SEC history. Had 143 career catches (fourth best) for 2,266 yards (second best) during Gator career. A fourth-round selection by Chicago in the 1995 NFL Draft. Played two seasons in the NFL and additionally played for two years in the AFL.



## 1995

OFFENSIVE TACKLE

### Jason ODOM

Named to virtually every first-team All-America team, including AP, FWA, AFCA and Walter Camp. Named the recipient of the Jacobs Blocking Trophy as the SEC's premier blocker for second-straight year in 1995, the first player since 1982 to capture the award in back-to-back years. One of three finalists for the Outland Trophy, as well as one of 12 semifinalists for the Lombardi Award. A four-year starter who played in 49 games with 46 starts. Drafted in the fourth round of the 1996 NFL Draft by the Tampa Bay Buccaneers, he played for five seasons (1996-2000).



## 1995-96

QUARTERBACK

### Danny WUERFFEL

#### 1996 Heisman Trophy Recipient

A first-team All-America selection in 1995 and 1996 and the Heisman Trophy recipient in 1996. A two-time recipient of the O'Brien National Quarterback of the Year Award (1995-96). Finished his career completing 708 of 1,170 passes for 10,875 yards (fifth-best in major college history) with 114 touchdown passes, best in SEC history and second best in major college history. Career pass efficiency rating of 163.56 was best in major college history and his percentage of passes which went for a touchdown (9.74) ranked first in collegiate history. In 1995, his efficiency rating of 178.4 set a single-season collegiate record. In his Heisman-winning season of 1996, he completed 207 of 360 passes for 3,625 yards (SEC record) for 39 touchdowns (led the nation and tops in SEC history) and his efficiency rating of 170.6 made him the first QB to ever post a rating of 170 or better in back-to-back years. A two-time recipient of the GTE Academic All-America of the Year Award for football and the 1996 recipient of the Draddy Trophy (presented annually to the nation's premier scholar-athlete). Selected in the fourth round of 1997 NFL Draft by New Orleans. Played with the Saints (1997-99), Green Bay Packers (2000), Chicago Bears (2001) and Washington Redskins (2002). In 1999, named to the Gainesville Sun's UF Team of the Century. Also chosen the century's top Gator offensive player by that publication. Was inducted into Florida's Ring of Honor in September 2006. Currently serves as the Executive Director of Desire Street Ministries, which works to revitalize impoverished neighborhoods through spiritual and community development.

	PA	PC	INT	YDS	PCT	TD
1996	360	207	13	3625	.575	39
<b>Career</b>	<b>1,170</b>	<b>708</b>	<b>42</b>	<b>10,875</b>	<b>.605</b>	<b>114</b>



## 1996

WIDE RECEIVER

### Reidel ANTHONY

Gained All-America honors after a superb year in 1996 in which he caught 72 passes (second-best in UF history) for 1,293 yards (second-best in UF history and third-best in SEC history) for 18 touchdowns. His 18 touchdowns catches led the nation in 1996 and set a SEC single-season record. One of three finalists for the Biletnikoff Award as the nation's top receiver. Finished his career with 126 catches (seventh-best in UF history) for 2,274 yards (second-best in Gator history) and 26 touchdown catches (third-top total in school history). Selected in first round of 1997 NFL Draft by Tampa Bay and played five seasons with the Buccaneers.



## 1996

WIDE RECEIVER

### Ike HILLIARD

Gained first-team All-America honors from AFCA, Walter Camp and Football News. Had 47 catches for 900 yards in 1996 with 10 touchdowns, the second-best total in the SEC in 1996. Finished his career with 126 catches (7th-best in UF history) for 2,214 yards (4th-best in school history) and 29 touchdowns (2nd-best total in SEC history). His TD/catch ratio of 4.34 (29 TDs/126 catches) ranked second-best in UF history. Selected in first round of 1997 NFL Draft by New York Giants. He played 12 seasons in the NFL, recording 546 career receptions for 6,397 yards and 35 touchdowns.



## 1997

WIDE RECEIVER

### Jacquez GREEN

A first-team All-America selection in 1997 by the AP and Walter Camp. One of three finalists in 1997 for the Biletnikoff Award. In 1997, he caught 61 passes for 1,024 yards (fourth-highest seasonal total in UF history) with nine touchdown catches. A consensus first-team All-SEC choice in 1997. Completed his junior year in 1997 with 113 career catches for 2,181 yards (fifth-best season total in UF history) and 23 career touchdown catches. A 1998 second-round draft selection by Tampa Bay, he went on to play five years with Tampa Bay, Washington and Detroit. In 1999, named to the Gainesville Sun's UF Team of the Century. Currently a high school football coach in Valdosta, Ga.



## 1998

LINEBACKER

### Jevon KEARSE

A first-team All-America selection in 1998 by the Walter Camp Football Foundation and Football News. A consensus first-team All-SEC choice that was named the AP SEC Defensive Player of the Year. One of three finalists for the Butkus Award and also one of three finalists for the Bednarik National Defensive Player of the Year Award. One of 12 semifinalists for the Lombardi Award in 1998. Entered the NFL Draft after his junior year and was a first-round selection in 1999 by the Tennessee Titans. 1999 NFL Defensive Rookie of the Year selection. Played 11 seasons with the Titans and Philadelphia.

# FIRST-TEAM ALL-AMERICANS



## 1997

RUNNING BACK

Fred  
**TAYLOR**

A first-team All-America selection in 1997 by the Walter Camp Football Foundation. In 1997, he was UF's leading rusher with 1,292 yards on 214 carries (6.0 avg.) and 13 touchdowns (led team). He had eight 100-yard rushing performances during the season. Was a third-team All-America pick by the AP and Sporting News, as well as a first-team All-SEC selection. Was a first-round selection in the 1998 NFL Draft by the Jacksonville Jaguars. He ranks No. 15 on the NFL's all-time rushing yards list with 11,695 and had seven 1,000-yard rushing seasons. Retired from the NFL following the 2010 season after a 13-year career with the Jaguars and Patriots.




## 1999-2000

DEFENSIVE END

Alex  
**BROWN**

First defensive lineman in school history to earn first-team All-America honors twice (1999, 2001).

In 1999, he set a school single-season sack record (13) and became just the third sophomore in Gator history to earn first-team All-America honors and the first ever on the defensive side of the ball. Also gained first-team All-America honors in 2001 and was a finalist for the Lombardi Award that year. Completed his career with a school-record 33 career sacks. He was a fourth-round draft pick by Chicago and played eight years for the Bears before signing with New Orleans prior to the 2010 season.



## 2001

QUARTERBACK

Rex  
**GROSSMAN**

Became the first sophomore quarterback in school history to garner first-team All-America honors in 2001. The runner up for the Heisman Trophy that year (became only the fifth sophomore ever to rank in the top two of that balloting), and was named the National Player of the Year by the AP. His 55 combined touchdown passes in 2000-01 ranked as the most for a player over the course of their combined freshman and sophomore seasons in major college history. Chosen in the first round by the Chicago Bears in the 2003 NFL Draft. He has played nine NFL seasons with Chicago, Houston and Washington. Started Super Bowl XLI for the Bears and currently plays for the Redskins.



## 1997

DEFENSIVE BACK

Fred  
**WEARY**

First-team All-America honors in 1997 from Sporting News, Football News, American Football Coaches Association and Walter Camp Foundation. One of three finalists in 1997 for the Thorpe Award as the nation's top defensive back. Completed his career with 15 interceptions, tops in school history, and his six interceptions in 1997 were the second-best seasonal total in UF history. A two-time (1996, 1997) first-team All-SEC choice. He was a fourth-round draft pick by the Saints in 1998 and played six NFL seasons for New Orleans, Atlanta and St. Louis.



## 2000

DEFENSIVE BACK

Lito  
**SHEPPARD**

Became just the fourth sophomore- and second on defense - in UF history to earn first-team All-

America recognition when chosen for that honor in 2000 by the Football Writers Association of America. Just the second sophomore defensive back in school history to earn first-team All-America recognition. A consensus first-team All-SEC selection in 2000-01. A first-round selection in 2002 NFL Draft by Philadelphia. A two-time Pro Bowler has played with Philadelphia, the N.Y. Jets, Minnesota and Oakland.



## 2001

OFFENSIVE TACKLE

Mike  
**PEARSON**

A two-time first-team All-SEC choice who garnered first-team All-America honors in 2001 from the AP, Football Writers Association of America and Sporting News. A second-round selection in the 2002 NFL Draft by Jacksonville. Played five seasons in the NFL for the Jaguars and Texans.



## 1998

LINEBACKER

Mike  
**PETERSON**

A first-team All-America selection in 1998 by Sporting News. A first-team All-SEC choice. Led nationally-ranked Gator defense in tackles with 127, a total that also ranked second in the SEC in 1998. A second-round selection in 1999 NFL Draft by Indianapolis. NFL's leading tackler in 2000. Played 14 seasons for the Atlanta Falcons, Jacksonville Jaguars and Indianapolis Colts and totaled 883 tackles in 196 games with 21.5 sacks and 19 interceptions.



## 2001

WIDE RECEIVER

Jabar  
**GAFFNEY**

A consensus first-team All-America selection as a redshirt sophomore in 2001, only the second sophomore wide receiver in school history to achieve that distinction. A finalist for the Biletnikoff Award that season as the nation's premier wide receiver. His 27 touchdown catches over the course of the 2000-01 seasons ranked as the most for a player over the course of their combined freshman and sophomore seasons in major college history. National Freshman Player of the Year in 2000. A second-round selection in 2002 NFL Draft by the Houston Texans, has played 10 seasons for Houston, New England, Denver and Washington



## 2003

CORNERBACK

Keiwan  
**RATLIFF**

Named to nearly every All-America team, including AP, Walter Camp, FWAA and Sporting News. One of three Jim Thorpe Award finalists. Established the Florida single-season interception record with nine. Was the third Gator in history to be honored and the first defensive back to claim the title of SEC Defensive Player of the Year. Led the defense with a career-high three interceptions vs. Arkansas, tying a school-record, one he returned for a 44-yard touchdown. In his nine seasons in the NFL he played for Cincinnati, Indianapolis, Tampa Bay and Pittsburgh.



## 2003

GUARD

### Shannon SNELL

A first-team All-America selection by Sporting News. One of only two Gators on the offensive line to start every game at the same position, lining up at left guard in every contest in 2003. Saw time in 46 games with 36 starts during his career.



## 2006

SAFETY

### Reggie NELSON

A consensus first-team All-America honoree, who was a finalist for the Jim Thorpe and Bronko Nagurski Awards. Selected to the Walter Camp All-America Defense, as well as the Football Writers Association of America All-America Defense. Earned first-team All-America accolades from the AP. Tabled for the All-American Football Foundation's All-America squad. Named a first-team All-American by Rivals.com. Collected 2006 first-team All-SEC honors from both the league's coaches and the AP. Honored with the 2006 Jack Tatum Award by the Touchdown Club of Columbus and the 2006 Vince Dooley Award as the nation's top defensive back. A first-round selection in the 2007 NFL Draft by Jacksonville.



## 2007-08

WIDE RECEIVER

### Percy HARVIN

A dual-threat wide receiver and running back that was a first-team All-American selection by Sporting News as a sophomore and by AFCA and Rivals.com as a junior in 2008. A semifinalist for the 2007 Biletnikoff Award, which honors the nation's top wide receiver. The first player in school history to have 100 yards rushing and receiving in a single game. Holds school records for most career yards rushing by a wide receiver (1,852) and most rushing yards in a single season by a wide receiver (764 in 2007). Finished his career with 32 touchdowns, the most ever by a Gator wide receiver (19 rushing, 13 receiving). Averaged 11.6 yards per touch in his career. Was named MVP of the 2006 SEC Championship Game. Was a first-round selection in the 2009 NFL Draft by the Minnesota Vikings and went on to be named to the AP Offensive Rookie of the Year. Now plays for the Seattle Seahawks.



## 2007

QUARTERBACK

### Tim TEBOW

#### 2007 Heisman Trophy Recipient

The first sophomore ever to win the Heisman Trophy, Davey O'Brien Trophy and Maxwell Award. Named a first-team All-American by the AP, Walter Camp, Sporting News, Football Writers Association, CollegeFootballNews.com, ESPN.com, CBSsportsline.com and Phil Steele. Named the Player of the Year by the AP and CBSsports.com. A first-team Academic All-American. Recipient of the Walter V. Campbell Trophy in 2009. First player in NCAA history to pass and run for 20-or-more touchdowns in a single season. His 23 rushing touchdowns set an SEC record among all players and an NCAA single-season record for quarterbacks. Passed for 32 touchdowns and his 55 touchdowns in 2007 combined established an SEC record. The only player in Division I-A history to have rushed and passed for at least one touchdown in 14 straight games. Set a single-season record for UF in total offense with 4,181 yards. At the conclusion of his collegiate career, he also held the SEC career records for most touchdowns responsible for (145), most rushing touchdowns (57), most total offense (12,232 yards) and lowest pass attempt to interception ratio (1:62.2 passes). A member of the winningest class in SEC history, finishing their career at 48-7. Selected in the first round of the 2010 NFL Draft by the Denver Broncos. Also played for the New York Jets.

	PA	PC	INT	YDS	PCT	TD
2007	350	234	6	3,286	66.9	32
<b>Career</b>	<b>995</b>	<b>661</b>	<b>16</b>	<b>9,285</b>	<b>66.4</b>	<b>88</b>
	Runs	Yards	Avg.	TD		
2007	210	895	4.3	23		
<b>Career</b>	<b>692</b>	<b>2,947</b>	<b>4.3</b>	<b>57</b>		



## 2008

SPECIAL TEAMS

### Brandon JAMES

One of the premier return specialists in SEC history, James shattered numerous records en route to earning All-America honors from Sporting News and the FWAA. Was also honored as an All-American by Phil Steele and Rivals.com. The first-team All-SEC selection was the 2008 SEC Special Teams Player of the Year, in addition to being proclaimed one of Sporting News' 20 most indispensable players in 2008. The only player in conference history to amass more than 4,000 yards as a kick returner. Holds SEC career records for kick returns (229), kick return yards (4,089), yards gained per return (21.35), kickoff returns (112), kickoff return yards (2,718). Set new standards for Florida for kickoff return yards in a season (841), as well as punt return marks for returns in a career (117), yards (1,371), yards in a season (510) and in a game (155) and is tied for most punt returns for touchdown in a career (4) and in a season (2). Finished his career as a member of the winningest class in SEC history, with 48-7 record over four years.



## 2008-09

LINEBACKER

### Brandon SPIKES

A consensus All-American, who was selected as the Chevrolet Defensive Player of the Year in 2008. Also collected All-American honors from Phil Steele, Rivals.com and Sports Illustrated. A finalist for the Bronko Nagurski, Chuck Bednarik and Dick Butkus Awards, as well as a two-time semifinalist for the Lombardi Award and quarterfinalist for the Lott Trophy. A two-year captain of the winningest class in SEC history, going 48-7 over four years, finishing his career with 307 total tackles, 31.5 TFL, 14 pass breakups and 6.5 sacks. The only player in Florida's history to return four interceptions for touchdowns. Garnered first team All-SEC honors from the AP, Coaches' and Sporting News. During the 2008 BCS Championship run, he led the team in tackles (93) and was a driving force on a defense which led the SEC in many defensive categories: points per game (12.9), red zone defense (69.2%), fourth down conversions allowed (33.3%) and turnover margin (1.57). Named the 2008 SEC Defensive MVP by Sporting News. Was a second-round selection in the 2010 NFL Draft by the New England Patriots. As a rookie he had 61 combined tackles and an interception.



## 2009

CORNERBACK

### Joe HADEN

The consensus All-American was named the 2009 Defensive MVP of the Year by Sporting News. A first-team selection by the AP, AFCA, FWAA, Sporting News, Walter Camp, CBSsports.com, Phil Steele, CollegeFootballNews.com and Pro Football Weekly. Named to the first-team All-SEC by the Coaches, AP, Sporting News and Phil Steele. Was the first true freshman to start at cornerback for Florida on opening day in 2007, starting in all 40 games he played in for the Gators. Anchored a defense which led the conference in pass defense (152.8 yards/game) during his junior season. Finished his career with 218 total tackles, 34 pass breakups, eight interceptions and 3.5 sacks. Entered the 2010 NFL draft as a junior and was selected by the Cleveland Browns with the seventh overall pick. As a rookie for the Browns, he had 57 solo tackles and six interceptions and was named NFL Defensive Rookie of the Month in November.

# FIRST-TEAM ALL-AMERICANS



## 2009

TIGHT END

### Aaron HERNANDEZ

The first tight end in school history to be named an All-American, collecting honors from the AP and Sporting News. The first player from the SEC to be given the John Mackey Award, bestowed annually to the best collegiate tight end. Led the nation with 850 receiving yards and 68 catches by a tight end during the 2009 season, the most for his position in the SEC in over a decade. Established UF records for receptions by a tight end in a single season and in a career (111). Caught for 50-or-more yards in 14 games, accumulating 1,382 yards in three seasons as a Gator. Selected to the first-team All-SEC by the AP, Coaches, Phil Steele and Sporting News in 2009. Was a fourth-round selection in the 2010 NFL Draft by the New England Patriots. As a rookie he accumulated 563 yards receiving on 45 catches, including six touchdowns.



## 2012

SAFETY

### Matt ELAM

A first-team All-America selection by the AP, CBSsports.com, SI.com, and Sporting News. Only the second safety in school history to be named first-team All-American by Associated Press (Reggie Nelson). Named to the first-team All-SEC by the AP, Coaches' and Phil Steele. Appeared in 39 games (26 starts at safety) in his Gator career, recording 176 tackles, 23.5 TFL, 13 pass breakups, six interceptions, three forced fumbles and one fumble recovery. Finished the 2012 season second on the team with 76 tackles, including 2.0 sacks and 11.0 TFL. Led the team with four interceptions on the 2012 season. His four interceptions ranked third in the SEC. Named the SEC Co-Defensive Player of the Week after notching seven tackles, all solo, in the win over LSU and forcing a game-changing fumble in the third quarter. Selected in the first round of the 2013 NFL Draft by the Baltimore Ravens.



## 2012

KICKER

### Caleb STURGIS

The two-time Lou Groza Award finalist was named to the All-America First Team by Sporting News and was the SEC Co-Special Teams' Player of the Year in 2012. Was selected to the first-team All-SEC by AP, Coaches' and Phil Steele as a junior and senior. Was 70-for-88 (.795) on field goal attempts and 130-for-136 on PATs, third in school history on PATs. His 70 made field goals is the most in school history and sixth-most in SEC history. Made eight field goals of 50-or-more yards in his career, the most at UF. Compiled a staggering 79.5 field goal percentage over his career, the second-best in program history. His 24 field goals in 2012 gave him the single-season Florida record for field goals made in a season. Earned SEC Special Teams Player of the Week honors twice in 2012. Selected in the fifth round of the 2013 NFL Draft by the Miami Dolphins.



## 2009

CENTER

### Maurkice POUNCEY

A first-team All-America selection by the Walter Camp Football Foundation, Football Writers of America Association and Sporting News. Awarded the Rimington Trophy, given to the nation's best center, after the 2009 season. In 2009, collected 30 knock downs and earned a first-team All-SEC selection by the AP, Coaches' and Sporting News. Started at right guard as a true freshman, making 40 starts in 41 career games as a Gator. Entered the 2010 NFL Draft after his junior season and was selected 18th overall by the Pittsburgh Steelers. As a rookie, he started every regular season game and was selected to represent the AFC as a center in the pro bowl.



## 2012

DEFENSIVE LINE

### Sharrif FLOYD

Was named a first-team All-American by the Sporting News. First defensive lineman at Florida since 2001 to earn All-America honors. Selected to the first-team All-SEC by the AP, Coaches' and Phil Steele. Had 115 career tackles, 26.0 TFL, 4.5 sacks, a pass breakup, three blocked field goals and a forced fumble. His three career kick/punt blocks is tied for fifth in school history. Recorded 46 tackles on the 2012 season and led the team with 13.0 TFL, added one forced fumble. Registered a tackle for loss in nine of the 13 games in 2012. Selected in the first round of the 2013 NFL Draft by the Minnesota Vikings.



## 2010

PUNTER

### Chas HENRY

A first-team All-American selected by the AP, Scout.com, Rivals.com, and Sporting News. Awarded the Ray Guy Trophy, given to the nation's best punter, after the 2010 season. In 2010, he set a Florida single-season record with a punting average of 45.1 yards, while 16 of his 50 punts were 50 yards or more. He earned a first-team All-SEC selection by the AP, Coaches and Phil Steele. Signed as an undrafted free agent with the Philadelphia Eagles in 2011 and now plays for the Tampa Bay Buccaneers.

# ALL-SEC

YEAR	PLAYER	TEAM	HONORED BY
1933	Hal Starbuck	Second	AP
	Welcome Shearer	Third	AP
1934	Julius Brown	Second	AP
	William Stark	Third	AP
1935	Billy Chase	Third	AP
1936	Walter Mayberry	Second	AP
1937	Walter Mayberry	First	AP
1938	Frank Kocsis	Third	AP
1939	Clark Goff	Third	AP
1940	Forrest Ferguson	Third	AP
	Julius Battista	Third	AP
1941	Forrest Ferguson	Second	AP
	Milton Hull	Third	AP
	Tom Harrison	Third	AP
1944	Bobby Forbes	Third	AP
1945	Jack White	Third	AP
1946	Broughton Williams	Third	AP
1947	Bobby Forbes	Second	AP
1948	Charles Hunsinger	First	AP
1949	Charles Hunsinger	First	AP
	Jimmy Kynes	Third	AP
1950	Haywood Sullivan	Second	AP, UPI
	Charles LaPradd	Third	AP
1951	Carroll McDonald	Second	AP
	Bobby Flowers	Second	AP
	Charles LaPradd	Second	AP, UPI
	Joe D'Agostino	Second	AP
	Haywood Sullivan	Third	AP, UPI
1952	Charlie LaPradd	First	AP, UPI
	Joe D'Agostino	First	AP, UPI
	Rick Casares	Second	AP, UPI
	Charles Ware	Second	AP
	Dewayne Douglas	Third	AP
	Buford Long	Third	AP, UPI
	Arlen Jumper	Third	AP
1953	Joe D'Agostino	First	UPI
		Second	AP
	Dan Hunter	Third	AP
1954	Mal Hammack	Second	AP
	Steve DeLaTorre	Third	AP, UPI
	Ray Brown	Third	AP
	Jackie Simpson	Third	UPI
1955	Steve DeLaTorre	First	AP, UPI
	Jackie Simpson	Third	AP, UPI
1956	John Barrow	First	AP, UPI
	Jackie Simpson	Second	UPI
	Jimmy Rountree	Third	AP
1957	Jimmy Rountree	First	AP
		Second	UPI
	Charlie Mitchell	Second	AP, UPI
	Dan Pelham	Second	UPI
	Don Fleming	Third	AP
1958	Don Fleming	First	AP, UPI
	Val Heckman	First	AP, UPI
	Dave Hudson	Third	AP
1959	Dave Hudson	First	UPI
		Third	AP
	Danny Royal	Third	AP
1960	Vic Miranda	First	AP, UPI
	Pat Patchen	First	UPI
		Second	AP
	Larry Libertore	Second	AP, UPI
	Jim Beaver	Third	AP
	Don Goodman	Third	AP, UPI
1961	Jim Beaver	Second	UPI
		Third	AP
	Don Goodman	Third	AP, UPI
1962	Larry Dupree	First	AP, UPI
	Frank Lasky	Second	AP
	Anton Peters	Second	UPI
	Sam Holland	Third	AP
1962	Larry Travis	Third	AP, UPI
	Lindy Infante	Third	AP
1963	Larry Dupree	First	AP, UPI
	Dennis Murphy	Second	AP
		Third	UPI
	Jack Katz	Third	UPI
1964	Charley Casey	First	AP
		Second	UPI
	Larry Gagner	First	AP
	Bill Richbourg	First	AP
	Bruce Bennett	First	AP
	Larry Dupree	First	UPI
		Second	AP
	Lynn Matthews	Second	AP
	Allen Trammell	Second	AP
	Dennis Murphy	Third	UPI
	Bill Richbourg	Third	UPI
	Steve Spurrier	Third	UPI
1965	Charles Casey	First	AP, UPI

	Larry Beckman	First	AP, UPI
	Steve Spurrier	First	AP, UPI
	Bruce Bennett	First	AP, UPI
	Larry Gagner	First	UPI
	Barry Brown	Second	AP
	Lynn Matthews	Second	AP
1966	Bill Carr	First	AP, UPI
	Steve Spurrier	First	AP, UPI
	Larry Smith	First	AP, UPI
	Richard Trapp	First	AP, UPI
	Jim Benson	First	UPI
		Second	AP
1967	Guy Dennis	First	AP, UPI
	Larry Smith	First	AP, UPI
	Richard Trapp	First	AP, UPI
	Wayne Barfield	First	AP
	Don Glordano	Second	AP
1968	Guy Dennis	First	UPI
	Larry Smith	First	UPI
	Steve Tannen	First	UPI
		Second	AP
	Guy Dennis	Second	AP
	Larry Smith	Second	AP
1969	Carlos Alvarez	First	AP, UPI
	John Reaves	First	AP
	David Ghesquiere	First	AP
	Mac Steen	First	UPI
		Second	AP
	Don Williams	Second	AP
	Tommy Durrance	First	UPI
		Second	AP
	Steve Tannen	Second	AP
1970	Jim Yancey	First	AP
	Jack Youngblood	First	AP, UPI
1971	Carlos Alvarez	Second	AP
	Fred Abbott	Second	AP
	John Reaves	Second	AP
1972	Nat Moore	First	AP, UPI
	Fred Abbott	First	AP, UPI
	Paul Parker	Second	AP
	Ricky Browne	Second	AP
	Jim Revels	Second	AP
1973	Ricky Browne	First	AP
	Ralph Ortega	First	AP, UPI
	Jim Revels	First	AP
	Lee McGriff	Second	AP
	Burton Lawless	Second	AP
	Jimmy Ray Stephens	Second	AP
	David Hitchcock	Second	AP
1974	Lee McGriff	First	AP, UPI
	Glenn Cameron	First	AP
	Preston Kendrick	First	UPI
	Ralph Ortega	First	UPI
		Second	AP
	Randy Talbot	First	UPI
	Burton Lawless	Second	AP
	Paul Parker	Second	AP
	Wayne Fields	Second	AP
1975	Mike Williams	First	AP, UPI
	Jimmy DuBose	First	AP, UPI
	David Posey	First	AP
	Sammy Green	First	AP, UPI
	Gerald Loper	Second	AP
	Robbie Moore	Second	AP
	Don Gaffney	Second	AP
	Darrell Carpenter	Second	AP
	Henry Davis	Second	AP
1976	Wes Chandler	First	AP
	Alvin Cowans	First	UPI
		Second	AP
	Jimmy Stephens	Second	AP
	David Forrester	Second	AP
	Robbie Moore	Second	AP
	Darrell Carpenter	Second	AP
1977	Wes Chandler	First	AP, UPI
	Scott Hutchinson	First	AP, UPI
	Scott Brantley	First	AP, UPI
	Tony Green	First	UPI
		Second	AP
	Berj Yepremian	Second	AP
	Charlie Williams	Second	AP
1978	Cris Collinsworth	First	AP, UPI
	Berj Yepremian	First	AP
	Scott Brantley	First	AP, UPI
	Don Swafford	Second	AP
	Michael Dupree	Second	AP
	David Little	Second	AP
1979	Cris Collinsworth	First	AP, UPI
	David Little	Second	AP
1980	Cris Collinsworth	First	AP, UPI
	Chris Faulkner	First	AP, UPI

	David Little	First	AP, UPI
	Tim Golden	Second	AP
	David Galloway	Second	AP
	Tim Groves	Second	AP
	Mark Dickert	Second	AP
1981	James Jones	First	AP, UPI
	Brian Clark	First	AP
	David Galloway	First	AP, UPI
	Wilber Marshall	First	AP
	Fernando Jackson	Second	AP
	Tony Lilly	Second	AP
1982	James Jones	First	AP
	Wilber Marshall	First	AP, UPI
	Dan Fike	Second	AP
	Tony Lilly	Second	AP
1983	Dwayne Dixon	First	AP, UPI
	Phil Bromley	First	AP
	Wilber Marshall	First	AP, UPI
	Tony Lilly	First	AP
	Lomas Brown	Second	AP
	John Hunt	Second	AP
	Wayne Peace	Second	AP
	Neal Anderson	Second	AP
	Tim Newton	Second	AP
	Ray Criswell	Second	AP
1984	Lomas Brown	First	AP, UPI, Coaches
	Phil Bromley	First	AP, UPI, Coaches
	Tim Newton	First	AP, UPI, Coaches
	Alonzo Johnson	First	AP, UPI, Coaches
	Crawford Ker	Second	AP
	Jeff Zimmerman	Second	AP
	Kerwin Bell	Second	AP
	Neal Anderson	Second	AP
	John L. Williams	Second	AP
1985	Jeff Zimmerman	First	AP, UPI, Coaches
	Kerwin Bell	First	AP, UPI
	Neal Anderson	First	AP, UPI
	Alonzo Johnson	First	AP, UPI, Coaches
	John L. Williams	Second	AP
	Keith Williams	Second	AP
	Jarvis Williams	Second	AP
1986	Ricky Nattiel	First	AP, UPI, Coaches
	Keith Williams	First	AP, UPI
	Clifford Charlton	First	AP
	Adrian White	First	AP, Coaches
	Jarvis Williams	First	UPI, Coaches
		Second	AP
	Jeff Zimmerman	First	UPI, Coaches
		Second	AP
	Kerwin Bell	Second	AP
1987	Emmitt Smith	First	AP, UPI, Coaches
	Rhondy Weston	First	AP
	Clifford Charlton	First	AP, UPI
	Louis Oliver	First	AP, UPI
	Jeff Roth	First	UPI
	David Williams	Second	AP
	Jarvis Williams	Second	AP
1988	David Williams	First	AP, UPI, Coaches
	Emmitt Smith	First	AP, UPI, Coaches
	Trace Armstrong	First	AP, UPI, Coaches
	Louis Oliver	First	AP, UPI, Coaches
	Jeff Roth	First	Coaches
	John David Francis	Second	AP
	Rhondy Weston	Second	AP
1989	Emmitt Smith	First	AP, UPI, Coaches
	Richard Fain	First	AP, Coaches
	Huey Richardson	First	UPI, Coaches
		Second	AP
	John Durden	First	Coaches
		Second	AP
1990	Kirk Kirkpatrick	First	AP, Coaches
	Shane Matthews	First	AP, UPI, Coaches
	Huey Richardson	First	AP, UPI, Coaches
	Will White	First	AP, UPI, Coaches
	Richard Fain	First	AP, Coaches
	Tim Paulk	First	UPI
	Cal Dixon	First	UPI
	Godfrey Myles	First	Coaches
		Second	AP
	Ernie Mills	First	UPI
		Second	AP
	Chris Bromley	Second	AP
	Mark Murray	Second	AP
	Brad Culpepper	Second	AP
	Tim Paulk	Second	AP
1991	Hesham Ismail	First	AP, Coaches
	Cal Dixon	First	AP, Coaches
	Shane Matthews	First	AP, Coaches
	Brad Culpepper	First	AP, Coaches
	Tony McCoy	First	AP
(cont.)	Will White	First	AP, Coaches

# ALL-SEC

1991 (cont.)	Shane Edge	First	AP, Coaches
	Arden Czyzewski	First	Coaches
1992	Tim Paulk	Second	AP
	Ephesians Bartley	First	Coaches
	Errict Rhett	First	Coaches
	Willie Jackson	Second	AP
	Mark White	Second	AP
	Willie Jackson	First	AP, Coaches
1993	Shane Matthews	First	AP, Coaches
	Carlton Miles	First	AP
	Will White	Second	Coaches
	Jim Watson	First	Coaches
	Errict Rhett	Second	AP
	Kevin Carter	Second	AP
1994	Reggie Green	First	AP, Coaches
	Jim Watson	First	AP
	Errict Rhett	First	AP, Coaches
	William Gaines	First	AP, Coaches
	Jack Jackson	Second	AP, Coaches
	Jason Odom	Second	AP, Coaches
	Shayne Edge	Second	AP, Coaches
	Jack Jackson	First	AP, Coaches
	Jason Odom	First	AP, Coaches
	Judd Davis	First	AP
	Kevin Carter	Second	Coaches
	1995	Ellis Johnson	First
Larry Kennedy		First	AP, Coaches
Ben Hanks		First	Coaches
Shayne Edge		Second	AP, Coaches
Dexter Daniels		Second	Coaches
Chris Doering		First	AP, Coaches
Jason Odom		First	AP, Coaches
Reggie Green		First	AP, Coaches
Danny Wuerffel		First	AP
Mark Campbell		Second	Coaches
Ben Hanks		First	AP, Coaches
1996		Lawrence Wright	First
	Dexter Daniels	First	Coaches
	Anthone Lott	Second	AP
	Ike Hilliard	Second	AP
	Donnie Young	Second	AP, Coaches
	Donnie Young	First	AP, Coaches
	Jeff Mitchell	First	AP, Coaches
	Reidel Anthony	First	AP, Coaches
	Danny Wuerffel	First	AP, Coaches
	Ed Chester	First	AP, Coaches
	James Bates	First	AP, Coaches
	Anthone Lott	First	AP, Coaches
1997	Lawrence Wright	First	AP, Coaches
	Fred Weary	First	Coaches
	Ike Hilliard	Second	AP
	Ike Hilliard	First	Coaches
	Jacquez Green	Second	AP
	Fred Taylor	Second	AP
	Mike Moten	Second	AP
	Fred Weary	First	AP, Coaches
	Teako Brown	First	AP, Coaches
	Jevon Kearse	First	Coaches
	Jevon Kearse	Second	Coaches
	Ed Chester	Second	AP
1998	Johnny Rutledge	Second	AP
	Johnny Rutledge	Second	AP
	Travis McGriff	First	AP, Coaches
	Reggie McGrew	First	AP, Coaches
	Jevon Kearse	First	AP, Coaches
	Zach Piller	First	Coaches
	Johnny Rutledge	First	Coaches
	Johnny Rutledge	First	Coaches
	Teako Brown	First	Coaches
	Teako Brown	Second	AP
	Tony George	First	Coaches
	Zach Piller	Second	AP
1999	Ed Chester	Second	AP, Coaches
	Willie Cohens	Second	AP, Coaches
	Mike Peterson	Second	AP, Coaches
	Johnny Rutledge	Second	AP
	Darrell Jackson	First	AP, Coaches
	Jeff Chandler	First	AP, Coaches
	Bo Carroll	First	AP
	Alex Brown	First	AP, Coaches
	Cooper Carlisle	First	Coaches
	Cooper Carlisle	Second	AP

2000	Kenyatta Walker	Second	AP, Coaches
	Cheston Blackshear	Second	AP, Coaches
	Gerard Warren	Second	AP, Coaches
2001	Jabar Gaffney	First	AP, Coaches
	Kenyatta Walker	First	AP, Coaches
	Lito Sheppard	First	AP, Coaches
	Todd Johnson	First	AP
	Alex Brown	First	Coaches
	Alex Brown	Second	AP
	Mike Pearson	First	Coaches
	Mike Pearson	Second	AP
	Rex Grossman	Second	AP
	Jeff Chandler	Second	AP, Coaches
	Gerard Warren	Second	AP, Coaches
	2002	Jabar Gaffney	First
Mike Pearson		First	AP, Coaches
Rex Grossman		First	AP, Coaches
Jeff Chandler		First	AP
Alex Brown		Second	Coaches
Alex Brown		First	AP, Coaches
Andra Davis		First	AP
Lito Sheppard		Second	Coaches
Lito Sheppard		First	AP, Coaches
Todd Johnson		First	AP
Zac Zedalis		Second	Coaches
Zac Zedalis		First	Coaches
2003	Reche Caldwell	Second	AP
	Earnest Graham	Second	AP, Coaches
	Ian Scott	Second	AP
	Ian Scott	Second	AP
	Taylor Jacobs	First	AP, Coaches
	Keiwan Ratliff	First	AP
	Keiwan Ratliff	Second	Coaches
	Bam Hardmon	Second	AP
	Bam Hardmon	Second	AP
	Ahmad Black	H.M.	Coaches
	Todd Johnson	Second	AP, Coaches
	Rex Grossman	Second	Coaches
Guss Scott	Second	Coaches	
Ian Scott	Second	AP	
Shannon Snell	Second	Coaches	
Aaron Walker	Second	AP, Coaches	
David Jorgensen	H.M.	Coaches	
Clint Mitchell	H.M.	Coaches	
Mike Nattiel	H.M.	Coaches	
Shannon Snell	H.M.	Coaches	
Max Starks	H.M.	Coaches	
2004	Keiwan Ratliff	First	AP, Coaches
	Ben Troupe	First	AP, Coaches
	Channing Crowder	First	AP
	Channing Crowder	Second	Coaches
	Max Starks	First	Coaches
	Max Starks	Second	AP
	Daryl Dixon	Second	Coaches
	Bobby McCray	Second	AP, Coaches
	Guss Scott	Second	AP
	Eric Wilbur	Second	AP
	Mike Degory	Second	Coaches
	Mike Degory	H.M.	AP
2005	Earl Everett	Second	Coaches
	Channing Crowder	First	Coaches
	Channing Crowder	Second	AP
	Mike Degory	Second	AP, Coaches
	Giatrick Fason	First	AP
	Giatrick Fason	Second	Coaches
	Jarvis Herring	H.M.	AP
	Matt Leach	H.M.	AP
	Chris Leak	Second	AP
	Mo Mitchell	First	Coaches
	Mo Mitchell	Second	AP
	O.J. Small	Second	AP, Coaches
Eric Wilbur	H.M.	AP	
Chad Jackson	First	AP	
Chad Jackson	Second	Coaches	
Mike Degory	First	AP, Coaches	
Dee Webb	First	AP	
Dee Webb	Second	Coaches	
Randy Hand	Second	AP, Coaches	
Chris Leak	Second	AP	
Chris Hetland	Second	AP, Coaches	
Jeremy Mincey	Second	AP	
Jeremy Mincey	Second	Coaches	
Marcus Thomas	H.M.	AP	
2006	Dallas Baker	First	Coaches
	Earl Everett	First	Coaches
	Earl Everett	Second	AP
	Ray McDonald	First	Coaches
	Reggie Nelson	First	AP, Coaches
	Steve Rissler	First	Coaches
	Ryan Smith	First	AP
	Ryan Smith	Second	Coaches
	Derrick Harvey	Second	Coaches

2007	Chris Leak	Second	Coaches
	Drew Miller	Second	Coaches
	Brandon Siler	Second	AP, Coaches
	Phil Trautwein	Second	Coaches
	Percy Harvin	First	AP
	Percy Harvin	Second	Coaches
2008	Brandon Spikes	First	AP, Coaches
	Tim Tebow	First	AP, Coaches
	Derrick Harvey	Second	Coaches
	Derrick Harvey	H.M.	AP
	Cornelius Ingram	Second	AP, Coaches
	Brandon James	Second	AP, Coaches
	Carlton Medder	Second	Coaches
	Drew Miller	H.M.	AP
	Jim Tartt	Second	Coaches
	Ahmad Black	Second	Coaches
	Ahmad Black	H.M.	AP
	Jermaine Cunningham	Second	AP
Carlos Dunlap	Second	AP	
Joe Haden	Second	AP, Coaches	
Percy Harvin	First	AP (All-Purpose)	
Percy Harvin	Second	AP (WR)	
Chas Henry	Second	Coaches	
Brandon James	First	Coaches	
Brandon James	H.M.	AP	
Jonathan Phillips	H.M.	AP	
Maurkice Pouncey	H.M.	AP	
Maurkice Pouncey	Second	Coaches	
Mike Pouncey	H.M.	AP	
Mike Pouncey	Second	Coaches	
Brandon Spikes	First	AP, Coaches	
Tim Tebow	First	AP, Coaches	
Phil Trautwein	First	AP, Coaches	
Jason Watkins	H.M.	AP	
2009	Ahmad Black	H.M.	AP
	Riley Cooper	Second	AP
	Riley Cooper	Second	AP
	Jermaine Cunningham	Second	AP, Coaches
	Carlos Dunlap	First	AP, Coaches
	Joe Haden	First	AP, Coaches
	Chas Henry	Second	AP
	Aaron Hernandez	First	AP, Coaches
	Maurkice Pouncey	First	AP, Coaches
	Mike Pouncey	First	AP, Coaches
	Brandon Spikes	First	Coaches
	Brandon Spikes	Second	AP
Ryan Stamper	Second	Coaches	
Tim Tebow	First	AP, Coaches	
2010	Ahmad Black	First	AP, Coaches
	Chas Henry	First	AP, Coaches
	Janoris Jenkins	First	AP
	Janoris Jenkins	Second	Coaches
	Mike Pouncey	Second	AP
	Mike Pouncey	Second	AP
2011	Chris Rainey	First	Coaches
	Chris Rainey	First	(All-Purpose)
	Caleb Sturgis	First	AP, Coaches
	Jaye Howard	H.M.	AP
	Jaye Howard	H.M.	AP
	Jon Bostic	Second	Coaches
2012	Kyle Christy	First	AP, Coaches
	Matt Elam	First	AP, Coaches
	Matt Elam	First	AP, Coaches
	Sharrif Floyd	First	AP, Coaches
	Mike Gillislee	First	AP, Coaches
	Jordan Reed	First	AP
	Jordan Reed	Second	Coaches
	Marcus Roberson	Second	AP
	Caleb Sturgis	First	AP, Coaches



# SEC PLAYERS OF THE WEEK

1985 Sept. 27 Kerwin Bell (offense)	1995 Sept. 9 Anthonie Lott (defense)	Oct. 2 Chris Leak (offense)	Carlos Dunlap (defensive lineman)
Oct. 4 Alonzo Johnson (defense)	Sept. 16 Danny Wuerrffel (offense)	Nov. 13 Chris Leak (offense)	2009 Sept. 5 Brandon James (co-special teams)
Nov. 2 Alonzo Johnson (defense)	Oct. 14 Danny Wuerrffel (offense)	Nov. 20 Ray McDonald (defense)	Sept. 12 Tim Tebow (offense)
1986 Aug. 30 Kerwin Bell (offense)	Oct. 28 Lawrence Wright (defense)	2005 Sept. 1-5 Chris Hetland (special teams)	Sept. 26 Marcus Gilbert (offensive lineman)
Nov. 1 Kerwin Bell (offense), Keith Williams (defense)	Nov. 11 Mark Campbell (defense)	Sept. 17 Chris Hetland (special teams)	Oct. 17 Caleb Sturgis (special teams)
Nov. 8 Clifford Charlton (defense)	Nov. 18 Chris Doering (offense)	Sept. 24 Mike Degory (offensive lineman)	Nov. 7 Chas Henry (special teams)
1987 Sept. 19 Emmitt Smith (offense), Louis Oliver (defense)	Nov. 25 Danny Wuerrffel (offense)	Oct. 8 Jeremy Mincey (defensive lineman)	Nov. 16 Joe Haden (defense)
1988 Sept. 24 Emmitt Smith (offense), Richard Fain (defense)	1996 Aug. 31 Fred Weary (defense)	Oct. 29 Drew Miller (offensive lineman)	Nov. 28 Tim Tebow (offense)
1989 Sept. 23 Emmitt Smith (offense), Harvey Thomas (defense)	Sept. 21 Danny Wuerrffel (offense)	Jeremy Mincey (defensive lineman)	Nov. 28 Mike Pouncey (offensive lineman)
Oct. 7 Huey Richardson (defense)	Sept. 28 Jacquze Green (offense)	Chris Leak (offense)	2010 Sept. 4 Jaye Howard (defensive lineman)
Oct. 14 Emmitt Smith (co-offense)	Oct. 5 Danny Wuerrffel (offense)	Markus Manson (freshman)	Sept. 11 Jeff Demps (special teams)
Oct. 21 Emmitt Smith (co-offense)	Oct. 19 Danny Wuerrffel (offense)	Jarvis Herring (defense)	Mike Pouncey (offensive lineman)
1990 Sept. 15 Will White (defense)	1997 Sept. 6 Doug Johnson (offense)	Randy Hand (offensive lineman)	Sept. 18 Jelani Jenkins (freshman)
Nov. 3 Ephesians Bartley (co-defense), Huey Richardson (co-defense)	Sept. 20 Tony George (defense)	Percy Harvin (freshman)	Sept. 25 Trey Burton (freshman)
Nov. 10 Shane Matthews (offense), Tim Pauk (defense)	Sept. 27 Fred Weary (defense)	Earl Everett (defense)	Oct. 30 Trey Burton (freshman)
1991 Sept. 7 Shane Matthews (offense)	Oct. 18 Mike Peterson (defense)	Reggie Nelson (defense)	Nov. 8 Chas Henry (special teams)
Sept. 14 Errict Rhett (offense)	Nov. 15 Fred Taylor (offense)	Tim Tebow (freshman)	Chris Rainey (special teams)
Sept. 28 Brad Culppepper (defense)	Nov. 22 Ed Chester (defense)	Eric Wilbur (special teams)	2011 Sept. 5 Jaye Howard (co-defensive lineman)
Oct. 12 Larry Kennedy (defense)	1998 Oct. 17 Teako Brown (defense)	Ray McDonald (defensive lineman)	Sept. 19 Chris Rainey (co-offense)
Nov. 2 Willie Jackson (offense), Tim Pauk (defense)	Oct. 31 Tony George (defense)	Jarvis Moss (defensive lineman)	Sept. 26 Jaye Howard (defensive lineman)
Nov. 9 Shane Matthews (offense)	1999 Sept. 4 Shaun Ellis (defense)	Jarvis Moss (special teams)	Nov. 7 Jeff Demps (offense)
Nov. 30 Darren Mickel (co-defense), Harvey Thomas (co-defense)	Sept. 18 Alex Brown (defense)	Riley Cooper (freshman)	2012 Sept. 8 Caleb Sturgis (special teams)
1992 Sept. 12 Errict Rhett (offense)	Oct. 30 Alex Brown (defense)	Chris Leak (offense)	Sept. 15 Jeff Driskel (offense)
Oct. 31 Shane Matthews (offense)	2000 Sept. 16 Jesse Palmer (offense)	Tim Tebow (offense)	Sept. 22 Omar Hunter (defensive lineman)
Nov. 7 Carlton Miles (defense)	Oct. 14 Rex Grossman (offense)	Tim Tebow (offense)	Oct. 6 Mike Gillislee (offense)
Nov. 21 Shane Matthews (defense)	Nov. 9 Jabar Gaffney (offense)	Drew Miller (offensive lineman)	Matt Elam (co-defense)
1993 Oct. 2 Danny Wuerrffel (offense)	2001 Sept. 1 Rex Grossman (offense)	2008 Sept. 1 Brandon James (special teams)	Oct. 13 Jon Halapio (co-offensive lineman)
Oct. 30 Errict Rhett (offense)	Sept. 22 Robert Gillespie (offense)	Sept. 8 Jermaine Cunningham (defensive lineman)	Oct. 20 Kyle Christy (special teams)
Nov. 6 Terry Dean (offense)	Oct. 6 Alex Brown (defense)	Sept. 22 Brandon James (special teams)	Nov. 3 Shariff Floyd (co-defensive lineman)
1994 Oct. 1 Kevin Carter (defense)	Oct. 7 Rex Grossman (offense)	Oct. 6 Jeff Demps (freshman)	Nov. 10 Loucheiz Purifoy (co-special teams)
Nov. 12 Anthonie Lott (defense)	Nov. 10 Andra Davis (defense)	Maurkice Pouncey (offensive lineman)	Nov. 24 Mike Gillislee (co-offense)
	2002 Sept. 21 Rex Grossman (offense)	Oct. 13 Brandon Spikes (defense)	Caleb Sturgis (co-special teams)
	Sept. 28 Keiwan Ratliff (defense)	Oct. 27 Jeff Demps (special teams)	
	Nov. 2 Guss Scott (defense)	Nov. 3 Joe Haden (defense)	
	2003 Sept. 27 Johnny Lamar (defense)	Nov. 10 Tim Tebow (offense)	
	Oct. 11 Matt Leach (special teams)	Nov. 17 Percy Harvin (offense)	
	Oct. 18 Keiwan Ratliff (defense)	Jermaine Cunningham (defense)	
	Nov. 1 Matt Leach (special teams)	Chris Rainey (freshman)	
	2004 Sept. 25 Catrick Fason (offense)	Nov. 24 Chris Rainey (freshman)	
		Dec. 1 Tim Tebow (offense)	

# ALL-STAR GAMES

## BATTLE OF FLORIDA

2011 DE William Green	WR Deonte Thompson	OL Dan Wenger
-----------------------	--------------------	---------------

## CASINO DEL SOL COLLEGE

2012 WR Frankie Hammond, Jr.	WR Omarius Hines
------------------------------	------------------

## EAST-WEST SHRINE GAME

1925 HB Edgar Jones	1971 QB John Reaves	1977 WR Wes Chandler	1980 LB David Little	1983 QB Wayne Peace	1984 OT Crawford Ker	1985 OLB Patrick Miller	1988 DT Rhondy Weston	1989 FB Cedric Smith	1990 OLB Godfrey Myles	1991 DT Brad Culppepper	1992 FS Will White	1993 WR Harrison Houston	1994 DB Larry Kennedy	1995 DL Mark Campbell	1999 OT Cooper Carlisle	2000 PK Jeff Chandler	2003 OG Shannon Snell	2005 DB Vernell Brown	2006 WR Dallas Baker	2007 OL Drew Miller
---------------------	---------------------	----------------------	----------------------	---------------------	----------------------	-------------------------	-----------------------	----------------------	------------------------	-------------------------	--------------------	--------------------------	-----------------------	-----------------------	-------------------------	-----------------------	-----------------------	-----------------------	----------------------	---------------------

## 2011 QB John Brantley

2012 S Josh Evans	K Caleb Sturgis		
<b>FLORIDA ALL-STAR GRIDIRON CLASSIC</b>			
1998 DE Tim Beauchamp	DB Teako Brown	DE Willie Cohen	WR Travis McGriff
1999 OG Cheston Blackshear	OT Cooper Carlisle	QB Doug Johnson	LB Keith Kelsey
2000 RB Bo Carroll	DT Derrick Chambers	FB Rod Frasier	DT Buck Gurley
2001 DB Bennie Alexander	LB Travis Carroll	RB Robert Gillespie	OL Tommy Moody
2002 LB Bam Hardmon	DE Marcus Quendo-Johnson	RB Ran Carthon	WR Kelvin Kight
2003 RB Ran Carthon	WR Kelvin Kight	DE Darrell Lee	WR Carlos Perez
2004 DB Cory Bailey	PK Matt Leach	OL Mo Mitchell	WR O.J. Small
<b>HULA BOWL</b>			
1966 QB Steve Spurrier	1967 HB Dick Trapp	1971 LB Mike Kelley	1980 DB Tim Groves
1981 OL David Galloway	1982 DB James Jones	TE Chris Faulkner	1983 LB Wilber Marshall

1984 OT Lomas Brown	RB Lorenzo Hampton
1985 LB Leon Pennington	1986 WR Ricky Nattiel
1987 OLB Clifford Charlton	DB Jarvis Williams
1988 FS Louis Oliver	DT Trace Armstrong
1990 DE Huey Richardson	RB Richard Fain
1991 DT Brad Culppepper	C Cal Dixon
1992 QB Shane Matthews	1993 WR Willie Jackson
1994 QB Terry Dean	PK Judd Davis
1995 DL Mark Campbell	OT Jason Odum
1996 C Jeff Mitchell	QB Danny Wuerrffel
2001 PK Jeff Chandler	DE Alex Brown
2002 WR Taylor Jacobs	DT Tron LaFavor
2003 DE Darrell Lee	2005 DE Jeremy Mincey
2006 CB Reggie Lewis	OL Steve Rissler
<b>NORTH-SOUTH SHRINE GAME</b>	
1948 C John Gilbert	1949 QB Vic Vaccaro
1950 QB Angus Williams	1951 FB Floyd Huggins

E Don Brown	C Carroll McDonald
1953 T Don Hunter	T Joe D'Agostino
1954 T Arch Cassidy	1955 E Ray Brown
1956 HB Jackie Simpson	FB Joe Brodsky
1957 HB Jimmy Roundtree	E Dan Pelham
1959 HB Jack Westbrook	E Dan Edgington
1961 FB Don Goodman	1963 E Russ Brown
1964 FB Larry Dupree	T Sid MacLean
1967 LB Don Giordano	1968 QB Larry Rentz
1971 RB Tommy Durrance	TE Jim Yancey
2009 LB Ryan Stamper	2010 DE Justin Trattout
<b>RAYCOM COLLEGE ALL-STAR CLASSIC (Mobile, Ala.)</b>	
2012 DL Omar Hunter	
<b>SENIOR BOWL</b>	
1949 B Charles Hunsinger	C Jimmy Kynes
1951 E Jim French	1955 C Steve DeLaTorrre
1957 T Charlie Mitchell	B Jim Roundtree
1958 T Vel Heckman	1959 E Dave Hudson
1962 E Floyd Dean	1963 T Frank Lasky

1964 B Larry Dupree	T Dennis Murphy
1965 E Charles Casey	G Larry Gagner
1966 C Bill Carr	1968 OG Guy Dennis
1969 DB Steve Tannen	1970 DL Jack Youngblood
1971 QB John Reaves	1972 LB Fred Abbott
1974 OL Burton Lawless	WR Lee McGriff
1975 RB Jimmy DuBose	LB Sammy Green
1976 DB Alvin Cowans	1977 WR Wes Chandler
1982 TE Chris Faulkner	RB James Jones
1983 DB Tony Lilley	LB Wilber Marshall
1984 OL Phil Bromley	QB Wayne Peace
1985 RB John L. Williams	1986 OL Jeff Zimmerman
1987 QB Kerwin Bell	DB Jarvis Williams
1989 WR Stacey Simmons	1990 DB Richard Fain
1991 K Arden Czynzewski	OL Mark White
1992 DB Lawrence Hatch	LB Carlton Miles
1993 DL William Gaines	1995 LB Dexter Daniels
1996 DB Anthonie Lott	DB Lawrence Wright
1997 RB Fred Taylor	DB Fred Weary

1998 DB Tony George	RB Terry Jackson	WR Travis McGriff	LB Mike Peterson	LB Johnny Rutledge
1999 TE Erron Kinney	2000 QB Jesse Palmer	2001 DL Alex Brown	K Jeff Chandler	LB Andra Davis
2002 RB Earnest Graham	WR Taylor Jacobs	DB Todd Johnson	LB Mike Nattiel	TE Aaron Walker
2003 DL Bobby McCray	DB Keiwan Ratliff	DB Guss Scott	OL Max Starks	2005 OL Mike Degory
2006 WR Dallas Baker	LB Earl Everett	QB Chris Leak	DL Ray McDonald	2007 WR Andre Caldwell
2008 OL Jason Watkins	2009 WR Riley Cooper	QB Tim Tebow	2010 DB Ahmad Black	OL Marcus Gilbert
2011 DL Jaye Howard	RB Chris Rainey	2012 LB Jon Bostic	RB Mike Gillislee	OL Xavier Nixon
<b>TEXAS VS. THE NATION</b>				
2012 DL Earl Okine				

# SEC ACADEMIC HONOR ROLL

1954	Bob Davis, HB
1960	Pat Patchen, E
1962	Larry Travis, G
1963	Jack Katz, G
1964	Bill Richbourg, G
1965	Charles Casey, E; John Whatley, T
1966	Jack Coons, E; Jim Benson, G; Doug Splane, T; Graham McKeel, FB; Paige Cutcliffe, T
1967	Jack Coons, TE; Graham McKeel, FB
1969	Carlos Alvarez, E; Mac Steen, T
1970	Carlos Alvarez, SE
1971	Carlos Alvarez, SE; Jim Yancey, TE
1972	Fred Abbott, LB; Buster Morrison, P
1973	Vince Kendrick, FB; Jim Revels, HB
1974	Jimmy Kynes, C; Buster Morrison, P
1975	Gerald Loper, G
1976	David Posey, PK; Darrell Carpenter, T
1977	Wes Chandler, WR; Melvin Flournoy, T
1978	Cris Collinsworth, WR; Joe Voor, DE; Jim Subers, OG
1980	Jim Subers, OG; Cris Collinsworth, WR; Spencer Jackson, WR; John Redmond, C; Dan Plonk, OG
1981	Wayne Peace, QB; Bee Lang, WR; Spencer Jackson, WR; Dan Plonk, OG; Brian Clark, PK; Vito McKeever, DB; Robin Fisher, NG
1982	Wayne Peace, QB; Dan Plonk, OL; Jon Moyle, OL
1983	Gary Rolle, WR; Jon Moyle, OL; Neal Anderson, RB; Bruce Vaughan, DB
1984	Ricky Nattiel, WR; Bill Nelson, LB; Chris Perkins, PK; Gary Rolle, WR; Scott Trimble, OT; Bret Wiechmann, WR
1985	Bret Wiechmann, WR; Rowland Cummings, OLB
1986	Bret Wiechmann, WR; Walter Byrd, OLB; Ricky Nattiel, WR; Joey Nicoletto, LB; John Spierto, DB; Robert Lasky, DT
1987	Louis Oliver, DB; Huey Richardson, OLB; Cedric Smith, FB; Charlie Wright, OG; Joe Vorwerk, OLB; Dale Cole, OG; Doug Evans, DT; Richard Fain, DB; Joey Nicoletto, ILB; Chris Birch, OG
1988	Owen Bartruff, OLB; Louis Oliver, FS; Tony Leon, DB; Jeff Roth, MG; John Spierto, DB; Charlie Wright, OG; Cedric Smith, FB; Huey Richardson, OLB; Herbert Perry, QB; Brad Culpepper, MG; Cal Dixon, OL
1989	Brad Culpepper, MG; Cal Dixon, C; John Durden, OT; John David Francis, PK; Huey Richardson, OLB; Cedric Smith, FB; Chuck Wabbersen, RB
1990	Mike Brown, DB; Michel Cohen, QB; Brad Culpepper, DT; Cal Dixon, C; Jerry Odom, ILB; Huey Richardson, DE; Cornell Tinner, OLB; Chuck Wabbersen, RB
1991	Chris Bilkie, FB; Norm Bolduc, WR; Michael Cohen, QB; Brad Culpepper, DT; Terry Dean, QB; Steve Dee, DT; Cal Dixon, C; Jim Franklin, TE; Michael Gilmore, DB; Matt Hurbanis, ILB; Kris Lay, DB; David Swain, OG
1992	Chris Bilkie, FB; Michel Cohen, QB; Kendall Cook, PK; Terry Dean, QB; Michael Gilmore, DB; Earl Higgs, RB; Jeremy Kennedy, TE; Matt Kochevar, DB; Ron Perez, P; David Swain, OG; Brian White, PK
1993	James Bates, ILB; Chris Bilkie, FB; Judd Davis, PK; Terry Dean, QB; Michael Gilmore, DB; Jeff Mitchell, OG; David Nabavi, WR; Jason Odom, OT; David Swain, C; Adam Whitehurst, QB; Lawrence Wright, DB; Danny Wuerffel, QB
1994	James Bates, ILB; Chris Bilkie, FB; Dexter Daniels, ILB; Jason Dean, WR; Terry Dean, QB; Chris Doering, WR; Bart Edmiston, PK; Jerome Evans, FB; Michael Gilmore, DB; Kevin Johnson, C; Brian Kovack, ILB; Jeff Mitchell, OG; David Nabavi, WR; Jason Odom, OT; Scott Perry, DE; David Swain, C; Lawrence Wright, DB; Danny Wuerffel, QB; Jon Xynidis, DB
1995	Noah Brindise, QB; Bart Edmiston, PK; Jerome Evans, FB; Mike Jackson, DE; Terry Jackson, TB; Kevin Johnson, C; Brian Kovack, ILB; Anthonie Lott, CB; Jeff Mitchell, OG; David Nabavi, WR; Scott Perry, DE; Lawrence Wright, DB; Danny Wuerffel, QB; Jon Xynidis, DB
1996	Tremayne Allen, TE; Noah Brindise, QB; Cooper Carlisle, OT; Bart Edmiston, PK; Jerome Evans, FB; Demetric Jackson, DB; Terry Jackson, RB; Erion Kinney, TE; Jeff Mitchell, C; David Nabavi, WR; Jason Perry, LB; Brian Schottenheimer, QB; Lawrence Wright, DB; Danny Wuerffel, QB; Jon Xynidis, DB; Billy Young, QB
1997	Ian Alestock, RB; Scott Bryan, OT; Cooper Carlisle, OT; Collins Cooper, PK; Fred Hagberg, DT; Terry Jackson, RB; Ryan Kalich, OG; Matthew Kelley, LB; Shad

	Latson, DT; Matt McCoun, DB; Jason Perry, LB; Fred Weary, DB; Jon Xynidis, DB
1998	Cooper Carlisle, OT; David Dominquez, LB; Michael Holt, WR; Darrell Jackson, WR; Terry Jackson, RB; Ryan Kalich, OG; Erion Kinney, TE; Shad Latson, DE; Marquand Manuel, SS; Matt McCoun, SS; Travis McGriff, WR; Jesse Palmer, QB; Larry Richart, QB; Rob Roberts, FB; Nick Schiralli, WR; T.J. Truxon, RB; Scott Wise, LS; Billy Young, QB; Michael Younklin, LS
1999	Cooper Carlisle, OG; Robert Gillespie, RB; Russ Gravelle, DE; Darrell Jackson, WR; Eric Jonsson, FB; Ryan Kalich, OG; Demetrius Lewis, DB; Marquand Manuel, DB; Matt McCoun, DB; Jesse Palmer, QB; Mike Pearson, OT; Paul Richmond, PK; Rob Roberts, FB; Nick Schiralli, WR; T.J. Truxon, FB; Aaron Walker, TE; Kenyatta Walker, OT; David Wasielewski, P; Kirk Wells, TE; Billy Young, QB
2000	Byron Hardmon, LB; Brian Haugabrook, WR; Tron LaFavor, DT; Marquand Manuel, DB; Matt McCoun, DB; Kevin McKinnon, QB; Jesse Palmer, QB; Mike Pearson, OT; Rob Roberts, TE; Chris Stephens, QB; Matt Walker, DB; Kirk Wells, TE; Wes Worthington, LB
2001	Casey Conner, WR; Robert Gillespie, WR; Bam Hardmon, LB; Danny Heard, WR; David Jorgensen, C; Tron LaFavor, DT; Marquand Manuel, FS; Mike Pearson, OT; Rob Roberts, FB; Aaron Walker, TE; Kirk Wells, TE; Zac Zedalis, C
2002	Casey Conner, WR; Mike Degory, C; Daryl Dixon, FL; Robert Gillespie, TB; Byron Hardmon, LB; Daniel Heard, WR; Todd Johnson, FS; Jonathan Lively, C/LS; Marquand Manuel, SS; Todd McCullough, LB; Mike Pearson, OT; Matt Piotrowicz, PK/P; Rob Roberts, FB; Ian Scott, DT; Brendt Talcott, PK; Kirk Wells, TE
2003	Steven Bell, OT; Vernell Brown, WR; Hunter Cain, TE; Andre Caldwell, WR; Shane Cimock, LB; Casey Conner, WR; Channing Crowder, LB; Mike Degory, C; Earl Everett, LB; Tyler Guettler, RB; Doug Guziec, LB; Chris Hetland, K; Terrence Holmes, DB; Patrick Kelley, RB; Matt Kynes, QB; Billy Latsko, FB; Chris Leak, QB; Jonathan Lively, LS; Todd McCullough, LB; Ray McDonald, DT; Kyle Morgan, WR; Sean Morton, P; Eric Nappy, K (James Newmeyer, WR; Matt Piotrowicz, K; Alik Scott, LB; Brendt Talcott, K; Marcus Thomas, DL; Eric Wilbur, P
2004	Zephryn Augustine, FS; Vernell Brown, DB; Darrell Carpenter, TE; Deshawn Carter, CB; Shane Cimock, LB; Mike Degory, C; Gavin Dickey, QB; Nick Fleming, P; Otto Graham, TE; Tyler Guettler, RB; Tim Higgins, WR; Terrence Holmes, DB; Matt Kynes, QB; Billy Latsko, FB; Chris Leak, QB; Jonathan Lively, LS; Todd McCullough, LB; Kyle Morgan, WR; Eric Nappy, K; James Newmeyer, WR; Jay Patella, LS; Matt Piotrowicz, K; Steve Rissler, OL; Alik Scott, FB; James Stone, OL; Eric Wilbur, P
2005	Alvin Butler, LB; Lance Butler, OL; Shane Cimock, LB; Mike Degory, OL; Otto Graham, TE; Tim Higgins, WR; Terrence Holmes, S; Cornelius Ingram, QB; Kyle Jackson, S; Matt Kynes, QB; Billy Latsko, LB; Chris Leak, QB; Markus Manson, RB; Kyle Morgan, WR; Eric Nappy, K; James Newmeyer, WR; Doug Pokorny, OL; Steve Rissler, OL; Brandon Siler, LB; James Smith, LS; Phil Trautwein, OL; Joey Viscusi, LB
2006	Cam Brewer, WR; Curtis Carr, S; Andrew Fritze, K; Eddie Haupt, OL; Brad Hiers, OL; Tim Higgins, WR; Cade Holliday, WR; Joey Ijias, K; Andrew Johnson, FB; Bobby Kane, P; Billy Latsko, FB; Chris Leak, QB; Markus Manson, RB; Kestahn Moore, RB; Dorian Munroe, S; Eric Nappy, K; David Nelson, WR; Jonathan Phillips, K; Steve Rissler, C; Butch Rowley, LS; Brandon Siler, LB; James Smith, LS; Ryan Stamper, LB; Phil Trautwein, OL
2007	Derek Baldry, TE; Jim Barrie, OL; Telly Concepcion, DB; Riley Cooper, WR; Javier Estopinan, DL; Andrew Fritze, K; Eddie Haupt, OL; Brad Hiers, OL; Aaron Hernandez, TE; Joey Ijias, K; Andrew Johnson, FB; Bobby Kane, K; Markus Manson, CB/RB; Kestahn Moore, RB; Jonathan Phillips, K; Wondy Pierre-Louis, CB; Chris Pintado, LB; Vernon Shelton, DL; James Smith, Joey Sorrentino, WR; LS; Ryan Stamper, LB; Tim Tebow, QB; Phil Trautwein, OL; Paul Wilson, WR; Cody Worton, S
2008	Lamar Abel, DL; Jim Barrie, OL; Brendan Beal, LB; John Brantley, QB; Jeremy Brown, CB; Vincent Brown, CB; Tate Casey, TE; Jamaal Deveaux, LB; John Fairbanks, DL; Brandon Frazier, WR; Andrew Fritze, DB; Marquis Hannah, DB; Chas Henry, P; Aaron Hernandez, TE; Brad Hiers, OL; Corey Hobbs, OL; Reginald Hopkins, DB; Janoris Jenkins, CB; Moses Jenkins, CB; Bobby Kane, P; Levi Leigh, DB; Duke Lemmens, DE; Ian McQuay, RB; Kestahn Moore, RB;

	Jonathan Phillips, K; Chris Pintado, LB; Shawn Schmieder, OL; James Smith, LS; Joey Sorrentino, DB; Caleb Sturgis, K; Tim Tebow, QB; Justin Trattou, DE; Phil Trautwein, OL; Jason Watkins, OL; Mike Williamson, LS; Paul Wilson, WR; Major Wright, S
2009	Brendan Beal, LB; Gary Beemer, OL; Rick Burgess, FB; Jeff Demps, RB; John Fairbanks, LS; Brandon Frazier, WR; Frankie Hammond, WR; Jonathon Harrison, OL; Corey Henderson, CB; Chas Henry, P; Cade Holliday, WR; David Lerner, P; Dorian Munroe, S; Jonathan Phillips, FB; Chris Pintado, LB; T.J. Pridemore, FB; Michael Ross, LB; Shawn Schmieder, OL; Joey Sorrentino, WR; William Steinmann, OL; Caleb Sturgis, PK; Tim Tebow, QB; David Young, OL
2010	Gary Beemer, DT; Zack Brust, K; Trey Burton, QB; John Fairbanks, LS; Christopher Guido, LS; Frankie Hammond Jr., WR; Cody Hampton, LS; Chas Henry, P; Jelani Jenkins, LB; Duke Lemmens, DE; David Lerner, P; T.J. Pridemore, FB; Sam Robey, C; Michael Ross, FB; Brandon Sanders, CB; Shawn Schmieder, DT; William Steinmann, T; Caleb Sturgis, K; Justin Trattou, DE
2011	Phillip Bellino, RB; Brian Biada, DB; John Brantley, QB; Zach Brust, K; Clay Burton, TE; Tim Clark, DB; Jeff Demps, RB; Jeff Driskel, QB; Drew Ferris, LS; William Green, DE; Chris Guido, LS; Cody Hampton, LS; Jelani Jenkins, LB; David Lerner, P; Minch Minchin, LB; Ryan Parrish, QB; Brad Phillips, K; Solomon Schoonover, WR; William Steinmann, TE; Caleb Sturgis, K; Hygens Success, LB; Francisco Velez, K
2012	Stephen All, WR; Jon Bostic, LB; Jeremy Brown, DB; Clay Burton, TE; Kyle Christy, P; Tim Clark, DB; Jeff Driskel, QB; Drew Ferris, LS; Frankie Hammond, Jr., WR; Mike McNeely, WR; Antonio Morrison, LB; Ryan Parrish, QB; Brad Phillips, K; Christian Provanca, QB; Marcus Roberson, DB; Valdez Showers, DB; Jesse Schmitt, RB; Evan Schroeder, WR; Caleb Sturgis, K; Francisco Velez, K

# SEC ALL-FRESHMAN TEAM

SEC All-Freshman Team started in 1968

1986	Octavius Gould, RB; Pat Moore, LB
1987	Ernie Mills, WR; Emmitt Smith, RB (SEC Freshman of the Year); Mark Murray, LB; Huey Richardson, LB
1988	Kyle Morris, QB; Willie McClendon, RB; Tim Paulk, LB
1989	Donald Douglas, QB; Will White, DB
1990	Erick Rhett, WR; Ed Robinson, LB
1991	Aubrey Hill, WR; Ellis Johnson, DL; Kevin Carter, DL; Larry Kennedy, DB; Shayne Edge, P
1992	Jack Jackson, WR; Reggie Green, OL; Johnie Church, DL; David Barnard, DL; Ben Hanks, OLB
1993	Danny Wuerffel, QB (SEC Freshman of the Year); Cameron Davis, DL; Darren Hambrick, LB; Lawrence Wright, DB; Anthonie Lott, DB
1994	Ike Hilliard, WR; Reidel Anthony, WR; Fred Taylor, RB; Elijah Williams, RB; Mike Harris, DB
1995	Jacquez Green, WR; Mo Collins, OL; Terry Jackson, RB; Johnny Rutledge, LB; Mike Peterson, LB

1996	Ryan Kalich, OL; Reggie McGrew, DL; Jevon Kearse, LB
1997	Zac Zedalis, OL
1998	Kenyatta Walker, OL; Robert Gillespie, RB; David Wasielewski, P; Bennie Alexander, DB
1999	Mike Pearson, OL; Earnest Graham, RB; Daryl Dixon, DB; Todd Johnson, DB
2000	Jabar Gaffney, WR (SEC Freshman of the Year); Rex Grossman, CB; Clint Mitchell, DL; Travis Harris, LB
2002	Mike Degory, C
2003	Andre Caldwell, WR; Channing Crowder, LB; Earl Everett, LB; Chris Leak, QB (SEC Freshman of the Year); Ray McDonald, DT; Marcus Thomas, DL; Eric Wilbur, P
2004	Brandon Siler, LB (SEC Freshman of the Year)
2006	Percy Harvin, WR (SEC Freshman of the Year); Brandon James, RB/KR; Tim Tebow, QB
2007	Joe Haden, CB; A.J. Jones, LB; Maurkice Pouncey, OL; Major Wright, S
2008	Jeff Demps, RB; Will Hill, S; Janoris Jenkins, CB; Chris Rainey, RB

2009	Omar Hunter, DT; Xavier Nixon, OL
2010	Trey Burton, AP; Andre Debose, KR; Sharrif Floyd, DL; Jon Halapio, OL; Ronald Powell, LB; Jelani Jenkins, LB
2011	Chaz Green, OL; De'Ante Saunders, DB
2012	Jonathan Bullard, DL; Dante Fowler, Jr., DL; D.J. Humphries, OL; Antonio Morrison, LB

COACHES  
PLAYERS  
2012 RECAP  
HISTORY  
HONORS  
GATORS IN THE NFL  
ALL-TIME RESULTS  
RECORD BOOK  
LETTERWINNERS  
FLORIDA ATHLETICS

# NATIONAL HONORS




Gary Rolle is one of six Gator players honored with the National Football Foundation Scholar-Athlete Award.




Danny Wuerffel was chosen as the 1995 and 1996 Verizon Academic All-American of the Year, as well as the recipient of the Draddy Trophy as the nation's premier scholar-athlete.



Brad Culpepper was the recipient of the Draddy Scholarship Trophy in 1991, presented annually by the National Football Foundation and College Hall of Fame to the nation's premier football scholar-athlete.



Bill Kynes was a recipient of a 1977 Rhodes Scholarship. DB Michael Gilmore was a national finalist for that award in 1993.



Michael Gilmore was one of the nation's most honored scholar-athletes during 1993-94. He was a first-team Verizon Academic All-America honoree both of those years, as well as a first-team Hitachi/CFA Scholar-Athlete Team recipient. In 1994, he received the National Football Foundation and College Hall of Fame Scholar-Athlete Award and the NCAA Post-graduate Scholarship Award.



Gator great Carlos Alvarez (left) was inducted into the Verizon Academic All-America Hall of Fame in 1989. Another Gator receiving great, Cris Collinsworth, was inducted into that prestigious organization in 2001.

**Florida is the only school in the nation to claim three recipients of the William V. Campbell Trophy, which honors the nation's premier scholar-athlete. Defensive tackle Brad Culpepper won the award in 1991, quarterback Danny Wuerffel garnered the honor in 1996 and quarterback Tim Tebow earned the recognition in 2009.**

## ACADEMIC ALL-AMERICA TEAM

Prior to 2004, the Academic All-America Team; 2005-present, ESPN The Magazine Academic All-American Team

1965	E Charles Casey (N/A)
1969	E Carlos Alvarez (1st Team)
1970	E Carlos Alvarez (2nd Team)
1971	E Carlos Alvarez (2nd Team)
1976	K David Posey (1st Team)
1977	RB-WR Wes Chandler (1st Team)
1980	WR Cris Collinsworth (1st Team)
1984	WR Gary Rolle (1st Team)
1991	DT Brad Culpepper (1st Team)
1993	DB Michael Gilmore (1st Team)
1994	QB Terry Dean (1st Team)
	DB Michael Gilmore (1st Team)
1995	QB Danny Wuerffel (1st Team)
1996	QB Danny Wuerffel (1st Team)
1998	RB Terry Jackson (2nd Team)
2007	QB Tim Tebow (1st Team)
2008	QB Tim Tebow (1st Team)
2009	QB Tim Tebow (1st Team)

## ESPN THE MAGAZINE ACADEMIC ALL-AMERICAN OF THE YEAR

2008	QB Tim Tebow
2009	QB Tim Tebow

## NATIONAL FOOTBALL FOUNDATION SCHOLAR-ATHLETE AWARD WINNERS

1976	DT Darrell Carpenter
1984	WR Gary Rolle
1991	DT Brad Culpepper
1994	DB Michael Gilmore
1996	QB Danny Wuerffel
2009	QB Tim Tebow

## NCAA TODAY TOP EIGHT AWARD

1996	QB Danny Wuerffel
2009	QB Tim Tebow

## CFA SCHOLAR-ATHLETE TEAM

1991	DT Brad Culpepper
	C Cal Dixon
1993	DB Michael Gilmore
1994	DB Michael Gilmore
1995	QB Danny Wuerffel
1996	DB Lawrence Wright
	QB Danny Wuerffel

## NCAA POST-GRADUATE SCHOLARSHIP AWARD

1971	WR Carlos Alvarez
1976	DT Darrell Carpenter
1986	WR Bret Weichmann
1990	DE Huey Richardson
1994	DB Michael Gilmore
1997	QB Danny Wuerffel
1999	RB Terry Jackson

## RHODES SCHOLAR PROGRAM

1928	G William McRae, Jr., (Recipient)
1977	QB Bill Kynes (Recipient)
1993	DB Michael Gilmore (state of Florida nominee, Finalist)

## ACADEMIC ALL-AMERICA HALL OF FAME

1989	WR Carlos Alvarez
2001	WR Cris Collinsworth

## WILLIAM V. CAMPBELL TROPHY

Presented to the Nation's Premier Scholar-Athlete by the National Football Foundation and College Hall of Fame; formerly the Draddy Trophy

1991	DT Brad Culpepper
1996	QB Danny Wuerffel
2005	C Mike Degory (semifinalist)
2006	QB Chris Leak (finalist)
2008	LS James Smith (semifinalist)
2009	QB Tim Tebow

**ALL-AMERICAN FOOTBALL FOUNDATION****COACH OF THE YEAR**

2006 Urban Meyer

**HEISMAN TROPHY BALLOTING**

1965 QB Steve Spurrier (9th)  
 1966 QB Steve Spurrier (1st)  
 1975 FB Jimmy DuBose (6th)  
 1977 WR Wes Chandler (10th)  
 1987 RB Emmitt Smith (9th)  
 1989 RB Emmitt Smith (7th)  
 1991 QB Shane Matthews (5th)  
 1995 QB Danny Wuerffel (3rd)  
 1996 QB Danny Wuerffel (1st)  
 2001 QB Rex Grossman (2nd)  
 2007 QB Tim Tebow (1st)  
 2008 QB Tim Tebow (3rd)  
 2009 QB Tim Tebow (5th)

**MAXWELL AWARD**

1996 QB Danny Wuerffel  
 2007 QB Tim Tebow  
 2008 QB Tim Tebow  
 2009 QB Tim Tebow (finalist)  
 2012 RB Mike Gillislee (1 of 16 semifinalists)

**NATIONAL PLAYER OF THE YEAR**

1995 QB Danny Wuerffel (recipient)  
 (College Football Foundation)  
 1996 QB Danny Wuerffel (recipient)  
 (Walter Camp, National Football Foundation)  
 2001 QB Rex Grossman (recipient) (AP)  
 2007 QB Tim Tebow (recipient) (AP)  
 2008 QB Tim Tebow (Walter Camp Finalist)  
 2009 QB Tim Tebow (1 of 5 finalists)

**SULLIVAN AWARD***Presented by the AAU to the nation's top amateur athlete*

2007 QB Tim Tebow  
 2008 QB Tim Tebow

**TD CLUB OF COLUMBUS FRESHMAN****PLAYER OF THE YEAR**

1987 RB Emmitt Smith  
 2003 QB Chris Leak

**NATIONAL DEFENSIVE PLAYER OF THE YEAR**

1983 LB Wilber Marshall (Recipient from ABC)  
 1994 DT Ellis Johnson (Recipient from CNN)  
 1994 DE Kevin Carter (1 of 5 finalists by Football News)  
 1996 DB Anthonie Lott (1 of 15 semifinalists by Football News)  
 1997 DB Fred Weary (1 of 15 semifinalists by Football News)  
 1998 LB Jevon Kearse (1 of 3 finalists for Bednarik Award by Maxwell Club of Philadelphia)  
 1998 LB Jevon Kearse (1 of 3 finalists by Football News)  
 1999 DE Alex Brown (1 of 15 semifinalists by Football News)  
 2001 DE Alex Brown (1 of 5 finalists for Nagurski Trophy)  
 2006 S Reggie Nelson (1 of 5 finalists for Nagurski Trophy)  
 2006 LB Brandon Siler (1 of 15 semifinalists for Bednarik Award)  
 2008 LB Brandon Spikes (Recipient from Chevrolet)  
 2009 LB Brandon Spikes (1 of 3 finalists for Bednarik Award by Maxwell Club of Philadelphia)

**NATIONAL OFFENSIVE PLAYER OF THE YEAR**

1995 QB Danny Wuerffel (Football News)  
 1996 QB Danny Wuerffel (Sporting News, Football News)  
 1997 WR Jacquez Green (1 of 15 semifinalists by Football News)  
 1999 WR Darrell Jackson (1 of 15 semifinalists by Football News)  
 2001 QB Rex Grossman (AP, 1 of 5 finalists by Football News)  
 2001 WR Jabar Gaffney (1 of 15 semifinalists by Football News)  
 2001 QB Rex Grossman (AP recipient, 1 of 3 finalists by Football News)  
 2007 QB Tim Tebow (CBSsportsline.com, Rivals.com)  
 2008 QB Tim Tebow (AP)  
 2009 QB Tim Tebow (AP)

**NATIONAL FRESHMAN PLAYER OF THE YEAR***Presented by Street and Smith's*

1987 RB Emmitt Smith  
 2000 WR Jabar Gaffney

**DAVEY O'BRIEN QUARTERBACK AWARD**

1982 Wayne Peace (1 of 12 finalists)  
 1983 Wayne Peace (1 of 12 finalists)  
 1985 Kerwin Bell (1 of 10 finalists and the only sophomore)  
 1991 Shane Matthews (1 of 10 finalists)  
 1992 Shane Matthews (1 of 10 finalists)  
 1995 Danny Wuerffel (recipient)  
 1996 Danny Wuerffel (recipient)  
 1999 Doug Johnson (1 of 25 finalists)  
 2001 Rex Grossman (1 of 3 finalists)  
 2004 Chris Leak (1 of 13 semifinalists)  
 2006 Chris Leak (1 of 18 semifinalists)  
 2007 Tim Tebow (recipient)  
 2008 Tim Tebow (1 of 13 semifinalists)  
 2009 Tim Tebow (1 of 3 finalists)

**NATIONAL QUARTERBACK OF THE YEAR***National Quarterback Club*

2006 Chris Leak

**MANNING AWARD***Presented to the nation's best quarterback beginning in 2004*

2008 Tim Tebow  
 2009 Tim Tebow (1 of 10 finalists)

**UNITAS GOLDEN ARM AWARD***Presented to the nation's top senior quarterback*

1992 Shane Matthews (1 of 6 finalists)  
 1994 Terry Dean (1 of 12 semifinalists)  
 1996 Danny Wuerffel (recipient)  
 1999 Doug Johnson (1 of 16 final nominees)  
 2009 Tim Tebow (1 of 5 finalists)

**SAMMY BAUGH TROPHY***Presented to nation's top passer*

1971 John Reaves  
 1996 Danny Wuerffel

**BILETNIKOFF AWARD***Presented to the nation's top wide receiver*

1994 Jack Jackson (1 of 3 finalists)  
 1996 Reidel Anthony (1 of 3 finalists)  
 Ike Hilliard (1 of 10 semifinalists)  
 1997 Jacquez Green (1 of 3 finalists)  
 1998 Travis McGriff (1 of 10 semifinalists)  
 1999 Darrell Jackson (1 of 10 semifinalists)  
 2001 Jabar Gaffney (1 of 3 finalists)  
 2001 Reche Caldwell (1 of 12 semifinalists)  
 2002 Taylor Jacobs (1 of 10 semifinalists)  
 2005 Chad Jackson (1 of 15 semifinalists)  
 2007 Percy Harvin (1 of 10 semifinalists)

**LOMBARDI AWARD***Presented to the nation's top linebacker/lineman*

1982 OLB Wilber Marshall (1 of 12 finalists and the only junior selected)  
 1985 OLB Alonzo Johnson (1 of 12 finalists)  
 1990 DE Huey Richardson (1 of 12 finalists)  
 1994 DE Kevin Carter (1 of 12 finalists)  
 1995 OT Jason Odom (1 of 12 semifinalists)  
 1998 DT Ed Chester (1 of 12 semifinalists)  
 LB Jevon Kearse (1 of 12 semifinalists)  
 1999 DE Alex Brown (1 of 12 semifinalists)  
 2000 DE Alex Brown (1 of 12 semifinalists)  
 2001 DE Alex Brown (1 of 4 finalists)  
 2008 LB Brandon Spikes (1 of 4 finalists)  
 2009 LB Brandon Spikes (1 of 12 semifinalists)  
 DE Carlos Dunlap (1 of 12 semifinalists)

**RIMINGTON TROPHY***Presented to the nation's top center*

2005 Mike Degory (1 of 6 finalists)  
 2009 Maurkice Pouncey (recipient)

**BUTKUS AWARD***Presented to the nation's top linebacker*

1985 OLB Alonzo Johnson (1 of 10 finalists)  
 1991 ILB Tim Paulk (1 of 10 finalists)  
 1997 ILB Johnny Rutledge (1 of 10 semifinalists)  
 1998 OLB Jevon Kearse (1 of 3 finalists)  
 1998 ILB Johnny Rutledge (1 of 10 semifinalists)  
 2001 ILB Andra Davis (1 of 12 semifinalists)  
 2004 MLB Channing Crowder (1 of 12 semifinalists)  
 2006 MLB Brandon Siler (1 of 10 semifinalists)  
 2008 LB Brandon Spikes (1 of 3 finalists)  
 2009 LB Brandon Spikes (1 of 5 finalists)

**OUTLAND TROPHY***Presented to the nation's top interior lineman*

1970 DE Jack Youngblood (1 of 10 finalists)  
 1988 OT David Williams (1 of 12 semifinalists)  
 1995 OT Jason Odom (1 of 3 finalists)  
 1996 C Jeff Mitchell (1 of 13 semifinalists)  
 OG Donnie Young (1 of 13 semifinalists)

**BRONKO NAGURSKI TROPHY***Presented to the nation's best defensive player by the Charlotte TD Club*

2006 S Reggie Nelson (1 of 5 finalists)  
 2008 LB Brandon Spikes (1 of 5 finalists)

**CHUCK BEDNARIK AWARD***Presented to nation's best defensive player by The Maxwell Club*

- 2008 LB Brandon Spikes (Semifinalist)  
 2009 LB Brandon Spikes (1 of 3 finalists)  
 2012 S Matt Elam (1 of 16 Semifinalists)

**LOTT TROPHY***Presented to nation's best defensive player and highest character*

- 2008 LB Brandon Spikes (Quarterfinalist)  
 2009 LB Brandon Spikes (Quarterfinalist)

**THORPE AWARD***Presented to the nation's top defensive back*

- 1987 CB Jarvis Williams (1 of 10 semifinalists)  
 1988 FS Louis Oliver (1 of 3 finalists)  
 1990 CB Richard Fain (1 of 20 final nominees)  
 1990 FS Will White (1 of 15 semifinalists)  
 1996 SS Lawrence Wright (recipient)  
 1997 CB Fred Weary (1 of 3 finalists)  
 2003 CB Keiwan Ratliff (1 of 3 finalists)  
 2006 S Reggie Nelson (1 of 3 finalists)  
 2009 CB Joe Haden (1 of 3 finalists)  
 2012 S Matt Elam (1 of 15 Semifinalists)

**JACK TATUM AWARD***Presented to the nation's most outstanding defensive back*

- 2006 S Reggie Nelson

**RAY GUY AWARD***Presented to the nation's top punter*

- 2005 Eric Wilbur (1 of 10 semifinalists)  
 2008 Chas Henry (1 of 10 semifinalists)  
 2009 Chas Henry (1 of 3 finalists)  
 2010 Chas Henry (recipient)  
 2012 Kyle Christy (1 of 3 finalists)

**LOU GROZA COLLEGIATE PLACE-KICKER AWARD***Presented to nation's top kicker*

- 1993 Judd Davis (recipient)  
 1994 Judd Davis (semifinalist)  
 1999 Jeff Chandler (semifinalist)  
 2000 Jeff Chandler (semifinalist)  
 2003 Matt Leach (semifinalist)  
 2008 Jonathan Phillips (semifinalist)  
 2009 Caleb Sturgis (1 of 20 semifinalists)  
 2011 Caleb Sturgis (1 of 3 finalists)  
 2012 Caleb Sturgis (1 of 3 finalists)

**JOHN MACKEY AWARD***Presented to the nation's top tight end*

- 2003 Ben Troupe (1 of 3 finalists)  
 2009 Aaron Hernandez (recipient)

**WUERFFEL TROPHY***Awarded to player whom best exemplifies community service and academic excellence*

- 2008 QB Tim Tebow

**WOODEN CUP***Award given to the professional or collegiate athlete who makes the greatest positive impact in the lives of others*

- 2008 QB Tim Tebow

**DICK SCHAAP SPORTSMAN OF THE YEAR AWARD**

- 2011 P David Lerner

**DISCOVER ORANGE BOWL COURAGE AWARD**

- 2011 P David Lerner (nominee)

**ESPY**

- 2008 QB Tim Tebow (Best Male College Athlete)

**DISNEY'S WIDE WORLD OF SPORTS SPIRIT AWARD***Presented to most inspirational player or team*

- 2008 QB Tim Tebow (Recipient)  
 2008 DT Brandon Antwine (Nominee)

**U.S. SPORTS ACADEMY ATHLETE OF THE YEAR***Presented to the most outstanding athlete of the year, amateur or professional*

- 2008 QB Tim Tebow (finalist)

**THE RUDY AWARD***Presented to the player who demonstrates exemplary character, courage, contribution and commitment*

- 2008 LS James Smith (Nominee)

**AWARDS AND RECOGNITION ASSOCIATION****SPORTSMANSHIP AWARD***Presented to the player who exemplifies sportsmanship on and off the field*

- 2008 Javier Estopinan (finalist)

**SEC COACH OF THE YEAR***AP, UPI, Nashville Banner — selected by league coaches*

- 1960 Ray Graves (Nashville Banner)  
 1980 Charley Pell (UPI)  
 1984 Galen Hall (AP, UPI)  
 1990 Steve Spurrier (AP, UPI)  
 1991 Steve Spurrier (Nashville Banner)  
 1994 Steve Spurrier (Nashville Banner)  
 1995 Steve Spurrier (AP, Nashville Banner)  
 1996 Steve Spurrier (AP, Nashville Banner)  
 2012 Will Muschamp (Coaches, CBSSports.com)

**SEC PLAYER OF THE YEAR***Awarded by the Nashville Banner as selected by the league coaches*

- 1966 QB Steve Spurrier  
 1975 FB Jimmy DuBose  
 1984 QB Kerwin Bell  
 1989 RB Emmitt Smith  
 1990 QB Shane Matthews  
 1991 QB Shane Matthews  
 1995 QB Danny Wuerffel  
 1996 QB Danny Wuerffel  
 2001 QB Rex Grossman

**SEC OFFENSIVE PLAYER OF THE YEAR***Awarded by the Associated Press beginning in 1998*

- 2007 QB Tim Tebow  
 2008 QB Tim Tebow

**SEC DEFENSIVE PLAYER OF THE YEAR***Awarded by the Associated Press beginning in 1998*

- 1998 LB Jevon Kearse  
 2001 DE Alex Brown  
 2003 CB Keiwan Ratliff

**NATIONAL FOOTBALL FOUNDATION FOOTBALL HALL OF FAME HONOREES****PLAYERS**

- Dale Van Sickle, E, (1927-29), 1975\*  
 Steve Spurrier, QB, (1964-66), 1986\*  
 Jack Youngblood, DE, (1968-70), 1992\*  
 Emmitt Smith, RB, (1987-89), 2006\*  
 Wilber Marshall, LB, (1980-83), 2008\*  
 Carlos Alvarez, WR, (1969-71), 2011\*  
 Danny Wuerffel, QB, (1993-96), 2013\*

**HEAD COACHES**

- Charles Bachman (1928-32), 1978\*  
 Ray Graves (1960-69), 1990\*  
 Doug Dickey (1970-78), 2003\*

*\*year inducted***JACOBS BLOCKING TROPHY***Presented to the SEC's top blocker as selected by the league coaches*

- 1984 OT Lomas Brown  
 1991 C Cal Dixon  
 1994 OT Jason Odom  
 1995 OT Jason Odom  
 1996 OG Donnie Young  
 2000 OT Kenyatta Walker

**SEC FRESHMAN OF THE YEAR**

- 1987 RB Emmitt Smith (Knoxville Sentinel)  
 1993 QB Danny Wuerffel (Knoxville Sentinel)  
 2000 WR Jabar Gaffney (Coaches)  
 2003 QB Chris Leak (AP, Coaches)  
 2004 LB Brandon Siler (Coaches)  
 2006 WR Percy Harvin (AP)

**SEC SPECIAL TEAMS PLAYER OF THE YEAR***Award by the Associated Press beginning in 2004*

- 2008 PR Brandon James  
 2012 K Caleb Sturgis (Co-Special Teams Player of the Year)



### FERGIE FERGUSON AWARD

The Forrest K. (Fergie) Ferguson Award is given in memory of one of the all-time great athletes at Florida. It goes annually to the senior football player who displays outstanding leadership, character and courage.

Ferguson started at end for the Gators from 1939-41 and wrote pass receiving records which would stand until the pro-style passing era of the 1960s. He was an All-American in 1941. He was also a collegiate state boxing champion and in 1942 won the national AAU javelin championship.

Fergie entered the Army in 1942 as a second lieutenant and was severely wounded in the Normandy Invasion in 1944. He won the Distinguished Service Cross for his heroism under fire. He died of his war wounds 10 years later.

#### FERGIE FERGUSON AWARD WINNERS

1954	FB Malcolm Hammock	1982	FB James Jones	2012	DL Sharrif Floyd
1955	C LB Steve DeLaTorre	1983	WR Dwayne Dixon		LB Jon Bostic
1956	T Larry Wesley	1984	WR Gary Rolle		WR Frankie Hammond
1957	HB Jim Rountree	1985	RB Neal Anderson		DB Josh Evans
1958	QB Jimmy Dunn	1986	WR Ricky Nattiel		
1959	G Asa Cox	1987	QB Kerwin Bell		
1960	E Pat Patchen	1988	DB Louis Oliver		
	T Vic Miranda	1989	OT John Durden		
1961	T Jim Beaver	1990	TE Kirk Kirkpatrick		
1962	E Sam Holland	1991	C Cal Dixon		
1963	LB Jimmy Morgan	1992	DE Lex Smith		
	HB Hagood Clarke	1993	DT William Gaines		
1964	FB Larry Dupree	1994	DB Michael Gilmore		
1965	E Charles Casey	1995	OLB Ben Hanks		
1966	QB Steve Spurrier	1996	LB James Bates		
1967	E Richard Trapp	1997	LB Dwayne Thomas		
1968	G Guy Dennis	1998	DE Willie Cohens		
	HB Larry Smith	1999	OG Cheston Blackshear		
1969	DB Steve Tannen	2000	QB Jesse Palmer		
1970	E Jack Youngblood	2001	FB Rob Roberts		
1971	QB John Reaves	2002	LB Bam Hardmon		
1972	LB Fred Abbott	2003	FS Daryl Dixon		
1973	NG David Hitchcock	2004	RB Ciatrick Fason		
1974	SE Lee McGriff	2005	S Jarvis Herring		
1975	FB Jimmy DuBose	2006	WR Jemalle Cornelius		
1976	QB Jimmy Fisher	2007	WR Andre Caldwell		
1977	SE Wes Chandler	2008	WR Louis Murphy		
1978	DE Mike Dupree	2009	LB Ryan Stamper		
1979	DB Chuck Hatch	2010	DE Justin Trattou		
1980	LB David Little	2011	LB Lerentee McCray		
1981	PK Brian Clark		QB John Brantley		

### JAMES W. KYNES AWARD

Presented annually to the player who best exemplified the mental and physical toughness and "iron-man" determination Kynes exhibited as a Gator player and in his lifetime. Up until the 2011 season, it was presented to the offensive lineman who best exemplified those traits. Close friends Tom MacDonald and George Levy originated the Kynes Award in 1986. The first recipient was offensive tackle David Williams.

Kynes, Florida's first All-SEC offensive lineman and captain of the 1949 team, was the last Gator football player to play every minute in a game, something he accomplished several times during his career, including in his final game against Alabama. He went on to become the youngest Attorney General in the state of Florida's history at age 37 and was a business and civic leader in Tampa until his death of cancer at age 60 on Oct. 13, 1988.

#### JAMES W. KYNES AWARD WINNERS

1986	OT David Williams	2001	OL Zac Zedalis
1987	OG Bob Sims	2002	OT Bryan Savelio
1988	OT David Williams	2003	OG Shannon Snell
1989	OG Chris Bromley	2004	OT Jonathan Colon
1990	OT Mark White	2005	OG Lance Butler
1991	OT Tony Rowell	2006	DT Steven Harris
1992	OT Reggie Green	2007	OL Carlton Medder
1993	OG Jim Watson	2008	OL Phil Trautwein
1994	OT Anthony Ingrassia		OL Jason Watkins
1995	OG Reggie Green	2009	C Maurice Pouncey
1996	OG Donnie Young	2010	C Mike Pouncey
1997	OT Zach Piller	2011	QB John Brantley
1998	OL Cooper Carlisle	2012	LB Jon Bostic
1999	OG Ryan Kalich		S Matt Elam
2000	OT Mike Pearson		

### RAY GRAVES AWARD

Presented annually to the team's Most Valuable Player as selected by a vote of the entire squad. Head Coach Steve Spurrier initiated the award in 1990 in tribute to Graves, who was head coach from 1960-69.

Graves compiled a 70-31-4 record at the Gator helm, then the record for most wins (70) in school history for a head coach. He led Florida to winning records in nine of his 10 seasons at the helm, including nine or more wins three times. Graves' teams also appeared in five bowl games, posting a 4-1 record. He coached Florida's first Heisman Trophy winner in Spurrier, who captured college football's most prestigious honor in 1966.

#### RAY GRAVES AWARD WINNERS

1990	TE Kirk Kirkpatrick	2001	QB Rex Grossman	2012	RB Mike Gillislee
1991	DT Tony McCoy	2002	QB Rex Grossman		
1992	QB Shane Matthews	2003	CB Keiwan Ratliff		
	ILB Carlton Miles	2004	RB Ciatrick Fason		
1993	RB Errict Rhett	2005	CB Vernell Brown		
1994	DT Ellis Johnson	2006	S Reggie Nelson		
1995	QB Danny Wuerffel	2007	QB Tim Tebow		
1996	QB Danny Wuerffel	2008	QB Tim Tebow		
1997	RB Fred Taylor	2009	CB Joe Haden		
1998	LB Mike Peterson		QB Tim Tebow		
1999	PK Jeff Chandler	2010	S Ahmad Black		
2000	WR Jabar Gaffney	2011	RB Chris Rainey		

# ALL-TIME NFL GATORS

The following University of Florida players have appeared on a regular-season NFL roster.

\*Research compiled by NFL Alumni Association and NFL.com

**Tremayne Allen** (TE/FB), Chicago Bears 1997-98  
**Neal Anderson** (RB), Chicago Bears 1986-93  
**Reidel Anthony** (WR), Tampa Bay Buccaneers 1997-2001  
**Trace Armstrong** (DE), Chicago Bears 1989-94; Miami Dolphins 1995-2000; Oakland Raiders 2001-03  
**Dallas Baker** (WR), Pittsburgh Steelers 2007-09  
**Ephesians Bartley** (OLB), Philadelphia Eagles 1992  
**Jim Beaver** (DT), Philadelphia Eagles 1962  
**Kerwin Bell** (QB), Atlanta Falcons 1988; Tampa Bay Buccaneers 1989; Indianapolis Colts 1996-97  
**Ahmad Black** (DB), Tampa Bay Buccaneers 2011-12  
**Michael Brandon** (DE), Indianapolis Colts 1993; Arizona Cardinals 1994; San Francisco 49ers 1995-96  
**Scot Brantley** (LB), Tampa Bay Buccaneers 1980-87  
**Larry Brinson** (RB), Dallas Cowboys 1977-79; Seattle Seahawks 1980  
**Alex Brown** (DE), Chicago Bears 2002-09; New Orleans Saints 2010  
**Barry Brown** (LB), Baltimore Colts 1966-67; New York Giants 1968; Boston Patriots 1969-70  
**Lomas Brown** (OT), Detroit Lions 1985-95; Arizona Cardinals 1996-98; Cleveland Browns 1999; New York Giants 2000-01; Tampa Bay Buccaneers 2002  
**Carl Brumbaugh** (QB), Chicago Bears 1930-34, 1936-38; Cleveland Rams 1937  
**Andre Caldwell** (WR), Cincinnati Bengals 2008-12  
**Reche Caldwell** (WR), San Diego Chargers 2002-05; New England Patriots 2006; Washington Redskins 2007  
**Glenn Cameron** (LB), Cincinnati Bengals 1975-85  
**Mark Campbell** (DE), Denver Broncos 1996; Arizona Cardinals 1997  
**Cooper Carlisle** (OG), Denver Broncos 2000-06; Oakland Raiders 2007-12  
**Earl Carr** (RB), San Francisco 49ers 1978; Philadelphia Eagles 1979  
**Travis Carroll** (LB), New Orleans Saints 2002-03; Houston Texans 2003  
**Kevin Carter** (DE), St. Louis Rams 1995-2000; Tennessee Titans 2001-04; Miami Dolphins 2005-06; Tampa Bay Buccaneers 2007-08  
**Ran Carthon** (RB), Indianapolis Colts 2004-06; Detroit Lions 2006  
**Rick Casares** (RB), Chicago Bears 1954-64; Washington Redskins 1965; Miami Dolphins 1966  
**Don Chandler** (K), New York Giants 1956-64; Green Bay Packers 1965-67  
**Jeff Chandler** (K), San Francisco 49ers 2002-03; Washington Redskins/Carolina Panthers 2004  
**Wes Chandler** (WR), New Orleans Saints 1978-81; San Diego Chargers 1981-87; San Francisco 49ers 1988  
**Clifford Charlton** (LB), Cleveland Browns 1988-89  
**Brian Clark** (K), Tampa Bay Buccaneers 1982  
**Mike Clark** (DE), Washington Redskins 1981; San Francisco 49ers 1982; Tampa Bay Buccaneers 1987  
**Randy Clark** (S), Tampa Bay Buccaneers 1984  
**Hagood Clarke** (DB), Buffalo Bills 1964-68  
**Greg Cleveland** (T), Miami Dolphins 1987  
**Joe Cohen** (DT), San Francisco 49ers 2007; Miami Dolphins 2008; Detroit Lions 2009  
**Mo Collins** (OT), Oakland Raiders 1998-2003  
**Cris Collinsworth** (WR), Cincinnati Bengals 1981-88  
**Riley Cooper** (WR), Philadelphia Eagles 2010-12  
**Clyde Crabtree** (HB/QB), Frankfurt Yellow Jackets/Minneapolis Red Jackets 1930  
**Ray Criswell** (P), Tampa Bay Buccaneers 1987-88  
**Channing Crowder** (LB), Miami Dolphins 2005-10  
**Brad Culpepper** (DT), Minnesota Vikings 1992-93; Tampa Bay Buccaneers 1994-99; Chicago Bears 2000  
**Jermaine Cunningham** (DE), New England Patriots 2010-12  
**Ivory Curry** (DB), Tampa Bay Buccaneers 1987  
**Dexter Daniels** (LB), Baltimore Ravens 1996

**Andra Davis** (LB), Cleveland Browns 2002-08; Denver Broncos 2009; Buffalo Bills 2010-11  
**Alvin Darby** (TE), Houston Oilers/Seattle Seahawks 1976; Tampa Bay Buccaneers 1978  
**Floyd Dean** (LB), San Francisco 49ers 1964-65  
**Frank Dempsey** (OL-LB), Chicago Bears 1950-53  
**Jeff Dennis** (RB), New England Patriots 2012  
**Guy Dennis** (G), Cincinnati Bengals 1969-72; Detroit Lions 1973-75  
**Cal Dixon** (C), New York Jets 1992-95; Miami Dolphins 1996  
**Dwayne Dixon** (WR), Tampa Bay Buccaneers 1984, 87  
**Chris Doering** (WR), Indianapolis Colts 1996-97; Denver Broncos 1999; Washington Redskins 2002; Pittsburgh Steelers 2003-04  
**Dwayne Douglas** (T), New York Giants 1953  
**Jimmy DuBose** (RB), Tampa Bay Buccaneers 1976-78  
**Paul Duhart** (RB), Green Bay Packers 1944; Pittsburgh Steelers 1945; Boston Yanks 1945  
**Carlos Dunlap** (DE), Cincinnati Bengals 2010-12  
**Ricky Easmon** (CB), Dallas Cowboys 1985; Tampa Bay Buccaneers 1985-86  
**Shayne Edge** (P), Pittsburgh Steelers 1996  
**Richard Fain** (DB), Cincinnati Bengals/Phoenix Cardinals 1991; Chicago Bears 1992  
**Ciatrick Fason** (RB), Minnesota Vikings 2005-06  
**Chris Faulkner** (TE), Los Angeles Rams 1984; San Diego Chargers 1985  
**Dan Fike** (OG), Cleveland Browns 1985-92; Pittsburgh Steelers 1993  
**Don Fleming** (DB), Cleveland Browns 1960-62  
**Derrick Gaffney** (WR), New York Jets 1978-84, 1987  
**Jabar Gaffney** (WR), Houston Texans 2002-05; New England Patriots 2006-08; Denver Broncos 2009-10; Washington Redskins 2011; Miami Dolphins 2012  
**Larry Gagner** (G), Pittsburgh Steelers 1966-69; Kansas City Chiefs 1972  
**William Gaines** (DT), Miami Dolphins 1994; Washington Redskins 1995-97  
**David Galloway** (DT), St. Louis Cardinals 1982-87; Phoenix Cardinals 1988-89; Denver Broncos 1990  
**Tony Gede** (DB), New England Patriots 1999-2000  
**Lewis Gilbert** (TE), Atlanta Falcons 1978-79; Philadelphia Eagles/San Francisco 49ers 1980; Los Angeles Rams 1981  
**Marcus Gilbert** (OT), Pittsburgh Steelers 2011-12  
**Robert Gillespie** (RB), Washington Redskins 2002  
**Clark Goff** (T), Pittsburgh Steelers 1940  
**Tim Golden** (LB), New England Patriots 1982-84; Philadelphia Eagles 1985  
**Royce Goodbread** (HB), Frankford Yellow Jackets/Minneapolis Red Jackets 1930; Providence Steam Roller 1931  
**Earnest Graham** (RB), Tampa Bay Buccaneers 2004-11  
**Bobby Joe Green** (P), Pittsburgh Steelers 1960-61; Chicago Bears 1962-73  
**Jacque Green** (WR), Tampa Bay Buccaneers 1998-2001; Detroit Lions/Washington Redskins 2002  
**Sammy Green** (LB), Seattle Seahawks 1976-79; Houston Oilers 1980  
**Tony Green** (KR-RB), Washington Redskins 1978; New York Giants 1979; Seattle Seahawks 1979  
**Rex Grossman** (QB), Chicago Bears 2003-08; Houston Texans 2009; Washington Redskins 2010-12  
**Monty Grow** (DB), Kansas City Chiefs 1994; Jacksonville Jaguars 1995-96  
**Buck Gurley** (DT), Tampa Bay Buccaneers 2002  
**Joe Haden** (CB), Cleveland Browns 2010-12  
**Mal Hammack** (FB), Chicago Cardinals 1955, 1957-59; St. Louis Cardinals 1960-66  
**Darren Hambrick** (LB), Dallas Cowboys 1998-2001; Carolina Panthers 2001; Cleveland Browns 2002  
**Lorenzo Hampton** (RB), Miami Dolphins 1985-89  
**Randy Hand** (OT), Buffalo Bills 2006  
**Ben Hanks** (LB), Minnesota Vikings 1996; Detroit Lions 1997

**Jack Harper** (RB), Miami Dolphins 1967-68  
**James Harrell** (LB), Detroit Lions 1979-83, 1985-86; Kansas City Chiefs 1987  
**Roy Harris** (DT), Atlanta Falcons 1984-85; Tampa Bay Buccaneers 1987  
**Steven Harris** (DT), Denver Broncos 2007  
**Derrick Harvey** (DE), Jacksonville Jaguars 2008-10; Denver Broncos 2011  
**Percy Harvin** (WR), Minnesota Vikings 2009-12  
**Chas Henry** (P), Philadelphia Eagles 2011-12  
**Joe Hergert** (LB), Buffalo Bills 1960-61  
**Aaron Hernandez** (TE), New England Patriots 2010-12  
**Bob Hewko** (QB), Tampa Bay Buccaneers 1983  
**Reynaldo Hill** (CB), Tennessee Titans 2005-08  
**Will Hill** (S), New York Giants 2012  
**Ike Hilliard** (WR), New York Giants 1997-04; Tampa Bay Buccaneers 2005-08  
**Billy Hinson** (OG), Atlanta Falcons 1986  
**Eric Hodges** (WR), Kansas City Chiefs 1987  
**Jaye Howard** (DT), Seattle Seahawks 2012  
**Chuck Hunsinger** (HB), Chicago Bears 1950-52  
**John Hunt** (OG), Dallas Cowboys 1984; Tampa Bay Buccaneers 1987  
**Maurice Hurt** (OG), Washington Redskins 2011-12  
**Scott Hutchinson** (DE), Buffalo Bills 1978-80, 1983; Tampa Bay Buccaneers 1981  
**Cornelius Ingram** (TE), Philadelphia Eagles 2009-10  
**Chad Jackson** (WR), New England Patriots 2006-08; Denver Broncos 2008  
**Darrell Jackson** (WR), Seattle Seahawks 2000-06; San Francisco 49ers 2007; Denver Broncos 2008  
**Jack Jackson** (WR), Chicago Bears 1995-96  
**Randy Jackson** (T), Chicago Bears 1967-74  
**Terry Jackson** (RB), San Francisco 49ers 1999-2005  
**Willie Jackson** (WR), Dallas Cowboys 1994; Jacksonville Jaguars 1995-97; Cincinnati Bengals 1998-99; New Orleans Saints 2000-01; Atlanta Falcons/Washington Redskins 2002  
**Taylor Jacobs** (WR), Washington Redskins 2003-05; San Francisco 49ers 2006; San Francisco 49ers/Denver Broncos 2007  
**Brandon James** (WR), Indianapolis Colts 2010  
**John James** (P), Atlanta Falcons 1972-81; Detroit Lions 1982; Houston Oilers 1982-84  
**Alonzo Johnson** (LB), Philadelphia Eagles 1986-87  
**Doug Johnson** (QB), Atlanta Falcons 2000-03; Tennessee Titans 2004; Cleveland Browns 2005; Cincinnati Bengals 2006  
**Ellis Johnson** (DT), Indianapolis Colts 1995-2001; Atlanta Falcons 2002-03; Denver Broncos 2004  
**Todd Johnson** (FS), Chicago Bears 2003-06; St. Louis Rams 2007-08; Buffalo Bills 2009  
**James Jones** (FB), Detroit Lions 1983-88; Seattle Seahawks 1989-92  
**Jimmy Jordan** (RB), New Orleans Saints 1967  
**Jevon Kearse** (DE), Tennessee Titans 1999-2003, 2008-09; Philadelphia Eagles 2004-07  
**Vince Kendrick** (RB), Atlanta Falcons 1974; Tampa Bay Buccaneers 1976  
**Crawford Ker** (OG), Dallas Cowboys 1985-90; Denver Broncos 1991  
**Kelvin Knight** (WR), Green Bay Packers 2004; New England Patriots 2006  
**Erron Kinney** (TE), Tennessee Titans 2000-06  
**Nick Klutka** (E), Buffalo Bison 1946  
**Floyd Konesty** (E), Cleveland Rams 1944-45; Baltimore Colts 1947  
**Mark Korff** (LB), San Francisco 49ers 1987  
**Eric Kresser** (QB), Cincinnati Bengals 1997-99  
**Tron LaFavor** (DT), Indianapolis Colts 1995-2003; Dallas Cowboys 2004  
**Frank Lasky** (T), New York Giants 1964-65  
**Billy Latsko** (RB), Carolina Panthers 2007; San Diego Chargers 2008-10  
**Burton Lawless** (G), Dallas Cowboys 1975-79; Detroit Lions 1980; Miami Dolphins 1981

**Terry LeCount** (WR), San Francisco 49ers 1978-79; Minnesota Vikings 1979-84, 1987  
**Gene Lee** (L), Boston Yanks 1946  
**Tony Lilly** (S), Denver Broncos 1984-87  
**David Little** (LB), Pittsburgh Steelers 1981-92  
**Tony Lomack** (WR), Los Angeles Rams 1990; Phoenix Cardinals 1991  
**Buford Long** (HB), New York Giants 1953-55  
**Anthone Lott** (CB), Cincinnati Bengals 1997  
**Marquand Manuel** (S), Cincinnati Bengals 2002-03; Seattle Seahawks 2004-05; Green Bay Packers 2006; Carolina Panthers 2007; Denver Broncos 2008; Detroit Lions 2009  
**Wilber Marshall** (LB), Chicago Bears 1984-87; Washington Redskins 1988-92; Houston Oilers 1993; Arizona Cardinals 1994; New York Jets 1995  
**Ingle Martin** (QB), Green Bay Packers 2006  
**Shane Matthews** (QB), Chicago Bears 1993-96, 1999-2001; Carolina Panthers 1997-98; Washington Redskins 2002; Cincinnati Bengals 2003; Buffalo Bills 2004-05; Miami Dolphins 2006  
**Fred McCallister** (LB), Tampa Bay Buccaneers 1987  
**Eugene McCaslin** (LB), Green Bay Packers 2000  
**Tony McCoy** (DT), Indianapolis Colts 1992-99; Arizona Cardinals 2000  
**Bobby McCray** (DE), Jacksonville Jaguars 2004-07; New Orleans Saints 2008-09; Philadelphia Eagles 2010  
**Ray McDonald** (DE), San Francisco 49ers 2007-12  
**Reggie McGrew** (DT), San Francisco 49ers 1999-2001; Atlanta Falcons 2002  
**Lee McGriff** (WR), Tampa Bay Buccaneers 1976  
**Travis McGriff** (WR), Denver Broncos 1999-2001; Atlanta Falcons 2002  
**Vito McKeever** (DB), Tampa Bay Buccaneers 1986-87  
**Henry McMillian** (DT), Seattle Seahawks 1995-97  
**Dexter McNabb** (FB), Green Bay Packers 1992-93  
**Darren Mickell** (DE), Kansas City Chiefs 1992-95; New Orleans Saints 1996-97, 1999; San Diego Chargers 2000; Oakland Raiders 2001  
**Drew Miller** (C), Jacksonville Jaguars 2008; St. Louis Rams 2011  
**Patrick Miller** (LB), San Diego Chargers 1987-88  
**Ernie Mills** (WR), Pittsburgh Steelers 1991-96; Carolina Panthers 1997; Dallas Cowboys 1998-99  
**Jeremy Mincey** (DE), San Francisco 49ers/Jacksonville Jaguars 2006; Jacksonville Jaguars 2007-12  
**Clint Mitchell** (DE), Denver Broncos 2003; Kansas City Chiefs 2006  
**Fondren Mitchell** (HB), Miami Seahawks 1946  
**Jeff Mitchell** (C), Baltimore Ravens 1998-2000; Carolina Panthers 2001-05  
**Alonzo Mitz** (DE), Seattle Seahawks 1986-89; Cincinnati Bengals 1991-92  
**Kestahn Moore** (RB), Kansas City Chiefs 2009  
**Nat Moore** (WR), Miami Dolphins 1974-86  
**Jarvis Moss** (DE), Denver Broncos 2007-10; Oakland Raiders 2010-11  
**Mike Moten** (DT), Arizona Cardinals 1998  
**Mike Mularkey** (TE), Minnesota Vikings 1983-88; Pittsburgh Steelers 1989-91  
**Dennis Murphy** (DT), Chicago Bears 1965  
**Louis Murphy** (WR), Oakland Raiders 2009-11; Carolina Panthers 2012  
**Mark Murray** (DL), Denver Broncos 1991  
**Godfrey Myles** (LB), Dallas Cowboys 1991-96  
**Mike Nattiel** (LB), Minnesota Vikings 2003-04  
**Ricky Nattiel** (WR), Denver Broncos 1987-92  
**Frankie Neal** (WR), Green Bay Packers 1987  
**David Nelson** (WR), Buffalo Bills 2010-12

**Reggie Nelson** (FS), Jacksonville Jaguars 2007-09; Cincinnati Bengals 2010-12  
**Tim Newton** (MG), Minnesota Vikings 1985-89; Tampa Bay Buccaneers 1990-91; Kansas City Chiefs 1993  
**Jack O'Brien** (E), Pittsburgh Steelers 1954-56  
**Jason Odom** (OT), Tampa Bay Buccaneers 1996-99  
**Louis Oliver** (DB), Miami Dolphins 1989-93; Cincinnati Bengals 1994; Miami Dolphins 1995-96  
**Ralph Ortega** (LB), Atlanta Falcons 1975-78; Miami Dolphins 1979-80  
**Jesse Palmer** (QB), New York Giants 2001-04  
**Joel Parker** (WR), New Orleans Saints 1974-75, 1977  
**Bernie Parrish** (S), Cleveland Browns 1959-66; Houston Oilers 1966  
**Mike Pearson** (OT), Jacksonville Jaguars 2002-05; Houston Texans 2006  
**Leon Pennington** (LB), Tampa Bay Buccaneers 1987  
**Anton Peters** (T), Denver Broncos 1963  
**Mike Peterson** (LB), Indianapolis Colts 1999-2002; Jacksonville Jaguars 2003-08; Atlanta Falcons 2009-12  
**Zach Piller** (OG), Tennessee Titans 1999-2006  
**David Posey** (K), New England Patriots 1978  
**Maurkice Pouncey** (C), Pittsburgh Steelers 2010-12  
**Mike Pouncey** (C), Miami Dolphins 2011-12  
**Chris Rainey** (RB), Pittsburgh Steelers 2012  
**Keiwan Ratliff** (CB), Cincinnati Bengals 2004-07, 2010; Tampa Bay Buccaneers 2007; Indianapolis Colts 2007-08; Pittsburgh Steelers 2009  
**John Reaves** (QB), Philadelphia Eagles 1972-74; Cincinnati Bengals 1975-78; Minnesota Vikings 1979; Houston Oilers 1981; Tampa Bay Buccaneers 1987  
**Larry Rentz** (WR), San Diego Chargers 1969  
**Errict Rhett** (RB), Tampa Bay Buccaneers 1994-97; Baltimore Ravens 1998-99; Cleveland Browns 2000  
**Huey Richardson** (LB), Pittsburgh Steelers 1991; New York Jets/Washington Redskins 1992  
**Ed Robinson** (ILB), Pittsburgh Steelers 1994  
**Johnny Rutledge** (LB), Arizona Cardinals 1999-2002  
**Guss Scott** (DB), New England Patriots 2004-05; Seattle Seahawks 2006  
**Ian Scott** (DT), Chicago Bears 2003-06; San Diego Chargers 2008-09  
**Lito Sheppard** (CB), Philadelphia Eagles 2002-08; New York Jets 2009; Minnesota Vikings 2010; Oakland Raiders 2011  
**Brandon Siler** (LB), San Diego Chargers 2007-10; Kansas City Chiefs 2011-12  
**Stacey Simmons** (WR), Indianapolis Colts 1990  
**Jackie Simpson** (DB), Baltimore Colts 1958-60; Pittsburgh Steelers 1961-62  
**O.J. Small** (WR), Tennessee Titans 2005  
**Cedric Smith** (FB), Minnesota Vikings 1990; New Orleans Saints 1991; Washington Redskins 1994-95; Arizona Cardinals 1996-98  
**Emmitt Smith** (RB), Dallas Cowboys 1990-2002; Arizona Cardinals 2003-04  
**Larry Smith** (RB), Los Angeles Rams 1969-73; Washington Redskins 1974  
**Del Spear** (DB), Cleveland Browns 1993-94; Seattle Seahawks 1994  
**Jimmy Spencer** (DB), New Orleans Saints 1992-95; Cincinnati Bengals 1996-97; San Diego Chargers 1998-99; Denver Broncos 2000-03  
**Brandon Spikes** (LB), New England Patriots 2010-12  
**Steve Spurrier** (QB), San Francisco 49ers 1967-75; Tampa Bay Buccaneers 1976

**Max Starks** (OT), Pittsburgh Steelers 2004-12  
**Bruce Starling** (DB), Denver Broncos 1963  
**Kay Stephenson** (QB), San Diego Chargers 1967; Buffalo Bills 1968  
**John Symank** (DB), Green Bay Packers 1957-62; St. Louis Cardinals 1963  
**Steve Tannen** (DB), New York Jets 1970-74  
**Fred Taylor** (RB), Jacksonville Jaguars 1998-2008; New England Patriots 2009-10  
**Travis Taylor** (WR), Baltimore Ravens 2000-04; Minnesota Vikings 2005-06; Oakland Raiders/St. Louis Rams/Carolina Panthers 2007; Detroit Lions 2008  
**Tim Tebow** (QB), Denver Broncos 2010-11; New York Jets 2012  
**Marcus Thomas** (DT), Denver Broncos 2007-11  
**Deonte Thompson** (WR), Baltimore Ravens 2012  
**Ron Tilton** (OG), Washington Redskins 1986  
**Allen Trammell** (DB), Houston Oilers 1966  
**Richard Trapp** (WR), Buffalo Bills 1968; San Diego Chargers 1969; New York Jets 1970; Philadelphia Eagles 1971-72  
**Justin Trattou** (DE), New York Giants 2011-12  
**Phil Trautwein** (OT), St. Louis Rams/Cleveland Browns 2009  
**Scott Trimble** (OT), San Diego Chargers 1985  
**Ben Troupe** (TE), Tennessee Titans 2004-07; Tampa Bay Buccaneers 2008; Oakland Raiders 2008  
**Harmon Wages** (RB), Atlanta Falcons 1968-71, 1973  
**Aaron Walker** (TE), San Francisco 49ers 2003-04; St. Louis Rams 2005-07  
**Kenyatta Walker** (OT), Tampa Bay Buccaneers 2001-06  
**Gerard Warren** (DT), Cleveland Browns 2001-04; Denver Broncos 2005-06; Oakland Raiders 2007-09; New England Patriots 2010-11  
**Tavares Washington** (OT), San Francisco 49ers 2006  
**Dale Waters** (E), Washington Redskins 1932-33  
**Fred Weary** (DB), New Orleans Saints 1998-2001; Atlanta Falcons 2002; St. Louis Rams 2003  
**Dee Webb** (CB), Jacksonville Jaguars 2006  
**Rhody Weston** (DT), Tampa Bay Buccaneers 1989; Cleveland Browns 1991  
**Adrian White** (DB), New York Giants 1987-91; Green Bay Packers 1992; New England Patriots 1993  
**Jack White** (T), Philadelphia Eagles 1945  
**Broughton Williams** (T), Chicago Bears 1947  
**Cy Williams** (T), Staten Island Stapletons 1929-30; Brooklyn Dodgers 1932  
**David Williams** (OT), Houston Oilers 1989-95; New York Jets 1996-97  
**Elijah Williams** (DB), Atlanta Falcons 1998-2001  
**Jarvis Williams** (DB), Miami Dolphins 1988-93; New York Giants 1994  
**John L. Williams** (FB), Seattle Seahawks 1986-93; Pittsburgh Steelers 1994-95  
**Lawrence Wright** (S), Cincinnati Bengals 1997, 1999  
**Major Wright** (S), Chicago Bears 2010-12  
**Danny Wuerffel** (QB), New Orleans Saints 1997-99; Green Bay Packers 2000; Chicago Bears 2001; Washington Redskins 2002  
**DeShawn Wynn** (RB), Green Bay Packers 2007-09; New Orleans Saints 2010  
**Jim Yarbrough** (T), Detroit Lions 1969-77  
**Jim Yeats** (TE), Houston Oilers 1960  
**Tyrone Young** (WR), New Orleans Saints 1983-84  
**Jack Youngblood** (DE), Los Angeles Rams 1971-84  
**Jeff Zimmerman** (OG), Dallas Cowboys 1987-90



# GATORS IN THE SUPER BOWL

38 Players, 54 Appearances  
Gators have been a part of 16 Super Bowl-winning teams

- Super Bowl I (1967)
- Super Bowl II (1968)
- Super Bowl X (1976)
- Super Bowl XII (1978)
- Super Bowl XIII (1979)
- Super Bowl XIV (1980)
- Super Bowl XVI (1982)
- Super Bowl XVII (1983)
- Super Bowl XIX (1985)
- Super Bowl XX (1986)
- Super Bowl XXI (1987)
- Super Bowl XXII (1988)
- Super Bowl XXIII (1989)
- Super Bowl XXVI (1992)
- Super Bowl XXVIII (1994)
- Super Bowl XXX (1996)
  
- Super Bowl XXXIII (1999)
- Super Bowl XXXIV (2000)
  
- Super Bowl XXXV (2001)

- GREEN BAY:** Don Chandler (P)
- GREEN BAY:** Don Chandler (P)
- Dallas: Burton Lawless\* (G)
- DALLAS:** Larry Brinson (RB), Burton Lawless (G)
- Dallas: Larry Brinson (RB), Burton Lawless (G)
- Los Angeles Rams: Jack Youngblood\* (DE)
- Cincinnati: Glenn Cameron\* (LB), Cris Collinsworth\* (WR)
- Miami: Nat Moore (WR)
- Miami: Nat Moore (WR)
- CHICAGO:** Wilber Marshall\* (LB)
- Denver: Tony Lilly (FS), Ricky Nattiel (WR)
- Denver: Tony Lilly\* (FS), Ricky Nattiel\* (WR)
- Cincinnati: Cris Collinsworth (WR)
- WASHINGTON:** Wilber Marshall\* (LB)
- DALLAS:** Emmitt Smith\* (RB), Godfrey Myles (LB)
- DALLAS:** Emmitt Smith\* (RB), Godfrey Myles (LB)
- Pittsburgh: John L Williams\* (RB), Ernie Mills\* (WR)
- DALLAS:** Emmitt Smith\* (RB), Godfrey Myles (LB)
- Atlanta: Elijah Williams (DB)
- Tennessee: Jevon Kearse\* (DE), Zach Piller (OG)
- ST. LOUIS:** Kevin Carter\* (DE)
- New York Giants: Lomas Brown\* (OT), Ike Hilliard\* (WR)

- Super Bowl XXXVII (2003)
  
- Super Bowl XXXVIII (2004)
- Super Bowl XXXIX (2005)
  
- Super Bowl XL (2006)
  
- Super Bowl XLI (2007)
  
- Super Bowl XLII (2008)
- Super Bowl XLIII (2009)
- Super Bowl XIV (2010)
- Super Bowl XLV (2011)
  
- Super Bowl XLVI (2012)
  
- Super Bowl XLVII (2013)

- BALTIMORE:** Jeff Mitchell\* (C)
- Oakland: Mo Collins\* (OG)
- TAMPA BAY:** Kenyatta Walker\* (OT), Lomas Brown (OT)
- Carolina: Jeff Mitchell\* (C)
- Philadelphia: Lito Sheppard\* (CB), Jevon Kearse\* (DE)
- NEW ENGLAND:** Guss Scott (S, Injured Reserve)
- Seattle: Darrell Jackson\* (WR), Marquand Manuel\* (S)
- PITTSBURGH:** Max Starks\* (OT)
- Chicago: Alex Brown\* (DE), Rex Grossman\* (QB), Todd Johnson (S), Ian Scott\* (DT)
- New England: Jabar Gaffney (WR), Chad Jackson (WR)
- PITTSBURGH:** Dallas Baker (WR), Max Starks\* (OT)
- NEW ORLEANS:** Bobby McCray\* (DE)
- Pittsburgh: Maurkice Pouncey (C), Max Starks (OT) (both were injured and unable to play)
- New England: Brandon Spikes\* (LB), Aaron Hernandez (TE), Gerard Warren (DT), Jermaine Cunningham (LB, injured reserve)
- NEW YORK GIANTS:** Justin Trattou (DE, inactive)
- BALTIMORE:** Deonte Thompson (WR, inactive)
- San Francisco: Ray McDonald\* (DT)

\*Started in the Super Bowl; **BOLD ALL CAPS** indicates Super Bowl winning team

# GATORS IN THE PRO BOWL

20 Players, 58 Appearances

- Neal Anderson, RB
- Trace Armstrong, DE
- Lomas Brown, OT
- Kevin Carter, DE
- Wes Chandler, WR
- Cris Collinsworth, WR
- Bobby Joe Green, P
- Tony Green, KR
- Percy Harvin, WR
- John James, P
- Jevon Kearse, DE
- David Little, LB
- Wilber Marshall, LB
- Nat Moore, WR
- Maurkice Pouncey, C
- Lito Sheppard, DB
- Emmitt Smith, RB
- Fred Taylor, RB
- John L. Williams, FB
- Jack Youngblood, DE

- Chicago Bears (1988-89-90-91)
- Miami Dolphins (2000)
- Detroit Lions (1990-91-92-93-94-95) and Arizona Cardinals (1996)
- St. Louis Rams (1999) and Tennessee Titans (2002)
- New Orleans Saints (1979) and San Diego Chargers (1982-83-85)
- Cincinnati Bengals (1981-82-83)
- Chicago Bears (1970)
- Washington Redskins (1978)
- Minnesota Vikings (2009)
- Atlanta Falcons (1975-76-77)
- Tennessee Titans (1999-2000-01)
- Pittsburgh Steelers (1990)
- Chicago Bears (1986-87) and Washington (1992)
- Miami Dolphins (1977)
- Pittsburgh Steelers (2010-11-12)
- Philadelphia Eagles (2004-06)
- Dallas Cowboys (1990-91-92-93-94-95-98-99)
- Jacksonville Jaguars (2007)
- Seattle Seahawks (1990-91)
- Los Angeles Rams (1973-74-75-76-77-78-79)

## SUPER BOWL SCORING, BY COLLEGE

School	Points	
1 Miami (Fla.)	84	Passing TDs count
2 Penn State	73	for the receiver,
3 Notre Dame	64	not the passer.
<b>4 FLORIDA</b>	<b>62</b>	
5 Georgia	55	
6 Nebraska	54	
7 California	48	
Mississippi Valley State	48	
9 Illinois	45	
10 Michigan State	43	
11 Ohio State	42	
12 Texas Tech	40	
13 UCLA	40	
14 Colorado	37	

# 2012 GATORS IN THE NFL

33 Players, 352 Games Played, 199 Starts

PLAYER	2012 TEAM
Ahmad Black	Tampa Bay Buccaneers
Andre Caldwell	Denver Broncos
Cooper Carlisle	Oakland Raiders
Riley Cooper	Philadelphia Eagles
Jermaine Cunningham	New England Patriots
Jeff Demps	New England Patriots (I.R.)
Carlos Dunlap	Cincinnati Bengals
Jabar Gaffney	Miami Dolphins
Marcus Gilbert	Pittsburgh Steelers
Rex Grossman	Washington Redskins
Joe Haden	Cleveland Browns

PLAYER	2012 TEAM
Percy Harvin	Minnesota Vikings
Chas Henry	Philadelphia Eagles
Aaron Hernandez	New England Patriots
Will Hill	New York Giants
Jaye Howard	Seattle Seahawks
Maurice Hurt	Washington Redskins
Ray McDonald	San Francisco 49ers
Jeremy Mincey	Jacksonville Jaguars
Louis Murphy	Carolina Panthers
David Nelson	Buffalo Bills (I.R.)
Reggie Nelson	Cincinnati Bengals

PLAYER	2012 TEAM
Mike Peterson	Atlanta Falcons
Maurkice Pouncey	Pittsburgh Steelers
Mike Pouncey	Miami Dolphins
Chris Rainey	Pittsburgh Steelers
Brandon Siler	Kansas City Chiefs
Brandon Spikes	New England Patriots
Max Starks	Pittsburgh Steelers
Tim Tebow	New York Jets
Deonte Thompson	Baltimore Ravens
Justin Trattou	New York Giants (I.R.)
Major Wright	Chicago Bears

### Gator alumni in the NFL accounted for the following totals during the 2012 NFL regular season:

4,306 total yards	332 rushing yards	1,972 receiving yards	550 tackles	13 interceptions
18 total touchdowns	3 rushing TDs	12 receiving TDs	16.0 sacks	19 forced fumbles

# FIRST-ROUND DRAFT PICKS

- UF has 45 all-time first-round draft picks in school history, the sixth-best total in the nation and second in the SEC (Alabama leads with 47).
- A breakdown of those selections includes 10 DL, nine RB, six WR, six OL, six DB, four LB and four QB.

- The Gators have totaled 10 first-round picks since 2007, tied for third-most among all schools. Alabama leads with 14 picks and LSU is second with 11 picks. USC also has 10.

- Florida has had a first-round draft pick at 11 different positions (C, QB, RB, FB, WR, OT, DE, DT, LB, CB, S).
- Florida tied a school record with three first-round draft picks in 2010 (UF also had three in 1989).

**1945** RB **Paul Duhart** by the Pittsburgh Steelers  
*2nd pick overall*

**1950** RB **Chuck Hunsinger** by the Chicago Bears  
*2nd pick overall*

**1967** QB **Steve Spurrier** by the San Francisco 49ers  
*3rd pick overall*

**1969** RB **Larry Smith** by the Los Angeles Rams  
*8th pick overall*

**1970** DB **Steve Tannen** by the New York Jets  
*20th pick overall*

**1971** DE **Jack Youngblood** by the Los Angeles Rams  
*20th pick overall*

**1972** QB **John Reaves** by the Philadelphia Eagles  
*14th pick overall*

**1975** LB **Glenn Cameron** by the Cincinnati Bengals  
*14th pick overall*

**1978** WR **Wes Chandler** by the New Orleans Saints  
*3rd pick overall*

**1983** FB **James Jones** by the Detroit Lions  
*13th pick overall*

**1984** LB **Wilber Marshall** by the Chicago Bears  
*11th pick overall*

**1985** OT **Lomas Brown** by the Detroit Lions  
*6th pick overall*

RB **Lorenzo Hampton** by the Miami Dolphins  
*27th pick overall*

**1986** FB **John L. Williams** by the Seattle Seahawks  
*15th pick overall*

RB **Neal Anderson** by the Chicago Bears  
*28th pick overall*

**1987** WR **Ricky Nattiel** by the Denver Broncos  
*27th pick overall*

**1988** LB **Clifford Charlton** by the Cleveland Browns  
*21st pick overall*

**1989** DT **Trace Armstrong** by the Chicago Bears  
*12th pick overall*

OT **David Williams** by the Houston Oilers  
*23rd pick overall*

DB **Louis Oliver** by the Miami Dolphins  
*25th pick overall*

**1990** RB **Emmitt Smith** by the Dallas Cowboys  
*17th pick overall*

**1991** DE **Huey Richardson** by the Pittsburgh Steelers  
*15th pick overall*

**1995** DE **Kevin Carter** by the St. Louis Rams  
*6th pick overall*

DT **Ellis Johnson** by the Indianapolis Colts  
*15th pick overall*

**1997** WR **Ike Hilliard** by the New York Giants  
*7th pick overall*

WR **Reidel Anthony** by the Tampa Bay Bucs  
*16th pick overall*

**1998** RB **Fred Taylor** by the Jacksonville Jaguars  
*9th pick overall*

OT **Mo Collins** by the Oakland Raiders  
*23rd pick overall*

**1999** LB **Jevon Kearse** by the Tennessee Titans  
*16th pick overall*

DT **Reggie McGrew** by the San Francisco 49ers  
*24th pick overall*

**2000** WR **Travis Taylor** by the Baltimore Ravens  
*10th pick overall*

**2001** DT **Gerard Warren** by the Cleveland Browns  
*3rd pick overall*

OT **Kenyatta Walker** by the Tampa Bay Bucs  
*14th pick overall*

**2002** DB **Lito Sheppard** by the Philadelphia Eagles  
*26th pick overall*

**2003** QB **Rex Grossman** by the Chicago Bears  
*22nd pick overall*

**2007** DE **Jarvis Moss** by the Denver Broncos  
*17th pick overall*

S **Reggie Nelson** by the Jacksonville Jaguars  
*21st pick overall*

**2008** DE **Derrick Harvey** by the Jacksonville Jaguars  
*8th pick overall*

**2009** WR **Percy Harvin** by the Minnesota Vikings  
*22nd pick overall*

**2010** CB **Joe Haden** by the Cleveland Browns  
*7th pick overall*

C **Maurkice Pouncey** by the Pittsburgh Steelers  
*18th pick overall*

QB **Tim Tebow** by the Denver Broncos  
*25th pick overall*

**2011** OL **Mike Pouncey** by the Miami Dolphins  
*15th pick overall*

**2013** DT **Sharrif Floyd** by the Minnesota Vikings  
*23rd pick overall*

DB **Matt Elam** by the Baltimore Ravens  
*32nd pick overall*

## FIRST-ROUND STREAKS BY SCHOOL

1	Miami (Fla.)	14 years (1995-2008)
2	<b>FLORIDA</b>	<b>9 years (1983-91)</b>
3	Ohio State	7 years (1991-97)
	Pittsburgh	7 years (1983-89)
5	LSU	6 years (2004-09)
	Michigan	6 years (1991-96)
	Michigan State	6 years (1986-91)

8	<b>FLORIDA</b>	<b>5 years (2007-11)</b>
	Maryland	5 years (1952-56)
	Minnesota	5 years (1939-43)
	Penn State	5 years (1979-83)
	Southern Cal	5 years (1993-97)
	Tennessee	5 years (1991-95)
	Tennessee	5 years (2006-10)
	Syracuse	5 years (1998-2002)

## MOST YEARS IN FIRST ROUND

1	Ohio State	39 years (Last: 2011)
	Southern Cal	39 years (Last: 2012)
3	Notre Dame	37 years (Last: 2013)
4	Michigan	33 years (Last: 2010)
5	<b>FLORIDA</b>	<b>32 years (Last: 2013)</b>
	Miami (Fla.)	31 years (Last: 2008)
7	Tennessee	31 years (Last: 2013)
8	Alabama	29 years (Last: 2013)
9	Texas	28 years (Last: 2013)
10	Oklahoma	27 years (Last: 2013)

# GATORS DRAFTED BY FRANCHISE

Selections	Team
24	Pittsburgh Steelers
19	Chicago Bears
17	New York Giants
16	Denver Broncos
16	San Francisco 49ers
14	Miami Dolphins
13	Dallas Cowboys
12	Indianapolis Colts
12	Philadelphia Eagles
12	Washington Redskins
11	Minnesota Vikings
11	New England Patriots
11	St. Louis Rams
10	Green Bay Packers
9	Arizona Cardinals
9	Cleveland Browns
9	San Diego Chargers

Selections	Team
9	Seattle Seahawks
9	Tampa Bay Buccaneers
9	Tennessee Titans
8	Atlanta Falcons
8	Cincinnati Bengals
8	Jacksonville Jaguars
7	Buffalo Bills
7	Detroit Lions
7	Kansas City Chiefs
7	New York Jets
5	New Orleans Saints
5	Oakland Raiders
4	Baltimore Ravens
1	Houston Texans

**319** Total Gators Drafted by Current NFL franchises

## SELECTIONS MADE BY NOW DEFUNCT FRANCHISES

2	Boston Yanks
1	Brooklyn Dodgers
1	*New York Yankees

**4** Total Gators Drafted by Defunct NFL franchises

**323** Total Gators Drafted in History

*\*The Yankees were a member of the All-American Football Conference that merged with the NFL in 1950. A separate AAFC draft was held from 1947-49.*

# GATORS DRAFTED BY DECADE

## 2010s

Year	Picks
2013	8
2012	2
2011	4
2010	9
<b>TOTAL</b>	<b>23</b>

## 2000s

Year	Picks
2009	3
2008	2
2007	9
2006	3
2005	3
2004	5
2003	8
2002	8
2001	4
2000	5
<b>TOTAL</b>	<b>50</b>

## 1990s

Year	Picks
1999	8
1998	5
1997	4
1996	6
1995	4
1994	5
1993	2
1992	9
1991	5
1990	4
<b>TOTAL</b>	<b>52</b>

## 1980s

Year	Picks
1989	4
1988	4
1987	6
1986	7
1985	6
1984	4
1983	4
1982	3
1981	4
1980	1
<b>TOTAL</b>	<b>43</b>

## 1970s

Year	Picks
1979	2
1978	10
1977	4
1976	8
1975	4
1974	5
1973	2
1972	4
1971	1
1970	2
<b>TOTAL</b>	<b>42</b>

## 1960s

Year	Picks
1969	4
1968	1
1967	2
1966	4 (+2 AFL)
1965	5 (+1 AFL)
1964	3 (+1 AFL)
1963	6 (+3 AFL)
1962	2 (+5 AFL)
1961	2 (+2 AFL)
1960	3 (+6 AFL)
<b>TOTAL</b>	<b>32 (+ 20 AFL)</b>

## 1950s

Year	Picks
1959	5
1958	6
1957	7
1956	5
1955	4
1954	5
1953	5
1952	2
1951	0
1950	4
<b>TOTAL</b>	<b>43</b>

## 1940s

Year	Picks
1949	0
1948	2 (+ 1 AAFC)
1947	0
1946	3
1945	3
1944	0
1943	4
1942	1
1941	1
1940	1
<b>TOTAL</b>	<b>15 (+1 AAFC)</b>

## 1930s

Year	Picks
1939	0
1938	1
1937	0
1936	0
<b>TOTAL</b>	<b>1</b>

# PLAYERS DECLARING EARLY

## 2013 (4)

Matt Elam  
Sharrif Floyd  
Jelani Jenkins  
Jordan Reed

## 2011 (1)

Will Hill

## 2010 (5)

Carlos Dunlap  
Joe Haden  
Aaron Hernandez  
Maurkice Pouncey  
Major Wright

## 2009 (1)

Percy Harvin

## 2008 (1)

Derrick Harvey

## 2007 (4)

Jarvis Moss  
Reggie Nelson  
Brandon Siler  
Ryan Smith

## 2006 (1)

Chad Jackson

## 2005 (2)

Channing Crowder  
Ciatrick Fason

## 2003 (5)

Rex Grossman  
Taylor Jacobs  
Clint Mitchell  
Mike Nattiel  
Ian Scott

## 2002 (4)

Reche Caldwell  
Jabar Gaffney  
Mike Pearson  
Lito Sheppard

## 2001 (3)

John Capel  
Kenyatta Walker  
Gerard Warren

## 2000 (2)

Travis Taylor  
Darrell Jackson

## 1999 (2)

Jevon Kearse  
Reggie McGrew

## 1998 (2)

Mo Collins  
Jacquez Green

## 1997 (2)

Ike Hilliard  
Reidel Anthony

## 1995 (1)

Jack Jackson

## 1994 (1)

Darren Mickell

## 1990 (1)

Emmitt Smith

# ALL-TIME DRAFT RESULTS

## 2013

Rd. (Overall)	Name	Pos.	Team
1 (23rd)	Sharrif Floyd	DT	Minnesota Vikings
1 (32nd)	Matt Elam	S	Baltimore Ravens
2 (50th)	Jon Bostic	LB	Chicago Bears
3 (85th)	Jordan Reed	TE	Washington Redskins
4 (104th)	Jelani Jenkins	LB	Miami Dolphins
5 (164th)	Mike Gillislee	RB	Miami Dolphins
5 (166th)	Caleb Sturgis	K	Miami Dolphins
6 (169th)	Josh Evans	S	Jacksonville Jaguars

## 2012

4 (114th)	Jaye Howard	DT	Seattle Seahawks
5 (159th)	Chris Rainey	RB	Pittsburgh Steelers

## 2011

1 (15th)	Mike Pouncey	OL	Miami Dolphins
2 (63rd)	Marcus Gilbert	OT	Pittsburgh Steelers
5 (151st)	Ahmad Black	S	Tampa Bay Buccaneers
7 (217th)	Maurice Hurt	G	Washington Redskins

## 2010

1 (7th)	Joe Haden	CB	Cleveland Browns
1 (18th)	Maurkice Pouncey	C	Pittsburgh Steelers
1 (25th)	Tim Tebow	QB	Denver Broncos
2 (53rd)	Jermaine Cunningham	DE	New England Patriots
2 (54th)	Carlos Dunlap	DE	Cincinnati Bengals
2 (62nd)	Brandon Spikes	LB	New England Patriots
3 (75th)	Major Wright	S	Chicago Bears
4 (113th)	Aaron Hernandez	TE	New England Patriots
5 (159th)	Riley Cooper	WR	Philadelphia Eagles

## 2009

1 (22nd)	Percy Harvin	WR/RB	Minnesota Vikings
4 (124th)	Louis Murphy	WR	Oakland Raiders
5 (153rd)	Cornelius Ingram	TE	Philadelphia Eagles

## 2008

1 (8th)	Derrick Harvey	DE	Jacksonville Jaguars
3 (97th)	Andre Caldwell	WR	Cincinnati Bengals

## 2007

1 (17th)	Jarvis Moss	DE	Denver Broncos
1 (21st)	Reggie Nelson	S	Jacksonville Jaguars
3 (97th)	Ray McDonald	DE	San Francisco 49ers
4 (135th)	Joe Cohen	DE	San Francisco 49ers
4 (121st)	Marcus Thomas	DT	Denver Broncos
6 (206th)	Ryan Smith	CB	Tennessee Titans
7 (227th)	Dallas Baker	WR	Pittsburgh Steelers
7 (228th)	DeShawn Wynn	RB	Green Bay Packers
7 (240th)	Brandon Siler	LB	San Diego Chargers

## 2006

2 (36th)	Chad Jackson	WR	New England Patriots
6 (191st)	Jeremy Mincey	DE	New England Patriots
7 (236th)	Dee Webb	DB	Jacksonville Jaguars

## 2005

3 (70th)	Channing Crowder	LB	Miami Dolphins
4 (112th)	Ciatrick Fason	TB	Minnesota Vikings
7 (218th)	Reynaldo Hill	DB	Tennessee Titans

## 2004

2 (40th)	Ben Troupe	TE	Tennessee Titans
2 (49th)	Keiwan Ratliff	DB	Cincinnati Bengals
3 (75th)	Max Starks	OT	Pittsburgh Steelers
3 (95th)	Guss Scott	SS	New England Patriots
7 (249th)	Bobby McCray	DE	Jacksonville Jaguars

## 2003

Rd. (Overall)	Name	Pos.	Team
1 (22nd)	Rex Grossman	QB	Chicago Bears
2 (44th)	Taylor Jacobs	WR	Washington Redskins
4 (100th)	Todd Johnson	FS	Chicago Bears
4 (116th)	Ian Scott	DT	Chicago Bears
5 (161st)	Aaron Walker	TE	San Francisco 49ers
5 (171st)	Tron LaFavor	DT	Chicago Bears
6 (190th)	Mike Nattiel	LB	Minnesota Vikings
7 (227th)	Clint Mitchell	DE	Denver Broncos

## 2002

1 (26th)	Lito Sheppard	CB	Philadelphia Eagles
2 (33rd)	Jabar Gaffney	WR	Houston Texans
2 (40th)	Mike Pearson	OT	Jacksonville Jaguars
2 (48th)	Reche Caldwell	WR	San Diego Chargers
4 (102nd)	Jeff Chandler	PK	San Francisco 49ers
4 (104th)	Alex Brown	DE	Chicago Bears
5 (141st)	Andra Davis	LB	Cleveland Browns
6 (181st)	Marquand Manuel	SS	Cincinnati Bengals

## 2001

1 (3rd)	Gerard Warren	DT	Cleveland Browns
1 (14th)	Kenyatta Walker	OT	Tampa Bay Buccaneers
4 (125th)	Jesse Palmer	QB	New York Giants
7 (208th)	John Capel	WR	Chicago Bears

## 2000

1 (10th)	Travis Taylor	WR	Baltimore Ravens
3 (68th)	Erron Kinney	TE	Tennessee Titans
3 (80th)	Darrell Jackson	WR	Seattle Seahawks
4 (112th)	Cooper Carlisle	G	Denver Broncos
7 (249th)	Eugene McCaslin	LB	Green Bay Packers

## 1999

1 (16th)	Jevon Kearse	LB	Tennessee Titans
1 (24th)	Reggie McGrew	DT	San Francisco 49ers
2 (36th)	Mike Peterson	LB	Indianapolis Colts
2 (51st)	Johnny Rutledge	LB	Arizona Cardinals
3 (81st)	Zach Piller	OT	Tennessee Titans
3 (91st)	Tony George	DB	New England Patriots
3 (93rd)	Travis McGriff	WR	Denver Broncos
5 (157th)	Terry Jackson	RB	San Francisco 49ers

## 1998

1 (9th)	Fred Taylor	RB	Jacksonville Jaguars
1 (23rd)	Mo Collins	OT	Oakland Raiders
2 (34th)	Jacquez Green	WR	Tampa Bay Buccaneers
4 (97th)	Fred Weary	DB	New Orleans Saints
6 (166th)	Elijah Williams	DB	Atlanta Falcons

## 1997

1 (7th)	Ike Hilliard	WR	New York Giants
1 (16th)	Reidel Anthony	WR	Tampa Bay Buccaneers
4 (99th)	Danny Wuerffel	QB	New Orleans Saints
5 (134th)	Jeff Mitchell	C	Baltimore Ravens

## 1996

3 (78th)	Mark Campbell	DE	Denver Broncos
4 (96th)	Jason Odom	OT	Tampa Bay Buccaneers
6 (172nd)	Dexter Daniels	LB	Baltimore Ravens
6 (184th)	Reggie Green	OL	Seattle Seahawks
6 (185th)	Chris Doering	WR	Jacksonville Jaguars
7 (225th)	Johnnie Church	DE	Seattle Seahawks

**1995**

Rd. (Overall)	Name	Pos.	Team
1 (6th)	Kevin Carter	DE	St. Louis Rams
1 (15th)	Ellis Johnson	DT	Indianapolis Colts
4 (116th)	Jack Jackson	WR	Chicago Bears
6 (180th)	Henry McMillian	DT	Seattle Seahawks

**1994**

2 (34th)	Errict Rhett	RB	Tampa Bay Buccaneers
3 (109th)	Willie Jackson	WR	Dallas Cowboys
6 (138th)	Harrison Houston	WR	Atlanta Falcons
6 (147th)	William Gaines	DT	Miami Dolphins
SD (25th)	Darren Mickell	DE	Kansas City Chiefs

**1993**

6 (142nd)	Lawrence Hatch	DB	New England Patriots
7 (172nd)	Will White	FS	Phoenix Cardinals

Note: In 1993, the NFL Draft was reduced to seven rounds.

**1992**

4 (105th)	Tony McCoy	DT	Indianapolis Colts
5 (119th)	Dexter McNabb	FB	Green Bay Packers
5 (127th)	Cal Dixon	C	New York Jets
6 (156th)	Tony Rowell	OT	Los Angeles Raiders
7 (182nd)	Tim Paulk	LB	Atlanta Falcons
8 (206th)	Hesham Ismail	OG	Pittsburgh Steelers
9 (241st)	Ephesians Bartley	LB	Philadelphia Eagles
10 (264th)	Brad Culpepper	DT	Minnesota Vikings
12 (309th)	Michael Brandon	DE	Indianapolis Colts

**1991**

1 (15th)	Huey Richardson	DE	Pittsburgh Steelers
3 (62nd)	Godfrey Myles	LB	Dallas Cowboys
3 (73rd)	Ernie Mills	WR	Pittsburgh Steelers
6 (157th)	Richard Fain	DB	Cincinnati Bengals
8 (215th)	Jimmy Spencer	DB	Washington Redskins

**1990**

1 (17th)	Emmitt Smith	RB	Dallas Cowboys
4 (83rd)	Stacey Simmons	WR	Indianapolis Colts
5 (131st)	Cedric Smith	FB	Minnesota Vikings
9 (245th)	Tony Lomack	WR	Los Angeles Rams

**1989**

1 (12th)	Trace Armstrong	DT	Chicago Bears
1 (23rd)	David Williams	OT	Houston Oilers
1 (25th)	Louis Oliver	FS	Miami Dolphins
3 (68th)	Rhondy Weston	DT	Dallas Cowboys

**1988**

1 (21st)	Clifford Charlton	OLB	Cleveland Browns
2 (42nd)	Jarvis Williams	DB	Miami Dolphins
6 (162nd)	Bob Sims	OG	New Orleans Saints
7 (180th)	Kerwin Bell	QB	Miami Dolphins

**1987**

1 (27th)	Ricky Nattiel	WR	Denver Broncos
2 (55th)	Adrian White	DB	New York Giants
3 (68th)	Jeff Zimmerman	OL	Dallas Cowboys
6 (149th)	Ron Moten	OLB	Philadelphia Eagles
12 (318th)	Scott Armstrong	ILB	Dallas Cowboys
12 (323rd)	Keith Williams	DT	Minnesota Vikings

**1986**

Rd. (Overall)	Name	Pos.	Team
1 (15th)	John L. Williams	FB	Seattle Seahawks
1 (27th)	Neal Anderson	RB	Chicago Bears
2 (48th)	Alonzo Johnson	OLB	Philadelphia Eagles
5 (121st)	Ray Criswell	P	Philadelphia Eagles
5 (131st)	Patrick Miller	OLB	San Diego Chargers
7 (187th)	Ray McDonald	WR	New England Patriots
8 (211th)	Alonzo Mitz	DT	Seattle Seahawks

**1985**

1 (6th)	Lomas Brown	OT	Detroit Lions
1 (27th)	Lorenzo Hampton	RB	Miami Dolphins
3 (76th)	Crawford Ker	OT	Dallas Cowboys
5 (139th)	Billy Hinson	OG	Denver Broncos
6 (164th)	Tim Newton	MG	Minnesota Vikings
11 (306th)	Gary Rolle	WR	Denver Broncos

**1984**

1 (11th)	Wilber Marshall	LB	Chicago Bears
3 (78th)	Tony Lilly	DB	Denver Broncos
8 (202nd)	Randy Clark	DB	Kansas City Chiefs
9 (232nd)	John Hunt	OG	Dallas Cowboys

**1983**

1 (13th)	James Jones	RB	Detroit Lions
4 (108th)	Chris Faulkner	TE	Dallas Cowboys
9 (229th)	Mike Mularkey	TE	San Francisco 49ers
10 (274th)	Dan Fike	OT	New York Jets

**1982**

2 (38th)	David Galloway	DT	St. Louis Cardinals
10 (253rd)	Brian Clark	K	New England Patriots
10 (271st)	Robin Fisher	DL	Miami Dolphins

**1981**

2 (37th)	Cris Collinsworth	WR	Cincinnati Bengals
6 (153rd)	Dock Luckie	DT	Kansas City Chiefs
7 (183rd)	David Little	LB	Pittsburgh Steelers
7 (190th)	Mike Clark	DE	Los Angeles Rams

**1980**

3 (75th)	Scot Brantley	LB	Tampa Bay Buccaneers
----------	---------------	----	----------------------

**1979**

7 (251st)	Mike Dupree	LB	Kansas City Chiefs
10 (178th)	Don Swafford	T	Philadelphia Eagles

**1978**

1 (3rd)	Wes Chandler	WR	New Orleans Saints
2 (38th)	Scott Hutchinson	DE	Buffalo Bills
4 (91st)	Terry LeCount	WR	San Francisco 49ers
5 (124th)	Earl Carr	RB	St. Louis Cardinals
5 (128th)	Willie Wilder	RB	Green Bay Packers
6 (159th)	Tony Green	RB	Washington Redskins
8 (197th)	Derrick Gaffney	WR	New York Jets
10 (259th)	Mark Totten	C	Green Bay Packers
11 (296th)	Charlie Williams	LB	New England Patriots
12 (311th)	Alan Williams	P	New York Jets

**1977**

9 (239th)	David Posey	K	San Francisco 49ers
10 (252nd)	Robert Morgan	RB	Tampa Bay Buccaneers
10 (253rd)	Alvin Cowans	DB	Pittsburgh Steelers
12 (310th)	Jimmy Stephens	TE	Pittsburgh Steelers

## 1976

Rd. (Overall)	Name	Pos.	Team
2 (29th)	Sammy Green	LB	Seattle Seahawks
2 (30th)	Jimmy DuBose	RB	Tampa Bay Buccaneers
4 (111th)	Mike Smith	DE	Philadelphia Eagles
6 (157th)	Alvin Darby	TE	Seattle Seahawks
7 (199th)	James Richards	RB	New York Jets
12 (332nd)	Gerald Loper	G	San Francisco 49ers
13 (356th)	Mike Williams	T	Atlanta Falcons
14 (403rd)	Wayne Fields	DB	Pittsburgh Steelers

## 1975

1 (14th)	Glenn Cameron	LB	Cincinnati Bengals
2 (29th)	Ralph Ortega	LB	Atlanta Falcons
2 (44th)	Richard Lawless	G	Dallas Cowboys
8 (191st)	Preston Kendrick	LB	San Francisco 49ers

## 1974

3 (78th)	Nat Moore	WR	Miami Dolphins
4 (96th)	Vince Kendrick	RB	Atlanta Falcons
5 (113th)	Joseph Parker	WR	New Orleans Saints
12 (267th)	Ricky S. Brown	LB	Houston Oilers
12 (312th)	Jim Revels	DB	Miami Dolphins

## 1973

6 (143rd)	Fred Abbott	LB	Minnesota Vikings
11 (285th)	Willie B. Jackson	WR	Los Angeles Rams

## 1972

1 (14th)	John Reaves	QB	Philadelphia Eagles
12 (294th)	Mike Rich	RB	Green Bay Packers
14 (348th)	Tommy Durrance	RB	Pittsburgh Steelers
15 (390th)	Carlos Alvarez	WR	Dallas Cowboys

## 1971

1 (20th)	Jack Youngblood	DE	Los Angeles Rams
----------	-----------------	----	------------------

## 1970

1 (20th)	Steve Tannen	DB	New York Jets
10 (250th)	Malcolm Steen	G	San Diego Chargers

## 1969

1 (8th)	W. Larry Smith	RB	Los Angeles Rams
2 (47th)	Jim Yarbrough	TE	Detroit Lions
5 (109th)	Guy Dennis	G	Cincinnati Bengals
17 (434th)	Larry Rentz	DB	San Diego Chargers

## 1968

3 (63rd)	Richard Trapp	E	Buffalo Bills
----------	---------------	---	---------------

## 1967

1 (3rd)	Steve Spurrier	QB	San Francisco 49ers
3 (57th)	Jimmy Jordan	HB	Atlanta Falcons

## 1966

2	Larry Gagner	G	Pittsburgh Steelers
3	Larry Gagner	G	Miami Dolphins (AFL)
3	Randy Jackson	T	Buffalo Bills (AFL)
4	Randy Jackson	T	Chicago Bears
6	Charley Casey	FL	Atlanta Falcons
15	Harold Seymour	HBK	Washington Redskins
18	Harold Seymour	HBK	Kansas City Chiefs (AFL)

## 1965

5	Roger Pettee	LB	Dallas Cowboys
6	A. Dennis Murphy	T	Houston Oilers (AFL)
10	Frank Pennie	T	Detroit Lions
10	A. Dennis Murphy	T	Chicago Bears
15	Larry Gagner	T	Cleveland Browns
19	Berry Brown	ELB	Baltimore Colts

## 1964

Rd. (Overall)	Name	Pos.	Team
6	Merrell Brown	E	Washington Redskins
7	Hagood Clarke, III	B	San Francisco 49ers
15	Berry Brown	E	Pittsburgh Steelers
18	Hagood Clarke, III	B	Buffalo Bills (AFL)

## 1963

2	Frank Lasky	T	New York Giants
3	Dick Skelly	B	New York Giants
6	Anton Peters	T	Denver Broncos (AFL)
8	Anton Peters	T	Los Angeles Rams
9	Robert Hoover	B	Minnesota Vikings
11	Lindy Infante	HB	Buffalo Bills (AFL)
12	Lindy Infante	HB	Cleveland Browns
14	Frank Lasky	T	San Diego Chargers
19	Bruce Starling	HB	Denver Broncos (AFL)

## 1962

4	Thomas F. Dean	T	San Francisco 49ers
8	Paul White	HB	Minnesota Vikings
8	Paul White	HB	Buffalo Bills (AFL)
15	Floyd Dean	T	Oakland Raiders (AFL)
29	Jim Beaver	G	Buffalo Bills (AFL)
30	Don Goodman	HB	Dallas Texans (AFL)
31	Louis Hicks	T	New York Titans (AFL)

## 1961

7	Pat Patchen	E	Denver Broncos (AFL)
8	Jim Beaver	G	Philadelphia Eagles
13	Don Goodman	B	Dallas Cowboys
19	Jack Espanship	HB	Los Angeles Chargers (AFL)

## 1960

6	Dave Hudson	E	Washington Redskins
11	Bob Wehking	C	Baltimore Colts
17	Jim Beaver	T	Baltimore Colts

## 1960 AFL Organizational Draft

(No rounds available)

Jim Beaver	T	Dallas Texans (AFL)
William Hudson	E	Denver Broncos (AFL)
Bobby Joe Green	HB	Denver Broncos (AFL)
Perry McGriff	E	Los Angeles Chargers (AFL)
Bob Wehking	C	Los Angeles Chargers (AFL)
Dan Edgington	E	Minneapolis (AFL)*

\*Minneapolis subsequently gave up their AFL franchise in lieu of an NFL franchise shortly after the 1960 draft. All selections by Minneapolis hence became property of the newly formed Oakland Raiders' AFL franchise.

## 1959

9	Bobby Joe Green	HB	San Francisco 49ers
16	Dan Edgington	E	Green Bay Packers
24	Joe Hergert	C	Green Bay Packers
28	Don Fleming	B	Chicago Cardinals
29	Perry McGriff	B	Baltimore Colts

## 1958

2	Charles Mitchell	G	Cleveland Browns
9	Bernie Parrish	B	Cleveland Browns
10	Val Heckman	T	San Francisco 49ers
15	Ed Sears	B	Pittsburgh Steelers
20	Lou Pelham	E	Washington Redskins
25	Jim Roundtree	B	Baltimore Colts

## 1957

4	Jackie Simpson	B	Baltimore Colts
5	John Barrow	G	Detroit Lions
5	Larry Wesley	T	New York Giants
8	Billy Booker	B	New York Giants
16	Joe Brodsky	B	Washington Redskins
18	Jim Eaton	E	New York Giants
24	Donald Hicks	T	New York Giants

1956

Rd. (Overall)	Name	Pos.	Team
5	Don Chandler	B	New York Giants
6	Fred Cason	B	New York Giants
16	Ray T. Brown	B	Chicago Bears
25	Harry Spears	B	New York Giants
28	Bobby Lance	QB	Green Bay Packers

1955

3	Malcolm Hammock	B	Chicago Cardinals
23	George Medved	T	Los Angeles Rams
28	Arch Cassidy	T	Washington Redskins
29	Bill Dearing	B	Detroit Lions

1954

2	Rick Casares	B	Chicago Bears
7	Jack O'Brian	E	Pittsburgh Steelers
8	Dan Hunter	T	Philadelphia Eagles
15	Joe D'Agostino	G	Baltimore Colts
17	Howard Chapman	T	Cleveland Browns

1953

4	Dwayne Douglas	T	New York Giants
5	Buford Long	B	New York Giants
17	Reed Quinn	B	Pittsburgh Steelers
22	Mike Kelly	E	New York Giants
25	Haywood Sullivan	B	Chicago Cardinals

1952

13	Carroll McDonald	C	Detroit Lions
25	Charlie LaPradd	T	Green Bay Packers

1950

1	*Chuck Hunsinger	B	Chicago Bears
13	Fred Dempsey	G	Chicago Bears
14	James W. Kynes, Jr.	C	Pittsburgh Steelers
26	Gaspar Vaccaro	B	Pittsburgh Steelers

\*Pick acquired in trade with the New York Bulldogs

1948

Rd. (Overall)	Name	Pos.	Team
8	Bob Forbes	B	Boston Yanks
20 (136th)	*Bob Forbes	B	New York Yankees (AAFC)
25	Doug Beldon	B	Chicago Cardinals

\*The All-American Football Conference existed from 1946-50, merging with the NFL for the 1950 season. The AAFC held its own separate draft in 1947-49.

1946

23	Kay Jamison	E	Los Angeles Rams
24	Roger Adams	C	Pittsburgh Steelers
30	Nick Klutka	E	Boston Yanks

1945

1	Paul Duhart	B	Pittsburgh Steelers
4	Roger Adams	C	Pittsburgh Steelers
18	Broughton Williams	E	Chicago Bears

1943

10	Fondren Mitchell	B	Chicago Cardinals
25	Gene Lee	C	Brooklyn Dodgers
29	Floyd Konesty	G	Cleveland Rams
29	Bill Corry	B	Washington Redskins

1942

20	Milton Hull	T	New York Giants
----	-------------	---	-----------------

1941

16	Julius Battista	G	New York Giants
----	-----------------	---	-----------------

1940

5	Clark Goff	T	Pittsburgh Steelers
---	------------	---	---------------------

1938

6	Walter Mayberry	B	Cleveland Rams
---	-----------------	---	----------------

# LAST TIME A GATOR WAS DRAFTED

By Round...

	Player	Team	Year
1st round:	Sharrif Floyd	Minnesota	2013
	Matt Elam	Baltimore	2013
2nd round:	Jon Bostic	Chicago	2013
3rd round:	Jordan Reed	Washington	2013
4th round:	Jelani Jenkins	Miami	2013
5th round:	Mike Gillislee	Miami	2013
	Caleb Sturgis	Miami	2013
6th round:	Josh Evans	Jacksonville	2013
7th round:	Maurice Hurt	Washington	2011

By Position...

OFFENSE	Player	Team	Year	Round
Quarterback:	Tim Tebow	Denver	2010	1st
Fullback:	Dexter McNabb	Green Bay	1992	5th
Running Back:	Mike Gillislee	Miami	2013	5th
Tackle:	Marcus Gilbert	Pittsburgh	2011	2nd
Guard:	Maurice Hurt	Washington	2011	7th
Center:	Mike Pouncey	Miami	2011	1st
Wide Receiver:	Riley Cooper	Philadelphia	2010	5th
Tight End:	Jordan Reed	Washington	2013	3rd

DEFENSE

Tackle:	Sharrif Floyd	Minnesota	2013	1st
End:	Jermaine Cunningham	New England	2010	2nd
	Carlos Dunlap	Cincinnati	2010	2nd
Linebacker:	Jon Bostic	Chicago	2013	2nd
	Jelani Jenkins	Miami	2013	4th
Cornerback:	Joe Haden	Cleveland	2010	1st
Safety:	Matt Elam	Baltimore	2013	1st
	Josh Evans	Jacksonville	2013	6th

SPECIALISTS

Punter:	Ray Criswell	Philadelphia	1986	5th
Kicker:	Caleb Sturgis	Miami	2013	5th

## HIGHEST TOTAL OF GATORS DRAFTED BY YEAR

Selected	Year
10	1978
9	2010, 2007, 1992
8	2013, 2003, 2002, 1999, 1976
7	1986, 1957
6	1996, 1987, 1985, 1963, 1960, 1958
5	2004, 2000, 1998, 1991, 1974, 1965, 1962, 1959, 1956, 1954, 1953
4	2011, 2001, 1997, 1995, 1994, 1990, 1989, 1988, 1984, 1983, 1981, 1977, 1975, 1972, 1969, 1966, 1961, 1955, 1950, 1943
3	2009, 2006, 2005, 1982, 1946, 1945
2	2012, 2008, 1993, 1979, 1973, 1970, 1967, 1964, 1952, 1948
1	1980, 1971, 1968, 1942, 1941, 1940, 1938

# TEAM-BY-TEAM DRAFT HISTORY

## ARIZONA CARDINALS

Year	Rd.	Player	Pos.
1999	2	Johnny Rutledge	LB
1993	7	Will White	DB
1982	2	David Galloway	DT
1978	5	Earl Carr	RB
1959	28	Don Fleming	B
1955	3	Malcolm Hammock	B
1953	25	Haywood Sullivan	B
1948	25	Doug Beldon	B
1943	10	Fondren Mitchell	B

Franchise known as the Phoenix Cardinals from 1989-93.

Franchise located in St. Louis prior to 1988, in Chicago prior to 1960.

## ATLANTA FALCONS

Year	Rd.	Player	Pos.
1998	6	Elijah Williams	DB
1994	6	Harrison Houston	WR
1992	7	Tim Paulk	LB
1976	13	Mike Williams	T
1975	2	Ralph Ortega	LB
1974	4	Vince Kendrick	RB
1967	3	Jimmy Jordan	HB
1966	6	Charley Casey	WR

## BALTIMORE RAVENS

Year	Rd.	Player	Pos.
2013	1	Matt Elam	S
2000	1	Travis Taylor	WR
1997	5	Jeff Mitchell	C
1996	6	Dexter Daniels	LB

## BUFFALO BILLS

Year	Rd.	Player	Pos.
1978	2	Scott Hutchinson	DE
1968	3	Richard Trapp	E
1966	3	Randy Jackson	T
1964	18	Hagood Clarke, III	B
1963	11	Lindy Infante	HB
1962	8	Paul White	HB
1962	29	Jim Beaver	G

## CHICAGO BEARS

Year	Rd.	Player	Pos.
2013	2	Jon Bostic	LB
2010	3	Major Wright	S
2003	1	Rex Grossman	QB
2003	4	Todd Johnson	FS
2003	4	Ian Scott	DT
2003	4	Tron LaFavor	DT
2002	4	Alex Brown	DE
2001	7	John Capel	WR
1995	4	Jack Jackson	WR
1989	1	Trace Armstrong	DT
1986	1	Neal Anderson	RB
1984	1	Wilber Marshall	LB
1966	4	Randy Jackson	T
1965	10	A. Dennis Murphy	T
1956	16	Ray T. Brown	B
1954	2	Rick Casaress	B
1950	1	*Chuck Hunsinger	B
1950	13	Frank Dempsey	G
1945	18	Broughton Williams	E

\*Pick acquired in trade with New York Bulldogs.

Franchise known as the Chicago Staleys prior to 1922.

## CINCINNATI BENGALS

Year	Rd.	Player	Pos.
2010	2	Carlos Dunlap	DE
2008	3	Andre Caldwell	WR
2004	2	Keiwan Ratliff	DB
2002	6	Marquand Manuel	SS
1991	6	Richard Fain	DB
1981	2	Cris Collinsworth	WR
1975	1	Glenn Cameron	LB
1969	5	Guy Dennis	G

## CLEVELAND BROWNS

Year	Rd.	Player	Pos.
2010	1	Joe Haden	CB
2002	5	Andra Davis	LB
2001	1	Gerard Warren	DT
1988	1	Clifford Charlton	OLB
1965	15	Larry Gagner	T
1963	12	Lindy Infante	HB
1958	2	Charles Mitchell	G
1958	9	Bernie Parrish	B
1954	17	Howard Chapman	T

Franchise was a member of the All-American Football Conference prior to 1950.

Franchise moved from Cleveland to Baltimore prior to the 1996 season.

## DALLAS COWBOYS

Year	Rd.	Player	Pos.
1994	3	Willie Jackson	WR
1991	3	Godfrey Miles	LB
1990	1	Emmitt Smith	RB
1989	3	Rhody Weston	DT
1987	3	Jeff Zimmerman	OL
1987	12	Scott Armstrong	ILB
1985	3	Crawford Ker	OT
1984	9	John Hunt	OG
1983	4	Chris Faulkner	TE
1975	2	Richard Lawless	G
1972	15	Carlos Alvarez	WR
1965	5	Roger Petee	LB
1961	13	Don Goodman	B

## DENVER BRONCOS

Year	Rd.	Player	Pos.
2010	1	Tim Tebow	QB
2007	1	Jarvis Moss	DE
2007	4	Marcus Thomas	DT
2003	7	Clint Mitchell	DE
2000	4	Cooper Carlisle	OG
1999	3	Travis McGriff	WR
1996	3	Mark Campbell	DE
1987	1	Ricky Nattiel	WR
1985	5	Billy Hinson	OG
1985	11	Gary Rolle	WR
1984	3	Tony Lilly	DB
1963	6	Anton Peters	T
1963	19	Bruce Starling	HB
1961	7	Pat Patchen	E
*1960	-	William D. Hudson	E
*1960	-	Bobby Joe Green	HB

\*Taken in the 1960 AFL Organizational Draft (no rounds recorded).

## DETROIT LIONS

Year	Rd.	Player	Pos.
1985	1	Lomas Brown	OT
1983	1	James Jones	RB
1969	2	Jim Yarbrough	TE
1965	10	Frank Pennie	T
1957	5	John Barrow	G
1955	29	Bill Dearing	B
1952	13	Caroll McDonald	C

Franchise located in Portsmouth prior to 1934 and known as the Spartans.





**GREEN BAY PACKERS**

Year	Rd.	Player	Pos.
2007	7	DeShawn Wynn	RB
2000	7	Eugene McCaslin	LB
1992	5	Dexter McNabb	RB
1978	5	Willie Wilder	RB
1978	10	Mark Totten	C
1972	12	Mike Rich	RB
1959	16	Dan Edgington	E
1959	24	Joe Hergert	C
1956	28	Bobby Lance	QB
1952	25	Charlie LaPradd	T

**HOUSTON TEXANS**

Year	Rd.	Player	Pos.
2002	2	Jabar Gaffney	WR

**INDIANAPOLIS COLTS**

Year	Rd.	Player	Pos.
1999	2	Mike Peterson	LB
1995	1	Ellis Johnson	DT
1992	4	Tony McCoy	DT
1992	12	Michael Brandon	DL
1990	4	Stacey Simmons	WR
1965	19	Berry Brown	E-LB
1960	11	Bob Wehking	C
1960	17	Jim Beaver	T
1959	29	Perry McGriff	B
1958	25	Jim Roundtree	B
1957	4	Jackie Simpson	B
1954	15	Joe D'Agostino	G

*Franchise located in Baltimore prior to 1984.*

**JACKSONVILLE JAGUARS**

Year	Rd.	Player	Pos.
2013	6	Josh Evans	S
2008	1	Derrick Harvey	DE
2007	1	Reggie Nelson	S
2006	7	Dee Webb	DB
2004	7	Bobby McCray	DE
2002	2	Mike Pearson	OT
1998	1	Fred Taylor	RB
1996	6	Chris Doering	WR

**KANSAS CITY CHIEFS**

Year	Rd.	Player	Pos.
1992	2#	Darren Mickell	DE
1984	8	Randy Clark	DB
1981	6	Dock Luckie	DT
1979	7	Mike Dupree	LB
1966	18	Harold Seymour	HB-K
1962	30	Don Goodman	HB
*1960	-	Jim Beaver	T

*# Supplemental draft*

*\*Selection in the 1960 AFL Organizational Draft (no rounds recorded).*

*Franchise known as the Dallas Texans prior to 1963.*

**MIAMI DOLPHINS**

Year	Rd.	Player	Pos.
2013	4	Jelani Jenkins	LB
2013	5	Mike Gillislee	RB
2013	5	Caleb Sturgis	K
2011	1	Mike Pouncey	OL
2005	3	Channing Crowder	LB
1994	6	William Gaines	DT
1989	1	Louis Oliver	FS
1988	2	Jarvis Williams	DB
1988	7	Kerwin Bell	QB
1985	1	Lorenzo Hampton	RB
1982	10	Robin Fisher	DL
1974	3	Nat Moore	WR
1974	12	Jim Revels	DB
1966	3	Larry Gagner	G

**MINNESOTA VIKINGS**

Year	Rd.	Player	Pos.
2013	1	Sharrif Floyd	DT
2009	1	Percy Harvin	WR
2005	4	Ciatrick Fason	TB
2003	6	Mike Nattiel	OLB
1992	10	Brad Culpepper	DL
1990	5	Cedric Smith	FB
1987	12	Keith Williams	DT
1985	6	Tim Newton	MG
1973	6	Fred Abbott	LB
1963	9	Robert Hoover	B
1962	8	Paul White	HB

**NEW ENGLAND PATRIOTS**

Year	Rd.	Player	Pos.
2010	2	Jermaine Cunningham	DE
2010	2	Brandon Spikes	LB
2010	4	Aaron Hernandez	TE
2006	2	Chad Jackson	WR
2006	6	Jeremy Mincey	DE
2004	3	Guss Scott	S
1999	3	Tony George	DB
1993	6	Lawrence Hatch	DB
1986	7	Ray McDonald	WR
1982	10	Brian Clark	K
1978	11	Charlie Williams	LB

**NEW ORLEANS SAINTS**

Year	Rd.	Player	Pos.
1998	4	Fred Weary	DB
1997	4	Danny Wuerffel	QB
1988	6	Bob Sims	OG
1978	1	Wes Chandler	WR
1974	5	Joseph Parker	WR

**NEW YORK GIANTS**

Year	Rd.	Player	Pos.
2001	4	Jesse Palmer	QB
1997	1	Ike Hilliard	WR
1987	2	Adrian White	DB
1963	2	Frank Lasky	T
1963	2	Dick Skelly	B
1957	5	Larry Wesley	T
1957	8	William Booker	B
1957	18	Jim Eaton	E
1957	24	Donald Hicks	T
1956	5	Don Chandler	B
1956	6	Fred Cason	B
1956	25	Harry Spears	B
1953	4	Dwayne Douglas	T
1953	5	Buford Long	B
1953	22	Mike Kelly	E
1942	20	Milton Hull	T
1941	16	Julius Battista	G

**NEW YORK JETS**

Year	Rd.	Player	Pos.
1992	5	Cal Dixon	C
1983	11	Dan Fike	OT
1978	8	Derrick Gaffney	WR
1978	12	Alan Williams	P
1976	7	James Richards	RB
1970	1	Steve Tannen	DB
1962	31	Louis Hicks	T

*Franchise known as the New York Titans prior to 1963.*



**OAKLAND RAIDERS**

Year	Rd.	Player	Pos.
2009	4	Louis Murphy	WR
1998	1	Mo Collins	OT
1992	6	Tony Rowell	OT
1962	15	Floyd Dean	T
*1960	—	Dan Edgington	E

\*Selected by Minneapolis in the 1960 AFL Organizational Draft (no rounds recorded). Minneapolis subsequently withdrew from the league in lieu of receiving an NFL franchise. All selections made by Minneapolis reverted to the expansion Oakland Raiders. Franchise located in Los Angeles from 1982-95.

**PHILADELPHIA EAGLES**

Year	Rd.	Player	Pos.
2010	5	Riley Cooper	WR
2009	5	Cornelius Ingram	TE
2002	1	Lito Sheppard	CB
1992	10	Ephesians Bartley	LB
1987	6	Ron Moten	OLB
1986	2	Alonzo Johnson	OLB
1986	5	Ray Criswell	P
1979	10	Don Swafford	T
1976	4	Mike Smith	DE
1972	1	John Reaves	QB
1961	8	Jim Beaver	G
1954	8	Dan Hunter	T

**PITTSBURGH STEELERS**

Year	Rd.	Player	Pos.
2012	5	Chris Rainey	RB
2011	2	Marcus Gilbert	OT
2010	1	Maurkice Pouncey	C
2007	7	Dallas Baker	WR
2004	3	Max Starks	OL
1992	8	Hesham Ismail	OL
1991	1	Huey Richardson	DE
1991	3	Ernie Mills	WR
1981	7	David Little	LB
1977	10	Alvin Cowans	DB
1977	12	Jimmy Stephens	TE
1976	14	Wayne Fields	DB
1972	14	Tommy Durrance	RB
1966	2	Larry Gagner	G
1964	15	Berry Brown	E
1958	15	Ed Sears	B
1954	7	Jack O'Brien	E
1953	17	Reed Quinn	B
1950	14	James W. Kynes, Jr.	C
1950	26	Gaspar Vaccaro	B
1946	24	Roger Adams	C
1945	1	Paul Duhart	B
1945	4	Roger Adams	C
1940	5	Clark Goff	T

Franchise known as the Pittsburgh Pirates prior to 1941.

**ST. LOUIS RAMS**

Year	Rd.	Player	Pos.
1995	1	Kevin Carter	DE
1990	9	Tony Lomack	WR
1981	7	Mike Clark	DE
1955	23	George Medved	T
1972	11	Willie B. Jackson	WR
1971	1	Jack Youngblood	DE
1969	1	W. Larry Smith	RB
1963	8	Anton Peters	T
1946	23	Kay Jamison	E
1943	29	Floyd Konesty	G
1938	6	Walter Mayberry	B

Franchise located in Cleveland prior to 1946. Franchise moved to St. Louis from Los Angeles in 1995.

**SAN DIEGO CHARGERS**

Year	Rd.	Player	Pos.
2007	7	Brandon Siler	LB
2002	2	Reche Caldwell	WR
1986	5	Patrick Miller	OLB
1970	10	Malcolm Steen	G
1969	17	R. Larry Rentz	DB
1963	14	Frank Lasky	T
1961	19	Jack Espanship	HB
*1960	-	Perry McGriff	E
*1960	-	Bob Wehking	C

\*Selected in 1960 AFL Organizational Draft (no rounds recorded). Franchise located in Los Angeles prior to 1962.

**SAN FRANCISCO 49ERS**

Year	Rd.	Player	Pos.
2007	3	Ray McDonald	DE
2007	4	Joe Cohen	DE
2003	5	Aaron Walker	TE
2002	4	Jeff Chandler	PK
1999	1	Reggie McGrew	DT
1999	5	Terry Jackson	RB
1983	9	Mike Mularky	TE
1978	4	Terry LeCount	WR
1977	9	David Posey	K
1976	12	Gerald Loper	G
1975	8	Preston Kendrick	LB
1967	1	Steve Spurrier	QB
1964	7	Hagood Clarke, III	T
1962	4	Thomas F. Dean	T
1959	9	Bobby Joe Green	HB
1958	10	Val Heckman	T

Franchise was a member of the All-American Football Conference prior to 1950.

**SEATTLE SEAHAWKS**

Year	Rd.	Player	Pos.
2012	4	Jaye Howard	DT
2000	3	Darrell Jackson	WR
1996	6	Reggie Green	OL
1996	7	Johnie Church	DE
1995	6	Henry McMillian	DT
1986	1	John L. Williams	FB
1986	8	Alonzo Mitz	DT
1976	2	Sammy Green	LB
1976	6	Alvis Darby	TE

**TAMPA BAY BUCCANEERS**

Year	Rd.	Player	Pos.
2011	5	Ahmad Black	S
2001	1	Kenyatta Walker	OT
1998	2	Jacquez Green	WR
1997	1	Reidel Anthony	WR
1996	4	Jason Odom	OT
1994	2	Errict Rhett	RB
1980	3	Scot Brantley	LB
1977	10	Robert Morgan	RB
1976	2	Jimmy DuBose	RB

**TENNESSEE TITANS**

Year	Rd.	Player	Pos.
2007	6	Ryan Smith	CB
2005	7	Reynaldo Hill	DB
2004	2	Ben Troupe	TE
2000	3	Erron Kinney	TE
1999	1	Jevon Kearse	LB
1999	3	Zach Piller	OT
1989	1	David Williams	OT
1974	12	Ricky S. Brown	LB
1965	6	A. Dennis Murphy	T

Franchise moved from Houston to Tennessee prior to the 1998 season.

**WASHINGTON REDSKINS**

Year	Rd.	Player	Pos.
2013	3	Jordan Reed	TE
2011	7	Maurice Hurt	G
2003	2	Taylor Jacobs	WR
1991	8	Jimmy Spencer	DB
1978	6	Tony Green	RB
1966	15	Harold Seymour	HB-K
1964	6	Merrell Brown	E
1960	6	William Hudson	E
1958	20	Lou Pelham	E
1957	16	Joe Brodsky	B
1955	28	Arch Cassidy	T
1943	29	Bill Corry	B

Franchise located in Boston prior to 1937 and known as the Braves prior to 1933.

**SELECTIONS MADE BY TEAMS NOW DEFUNCT**

**BOSTON YANKS**

Year	Rd.	Player	Pos.
1948	8	Bob Forbes	B
1946	30	Nick Klutka	E

Franchise folded after the 1948 season.

**BROOKLYN DODGERS**

Year	Rd.	Player	Pos.
1943	25	Gene Lee	C

Franchise folded after the 1944 season.

**NEW YORK YANKEES (AAFC)**

Year	Rd.	Player	Pos.
1948	20	Bob Forbes	B

Franchise was a member of the All-American Football Conference that merged with the NFL in 1950. The AAFC held its own separate draft from 1947-49. The Yankees last played in the NFL in 1951.

# YEAR-BY-YEAR RESULTS

Rankings in parentheses are Associated Press rankings, with UF ranking listed first and opponent ranking listed second

## 1906 James Forsythe

10/26	Rollins (Gainesville)	W	6-0			
11/2	Riverside AC (Gainesville)	W	19-0			
11/4	Savannah AC (Savannah)	L	27-2			
11/9	Rollins (Winter Park)	L	6-0			
11/16	Mercer (Macon)	L	27-3			
11/18	Athens AC (Athens)	W	10-0			
11/24	Gainesville AC (Gainesville)	W	6-0			
11/30	Riverside AC (Jacksonville)	W	39-0			
<b>G</b>		<b>W</b>	<b>L</b>	<b>T</b>	<b>PT</b>	<b>OP</b>
8		5	3	0	85	60

## 1907 James Forsythe

10/13	Columbia AC (Savannah)	W	6-0			
10/20	Mercer (Gainesville)	L	6-0			
10/27	Jacksonville AC (Jacksonville)	W	21-0			
11/3	Rollins (Gainesville)	W	9-4			
11/10	Jacksonville AC (Gainesville)	W	17-0			
11/22	Rollins (Winter Park)	T	0-0			
<b>G</b>		<b>W</b>	<b>L</b>	<b>T</b>	<b>PT</b>	<b>OP</b>
6		4	1	1	53	10

## 1908 James Forsythe

10/10	Mercer (Macon)	L	24-0			
10/17	Jacksonville AC (Jacksonville)	W	4-0			
10/21	Gainesville AC (Gainesville)	W	37-5			
10/24	Columbia College (Lake City)	W	6-0			
11/1	Rollins (Winter Park)	L	6-0			
11/7	Stetson (Gainesville)	W	6-5			
11/21	Jacksonville AC (Gainesville)	W	37-0			
11/26	Stetson (DeLand)	T	0-0			
<b>G</b>		<b>W</b>	<b>L</b>	<b>T</b>	<b>PT</b>	<b>OP</b>
8		5	2	1	90	40

## 1909 G. E. Pyle

10/8	Gainesville AC (Gainesville)	W	5-0			
10/23	Olympics (Jacksonville)	W	9-0			
10/30	Rollins (Gainesville)	W	14-0			
11/6	Stetson (DeLand)	L	26-0			
11/15	Rollins (Orlando)	W	28-3			
11/20	Olympics (Gainesville)	W	11-0			
11/24	Stetson (Gainesville)	T	5-5			
11/28	Tallahassee (Gainesville)	W	24-0			
<b>G</b>		<b>W</b>	<b>L</b>	<b>T</b>	<b>PT</b>	<b>OP</b>
8		6	1	1	96	34

## 1910 G. E. Pyle

10/8	Gainesville Guards (Gainesville)	W	23-0			
10/15	Georgia A&M (Jacksonville)	W	52-0			
10/26	Mercer (Macon)	L	13-0			
11/5	Citadel (Jacksonville)	W	6-2			
11/12	Rollins (Winter Park)	W	38-0			
11/19	Charleston (Gainesville)	W	34-0			
11/26	Columbia AC (Gainesville)	W	33-0			
<b>G</b>		<b>W</b>	<b>L</b>	<b>T</b>	<b>PT</b>	<b>OP</b>
7		6	1	0	186	15

## 1911 G. E. Pyle

10/7	The Citadel (Gainesville)	W	15-3			
10/21	South Carolina (Columbia)	T	6-6			
10/25	Clemson (Clemson)	W	9-5			
11/4	Columbia College (Gainesville)	W	9-0			
11/11	Stetson (DeLand)	W	27-0			
11/30	Col. of Charleston (Jacksonville)	W	21-0			
<b>G</b>		<b>W</b>	<b>L</b>	<b>T</b>	<b>PT</b>	<b>OP</b>
6		5	0	1	87	14

## 1912 G. E. Pyle

10/12	Auburn (Auburn)	L	27-13			
10/19	South Carolina (Gainesville)	W	10-6			
10/26	Georgia Tech (Jacksonville)	L	14-7			
11/4	College of Charleston (Gainesville)	W	78-0			
11/15	Stetson (Gainesville)	W	23-7			
11/28	Mercer (Jacksonville)	T	0-0			
12/20	Tampa AC (Tampa)	W	44-0			
12/25	Vedado Club (Cuba Havana)	W	28-0			
<b>G</b>		<b>W</b>	<b>L</b>	<b>T</b>	<b>PT</b>	<b>OP</b>
8		5	2	1	203	55

## 1913 G. E. Pyle

10/6	Florida So. (Gainesville)	W	144-0			
10/13	Auburn (Auburn)	L	55-0			
10/18	Maryville (Gainesville)	W	39-0			
10/25	Georgia Tech (Jacksonville)	L	13-3			
11/8	South Carolina (Columbia)	L	13-0			
11/15	The Citadel (Gainesville)	W	18-13			
11/27	Mercer (Gainesville)	W	24-0			
<b>G</b>		<b>W</b>	<b>L</b>	<b>T</b>	<b>PT</b>	<b>OP</b>
7		4	3	0	228	94

## 1914 Charles J. McCoy

10/10	Auburn (Jacksonville)	L	20-0			
10/17	Kings College (Gainesville)	W	36-0			
10/26	Sewanee (Jacksonville)	L	26-0			
10/31	Florida So. (Tampa)	W	59-0			
11/7	Wofford (Gainesville)	W	36-0			
11/14	The Citadel (Charleston)	W	7-0			
11/26	Mercer (Gainesville)	W	14-0			
<b>G</b>		<b>W</b>	<b>L</b>	<b>T</b>	<b>PT</b>	<b>OP</b>
7		5	2	0	152	46

## 1915 Charles J. McCoy

10/9	Auburn (Auburn)	L	7-0			
10/16	Sewanee (Jacksonville)	L	7-0			
10/30	Florida So. (Gainesville)	W	45-0			
11/6	Georgia (Jacksonville)	L	39-0			
11/13	The Citadel (Gainesville)	W	6-0			
11/18	Tulane (Gainesville)	W	14-7			
11/25	Mercer (Macon)	W	34-7			
<b>G</b>		<b>W</b>	<b>L</b>	<b>T</b>	<b>PT</b>	<b>OP</b>
7		4	3	0	99	67

## 1916 Charles J. McCoy

10/14	Georgia (Athens)	L	21-0			
10/21	Alabama (Jacksonville)	L	16-0			
10/28	Tennessee (Tampa)	L	24-0			
11/11	Auburn (Jacksonville)	L	20-0			
11/18	Indiana (Bloomington)	L	14-3			
<b>G</b>		<b>W</b>	<b>L</b>	<b>T</b>	<b>PT</b>	<b>OP</b>
5		0	5	0	3	95

## 1917 Al Buser

10/13	South Carolina (Gainesville)	W	21-13			
10/20	Tulane (Gainesville)	L	52-0			
10/27	Florida So. (Gainesville)	W	19-7			
11/3	Auburn (Auburn)	L	68-0			
11/17	Clemson (Jacksonville)	L	55-7			
11/29	Kentucky (Lexington)	L	52-0			
<b>G</b>		<b>W</b>	<b>L</b>	<b>T</b>	<b>PT</b>	<b>OP</b>
6		2	4	0	47	247

## 1918 Al Buser

10/5	Camp Johnson (Gainesville)	L	14-2			
<b>G</b>		<b>W</b>	<b>L</b>	<b>T</b>	<b>PT</b>	<b>OP</b>
1		0	1	0	2	14

## 1919 Al Buser

10/4	Georgia A&M (Gainesville)	W	33-2			
10/18	Mercer (Gainesville)	W	48-0			
10/25	Georgia (Tampa)	L	16-0			
11/1	Florida So. (St. Petersburg)	L	7-0			
11/8	Tulane (New Orleans)	L	14-2			
11/15	Stetson (Gainesville)	W	64-0			
11/22	South Carolina (Columbia)	W	13-0			
11/27	Oglethorpe (Gainesville)	W	14-7			
<b>G</b>		<b>W</b>	<b>L</b>	<b>T</b>	<b>PT</b>	<b>OP</b>
8		5	3	0	174	46

## 1920 William Kline

10/9	Newberry (Gainesville)	W	21-0			
10/16	Rollins (Forfeit)	W	1-0			
10/23	Florida So. (Gainesville)	W	13-0			
10/30	Mercer (Valdosta)	W	30-0			
11/6	Tulane (Tampa)	L	14-0			
	Stetson (Gainesville)	W	21-0			
11/13	Georgia (Athens)	L	56-0			
11/20	Stetson (Gainesville)	W	26-0			
11/25	Oglethorpe (Columbus, Ga.)	L	21-0			
<b>G</b>		<b>W</b>	<b>L</b>	<b>T</b>	<b>PT</b>	<b>OP</b>
9		6	3	0	112	91

## 1921 William Kline

10/1	U.S. Infantry (Columbus, Ga.)	W	6-0			
10/8	Rollins (Orlando)	W	33-0			
10/10	Carlstrom Flyers (Gainesville)	L	19-0			
10/15	Mercer (Gainesville)	W	7-0			
10/22	Tennessee (Knoxville)	L	9-0			
10/29	Howard (Montgomery)	W	34-0			
11/5	South Carolina (Tampa)	T	7-7			
11/12	Alabama (Tuscaloosa)	W	9-2			
11/18	Mississippi College (Gainesville)	T	7-7			
11/26	Oglethorpe (Gainesville)	W	21-3			
12/3	North Carolina (Jacksonville)	L	14-10			
<b>G</b>		<b>W</b>	<b>L</b>	<b>T</b>	<b>PT</b>	<b>OP</b>
11		6	3	2	134	61

## 1922 William Kline

10/7	Furman (Gainesville)	L	7-6			
10/14	Rollins (Orlando)	W	19-0			
10/21	American Legion (Tampa)	W	14-0			
10/28	Howard College (Gainesville)	W	57-0			
11/4	Harvard (Boston)	L	24-0			
11/11	Mississippi College (Tampa)	W	58-0			
11/18	Tulane (New Orleans)	W	27-6			
11/25	Oglethorpe (Atlanta)	W	12-0			
12/25	Clemson (Jacksonville)	W	47-14			
<b>G</b>		<b>W</b>	<b>L</b>	<b>T</b>	<b>PT</b>	<b>OP</b>
9		7	2	0	240	51

## 1923 J. A. Van Fleet

10/6	Army (West Point)	L	20-0			
10/13	Georgia Tech (Atlanta)	T	7-7			
10/19	Rollins (Gainesville)	W	28-0			
10/27	Wake Forest (Tampa)	W	16-7			
11/3	Mercer (Gainesville) HC	W	19-7			
11/10	Stetson (Gainesville)	W	27-0			
11/17	Florida So. (Lakeland)	W	53-0			
11/24	Mississippi St. (Jacksonville)	T	13-13			
11/29	Alabama (Birmingham)	W	16-6			
<b>G</b>		<b>W</b>	<b>L</b>	<b>T</b>	<b>PT</b>	<b>OP</b>
9		6	1	2	179	60

**1924 J. A. Van Fleet**

10/4	Rollins (Gainesville)	W	77-0		
10/11	Georgia Tech (Atlanta)	T	7-7		
10/18	Wake Forest (Tampa)	W	34-0		
10/25	Texas (Austin)	T	7-7		
11/1	Florida So. (Gainesville)	W	27-0		
11/8	Army (West Point)	L	14-7		
11/14	Mercer (Macon)	L	10-0		
11/22	Mississippi St. (Montgomery)	W	27-0		
11/27	Drake (Gainesville) HC	W	10-0		
12/6	Washington & Lee (Jacksonville)	W	16-6		
<b>G</b>	<b>W</b>	<b>L</b>	<b>T</b>	<b>PT</b>	<b>OP</b>
10	6	2	2	212	44

**1925 Tom Sebring**

10/3	Mercer (Gainesville)	W	24-0		
10/10	Florida So. (Gainesville)	W	9-0		
10/10	Hampden-Sydney (Gainesville)	W	22-6		
10/17	Georgia Tech (Atlanta)	L	23-7		
10/24	Wake Forest (Gainesville) HC	W	24-3		
10/31	Rollins (Gainesville)	W	65-0		
11/7	Clemson (Clemson)	W	42-0		
11/14	Alabama (Montgomery)	L	34-0		
11/21	Mississippi St. (Tampa)	W	12-0		
11/26	Washington and Lee (Jacksonville)	W	17-14		
<b>G</b>	<b>W</b>	<b>L</b>	<b>T</b>	<b>PT</b>	<b>OP</b>
10	8	2	0	222	80

**1926 Tom Sebring**

9/23	Florida So. (Gainesville)	W	16-0		
10/2	Chicago (Chicago)	L	12-6		
10/6	Ole Miss (Gainesville)	L	12-7		
10/16	Mercer (Macon)	L	7-3		
10/23	Kentucky (Jacksonville)	L	18-13		
10/30	Georgia (Athens)	L	32-9		
11/6	Clemson (Gainesville) HC	W	33-0		
11/13	Alabama (Montgomery)	L	49-0		
11/20	Hampden-Sydney (Tampa)	T	0-0		
11/27	Washington & Lee (Jacksonville)	T	7-7		
<b>G</b>	<b>W</b>	<b>L</b>	<b>T</b>	<b>PT</b>	<b>OP</b>
10	2	6	2	94	137

**1927 Tom Sebring**

9/24	Florida So. (Gainesville)	W	26-7		
10/1	Davidson (Gainesville)	L	12-0		
10/8	Auburn (Auburn)	W	33-6		
10/15	Kentucky (Jacksonville)	W	27-6		
10/23	N.C. State (Tampa)	L	12-6		
10/30	Mercer (Gainesville) HC	W	32-6		
11/6	Georgia (Jacksonville)	L	28-0		
11/12	Alabama (Montgomery)	W	13-6		
11/24	Washington & Lee (Jacksonville)	W	20-7		
12/3	Maryland (Jacksonville)	W	7-6		
<b>G</b>	<b>W</b>	<b>L</b>	<b>T</b>	<b>PT</b>	<b>OP</b>
10	7	3	0	164	96

**1928 Charles Bachman**

10/6	Florida So. (Gainesville)	W	26-0		
10/13	Auburn (Gainesville)	W	27-0		
10/20	Mercer (Gainesville) HC	W	73-0		
10/27	N.C. State (Jacksonville)	W	14-7		
11/3	Sewanee (Jacksonville)	W	71-6		
11/10	Georgia (Savannah)	W	26-6		
11/17	Clemson (Jacksonville)	W	27-6		
11/29	Washington & Lee (Jacksonville)	W	60-6		
12/8	Tennessee (Knoxville)	L	13-12		
<b>G</b>	<b>W</b>	<b>L</b>	<b>T</b>	<b>PT</b>	<b>OP</b>
9	8	1	0	336	44

**1929 Charles Bachman**

9/28	Florida So. (Gainesville)	W	54-0		
10/5	VMI (Tampa)	W	18-7		
10/11	Auburn (Montgomery)	W	19-0		
10/19	Georgia Tech (Atlanta)	L	19-6		
10/26	Georgia (Jacksonville)	W	18-6		
11/2	Harvard (Cambridge)	L	14-0		
11/16	Clemson (Gainesville) HC	W	13-7		
11/23	South Carolina (Columbia)	W	20-7		
11/28	Washington & Lee (Jacksonville)	W	25-7		
12/7	Oregon (Miami)	W	20-6		
<b>G</b>	<b>W</b>	<b>L</b>	<b>T</b>	<b>PT</b>	<b>OP</b>
10	8	2	0	193	73

**1930 Charles Bachman**

9/27	Florida So. (Gainesville)	W	45-7		
10/4	N.C. State (Tampa)	W	27-0		
10/11	Auburn (Jacksonville)	W	7-0		
10/18	Chicago (Chicago)	W	19-0		
10/25	Furman (Gainesville)	L	14-13		
11/1	Georgia (Savannah)	T	0-0		
11/8	Alabama (Gainesville) HC	L	20-0		
11/15	Clemson (Calhoun, S.C.)	W	27-0		
11/27	Georgia Tech (Atlanta)	W	55-7		
12/6	Tennessee (Jacksonville)	L	13-6		
<b>G</b>	<b>W</b>	<b>L</b>	<b>T</b>	<b>PT</b>	<b>OP</b>
10	6	3	1	199	61

**1931 Charles Bachman**

10/3	N.C. State (Raleigh)	W	31-0		
10/10	North Carolina (Gainesville)	T	0-0		
10/17	Syracuse (Syracuse)	L	33-12		
10/24	Auburn (Jacksonville)	W	13-12		
10/31	Georgia (Gainesville) HC	L	33-6		
11/7	Alabama (Birmingham)	L	41-0		
11/14	South Carolina (Tampa)	T	6-6		
11/21	Georgia Tech (Atlanta)	L	23-0		
11/28	UCLA (Los Angeles)	L	13-0		
12/5	Kentucky (Jacksonville)	L	7-2		
<b>G</b>	<b>W</b>	<b>L</b>	<b>T</b>	<b>PT</b>	<b>OP</b>
10	2	6	2	70	168

**1932 Charles Bachman**

10/8	Sewanee (Jacksonville)	W	19-0		
10/15	The Citadel (Gainesville)	W	27-7		
10/22	N.C. State (Tampa)	L	17-6		
10/29	Georgia (Athens)	L	33-12		
11/5	North Carolina (Tampa)	L	18-13		
11/12	Auburn (Montgomery)	L	21-6		
11/19	Georgia Tech (Gainesville) HC	L	6-0		
12/3	Tennessee (Jacksonville)	L	32-13		
12/7	UCLA (Gainesville)	W	12-2		
<b>G</b>	<b>W</b>	<b>L</b>	<b>T</b>	<b>PT</b>	<b>OP</b>
9	3	6	0	108	136

**1933 D. K. Stanley**

9/3	Stetson (Gainesville)	W	28-0		
10/7	Sewanee (Jacksonville)	W	31-0		
10/14	N.C. State (Raleigh)	T	0-0		
10/21	North Carolina (Gainesville)	W	9-0		
10/28	Tennessee (Knoxville)	L	13-6		
11/4	Georgia (Jacksonville)	L	14-0		
11/11	Georgia Tech (Atlanta)	L	19-7		
11/18	Auburn (Gainesville) HC	W	14-7		
12/2	Maryland (Tampa)	W	19-0		
<b>G</b>	<b>W</b>	<b>L</b>	<b>T</b>	<b>PT</b>	<b>OP</b>
9	5	3	1	114	53

**1934 D. K. Stanley**

9/29	Rollins (Jacksonville)	W	13-2		
10/6	VPI (Blacksburg)	W	20-13		
10/13	Tulane (Gainesville)	L	28-12		
10/20	N.C. State (Tampa)	W	14-0		
10/27	Maryland (College Park)	L	21-0		
11/3	Georgia (Jacksonville)	L	14-0		
11/10	Ole Miss (Gainesville)	T	13-13		
11/17	Auburn (Montgomery)	W	14-7		
11/24	Georgia Tech (Gainesville) HC	W	13-12		
12/1	Stetson (Gainesville)	W	14-0		
<b>G</b>	<b>W</b>	<b>L</b>	<b>T</b>	<b>PT</b>	<b>OP</b>
10	6	3	1	113	110

**1935 D. K. Stanley**

9/28	Stetson (Gainesville)	W	34-0		
10/12	Tulane (New Orleans)	L	19-7		
10/19	Ole Miss (Oxford)	L	27-6		
10/26	Maryland (Gainesville) HC	L	20-6		
11/2	Georgia (Jacksonville)	L	7-0		
11/9	Kentucky (Lexington)	L	15-6		
11/16	Sewanee (Gainesville)	W	20-0		
11/25	Georgia Tech (Gainesville)	L	39-6		
11/30	Auburn (Miami)	L	27-6		
12/7	South Carolina (Tampa)	W	22-0		
<b>G</b>	<b>W</b>	<b>L</b>	<b>T</b>	<b>PT</b>	<b>OP</b>
10	3	7	0	113	154

**1936 Josh Cody**

10/3	The Citadel (Gainesville)	W	20-14		
10/10	South Carolina (Columbia)	L	7-0		
10/17	Stetson (Gainesville)	W	32-0		
10/24	Kentucky (Lexington)	L	7-0		
10/31	Maryland (Gainesville) HC	W	7-6		
11/7	Georgia (Jacksonville)	L	26-8		
11/14	Sewanee (Gainesville)	W	18-7		
11/21	Georgia Tech (Atlanta)	L	38-14		
11/28	Auburn (Montgomery)	L	13-0		
12/5	Mississippi St. (Gainesville)	L	7-0		
<b>G</b>	<b>W</b>	<b>L</b>	<b>T</b>	<b>PT</b>	<b>OP</b>
10	4	6	0	99	125

**1937 Josh Cody**

9/25	LSU (Baton Rouge)	L	19-0		
10/2	Stetson (Gainesville)	W	18-0		
10/9	Temple (Philadelphia)	L	7-6		
10/16	Sewanee (Gainesville)	W	21-0		
10/23	Mississippi St. (Starkville)	L	14-13		
10/30	Maryland (College Park)	L	13-7		
11/6	Georgia (Jacksonville)	W	6-0		
11/13	Clemson (Gainesville)	L	10-9		
11/20	Georgia Tech (Gainesville) HC	L	12-0		
11/27	Auburn (Jacksonville)	L	14-0		
12/4	Kentucky (Gainesville)	W	6-0		
<b>G</b>	<b>W</b>	<b>L</b>	<b>T</b>	<b>PT</b>	<b>OP</b>
11	4	7	0	86	89

**1938 Josh Cody**

9/24	Stetson (Gainesville)	L	16-14		
10/1	Mississippi St. (Starkville)	L	22-0		
10/8	Sewanee (Gainesville)	W	10-6		
10/15	Miami (Gainesville)	L	19-7		
10/22	Tampa (Tampa)	W	33-0		
10/29	Boston College (Gainesville)	L	33-0		
11/5	Georgia (Jacksonville)	L	19-6		
11/12	Maryland (Gainesville) HC	W	21-7		
11/19	Georgia Tech (Atlanta)	T	0-0		
11/26	Auburn (Jacksonville)	W	9-7		
12/31	Temple (Gainesville)	L	20-12		
<b>G</b>	<b>W</b>	<b>L</b>	<b>T</b>	<b>PT</b>	<b>OP</b>
11	4	6	1	112	149

**1939 Josh Cody**

9/23	Stetson (Gainesville)	W	21-0		
9/30	Texas (Austin)	L	12-0		
10/7	Mississippi St. (Gainesville)	L	14-0		
10/12	Boston College (Boston)	W	7-0		
10/21	Tampa (Gainesville)	W	7-0		
10/28	Maryland (College Park)	W	14-0		
11/4	South Carolina (Columbia)	L	6-0		
11/11	Georgia (Jacksonville)	L	6-2		
11/18	Miami (Miami)	W	13-0		
11/25	Georgia Tech (Gainesville) (NR/19) HC	L	21-7		
11/30	Auburn (Auburn)	T	7-7		
<b>G W L T PT OP</b>					
11	5	5	1	78	66

**1940 Thomas J. Lieb**

9/28	Mississippi St. (Gainesville)	L	27-7		
10/5	Tampa (Tampa)	W	23-0		
10/11	Villanova (Philadelphia)	L	28-0		
10/19	Maryland (Gainesville) HC	W	19-0		
10/26	Tennessee (Knoxville) (NR/5)	L	14-0		
11/9	Georgia (Jacksonville)	W	18-13		
11/16	Miami (Miami)	W	46-6		
11/23	Georgia Tech (Atlanta)	W	16-7		
11/30	Auburn (Columbus)	L	20-7		
12/7	Texas (Gainesville)	L	26-0		
<b>G W L T PT OP</b>					
10	5	5	0	136	141

**1941 Thomas J. Lieb**

9/20	Randolph Macon (Gainesville)	W	26-0		
9/27	Mississippi St. (Starkville)	L	6-0		
10/4	Tampa (Gainesville)	W	46-6		
10/11	Villanova (Gainesville)	L	6-0		
10/18	Maryland (College Park)	L	13-12		
10/25	LSU (Baton Rouge)	L	10-7		
11/8	Georgia (Jacksonville)	L	19-3		
11/15	Miami (Miami)	W	14-0		
11/22	Georgia Tech (Gainesville) HC	W	14-7		
12/20	UCLA (Jacksonville)	L	30-27		
<b>G W L T PT OP</b>					
10	4	6	0	149	97

**1942 Thomas J. Lieb**

9/19	Jax NAS (Jacksonville)	L	20-7		
9/26	Randolph Macon (Gainesville)	W	45-0		
10/3	Tampa (Tampa)	W	26-6		
10/10	Auburn (Gainesville)	W	6-0		
10/16	Villanova (Philadelphia)	L	13-3		
10/24	Mississippi St. (Gainesville) (NR/16) HC	L	26-12		
10/31	Maryland (Washington, D.C.)	L	13-0		
11/7	Georgia (Jacksonville) (NR/1)	L	75-0		
11/14	Miami (Miami)	L	12-0		
11/21	Georgia Tech (Atlanta) (NR/2)	L	20-7		
<b>G W L T PT OP</b>					
10	3	7	0	106	185

**1943 No Team**

**1944 Thomas J. Lieb**

9/23	Mayport NAS (Gainesville)	W	36-6		
9/30	Ole Miss (Jacksonville)	L	26-6		
10/7	Jacksonville NAS (Gainesville)	W	26-20		
10/14	Tennessee (Knoxville) (NR/15)	L	40-0		
10/28	Maryland (Gainesville) HC	W	13-6		
11/3	Miami (Miami)	W	13-0		
11/11	Georgia (Jacksonville)	L	38-12		
<b>G W L T PT OP</b>					
7	4	3	0	106	136

**1945 Thomas J. Lieb**

9/22	Camp Blanding (63rd Inf.) (Gainesville)	W	31-2		
9/29	Ole Miss (Jacksonville)	W	26-13		
10/6	Tulane (New Orleans)	T	6-6		
10/13	Vanderbilt (Gainesville) HC	L	7-0		
10/19	Miami (Miami)	L	7-6		
10/27	SW Louisiana (Gainesville)	W	45-0		
11/3	Auburn (Auburn)	L	19-0		
11/10	Georgia (Jacksonville)	L	34-0		
11/17	Presbyterian (Gainesville)	W	41-0		
11/24	US Amphibs (Norfolk)	L	12-0		
<b>G W L T PT OP</b>					
10	4	5	1	155	100

**1946 Raymond B. Wolf**

9/28	Ole Miss (Jacksonville)	L	13-7		
10/5	Tulane (New Orleans)	L	27-13		
10/12	Vanderbilt (Nashville)	L	20-0		
10/19	Miami (Gainesville) HC	L	20-13		
10/26	North Carolina (Chapel Hill) (NR/10)	L	40-19		
11/9	Georgia (Jacksonville) (NR/5)	L	33-14		
11/16	Villanova (Gainesville)	L	27-20		
11/23	N.C. State (Tampa)	L	37-6		
11/30	Auburn (Gainesville)	L	47-12		
<b>G W L T PT OP</b>					
9	0	9	0	104	264

**1947 Raymond B. Wolf**

9/27	Ole Miss (Jacksonville)	L	14-6		
10/4	North Texas St. (Gainesville)	L	20-12		
10/11	Auburn (Montgomery)	L	20-14		
10/18	N.C. State (Raleigh) (NR/18)	W	7-6		
10/25	North Carolina (Gainesville) HC	L	35-7		
11/1	Furman (Tampa)	W	34-7		
11/8	Georgia (Jacksonville)	L	34-6		
11/15	Tulane (New Orleans)	T	7-7		
11/21	Miami (Miami)	W	7-6		
11/29	Kansas St. (Gainesville)	W	25-7		
<b>G W L T PT OP</b>					
10	4	5	1	125	156

**1948 Raymond B. Wolf**

9/25	Ole Miss (Gainesville)	L	14-0		
10/2	Tulsa (Gainesville)	W	28-14		
10/9	Auburn (Tampa)	W	16-9		
10/16	Rollins (Gainesville)	W	41-12		
10/23	Georgia Tech (Atlanta) (NR/6)	L	42-7		
10/30	Furman (Greenville)	L	39-14		
11/6	Georgia (Jacksonville) (NR/13)	L	20-12		
11/13	Kentucky (Lexington)	L	34-15		
11/20	Miami (Gainesville) HC	W	27-13		
11/27	Alabama (Tuscaloosa)	L	34-28		
<b>G W L T PT OP</b>					
10	5	5	0	213	206

**1949 Raymond B. Wolf**

9/24	The Citadel (Gainesville)	W	13-0		
10/1	Tulsa (Tulsa)	W	40-7		
10/8	Auburn (Mobile)	T	14-14		
10/15	Vanderbilt (Jacksonville)	L	22-17		
10/22	Georgia Tech (Gainesville) HC	L	43-14		
10/29	Furman (Gainesville)	W	28-27		
11/5	Georgia (Jacksonville)	W	28-7		
11/12	Kentucky (Tampa) (NR/14)	L	35-0		
11/18	Miami (Miami)	L	28-13		
11/26	Alabama (Gainesville)	L	35-13		
<b>G W L T PT OP</b>					
10	4	5	1	180	218

**1950 Bob Woodruff**

9/23	The Citadel (Gainesville)	W	7-3		
9/30	Duquesne (Gainesville)	W	27-14		
10/7	Georgia Tech (Atlanta)	L	16-13		
10/14	Auburn (Gainesville) HC	W	27-7		
10/21	Vanderbilt (Nashville) (NR/13)	W	31-27		
10/28	Furman (Gainesville) (20/NR)	W	19-7		
11/4	Kentucky (Lexington) (17/5)	L	40-6		
11/11	Georgia (Jacksonville)	L	6-0		
11/18	Miami (Gainesville) (NR/17)	L	20-14		
11/25	Alabama (Jacksonville) (NR/17)	L	41-13		
<b>G W L T PT OP</b>					
10	5	5	0	157	181

**1951 Bob Woodruff**

9/15	Wyoming (Jacksonville)	W	13-0		
9/22	The Citadel (Gainesville)	W	27-7		
9/29	Georgia Tech (Gainesville)	L	27-0		
10/6	Loyola (Pasadena, CA)	W	40-7		
10/13	Auburn (Auburn)	L	14-13		
10/20	Vanderbilt (Gainesville) HC	W	33-13		
10/27	Kentucky (Gainesville) (NR/17)	L	14-6		
11/10	Georgia (Jacksonville)	L	7-6		
11/17	Miami (Miami)	L	21-6		
11/24	Alabama (Tuscaloosa)	W	30-21		
<b>G W L T PT OP</b>					
10	5	5	0	174	131

**1952 Bob Woodruff**

9/20	Stetson (Gainesville)	W	33-6		
9/27	Georgia Tech (Atlanta) (NR/3)	L	17-14		
10/4	The Citadel (Gainesville)	W	33-0		
10/11	Clemson (Gainesville)	W	54-13		
10/18	Vanderbilt (Nashville)	L	20-13		
10/25	Georgia (Jacksonville) (20/NR)	W	30-0		
11/1	Auburn (Gainesville) (17/NR) HC	W	31-21		
11/15	Tennessee (Knoxville) (18/7)	L	26-12		
11/22	Miami (Gainesville)	W	43-6		
12/6	Kentucky (Gainesville) (17/NR)	W	27-0		
1/1	Tulsa (15/12)	W	14-13		
(Gator Bowl, Jacksonville, Fla.)					
<b>G W L T PT OP</b>					
11	8	3	0	304	122

**1953 Bob Woodruff**

9/19	Rice (Houston) (15/12)	L	20-16		
9/26	Georgia Tech (Gainesville) (NR/3)	T	0-0		
10/3	Kentucky (Lexington)	L	26-13		
10/10	Stetson (Gainesville)	W	45-0		
10/17	The Citadel (Jacksonville)	W	60-0		
10/24	LSU (Gainesville) (NR/14) HC	T	21-21		
10/31	Auburn (Auburn)	L	16-7		
11/7	Georgia (Jacksonville) NBC	W	21-7		
11/14	Tennessee (Gainesville) (NR/18)	L	9-7		
11/28	Miami (Miami)	L	14-10		
<b>G W L T PT OP</b>					
10	3	5	2	200	113

**1954 Bob Woodruff**

9/18	Rice (Houston) (NR/16)	L	34-14		
9/25	Georgia Tech (Atlanta) (NR/5)	W	13-12		
10/2	Auburn (Gainesville) (20/NR)	W	19-13		
10/9	Clemson (Gainesville) (14/NR)	L	14-7		
10/16	Kentucky (Gainesville)	W	21-7		
10/23	LSU (Baton Rouge) (18/NR)	L	20-7		
10/30	Mississippi St. (Gainesville) HC	W	7-0		
11/6	Georgia (Jacksonville)	L	14-13		
11/13	Tennessee (Knoxville)	W	14-0		
11/27	Miami (Gainesville) (NR/11)	L	14-0		
<b>G W L T PT OP</b>					
10	5	5	0	115	128

**1955 Bob Woodruff**

9/17	Mississippi St. (Gainesville)	W	20-14		
9/24	Georgia Tech (Gainesville) (19/2)	L	14-7		
10/1	Auburn (Auburn)	L	13-0		
10/8	George Washington (Jacksonville)	W	28-0		
10/15	LSU (Gainesville)	W	18-14		
10/22	Kentucky (Lexington)	L	10-7		
11/5	Georgia (Jacksonville)	W	19-13		
11/12	Tennessee (Gainesville) HC	L	20-0		
11/19	Vanderbilt (Nashville)	L	21-6		
11/26	Miami (Miami) (NR/14)	L	7-6		
<b>G</b>	<b>W</b>	<b>L</b>	<b>T</b>	<b>PT</b>	<b>OP</b>
10	4	6	0	111	126

**1956 Bob Woodruff**

9/22	Mississippi St. (Starkville)	W	26-0		
9/29	Clemson (Gainesville) (19/NR)	T	20-20		
10/6	Kentucky (Gainesville)	L	17-8		
10/13	Rice (Gainesville)	W	7-0		
10/20	Vanderbilt (Nashville)	W	21-7		
10/27	LSU (Baton Rouge)	W	21-6		
11/3	Auburn (Gainesville) HC	W	20-0		
11/10	Georgia (Jacksonville) (13/NR)	W	28-0		
11/24	Georgia Tech (Jacksonville) (13/5)	L	28-0		
12/1	Miami (Gainesville) (18/6)	L	20-7		
<b>G</b>	<b>W</b>	<b>L</b>	<b>T</b>	<b>PT</b>	<b>OP</b>
10	6	3	1	158	98

**1957 Bob Woodruff**

9/28	Wake Forest (Gainesville)	W	27-0		
10/5	Kentucky (Lexington)	W	14-7		
10/19	Mississippi St. (Gainesville) HC	L	29-20		
10/26	LSU (Gainesville) (NR/10)	W	22-14		
11/2	Auburn (Auburn) (19/4)	L	13-0		
11/9	Georgia (Jacksonville)	W	22-0		
11/16	Vanderbilt (Gainesville)	W	14-7		
11/23	Georgia Tech (Atlanta)	T	0-0		
11/30	Miami (Miami) (20/NR)	W	14-0		
<b>G</b>	<b>W</b>	<b>L</b>	<b>T</b>	<b>PT</b>	<b>OP</b>
9	6	2	1	133	70

**1958 Bob Woodruff**

9/20	Tulane (Gainesville)	W	34-14		
9/27	Mississippi St. (Gainesville) (18/11)	L	14-7		
10/10	UCLA (Los Angeles)	W	21-14		
10/18	Vanderbilt (Gainesville) (18/NR) HC	T	6-6		
10/25	LSU (Baton Rouge) (NR/3)	L	10-7		
11/1	Auburn (Gainesville) (NR/4)	L	6-5		
11/8	Georgia (Jacksonville) (19/NR)	W	7-6		
11/15	Arkansas St. (Gainesville) (18/NR)	W	51-7		
11/22	Florida St. (Gainesville) (12/NR)	W	21-7		
11/29	Miami (Jacksonville) (14/NR)	W	12-9		
12/27	Ole Miss (14/11) CBS (N)	L	7-3		
(Gator Bowl, Jacksonville, Fla.)					
<b>G</b>	<b>W</b>	<b>L</b>	<b>T</b>	<b>PT</b>	<b>OP</b>
11	6	4	1	174	100

**1959 Bob Woodruff**

9/18	Tulane (New Orleans)	W	30-0		
9/26	Mississippi St. (Gainesville) (19/NR)	W	14-13		
10/3	Virginia (Gainesville) (19/NR)	W	55-10		
10/10	Rice (Houston) (17/NR)	T	13-13		
10/17	Vanderbilt (Nashville) (19/NR)	L	13-6		
10/24	LSU (Gainesville) (NR/1) HC	L	9-0		
10/31	Auburn (Auburn) (NR/8)	L	6-0		
11/7	Georgia (Jacksonville) (NR/11)	L	21-10		
11/21	Florida St. (Gainesville)	W	18-8		
11/28	Miami (Jacksonville) (NR/12)	W	23-14		
<b>G</b>	<b>W</b>	<b>L</b>	<b>T</b>	<b>PT</b>	<b>OP</b>
10	5	4	1	169	107

**1960 Ray Graves**

9/17	George Washington (Gainesville)	W	30-7		
9/24	Florida St. (Gainesville)	W	3-0		
10/1	Georgia Tech (Gainesville) (NR/10)	W	18-17		
10/8	Rice (Miami) (18/NR)	L	10-0		
10/15	Vanderbilt (Gainesville)	W	12-0		
10/22	LSU (Baton Rouge)	W	13-10		
10/29	Auburn (Gainesville) (NR/14)	L	10-7		
11/5	Georgia (Jacksonville)	W	22-14		
11/12	Tulane (Gainesville) (20/NR) HC	W	21-6		
11/26	Miami (Miami) (19/NR)	W	18-0		
12/31	Baylor (NR/12) CBS (N)	W	13-12		
(Gator Bowl, Jacksonville, Fla.)					
<b>G</b>	<b>W</b>	<b>L</b>	<b>T</b>	<b>PT</b>	<b>OP</b>
11	9	2	0	157	86

**1961 Ray Graves**

9/23	Clemson (Gainesville)	W	21-17		
9/30	Florida St. (Gainesville)	T	3-3		
10/6	Tulane (New Orleans)	W	14-3		
10/14	Rice (Houston)	L	19-10		
10/21	Vanderbilt (Nashville)	W	7-0		
10/28	LSU (Gainesville) (NR/7) HC	L	23-0		
11/4	Georgia Tech (Atlanta) (NR/7)	L	20-0		
11/11	Georgia (Jacksonville)	W	21-14		
11/25	Auburn (Auburn)	L	32-15		
12/2	Miami (Gainesville)	L	15-6		
<b>G</b>	<b>W</b>	<b>L</b>	<b>T</b>	<b>PT</b>	<b>OP</b>
10	4	5	1	97	146

**1962 Ray Graves**

9/22	Mississippi St. (Jackson)	W	19-9		
9/29	Georgia Tech (Gainesville) (NR/8)	L	17-0		
10/6	Duke (Jacksonville)	L	28-21		
10/13	Texas A&M (Gainesville)	W	42-6		
10/20	Vanderbilt (Gainesville) HC	W	42-7		
10/27	LSU (Baton Rouge) (NR/6)	L	23-0		
11/3	Auburn (Gainesville) (NR/10)	W	22-3		
11/10	Georgia (Jacksonville)	W	23-15		
11/17	Florida St. (Gainesville)	W	20-7		
12/1	Miami (Miami)	L	17-15		
12/30	Penn St. (NR/9) CBS (N)	W	17-7		
(Gator Bowl, Jacksonville, Fla.)					
<b>G</b>	<b>W</b>	<b>L</b>	<b>T</b>	<b>PT</b>	<b>OP</b>
11	7	4	0	221	139

**1963 Ray Graves**

9/14	Georgia Tech (Atlanta) ABC (N)	L	9-0		
9/28	Mississippi St. (Gainesville)	T	9-9		
10/5	Richmond (Gainesville)	W	35-28		
10/12	Alabama (Tuscaloosa) (NR/3)	W	10-6		
10/19	Vanderbilt (Nashville)	W	21-0		
10/26	LSU (Gainesville) HC	L	14-0		
11/2	Auburn (Auburn) (NR/5)	L	19-0		
11/9	Georgia (Jacksonville)	W	21-14		
11/23	Miami (Miami)	W	27-21		
11/30	Florida St. (Gainesville)	W	7-0		
<b>G</b>	<b>W</b>	<b>L</b>	<b>T</b>	<b>PT</b>	<b>OP</b>
10	6	3	1	130	120

**1964 Ray Graves**

9/19	SMU (Gainesville) ABC (R)	W	24-8		
9/26	Mississippi St. (Jackson)	W	16-13		
10/10	Ole Miss (Gainesville)	W	30-14		
10/17	South Carolina (Gainesville) HC	W	37-0		
10/24	Alabama (Tuscaloosa) (9/3)	L	17-14		
10/31	Auburn (Gainesville) (10/NR)	W	14-0		
11/7	Georgia (Jacksonville) (9/NR)	L	14-7		
11/21	Florida St. (Tallahassee)	L	16-7		
11/28	Miami (Gainesville)	W	12-10		
12/5	LSU (Baton Rouge)	W	20-6		
<b>G</b>	<b>W</b>	<b>L</b>	<b>T</b>	<b>PT</b>	<b>OP</b>
10	7	3	0	181	98

**1965 Ray Graves**

9/18	Northwestern (Evanston)	W	24-14		
9/25	Mississippi St. (Gainesville) (8/NR)	L	18-13		
10/2	LSU (Gainesville) (NR/5)	W	14-7		
10/9	Ole Miss (Oxford) (10/NR)	W	17-0		
10/16	N.C. State (Gainesville) (9/NR) HC	W	28-6		
10/30	Auburn (Auburn) (7/NR) ABC (R)	L	28-17		
11/6	Georgia (Jacksonville)	W	14-10		
11/13	Tulane (Gainesville)	W	51-13		
11/20	Miami (Miami) (10/NR)	L	16-13		
11/27	Florida St. (Gainesville)	W	30-17		
1/1	Missouri (NR/6) NBC (N)	L	20-18		
(Sugar Bowl, New Orleans, La.)					
<b>G</b>	<b>W</b>	<b>L</b>	<b>T</b>	<b>PT</b>	<b>OP</b>
11	7	4	0	239	149

**1966 Ray Graves**

9/17	Northwestern (Gainesville)	W	43-7		
9/24	Mississippi St. (Gainesville)	W	28-7		
10/1	Vanderbilt (Nashville)	W	13-0		
10/8	Florida St. (Tallahassee) (10/NR)	W	22-19		
10/15	N.C. State (Raleigh) (8/NR)	W	17-10		
10/22	LSU (Baton Rouge) (8/NR)	W	28-7		
10/29	Auburn (Gainesville) (7/NR) HC	W	30-27		
11/5	Georgia (Jacksonville) (7/NR)	L	27-10		
11/12	Tulane (Gainesville)	W	31-10		
11/26	Miami (Gainesville) (9/NR)	L	21-16		
1/1	Georgia Tech (NR/8)	W	27-12		
(Orange Bowl, Miami, Fla.)					
<b>G</b>	<b>W</b>	<b>L</b>	<b>T</b>	<b>PT</b>	<b>OP</b>
11	9	2	0	265	147

**1967 Ray Graves**

9/23	Illinois (Gainesville)	W	14-0		
9/30	Mississippi St. (Jackson)	W	24-7		
10/7	LSU (Gainesville)	L	37-6		
10/14	Tulane (New Orleans)	W	35-0		
10/28	Vanderbilt (Gainesville) HC	W	27-22		
11/4	Auburn (Auburn)	L	26-21		
11/11	Georgia (Jacksonville) ABC (R)	W	17-16		
11/18	Kentucky (Gainesville)	W	28-12		
11/25	Florida St. (Gainesville)	L	21-16		
12/10	Miami (Miami) ABC (N)	L	20-13		
<b>G</b>	<b>W</b>	<b>L</b>	<b>T</b>	<b>PT</b>	<b>OP</b>
10	6	4	0	201	161

**FLORIDA'S RECORD ON NETWORK TELEVISION**

	Games	Record	Games	Record
CBS	95	65-30	Mizlou	3 1-2
ABC	76	37-37-2	SEC Network	6 6-0
ESPN/ESPN2/ESPNU	62	35-27	Pay Per View	4 1-0
Raycom Sports*	38	34-4	Sun Sports/FSN	2 2-0
TBS	16	9-6-1	SportSouth	1 1-0
NBC	4	3-1	<b>Totals</b>	<b>309 199-107-3</b>
FOX	3	3-0	*Formerly Lincoln-Financial/Jefferson-Pilot	









**2005 Urban Meyer**

9/3	Wyoming (Gainesville) (10/NR)	W	32-14		
9/10	Louisiana Tech (Gainesville) (10/NR)	W	41-3		
9/17	Tennessee (Gainesville) (6/5) CBS (N)	W	16-7		
9/24	Kentucky (Lexington) (5/NR) CBS (N)	W	49-28		
10/1	Alabama (Tuscaloosa) (5/15) CBS (N)	L	31-3		
10/8	Mississippi St. (Gainesville) (13/NR) JP (R)	W	35-9		
10/15	LSU (Baton Rouge) (11/10) CBS (N)	L	21-17		
10/29	Georgia (Jacksonville) (16/4) CBS (N)	W	14-10		
11/5	Vanderbilt (Gainesville) (13/NR) ESPN2 (N) HC	W	49-42		
11/12	South Carolina (Columbia) (12/NR) JP (R)	L	30-22		
11/26	Florida St. (Gainesville) (19/23) CBS (N)	W	34-7		
1/2	Iowa (16/25) ESPN (N) (Outback Bowl, Tampa, Fla.)	W	31-24		
<b>G W L T PT OP</b>					
12	9	3	0	343	226

**2006 Urban Meyer**

**NATIONAL CHAMPIONS**  
**SEC CHAMPIONS**

9/2	So. Miss. (Gainesville) (7/NR)	W	34-7		
9/9	UCF (Gainesville) (7/NR)	W	42-0		
9/16	Tennessee (Knoxville) (7/13) CBS (N)	W	21-20		
9/23	Kentucky (Gainesville) (5/NR) ESPN (N)	W	26-7		
9/30	Alabama (Gainesville) (5/NR) CBS (N)	W	28-13		
10/7	LSU (Gainesville) (5/9) CBS (N)	W	23-10		
10/14	Auburn (Auburn) (2/11) ESPN (N)	L	27-17		
10/28	Georgia (Jacksonville) (9/25) CBS (N)	W	21-14		
11/4	Vanderbilt (Nashville) (7/NR) LF (R)	W	25-19		
11/11	South Carolina (Gainesville) (6/NR) CBS (N)	W	17-16		
11/18	Western Carolina (Gainesville) (3/NR)	W	62-0		
11/25	Florida St. (Tallahassee) (4/NR) ABC (N)	W	21-14		
12/2	Arkansas (4/8) CBS (N) (SEC Championship Game, Atlanta)	W	38-28		
1/8	Ohio St. (2/1) FOX (N) (BCS Championship, Glendale, Ariz.)	W	41-14		
<b>G W L T PT OP</b>					
14	13	1	0	416	189

**2007 Urban Meyer**

9/1	Western Kentucky (Gainesville) (6/NR) LFS (R)	W	49-3		
9/8	Troy (Gainesville) (4/NR)	W	59-31		
9/15	Tennessee (Gainesville) (5/22) CBS (N)	W	59-20		
9/22	Ole Miss (Oxford) (3/NR) LFS (R)	W	30-24		
9/29	Auburn (Gainesville) (4/NR) ESPN (N)	L	20-17		
10/6	LSU (Baton Rouge) (9/1) CBS (N)	L	28-24		
10/20	Kentucky (Lexington) (14/8) CBS (N)	W	45-37		
10/27	Georgia (Jacksonville) (9/20) CBS (N)	L	42-30		
11/3	Vanderbilt (Gainesville) (18/NR) LFS (R) HC	W	49-22		
11/10	South Carolina (Columbia) (17/NR) ESPN (N)	W	51-31		
11/17	Florida Atlantic (Gainesville) (14/NR)	W	59-20		
11/24	Florida St. (Gainesville) (12/NR) CBS (N)	W	45-12		
1/1	Michigan (12/NR) ABC (N) (Capital One Bowl, Orlando, Fla.)	L	41-35		
<b>G W L T PT OP</b>					
13	9	4	0	552	331

**2008 Urban Meyer**

**NATIONAL CHAMPIONS**  
**SEC CHAMPIONS**

8/30	Hawaii (Gainesville) (5/NR) RAYCOM	W	56-10		
9/6	Miami (Gainesville) (5/NR) ESPN	W	26-3		
9/20	Tennessee (Knoxville) (4/NR) CBS (N)	W	30-6		
9/27	Ole Miss (Gainesville) (4/NR) Raycom	L	31-30		
10/4	Arkansas (Fayetteville) (12/NR) Raycom	W	38-7		
10/11	LSU (Gainesville) (11/4) CBS (N)	W	51-21		
10/25	Kentucky (Gainesville) (5/NR) Raycom HC	W	63-5		
11/1	Georgia (Jacksonville) (5/8) CBS (N)	W	49-10		
11/8	Vanderbilt (Nashville) (4/NR) ESPN2	W	42-14		
11/15	South Carolina (Gainesville) (3/24) CBS (N)	W	56-6		
11/22	The Citadel (Gainesville) (3/NR)	W	70-19		
11/29	Florida St. (Tallahassee) (2/23) ABC (R)	W	45-15		
12/6	Alabama (2/1) CBS (N) (SEC Championship Game, Atlanta)	W	31-20		
1/8	Oklahoma (1/2) FOX (N) (BCS Championship, Miami, Fla.)	W	24-14		
<b>G W L T PT OP</b>					
14	13	1	0	611	181

**2009 Urban Meyer**

9/5	Charleston So. (Gainesville) (1/NR) Sun/FSN	W	62-3		
9/12	Troy (Gainesville) (1/NR) SECN	W	56-6		
9/19	Tennessee (Gainesville) (1/NR) CBS (N)	W	23-13		
9/26	Kentucky (Lexington) (1/NR) ESPN2 (N)	W	41-7		
10/10	LSU (Baton Rouge) (1/4) CBS (N)	W	13-3		
10/17	Arkansas (Gainesville) (1/NR) CBS (N) HC	W	23-20		
10/24	Mississippi St. (Starkville) (2/NR) ESPN (N)	W	29-19		
10/31	Georgia (Jacksonville) (1/NR) CBS (N)	W	41-17		
11/7	Vanderbilt (Gainesville) (1/NR) ESPN2 (N)	W	27-3		
11/14	South Carolina (Columbia) (1/NR) CBS (N)	W	24-14		
11/21	FIU (Gainesville) (1/NR) PPV	W	62-3		
11/28	Florida St. (Gainesville) (1/NR) CBS (N)	W	37-10		
12/5	Alabama (1/2) CBS (N) (SEC Championship Game, Atlanta)	L	32-13		
1/1	Cincinnati (5/4) FOX (N) (Sugar Bowl, New Orleans, La.)	W	51-24		
<b>G W L T PT OP</b>					
14	13	1	0	502	174

**2010 Urban Meyer**

9/4	Miami University (Gainesville) (4/NR) ESPN (N)	W	34-12		
9/11	USF (Gainesville) (8/NR) SECN	W	38-14		
9/18	Tennessee (Knoxville) (10/NR) CBS (N)	W	31-17		
9/25	Kentucky (Gainesville) (9/NR) ESPN (N)	W	48-14		
10/2	Alabama (Tuscaloosa) (7/1) CBS (N)	L	31-3		
10/9	LSU (Gainesville) (14/12) ESPN (N)	L	33-29		
10/16	Mississippi St. (Gainesville) (22/NR) ESPN (N) HC	L	10-7		
10/30	Georgia (Jacksonville) (NR/NR) CBS (N)	W	34-31 OT		
11/6	Vanderbilt (Nashville) (NR/NR) SECN (N)	W	55-14		
11/13	South Carolina (Gainesville) (24/22) ESPN (N)	L	36-14		
11/20	Appalachian St. (Gainesville) (NR/NR) PPV	W	48-10		
11/27	Florida St. (Tallahassee) (NR/22) ABC/ESPN (N)	L	31-7		
1/1	Penn St. (NR/NR) ABC (N) (Outback Bowl, Tampa, Fla.)	W	37-24		
<b>G W L T PT OP</b>					
13	8	5	0	385	277

**2011 Will Muschamp**

9/3	Florida Atlantic (Gainesville) (22/NR) ESPN (N)	W	41-3		
9/10	UAB (Gainesville) (18/NR) Sun/FSN	W	39-0		
9/17	Tennessee (Gainesville) (16/RV) CBS (N)	W	33-23		
9/24	Kentucky (Lexington) (15/NR) ESPN (N)	W	48-10		
10/1	Alabama (Gainesville) (12/3) CBS (N)	L	38-10		
10/8	LSU (Baton Rouge) (17/1) CBS (N)	L	41-11		
10/15	Auburn (Auburn) (RV/24) ESPN (N)	L	17-6		
10/29	Georgia (Jacksonville) (NR/22) CBS (N)	L	24-20		
11/5	Vanderbilt (Gainesville) (NR/NR) SECN HC	W	26-21		
11/12	South Carolina (Columbia) (NR/15) CBS (N)	L	17-12		
11/19	Furman (Gainesville) (NR/NR) PPV	W	54-32		
11/26	Florida St. (Gainesville) (NR/NR) ESPN2 (N)	L	21-7		
1/2	Ohio State (NR/NR) ESPN2 (N) (TaxSlayer.com Gator Bowl, Jacksonville, Fla.)	W	24-17		
<b>G W L T PT OP</b>					
13	7	6	0	331	264

**2012 Will Muschamp**

9/1	Bowling Green (Gainesville) (23/NR) ESPN (N)	W	27-14		
9/8	Texas A&M (College Station) (24/NR) ESPN (N)	W	20-17		
9/15	Tennessee (Knoxville) (18/23) ESPN (N)	W	37-20		
9/22	Kentucky (Gainesville) (14/NR) SECN (R)	W	38-0		
10/6	LSU (Gainesville) (10/4) CBS (N)	W	14-6		
10/13	Vanderbilt (Nashville) (4/NR) ESPN (N)	W	31-17		
10/20	South Carolina (Gainesville) (3/9) CBS (N)	W	44-11		
10/27	Georgia (Jacksonville) (3/12) CBS (N)	L	9-17		
11/3	Missouri (Gainesville) (8/NR) ESPN2 (N)	W	14-7		
11/10	Louisiana (Gainesville) (7/NR) SECN (R) (HC)	W	27-20		
11/17	Jacksonville St. (Gainesville) (7/NR) PPV	W	23-0		
11/24	Florida St. (Tallahassee) (6/10) ABC (N)	W	37-26		
1/2	Louisville (4/21) ESPN (N) (Sugar Bowl, New Orleans, La.)	L	23-33		
<b>G W L T PT OP</b>					
13	11	2	0	344	188

# YEAR-BY-YEAR RECORDS

Year	W	L	T	SEC Record	SEC Rank	National Rank*	Coach	Captains
1906	5	3	0				James Forsythe	T.G. Hancock
1907	4	1	1				James Forsythe	Roy W. Corbett
1908	5	2	1				James Forsythe	Wm. W. (Gric) Gibbs
1909	6	1	1				G.E. Pyle	Ralph Rader
1910	6	1	0				G.E. Pyle	Dummy Taylor
1911	5	0	1				G.E. Pyle	N.S. Storter
1912	5	2	1				G.E. Pyle	Sam Buie
1913	4	3	0				G.E. Pyle	Louis Tenny
1914	5	2	0				Charles McCoy	John Sutton, Puss Hancock
1915	4	3	0				Charles McCoy	A.A. Lotspeich
1916	0	5	0				Charles McCoy	Rex Farring
1917	2	4	0				Al Buser	Arthur Fuller, S.A.B. Wilkinson
1918	0	1	0				Al Buser	Gordon Clemons
1919	5	3	0				Al Buser	J. Sparkman
1920	6	3	0				William Kline	Paul Baker
1921	6	3	2				William Kline	Carl "Tootie" Perry
1922	7	2	0				William Kline	F.H. Duncan
1923	6	1	2				J.A. VanFleet	Robbie Robinson
1924	6	2	2				J.A. VanFleet	"Ark" Newton
1925	8	2	0				Tom Sebring	Edgar Jones
1926	2	6	2				Tom Sebring	Lamar Sarra
1927	7	3	0				Tom Sebring	Bill Middlekauf
1928	8	1	0				Charles Bachman	Ernest J. Bowyer
1929	8	2	0				Charles Bachman	Rainey Cawthon
1930	6	3	1				Charles Bachman	L.R. Bethea
1931	2	6	2				Charles Bachman	E.N. Parnell
1932	3	6	0				Charles Bachman	Joe Jenkins
1933	5	3	1	2-3	7*		D.K. Stanley	Sam Davis
1934	6	3	1	2-2-1	6		D.K. Stanley	Chuck Rogers
1935	3	7	0	1-6	10		D.K. Stanley	W.W. Chase, Jr.
1936	4	6	0	1-5	10		Josh Cody	Julian Lane
1937	4	7	0	3-4	8		Josh Cody	Walter Mayberry
1938	4	6	1	2-2-1	6		Josh Cody	Frank Koscis
1939	5	5	1	0-3-1	8		Josh Cody	Clark Goff
1940	5	5	0	2-3	8		Thomas J. Lieb	W.L. (Bud) Walton
1941	4	6	0	1-3	10		Thomas J. Lieb	Bill Robinson
1942	3	7	0	1-3	8		Thomas J. Lieb	Bill Corry, O'Neal Hill
1943				— No Team —				
1944	4	3	0	0-3	9		Thomas J. Lieb	Joe Graham
1945	4	5	1	1-3-1	8*		Thomas J. Lieb	Hugo Miller
1946	0	9	0	0-5	11		Raymond B. Wolf	William Raborn
1947	4	5	1	0-3-1	9		Raymond B. Wolf	Charlie Fields
1948	5	5	0	1-5	9*		Raymond B. Wolf	Fletcher Groves
1949	4	5	1	1-4-1	10*		Raymond B. Wolf	Jimmy Kynes
1950	5	5	0	2-4	8		Bob Woodruff	Angus Williams
1951	5	5	0	2-4	6*		Bob Woodruff	Jim French, Carroll McDonald
1952	8	3	0	3-3	6		Bob Woodruff	Bubba Ware, Charlie LaPradd
1953	3	5	2	1-3-2	6		Bob Woodruff	Jack O'Brien, Rick Casares, Sonny May
1954	5	5	0	5-2	3*		Bob Woodruff	Jerry Bilyk, Larry Scott
1955	4	6	0	3-5	8		Bob Woodruff	Steve DeLa Torre, Ray Brown
1956	6	3	1	5-2	3		Bob Woodruff	John Barrow
1957	6	2	1	4-2-1	3*	(17/NR/NR)	Bob Woodruff	Charlie Mitchell
1958	6	4	1	2-3-1	7*	(14/NR/15)	Bob Woodruff	Don Fleming
1959	5	4	1	2-4	7	(19/NR/NR)	Bob Woodruff	Dave Hudson
1960	9	2	0	5-1	2	(18/NR/16)	Ray Graves	Bill Hood
1961	4	5	1	3-3	5		Ray Graves	Jim Beaver
1962	7	4	0	4-2	5		Ray Graves	Lindy Infante, Bruce Culpepper
1963	6	3	1	3-3-1	7		Ray Graves	Jimmy Morgan
1964	7	3	0	4-2	2*		Ray Graves	Larry Dupree
1965	7	4	0	4-2	3	(NR/NR/12)	Ray Graves	Bruce Bennett, Larry Beckman
1966	9	2	0	5-1	2	(NR/NR/11)	Ray Graves	Bill Carr, Jerry Anderson
1967	6	4	0	4-2	3*		Ray Graves	Graham McKeel, Wayne McCall
1968	6	3	1	3-2-1	4*		Ray Graves	Bill Dorsey, Guy Dennis
1969	9	1	1	3-1-1	4	(14/NR/17)	Ray Graves	Mac Steen, Tom Abdelnour
1970	7	4	0	3-3	5		Doug Dickey	Donny Williams, Mike Kelley
1971	4	7	0	1-6	6*		Doug Dickey	Tommy Durrance, John Reaves, Harvin Clark

Year	W	L	T	SEC Record	SEC Rank	National Rank*	Coach	Captains
1972	5	5	1	3-3-1	6		Doug Dickey	Fred Abbott
1973	7	5	0	3-4	5*	(NR/NR/20)	Doug Dickey	Vince Kendrick, David Hitchcock
1974	8	4	0	3-3	3*	(15/NR/12)	Doug Dickey	Lee McGriff, Ralph Ortega
1975	9	3	0	5-1	2*		Doug Dickey	Jimmy DuBose, Sammy Green
1976	8	4	0	4-2	3		Doug Dickey	Jimmy Fisher, Darrell Carpenter, Alvin Cowsans
1977	6	4	1	3-3	5		Doug Dickey	Scott Hutchinson, Wes Chandler, Charlie Williams
1978	4	7	0	3-3	4*		Doug Dickey	Don Swafford, Mike DuPree
1979	0	10	1	0-6	9*		Charley Pell	Bill Bennek, Nap Green, Chuck Hatch
1980	8	4	0	4-2	3*	(NR/NR/19)	Charley Pell	Rod Brooks, Cris Collinsworth, David Little
1981	7	5	0	3-3	3*		Charley Pell	Brian Clark, David Galloway, James Jones
1982	8	4	0	3-3	5*	(NR/25/NR)	Charley Pell	James Jones, Tom Wiegmann, Doug Drew
1983	9	2	1	4-2	3*	(6/9/6)	Charley Pell	Wayne Peace, Fred McCallister, Doug Drew
1984	9	1	1	5-0-1	1#	(3/3/7)	Charley Pell, Galen Hall**	Lomas Brown, Alonzo Johnson, Patrick Miller
1985	9	1	1	5-1	1*%	(5/5/NR)	Galen Hall	Neal Anderson, Alonzo Johnson, Ray Criswell
1986	6	5	0	2-4	4*		Galen Hall	Ricky Nattiel, Scott Armstrong, Dwayne Ferguson
1987	6	6	0	3-3	5		Galen Hall	Kerwin Bell, Clifford Charlton, James Massey
1988	7	5	0	4-3	3*		Galen Hall	David Williams, Louis Oliver, Owen Bartruff
1989	7	5	0	4-3	2*		Galen Hall, Gary Darnell***	Cedric Smith, Pat Moorer, Kerry Watkins
1990	9	2	0	6-1	1%	(12/13/NR)	Steve Spurrier	Chris Bromley, Glenn Neely, Ernie Mills, Huey Richardson, Godfrey Myles
1991	10	2	0	7-0	1	(7/8/7)	Steve Spurrier	Cal Dixon, Brad Culpepper, Tim Paulk
1992	9	4	0	6-2	2, 1E*	(10/11/11)	Steve Spurrier	Shane Matthews, Carlton Miles
1993	11	2	0	7-1	1^, 1E	(5/4/5)	Steve Spurrier	Errict Rhett, William Gaines, Ed Robinson, Harrison Houston
1994	10	2	1	7-1	1^, 1E	(7/7/7)	Steve Spurrier	Aubrey Hill, Terry Dean, Ellis Johnson, Henry McMillian, Larry Kennedy
1995	12	1	0	8-0	1^, 1E	(2/3/2)	Steve Spurrier	Chris Doering, Ben Hanks, Reggie Green, Mark Campbell, Jason Odom
1996	12	1	0	8-0	1^, 1E	(1/1)	Steve Spurrier	James Bates, Anthonie Lott, Jeff Mitchell, Lawrence Wright, Danny Wuerrffel
1997	10	2	0	6-2	3*, 2E*	(4/6)	Steve Spurrier	Willie Rodgers, Fred Taylor, Dwayne Thomas, Fred Weary, Elijah Williams
1998	10	2	0	7-1	2, 2E	(5/6)	Steve Spurrier	Terry Jackson, Zach Piller, Ed Chester, Mike Peterson
1999	9	4	0	7-1	2, 1E	(12/14)	Steve Spurrier	Cooper Carlisle, Doug Johnson, Travis Taylor, Keith Kelsey, Eugene McCaslin, Derrick Chambers
2000	10	3	0	7-1	1^, 1E	(10/11)	Steve Spurrier	Alex Brown, Derrick Chambers, Jesse Palmer, Gerard Warren, Alex Willis
2001	10	2	0	6-2	3, 2E	(3/3)	Steve Spurrier	Andra Davis, Marquand Manuel, Robert Gillespie, Rob Roberts
2002	8	5	0	6-2	2, 2E	(NR/24)	Ron Zook	Earnest Graham, Rex Grossman, Byron "Bam" Hardmon, Taylor Jacobs, Todd Johnson
2003	8	5	0	6-2	3*, 1*E	(24/25)	Ron Zook	Daryl Dixon, Keiwan Ratliff, Max Starks, Ben Troupe
2004	7	5	0	4-4	5*, 3*E	(NR/25)	Ron Zook, Charlie Strong****	Channing Crowder, Mike Degory, Ciatrick Fason, Travis Harris
2005	9	3	0	5-3	5*, 2*E	(12/16)	Urban Meyer	Vernell Brown, Mike Degory, Jarvis Herring, Chris Leak, Jeremy Mincey
2006	13	1	0	7-1	1^, 1E	(1/1)	Urban Meyer	Dallas Baker, Jemalle Cornelius, Earl Everett, Billy Latsko, Chris Leak, Ray McDonald
2007	9	4	0	5-3	4*, 3E	(13/16)	Urban Meyer	Andre Caldwell, Derrick Harvey, Tony Joiner, Drew Miller, Phil Trautwein
2008	13	1	0	7-1	1^, 1E	(1/1)	Urban Meyer	Louis Murphy, James Smith, Brandon Spikes, Ryan Stamper, Tim Tebow, Phil Trautwein
2009	13	1	0	8-0	2, 1E	(3/3)	Urban Meyer	Brandon James, Joey Sorrentino, Brandon Spikes, Ryan Stamper, Tim Tebow
2010	8	5	0	4-4	7, 2E	(NR/NR)	Urban Meyer	Ahmad Black, Duke Lemmens, A.J. Jones, Lawrence Marsh, Mike Pouncey, Justin Trattou
2011	7	6	0	3-5	7, 3E	(NR/NR)	Will Muschamp	John Brantley, Chris Rainey, Jeff Demps, Will Green, Jaye Howard
2012	11	2	0	7-1	1*, 1E*	(9/10)	Will Muschamp	Jon Bostic, Matt Elam, Mike Gillislee, Jon Halapio, Omar Hunter

Starting in 1992, the SEC went to divisional play.

Rankings: (AP/USA Today/UPI)

— AP began rankings in 1936

— USA Today began rankings in 1982

— UPI ranked teams from 1950-95

\*\*Charley Pell went 1-1-1, coaching the first three games. Galen Hall went 8-0, coaching the final eight games.

\*\*\*Galen Hall went 4-1, coaching the first five games. Gary Darnell went 3-4, coaching the final seven games.

\*\*\*\*Ron Zook went 7-4, coaching the first 11 games. Charlie Strong went 0-1, coaching the final game.

**KEY:**

E - Eastern Division

^ - Won SEC Championship Game

# - Title Vacated

\* - Tie

% - Ineligible for Championship

# ALL-TIME COACHING RECORDS

Period	Coach	Seasons	W	L	T	Pct.
1906-08	James Forsythe	3	14	6	2	0.682
1909-13	G.E. Pyle	5	26	7	3	0.764
1914-16	Charles McCoy	3	9	10	0	0.474
1917-19	Al Buser	3	7	8	0	0.467
1920-22	William Kline	3	19	8	2	0.690
1923-24	J.A. VanFleet	2	12	3	4	0.737
1925-27	Tom Sebring	3	17	11	2	0.600
1928-32	Charles Bachman	5	27	18	3	0.594
1933-35	D.K. Stanley	3	14	13	2	0.517
1936-39	Josh Cody	4	17	24	2	0.419
1940-45	Thomas J. Lieb	5	20	26	1	0.436
1946-49	Raymond B. Wolf	4	13	24	2	0.359
1950-59	Bob Woodruff	10	53	42	6	0.554
1960-69	Ray Graves	10	70	31	4	0.686

Period	Coach	Seasons	W	L	T	Pct.
1970-78	Doug Dickey	9	58	43	2	0.573
1979-84	Charley Pell	5+	33	26	3	0.556
1984-89	Galen Hall	5+	40	18	1	0.686
1989	Gary Darnell	1	3	4	0	0.429
1990-2001	Steve Spurrier	12	122	27	1	0.817
2002-04	Ron Zook	3	23	14	0	0.622
2004	Charlie Strong	1	0	1	0	0.000
2005-10	Urban Meyer	6	65	15	0	0.813
2011-12	Will Muschamp	2	18	8	0	0.692
	<b>Totals</b>	<b>106</b>	<b>680</b>	<b>387</b>	<b>40</b>	<b>0.632</b>

\*No team in 1943

# ALL-TIME VS. OPPONENTS

Team	Games	W	L	T	First Mtg	Last Mtg
Air Force	1	1	0	0	1968	
Akron	1	1	0	0	1990	
Alabama	37	14	23	0	1916	2011
American Legion	1	1	0	0	1922	
Appalachian State	1	1	0	0	2010	
Arkansas	9	8	1	0	1982	2009
Arkansas State	2	2	0	0	1958	1993
Army	3	1	2	0	1923	1978
Athens AC	1	1	0	0	1906	
Auburn	83	38	43	2	1912	2011
Ball St.	1	1	0	0	2000	
Baylor	1	1	0	0	1960	
Boston College	2	1	1	0	1938	1939
Bowling Green	1	1	0	0	2012	
Cal St. Fullerton	1	1	0	0	1987	
California	2	2	0	0	1974	1980
Camp Blanding (63rd Inf.)	1	1	0	0	1945	
Camp Johnson	1	0	1	0	1918	
Carlstrom Flyers	1	0	1	0	1921	
Central Florida (UCF)	2	2	0	0	1999	2006
Central Michigan	1	1	0	0	1997	
Charleston	1	1	0	0	1910	
Charleston Southern	1	1	0	0	2009	
Chicago	2	1	1	0	1926	1930
Cincinnati	2	2	0	0	1984	2009
The Citadel	14	14	0	0	1910	2008
Clemson	13	9	3	1	1911	1961
College of Charleston	2	2	0	0	1911	1912
Columbia AC	2	2	0	0	1907	1910
Columbia College	2	2	0	0	1908	1911
Davidson	1	0	1	0	1927	
Drake	1	1	0	0	1924	
Duke	5	3	2	0	1962	1975
Duquesne	1	1	0	0	1950	
East Carolina	1	1	0	0	1983	
Eastern Michigan	1	1	0	0	2004	
FIU	1	1	0	0	2009	
Florida A&M	1	1	0	0	2003	
Florida Atlantic	2	2	0	0	2007	2011
Florida Southern	14	13	1	0	1913	1930
Florida State	57	34	21	2	1958	2012
Furman	9	6	2	1	1922	2011
Gainesville AC	3	3	0	0	1906	1909
Gainesville Guards	1	1	0	0	1910	
George Washington	2	2	0	0	1955	1960
Georgia	90	40	48	2	1915	2012
Georgia A&M	2	2	0	0	1910	1919
Georgia Southern	2	2	0	0	1986	1996
Georgia Tech	38	9	23	6	1912	1981
Hampden-Sydney	2	1	0	1	1925	1926
Harvard	2	0	2	0	1922	1929
Hawaii	1	1	0	0	2008	
Houston	4	3	1	0	1969	1995
Howard College	2	2	0	0	1921	1922
Illinois	2	2	0	0	1967	1988
Indiana	1	0	1	0	1916	
Indiana State	2	2	0	0	1983	1988
Iowa	3	2	1	0	1983	2005
Jacksonville AC	4	4	0	0	1907	1908
Jacksonville Naval Air Station	2	1	1	0	1942	1944
Jacksonville State	1	1	0	0	2012	
Kansas State	2	2	0	0	1947	1973
Kent State	1	1	0	0	1986	
Kentucky	63	46	17	0	1917	2012
Kings College	1	1	0	0	1914	
Louisiana	1	1	0	0	2012	
Louisiana Tech	2	2	0	0	1989	2005
Louisiana Monroe	1	1	0	0	2001	
Louisville	3	2	1	0	1980	2012
Loyola	1	1	0	0	1951	
LSU	59	31	25	3	1937	2012
Marshall	1	1	0	0	2001	
Maryland	18	12	6	0	1927	2001
Maryville	1	1	0	0	1913	
Mayport Naval Air Station	1	1	0	0	1944	
Memphis State	2	1	1	0	1988	1989
Mercer	17	10	6	1	1906	1928

Team	Games	W	L	T	First Mtg	Last Mtg
Miami (Fla.)	54	26	28	0	1938	2008
Miami (Ohio)	2	1	1	0	1973	2010
Michigan	2	0	2	0	2002	2007
Michigan State	1	0	1	0	1999	
Middle Tennessee State	2	2	0	0	2000	2004
Mississippi	23	10	12	1	1926	2008
Mississippi State	54	33	19	2	1923	2010
Mississippi College	2	1	0	1	1921	1922
Missouri	2	1	1	0	1965	2012
Montana State	1	1	0	0	1988	
Nebraska	2	0	2	0	1974	1995
New Mexico	1	1	0	0	1989	
New Mexico State	1	1	0	0	1994	
Newberry	1	1	0	0	1920	
North Carolina	10	2	7	1	1921	1976
North Carolina State	14	9	4	1	1927	1992
North Texas State	1	0	1	0	1947	
Northeast Louisiana	2	2	0	0	1991	1995
Northwestern	2	2	0	0	1965	1966
Notre Dame	1	0	1	0	1991	
Oglethorpe	4	3	1	0	1919	1922
Ohio	1	1	0	0	2002	
Ohio State	2	2	0	0	2006	2011
Oklahoma	1	1	0	0	2008	
Oklahoma State	1	1	0	0	1990	
Olympics	2	2	0	0	1909	1909
Oregon	1	1	0	0	1929	
Penn State	3	3	0	0	1962	2010
Pittsburgh	1	0	0	1	1977	
Presbyterian	1	1	0	0	1945	
Randolph Macon	2	2	0	0	1941	1942
Rice	8	3	4	1	1953	1977
Richmond	2	2	0	0	1963	1970
Riverside AC	2	2	0	0	1906	1906
Rollins	16	13	2	1	1906	1948
Rutgers	2	1	0	1	1985	1986
San Jose State	2	2	0	0	1991	2003
Savannah AC	1	0	1	0	1906	
Sewanee	9	7	2	0	1914	1938
SMU	4	2	2	0	1964	1978
South Carolina	33	24	6	3	1911	2012
Southern Miss	5	5	0	0	1973	2006
Southwest Louisiana	4	4	0	0	1945	1996
Stetson	19	15	2	2	1908	1953
Syracuse	4	2	2	0	1931	1998
Tallahassee	1	1	0	0	1909	
Tampa	5	5	0	0	1938	1942
Tampa AC	1	1	0	0	1912	
Temple	3	1	2	0	1937	1987
Tennessee	42	23	19	0	1916	2012
Texas	3	0	2	1	1924	1940
Texas A&M	3	2	1	0	1962	2012
Troy	2	2	0	0	2007	2009
Tulane	21	13	6	2	1915	1984
Tulsa	5	4	1	0	1948	1987
U.S. Amphibs Navy	1	0	1	0	1945	
U.S. Infantry	1	1	0	0	1921	
UAB	2	2	0	0	2002	2011
UCLA	5	2	3	0	1931	1987
USC	2	1	0	1	1982	1983
USF	1	1	0	0	2010	
Utah	1	1	0	0	1977	
Vanderbilt	46	35	9	2	1945	2012
Vedado Club	1	1	0	0	1912	
Villanova	4	0	4	0	1940	1946
Virginia	1	1	0	0	1959	
Virginia Tech	2	2	0	0	1934	1985
Virginia Military Institute	1	1	0	0	1929	
Wake Forest	4	4	0	0	1923	1957
Washington & Lee	6	5	0	1	1924	1929
Washington	1	0	1	0	1989	
West Texas State	1	1	0	0	1982	
West Virginia	2	1	1	0	1981	1993
Western Carolina	1	1	0	0	2006	
Western Kentucky	1	1	0	0	2007	
Western Michigan	1	1	0	0	1999	
Wofford	1	1	0	0	1914	
Wyoming	2	2	0	0	1951	2005









# FLORIDA FIELD RECORDS

## OFFENSIVE TEAM RECORDS

### Rushing Yards:

531 vs. Utah, 1977  
 466 vs. New Mexico, 1989  
 454 vs. Vanderbilt, 1975  
 415 vs. Houston, 1976  
 404 vs. Duke, 1975  
 394 vs. The Citadel, 2008  
 394 vs. West Texas, 1982  
 393 vs. Cincinnati, 1984  
 391 vs. Duke, 1974  
 390 vs. Furman, 1950  
 370 vs. Rice, 1976  
 370 vs. Tennessee, 1977  
 369 vs. Charleston Southern, 2009  
 364 vs. Florida State, 1973  
 362 vs. Vanderbilt, 1989  
 356 vs. Florida State, 1975  
 348 vs. Mississippi State, 1987

### Passing Yards:

512 vs. SW Louisiana, 1993  
 506 vs. Northern Illinois, 1995  
 471 vs. Northern Illinois, 1991  
 463 vs. Southern Miss., 1994  
 452 vs. Kentucky, 1998  
 449 vs. Mississippi State, 1993  
 443 vs. Florida State, 1995  
 433 vs. UCF, 2006  
 420 vs. South Carolina, 1994  
 414 vs. South Carolina, 1998  
 409 vs. Houston, 1969  
 407 vs. The Citadel, 1998  
 403 vs. Vanderbilt, 1995  
 399 vs. New Mexico State, 1994  
 394 vs. Georgia Southern, 1996  
 394 vs. Oklahoma State, 1990

### Total Offense:

774 vs. West Texas State, 1982  
 708 vs. Central Michigan, 1997  
 705 vs. The Citadel, 2008  
 695 vs. Northern Illinois, 1995  
 663 vs. Troy, 2009  
 658 vs. Georgia Southern, 1996  
 642 vs. SW Louisiana, 1993  
 637 vs. UCF, 2006  
 635 vs. LSU, 1996  
 629 vs. Western Michigan, 1999  
 625 vs. Auburn, 1996  
 624 vs. Charleston Southern, 2009  
 619 vs. Mississippi State, 1993  
 618 vs. New Mexico State, 1994  
 615 vs. Houston, 1976  
 604 vs. Northern Illinois, 1991  
 595 vs. Akron, 1990  
 594 vs. The Citadel, 1998

## OFFENSIVE INDIVIDUAL RECORDS

### Rushing Yards:

316 – Emmitt Smith vs. New Mexico, 1989  
 210 – Ciatrick Fason vs. Kentucky, 2004  
 204 – Jimmy DuBose vs. Florida State, 1975  
 202 – Emmitt Smith vs. Vanderbilt, 1989  
 199 – Chuck Hunsinger vs. Furman, 1949  
 193 – Errict Rhett vs. Kentucky, 1992  
 180 – Jimmy DuBose vs. Vanderbilt, 1975  
 179 – John L. Williams vs. West Texas State, 1982  
 177 – Bobby Forbes vs. Jacksonville NAS, 1944  
 175 – Emmitt Smith vs. Temple, 1987  
 173 – Emmitt Smith vs. Mississippi State, 1987  
 170 – Errict Rhett vs. Alabama, 1991  
 167 – Percy Harvin vs. South Carolina, 2008  
 165 – Neal Anderson vs. Indiana State, 1983  
 164 – Emmitt Smith vs. Mississippi State, 1988  
 162 – Fred Taylor vs. Florida State, 1997  
 160 – Neal Anderson vs. Tennessee, 1985

### Longest Rushing Plays:

96 – Emmitt Smith vs. Mississippi State, 1988  
 91 – Willie Wilder vs. Mississippi State, 1976  
 86 – John L. Williams vs. West Texas State, 1982  
 84 – Bobby Lance vs. Auburn, 1954  
 90 – Percy Harvin vs. South Carolina, 2008  
 80 – Jimmy DuBose vs. Vanderbilt, 1975  
 76 – Chris Rainey vs. Charleston Southern, 2009  
 75 – Bob Hoover vs. Texas A&M, 1962  
 75 – Lorenzo Hampton vs. West Texas State, 1982

### Passing Yards:

458 – Eric Kresser vs. Northern Illinois, 1995  
 449 – Danny Wuerffel vs. Mississippi State, 1993  
 448 – Terry Dean vs. SW Louisiana, 1993  
 443 – Danny Wuerffel vs. Florida State, 1995  
 381 – Danny Wuerffel vs. Tennessee, 1995  
 362 – Shane Matthews vs. Kentucky, 1991  
 360 – Doug Johnson vs. South Carolina, 1998  
 357 – Danny Wuerffel vs. South Carolina, 1994  
 352 – Chris Leak vs. UCF, 2006  
 351 – Shane Matthews vs. Mississippi State, 1990  
 346 – Danny Wuerffel vs. Auburn, 1993  
 343 – Doug Johnson vs. Tennessee, 1999  
 343 – Kerwin Bell vs. Florida State, 1985  
 342 – John Reaves vs. Houston, 1969  
 340 – Shane Matthews vs. Kentucky, 1992  
 338 – Tim Tebow vs. Florida Atlantic, 2007  
 336 – Shane Matthews vs. Northern Illinois, 1991

### Receiving Yards:

222 – Travis McGriff vs. South Carolina, 1998  
 199 – Chris Doering vs. Mississippi State, 1993  
 192 – Ike Hilliard vs. Florida State, 1995  
 186 – Percy Harvin vs. Ole Miss, 2008  
 185 – Jacquez Green vs. Tennessee, 1997  
 182 – Carlos Alvarez vs. Houston, 1969  
 169 – Chris Doering vs. Vanderbilt, 1995  
 168 – Jabar Gaffney vs. South Carolina, 2000  
 165 – Chris Collinsworth vs. Mississippi State, 1978  
 164 – Andre Caldwell vs. Florida Atlantic, 2007  
 163 – Wes Chandler vs. Auburn, 1976  
 161 – Darrell Jackson vs. Tennessee 1999  
 161 – Wes Chandler vs. SMU, 1975  
 161 – Ricky Nattiel vs. Florida State, 1985  
 156 – Ike Hilliard vs. Auburn, 1996  
 153 – Jack Jackson vs. SW Louisiana, 1993

### Consecutive Completions:

17 – Chris Leak vs. Wyoming, 2005

### Longest Passing Plays:

96 – Eric Kresser to Jacquez Green vs. Northern Illinois, 1995  
 92 – Kyle Morris to Stacey Simmons vs. Montana State, 1988  
 87 – Eric Kresser to Reidel Anthony vs. Southern Miss., 1994  
 84 – Kyle Morris to Tony Lomack vs. Louisiana Tech, 1989  
 83 – John Brantley to Chris Rainey vs. Tennessee, 2011  
 82 – Kerwin Bell to Frankie Neal vs. Florida State, 1985  
 80 – John Brantley to Andre Debose vs. Furman, 2011  
 80 – Chris Leak to Chad Jackson vs. Louisiana Tech, 2005  
 77 – Kyle Morris to Stacey Simmons vs. Indiana State, 1988  
 77 – Tim Tebow to Deonte Thompson vs. Arkansas, 2009  
 77 – Danny Wuerffel to Jacquez Green vs. Vanderbilt, 1995

### Total Offense:

460 – Eric Kresser vs. Northern Illinois, 1995; 458 pass, 2 run  
 428 – Danny Wuerffel vs. Mississippi State, 1993; 449 pass, -21 run  
 424 – Tim Tebow vs. South Carolina, 2007; 304 pass, 120 run  
 418 – Terry Dean vs. SW Louisiana, 1993; 448 pass, -30 run  
 407 – Danny Wuerffel vs. Florida State, 1995; 443 pass, -36 run  
 377 – Danny Wuerffel vs. Tennessee, 1995; 381 pass, -4 run  
 375 – Doug Johnson vs. South Carolina, 1998; 360 pass, 15 run  
 369 – Tim Tebow vs. Florida Atlantic, 2007; 338 pass, 31 run  
 368 – Chris Leak vs. UCF, 2006; 352 pass, 16 run  
 360 – Tim Tebow vs. Tennessee, 2007; 299 pass, 61 run  
 358 – Danny Wuerffel vs. South Carolina, 1994; 357 pass, 1 run  
 357 – Shane Matthews vs. Kentucky, 1991; 362 pass, -5 run  
 352 – Doug Johnson vs. Tennessee, 1999; 343 pass, 9 run  
 351 – Tim Tebow vs. Florida State, 2007; 262 pass, 89 run  
 349 – Shane Matthews vs. Mississippi State, 1990; 351 pass, -2 run  
 338 – Tim Tebow vs. Western Kentucky, 2007; 300 pass, 38 run

### THE SWAMP quick facts:

Seasons: 83 (first season was 1930)  
 Record: 310-97-13 (.754)  
 UF vs. SEC: 143-60-7 (.698)  
 Capacity: 88,548  
 Largest Crowd: 90,907 – November 28, 2009 vs. Florida State  
 Longest Winning Streak: 30 games  
 (October 29, 1994 – September 18, 1999)  
 Largest Margin of Victory: 76 (82-6 vs. Central Michigan, 1997)

### 2012 College Football Attendance Leaders

1. Michigan	112,252
2. Ohio State	105,330
3. Alabama	101,722
4. Texas	100,884
5. Penn St.	96,730
6. Georgia	92,703
7. LSU	92,626
8. Tennessee	89,965
9. USC	87,945
10. FLORIDA	87,597

### Florida Field Best Seasonal Attendance Average

2009	90,635	1999	85,493
2008	90,544	1997	85,463
2010	90,511	2001	85,432
2006	90,409	1996	85,404
2007	90,388	1998	85,299
2005	90,177	1994	85,284
2011	89,061	2000	85,253
2004	88,409	2002	85,185

### Longest Home Win Streaks in Florida History

Games	Started	Ended
30	10/29/1994	10/2/1999
23	9/8/1990	11/27/1993
20	11/28/1909	10/20/1917
18	10/16/2004	9/30/2007
17	9/12/1981	9/8/1984
17	11/17/1973	10/8/1977

### Home Records Since 1990

	Record	Pct.
1. FLORIDA	129-18	.8775
2. Nebraska	136-19	.8774
3. Florida State	109-20-1	.842
4. Kansas State	123-23-1	.840
5. Texas A&M	111-31-1	.780

# FLORIDA FIELD TIMELINE

## 1906-11

When the Gator football program started in 1906 under Head Coach James Forsythe, prior to the existence of The Swamp, Florida played home football games in Gainesville at the "ball park field," which is now located on the old Arlington Street bordering the Utility Center. The Gators compiled an 18-1-1 record from 1906-11.

## 1912-29

From 1912-29, Florida football was played at Fleming Field on the UF campus. Situated just north of the current Ben Hill Griffin Stadium, the Gators went 46-6-1 on Fleming Field prior to playing on Florida Field.

## April 16, 1930

Construction begins on original Florida Field.

## October 27, 1930

Construction completed on original Florida Field (capacity 21,769). The original stadium consisted of the lower half of the current stadium.

## November 8, 1930

Dedication of Florida Field as sellout crowd of 21,769 watches Florida vs. Alabama. The legendary Red Barber, a UF student, called the play-by-play.

## October 13, 1934

Florida Field dedicated to memory of servicemen who died in World War I.

## December 16, 1949

Plans drawn to add 11,200 seats to west stands. Expansion completed for 1950 season, bringing total capacity, including temporary bleachers, to 40,116.

## September 23, 1950

The first night game is played at Florida Field vs. The Citadel.

## December 1965

Construction started on the 10,000-seat addition on the east side, bringing permanent seating to 56,164. Also, temporary bleachers were moved into the south end zone for total capacity of 62,800 during 1966 season.

## April 1971

Artificial surface installed.

## August 1982

Completion of south end zone, bringing capacity to 72,000. Athletic training center, skybox tower and modern press box also involved in this project.

## September 9, 1989

Football stadium named Ben Hill Griffin Stadium at Florida Field during dedication ceremonies. The stadium is named in honor of Ben Hill Griffin Jr., a life-long Gator supporter and fan who had been extremely benevolent and generous to several sectors at the University of Florida.

## June 30, 1990

Natural grass replaced the artificial turf at Florida Field.

## September 1991

Construction completed on new north end zone. Capacity stood at 83,000, making Florida Field one of the eight largest on-campus collegiate football stadiums in the nation and the largest stadium in the state of Florida. The north end zone addition cost \$17 million, but involved no state funding.

## November 30, 1991

Ben Hill Griffin Stadium became the site of the largest football crowd (collegiate or professional) in state of Florida history (85,461 vs. Florida St.). During the 1991 and 1992 seasons, the stadium was the site of the 12 largest crowds in state history.

## October 12, 1991

The official dedication of the new north end zone was held as Florida played Tennessee. Red Barber, who called the original dedication game in 1930, was UF's special guest of honor.

## End of 1991 Season

Head Coach Steve Spurrier tagged Ben Hill Griffin Stadium at Florida Field "The Swamp." Spurrier says, "The Swamp is where Gators live. We feel comfortable there, but we hope our opponents feel tentative. A swamp is hot and sticky and can be dangerous."

## Prior to 1998 Season

Florida completed a \$5 million renovation of the Ben Hill Griffin Training Complex in the south end zone, making the facility one of the nation's elite.

## Prior to 2003 Season

Construction was completed on a two-year, \$50 million stadium expansion/renovation that included the addition of 2,900 luxury club seats, expanded press level, renovated and enlarged Bull Gator Deck, enlarged President's Suite and 34 additional suites funded by private support from Gator Boosters and fans.

## Prior to 2004 Season

A high-resolution video board highlighted the brand new Daktronics scoreboard in the north end of Ben Hill Griffin Stadium. In addition, a state-of-the-art sound system was installed throughout the stadium. The project cost was \$2 million.

## February 2007

Construction to the southwest area of the stadium began, including renovation to the football offices, weight room, training room and team areas.

## August 2008

The \$28 million in construction and renovation to the James W. "Bill" Heavener Football Complex was completed, including an expansion of the strength and conditioning room, a new Gator Room, renovation to the football offices and a trophy complex with a tribute to Gator greats.

## August 2009

Prior to the 2009 season, construction was completed on a \$5.6 million project installing Daktronics HD-16 high resolution screens to replace the old north and south end zone scoreboards.

## April 2011

Statues of Florida's three Heisman winners -- Steve Spurrier, Danny Wuerffel and Tim Tebow -- were unveiled on the west side of the stadium at halftime of the spring game.

## Prior to 2012 Season

Renovations to the West Concourse resulted in enhanced restroom facilities, better overall lighting, improved crowd circulation and wider concessions with more points of sale, including new food items not previously offered in the stadium.

### BEN HILL GRIFFIN STADIUM AT FLORIDA FIELD

#### Top Attendance Games

	Att.	Date	Opponent	W/L
1.	90,907	November 28, 2009	Florida State	W 37-10
2.	90,894	September 19, 2009	Tennessee	W 23-13
3.	90,888	October 1, 2011	Alabama	L 10-38
4.	90,885	November 13, 2010	South Carolina	L 14-36
5.	90,883	October 20, 2012	South Carolina	W 44-11
6.	90,833	September 6, 2008	Miami (FL)	W 26-3
7.	90,824	October 6, 2012	LSU	W 14-6
8.	90,798	November 26, 2011	Florida State	L 7-21
9.	90,744	September 17, 2011	Tennessee	W 33-23
10.	90,721	October 9, 2010	LSU	L 29-33
11.	90,716	September 17, 2005	Tennessee	W 16-7
12.	90,714	October 7, 2006	LSU	W 23-10
13.	90,707	September 15, 2007	Tennessee	W 59-20
14.	90,707	September 3, 2005	Wyoming	W 32-14
15.	90,703	November 11, 2006	South Carolina	W 17-16
16.	90,694	November 7, 2009	Vanderbilt	W 27-3
17.	90,685	September 29, 2007	Auburn	L 17-20
18.	90,684	October 11, 2008	LSU	W 51-21
19.	90,669	November 26, 2005	Florida State	W 34-7
20.	90,646	November 15, 2008	South Carolina	W 56-6

# SHUTOUTS

1906	Gainesville AC	6-0
1906	Rollins	6-0
1906	Jacksonville AC	19-0
1906	Athens AC	10-0
1906	Jacksonville AC	39-0
1907	Columbia AC	6-0
1907	Jacksonville AC	21-0
1907	Jacksonville AC	17-0
1908	Jacksonville AC	4-0
1908	Columbia College	6-0
1908	Jacksonville AC	37-0
1909	Gainesville AC	5-0
1909	Rollins	14-0
1909	Olympics	11-0
1909	Olympics	28-0
1909	Tallahassee AC	26-0
1910	Gainesville Guards	23-0
1910	Georgia A&M	52-0
1910	Rollins	38-0
1910	Charleston	34-0
1910	Columbia	33-0
1911	Columbia	9-0
1911	Stetson	27-0
1911	College of Charleston	21-0
1912	College of Charleston	78-0
1912	Tampa AC	44-0
1912	Vedado Club	28-0
1913	Florida Southern	144-0
1913	Maryville	39-0
1913	Mercer	24-0
1914	Kings College	36-0
1914	Florida Southern	59-0
1914	Wofford	36-0
1914	The Citadel	7-0
1914	Mercer	14-0
1915	Florida Southern	45-0
1915	The Citadel	6-0
1919	Mercer	48-0
1919	Stetson	64-0
1919	South Carolina	13-0
1920	Newberry	21-0
1920	Florida Southern	13-0
1920	Mercer	30-0
1920	Stetson	21-0
1920	Stetson	36-0
1921	U.S. Infantry	6-0

1921	Rollins	33-0
1921	Mercer	7-0
1921	Howard	34-0
1922	Rollins	19-0
1922	American Legion	14-0
1922	Howard College	57-0
1922	Mississippi College	58-0
1922	Oglethorpe	12-0
1923	Rollins	28-0
1923	Stetson	27-0
1923	Southern	53-0
1924	Rollins	77-0
1924	Wake Forest	34-0
1924	Florida Southern	27-0
1924	Mississippi State	27-0
1924	Drake	10-0
1925	Mercer	24-0
1925	Florida Southern	9-0
1925	Rollins	65-0
1925	Clemson	42-0
1925	Mississippi State	12-0
1926	Florida Southern	16-0
1926	Clemson	33-0
1928	Florida Southern	26-0
1928	Auburn	27-0
1928	Mercer	73-0
1929	Southern	54-0
1929	Auburn	19-0
1930	N.C. State	27-0
1930	Auburn	7-0
1930	Chicago	19-0
1930	Clemson	27-0
1931	N.C. State	31-0
1932	Sewanee	19-0
1933	Stetson	28-0
1933	North Carolina	9-0
1933	Maryland	19-0
1934	N.C. State	14-0
1934	Stetson	14-0
1935	Stetson	34-0
1935	Sewanee	20-0
1935	South Carolina	22-0
1936	Stetson	32-0
1937	Stetson	18-0
1937	Sewanee	21-0
1937	Georgia	6-0

1938	Tampa	33-0
1939	Stetson	21-0
1939	Boston College	7-0
1939	Tampa	7-0
1939	Maryland	14-0
1939	Miami	13-0
1940	Tampa	23-0
1940	Maryland	19-0
1941	Randolph Macon	26-0
1941	Miami	14-0
1942	Randolph Macon	45-0
1942	Auburn	6-0
1944	Miami	13-0
1945	SW Louisiana	45-0
1945	Presbyterian	41-0
1949	The Citadel	13-0
1951	Wyoming	13-0
1952	The Citadel	33-0
1952	Georgia	30-0
1952	Kentucky	27-0
1953	Stetson	45-0
1953	The Citadel	60-0
1954	Mississippi State	7-0
1954	Tennessee	14-0
1955	George Washington	28-0
1956	Mississippi State	26-0
1956	Rice	7-0
1956	Auburn	20-0
1956	Georgia	28-0
1957	Wake Forest	27-0
1957	Georgia	22-0
1957	Miami	14-0
1959	Tulane	30-0
1960	Florida State	3-0
1960	Vanderbilt	12-0
1960	Miami	18-0
1961	Vanderbilt	7-0
1963	Vanderbilt	21-0
1963	Florida State	7-0
1964	South Carolina	37-0
1964	Auburn	14-0
1965	Ole Miss	17-0
1966	Vanderbilt	13-0
1967	Illinois	14-0
1967	Tulane	35-0
1970	Richmond	20-0

1972	Ole Miss	16-0
1972	Kentucky	40-0
1973	Florida State	49-0
1975	Vanderbilt	35-0
1978	Mississippi State	34-0
1980	Louisville	13-0
1984	Syracuse	16-0
1984	Georgia	27-0
1985	LSU	20-0
1985	SW Louisiana	45-0
1987	Tulsa	52-0
1987	Cal-State Fullerton	65-0
1988	Mississippi State	69-0
1988	Indiana State	58-0
1988	Mississippi State	17-0
1989	Mississippi State	21-0
1990	Akron	59-0
1991	Alabama	35-0
1991	LSU	16-0
1993	Vanderbilt	52-0
1994	Tennessee	31-0
1996	Kentucky	65-0
2000	Middle Tennessee	55-0
2001	Mississippi State	52-0
2006	Central Florida	42-0
2006	Western Carolina	62-0
2011	UAB	39-0
2012	Kentucky	38-0
2012	Jacksonville St.	23-0

## TOTAL SHUTOUTS: 167

### BY DECADE

1906-09:	16
1910-19:	24
1920-29:	34
1930-39:	24
1940-49:	10
1950-59:	17
1960-69:	12
1970-79:	6
1980-89:	11
1990-99:	6
2000-09:	4
2010-present:	3

# MARGIN OF VICTORY 40+

1910	Georgia A&M	52-0
1912	College of Charleston	78-0
1912	Tampa AC	44-0
1913	Florida Southern	144-0
1914	Florida Southern	59-0
1915	Florida Southern	45-0
1919	Mercer	48-0
1919	Stetson	64-0
1922	Howard College	57-0
1922	Mississippi College	58-0
1923	Florida Southern	53-0
1924	Rollins	77-0
1925	Rollins	65-0
1925	Clemson	42-0
1928	Mercer	73-0
1928	Sewanee	71-6
1928	Washington & Lee	60-6
1929	Southern	54-0
1930	Georgia Tech	55-7
1940	Miami	46-6
1941	Tampa	46-6
1942	Randolph Macon	45-0
1945	SW Louisiana	45-0
1945	Presbyterian	41-0

1952	Clemson	54-13
1953	Stetson	45-0
1953	The Citadel	60-0
1958	Arkansas State	51-7
1959	Virginia	55-10
1969	North Carolina	52-2
1972	Kentucky	40-0
1973	Florida State	49-0
1975	Kentucky	48-7
1977	Rice	48-3
1981	Ole Miss	49-3
1982	West Texas State	77-14
1984	Tulane	63-21
1985	SW Louisiana	45-0
1986	Kent State	52-9
1987	Tulsa	52-0
1987	Cal-State Fullerton	65-0
1988	Montana State	69-0
1988	Indiana State	58-0
1990	Oklahoma State	50-7
1990	Akron	59-0
1990	Auburn	48-7
1993	LSU	58-3
1993	SW Louisiana	61-14

1993	Vanderbilt	52-0
1994	New Mexico State	70-21
1994	Kentucky	73-7
1995	South Carolina	63-7
1996	Georgia Southern	62-14
1996	Kentucky	65-0
1996	LSU	56-13
1996	Auburn	51-10
1996	Georgia	47-7
1997	Central Michigan	82-6
1997	Arkansas	56-7
2000	Middle Tennessee	55-0
2001	Louisiana-Monroe	55-6
2001	Mississippi State	52-0
2001	Vanderbilt	71-13
2002	UAB	51-3
2003	San Jose State	65-3
2003	Florida A&M	63-3
2006	UCF	42-0
2006	Western Carolina	62-0
2007	Western Kentucky	49-3
2008	Hawaii	56-10
2008	Kentucky	63-5
2008	South Carolina	56-6

2008	The Citadel	70-19
2009	Charleston Southern	62-3
2009	Troy	56-6
2009	FIU	62-3
2010	Vanderbilt	55-14

## TOTAL 40+ POINT WINS: 77

### BY DECADE

1906-09:	0
1910-19:	8
1920-29:	10
1930-39:	1
1940-49:	5
1950-59:	5
1960-69:	1
1970-79:	4
1980-89:	9
1990-99:	16
2000-09:	17
2010-present:	1

# SITUATIONAL RECORDS

## RECORD VS. DEFENDING NATIONAL CHAMPION

Date	Opponent (Location)	W/L	Score
11/13/26	Alabama (Montgomery)	L	0-49
11/12/27	Alabama (Montgomery)	W	13-6
10/19/29	Georgia Tech (Atlanta)	L	6-19
11/15/52	Tennessee (Knoxville)	L	12-26
11/1/58	Auburn (Gainesville)	L	5-6
10/24/59	LSU (Gainesville)	L	0-9
10/8/77	Pittsburgh (Gainesville)	T	17-17
10/13/79	Alabama (Gainesville)	L	0-40
11/7/81	Georgia (Jacksonville)	L	21-26
9/1/84	Miami (Tampa)	L	20-32
12/4/93	Alabama* (Birmingham)	W	28-13
11/26/94	Florida State (Tallahassee)	T	31-31
9/18/99	Tennessee (Gainesville)	W	23-21
11/18/00	Florida State (Tallahassee)	L	7-30
9/7/02	Miami (Gainesville)	L	16-41
10/11/08	LSU (Gainesville)	W	51-21
10/2/10	Alabama (Tuscaloosa)	L	6-31
10/15/11	Auburn (Auburn)	L	6-17

\*SEC Championship Game

All-Time:	4-12-2
Home:	2-4-1
Away:	1-6-1
Neutral:	1-2-0
vs. SEC teams:	4-7-0

## MEMORABLE RAIN GAMES (Since 1969)

Rain amounts from Weather Underground (wunderground.com)

Date	Opponent (Location)	W/L	Score	Rain
11/9/69	Georgia (Jacksonville)	L	51-0	n/a
11/25/72	LSU (Gainesville)	T	3-3	n/a
9/19/92	Tennessee (Knoxville)	L	31-14	0.01 in
10/30/93	Georgia (Jacksonville)	W	33-26	1.80 in
9/17/94	Tennessee (Knoxville)	W	31-0	0.75 in
9/16/95	Tennessee (Gainesville)	W	62-37	0.14 in
9/14/02 @	Ohio (Gainesville)	W	34-6	1.70 in
9/21/02	Tennessee (Knoxville)	W	30-13	2.25 in
9/11/04 #	Eastern Michigan (Gainesville)	W	49-10	0.17 in
9/1/07 §	Western Kentucky (Gainesville)	W	49-3	0.08 in
11/29/08	Florida State (Tallahassee)	W	45-15	1.34 in

@ – 46 minute lightning delay

# – 104 minute lightning delay

§ – Game called with 8:23 left in fourth quarter after 72 minute delay due to lightning

## BEFORE AND AFTER BYE WEEKS (Since 1990)

Overall after a bye:	29-9
Home after a bye:	9-2
Away after a bye:	8-4
Neutral after a bye:	12-3
Overall before a bye:	26-12
Home before a bye:	18-3
Away before a bye:	8-9

### Will Muschamp

Muschamp After a Bye Week:

1-1 (1-0 Home, 0-0 Away, 0-1 Neutral)

10/29/11	Georgia (Jacksonville)	L	20-24
10/6/12	LSU (Gainesville)	W	14-6

Muschamp Before a Bye Week:

1-1 (1-0 Home, 0-1 Away, 0-0 Neutral)

10/15/11	Auburn (Auburn)	L	6-17
9/22/12	Kentucky (Gainesville)	W	38-0

### Urban Meyer

Meyer After a Bye Week:

8-0 (2-0 Home, 3-0 Away, 3-0 Neutral)

10/29/05	Georgia (Jacksonville)	W	14-10
11/26/05	Florida State (Gainesville)	W	34-7
10/28/06	Georgia (Jacksonville)	W	21-14
10/20/07	Kentucky (Lexington)	W	45-37
9/20/08	Tennessee (Knoxville)	W	30-6
10/25/08	Kentucky (Gainesville)	W	63-5
10/10/09	LSU (Baton Rouge)	W	13-3
10/30/10	Georgia (Jacksonville)	W	34-31/OT

Meyer Before a Bye Week:

3-5 (2-1 Home, 1-4 Away)

10/15/05	LSU (Baton Rouge)	L	17-21
11/12/05	South Carolina (Columbia)	L	22-30
10/14/06	Auburn (Auburn)	L	17-27
10/6/07	LSU (Baton Rouge)	L	24-28
9/6/08	Miami (Gainesville)	W	26-3
10/11/08	LSU (Gainesville)	W	51-21
9/26/09	Kentucky (Lexington)	W	41-7
10/16/10	Mississippi St. (Gainesville)	L	7-10

### Ron Zook

Zook After a Bye Week:

2-2 (0-1 Home, 0-1 Away, 2-0 Neutral)

11/2/02	Georgia (Jacksonville)	W	20-13
11/30/02	Florida State (Tallahassee)	L	14-31
11/1/03	Georgia (Jacksonville)	W	16-13
11/29/03	Florida State (Gainesville)	L	34-38

Zook Before a Bye Week:

4-0 (2-0 Home, 2-0 Away)

10/19/02	Auburn (Gainesville)	W	30-23
11/16/02	South Carolina (Gainesville)	W	28-7
10/18/03	Arkansas (Fayetteville)	W	33-28
11/15/03	South Carolina (Columbia)	W	24-22

### Steve Spurrier

Spurrier After a Bye Week:

18-6 (6-1 Home, 5-3 Away, 7-2 Neutral)

11/3/90	Auburn (Gainesville)	W	48-7
12/1/90	Florida State (Tallahassee)	L	30-45
11/2/91	Auburn (Auburn)	W	31-10
11/30/91	Florida State (Gainesville)	W	14-9
10/1/92	Mississippi State (Starkville)	L	6-30
10/2/93	Mississippi State (Gainesville)	W	38-24
10/30/93	Georgia (Jacksonville)	W	33-26
10/1/94	Ole Miss (Oxford)	W	38-14
10/29/94	Georgia (Gainesville)	W	52-14
9/30/95	Ole Miss (Gainesville)	W	28-10
10/28/95	Georgia (Athens)	W	52-17
10/21/96	Tennessee (Knoxville)	W	35-29
11/2/96	Georgia (Jacksonville)	W	47-7
11/30/96	Florida State (Tallahassee)	L	21-24
9/20/97	Tennessee (Gainesville)	W	33-20
11/1/97	Georgia (Jacksonville)	L	17-37
10/31/98	Georgia (Jacksonville)	W	38-7
10/30/99	Georgia (Jacksonville)	W	30-14
12/4/99	Alabama (Atlanta)*	L	7-34
10/28/00	Georgia (Jacksonville)	W	34-23
12/2/00	Auburn (Atlanta)*	W	28-6
9/22/01	Kentucky (Lexington)	W	44-10
10/27/01	Georgia (Jacksonville)	W	24-10
12/1/01	Tennessee (Gainesville)	L	32-34

\*SEC Championship Game

Spurrier Before a Bye Week:

18-6 (13-2 Home, 5-4 Away)

10/20/90	Akron (Gainesville)	W	59-0
11/17/90	Kentucky (Lexington)	W	47-15
10/19/91	Northern Illinois (Gainesville)	W	41-10
11/16/91	Kentucky (Gainesville)	W	35-26
9/19/92	Tennessee (Knoxville)	L	14-31
9/18/93	Tennessee (Gainesville)	W	41-34
10/16/93	Auburn (Auburn)	L	35-38
9/17/94	Tennessee (Knoxville)	W	31-0
10/15/94	Auburn (Auburn)	L	33-36
9/16/95	Tennessee (Gainesville)	W	62-37
10/14/95	Auburn (Auburn)	W	49-38
9/7/96	Georgia Southern (Gainesville)	W	62-14
10/19/96	Auburn (Gainesville)	W	51-10
11/16/96	South Carolina (Gainesville)	W	52-25
9/6/97	Central Michigan (Gainesville)	W	82-6
10/18/97	Auburn (Auburn)	W	24-10
10/17/98	Auburn (Gainesville)	W	24-3
10/16/99	Auburn (Auburn)	W	32-14
11/20/99	Florida State (Gainesville)	L	23-30
10/14/00	Auburn (Gainesville)	W	38-7
11/18/00	Florida State (Tallahassee)	L	7-30
9/8/01	Louisiana-Monroe (Gainesville)	W	55-6
10/14/01	Auburn (Gainesville)	L	20-23
11/17/01	Florida State (Gainesville)	W	37-13

# FLORIDA'S UNIFORM SELECTION

Since 2005

## The last time Florida wore...

White Tops & White Pants	vs. Georgia	Oct. 27, 2012	L, 9-17
Blue Tops & Blue Pants	vs. South Carolina	Oct. 20, 2012	W, 44-11
Blue Tops & White Pants	vs. Jacksonville St.	Nov. 17, 2012	W, 23-0
White Tops & Blue Pants	vs. Florida State	Nov. 27, 2010	L, 7-31
White Tops & Orange Pants	at Florida State	Nov. 24, 2012	W, 37-26
Orange Tops & White Pants	vs. Louisiana	Nov. 10, 2012	W, 27-20
Blue Tops & Orange Pants	vs. Louisville	Jan. 2, 2013	L, 23-33

## Since 2005 season, UF is:

Uniforms:	Record	Points For:	Points Against:
Blue Tops & White Pants	39-9	1,751	757
Blue Tops & Blue Pants	12-3	486	242
White Tops & White Pants	11-4	451	287
White Tops & Blue Pants	14-3	464	313
White Tops & Orange Pants	2-2	95	102
Orange Tops & White Pants	2-1	97	56
Blue Tops & Orange Pants	0-1	23	33

## 2012 Season

Date	Opponent	Top/Pant	W/L	Score
9/1/2012	Bowling Green	Blue/White	W	27-14
9/8/2012	Texas A&M	White/White	W	20-17
9/15/2012	Tennessee	White/White	W	37-20
9/22/12	Kentucky	Blue/White	W	38-0
10/6/12	LSU	Blue/Blue	W	14-6
10/13/12	Vanderbilt	White/White	W	31-17
10/21/12	South Carolina	Blue/Blue	W	44-11
10/27/12	Georgia	White/White	L	9-17
11/3/12	Missouri	Blue/White	W	14-7
11/10/12	Louisiana	Orange/White	W	27-20
11/17/12	Jacksonville State	Blue/White	W	23-0
11/24/12	Florida State	White/Orange	W	37-26
1/2/13	Louisville (SB)	Blue/Orange	L	23-33

## 2011 Season

Date	Opponent	Top/Pant	W/L	Score
9/3/2011	Florida Atlantic	Orange/White	W	41-3
9/10/2011	UAB	Blue/White	W	39-0
9/17/2011	Tennessee	Blue/White	W	33-23
9/24/2011	at Kentucky	White/White	W	48-10
10/1/2011	Alabama	Blue/White	L	10-38
10/8/2011	at LSU	Blue/White	L	11-41
10/15/2011	at Auburn	White/Orange	L	6-17
10/29/2011	vs. Georgia	Blue/White	L	20-24
11/5/2011	Vanderbilt (HC)	Blue/White	W	26-21
11/12/2011	at South Carolina	White/White	L	12-17
11/19/2011	Furman	Blue/White	W	54-32
11/26/2011	Florida St.	Blue/Blue	L	7-21
1/2/2012	vs. Ohio St.	Blue/White	W	17-24

## 2010 Season

Date	Opponent	Top/Pant	W/L	Score
9/4/2010	Miami University	Blue/White	W	34-12
9/11/2010	South Florida	Blue/White	W	38-14
9/18/2010	at Tennessee	White/Blue	W	31-17
9/25/2010	Kentucky	Blue/White	W	48-14
10/2/2010	at Alabama	White/Blue	L	6-31
10/9/2010	LSU	Orange/White	L	29-33
10/16/2010	Mississippi St. (HC)	Blue/White	L	7-10
10/30/2010	vs. Georgia	White/Blue	W (OT)	34-31
11/6/2010	at Vanderbilt	White/Blue	W	55-14
11/13/2010	South Carolina	Blue/Blue	L	14-36
11/20/2010	Appalachian St.	Blue/White	W	48-10
11/27/2010	at Florida St.	White/Blue	L	7-31
1/1/2011	vs. Penn St.	White/White	W	37-24

## 2009 Season

Date	Opponent	Top/Pant	W/L	Score
9/5/2009	Charleston So.	Blue/White	W	62-3
9/12/2009	Troy	Blue/White	W	56-6
9/19/2009	Tennessee	Blue/Blue	W	23-13
9/26/2009	at Kentucky	White/Blue	W	41-7
10/10/2009	at LSU	Blue/Blue	W	13-3
10/17/2009	Arkansas (HC)	Blue/White	W	23-20
10/24/2009	at Mississippi St.	White/White	W	29-19
10/31/2009	vs. Georgia	Blue/Blue	W	41-17
11/7/2009	Vanderbilt	Blue/White	W	27-3
11/14/2009	at South Carolina	White/White	W	24-14
11/23/2009	FIU	Blue/White	W	62-3
11/28/2009	Florida St.	Blue/Blue	W	37-10
12/5/2009	vs. Alabama	White/White	L	32-13
1/1/2010	vs. Cincinnati	Blue/White	W	51-24

## 2008 Season

Date	Opponent	Top/Pant	W/L	Score
8/30/2008	Hawaii	Blue/White	W	56-10
9/6/2008	Miami	Blue/Blue	W	26-3
9/20/2008	at Tennessee	White/Blue	W	30-6
9/27/2008	Ole Miss	Blue/White	L	30-31
10/4/2008	at Arkansas	White/Blue	W	38-7
10/11/2008	LSU	Blue/Blue	W	51-21
10/25/2008	Kentucky (HC)	Blue/White	W	63-5
11/1/2008	Georgia	White/White	W	49-10
11/8/2008	at Vanderbilt	White/Blue	W	42-14
11/15/2008	South Carolina	Blue/Blue	W	56-6
11/22/2008	The Citadel	Blue/White	W	70-19
11/29/2008	at Florida St.	White/White	W	45-15
12/6/2008	vs. Alabama	Blue/Blue	W	31-20
1/8/2009	vs. Oklahoma	White/White	W	24-14

## 2007 Season

Date	Opponent	Top/Pant	W/L	Score
9/1/2007	Western Kentucky	Blue/White	W	49-3
9/8/2007	Troy	Blue/White	W	59-31
9/15/2007	Tennessee	Blue/White	W	59-20
9/22/2007	at Ole Miss	White/Blue	W	30-24
9/29/2007	Auburn	Blue/White	L	17-20
10/6/2007	at LSU	Blue/White	L	24-28
10/20/2007	at Kentucky	White/Blue	W	45-37
10/27/2007	vs. Georgia	Blue/White	L	30-42
11/3/2007	Vanderbilt	Blue/Blue	W	49-22
11/10/2007	at South Carolina	White/White	W	51-31
11/17/2007	FAU	Blue/White	W	59-20
11/25/2007	Florida St.	Blue/Blue	W	45-12
1/1/2008	vs. Michigan	Blue/Blue	L	35-41

## 2006 Season

Date	Opponent	Top/Pant	W/L	Score
9/1/2006	Southern Miss	Blue/White	W	34-7
9/9/2006	Central Florida	Blue/White	W	42-0
9/16/2006	Tennessee	White/Blue	W	21-20
9/23/2006	Kentucky	Blue/White	W	26-7
9/30/2006	Alabama	Blue/White	W	28-13
10/7/2006	LSU	Blue/White	W	23-10
10/14/2006	Auburn	White/Blue	L	17-27
10/28/2006	Georgia	White/Blue	W	21-14
11/4/2006	Vanderbilt	White/Blue	W	25-19
11/11/2006	South Carolina	Blue/White	W	17-16
11/18/2006	Western Carolina	Blue/White	W	62-0
11/25/2006	Florida St.	White/Blue	W	21-14
12/2/2006	Arkansas	Blue/White	W	38-28
1/8/2006	Ohio State	Blue/White	W	41-14

## 2005 Season

Date	Opponent	Top/Pant	W/L	Score
9/3/2005	Wyoming	Blue/White	W	32-14
9/10/2005	Louisiana Tech	Blue/White	W	41-3
9/17/2005	Tennessee	Blue/White	W	16-7
9/24/2005	at Kentucky	White/Orange	W	49-28
10/1/2005	at Alabama	White/Orange	L	3-31
10/8/2005	Mississippi St. (HC)	Blue/White	W	35-9
10/15/2005	at LSU	Blue/White	L	17-21
10/29/2005	Georgia	Blue/White	W	14-10
11/5/2005	Vanderbilt	Blue/White	W	49-42
11/12/2005	at South Carolina	White/White	L	22-30
11/26/2005	Florida St.	Blue/White	W	34-7
1/2/2006	Iowa	Blue/White	W	31-24

**OVERTIME GAMES: RESULTS, NOTES AND SUPERLATIVES**

**All-Time Record: 3-2**

**Home: 2-1 • Away: 0-1 • Neutral: 1-0**

**Sept. 19, 1998 at Tennessee – L, 17-20**

- This game marked the first overtime game for both No. 2 Florida and No. 6 Tennessee.
- The game was played at Tennessee in Neyland Stadium before a crowd of 107,653.
- During overtime, the game came down to field goals. Tennessee's Jeff Hall hit a 42-yard field goal and Florida's Collins Cooper missed a 32-yarder wide left to end the game.
- Quarterback Jesse Palmer completed each of his first 10 passes.

**October 2, 1999 vs. Alabama – L, 40-39**

- The overtime loss marked the first time in 31 games that Florida lost in The Swamp.
- The contest had eight lead changes. Alabama had the ball for just less than 43 minutes compared to the Gators 17 minutes of possession.
- The 39 points scored against Alabama was the most points scored by a UF team in a loss.

**October 19, 2002 vs. Auburn – W, 30-23**

- The win over Auburn marked the first overtime victory in school history for the Gators.
- Through three quarters of play, Florida controlled the game until Auburn began to rally back from a 23-7 deficit in the fourth quarter to force the game into overtime.
- Rex Grossman's 25-yard pass to Taylor Jacobs and Auburn quarterback Jason Campbell's fourth down fumble sealed the victory for the Gators.

**November 5, 2005 vs. Vanderbilt – W, 49-42 (2 OT)**

- The victory over Vanderbilt gave Florida its second overtime victory in school history bringing its all-time record to 2-2.
- Both the Gators and Commodores scored on their first possessions in overtime. The Gators scored on a 9-yard pass from Chris Leak to Chad Jackson.
- On the Gators' second possession, Leak threw a 16-yard pass to Jemalle Cornelius to give UF a 49-42 lead.
- Reggie Lewis intercepted Vanderbilt quarterback Jay Cutler's pass to end the game.

**October 30, 2010 vs. Georgia – W, 34-31**

- The victory over Georgia narrowed the series to 46-40-2
- Will Hill tallied an interception on UGA's first overtime drive, picking off Aaron Murray for the second time in the game and taking it 89 yards to the one-yard line, becoming Florida's second player all-time to intercept a pass in an overtime game (Reggie Lewis vs. Vanderbilt, 2005)
- Marked the first-ever overtime game between UF and UGA
- Chas Henry kicked the first-ever overtime field goal to win the game for the Gators (37-yarder)

**OVERTIME PERIOD SUPERLATIVES**

**Team Superlatives**

First Downs	3, vs. Vanderbilt (2005)
Rushing Yardage	12 yards, vs. Vanderbilt (2005)
Passing Yardage	38 yards, vs. Vanderbilt (2005)
Total Offensive Yards	50, vs. Vanderbilt (2005)
Passes Intercepted	1, by Reggie Lewis vs. Vanderbilt (2005)
	1, by Will Hill vs. Georgia (2010)
Fumbles-Lost	1-0, recovered by Ian Scott vs. Auburn (2002)

**Individual Long Plays**

Rushing	9 yards, Markus Manson vs. Vanderbilt (2005)
Passing	25 yards, Rex Grossman to Taylor Jacobs vs. Auburn (2002)
Reception	25 yards, Taylor Jacobs from Rex Grossman vs. Auburn (2002)

**Individual Superlatives**

Yards Rushing	10, Markus Manson vs. Vanderbilt (2005)
Yards Passing	38, Chris Leak vs. Vanderbilt (2005)
Yards Receiving	25, Taylor Jacobs vs. Auburn (2002)
Receptions	1, several including R. Caldwell (1999), T. Jacobs (2002), C. Jackson (2005), J. Cornelius (2005)
TD Passes	2, Chris Leak vs. Vanderbilt (2005)
PATs	2, Chris Hetland vs. Vanderbilt (2005)
Field Goals	1, Chas Henry vs. Georgia (2010) – game winning

**CONSECUTIVE GAMES WITHOUT BEING SHUT OUT (Active Streaks)**

**National**

Michigan	362	10/20/84 vs. Iowa, 26-0
<b>FLORIDA</b>	<b>310</b>	<b>10/29/88 vs. Auburn, 16-0</b>
TCU	256	11/16/91 vs. Texas, 32-0
Air Force	247	12/31/92 vs. Ole Miss, 13-0
Tennessee	234	9/17/94 vs. Florida, 31-0
Virginia Tech	230	9/16/95 vs. Cincinnati, 16-0

**SEC**

<b>FLORIDA</b>	<b>310</b>	<b>10/29/88 vs. Auburn, 16-0</b>
Tennessee	234	9/17/94 vs. Florida, 31-0
Georgia	221	9/30/95 vs. Alabama, 31-0
Ole Miss	167	11/7/98 vs. Arkansas, 34-0
Alabama	156	11/18/00 vs. Auburn, 9-0
Missouri	128	11/23/02 vs. Kansas St., 38-0
Texas A&M	114	11/8/03 vs. Oklahoma, 77-0
South Carolina	90	9/9/06 vs. Georgia, 18-0
Mississippi State	51	11/29/08 vs. Ole Miss, 45-0
Vanderbilt	20	10/8/11 vs. Alabama, 34-0
LSU	12	1/9/12 vs. Alabama, 21-0
Arkansas	9	9/15/12 vs. Alabama, 52-0
Kentucky	2	11/3/12 vs. Vanderbilt, 40-0
Auburn	0	11/24/12 vs. Alabama, 49-0

**ALL-TIME UF BOWL GAME MVPs**

1953	Gator	J. "Papa" Hall	1994	Sugar	Errict Rhett
1958	Gator	Dave Hudson	1997	Sugar	Danny Wuerffel
1960	Gator	Larry Libertore	1998	Citrus	Fred Taylor
1962	Gator	Tommy Shannon	1999	Orange	Travis Taylor
1966	Sugar	Steve Spurrier	2002	Orange	Taylor Jacobs
1967	Orange	Larry Smith	2006	Outback	Dallas Baker
1969	Gator	Mike Kelley	2007	BCS National Champ.	Chris Leak/ Derrick Harvey
1975	Gator	Sammy Green	2009	BCS National Champ.	Tim Tebow/ Carlos Dunlap
1980	Tangerine	Cris Collinsworth	2010	Sugar	Tim Tebow
1982	Bluebonnet	Dwayne Dixon	2011	Outback	Ahmad Black
1983	Gator	Tony Lilly	2012	Gator	Andre Debose
1987	Aloha	Emmitt Smith			
1988	All-American	Emmitt Smith			
1989	Freedom	Huey Richardson			
1992	Gator	Errict Rhett			

# IN THE RANKINGS

\*Using Associated Press rankings

## FLORIDA AS A RANKED TEAM

Rank	# Times	Wins	Losses	Ties	Bye/PS/F*
1	41	26	6	0	9
2	22	14	4	0	4
3	33	21	5	1	6
4	40	24	8	1	7
5	49	28	5	0	16
6	37	21	6	0	10
7	30	15	7	0	8
8	18	13	2	0	3
9	24	9	9	0	6
10	24	17	4	0	3
11	21	11	4	0	6
12	25	17	4	0	4
13	23	9	7	1	6
14	21	14	5	0	2
15	18	10	3	1	4
16	10	6	2	0	2
17	20	9	7	1	3
18	23	7	9	2	5
19	25	13	7	1	4
20	24	13	8	1	2
21	1	0	1	0	0
22	4	2	2	0	0
23	6	5	0	0	1
24	5	2	2	0	1
25	4	2	0	0	2
<b>Totals</b>	<b>548</b>	<b>308</b>	<b>117</b>	<b>9</b>	<b>114</b>

\*Bye Week/Preseason/Final Rank

## FLORIDA VERSUS RANKED OPPONENTS

Opp. Rank	# Times	Wins	Losses	Ties
1	11	3	8	0
2	13	4	9	0
3	18	5	12	1
4	16	10	6	0
5	18	7	11	0
6	13	5	8	0
7	14	3	10	1
8	14	8	5	1
9	9	3	5	1
10	15	7	8	0
11	19	10	9	0
12	16	8	8	0
13	8	4	4	0
14	13	4	8	1
15	10	4	5	1
16	7	2	4	1
17	10	2	8	0
18	8	4	4	0
19	9	5	4	0
20	3	1	2	0
21	5	4	1	0
22	3	1	2	0
23	4	3	1	0
24	5	2	3	0
25	3	3	0	0
<b>Totals</b>	<b>264</b>	<b>112</b>	<b>145</b>	<b>7</b>

## FLORIDA'S LONGEST STREAKS RANKED IN THE AP POLL

### At No. 1

Polls	Year(s)
10	1996 (Week 5, Sept. 23 – Week 14, Nov. 25)
9	2008-09 (Final Poll, 2008 – 2009 Week 6, Oct. 11)
6	2009 (Week 8, Oct. 25 – Week 13, Nov. 29)
5	1994 (Week 3, Sept. 13 – Week 7, Oct. 11)
3	1997 (Week 5, Sept. 22 – Week 7, Oct. 6)
2	2001 (Preseason – Week 1, Aug. 26)
	1994 (Preseason – Week 1, Aug. 31)
1	2006 (Final Poll)
	1996 (Final Poll)
	1985 (Week 10, Nov. 5)

### In Top 5

Polls	Year(s)
43	1995-97 (1995 Preseason, Aug. 15 – 1997 Week 7, Oct. 6)
27	2008-10 (2008 Week 7, Oct. 5 – 2010 Preseason Poll)
15	1993-94 (1993 Final Poll – 1994 Week 13, Nov. 22)
8	2001 (Preseason Poll – Week 7, Oct. 7)
6	1998-99 (1998 Final Poll – 1999 Week 5, Sept. 26)

### In Top 10

Polls	Year(s)
82	1992-97 (1992 Final Poll – 1997 Week 10, Oct. 27)
32	2008-10 (2008 Week 7, Oct. 12 – 2010 Week 5, Sept. 26)
31	2000-02 (2000 Week 7, Oct. 8 – 2002 Week 2, Sept. 2)
28	1997-99 (1997 Week 13, Nov. 17 – 1999 Week 15, Dec. 5)
21	2006-07 (2006 Preseason Poll – 2007 Week 5, Sept. 30)
14	1991-92 (1991 Week 6, Oct. 7 – 1992 Week 3, Sept. 15)

### In Top 25

Polls	Year(s)
210	1990-2002 (1990 Week 2, Sept. 11 – 2002 Week 7, Oct. 6)
88	2005-10 (2005 Preseason Poll – 2010 Week 7, Oct. 10)
30	1984-86 (1984 Week 6, Oct. 9) – 1986 Week 2, Sept. 16)
16	2003-04 (2003 Week 3, Oct. 19 – 2004 Week 7, Oct. 17)
16	1969-70 (1969 Week 1, Sept. 22 – 1970 Preseason Poll)

## MOST ALL-TIME NO. 1 RANKINGS AMONG SEC SCHOOLS (1936-2012)

School	Polls
1. Alabama	57
2. <b>FLORIDA</b>	<b>41</b>
3. LSU	30
4. Tennessee	18
5. Georgia	15
6. Auburn	9
7. Texas A&M	7
8. Ole Miss	5
9. Missouri	2
10. Arkansas	1

## ALL-TIME APPEARANCES RANKED IN THE AP POLL, BY SCHOOL (1936-2012)

School	Polls
1. Ohio State	804
2. Michigan	786
3. Oklahoma	736
4. Notre Dame	730
5. Southern Cal	718
6. Nebraska	698
	Texas 698
8. Alabama	693
9. Penn State	591
10. Tennessee	565
11. <b>FLORIDA</b>	<b>547</b>
12. LSU	531
13. Georgia	508
14. Auburn	503
15. Florida St.	489

## ALL-TIME APPEARANCES RANKED IN THE AP POLL, SEC SCHOOLS (1936-2012)

School	Years	Polls
1. Alabama	1936-2012	693
2. Tennessee	1936-2012	565
3. <b>FLORIDA</b>	<b>1936-2012</b>	<b>547</b>
4. LSU	1936-2012	531
5. Georgia	1936-2012	508
6. Auburn	1936-2012	503
7. Ole Miss	1936-2012	244
8. Mississippi St.	1936-2012	161
9. Georgia Tech	1936-63	136
10. South Carolina	1992-2012	93
11. Arkansas	1992-2012	88
12. Kentucky	1936-2012	78
13. Tulane	1936-65	33
14. Vanderbilt	1936-2012	30
15. Texas A&M	2012	10
16. Missouri	2012	0
17. Sewanee	1936-1940	0

## AP POLL APPEARANCES, ACTIVE STREAKS (ENTERING 2013 SEASON)

Conference	Polls	First-Last	
1. Alabama	81	2008-12	
2. LSU	64	2009-12	
3. Oregon	60	2009-12	
4. Oklahoma	48	2010-12	
5. South Carolina	47	2010-12	
	Stanford	47	2010-12
7. Clemson	29	2011-12	
8. Kansas State	27	2011-12	
9. Georgia	25	2011-12	
10. Florida State	19	2011-12	
11. Florida	16	2012-12	
11. Ohio State	16	2012-12	
13. Notre Dame	15	2012-12	
14. Oregon State	12	2012-12	
15. Texas A&M	10	2012-12	

# ALL-TIME BOWL RESULTS

## 40 Bowl Appearances 20-20 All-Time Bowl Record

Year	Bowl	Site	W/L	UF Score	Opponent Score	MVP
1953	Gator	Jacksonville	W	Florida 14	Tulsa 13	J. "Papa" Hall
1958	Gator	Jacksonville	L	Florida 3	Ole Miss 7	Dave Hudson
1960	Gator	Jacksonville	W	Florida 13	Baylor 12	Larry Libertore
1962	Gator	Jacksonville	W	Florida 17	Penn State 7	Tommy Shannon
1966	Sugar	New Orleans	L	Florida 18	Missouri 20	Steve Spurrier
1967	Orange	Miami	W	Florida 27	Georgia Tech 12	Larry Smith
1969	Gator	Jacksonville	W	Florida 14	Tennessee 13	Mike Kelley
1973	Tangerine	Gainesville	L	Florida 7	Miami (OH) 16	
1974	Sugar	New Orleans	L	Florida 10	Nebraska 13	
1975	Gator	Jacksonville	L	Florida 0	Maryland 13	Sammy Green
1977	Sun	El Paso	L	Florida 14	Texas A&M 37	
1980	Tangerine	Orlando	W	Florida 35	Maryland 20	Cris Collinsworth
1981	Peach	Atlanta	L	Florida 6	West Virginia 26	
1982	Bluebonnet	Houston	L	Florida 24	Arkansas 28	Dwayne Dixon
1983	Gator	Jacksonville	W	Florida 14	Iowa 6	Tony Lilly
1987	Aloha	Honolulu	L	Florida 16	UCLA 20	Emmitt Smith
1988	All-American	Birmingham	W	Florida 14	Illinois 10	Emmitt Smith
1989	Freedom	Anaheim	L	Florida 7	Washington 34	Huey Richardson
1992	Sugar	New Orleans	L	Florida 28	Notre Dame 39	
1992	Gator	Jacksonville	W	Florida 27	N.C. State 10	Errict Rhett
1994	Sugar	New Orleans	W	Florida 41	West Virginia 7	Errict Rhett
1995	Sugar	New Orleans	L	Florida 17	Florida State 23	
1996	Fiesta	Tempe	L	Florida 24	Nebraska 62	
1997	Sugar	New Orleans	W	Florida 52	Florida State 20	Danny Wuerffel
1998	Citrus	Orlando	W	Florida 21	Penn State 6	Fred Taylor
1999	Orange	Miami	W	Florida 31	Syracuse 10	Travis Taylor
2000	Citrus	Orlando	L	Florida 34	Michigan State 37	
2001	Sugar	New Orleans	L	Florida 20	Miami (FL) 37	
2002	Orange	Miami	W	Florida 56	Maryland 23	Taylor Jacobs
2003	Outback	Tampa	L	Florida 30	Michigan 38	
2004	Outback	Tampa	L	Florida 17	Iowa 37	
2004	Chick-fil-A	Atlanta	L	Florida 10	Miami (FL) 27	
2006	Outback	Tampa	W	Florida 31	Iowa 24	Dallas Baker
2007	BCS Championship	Glendale	W	Florida 41	Ohio State 14	Chris Leak (off.) Derrick Harvey (def.)
2008	Capital One	Orlando	L	Florida 35	Michigan 41	
2009	BCS Championship	Miami	W	Florida 24	Oklahoma 14	Tim Tebow (off.) Carlos Dunlap (def.)
2010	Sugar	New Orleans	W	Florida 51	Cincinnati 24	Tim Tebow
2011	Outback	Tampa	W	Florida 37	Penn State 24	Ahmad Black
2012	Gator	Jacksonville	W	Florida 24	Ohio State 17	Andre Debose
2013	Sugar	New Orleans	L	Florida 23	Louisville 33	

The Gators made their 22nd-straight bowl appearance in 2012, which ranks first in the SEC and second nationally.

### Active Bowl Streaks - Nation

1. Florida St. 31
2. **FLORIDA 22**
3. Virginia Tech 20
4. Georgia 16  
Georgia Tech 16

In 2012, Florida played in its 19th January Bowl game since 1993, the highest total in the country.

### January Bowl Appearances (since 1993)

1. **FLORIDA 19**
2. Florida State 16  
Ohio State 16
4. Michigan 15
5. Penn State 13  
Tennessee 13

### Consecutive January Bowl Appearances

1. **FLORIDA 8**
2. Alabama 5
3. Oregon 4

Florida made its seventh BCS bowl game appearance in 2012, tied for the 3rd-most among all schools.

### BCS Appearances

Team	BCS App.	BCS Record	Championship Record
1. Ohio State	9	5*-3	1-2
2. Oklahoma	8	3-5	1-3
3. <b>FLORIDA 7</b>	<b>7</b>	<b>5-2</b>	<b>2-0</b>
Florida State	7	1-5	1-2
USC	7	5*-1	0*-1
6. Virginia Tech	6	1-5	0-1
7. Alabama	5	3-2	3-0
LSU	5	4-1	2-1
Michigan	5	2-3	0-0
Oregon	5	3-2	0-1
Wisconsin	5	2-3	0-0

\*Ohio State vacated 2011 Sugar Bowl win; USC vacated 2005 Orange Bowl win



# BOWL HISTORY

## 1953 GATOR BOWL

Jan. 1, 1953 • Jacksonville, Fla. (Att. 30,000 Est.)

**FLORIDA 14**  
**TULSA 13**

Florida 7 7 0 0-14  
Tulsa 0 0 7 6-13

**UF** - Casares 2 run (Casares pass)

**UF** - Robinson to Hall 37 pass (Casares kick)

**TUL** - Roberts 3 run (Minor kick)

**TUL** - Waugh 2 run (Minor kick missed)

	FLORIDA	TULSA
First Downs	20	17
Rushes-Yards	54-233	50-182
Passing Yards	101	132
Att.-Comp.-Int.	11-7-1	16-10-1
Total Offense	334	314
Punts-Yards	1-38	4-31
Fumbles-Lost	4-4	2-1
Penalty Yards	34	84

### INDIVIDUAL LEADERS

#### Rushing:

*Florida* - Hall 17-94, Casares 21-86, Long 9-32, Haddock 2-30.

*Tulsa* - Kercher 16-71, Waugh 15-65, Roberts 8-39, Kelly 4-17, Halladay 5-15.

#### Passing:

*Florida* - Dickey 4-5-0-68-0 TD, Robinson 3-6-1-33-0 TD.

*Tulsa* - Morris 10-16-1-132-0 TD.

#### Receiving:

*Florida* - Hall 2-60, Casares 1-7, O'Brien 2-23.

*Tulsa* - Miney 6-77, Roberts 3-41, Halladay 1-14.

## 1958 GATOR BOWL

Dec. 27, 1958 • Jacksonville, Fla. (Att. 41,000 Est.)

**OLE MISS 7**  
**FLORIDA 3**

Ole Miss 7 0 0 0-7  
Florida 3 0 0 0-3

**MISS** - Anderson 1 run (kick good)

**UF** - Booker 17-yard FG

	OLE MISS	FLORIDA
First Downs	9	12
Rushes-Yards	41-157	42-157
Passing Yards	27	58
Att.-Comp.-Int.	7-2-0	11-5-5
Total Offense	184	215
Punts-Yards	10-34.4	7-44.1
Fumbles-Lost	5-2	5-3
Penalties-Yards	2-10	3-35

### INDIVIDUAL LEADERS

#### Rushing:

*Ole Miss* - Anderson 9-62, Lovelace 7-28, Flowers 4-20.

*Florida* - Newbern 5-59, Milby 10-35, Giles 3-20, Deal 6-18.

#### Passing:

*Ole Miss* - Franklin 2-7-0-27-0 TD.

*Florida* - Dunn 5-11-1-58-0 TD.

#### Receiving:

*Ole Miss* - Grantham 1-15, Daniels 1-12.

*Florida* - Hudson 3-32, Dilts 1-3, Partin 1-13.

## 1960 GATOR BOWL

Dec. 31, 1960 • Jacksonville, Fla. (Att. 50,122)

**FLORIDA 13**  
**BAYLOR 12**

Florida 0 13 0 0-13  
Baylor 0 0 0 12-12

**UF** - Goodman 3 run (Cash kick)

**UF** - Travis fumble recovery in endzone (Cash kick missed)

**BAY** - Ply to Goodwin 12 pass (Corley kick missed)

**BAY** - Bull 3 run (Ply pass incomplete)

	FLORIDA	BAYLOR
First Downs	11	15
Rushes-Yards	52-176	37-40
Passing Yards	57	211
Att.-Comp.-Int.	8-5-0	27-13-0
Total Offense	233	251
Punts-Yards	7-37.0	5-33.0
Fumbles-Lost	3-1	4-3
Penalties-Yards	6-70	1-5

### INDIVIDUAL LEADERS

#### Rushing:

*Florida* - Libertore 14-61, Goodman 10-28, Infante 6-24.

*Baylor* - Bull 14-53, Ply 14-5, Tate 1-5.

#### Passing:

*Florida* - Dodd 3-5-0-21-0 TD, Libertore 2-3-0-36-0 TD.

*Baylor* - Ply 12-24-0-161-1 TD, Stanley 1-3-0-49-0 TD.

#### Receiving:

*Florida* - Infante 3-47.

*Baylor* - Goodwin 7-129-1 TD, David 3-33.

## 1962 GATOR BOWL

Dec. 30, 1962 • Jacksonville, Fla. (Att. 50,286)

**FLORIDA 17**  
**PENN STATE 7**

Florida 3 7 0 7-17  
Penn State 0 7 0 0-7

**UF** - Lyle 43-yard FG

**UF** - Shannon to Dupree 1 pass (Hall kick)

**PSU** - Liske 1 run (Crates kick)

**UF** - Shannon to Clarke 19 pass (Hall kick)

	FLORIDA	PENN ST.
First Downs	14	8
Rushing Yards	162	89
Passing Yards	86	50
Att.-Comp.-Int.	13-18-1	18-6-1
Total Offense	248	139
Punts-Yards	6-33.7	6-40.8
Fumbles	4	3
Penalty Yards	42	43

### INDIVIDUAL LEADERS

#### Rushing:

*Florida* - Dupree 25-66, Mack 10-33, Shannon 12-26.

*Penn State* - Hayes 10-25, Kochman 6-51.

#### Passing:

*Florida* - Shannon 7-9-1-79-2 TD, Batten 1-4-0-7-0 TD.

*Penn State* - Liske 6-18-1-54-0 TD.

#### Receiving:

*Florida* - Clarke 2-27, Brown 3-25.

*Penn State* - Powell 4-40.

## 1966 SUGAR BOWL

Jan. 1, 1966 • New Orleans, La. (Att. 67,421)

**MISSOURI 20**  
**FLORIDA 18**

Missouri 0 17 3 0-20  
Florida 0 0 0 18-18

**MIZZOU** - Brown 16 run (Bates kick)

**MIZZOU** - Roland to Denny 1 pass (Bates kick)

**MIZZOU** - Bates 37-yard FG

**MIZZOU** - Bates 34-yard FG

**UF** - Spurrier to Harper 22 pass (pass failed)

**UF** - Spurrier 2 run (pass failed)

**UF** - Spurrier to Casey 21 pass (pass failed)

	MISSOURI	FLORIDA
First Downs	18	18
Rushes-Yards	62-257	16-(-2)
Passing Yards	50	352
Att.-Comp.-Int.	14-5-1	46-27-1
Total Offense	307	350
Punts-Yards	5-44.0	6-32.5
Fumbles	2-2	1-1
Penalty Yards	2-30	3-25

### INDIVIDUAL LEADERS

#### Rushing:

*Missouri* - Brown 23-121-1 TD, Lane 19-76.

*Florida* - Poe 2-11, Spurrier 7-(-9).

#### Passing:

*Missouri* - Lane 4-13-1-39-1 TD.

*Florida* - Spurrier 22-45-1-352-2 TD.

#### Receiving:

*Missouri* - Phelps 2-11, Walker 1-14.

*Florida* - Casey 5-108-1 TD, Brown 9-88, Harper 4-66-1 TD, Trapp 5-53.

## 1967 ORANGE BOWL

Jan. 1, 1967 • Miami, Fla. (Att. 73,426)

**FLORIDA 27**  
**GEORGIA TECH 12**

Florida 0 7 7 13-27  
Georgia Tech 6 0 0 6-12

**GT** - King to Bangham 10 pass (run failed)

**UF** - McKeel run (Barfield kick)

**UF** - Smith 94 run (Barfield kick)

**UF** - McKeel 1 run (Barfield kick)

**GT** - Good 25 run (pass failed)

**UF** - Wages to Coone 25 pass (pass failed)

	FLORIDA	GA. TECH
First Downs	22	17
Rushing Yards	284	197
Passing Yards	165	122
Att.-Comp.-Int.	32-15-1	22-8-1
Total Offense	449	319
Punts-Yards	7-36	8-42
Fumbles	1	1
Penalty Yards	32	42

### INDIVIDUAL LEADERS

#### Rushing:

*Florida* - Hall 17-94, Casares 21-86, Smith 23-187, McKeel 13-30, Barfield 3-28, Spurrier 4-14.

*Georgia Tech* - Snow 24-110, Good 3-34.

(continued on next page)

# BOWL HISTORY

## 1967 Orange Bowl (cont.)

### Passing:

Florida - Spurrier 30-14-1-160-0 TD, Wages 2-1-0-5-1 TD.

Georgia Tech - King 16-8-3-42-1 TD.

### Receiving:

Florida - Trapp 5-43, Coone 3-33, Edwards 4-30.

Georgia Tech - Smith 2-32.

## 1969 GATOR BOWL

Dec. 27, 1969 • Jacksonville, Fla. (Att. 72,248)

FLORIDA	14
TENNESSEE	13

Florida 7 0 7 0-14

Tennessee 0 10 0 3-13

UF - Kelley 8 fumble return (Franco kick)

UT - Scott to McClain 63 pass (Hunt kick)

UT - Hunt FG

UF - Reeves to Alvarez 9 pass (Franco kick)

UT - Hunt 26-yard FG

	FLORIDA	TENNESSEE
First Downs	15	23
Rushing Yards	90	213
Passing Yards	161	174
Att.-Comp.-Int.	26-15-0	34-12-2
Total Offense	251	387
Punts-Yards	7-31.0	2-15.0
Fumbles	1	1
Penalty Yards	58	23

### INDIVIDUAL LEADERS

#### Rushing:

Florida - Durrance 22-62, Walker 10-33, Rich 1-2.

Tennessee - Watson 25-121, McLeary 8-23, Scott 10-19,

Patterson 8-40.

#### Passing:

Florida - Reeves 15-26-0-161-1 TD.

Tennessee - Scott 12-34-2-174-1 TD.

#### Receiving:

Florida - Maliska 6-54, Alvarez 4-51 Rich 2-3.

Tennessee - Kreis 4-82, McClain 2-58.

## 1973 TANGERINE BOWL

Dec. 22, 1973 • Gainesville, Fla. (Att. 37,234)

MIAMI (Ohio)	16
FLORIDA	7

Miami (Ohio) 3 0 10 3-16

Florida 0 0 0 7-7

MU - Draught 27-yard FG

MU - Draught 26-yard FG

MU - Varner 3 run (Draught kick)

MU - Draught 45-yard FG

UF - Moore 1 run (Posey kick)

	MIAMI (Ohio)	FLORIDA
First Downs	14	12
Rushes-Yards	70-239	37-90
Passing Yards	6	99
Att.-Comp.-Int.	8-1-0	21-9-4
Total Offense	245	189
Punts-Yards	10-33.0	6-14.0
Fumbles-Lost	2-1	4-3
Penalties-Yards	3-39	3-27

### INDIVIDUAL LEADERS

### Rushing:

Miami (Ohio) - Varner 28-156, Hitchins 20-62, Smith 12-47.

Florida - Moore 16-101, Richards 7-49, Kendrick 6-7.

### Passing:

Miami (Ohio) - Sanna 1-8-0-6-0 TD.

Florida - Gaffney 3-9-2-25-0 TD, Davis 1-3-2-8-0 TD, Bowden

4-9-0-35-0 TD.

### Receiving:

Miami (Ohio) - Williams 1-6.

Florida - Moore 3-30, Foldberg 2-25, McGriff 2-13.

## 1974 SUGAR BOWL

Dec. 31, 1974 • New Orleans, La. (Att. 67,890)

NEBRASKA	13
FLORIDA	10

Nebraska 0 0 0 13-13

Florida 7 3 0 0-10

UF - Green 21 run (Posey kick)

UF - Posey 40-yard FG

NU - Anthony 2 run (Coyle kick)

NU - Coyle 37-yard FG

NU - Coyle 39-yard FG

	NEBRASKA	FLORIDA
First Downs	18	13
Rushes-Yards	60-304	55-178
Passing Yards	16	97
Att.-Comp.-Int.	14-2-4	10-5-1
Total Offense	320	275
Fumbles	3-1	3-1
Penalties-Yards	2-17	5-41

### INDIVIDUAL LEADERS

#### Rushing:

Nebraska - Davis 17-126, Anthony 15-64, O'Leary 18-50.

Florida - Dubose 17-84, Green 14-73, Richards 6-22.

#### Passing:

Nebraska - Humm 2-12-4-16-0 TD.

Florida - Gaffney 5-10-1-97-0 TD.

#### Receiving:

Nebraska - Westbrook 2-16.

Florida - McGriff 2-52, Darby 1-32.

## 1975 GATOR BOWL

Dec. 29, 1975 • Jacksonville, Fla. (Att. 64,012)

MARYLAND	13
FLORIDA	0

Maryland 7 3 0 3-13

Florida 0 0 0 0-0

MD - Dick to Hoover 19 pass (Sochko kick)

MD - Sochko 20-yard FG

MD - Sochko 27-yard FG

	MARYLAND	FLORIDA
First Downs	15	14
Rushes-Yards	52-209	54-182
Passing Yards	82	28
Att.-Comp.-Int.	16-7-0	19-3-3
Total Offense	291	210
Fumbles	0-0	1-1
Penalties-Yards	5-47	6-48

### INDIVIDUAL LEADERS

#### Rushing:

Maryland - Atkins 20-127, Jennings 9-53, Wilson 10-33.

Florida - Dubose 18-95, Green 13-31, Fisher 6-21, Gaffney 9-13.

### Passing:

Maryland - Dick 5-13-0-67-0 TD, Manges 2-3-0-15-0 TD.

Florida - Gaffney 1-7-2-(-5)-0 TD, Fisher 2-12-1-33-0 TD.

### Receiving:

Maryland - Hoover 2-24, Wilson 2-12, Jennings 2-15.

Florida - LeCount 1-25, Enclave 1-8.

## 1977 SUN BOWL

Jan. 2, 1977 • El Paso, Texas (Att. 33,252)

TEXAS A&M	37
FLORIDA	14

Texas A&M 3 13 8 13-37

Florida 0 0 7 7-14

TAMU - Franklin 39-yard FG

TAMU - Walker 9 run (Franklin kick)

TAMU - Franklin 62-yard FG

TAMU - Franklin 33-yard FG

TAMU - Woodard 1 run (Woodard run)

UF - Chandler 29 run (Posey kick)

TAMU - Woodard 4 run (Franklin kick)

UF - LeCount 1 run (Posey kick)

TAMU - Walker to Woodard 15 pass (Franklin kick missed)

	TEXAS A&M	FLORIDA
First Downs	20	14
Rushing Yards	241	172
Passing Yards	122	58
Att.-Comp.-Int.	19-11-0	24-7-1
Total Offense	363	230
Fumbles-Lost	3-3	6-4
Penalties-Yards	6-33	4-26

### INDIVIDUAL LEADERS

#### Rushing:

Texas A&M - Woodard 25-124, Dickey 15-50.

Florida - Bronson 10-64, Chandler 2-38, LeCount 11-35.

#### Passing:

Texas A&M - Woodard 11-18-0-122-1 TD.

Florida - Fisher 5-13-1-42-0 TD.

#### Receiving:

Texas A&M - Woodard 4-25, Haack 3-42.

Florida - Chandler 2-29.

## 1980 TANGERINE BOWL

Dec. 20, 1980 • Orlando, Fla. (Att. 52,541)

FLORIDA	35
MARYLAND	20

Florida 0 14 14 7-35

Maryland 3 6 11 0-20

MD - Castro 35-yard FG

UF - Peace to Collinsworth 24 pass (Clark kick)

MD - Castro 27-yard FG

UF - Jones 2 run (Clark kick)

MD - Wysocki 1 run (Tice run)

MD - Castro 43-yard FG

UF - Peace 1 run (Clark kick)

UF - Peace to Collinsworth 21 pass (Clark kick)

UF - Brown 2 run (Clark kick)

	FLORIDA	MARYLAND
First Downs	16	19
Rushes-Yards	35-108	54-181

Passing Yards	271	155
Att.-Comp.-Int.	34-20-1	26-15-3
Total Offense	379	336
Fumbles-Lost	1-0	4-2
Penalties-Yards	11-108	6-44

**INDIVIDUAL LEADERS**

**Rushing:**  
*Florida* - Brown 16-71, Peace 6-12.  
*Maryland* - Wysocki 39-159, Fasano 3-14.  
**Passing:**  
*Florida* - Peace 20-34-1-271-2 TD.  
*Maryland* - Tice 11-23-3-129-0 TD.  
**Receiving:**  
*Florida* - Collinsworth 8-166, Young 8-66.  
*Maryland* - Havener 4-83, Seivers 3-24.

**1981 PEACH BOWL**

Dec. 31, 1981 • Atlanta, Ga. (Att. 37,582)

**WEST VIRGINIA 26**  
**FLORIDA 6**

West Virginia 7 9 3 7 - 26  
 Florida 0 0 0 6 - 6  
**WVU** - Luck to Walczak 2 pass (Woodside kick)  
**WVU** - Woodside 30-yard FG  
**WVU** - Woodside 42-yard FG  
**WVU** - Woodside 49-yard FG  
**WVU** - Woodside 24-yard FG  
**WVU** - Walczak 1 run (Woodside kick)  
**UF** - Hewko to Faulkner 22 pass (pass failed)

	WEST VA.	FLORIDA
First Downs	19	10
Rushes-Yards	51-94	34-(-30)
Passing Yards	107	135
Att.-Comp.-Int.	23-14-1	20-11-2
Total Offense	201	105
Punts-Yards	5-33	6-40
Penalties-Yards	4-17	4-39

**INDIVIDUAL LEADERS**

**Rushing:**  
*West Virginia* - Cornwell 26-97, Beck 8-37, Walczak 8-35.  
*Florida* - Jones 9-25, Brown 3-8.  
**Passing:**  
*West Virginia* - Luck 14-23-1-107-1 TD.  
*Florida* - Peace 6-13-2-47-0 TD, Hewko 5-7-0-88-1 TD.  
**Receiving:**  
*West Virginia* - Walczak 8-75, Hollins 2-18.  
*Florida* - Mularkey 2-36, Land 2-28, Jackson 4-25.

**1982 BLUEBONNET BOWL**

Dec. 31, 1982 • Houston, Texas (Att. 31,557)

**ARKANSAS 28**  
**FLORIDA 24**

Arkansas 7 0 7 14 - 28  
 Florida 7 10 7 0 - 24  
**ARK** - Anderson 6 run (Smith kick)  
**UF** - Hewko to Dixon 3 pass (Raymond kick)  
**UF** - Raymond 34-yard FG  
**UF** - Hewko to Dixon 13 pass (Raymond kick)  
**ARK** - Anderson 1 run (Smith kick)  
**UF** - Hewko to Dixon 17 pass (Raymond kick)  
**ARK** - Jones to Clark 5 pass (Smith kick)

**ARK** - Jones 1 run (Smith kick)

	ARKANSAS	FLORIDA
First Downs	28	23
Rushes-Yards	69-356	42-171
Passing Yards	122	234
Att.-Comp.-Int.	12-7-1	29-19-1
Total Offense	478	405
Punts-Avg.	3-43.3	4-45.8
Fumbles-Lost	1-1	3-2
Penalties-Yards	5-36	6-50

**INDIVIDUAL LEADERS**

**Rushing:**  
*Arkansas* - Anderson 26-161, Clark 17-77, Bowles 10-52.  
*Florida* - Jones 12-89, Hampton 21-61, Williams 3-21.  
**Passing:**  
*Arkansas* - Taylor 5-7-1-123-0 TD, Jones 2-5-0-1 TD.  
*Florida* - Hewko 19-28-0-234-3 TD, Jones 0-1-1-0-0 TD.  
**Receiving:**  
*Arkansas* - Anderson 3-37, White 1-40.  
*Florida* - Dixon 8-106, Hampton 2-37, Faulkner 2-17.

**1983 GATOR BOWL**

Dec. 30, 1983 • Jacksonville, Fla. (Att. 81,293)

**FLORIDA 14**  
**IOWA 6**

Florida 7 7 0 0 - 14  
 Iowa 0 3 3 0 - 6  
**UF** - Anderson 1 run (Raymond kick)  
**UI** - Nichol 32-yard FG  
**UF** - Raymond 34-yard FG  
**UF** - Drew fumble recovery in endzone (Raymond kick)  
**UI** - Nichol 31-yard FG

	FLORIDA	IOWA
First Downs	14	16
Rushes-Yards	44-168	40-114
Passing Yards	92	167
Att.-Comp.-Int.	22-9-2	30-13-4
Total Offense	260	281
Punts-Avg.	7-37.5	2-40.0
Fumbles-Lost	0-0	2-1
Penalties-Yards	12-105	7-44

**INDIVIDUAL LEADERS**

**Rushing:**  
*Florida* - Anderson 17-84, Williams 10-68.  
*Iowa* - Gill 10-83, Granger 9-37.  
**Passing:**  
*Florida* - Peace 9-22-2-92-0 TD.  
*Iowa* - Long 13-29-4-167-0 TD.  
**Receiving:**  
*Florida* - Dixon 5-55.  
*Iowa* - Harmon 6-90, Phillips 2-21.

**1987 ALOHA BOWL**

Dec. 25, 1987 • Honolulu, Hawaii (Att. 24,839)

**UCLA 20**  
**FLORIDA 16**

UCLA 3 7 7 3 - 20  
 Florida 7 3 0 6 - 16  
**UCLA** - Velasco 34-yard FG  
**UF** - Bell to Simmons 7 pass (McGinty kick)  
**UF** - McGinty 32-yard FG

**UCLA** - Brown 1 run (Velasco kick)  
**UCLA** - Aikman to Thompson 5 pass (Velasco kick)  
**UCLA** - Velasco 32-yard FG  
**UF** - Bell to Williams 14 pass (kick blocked)

	UCLA	FLORIDA
First Downs	15	24
Rushes-Yards	41-48	38-188
Passing Yards	173	188
Att.-Comp.-Int.	30-19-2	38-19-0
Total Offense	221	373
Punts-Avg.	6-35.0	4-18.0
Fumbles-Lost	1-0	3-3
Penalties-Yards	5-35	8-82

**INDIVIDUAL LEADERS**

**Rushing:**  
*UCLA* - Ball 23-49, Brown 10-29.  
*Florida* - Smith 17-128, Williams 8-43.  
**Passing:**  
*UCLA* - Aikman 19-30-2-173-1 TD.  
*Florida* - Bell 19-38-0-188-2 TD.  
**Receiving:**  
*UCLA* - Anderson 4-52, Pickert 3-37.  
*Florida* - Sneed 3-62, Odom 3-32, Simmons 3-20.

**1988 ALL-AMERICAN BOWL**

Dec. 29, 1988 • Birmingham, Ala. (48,218)

**FLORIDA 14**  
**ILLINOIS 10**

Florida 7 0 0 7 - 14  
 Illinois 0 7 0 3 - 10  
**UF** - Smith 55 run (Francis kick)  
**UI** - Jones 30 run (Higgins kick)  
**UI** - Higgins 44-yard FG  
**UF** - Smith 2 run (Francis kick)

	FLORIDA	ILLINOIS
First Downs	12	17
Rushes-Yards	47-187	33-55
Passing Yards	69	194
Att.-Comp.-Int.	16-8-2	38-20-2
Total Offense	256	249
Punts-Avg.	4-29.8	7-35.3
Fumbles-Lost	1-1	1-1
Penalties-Yards	5-36	8-59

**INDIVIDUAL LEADERS**

**Rushing:**  
*Florida* - Smith 18-159, McClendon 9-34.  
*Illinois* - Jones 18-88.  
**Passing:**  
*Florida* - Morris 6-12-2-50-0 TD, Perry 2-3-0-19-0 TD.  
*Illinois* - George 20-37-2-194-0 TD.  
**Receiving:**  
*Florida* - Barber 4-29, Smith 2-19.  
*Illinois* - Bellamy 5-49, Williams 5-44.

# BOWL HISTORY

## 1989 FREEDOM BOWL

Dec. 30, 1989 - Anaheim, Calif. (Att. 33,858)

**WASHINGTON 34**  
**FLORIDA 7**

Washington 17 10 0 7 - 34  
Florida 7 0 0 0 - 7

**UW** - Conklin to Bailey 21 pass (McCallum kick)

**UF** - Douglas 67 run (Francis kick)

**UW** - McCallum 21-yard FG

**UW** - Conklin to Riley 10 pass (McCallum kick)

**UW** - Fields blocked punt recovery (McCallum kick)

**UW** - McCallum 32-yard FG

**UW** - Brunell 21 run (McCallum kick)

	WASH.	FLORIDA
First Downs	28	10
Rushes-Yards	45-191	25-83
Passing Yards	242	148
Att.-Comp.-Int.	44-24-0	28-11-1
Total Offense	433	231
Fumbles-Lost	0-0	7-3
Penalties-Yards	9-86	9-85
Possession Time	41:52	18:08

### INDIVIDUAL LEADERS

#### Rushing:

Washington - Lewis 27-97, Turner 7-38.

Florida - Douglas 9-65, Smith 7-17.

#### Passing:

Washington - Conklin 21-39-0-217-2 TD, Brunell 3-5-0-25-0 TD.

Florida - Douglas 8-18-1-91-0 TD, L. Smith 3-10-0-57-0 TD.

#### Receiving:

Washington - McKay 5-83, Lewis 6-44, Ames 5-29.

Florida - Barber 2-41, McClendon 1-36, Mills 3-31.

## 1992 SUGAR BOWL

Jan. 1, 1992 - New Orleans, La. (Att. 76,447)

**NOTRE DAME 39**  
**FLORIDA 28**

Notre Dame 0 7 10 22 - 39  
Florida 10 6 0 12 - 28

**UF** - Matthews to Jackson 15 pass (Czyzewski kick)

**UF** - Czyzewski 26-yard FG

**UF** - Czyzewski 24-yard FG

**ND** - Mirer to Dawson 40 pass (Hentrich kick)

**UF** - Czyzewski 36-yard FG

**ND** - Pendergast 32-yard FG

**ND** - Mirer to I. Smith 4 pass (Hentrich kick)

**UF** - Czyzewski 37-yard FG

**UF** - Czyzewski 24-yard FG

**ND** - Bettis 4 run (Mirer pass good)

**ND** - Bettis 49 run (Pendergast kick)

**UF** - Matthews to Houston 36 pass (Matthews pass failed)

**ND** - Bettis 39 run (Pendergast kick)

	NOTRE DAME	FLORIDA
First Downs	23	29
Rushes-Yards	49-279	33-141
Passing Yards	154	370
Att.-Comp.-Int.	19-14-1	58-28-2
Total Offense	433	511
Fumbles-Lost	4-3	0-0
Penalties-Yards	3-15	4-40
Possession Time	29:00	31:00

### INDIVIDUAL LEADERS

#### Rushing:

Notre Dame - Bettis 16-150, Culver 13-93, Brooks 13-68.

Florida - Rhett 15-63, McClendon 7-34.

#### Passing:

Notre Dame - Mirer 14-19-1-154-2 TD.

Florida - Matthews 28-58-2-370-2 TD.

#### Receiving:

Notre Dame - T. Smith 7-75, Dawson 2-49.

Florida - Jackson 8-148, Houston 3-52, Sullivan 4-47.

## 1992 GATOR BOWL

Dec. 31, 1992 - Jacksonville, Fla. (Att. 71,233)

**FLORIDA 27**  
**N.C. STATE 10**

Florida 0 10 10 7 - 27

N.C. State 0 0 3 7 - 10

**UF** - Davis 34-yard FG

**UF** - Matthews 1 run (Davis kick)

**UF** - Matthews to Jackson 17 pass (Davis kick)

**NCST** - Videtich 23-yard FG

**UF** - Davis 42-yard FG

**NCST** - Jordan to Shaw 11 pass (Videtich kick)

**UF** - Matthews to Houston 34 pass (Davis kick)

	FLORIDA	N.C. STATE
First Downs	26	13
Rushes-Yards	50-198	25-54
Passing Yards	247	213
Att.-Comp.-Int.	39-19-2	42-22-1
Total Offense	445	267
Fumbles-Lost	3-2	2-1
Penalties-Yards	6-44	1-10
Possession Time	33:43	26:17

### INDIVIDUAL LEADERS

#### Rushing:

Florida - Rhett 39-192, Matthews 8-8.

N.C. State - Barbour 11-50, George 1-5.

#### Passing:

Florida - Matthews 19-38-0-247-2 TD.

N.C. State - Jordan 22-42-2-213-1 TD.

#### Receiving:

Florida - Rhett 7-42, Jackson 3-42.

N.C. State - Lawrence 5-77, Auer 5-48, Shaw 5-33.

## 1994 SUGAR BOWL

Jan. 1, 1994 - New Orleans, La. (Att. 75,437)

**FLORIDA 41**  
**WEST VIRGINIA 7**

Florida 7 14 11 6 - 41

West Virginia 7 0 0 0 - 7

**WVU** - Kelchner to Kearney 32 pass (Mazzone kick)

**UF** - Rhett 3 run (Davis kick)

**UF** - Wright 52 interception return (Davis kick)

**UF** - Dean to Jackson 39 pass (Davis kick)

**UF** - Rhett 2 run (Davis kick)

**UF** - Rhett 1 run (Davis kick)

**UF** - Davis 43-yard FG

**UF** - Davis 26-yard FG

	FLORIDA	WEST VA.
First Downs	30	16
Rushes-Yards	48-201	31-122

Passing Yards	280	143
Att.-Comp.-Int.	39-24-1	40-16-1
Total Offense	482	265
Fumbles-Lost	2-1	2-1
Penalties-Yards	5-43	8-71
Possession Time	33:22	26:38

### INDIVIDUAL LEADERS

#### Rushing:

Florida - Rhett 25-105, Foy 10-50, Bilkie 2-11.

West Virginia - Walker 13-59, Woodard 2-18, Kelchner 5-11.

#### Passing:

Florida - Dean 22-37-1-244-1 TD, Kresser 2-2-0-26-0 TD.

West Virginia - Kelchner 13-27-0-123-1 TD, Studstill 3-11-1-20-0 TD.

#### Receiving:

Florida - W. Jackson 9-131, Houston 2-38, J. Jackson 3-32.

West Virginia - Kearney 4-59, Baker 4-46.

## 1995 SUGAR BOWL

Jan. 2, 1995 - New Orleans, La. (Att. 76,224)

**FLORIDA STATE 23**  
**FLORIDA 17**

Florida State 3 17 3 0 - 23

Florida 3 7 0 7 - 17

**FSU** - Mowrey 21-yard FG

**UF** - Davis 26-yard FG

**FSU** - Dunn to Ellison 73 pass (Mowrey kick)

**FSU** - Kanell to McCorvey 16 pass (Mowrey kick)

**UF** - Wuerffel to Hilliard 82 pass (Davis kick)

**FSU** - Mowrey 24-yard FG

**FSU** - Mowrey 45-yard FG

**UF** - Wuerffel 1 run (Davis kick)

	FLORIDA ST.	FLORIDA
First Downs	21	23
Rushes-Yards	30-76	29-5
Passing Yards	325	449
Att.-Comp.-Int.	41-24-0	43-30-1
Total Offense	401	454
Fumbles-Lost	0-0	2-2
Penalties-Yards	7-62	8-57
Possession Time	27:56	32:04

### INDIVIDUAL LEADERS

#### Rushing:

Florida State - Dunn 14-58, Crockett 5-19.

Florida - Williams 10-27, Taylor 8-18.

#### Passing:

Florida State - Kanell 23-40-0-252-1 TD, Dunn 1-1-0-73-1 TD.

Florida - Wuerffel 28-39-1-394-1 TD, Kresser 1-2-0-3-0 TD.

#### Receiving:

Florida State - Ellison 4-102, McCorvey 4-84, Green 4-74.

Florida - Jackson 6-128, Hilliard 3-119, Anthony 8-57.

### 1996 FIESTA BOWL

Jan. 2, 1996 • Tempe, Ariz. (Att. 79,864)

**NEBRASKA 62**  
**FLORIDA 24**

Nebraska 6 29 14 13 - 62  
Florida 10 0 8 6 - 24

**UF** - Edmiston 23-yard FG  
**NU** - Frazier to Phillips 16 pass (kick blocked)  
**UF** - Wuerffel 1 run (Edmiston kick)  
**NU** - Phillips 42 run (Brown kick)  
**NU** - Wuerffel sacked by Williams for a safety  
**NU** - Green 1 run (Brown kick)  
**NU** - Brown 26-yard FG  
**NU** - Booker 42-yard interception return (Brown kick)  
*1996 Fiesta Bowl (cont.)*  
**NU** - Brown 24-yard FG  
**NU** - Frazier 35 run (Brown kick)  
**UF** - Wuerffel to Hilliard 35 pass (Wuerffel pass good)  
**NU** - Frazier 75 run (Brown kick)  
**NU** - Phillips 15 run (kick blocked)  
**NU** - Berringer 1 run (Retzlaff kick)  
**UF** - Anthony 93 kickoff return (Wuerffel pass failed)

	NEBRASKA	FLORIDA
First Downs	27	15
Rushes-Yards	68-524	21-(-28)
Passing Yards	105	297
Att.-Comp.-Int.	15-6-2	38-20-3
Total Offense	629	269
Fumbles-Lost	1-0	1-1
Penalties-Yards	4-30	9-78
Possession Time	35:17	24:43

#### INDIVIDUAL LEADERS

**Rushing:**  
*Nebraska* - Frazier 16-199, Phillips 25-165, Green 9-68.  
*Florida* - Williams 6-6, T. Jackson 4-4.  
**Passing:**  
*Nebraska* - Frazier 6-14-2-105-1 TD, Phillips 0-1-0-0-0 TD.  
*Florida* - Wuerffel 17-31-3-255-1 TD, Kresser 3-7-0-42-0 TD.  
**Receiving:**  
*Nebraska* - Johnson 2-43, Holbein 1-33.  
*Florida* - Doering 8-123, Hilliard 6-100, Anthony 2-40.

### 1997 SUGAR BOWL

Jan. 2, 1997 • New Orleans, La. (Att. 78,344)

**FLORIDA 52**  
**FLORIDA STATE 20**

Florida 10 14 14 14 - 52  
Florida State 3 14 3 0 - 20  
**UF** - Wuerffel to Hilliard 9 pass (Edmiston kick)  
**FSU** - Bentley 43-yard FG  
**UF** - Edmiston 32-yard FG  
**UF** - Taylor 2 run (Edmiston kick)  
**FSU** - Busby to Green 29 pass (Bentley kick)  
**UF** - Wuerffel to Hilliard 31 pass (Edmiston kick)  
**FSU** - Dunn 12 run (Bentley kick)  
**FSU** - Bentley 45-yard FG  
**UF** - Wuerffel to Hilliard 8 pass (Edmiston kick)  
**UF** - Wuerffel 16 run (Edmiston kick)  
**UF** - Jackson 42 run (Edmiston kick)  
**UF** - Jackson 1 run (Edmiston kick)

	FLORIDA	FLORIDA ST.
First Downs	26	13
Rushes-Yards	43-168	21-42
Passing Yards	306	271
Att.-Comp.-Int.	34-18-1	42-17-2
Total Offense	474	313
Fumbles-Lost	1-0	2-0
Penalties-Yards	15-102	14-115
Possession Time	36:27	23:33

#### INDIVIDUAL LEADERS

**Rushing:**  
*Florida* - Jackson 12-118, Taylor 18-60.  
*Florida State* - Dunn 9-28, Warrick 1-12.  
**Passing:**  
*Florida* - Wuerffel 18-34-1-306-3 TD.  
*Florida State* - Busby 17-41-1-271-1 TD, Kendra 0-1-1-0-0 TD.  
**Receiving:**  
*Florida* - Hilliard 7-150, Green 5-79, Anthony 4-50.  
*Florida State* - Green 3-86, Cooper 4-82, Messam 5-48.

### 1998 FLORIDA CITRUS BOWL

Jan. 1, 1998 • Orlando, Fla. (Att. 67,919)

**FLORIDA 21**  
**PENN STATE 6**

Florida 14 0 0 7 - 21  
Penn State 0 3 3 0 - 6  
**UF** - Brindise 1 run (Cooper kick)  
**UF** - Johnson to Green 35 pass (Cooper kick)  
**PSU** - Forney 42-yard FG  
**PSU** - Forney 30-yard FG  
**UF** - Palmer to Green 37 pass (Cooper kick)

	FLORIDA	PENN ST.
First Downs	23	9
Rushes-Yards	59-254	29-47
Passing Yards	143	92
Att.-Comp.-Int.	19-9-2	32-10-3
Total Offense	397	139
Fumbles-Lost	1-1	0-0
Penalties-Yards	5-46	1-5
Possession Time	35:07	24:53

#### INDIVIDUAL LEADERS

**Rushing:**  
*Florida* - Taylor 43-234, Carroll 9-28.  
*Penn State* - Eberly 14-53, Watson 4-5.  
**Passing:**  
*Florida* - Johnson 5-12-1-77-1 TD, Brindise 3-6-1-29-0 TD, Palmer 1-1-0-37-1 TD.  
*Penn State* - McQueary 10-32-3-92-0 TD.  
**Receiving:**  
*Florida* - Green 2-72, McGriff 1-19, Taylor 1-19.  
*Penn State* - Natasi 2-26, Brown 3-25, Watson 2-15.

# BOWL HISTORY

## 1999 ORANGE BOWL

Jan. 2, 1999 • Miami, Fla. (Att. 67,919)

**FLORIDA** 31  
**SYRACUSE** 10

Florida 14 14 14 3-31

Syracuse 0 3 0 7-10

**UF** - Johnson to Taylor 51 pass (Chandler kick)

**UF** - Johnson to Taylor 26 pass (Chandler kick)

**SYR** - Trout 36-yard FG

**UF** - Palmer to Kinney 4 pass (Chandler kick)

**UF** - Palmer 2 run (Chandler kick)

**UF** - Chandler 32-yard FG

**SYR** - McNabb to Jackson 62 pass (Trout kick)

	FLORIDA	SYRACUSE
First Downs	18	18
Rushes-Yards	36-133	36-129
Passing Yards	308	192
Att.-Comp.-Int.	31-22-0	30-14-1
Total Offense	441	321
Fumbles Lost	0	3
Penalties-Yards	11-76	2-20
Possession Time	31:48	28:12

### INDIVIDUAL LEADERS

#### Rushing:

Florida - Jackson 21-108, Taylor 2-16.

Syracuse - McNabb 20-72, Brown 5-31.

#### Passing:

Florida - Johnson 12-17-0-195-2 TD, Palmer 10-14-0-113-1 TD.

Syracuse - McNabb 14-30-1-192-1 TD.

#### Receiving:

Florida - Taylor 7-159, Karim 4-79, Jackson 4-27.

Syracuse - Jackson 1-62, Johnson 4-49, Daniel 4-34.

## 2000 FLORIDA CITRUS BOWL

Jan. 1, 2000 • Orlando, Fla. (Att. 62,011)

**MICHIGAN STATE** 37  
**FLORIDA** 34

Michigan St. 3 17 6 11-37

Florida 7 14 6 7-34

**MSU** - Edinger 46-yard FG

**UF** - Johnson to Taylor 12 pass (Chandler kick)

**MSU** - Burke to Burress 37 pass (Edinger kick)

**MSU** - Turner 24-yard fumble return (Edinger kick)

**UF** - Johnson to Taylor 8 pass (Chandler kick)

**MSU** - Edinger 20-yard FG

**UF** - Johnson 1 run (Chandler kick)

**MSU** - Burke to Burress 21 pass (Burke pass failed)

**UF** - Johnson to Taylor 39 pass (Johnson pass failed)

**UF** - Gillespie 2 run (Chandler kick)

**MSU** - Burke to Burress 30 pass (Burke pass good)

**MSU** - Edinger 39-yard FG

	MICHIGAN ST.	FLORIDA
First Downs	25	27
Rushes-Yards	40-187	30-113
Passing Yards	257	300
Att.-Comp.-Int.	35-21-2	51-25-0
Total Offense	400	367
Fumbles Lost	1	2
Penalties-Yards	7-80	10-100
Possession Time	32:49	27:11

### INDIVIDUAL LEADERS

#### Rushing:

Michigan State - Clemons 20-105, Duckett 14-77.

Florida - Gillespie 14-74, Carroll 5-14.

#### Passing:

Michigan State - Burke 21-35-2-257-3 TD.

Florida - Johnson 24-50-0-288-3 TD.

#### Receiving:

Michigan State - Burress 13-185, Baker 2-21.

Florida - Taylor 11-156, Jackson 5-61, Willis 4-53.

## 2001 SUGAR BOWL

Jan. 2, 2001 • New Orleans, La. (Att. 64,407)

**MIAMI (FLA.)** 37  
**FLORIDA** 20

Miami (Fla.) 10 3 14 10-37

Florida 7 3 7 3-20

**UF** - Grossman to Wells 23 pass (Chandler kick)

**UM** - Sievers 44-yard FG

**UM** - Dorsey to Shockey 8 pass (Sievers kick)

**UM** - Sievers 29-yard FG

**UF** - Chandler 51-yard FG

**UF** - Graham 36 run (Chandler kick)

**UM** - Dorsey to Williams 19 pass (Sievers kick)

**UM** - Dorsey to Davenport 2 pass (Sievers kick)

**UF** - Chandler 26-yard FG

**UM** - Sievers 29-yard FG

**UM** - Davenport 3 run (Sievers kick)

	MIAMI	FLORIDA
First Downs	28	25
Rushes-Yards	43-198	20-155
Passing Yards	270	312
Att.-Comp.-Int.	40-22-2	51-24-3
Total Offense	454	452
Fumbles Lost	0	0
Penalties-Yards	11-109	9-79
Possession Time	35:19	24:41

### INDIVIDUAL LEADERS

#### Rushing:

Miami - Portis 18-97, Jackson 12-62, Davenport 6-17.

Florida - Graham 15-136.

#### Passing:

Miami - Dorsey 22-40-2-270-3 TD.

Florida - Grossman 18-41-2-252-1 TD, Palmer 6-10-1-60-0 TD.

#### Receiving:

Miami - Moss 6-89, Wayne 3-49, Shockey 4-47.

Florida - Caldwell 6-110, Gaffney 7-75, Graham 4-43.

## 2002 ORANGE BOWL

Jan. 2, 2002 • Miami, Fla. (Att. 73,640)

**FLORIDA 56**  
**MARYLAND 23**

Florida 14 14 21 7-56  
Maryland 7 3 0 13-23

- UF** - Graham 1 run (Chandler kick)
- UF** - Berlin to Jacobs 46 pass (Chandler kick)
- MD** - Hill to Williams 64 pass (Novak kick)
- MD** - Novak 20-yard FG
- UF** - Grossman to Jacobs 15 pass (Chandler kick)
- UF** - Grossman to Gaffney 4 pass (Chandler kick)
- UF** - Gillespie 11 run (Chandler kick)
- MD** - Riley 1 run (Novak kick)
- UF** - Grossman to Perez 10 pass (Chandler kick)
- MD** - Riley 10 run (Hill pass failed)

	FLORIDA	MARYLAND
First Downs	30	19
Rushes-Yards	25-203	40-103
Passing Yards	456	257
Att.-Comp.-Int.	49-33-2	39-23-1
Total Offense	659	360
Fumbles-Lost	2-1	0-0
Penalties-Yards	6-43	4-20
Possession Time	28:26	31:34

### INDIVIDUAL LEADERS

#### Rushing:

Florida - Graham 16-149, Gillespie 4-63.  
Maryland - Hill 11-31, Riley 9-23.

#### Passing:

Florida - Grossman 20-28-0-248-3 TD, Berlin 11-19-2-196-1 TD, Creveling 2-2-0-12-0 TD.  
Maryland - Hill 23-39-1-257-1 TD.

#### Receiving:

Florida - Jacobs 10-170, Gaffney 7-118, Caldwell 4-47.  
Maryland - Williams 4-91, Parson 4-46, Murphy 5-42.

## 2003 OUTBACK BOWL

Jan. 1, 2003 • Tampa, Fla. (Att. 65,101)

**MICHIGAN 38**  
**FLORIDA 30**

Michigan 7 14 14 3-38  
Florida 0 16 7 7-30

- UM** - Perry 4 run (Finley kick)
- UF** - Graham 2 run (Leach kick)
- UF** - Graham 1 run (Carthon rush failed)
- UM** - Perry 1 run (Finley kick)
- UF** - Leach 29-yard FG
- UM** - Navarre to Bellamy 8 pass (Finley kick)
- UF** - Grossman to Ratliff 33 pass (Leach kick)
- UM** - Perry 7 run (Finley kick)
- UM** - Perry 12 run (Finley kick)
- UF** - Grossman to Walker 3 pass (Leach kick)
- UM** - Finley 33-yard FG

2003 Outback Bowl (cont.)

	MICHIGAN	FLORIDA
First Downs	17	28
Rushes-Yards	37-104	43-183
Passing Yards	319	323
Att.-Comp.-Int.	37-21-0	42-21-1
Total Offense	423	506
Fumbles-Lost-Int.	0-0	2-1
Penalties-Yards	3-23	6-38
Possession Time	32:39	27:21

### INDIVIDUAL LEADERS

#### Rushing:

Michigan - Perry 28-85, Bellamy 2-20.  
Florida - Graham 22-120, Carthon 6-56.

#### Passing:

Michigan - Navarre 21-36-0-319-1 TD.  
Florida - Grossman 21-41-0-323-2 TD, Brown 0-1-1-0-0 TD.

#### Receiving:

Michigan - Edwards 4-110, Perry 6-108, Joppru 6-80.  
Florida - Jacobs 7-88, Carthon 3-65, Kight 3-52.

## 2004 OUTBACK BOWL

Jan. 1, 2004 • Tampa, Fla. (Att. 65,372)

**IOWA 37**  
**FLORIDA 17**

Iowa 7 13 14 3-37  
Florida 7 0 3 7-17

- UF** - Leak to Kight 70 pass (Leach kick)
- UI** - Chandler to Brown 3 pass (Kaeding kick)
- UI** - Kaeding 47-yard FG
- UI** - Chandler 5 run (Kaeding kick)
- UI** - Kaeding 32-yard FG
- UI** - Melloy 0-yard blocked punt return (Kaeding kick)
- UF** - Leach 48-yard FG
- UI** - Russell 34 run (Kaeding kick)
- UI** - Kaeding 38-yard FG
- UF** - Leak to Baker 25 pass (Leach kick)

	IOWA	FLORIDA
First Downs	22	16
Rushes-Yards	49-238	28-57
Passing Yards	170	268
Att.-Comp.-Int.	26-13-0	41-22-1
Total Offense	408	325
Fumbles-Lost	1-0	1-0
Penalties-Yards	3-15	4-43
Possession Time	34:10	25:50

### INDIVIDUAL LEADERS

#### Rushing:

Iowa - Russell 21-150, Lewis 12-45.  
Florida - Carthon 10-44, Fason 4-23.

#### Passing:

Iowa - Chandler 13-25-0-170-1 TD.  
Florida - Leak 22-41-1-268-2 TD.

#### Receiving:

Iowa - Brown 6-96, Hinkel 3-44.  
Florida - Perez 7-70, Small 3-37, Baker 3-36.

# BOWL HISTORY

## 2004 CHICK-FIL-A PEACH BOWL

Dec. 31, 2004 • Atlanta, Ga. (Att. 69,322)

**MIAMI** 27  
**FLORIDA** 10

Miami 7 10 7 3-27  
Florida 0 3 7 0-10

**UM** - Hester 78-yard blocked field goal return (Peattie kick)

**UF** - Leach 34-yard FG

**UM** - Peattie 47-yard FG

**UM** - Parrish 72-yard punt return (Peattie kick)

**UM** - Berlin to Moore 20 pass (Peattie kick)

**UF** - Leak to Cornelius 45 pass (Leach kick)

**UM** - Peattie 32-yard FG

	MIAMI	FLORIDA
First Downs	16	22
Rushes-Yards	36-106	40-144
Passing Yards	171	262
Att.-Comp.-Int.	13-24-1	39-19-2
Total Offense	277	406
Fumbles-Lost	2-1	1-0
Penalties-Yards	4-30	8-74
Possession Time	28:51	31:09

### INDIVIDUAL LEADERS

#### Rushing:

*Miami* - Gore 25-80, Moss 4-18.

*Florida* - Fason 17-94, Leak 14-79, Thornton 8-20.

#### Passing:

*Miami* - Berlin 13-24-1-171-1 TD.

*Florida* - Leak 19-39-2-262-1 TD.

#### Receiving:

*Miami* - Parrish 4-63, Leggett 2-41, Moore 2-32.

*Florida* - Small 8-92, Fason 4-40, Jackson 2-33.

## 2006 OUTBACK BOWL

Jan. 2, 2006 • Tampa, Fla. (Att. 65,881)

**FLORIDA** 31  
**IOWA** 24

Florida 7 17 7 0-31  
Iowa 0 7 0 17-24

**UF** - T. McCollum 6-yard blocked punt return (Hetland kick)

**UF** - Hetland 21-yard FG

**UF** - Brown 60-yard interception return (Hetland kick)

**UI** - Tate to Solomon 20 pass (Schlicher kick)

**UF** - Leak to Baker 24 pass (Hetland kick)

**UF** - Leak to Baker 38 pass (Hetland kick)

**UI** - Tate to Hinkel 4 pass (Schlicher kick)

**UI** - Tate to Hinkel 14 pass (Schlicher kick)

**UI** - Schlicher 45-yard FG

	FLORIDA	IOWA
First Downs	26	23
Rushes-Yards	42-169	20-64
Passing Yards	278	346
Att.-Comp.-Int.	40-25-0	55-32-1
Total Offense	447	410
Fumbles-Lost	1-1	0-0
Penalties-Yards	5-30	8-60
Possession Time	35:25	24:35

### INDIVIDUAL LEADERS

#### Rushing:

*Florida* - Moore 13-88, Wynn 8-34, Leak 13-31.

*Iowa* - Young 13-34, Tate 3-24.

#### Passing:

*Florida* - Leak 25-40-0-278-2 TD.

*Iowa* - Tate 32-55-1-346-3 TD.

#### Receiving:

*Florida* - Baker 10-147, Jackson 7-76, Casey 2-27.

*Iowa* - Solomon 7-96, Hinkel 9-87, Chandler 7-89.

## 2007 TOSTITOS BCS NATIONAL CHAMPIONSHIP

Jan. 8, 2007 • Glendale, Ariz. (Att. 74,628)

**FLORIDA** 41  
**OHIO STATE** 14

Florida 14 20 0 7-41  
Ohio State 7 7 0 0-24

**OSU** - Ginn, Jr., 93-yard kickoff return (Pettrey kick)

**UF** - Leak to Baker 14 pass (Hetland kick)

**UF** - Harvin 4 run (Hetland kick)

**UF** - Wynn 2 run (Hetland kick)

**OSU** - Pittman 18 run (Pettrey kick)

**UF** - Hetland 42-yard FG

**UF** - Hetland 40-yard FG

**UF** - Tebow to Caldwell 1 pass (Hetland kick)

**UF** - Tebow 1 run (Hetland kick)

	FLORIDA	OHIO ST.
First Downs	21	8
Rushes-Yards	43-156	23-47
Passing Yards	214	35
Att.-Comp.-Int.	26-37-0	4-14-1
Total Offense	370	82
Fumbles-Lost	0-0	1-1
Penalties-Yards	6-50	5-50
Possession Time	40:48	19:12

### INDIVIDUAL LEADERS

#### Rushing:

*Florida* - Wynn 19-69, Tebow 10-39, Harvin 5-22

*Ohio State* - Pittman 10-60, Wells 2-9, Hartline 1-5

#### Passing:

*Florida* - Leak 25-36-0-213-1 TD, Tebow 1-1-0-1-1 TD

*Ohio State* - Smith 4-14-1-35-0 TD

#### Receiving:

*Florida* - Harvin 9-60, Cornelius 5-50, Ingram 4-58

*Ohio State* - Gonzales 2-11, Hartline 1-13, Pittman 1-11



## 2008 CAPITAL ONE BOWL

Jan. 1, 2008 • Orlando, Fla. (Att. 69,748)

**MICHIGAN 41**  
**FLORIDA 35**

Michigan 7 14 7 13 - 41  
Florida 7 7 14 7 - 35

- UM** - Henne to Manningham 21 pass (Lopata kick)
- UF** - Tebow to Harvin 10 pass (Iijas kick)
- UF** - Tebow to Caldwell 18 pass (Iijas kick)
- UM** - Hart 3 run (Lopata kick)
- UM** - Henne to Arrington 1 pass (Lopata kick)
- UM** - Hart 1 run (Lopata kick)
- UF** - Tebow 1 run (Iijas kick)
- UF** - Tebow to Caldwell 14 pass (Iijas kick)
- UM** - Lopata 37-yard FG
- UF** - Harvin 10 run (Iijas kick)
- UM** - Henne to Arrington 18 pass (Lopata kick)
- UM** - Lopata 41-yard FG

	MICHIGAN	FLORIDA
First Downs	28	18
Rushes-Yards	47-151	32-230
Passing Yards	373	169
Att.-Comp.-Int.	39-25-2	34-18-0
Total Offense	524	399
Fumbles-Lost	4-2	1-0
Penalties-Yards	8-65	9-49
Possession Time	32:18	27:42

### INDIVIDUAL LEADERS

#### Rushing:

Michigan - Hart 32-129, Manningham 7-53  
Florida - Harvin 13-165, Tebow 16-19

#### Passing:

Michigan - Henne 25-39-2-373-3 TD  
Florida - Tebow 14-33-0-154-3 TD, Henry 1-1-0-15-0 TD

#### Receiving:

Michigan - Arrington 9-153, Matthews 7-62, Manningham 5-78  
Florida - Harvin 9-77, Caldwell 4-40, Hernandez 3-31

## 2009 FEDEX BCS NATIONAL CHAMPIONSHIP

Jan. 8, 2009 • Miami, Fla. (Att. 78,468)

**FLORIDA 24**  
**OKLAHOMA 14**

Florida 0 7 7 10 - 24  
Oklahoma 0 7 0 7 - 14

- UF** - Tebow to Murphy 20 pass (Phillips kick)
- OU** - Bradford to Gresham 6 pass (Stevens kick)
- UF** - Harvin 2 run (Phillips kick)
- OU** - Bradford to Gresham 11 pass (Stevens kick)
- UF** - Phillips 27-yard FG
- UF** - Tebow to Nelson 4 pass (Phillips kick)

	FLORIDA	OKLAHOMA
First Downs	24	25
Rushes-Yards	44-249	29-107
Passing Yards	231	256
Att.-Comp.-Int.	30-18-2	41-26-2
Total Offense	480	363
Fumbles-Lost	0-0	1-1
Penalties-Yards	8-81	4-31
Possession Time	34:57	25:03

### INDIVIDUAL LEADERS

#### Rushing:

Florida - Harvin 9-122, Tebow 22-109.  
Oklahoma - Brown 22-110, Madu 4-12

#### Passing:

Florida - Tebow 18-30-2-231-2 TD,  
Oklahoma - Bradford 26-41-2-256-2 TD

#### Receiving:

Florida - Hernandez 5-57, Harvin 5-49, Murphy 2-44  
Oklahoma - Gresham 8-62, Iglesias 5-58, Johnson 4-29

## 2010 ALLSTATE SUGAR BOWL

Jan. 1, 2010 • New Orleans, La. (Att. 65,207)

**CINNINNATI 24**  
**FLORIDA 51**

Cincinnati 0 3 7 14 - 24  
Florida 9 21 14 7 - 51

- UF** - Tebow to Hernandez 7-yd pass (Sturgis kick failed)
- UF** - Sturgis 40-yd FG
- UF** - Tebow to Thompson 7-yd pass (Sturgis kick)
- UF** - Moody 6-yd run (Sturgis kick)
- UC** - Rogers 47-yd FG
- UF** - Tebow to Cooper 80-yd pass (Sturgis kick)
- UF** - Moody 2-yd run (Sturgis kick)
- UC** - Pike to Waugh 2-yd pass (Rogers kick)
- UF** - Tebow 4-yd run (Sturgis kick)
- UC** - Pike to Binns 3-yd pass (Rogers kick)
- UF** - Rainey 6-yd run (Sturgis kick)
- UC** - Pike to Alli 6-yd pass (Rogers kick)

	CINNINNATI	FLORIDA
First Downs	19	28
Rushes-Yards	23-76	34-177
Passing Yards	170	482
Att.-Comp.-Int.	45-27-0	36-31-0
Total Offense	246	659
Fumbles-Lost	1-0	0-0
Penalties-Yards	3-40	12-90
Possession Time	27:40	32:20

### INDIVIDUAL LEADERS

#### Rushing:

Cincinnati - Pead 7-48, Kelce 1-19  
Florida - Gillislee 5-78, Tebow 14-51

#### Passing:

Cincinnati - Pike 27-45-0-170-3 TD  
Florida - Tebow 31-35-0-482-3 TD

#### Receiving:

Cincinnati - Gilyard 7-41, Binns 5-29, Guidugli 5-22  
Florida - Hernandez 9-111, Cooper 7-181, Rainey 4-71

# BOWL HISTORY

## 2011 OUTBACK BOWL

Jan. 1, 2011 • Tampa, Fla. (Att. 60,574)

**FLORIDA 37**  
**PENN STATE 24**

Florida 0 14 6 17 - 37  
Penn State 7 10 7 0 - 24

- PSU** - McGloin to Moye 5-yd pass (Wagner kick)
- UF** - Hines 16-yd run (Henry kick)
- UF** - McCray 27-yd blocked puntn return (Henry kick)
- PSU** - Zordich 1-yd run (Wagner kick)
- PSU** - Wagner 20-yd FG
- UF** - Henry 30-yd FG
- PSU** - McGloin 2-yd run (Wagner kick)
- UF** - Henry 47-yd FG
- UF** - Gillislee 1-yd run (Henry kick)
- UF** - Henry 20-yd FG
- UF** - Black 80-yd interception return (Henry kick)

	FLORIDA	PENN ST.
First Downs	17	17
Rushes-Yards	45-178	36-139
Passing Yards	101	211
Att.-Comp.-Int.	27-14-1	41-17-5
Total Offense	279	350
Fumbles-Lost	2-1	0-0
Penalties-Yards	5-35	5-29
Possession Time	27:11	32:49

### INDIVIDUAL LEADERS

#### Rushing:

Florida - Reed 24-68, Rainey 6-66  
Penn State - Royster 20-98

#### Passing:

Florida - Reed 8-13-0-0, Brantley 6-13-1-0 TD  
Penn State - McGloin 17-41-5-1 TD

#### Receiving:

Penn State - Moye 5-79, Royster 4-51, Brackett 2-28  
Florida - Hines 2-27, Burton 2-22, Thompson 2-22

## 2012 TAXSLAYER.COM GATOR BOWL

Jan. 2, 2012 • Jacksonville, Fla. (Att. 61,312)

**OHIO STATE 17**  
**FLORIDA 24**

Ohio State 0 10 0 7 - 17  
Florida 7 7 7 3 - 24

- UF** - Brantley to Thompson 17-yd pass (Sturgis kick)
- OSU** - Miller to Posey 5-yd pass (Basil kick)
- UF** - Debose 99-yd kickoff return (Sturgis kick)
- OSU** - Basil 47-yd field goal
- UF** - Stewart 14-yd blocked punt return (Sturgis kick)
- UF** - Sturgis 17-yd field goal
- OSU** - Miller to Hall 11-yd pass (Basil kick)

	OHIO ST.	FLORIDA
First Downs	20	14
Rushes-Yards	37-137	38-131
Passing Yards	162	132
Att.-Comp.-Int.	23-18-0	16-12-1
Total Offense	236	263
Fumbles-Lost	2-2	2-2
Penalties-Yards	4-25	7-74
Possession Time	32:21	27:39

### INDIVIDUAL LEADERS

#### Rushing:

Ohio St. - Herron 12-82, Hall 4-24, Miller 15-20, Hyde 5-17  
Florida - Rainey 16-71, Demps 7-30, Burton 4-23, Gillislee 5-15

#### Passing:

Ohio St. - Miller 18-23-0-162-2 TD  
Florida - Brantley 12-16-1-132-1 TD

#### Receiving:

Ohio St. - Posey 5-38, Herron 4-11, Hall 3-12, Smith 2-47  
Florida - Rainey 3-31, Hines 2-40, Thompson 2-27

## 2013 ALLSTATE SUGAR BOWL

Jan. 2, 2013 • New Orleans, La. (Att. 54,178)

**LOUISVILLE 33**  
**FLORIDA 23**

Louisville 14 10 6 3 - 33  
Florida 0 10 0 13 - 23

- UL** - Floyd 38-yd interception return (Wallace kick)
- UL** - Wright 1-yd run (Wallace kick)
- UF** - Sturgis 33-yd field goal
- UL** - Wallace 27-yd field goal
- UL** - Bridgewater to Parker 15-yd pass (Wallace kick)
- UF** - Jones 1-yd run (Sturgis kick)
- UL** - Bridgewater to Copeland 19-yd pass (Wallace kick)
- UL** - Wallace 30-yd field goal
- UF** - Debose 100-yd kickoff return (Sturgis kick)
- UF** - Driskel to Taylor 5-yd pass (Sturgis kick)

	LOUISVILLE	FLORIDA
First Downs	23	17
Rushes-Yards	36-70	30-111
Passing Yards	266	175
Att.-Comp.-Int.	32-20-1	29-16-2
Total Offense	336	286
Fumbles-Lost	2-0	1-1
Penalties-Yards	2-25	9-98
Possession Time	35:37	24:23

### INDIVIDUAL LEADERS

#### Rushing:

Louisville - Wright 25-84-1 TD, Lamb 2-5, Bridgewater 7-(-17)  
Florida - Gillislee 9-48, T.Burton 5-24, Jones 3-16-1 TD, Hines 2-11, Debose 1-8, Driskel 10-4

#### Passing:

Louisville - Bridgewater 20-32-1-266-2 TD  
Florida - Brantley 16-29-2-175-1 TD

#### Receiving:

Louisville - Rogers 4-62, Smith 4-55, Wright 3-19, Butler 2-43, Parker 2-32-1 TD, Copeland 2-31-1 TD  
Florida - Dunbar 5-77, Hines 3-34, Hammond 2-22

# YEAR-BY-YEAR OFFENSIVE STATS

Year	SCORING			FIRST DOWNS			RUSHING			PASSING			TOTAL OFFENSE			PENALTIES			RETURNS			PUNTING			3RD DOWNS		4TH DOWNS									
	Pts	Rush TD	Pass TD	PAI	FG	Tot Pts	Rush	Pass	Pen	Total	Yds	Att	Avg	Gm	Yds	Plays	Yds/Play	Yds/Gm	Fum-Lost	No Yds	Yds/Gm	KR Yds	PR Yds	PR	Conv-Att	Pct	Conv-Att	Pct								
2011	26.5	17	13	36-37	24-29	344	129	95	106	21	222	1859	469	4.0	183.1	1902	288-183-5	10.4	185.7	4073	879	5.3	334.4	19-10	100-975	66.8	47-1137	23.2	18-249	13.8	68-3209	44.7	67-3338	32.1	6-11	545
2012	25.5	17	13	33-33	24-29	311	129	95	106	21	222	1859	469	4.0	183.1	1902	288-183-5	10.4	185.7	4073	879	5.3	334.4	19-10	100-975	66.8	47-1137	23.2	18-249	13.8	68-3209	44.7	67-3338	32.1	6-11	545
2013	26.5	17	13	36-37	24-29	344	129	95	106	21	222	1859	469	4.0	183.1	1902	288-183-5	10.4	185.7	4073	879	5.3	334.4	19-10	100-975	66.8	47-1137	23.2	18-249	13.8	68-3209	44.7	67-3338	32.1	6-11	545
2014	26.5	17	13	36-37	24-29	344	129	95	106	21	222	1859	469	4.0	183.1	1902	288-183-5	10.4	185.7	4073	879	5.3	334.4	19-10	100-975	66.8	47-1137	23.2	18-249	13.8	68-3209	44.7	67-3338	32.1	6-11	545
2015	26.5	17	13	36-37	24-29	344	129	95	106	21	222	1859	469	4.0	183.1	1902	288-183-5	10.4	185.7	4073	879	5.3	334.4	19-10	100-975	66.8	47-1137	23.2	18-249	13.8	68-3209	44.7	67-3338	32.1	6-11	545
2016	26.5	17	13	36-37	24-29	344	129	95	106	21	222	1859	469	4.0	183.1	1902	288-183-5	10.4	185.7	4073	879	5.3	334.4	19-10	100-975	66.8	47-1137	23.2	18-249	13.8	68-3209	44.7	67-3338	32.1	6-11	545
2017	26.5	17	13	36-37	24-29	344	129	95	106	21	222	1859	469	4.0	183.1	1902	288-183-5	10.4	185.7	4073	879	5.3	334.4	19-10	100-975	66.8	47-1137	23.2	18-249	13.8	68-3209	44.7	67-3338	32.1	6-11	545
2018	26.5	17	13	36-37	24-29	344	129	95	106	21	222	1859	469	4.0	183.1	1902	288-183-5	10.4	185.7	4073	879	5.3	334.4	19-10	100-975	66.8	47-1137	23.2	18-249	13.8	68-3209	44.7	67-3338	32.1	6-11	545
2019	26.5	17	13	36-37	24-29	344	129	95	106	21	222	1859	469	4.0	183.1	1902	288-183-5	10.4	185.7	4073	879	5.3	334.4	19-10	100-975	66.8	47-1137	23.2	18-249	13.8	68-3209	44.7	67-3338	32.1	6-11	545
2020	26.5	17	13	36-37	24-29	344	129	95	106	21	222	1859	469	4.0	183.1	1902	288-183-5	10.4	185.7	4073	879	5.3	334.4	19-10	100-975	66.8	47-1137	23.2	18-249	13.8	68-3209	44.7	67-3338	32.1	6-11	545
2021	26.5	17	13	36-37	24-29	344	129	95	106	21	222	1859	469	4.0	183.1	1902	288-183-5	10.4	185.7	4073	879	5.3	334.4	19-10	100-975	66.8	47-1137	23.2	18-249	13.8	68-3209	44.7	67-3338	32.1	6-11	545
2022	26.5	17	13	36-37	24-29	344	129	95	106	21	222	1859	469	4.0	183.1	1902	288-183-5	10.4	185.7	4073	879	5.3	334.4	19-10	100-975	66.8	47-1137	23.2	18-249	13.8	68-3209	44.7	67-3338	32.1	6-11	545



# YEARLY LEADERS

## RUSHING

Year	Leader	Att	Yds	Avg	TD
2012	Mike Gillislee	244	1,152	4.7	10
2011	Chris Rainey	171	861	5.0	2
2010	Jeff Demps	92	591	6.0	3
2009	Tim Tebow	217	910	4.2	14
2008	Tim Tebow	176	673	3.8	12
2007	Tim Tebow	210	895	4.3	23
2006	DeShawn Wynn	143	699	4.9	6
2005	DeShawn Wynn	130	621	4.8	7
2004	* Ciatrick Fason	222	1,267	5.7	10
2003	Ran Carthon	119	595	5.0	6
2002	Earnest Graham	240	1,085	5.1	11
2001	Earnest Graham	125	650	5.2	9
2000	Robert Gillespie	125	678	5.4	5
1999	Earnest Graham	117	654	5.6	5
1998	Terry Jackson	105	587	5.6	3
1997	Fred Taylor	214	1,292	6.0	13
1996	Elijah Williams	106	671	6.3	4
1995	Elijah Williams	114	858	7.5	7
1994	Fred Taylor	171	873	5.1	8
1993	* Errict Rhett	247	1,289	5.2	11
1992	Errict Rhett	250	903	3.6	9
1991	* Errict Rhett	224	1,109	5.0	10
1990	Errict Rhett	148	845	5.7	4
1989	* Emmitt Smith	284	1,599	5.6	14
1988	Emmitt Smith	187	988	5.3	9
1987	* Emmitt Smith	229	1,341	5.9	13
1986	Octavius Gould	156	562	3.6	4
1985	Neal Anderson	238	1,034	4.3	8
1984	Neal Anderson	157	916	5.8	7
1983	Neal Anderson	162	835	5.2	9
1982	James Jones	150	752	5.0	4
1981	James Jones	166	617	3.7	9
1980	James Jones	150	657	4.4	4
1979	Johnell Brown	104	306	2.9	0
1978	Calvin Davis	126	497	3.9	1
1977	Tony Green	119	696	5.8	3
1976	Willie Wilder	101	654	6.5	9
1975	* Jimmy DuBose	191	1,307	6.8	6
1974	Tony Green	133	856	6.4	6
1973	Vince Kendrick	127	516	4.1	5
1972	Nat Moore	145	845	5.8	9
1971	Mike Rich	106	481	4.7	1
1970	Tommy Durrance	167	584	3.5	6
1969	Tommy Durrance	189	731	3.8	12
1968	Larry Smith	152	690	4.6	7
1967	Larry Smith	205	754	3.7	8
1966	* Larry Smith	162	742	4.6	9
1965	Alan Poe	83	366	4.5	3
1964	Larry Dupree	101	376	3.7	3
1963	Larry Dupree	189	745	3.9	4
1962	* Larry Dupree	113	604	5.2	7
1961	Don Goodman	111	413	3.7	-
1960	Don Goodman	95	454	4.7	5
1959	John MacBeth	59	257	4.3	-
1958	Bob Milby	53	288	5.4	0
1956	Ed Sears	84	370	4.4	-
1955	Jackie Simpson	65	422	6.5	4

\*Led SEC in Rushing Yards

## PASSING

Year	Leader	Att	Comp	Int	Yds	Pct	TD
2012	Jeff Driskel	245	156	5	1,646	.637	12
2011	John Brantley	240	144	7	2,044	.600	11
2010	John Brantley	329	200	10	2,061	.608	9
2009	Tim Tebow	314	213	5	2,895	.678	21
2008	Tim Tebow	298	192	4	2,746	.644	30
2007	Tim Tebow	350	234	6	3,286	.669	32
2006	Chris Leak	365	232	13	2,942	.636	23
2005	Chris Leak	374	235	6	2,639	.628	20
2004	* Chris Leak	399	238	12	3,197	.596	29
2003	Chris Leak	320	190	11	2,435	.594	16
2002	* Rex Grossman	503	287	17	3,402	.571	22
2001	* Rex Grossman	395	259	12	3,896	.656	34
2000	Rex Grossman	212	131	7	1,866	.618	21
1999	Doug Johnson	337	190	13	2,574	.564	20
1998	Doug Johnson	274	154	8	2,346	.562	19
1997	Doug Johnson	269	148	12	2,023	.550	21
1996	* Danny Wuerffel	360	207	13	3,625	.575	39
1995	* Danny Wuerffel	325	210	10	3,266	.646	35
1994	Danny Wuerffel	212	132	9	1,754	.623	18
1993	Danny Wuerffel	273	159	10	2,230	.528	22
1992	* Shane Matthews	463	275	16	3,205	.594	23
1991	* Shane Matthews	361	218	18	3,130	.604	28
1990	* Shane Matthews	378	229	12	2,952	.606	23
1989	Kyle Morris	131	65	6	1,098	.496	9
1988	Kyle Morris	167	84	13	1,217	.503	3
1987	Kerwin Bell	239	140	10	1,769	.586	9
1986	Kerwin Bell	242	131	10	1,515	.541	10
1985	* Kerwin Bell	288	180	8	2,687	.625	21
1984	* Kerwin Bell	184	98	7	1,614	.533	16
1983	Wayne Peace	292	186	10	2,079	.637	10
1982	Wayne Peace	246	174	10	2,053	.707	8
1981	Wayne Peace	273	159	11	1,803	.582	11
1980	Wayne Peace	180	91	9	1,271	.506	5
1979	Larry Ochab	185	98	14	1,169	.529	6
1978	John Brantley	170	85	13	1,334	.500	11
1977	Terry LeCount	134	62	9	848	.462	6
1976	* Jimmy Fisher	146	83	8	1,511	.568	10
1975	Don Gaffney	90	42	2	755	.467	8
1974	Don Gaffney	87	37	4	621	.425	7
1973	David Bowden	113	62	8	711	.549	7
1972	* David Bowden	229	198	12	1,480	.471	12
1971	* John Reaves	356	193	21	2,104	.542	17
1970	* John Reaves	376	188	19	2,549	.500	13
1969	* John Reaves	396	222	19	2,896	.561	24
1968	Jackie Eckdahl	125	56	7	572	.448	2
1967	Larry Rentz	140	80	9	1,031	.571	3
1966	* Steve Spurrier	291	179	8	2,012	.615	16
1965	* Steve Spurrier	287	148	13	1,893	.516	14
1964	Steve Spurrier	114	65	10	943	.570	6
1963	Tom Shannon	158	84	13	956	.545	4
1962	Tom Shannon	100	56	8	551	.560	2
1961	Tom Batten	67	30	5	460	.448	3
1960	Bobby Dodd	55	30	3	448	.545	1
1959	Richard Allen	80	31	4	613	.388	5
1958	Mickey Ellenburg	36	15	4	238	.417	4
1956	Jimmy Dunn	34	15	2	268	.441	4
1955	Richard Allen	56	17	10	273	.304	3

\*Led SEC in passing (rankings based on pass efficiency since 1967.

Through 1966, passing yards were used.)

## RECEIVING

Year	Leader	Rec	Yds	Avg	TD
2012	Jordan Reed	45	559	12.4	3
2011	Chris Rainey	31	381	12.3	2
2010	Deonte Thompson	38	570	15.0	1
2009	Aaron Hernandez	68	850	12.5	5
2008	Percy Harvin	40	644	16.1	7
2007	Percy Harvin	59	858	14.5	4
2006	Dallas Baker	60	920	15.3	10
2005	* Chad Jackson	88	900	10.2	9
2004	* O.J. Small	63	719	11.4	4
2003	Ben Troupe	39	638	16.4	5
	Kelvin Kight	39	591	15.2	3
2002	Taylor Jacobs	71	1,088	15.3	8
2001	Jabar Gaffney	67	1,191	17.8	13
2000	Jabar Gaffney	71	1,184	16.7	14
1999	Darrell Jackson	67	1,156	17.3	9
1998	Travis McGriff	70	1,357	19.4	10
1997	Jacquez Green	61	1,024	16.8	9
1996	* Reidel Anthony	72	1,293	18.0	18
1995	Chris Doering	70	1,045	14.9	17
1994	Jack Jackson	57	855	15.0	15
1993	Jack Jackson	51	949	18.6	11
1992	* Willie Jackson	62	772	12.5	8
1991	Willie Jackson	51	725	14.2	10
1990	* Kirk Kirkpatrick	55	770	14.0	7
1989	Emmitt Smith	21	207	9.9	1
1988	Tony Lomack	22	276	12.6	0
1987	Stacey Simmons	25	392	15.7	4
	Emmitt Smith	25	184	7.4	0
1986	Ricky Nattiel	44	679	15.4	8
1985	John L. Williams	44	369	8.4	3
1984	John L. Williams	21	276	13.1	2
1983	Dwayne Dixon	47	596	12.7	2
1982	Dwayne Dixon	45	589	13.1	2
1981	Spencer Jackson	39	449	11.5	5
1980	* Cris Collinsworth	40	599	15.0	3
1979	Cris Collinsworth	41	593	14.5	2
1978	Cris Collinsworth	39	745	19.1	9
1977	Wes Chandler	25	490	19.6	6
1976	Wes Chandler	44	967	22.0	10
1975	Wes Chandler	20	457	22.9	5
1974	* Lee McGriff	36	698	19.4	7
1973	Lee McGriff	38	703	18.5	5
1972	Nat Moore	25	351	14.0	4
1971	Carlos Alvarez	40	517	12.8	2
1970	Carlos Alvarez	44	717	16.1	5
1969	* Carlos Alvarez	88	1,329	15.1	12
1968	Guy McTheny	34	347	10.2	0
1967	Richard Trapp	58	708	12.2	1
1966	* Richard Trapp	63	872	13.8	7
1965	* Charles Casey	58	809	13.9	8
1964	* Charles Casey	47	673	14.7	4
1963	Russ Brown	12	113	9.4	0
1962	Russ Brown	15	227	14.1	1
1961	Russ Brown	13	239	18.3	0
1960	Bob Hoover	10	108	10.8	0
1959	Perry McGriff	14	360	25.4	2
1958	Don Hudson	8	118	14.7	1
1957	Jim Roundtree	8	171	21.3	3
1956	Jim Roundtree	9	176	19.5	3
1955	Jim Roundtree	8	110	13.7	1

\*Led SEC

# YEARLY LEADERS

## TOTAL OFFENSE

Year	Leader	Rush Yds	Pass Yds	Total	Avg/Gm
2012	Jeff Driskel	413	1,646	2,059	171.6
2011	John Brantley	-120	2,044	1,924	174.9
2010	John Brantley	-111	2,061	1,950	150.0
2009	Tim Tebow	910	2,895	3,805	271.8
2008	Tim Tebow	673	2,746	3,419	244.2
2007	* Tim Tebow	895	3,286	4,181	321.6
2006	Chris Leak	30	2,942	2,972	212.3
2005	Chris Leak	81	2,639	2,720	226.7
2004	* Chris Leak	79	3,197	3,276	273.0
2003	Chris Leak	-53	2,435	2,382	183.2
2002	Rex Grossman	-65	3,402	3,337	256.7
2001	Rex Grossman	8	3,896	3,904	354.9
2000	Rex Grossman	-76	1,866	1,790	162.7
1999	Doug Johnson	-111	2,574	2,463	223.9
1998	Doug Johnson	-66	2,346	2,280	228.0
1997	Doug Johnson	-185	2,023	1,838	204.2
1996	* Danny Wuerffel	-100	3,625	3,525	293.8
1995	* Danny Wuerffel	-141	3,266	3,125	284.1
1994	Danny Wuerffel	-45	1,754	1,709	142.4
1993	Danny Wuerffel	-89	2,230	2,141	194.6
1992	* Shane Matthews	-29	3,205	3,176	264.7
1991	* Shane Matthews	10	3,130	3,140	285.5
1990	* Shane Matthews	-27	2,952	2,925	265.9
1989	Emmitt Smith	1,599	0	1,599	145.4
1988	Kyle Morris	-11	1,217	1,206	120.6
1987	Kerwin Bell	-184	1,769	1,585	144.1
1986	Kerwin Bell	-148	1,515	1,367	151.9
1985	Kerwin Bell	-216	2,687	2,471	224.6
1984	Kerwin Bell	-5	1,614	1,609	146.3
1983	Wayne Peace	11	2,079	2,090	190.0
1982	Wayne Peace	-158	2,053	1,895	172.3
1981	Wayne Peace	-110	1,803	1,693	153.9
1980	Wayne Peace	63	1,271	1,334	148.2
1979	Larry Ochab	-100	1,169	1,069	152.7
1978	John Brantley	7	1,334	1,341	134.1
1977	Terry LeCount	628	848	1,476	134.2
1976	* Jimmy Fisher	288	1,511	1,799	163.5
1975	Jimmy DuBose	1,307	0	1,307	118.8
1974	Tony Green	856	31	887	80.6
1973	Don Gaffney	151	609	760	69.1
1972	David Bowden	-180	1,480	1,300	118.2
1971	John Reaves	-104	2,104	2,000	181.8
1970	John Reaves	-118	2,549	2,431	221.0
1969	* John Reaves	44	2,896	2,852	285.2
1968	Jackie Ekdahl	174	572	746	74.6
1967	Larry Rentz	194	1,031	1,225	122.5
1966	* Steve Spurrier	66	2,012	2,078	207.8
1965	* Steve Spurrier	230	1,893	2,123	212.3
1964	Steve Spurrier	146	943	1,089	108.9
1963	Tommy Shannon	12	956	968	96.8
1962	Larry Dupree	604	0	604	60.4
1961	Tom Batten	0	460	460	46.0
1960	Larry Libertore	420	293	713	71.3
1959	Dick Allen	14	613	627	62.7
1958	Jimmy Dunn	180	199	379	37.9
1957	Jim Rountree	411	0	411	45.7
1956	Ed Sears	370	0	370	37.0
1955	Jackie Simpson	424	12	436	43.6

\*Led SEC in total offense

## ALL-PURPOSE

Year	Leader	Yards	Plays	Rush Yds	Rec Yds	Ret	Avg/Play
2012	Mike Gillislee	1,322	262	1,152	159	11	5.0
2011	Chris Rainey	1,451	218	861	381	209	6.7
2010	Jeff Demps	927	118	551	116	260	7.9
2009	Brandon James	1,324	106	109	215	1,000	11.6
2008	Brandon James	1,402	94	59	95	1,248	14.9
2007	Percy Harvin	1,622	83	764	858	0	19.5
2006	Dallas Baker	920	60	0	920	0	15.3
2005	Chad Jackson	1,013	109	89	900	24	9.2
2004	Ciatrick Fason	1,533	257	1,267	266	0	6.0
2003	Ran Carthon	780	140	595	185	0	5.6
2002	Earnest Graham	1,178	262	1,085	93	0	4.5
2001	Jabar Gaffney	1,191	67	0	1,191	0	17.8
2000	Jabar Gaffney	1,184	71	0	1,184	0	16.7
1999	Bo Carroll	1,432	133	577	103	752	10.8
1998	Travis McGriff	1,499	93	-3	1,357	145	16.1
1997	Fred Taylor	1,530	238	1,292	238	0	6.4
1996	Reidel Anthony	1,523	91	27	1,293	203	16.7
1995	Elijah Williams	1,135	136	858	277	0	8.3
1994	Jack Jackson	1,287	79	42	855	390	16.3
1993	Errict Rhett	1,560	283	1,289	271	0	5.6
1992	Errict Rhett	1,303	305	903	400	0	4.3
1991	Errict Rhett	1,470	264	1,109	361	0	5.6
1990	Errict Rhett	1,043	170	845	198	0	6.1
1989	Emmitt Smith	1,806	305	1,599	207	0	5.9
1988	Emmitt Smith	1,060	197	988	72	0	5.4
1987	Emmitt Smith	1,525	254	1,341	184	0	6.0
1986	Octavius Gould	797	177	562	235	0	4.5
1985	Neal Anderson	1,400	265	1,034	349	17	5.3
1984	John L. Williams	1,069	166	793	276	0	6.4
1983	Neal Anderson	919	173	835	75	9	5.3
1982	Lorenzo Hampton	1,027	156	664	213	150	6.6
1981	James Jones	799	188	617	182	0	4.3
1980	Cris Collinsworth	703	66	75	599	29	10.7
1979	Cris Collinsworth	778	62	17	593	168	12.5
1978	Cris Collinsworth	1,248	74	100	745	403	16.7
1977	Wes Chandler	1,128	102	353	490	285	11.0
1976	Wes Chandler	1,162	59	3	967	192	19.7
1975	Jimmy Dubose	1,315	194	1,307	8	0	6.8
1974	Tony Green	1,115	150	856	96	163	7.4
1973	Lee McGriff	704	39	1	703	0	18.1
1972	Nat Moore	1,426	176	845	351	230	8.1
1971	Willie Jackson	878	58	61	331	486	15.1
1970	Willie Jackson	990	77	61	439	490	12.8
1969	Carlos Alvarez	1,329	88	0	1,329	0	15.1
1968	Larry Smith	861	165	690	157	14	5.2
1967	Larry Smith	1,021	219	754	267	0	4.6
1966	Larry Smith	1,010	189	742	183	85	5.3
1965	Jack Harper	1,127	115	286	403	438	9.8

## KICKOFF RETURNS

Year	Leader	No	Yds	Avg	TD	Lg
2012	Andre Debose	18	510	28.3	1	100
2011	Andre Debose	19	495	26.1	1	99
2010	Andre Debose	21	587	28.0	2	99
2009	Brandon James	29	756	26.1	1	85
2008	Brandon James	32	738	23.1	0	52
2007	Brandon James	30	841	28.0	0	61
2006	Brandon James	21	383	18.2	0	38
2005	Markus Manson	16	313	19.6	0	31
2004	Andre Caldwell	11	174	15.8	0	30
2003	Andre Caldwell	22	454	20.6	0	45
2002	Ran Carthon	17	380	22.4	0	39
2001	Lito Sheppard	7	171	24.4	0	40
2000	Lito Sheppard	13	298	22.9	0	39
1999	Bo Carroll	23	599	26.0	1	100
1998	John Capel	10	274	27.4	0	60
1997	Bo Carroll	9	287	31.9	1	94
1996	Jacquez Green	10	216	21.6	0	40
1995	Reidel Anthony	19	472	24.8	1	90
1994	Jack Jackson	15	390	26.0	0	60
1993	Jack Jackson	17	480	28.2	1	100
1992	Harrison Houston	21	487	23.2	0	40
1991	Larry Kennedy	12	331	27.6	0	58
1990	Monty Duncan	12	285	23.8	0	53
1989	Tony Lomack	18	436	24.2	1	99
1988	Tony Lomack	10	253	25.3	0	46
1987	Kerry Watkins	13	262	20.2	0	36
1986	Kerry Watkins	29	666	23.0	0	48
1985	Ricky Nattiel	10	194	19.4	0	30
1984	Ricky Nattiel	5	131	26.2	0	50
1983	Roger Sibbald	6	120	20.0	0	28
1982	John L. Williams	7	156	22.3	0	28
1981	Victor Bradley	10	201	20.1	0	33
1980	Johnell Brown	12	245	20.4	0	33
1979	Darrell Jones	12	212	17.6	0	36
1978	Cris Collinsworth	15	394	26.3	1	97
1977	Cris Collinsworth	9	193	21.4	0	56
1976	Terry LeCount	18	378	21.0	0	73
1975	Tony Green	13	290	22.3	0	56
1974	James Richards	11	220	20.0	0	31
1973	James Richards	11	241	21.9	0	30
1972	Willie Jackson	12	272	22.8	0	37
1971	Willie Jackson	22	486	22.9	0	68
1970	Willie Jackson	23	490	21.3	0	34
1969	Andy Cheney	11	263	23.9	0	46
1968	Jerry Vinesett	14	294	21.0	0	—
1967	Tommy Glenn	10	225	22.5	0	—
1966	Harmon Wages	13	296	24.8	0	—
1965	Jack Harper	12	186	15.5	0	—
1964	Jack Harper	11	249	22.6	0	—
1963	Jack Harper	9	171	19.6	0	—
1962	Bob Hoover	11	253	23.0	0	—
1961	Don Goodman	10	261	26.1	0	—
1960	Don Goodman	6	180	30.0	0	—
1959	Don Deal	9	208	23.2	0	—

## PUNT RETURNS

Year	Leader	No	Yds	Avg	TD	Lg
2012	Andre Debose	10	93	9.3	0	32
2011	Chris Rainey	12	106	8.8	1	22
2010	Janoris Jenkins	18	150	8.3	0	33
2009	Brandon James	33	244	7.4	0	49
2008	Brandon James	37	510	13.8	2	78
2007	Brandon James	14	254	18.1	1	83
2006	Brandon James	33	363	11.0	1	77
2005	Vernell Brown	26	197	7.6	0	29
2004	Vernell Brown	21	161	7.7	0	43
2003	Keiwan Ratliff	30	341	11.1	0	29
2002	Keiwan Ratliff	32	341	10.7	0	41
2001	Lito Sheppard	26	246	9.5	0	28
2000	Lito Sheppard	22	307	14.0	2	57
1999	Bo Carroll	14	153	10.9	0	37
1998	Travis McGriff	21	145	6.9	0	31
1997	Jacquez Green	27	392	14.5	2	86
1996	Jacquez Green	25	324	13.0	2	79
1995	Reidel Anthony	11	122	11.1	0	52
1994	Sorola Palmer	28	276	9.9	0	21
1993	Sorola Palmer	13	129	9.9	0	33
1992	Monty Duncan	17	100	5.9	0	14
1991	Monty Duncan	29	200	6.9	0	25
1990	Terence Barber	27	189	7.0	0	73
1989	Tony Lomack	13	33	2.5	0	14
1988	Stacey Simmons	18	145	8.1	0	17
1987	Jarvis Williams	20	222	11.1	0	49
1986	Ricky Nattiel	12	75	6.3	0	14
1985	Ricky Nattiel	20	182	9.1	0	31
1984	Ricky Nattiel	22	346	15.7	1	67
1983	Roger Sibbald	13	94	7.2	0	13
1982	Ivory Curry	22	191	8.7	0	44
1981	Ivory Curry	28	263	9.4	0	34
1980	Ivory Curry	25	177	7.1	1	71
1979	Cris Collinsworth	15	29	1.9	0	13
1978	Tony Waters	8	124	15.5	0	26
1977	Wes Chandler	10	140	14.0	0	60
1976	Wes Chandler	13	175	13.5	0	54
1975	Tony Green	13	154	11.8	0	34
1974	Tyson Sever	16	88	5.6	0	18
1973	Tyson Sever	21	97	4.6	0	21
1972	Tyson Sever	35	354	10.1	1	71
1971	Harvin Clark	6	98	16.1	1	82
1970	Carlos Alvarez	9	166	18.4	1	72
1969	Steve Tannen	16	137	8.5	0	24
1968	Steve Tannen	22	255	11.5	2	72
1967	Richard Trapp	27	204	7.6	0	—
1966	George Grandy	27	243	9.0	1	83
1965	Jack Harper	19	252	13.3	0	—
1964	Allen Trammell	10	171	17.1	1	61
1963	Bruce Bennett	10	134	13.4	1	51
1962	Hagood Clarke	10	139	13.9	0	—
1961	Hagood Clarke	4	120	30.0	0	80
1960	Larry Libertore	17	153	9.0	0	—
1959	Jack Westbrook	13	125	9.7	0	—
1958	Jimmy Dunn	11	104	9.4	0	—
1956	Jackie Simpson	6	104	17.3	1	—
1955	Jackie Simpson	17	267	14.6	1	—

# YEARLY LEADERS

## PUNTING LEADERS

Year	Leader	No	Yds	Avg	Lg
2012	Kyle Christy	66	3,023	45.8	62
2011	Kyle Christy	30	1,227	40.9	67
2010	Chas Henry	50	2,253	45.1	75
2009	Chas Henry	34	1,476	43.4	61
2008	Chas Henry	44	1,908	43.4	67
2007	Chas Henry	37	1,453	39.3	54
2006	Eric Wilbur	53	2,244	42.3	64
2005	Eric Wilbur	59	2,459	41.7	63
2004	Eric Wilbur	53	2,243	42.3	57
2003	Eric Wilbur	66	2,954	44.8	75
2002	Ingle Martin	46	1,619	35.2	70
2001	Matt Leach	26	1,044	40.2	54
2000	Alan Rhine	47	2,035	43.3	65
1999	Alan Rhine	47	1,898	40.4	57
1998	David Wasielewski	52	2,100	40.4	53
1997	Robby Stevenson	45	1,865	41.4	58
1996	Robby Stevenson	35	1,475	42.1	64
1995	Robby Stevenson	33	1,264	38.3	52
1994	Shayne Edge	37	1,614	43.6	55
1993	Shayne Edge	43	1,837	42.7	61
1992	Shayne Edge	56	2,287	40.8	76
1991	Shayne Edge	46	1,991	43.3	62
1990	Arden Czyzewski	32	1,109	34.7	47
1989	Hank Rone	41	1,525	37.2	65
1988	Fernando Acosta-Rua	23	876	38.1	53
1987	Jamie McAndrew	41	1,636	39.9	54
1986	Jamie McAndrew	57	2,178	38.2	54
1985	Ray Criswell	55	2,459	44.7	63
1984	Ray Criswell	28	1,220	43.6	64
1983	Ray Criswell	30	1,421	47.4	59
1982	Ray Criswell	48	2,053	42.8	73
1981	Joe Borajkiewicz	63	2,552	40.5	63
1980	Mark Dickert	60	2,501	41.7	62
1979	Bill Conover	76	2,869	37.8	53
1978	Bill Conover	59	2,398	40.6	60
1977	Alan Williams	57	2,438	42.8	64
1976	Alan Williams	43	1,681	39.1	57
1975	Tom Dolfi	56	2,160	38.6	55
1974	Buster Morrison	56	2,334	39.6	66
1973	Buster Morrison	70	2,853	40.8	62
1972	Buster Morrison	83	3,187	38.4	—
1971	John James	57	2,297	40.3	62
1970	John James	62	2,296	37.0	56
1969	Hunter Bowen	30	1,069	35.6	45
1968	Larry Rentz	49	1,754	35.7	—
1967	Larry Rentz	33	1,318	39.9	—
1966	Steve Spurrier	45	1,836	40.8	—
1965	Steve Spurrier	37	1,516	41.0	—
1964	Steve Spurrier	48	1,890	39.4	63
1963	H. A. Seymour	52	2,114	40.7	—
1962	Hagood Clarke	46	1,884	41.0	—
1961	Don Ringgold	50	1,839	36.7	65
1960	Don Ringgold	34	1,347	39.6	—
1959	Bobby Joe Green	54	2,424	44.9	65
1958	Bobby Joe Green	43	1,705	39.6	82
1957	Jimmy Dunn	28	930	33.2	—
1956	Harry Spears	34	1,295	38.1	—
1955	Don Chandler	22	975	44.3	76

## TACKLE LEADERS

Year	Leader	Total	Solo	Ast
2012	Josh Evans, S	83	49	34
2011	Jon Bostic, LB	94	60	34
2010	Ahmad Black, S	108	73	35
2009	Ryan Stamper, LB	78	42	36
2008	Brandon Spikes, LB	93	52	41
2007	Brandon Spikes, LB	131	81	50
2006	Earl Everett, LB	85	50	35
2005	Earl Everett, LB	72	39	33
2004	Brandon Siler, LB	77	50	27
2003	Daryl Dixon, DB	115	68	47
2002	Bam Harmon, LB	168	104	64
2001	Andra Davis, LB	107	68	39
2000	Todd Johnson, DB	102	67	35
1999	Marquand Manuel, DB	118	73	45
1998	Mike Peterson, LB	127	73	54
1997	Johnny Rutledge, LB	67	44	23
1996	James Bates, LB	135	58	77
1995	Lawrence Wright, DB	109	72	37
1994	Ben Hanks, NB	93	60	33
1993	Ed Robinson, ILB	117	59	58
1992	Carlton Miles, LB	142	81	61
1991	Carlton Miles, LB	102	46	56
1990	Jerry Odom, LB	85	47	38
1989	Pat Moorer, LB	100	55	45
1988	Pat Moorer, LB	77	49	28
1987	Jarvis Williams, DB	77	55	22
1986	Scott Armstrong, LB	130	61	69
1985	Alonzo Johnson, LB	106	67	39
1984	Alonzo Johnson, LB	90	52	38
1983	Fred McCallister, LB	116	70	46
1982	Wilber Marshall, LB	123	70	53
1981	Wilber Marshall, LB	121	78	43
1980	David Little, LB	161	101	60
1979	Robin Fisher, NG	110	73	37
1978	Scot Brantley, LB	193	115	78
1977	Charlie Williams, LB	153	98	55
1976	Scot Brantley, LB	145	93	52
1975	Sammy Green, LB	202	126	76
1974	Glenn Cameron, LB	185	120	65
1973	Ralph Ortega, LB	113	—	—

*Prior to 1973, no tackle stats were kept or are available.*

*Beginning in 2004, tackle stats went by press box totals.*



# UF BOWL RECORDS

## INDIVIDUAL RECORDS

### Rushing Yards

#### FLORIDA

234—Fred Taylor (43 carries), 1998 Citrus Bowl  
187—Larry Smith (23 carries), 1967 Orange Bowl  
182—Errict Rhett (39 carries), 1992 Gator Bowl  
165—Percy Harvin (13 carries), 2008 Capital One Bowl  
159—Emmitt Smith (28 carries), 1988 All-American Bowl  
149—Earnest Graham (16 carries), 2002 Orange Bowl  
136—Earnest Graham (15 carries), 2001 Sugar Bowl  
128—Emmitt Smith (17 carries), 1987 Aloha Bowl  
122—Percy Harvin (9 carries), 2009 BCS National Championship  
120—Earnest Graham (22 carries), 2003 Outback Bowl

#### OPPONENT

199—Tommie Frazier (Nebraska, 16 carries), 1996 Fiesta Bowl  
165—Lawrence Phillips (Nebraska, 25 carries), 1996 Fiesta Bowl  
161—Gary Anderson (Arkansas, 26 carries), 1982 Bluebonnet Bowl  
159—Charlie Wysocki (Maryland, 39 carries), 1980 Tangerine Bowl  
156—Chuck Varner (Miami, Ohio, 28 carries), 1973 Tangerine Bowl  
150—Fred Russell (Iowa, 21 carries), 2003 Outback Bowl  
150—Jerome Bettis (Notre Dame, 16 carries), 1992 Sugar Bowl

### Passing Yards

#### FLORIDA

482—Tim Tebow (Cincinnati, 31 of 35), 2010 Sugar Bowl\*  
394—Danny Wuerffel (Florida St., 28 of 39), 1995 Sugar Bowl  
370—Shane Matthews (Notre Dame, 28 of 58), 1992 Sugar Bowl  
352—Steve Spurrier (Missouri, 27 of 45), 1966 Sugar Bowl  
323—Rex Grossman (Michigan, 21 of 41), 2003 Outback Bowl  
306—Danny Wuerffel (Florida St., 18 of 34), 1997 Sugar Bowl  
288—Doug Johnson (Michigan State, 24 of 50), 2000 Citrus Bowl  
278—Chris Leak (Iowa, 25 for 40), 2006 Outback Bowl  
271—Wayne Peace (Maryland, 20 of 34), 1980 Tangerine Bowl  
268—Chris Leak (Michigan, 22 of 41), 2003 Outback Bowl

\*UF Record

#### OPPONENT

373—Chad Henne (Michigan, 25 of 39), 2008 Capital One Bowl  
346—Drew Tate (Iowa, 32 of 55), 2006 Outback Bowl  
319—John Navarre (Michigan, 21 of 36) 2003 Outback Bowl  
271—Thad Busby (Florida St., 17 of 41), 1997

Sugar Bowl  
270—Ken Dorsey (Miami, 22 of 40), 2001 Sugar Bowl  
266—Teddy Bridgewater (Louisville, 20 of 32), 2013 Sugar Bowl  
257—Bill Burke (Michigan State, 21 of 35), 2000 Citrus Bowl  
257—Shaun Hill (Maryland, 23 of 39), 2002 Orange Bowl  
256—Sam Bradford (Oklahoma, 26 of 41), 2009 BCS National Championship  
252—Danny Kanell (Florida St., 23 of 40), 1995 Sugar Bowl  
217—Cary Conklin (Washington, 21 of 39), 1989 Freedom Bowl  
173—Troy Aikman (UCLA, 19 of 30), 1987 Aloha Bowl

### TOUCHDOWN PASSES

4—Rex Grossman, 2002 Orange Bowl  
3—Tim Tebow, 2010 Sugar Bowl  
3—Tim Tebow, 2008 Capital One Bowl  
3—Doug Johnson, 2000 Citrus Bowl  
3—Danny Wuerffel, 1997 Sugar Bowl  
3—Bob Hewko, 1982 Bluebonnet Bowl

### Most Receptions

#### FLORIDA

11—Travis Taylor (vs. Michigan State), 2000 Citrus Bowl  
10—Dallas Baker (vs. Iowa), 2006 Outback Bowl  
10—Taylor Jacobs (vs. Maryland), 2002 Orange Bowl  
9—Aaron Hernandez (vs. Cincinnati), 2010 Sugar Bowl  
9—Percy Harvin (vs. Michigan), 2008 Capital One Bowl  
9—Percy Harvin (vs. Ohio State), 2007 BCS National Championship  
9—Willie Jackson (vs. West Virginia), 1994 Sugar Bowl  
9—Barry Brown (vs. Missouri), 1966 Sugar Bowl  
8—six times, most recent: O.J. Small (vs. Miami), 2004 Peach Bowl

### Individual Receiving Yards

181—Riley Cooper (vs. Cincinnati), 2010 Sugar Bowl  
170—Taylor Jacobs (vs. Maryland), 2002 Orange Bowl  
166—Cris Collinsworth (vs. Maryland), 1980 Tangerine Bowl  
159—Travis Taylor (vs. Syracuse), 1999 Orange Bowl  
156—Travis Taylor (vs. Michigan State), 2000 Citrus Bowl  
150—Ike Hilliard (vs. Florida St.), 1997 Sugar Bowl  
148—Willie Jackson (vs. Notre Dame), 1992 Sugar Bowl  
147—Dallas Baker (vs. Iowa), 2006 Outback Bowl  
131—Willie Jackson (vs. West Virginia), 1994 Sugar Bowl  
128—Jack Jackson (vs. Florida St.), 1995 Sugar Bowl

### Total Offense

533—Tim Tebow (482 pass, 51 run), vs. Cincinnati, 2010 Sugar Bowl  
397—Shane Matthews (370 pass, 27 run), vs. Notre

Dame, 1992 Sugar Bowl  
371—Danny Wuerffel (394 pass, -23 run), vs. Florida St., 1995 Sugar Bowl  
346—Rex Grossman (323 pass, 23 run), vs. Michigan, 2003 Outback Bowl  
343—Steve Spurrier (352 pass, -9 run), vs. Missouri, 1966 Sugar Bowl  
340—Tim Tebow (231 Pass, 109 run), vs. Oklahoma, 2009 BCS National Championship  
296—Danny Wuerffel (306 pass, -10 run) vs. Florida St., 1997 Sugar Bowl  
283—Wayne Peace (271 pass, 12 run), vs. Maryland, 1980 Tangerine Bowl

### Scoring

18—Travis Taylor (vs. Michigan State), 2000 Citrus Bowl (3 TDs)  
18—Ike Hilliard (vs. Florida St.), 1997 Sugar Bowl (3 TDs)  
18—Errict Rhett (vs. West Virginia), 1994 Sugar Bowl (3 TDs)  
18—Dwayne Dixon (vs. Arkansas), 1982 Bluebonnet Bowl (3 TDs)  
16—Arden Czyzewski (vs. Notre Dame), 1992 Sugar Bowl (5 FGs—Sugar Bowl record; 1 PAT)

### Longest Plays

#### RUSHING

94—Larry Smith (vs. Georgia Tech), 1967 Orange Bowl

#### RUSHING (Touchdown)

94—Larry Smith (vs. Georgia Tech), 1967 Orange Bowl

#### PASS (Touchdown)

82—Danny Wuerffel to Ike Hilliard (vs. Florida St.), 1995 Sugar Bowl

#### FIELD GOAL

51—Jeff Chandler (vs. Miami), 2001 Sugar Bowl

#### PUNT

69—Robby Stevenson (vs. Florida St.), 1997 Sugar Bowl

## TEAM RECORDS

### Scoring

Most Points by Florida: 56 (vs. Maryland), 2002 Orange Bowl  
Most Points by an Opponent: 62 (vs. Nebraska), 1996 Fiesta Bowl  
Most Points (Both teams): 86 (Florida 24, Nebraska 62), 1996 Fiesta Bowl  
Fewest Points by Florida: 0 (vs. Maryland), 1975 Gator Bowl  
Fewest Points by an Opponent: 6 (Iowa), 1983 Gator Bowl; (Penn State) 1998 Citrus Bowl  
Fewest Points (Both teams): 10 (Mississippi 7, Florida 3), 1958 Gator Bowl

### Rushing

Most Yards by Florida: 284 (vs. Georgia Tech), 1967 Orange Bowl  
Most Yards by an Opponent: 524 (Nebraska), 1996 Fiesta Bowl  
Fewest Yards by Florida: -30 (vs. West Virginia), 1981 Peach Bowl  
Fewest Yards by Opponent: 40 (Baylor), 1960 Gator Bowl

### Passing

Most Yards Passing by Florida: 482 (vs. Cincinnati), 2010 Sugar Bowl  
Most Yards Passing by Opponent: 373 (Michigan), 2008 Capital One Bowl  
Fewest Yards Passing by Florida: 28 (vs. Maryland), 1975 Gator Bowl  
Fewest Yards Passing by Opponent: 6 (Miami University), 1973 Tangerine Bowl  
Most Passes Attempted by Florida: 58 (vs. Notre Dame), 1992 Sugar Bowl  
Most Passes Attempted by Opponent: 55 (Iowa), 2006 Outback Bowl  
Fewest Passes Attempted by Florida: 8 (vs. Baylor), 1960 Gator Bowl  
Fewest Passes Attempted by Opponent: 7 (Ole Miss), 1958 Gator Bowl  
Most Passes Completed by Florida: 33 (vs. Maryland), 2002 Orange Bowl  
Most Passes Completed by Opponent: 32 (Iowa), 2006 Outback Bowl  
Fewest Passes Completed by Florida: 3 (vs. Maryland), 1975 Gator Bowl  
Fewest Passes Completed by Opponent: 1 (Miami University), 1973 Tangerine Bowl

### Total Offense

Most Yards by Florida: 659 (vs. Cincinnati; 177 run, 482 pass), 2010 Sugar Bowl; (vs. Maryland; 203 run, 456 pass), 2002 Orange Bowl  
Most Yards by Opponent: 629 (vs. Nebraska; 524 rush, 105 pass) 1996 Fiesta Bowl  
Most Yards (Both teams): 1,019 (Florida 659, Maryland 360), 2002 Orange Bowl  
Fewest Yards by Florida: 105 (vs. West Virginia; 135 pass, -30 run), 1981 Peach Bowl  
Fewest Yards by Opponent: 82 (Ohio State; 35 pass, 47 run), 2007 BCS National Championship  
Fewest Yards (Both teams): 387 (Florida 248, Penn State 139), 1962 Gator Bowl

## 2010 SUGAR BOWL

*Florida set or tied 11 Sugar Bowl records and four BCS game records in the 2010 Sugar Bowl.*

### INDIVIDUAL

Most consecutive completions: 12, Tim Tebow  
Total offense: 533\*, Tim Tebow (482 pass, 51 rush)  
Passing yards: 482\*, Tim Tebow  
Completions: 31, Tim Tebow (ties record)  
Completion percentage: 88.6%, Tim Tebow  
Touchdown responsibility: 4, Tim Tebow (3 pass, 1 rush) (ties record)

### TEAM

Total offense: 659\* (484 pass, 177 rush; ties record)  
Yards per play: 9.41  
Completions: 35  
Fewest rushing attempts: 56 (Florida 33, Cincy 3)  
Completions: 58 (Florida 31, Cincinnati 27)

\*Also a BCS Bowl record

# RUSHING RECORDS

## ATTEMPTS

### Career

873—Errict Rhett, 1990-93  
 700—Emmitt Smith, 1987-89  
 692—Tim Tebow, 2006-09  
 639—Neal Anderson, 1982-85  
 603—Earnest Graham, 1999-2002  
 537—Fred Taylor, 1994-97  
 520—Larry Smith, 1966-68  
 468—John L. Williams, 1982-85  
 466—James Jones, 1979-82  
 448—Tommy Durrance, 1969-71

### Season

284—Emmitt Smith, 1989  
 250—Errict Rhett, 1992  
 247—Errict Rhett, 1993  
 244—Mike Gillislee, 2012  
 240—Earnest Graham, 2002  
 238—Neal Anderson, 1985  
 229—Emmitt Smith, 1987  
 224—Errict Rhett, 1991  
 222—Ciatrick Fason, 2004  
 217—Tim Tebow, 2009  
**By a Senior:** 247—Errict Rhett, 1993  
**By a Junior:** 284—Emmitt Smith, 1989  
**By a Sophomore:** 224—Errict Rhett, 1991  
**By a Freshman:** 229—Emmitt Smith, 1987

### Game

41—Errict Rhett vs. Georgia, 1993  
 39—Emmitt Smith vs. Alabama, 1987  
 34—Mike Gillislee vs. LSU, 2012  
 34—Fred Taylor vs. Auburn, 1997  
 33—Errict Rhett vs. Kentucky, 1992  
 33—Neal Anderson vs. Kentucky, 1982  
 32—Earnest Graham vs. Kentucky, 2002  
 32—Emmitt Smith vs. LSU, 1987  
 31—Emmitt Smith vs. New Mexico, 1989  
 31—Neal Anderson vs. Kentucky, 1985  
**By a Senior:** 41—Errict Rhett vs. Georgia, 1993  
**By a Junior:** 33—Errict Rhett vs. Kentucky, 1992  
**By a Sophomore:** 28—Emmitt Smith vs. Kentucky, 1988  
**By a Freshman:** 39—Emmitt Smith vs. Alabama, 1987

## YARDAGE

### Career

4,163—Errict Rhett, 1990-93  
 3,928—Emmitt Smith, 1987-89  
 3,234—Neal Anderson, 1982-85  
 3,075—Fred Taylor, 1994-97  
 3,065—Earnest Graham, 1999-2002  
 2,947—Tim Tebow, 2006-09  
 2,590—Tony Green, 1974-77  
 2,470—Jeff Demps, 2008-11  
 2,464—Chris Rainey, 2007-11  
 2,409—John L. Williams, 1982-85

### Season

1,599—Emmitt Smith, 1989  
 1,341—Emmitt Smith, 1987  
 1,307—Jimmy DuBose, 1975  
 1,292—Fred Taylor, 1997  
 1,289—Errict Rhett, 1993  
 1,267—Ciatrick Fason, 2004  
 1,152—Mike Gillislee, 2012

1,109—Errict Rhett, 1991  
 1,085—Earnest Graham, 2002  
 1,034—Neal Anderson, 1985  
**By a Senior:** 1,307—Jimmy DuBose, 1975  
**By a Junior:** 1,599—Emmitt Smith, 1989  
**By a Sophomore:** 1,109—Errict Rhett, 1991  
**By a Freshman:** 1,341—Emmitt Smith, 1987

### Game

316—Emmitt Smith vs. New Mexico, 1989  
 224—Emmitt Smith vs. Alabama, 1987  
 218—Red Bethea vs. Chicago, 1930  
 210—Ciatrick Fason vs. Kentucky, 2004  
 204—Jimmy DuBose vs. Florida St., 1975  
 202—Emmitt Smith vs. Vanderbilt, 1989  
 199—Chuck Hunsinger vs. Furman, 1949  
 197—Neal Anderson vs. Kentucky, 1982  
 196—Errict Rhett vs. Auburn, 1993  
 193—Errict Rhett vs. Kentucky, 1992  
**By a Senior:** 218—Red Bethea vs. Chicago, 1930  
**By a Junior:** 316—Emmitt Smith vs. New Mexico, 1989  
**By a Sophomore:** 190—Ciatrick Fason vs. South Carolina, 2003  
**By a Freshman:** 224—Emmitt Smith vs. Alabama, 1987

## AVERAGE PER CARRY

### Career

(Min. 400 attempts)  
 5.8—Tony Green, 1974-77 (445 attempts)  
 (Min. 300 attempts)  
 6.7—Jeff Demps, 2008-11 (367 attempts)

### Season

(Min. 200 attempts)  
 6.0—Fred Taylor, 1997 (214 attempts)  
 (Min. 100 attempts)  
 7.5—Elijah Williams, 1995 (114 attempts)

### Game

(Min. 25 attempts)  
 10.2—Emmitt Smith vs. New Mexico, 1989 (31-316)  
 (Min. 10 attempts)  
 16.2—Tony Green vs. Maryland, 1974 (11-178)  
 (Min. 5 attempts)  
 22.7—Bo Carroll vs. Central Michigan, 1997 (7-159)  
 (Min. 4 attempts)  
 26.0—John L. Williams vs. Mississippi St., 1983 (4-104)

## TOUCHDOWNS

### Career

\*57—Tim Tebow, 2006-09  
 36—Emmitt Smith, 1987-89  
 34—Errict Rhett, 1990-93  
 33—Earnest Graham, 1999-2002  
 31—Fred Taylor, 1994-97  
 30—Neal Anderson, 1982-85  
 25—DeShawn Wynn, 2003-06  
 25—Buford Long, 1950-52  
 24—Larry Smith, 1966-68  
 23—Jeff Demps, 2008-11  
 \*SEC Record

### Season

23—Tim Tebow, 2007  
 14—Tim Tebow, 2009  
 14—Emmitt Smith, 1989  
 14—Buford Long, 1952  
 13—Fred Taylor, 1997  
 13—Emmitt Smith, 1987  
 12—Tim Tebow, 2008  
 12—Tommy Durrance, 1969  
 11—Trey Burton, 2010  
 11—Earnest Graham, 2002  
 11—Errict Rhett, 1993

### Game

5—Trey Burton vs. Kentucky, 2010  
 5—Tim Tebow vs. South Carolina, 2007  
 4—Jesse Palmer vs. Kentucky, 2000  
 4—Fred Taylor vs. Florida St., 1997  
 4—Rammy Ramsdell vs. Mercer, 1915  
 4—Tommy Owens vs. Mercer, 1928

## AVERAGE RUSHING YARDAGE PER GAME

### Career

126.7—Emmitt Smith, 1987-89 (3,928 in 31 games)  
 90.5—Errict Rhett, 1990-93 (4,163 in 46 games)  
 80.9—Fred Taylor, 1994-97 (3,075 in 38 games)  
 75.2—Neal Anderson, 1982-85 (3,234 in 43 games)

### Season

145.4—Emmitt Smith, 1989 (1,599 in 11 games)  
 121.9—Emmitt Smith, 1987 (1,341 in 11 games)  
 118.8—Jimmy DuBose, 1975 (1,307 in 11 games)  
 117.5—Fred Taylor, 1997 (1,292 in 11 games)  
 109.7—Emmitt Smith, 1988 (988 in 9 games)  
 107.4—Errict Rhett, 1993 (1,289 in 12 games)  
**By a Senior:** 118.8—Jimmy DuBose, 1975 (1,307 in 11 games)  
**By a Junior:** 145.4—Emmitt Smith, 1989 (1,599 in 11 games)  
**By a Sophomore:** 109.7—Emmitt Smith, 1988 (988 in 9 games)  
**By a Freshman:** 121.9—Emmitt Smith, 1987 (1,341 in 11 games)

## RUSHING YARDS BY A WIDE RECEIVER

### Career

1,852—Percy Harvin, 2006-08  
 356—Wes Chandler, 1976-77  
 323—Omarius Hines, 2008-12  
 293—Andre Caldwell, 2003-07  
 210—Cris Collinsworth, 1977-80  
 165—Jacquez Green, 1998-99  
 147—John Capel, 1998-99  
 146—SOLOMON PATTON, 2010-12  
 91—Reche Caldwell, 1999-2001  
 90—Chad Jackson, 2003-05

### Season

764—Percy Harvin, 2007  
 660—Percy Harvin, 2008  
 428—Percy Harvin, 2006  
 353—Wes Chandler, 1977  
 159—Omarius Hines, 2012  
 152—Omarius Hines, 2010  
 140—SOLOMON PATTON, 2012

109—Brandon James, 2009  
 102—Andre Caldwell, 2006  
 93—Jacquez Green, 1995

## RUSHING YARDS BY A QUARTERBACK

### Career

2,947—Tim Tebow, 2006-09  
 786—Larry Libertore, 1960-62  
 655—Terry LeCount, 1975-77  
 582—Jimmy Fisher, 1975-77  
 513—Don Gaffney, 1973-75

### Season

910—Tim Tebow, 2009  
 895—Tim Tebow, 2007  
 673—Tim Tebow, 2008  
 628—Terry LeCount, 1977  
 469—Tim Tebow, 2006  
 420—Larry Libertore, 1962  
 413—Jeff Driskel, 2012  
 349—Trey Burton, 2010  
 328—Jordan Reed, 2010  
 288—Jimmy Fisher, 1976

### Game

177—JEFF DRISKEL vs. Vanderbilt, 2012  
 166—Tim Tebow vs. Ole Miss, 2007  
 123—Tim Tebow vs. Kentucky, 2009  
 120—Tim Tebow vs. South Carolina, 2007  
 110—Trey Burton vs. Georgia, 2010  
 109—Tim Tebow vs. Oklahoma, 2008  
 109—Larry Rentz vs. Tulane, 1967  
 108—Terry LeCount vs. Georgia, 1977  
 103—Jimmy Fisher vs. Miami, 1976

## RUSHING TOUCHDOWNS BY A QUARTERBACK

### Career

\*57—Tim Tebow, 2006-09

### Season

\*23—Tim Tebow, 2007  
 14—Tim Tebow, 2009  
 12—Tim Tebow, 2008  
 11—Trey Burton, 2010  
 8—Tim Tebow, 2006  
 8—Jimmy Fisher, 1979  
 \*SEC Record

### Game

5—Trey Burton vs. Kentucky, 2010  
 5—Tim Tebow vs. South Carolina, 2007  
 4—Jesse Palmer vs. Kentucky, 2000

## 100-YARD GAMES

### Career

23—Emmitt Smith, 1987-89  
 20—Errict Rhett, 1990-93  
 14—Fred Taylor, 1994-97  
 14—Neal Anderson, 1982-85  
 10—Earnest Graham, 1999-2002  
 8—John L. Williams, 1982-85  
 7—Ciatrick Fason, 2002-04  
 7—Jimmy DuBose, 1973-75  
 7—Larry Smith, 1966-68

100-yard Games (Cont.)

**Season**

- 9—Emmitt Smith, 1989
- 8—Fred Taylor, 1997
- 8—Emmitt Smith, 1987
- 7—Errict Rhett, 1993
- 6—Ciatrick Fason, 2004
- 6—Errict Rhett, 1991
- 6—Emmitt Smith, 1988
- 6—Jimmy DuBose, 1975

**Consecutive 100-yard Games In A Season**

- 6—Emmitt Smith, 1987 vs. Tulsa (109), Alabama (224), Mississippi St. (173), LSU (184), Cal State-Fullerton (130), Temple (175)
- 5—Fred Taylor, 1997 vs. So. Mississippi (101), Central Michigan, (106), Tennessee (134), Kentucky (126), Arkansas (103)
- 5—Emmitt Smith, 1988 vs. Montana St. (148), Ole Miss (109), Indiana St. (109), Mississippi St. (164), LSU (132)
- 4—Jimmy DuBose, 1975, vs. Vanderbilt (180), Florida St. (204), Duke (141), Auburn (149)
- 4—Errict Rhett, 1991, vs. Auburn (106), Georgia (124), Kentucky (154), Florida St. (109)
- 4—Errict Rhett, 1993, vs. Arkansas State (108), Kentucky (136), Tennessee (147), Mississippi St. (122)

**Most Consecutive 100-Yard Games**

- 8—Emmitt Smith (last three games of 1987 and first five games of 1988)

**Streaks of 100-Yard Rushing Games**

- 6—Emmitt Smith, 1987 vs. Tulsa, Alabama, Mississippi St., LSU, Cal State-Fullerton, Temple
- 5—Fred Taylor, 1997 vs. So. Miss, Central Michigan, Tennessee, Kentucky, Arkansas
- 5—Emmitt Smith, 1988 vs. Montana State, Ole Miss, Indiana State, Mississippi St., LSU
- 4—Errict Rhett, 1993 vs. Arkansas State, Kentucky, Tennessee, Mississippi St.
- 4—Errict Rhett, 1991 vs. Auburn, Georgia, Ken-

- tucky, Florida St.
- 4—Jimmy DuBose, 1975 vs. Vanderbilt, Florida St., Duke, Auburn
- 3—Chris Rainey, 2011 vs. UAB, Tennessee, Kentucky
- 3—Ciatrick Fason, 2004 vs. Mississippi St., Georgia, Vanderbilt
- 3—Emmitt Smith, 1989 vs. Georgia, Kentucky, Florida St.
- 3—Emmitt Smith, 1989 vs. LSU, Vanderbilt, New Mexico
- 3—Emmitt Smith, 1989 vs. Ole Miss, Louisiana Tech, Memphis State
- 3—Neal Anderson, 1985 vs. Mississippi St., LSU, Tennessee
- 3—Neal Anderson, 1984 vs. Tennessee, Cincinnati, Auburn
- 3—Neal Anderson, 1982 vs. Kentucky, Tulane, Florida St.
- 2—Mike Gillislee, 2012 vs. Jacksonville St., Florida St.
- 2—Jeff Demps, 2008 vs. Arkansas, LSU
- 2—Percy Harvin, 2007 vs. Florida St., Michigan
- 2—Percy Harvin, 2007 vs. Georgia, Vanderbilt
- 2—DeShawn Wynn, 2006 vs. Tennessee, Kentucky
- 2—Earnest Graham, 1999 vs. Vanderbilt, South Carolina
- 2—Terry Jackson, 1998 vs. Kentucky, Alabama
- 2—Terry Jackson, 1998 vs. The Citadel, NE Louisiana
- 2—Fred Taylor, 1997 vs. South Carolina, Florida St.
- 2—Fred Taylor, 1996 vs. LSU, Auburn
- 2—Elijah Williams, 1996 vs. LSU, Auburn
- 2—Elijah Williams, 1995 vs. South Carolina, Vanderbilt
- 2—Terry Jackson, 1995 vs. Kentucky, Tennessee
- 2—Errict Rhett, 1993 vs. Auburn, Georgia
- 2—Errict Rhett, 1990 vs. Mississippi St., LSU
- 2—Bo Carroll, 1989 vs. Auburn, Georgia
- 2—Emmitt Smith, 1987 vs. Kentucky, Florida St.
- 2—John L. Williams, 1984 vs. Tennessee, Cincinnati
- 2—John L. Williams, 1983 vs. Vanderbilt, East Carolina
- 2—Jimmy DuBose, 1975 vs. N.C. State, Mississippi St.
- 2—Nat Moore, 1972 vs. Alabama, Ole Miss
- 2—Larry Smith, 1968 vs. Tulane, North Carolina

- 2—Larry Smith, 1967 vs. Tulane, Vanderbilt
- 2—Rick Casares, 1951 vs. Loyola, Auburn

**MOST YARDS RUSHING IN TWO CONSECUTIVE GAMES**

- 518—Emmitt Smith, 1989, vs. Vanderbilt (202), New Mexico (316)
- 397—Emmitt Smith, 1987, vs. Alabama (224), Mississippi St. (173)

**MOST YARDS RUSHING IN THREE CONSECUTIVE GAMES**

- 635—Emmitt Smith, 1989, vs. LSU (117), Vanderbilt (202), New Mexico (316)

**LONGEST RUSHING PLAYS (Touchdowns)**

- 96—Emmitt Smith vs. Mississippi St., 1988
- 91—Willie Wilder vs. Mississippi St., 1976
- 91—Herb McAnley vs. Sewanee, 1932
- 90—Ken McLean vs. Georgia, 1944
- 86—John L. Williams vs. West Texas State, 1982
- 84—Jeff Demps vs. Kentucky, 2011
- 84—Bobby Lance vs. Auburn, 1954
- 80—Trey Burton vs. Tennessee, 2012
- 80—Percy Harvin vs. South Carolina, 2008
- 80—Neal Anderson vs. Tennessee, 1984
- 80—Tony Green vs. Mississippi St., 1977
- 80—Jimmy DuBose vs. Vanderbilt, 1975
- 80—Bobby Forbes vs. Auburn, 1947
- 77—Buford Long vs. Georgia, 1952
- 76—Chris Rainey vs. Charleston Southern, 2009
- 76—Neal Anderson vs. LSU, 1983
- 76—Jimmy Dunn vs. Georgia, 1958
- 75—Chris Rainey vs. Arkansas, 2008
- 75—Ciatrick Fason vs. Arkansas, 2003
- 75—Lorenzo Hampton vs. West Texas State, 1982
- 75—Bob Hoover vs. Texas A&M, 1962

**YEAR-BY-YEAR INDIVIDUAL 100-YARD RUSHING GAMES**

1965	7	1990	5
1966	2	1991	6
1967	3	1992	3
1968	4	1993	8
1969	2	1994	2
1970	1	1995	6
1971	0	1996	6
1972	6	1997	8
1973	2	1998	5
1974	3	1999	7
1975	6	2000	4
1976	4	2001	1
1977	3	2002	4
1978	1	2003	3
1979	1	2004	6
1980	1	2005	2
1981	0	2006	2
1982	8	2007	7
1983	6	2008	8
1984	8	2009	3
1985	5	2010	2
1986	1	2011	7
1987	8	2012	6
1988	6	<b>TOTAL:</b>	<b>208</b>
1989	10		

**TOP YEAR-BY-YEAR INDIVIDUAL 100-YARD RUSHING GAMES**

1989	10	1999	7
2008	8	2012	6
1997	8	1996	6
1993	8	1995	6
1987	8	1991	6
1984	8	1988	6
1982	8	1983	6
2011	7	1975	6
2007	7	1972	6

# 1,000-YARD RUSHERS

Player	Year	Yards	Carries	Avg	Games to 1,000
Emmitt Smith	1989	1,599	176	9.1	7
Emmitt Smith	1987	1,341	151	8.9	7
Jimmy DuBose	1975	1,307	140	9.3	8
Fred Taylor	1997	1,292	192	6.7	10
Errict Rhett	1993	1,289	175	7.4	8
Ciatrick Fason	2004	1,267	222	5.7	9
Mike Gillislee	2012	1,152	244	4.7	12
Errict Rhett	1991	1,109	200	5.5	10
Earnest Graham	2002	1,085	240	4.5	13
Neal Anderson	1985	1,034	241	4.3	11

**SAME GAME 100-YARD RUSHING PERFORMANCES**

- 2011 vs. Kentucky, Jeff Demps (157) and Chris Rainey (105)
- 2008 vs. Oklahoma, Percy Harvin (122) and Tim Tebow (109)
- 2008 vs. The Citadel, Chris Rainey (142) and Emmanuel Moody (116)
- 2008 vs. Arkansas, Chris Rainey (103) and Jeff Demps (103)
- 1997 vs. Central Michigan, Bo Carroll (159) and Fred Taylor (106)
- 1996 vs. LSU, Elijah Williams (109) and Fred Taylor (107)
- 1996 vs. Auburn, Elijah Williams (116) and Fred Taylor (110)
- 1984 vs. Cincinnati, James Massey (120), John L. Williams (111) and Neal Anderson (105)
- 1984 vs. Tennessee, Neal Anderson (178) and John L. Williams (100)
- 1983 vs. East Carolina, John L. Williams (119) and Neal Anderson (118)
- 1982 vs. Florida St., Lorenzo Hampton (138) and Neal Anderson (103)
- 1982 vs. West Texas State, John L. Williams (179) and Lorenzo Hampton (116)
- 1967 vs. Tulane, Larry Smith (115) and Larry Rentz (109)
- \*1996 vs. LSU and Auburn marks the only time multiple players have rushed for 100 yards in consecutive games

# 100-YARD RUSHING GAMES

316—Emmitt Smith vs. New Mexico, 1989 (31)  
 224—Emmitt Smith vs. Alabama, 1987 (39)  
 218—Red Bethea vs. Chicago, 1930  
 210—Ciatrick Fason vs. Kentucky, 2004 (31)  
 204—Jimmy DuBose vs. Florida St., 1975 (22)  
 202—Emmitt Smith vs. Vanderbilt, 1989 (25)  
 199—Chuck Hunsinger vs. Furman, 1949  
 197—Neal Anderson vs. Kentucky, 1982 (33)  
 196—Errict Rhett vs. Auburn, 1993 (22)  
 193—Errict Rhett vs. Kentucky, 1992 (33)  
 190—Ciatrick Fason vs. South Carolina, 2003 (20)  
 184—Emmitt Smith vs. LSU, 1987 (32)  
 183—Errict Rhett vs. Georgia, 1993 (41)  
 182—Earnest Graham vs. UAB, 2002 (18)  
 182—Emmitt Smith vs. Memphis St., 1989 (24)  
 180—Jimmy DuBose vs. Vanderbilt, 1975 (13)  
 179—John L. Williams vs. West Texas St., 1982 (19)  
 178—Neal Anderson vs. Tennessee, 1984 (23)  
 178—Tony Green vs. Maryland, 1974 (11)  
 177—**JEFF DRISKEL** vs. Vanderbilt, 2012 (11)  
 177—Bobby Forbes vs. Jax NAS, 1944  
 175—Emmitt Smith vs. Temple, 1987 (23)  
 174—Chuck Hunsinger vs. Georgia, 1949 (18)  
 173—Emmitt Smith vs. Mississippi St., 1987 (20)  
 170—Ciatrick Fason vs. Vanderbilt, 2004 (26)  
 170—Fred Taylor vs. South Carolina, 1997 (24)  
 170—Errict Rhett vs. Alabama, 1991 (23)  
 169—Percy Harvin vs. Florida St., 2007 (16)  
 169—Earnest Graham vs. Auburn (SECCG), 2000 (19)  
 167—Percy Harvin vs. South Carolina, 2008 (8)  
 166—Tim Tebow vs. Ole Miss, 2007 (27)  
 165—Percy Harvin vs. Michigan (Bowl), 2008 (13)  
 165—Neal Anderson vs. Indiana St., 1983 (26)  
 164—Emmitt Smith vs. Mississippi St., 1988 (13)  
 162—Fred Taylor vs. Florida St., 1997 (22)  
 160—Neal Anderson vs. Tennessee, 1985 (29)  
 159—Bo Carroll vs. Central Michigan, 1997 (7)  
 158—Jeff Demps vs. Vanderbilt, 2011 (23)  
 158—Earnest Graham vs. W. Michigan, 1999 (19)  
 157—Jeff Demps vs. Kentucky, 2011 (10)  
 157—Neal Anderson vs. Tulane, 1984 (15)  
 154—Errict Rhett vs. Kentucky, 1991 (26)  
 154—Jimmy DuBose vs. Mississippi St., 1975 (20)  
 153—Emmitt Smith vs. Florida St., 1989 (30)  
 153—John L. Williams vs. Virginia Tech, 1985 (27)  
 149—Neal Anderson vs. LSU, 1983 (15)  
 149—Jimmy DuBose vs. Auburn, 1975 (27)  
 148—Mike Gillislee vs. Bowling Green, 2012 (24)  
 148—Emmitt Smith vs. Montana St., 1988 (19)  
 147—Errict Rhett vs. Tennessee, 1993 (30)  
 146—James Jones vs. Vanderbilt, 1982 (26)  
 146—Nat Moore vs. Kentucky, 1972 (23)  
 144—Mike Gillislee vs. LSU, 2012 (34)

143—Ciatrick Fason vs. Mississippi St., 2004 (16)  
 143—Elijah Williams vs. Georgia, 1995 (15)  
 143—Errict Rhett vs. Mississippi St., 1990 (25)  
 143—Jimmy DuBose vs. Auburn, 1974 (25)  
 142—Chris Rainey vs. The Citadel, 2008 (7)  
 142—Errict Rhett vs. Mississippi St., 1991 (27)  
 142—Errict Rhett vs. Auburn, 1990 (15)  
 142—Nat Moore vs. Ole Miss, 1972 (16)  
 142—Larry Smith vs. North Carolina, 1968 (24)  
 141—Jimmy DuBose vs. Duke, 1975 (26)  
 140—Mike Gillislee vs. Florida St., 2012 (24)  
 140—Fred Taylor vs. Auburn, 1997 (34)  
 140—Fred Taylor vs. Vanderbilt, 1994 (16)  
 139—Jeff Demps vs. USF, 2010 (11)  
 139—Ciatrick Fason vs. Georgia, 2004 (17)  
 139—Fred Taylor vs. South Carolina, 1996 (21)  
 138—Terry Jackson vs. Kentucky, 1995 (18)  
 138—Lorenzo Hampton vs. Florida St., 1982 (23)  
 136—Fred Taylor vs. LSU, 1994 (16)  
 136—Errict Rhett vs. Kentucky, 1993 (21)  
 135—Terry Jackson vs. Alabama, 1998 (25)  
 134—Fred Taylor vs. Tennessee, 1997 (17)  
 134—Neal Anderson vs. Kentucky, 1985 (31)  
 134—Neal Anderson vs. Mississippi St., 1985 (23)  
 132—Chris Rainey vs. South Carolina, 2011 (17)  
 132—Emmitt Smith vs. LSU, 1988 (27)  
 132—Tony Green vs. Utah, 1977 (10)  
 131—Earnest Graham vs. Georgia, 2001 (23)  
 131—Vince Kendrick vs. North Carolina, 1972 (19)  
 130—Emmitt Smith vs. Cal St. Fullerton, 1987 (22)  
 129—Jeff Demps vs. LSU, 2008 (10)  
 129—Tony Green vs. Tennessee, 1977 (18)  
 128—Earnest Graham vs. Kentucky, 2000 (14)  
 128—Elijah Williams vs. Vanderbilt, 1995 (9)  
 127—Terry Jackson vs. The Citadel, 1998 (10)  
 127—Emmitt Smith vs. Kentucky, 1989 (29)  
 127—Tommy Durrance vs. Mississippi St., 1969 (21)  
 126—Fred Taylor vs. Kentucky, 1997 (14)  
 126—Elijah Williams vs. South Carolina, 1995 (14)  
 126—Michael Rich vs. Georgia, 1970 (21)  
 125—Earnest Graham vs. Vanderbilt, 2002 (24)  
 124—Earnest Graham vs. Vanderbilt, 1999 (16)  
 124—Errict Rhett vs. Georgia, 1991 (25)  
 124—Tony Green vs. Tennessee, 1976 (17)  
 124—Willie Wilder vs. Mississippi St., 1976 (7)  
 123—Tim Tebow vs. Kentucky, 2009 (16)  
 123—Neal Anderson vs. LSU, 1985 (22)  
 122—Mike Gillislee vs. Jacksonville St., 2012 (20)  
 122—Percy Harvin vs. Oklahoma, 2008 (9)  
 122—Errict Rhett vs. Mississippi St., 1993 (19)  
 121—Tim Tebow vs. South Carolina, 2007 (26)  
 121—Tom Christian vs. Mississippi St., 1968 (9)  
 120—Earnest Graham vs. Michigan, 2002 (22)

120—Robert Gillespie vs. LSU, 2000 (19)  
 120—Errict Rhett vs. South Carolina, 1993 (29)  
 120—Errict Rhett vs. Southern Miss, 1992 (21)  
 120—James Massey vs. Cincinnati, 1984 (18)  
 120—Malcolm Hammack vs. Georgia Tech, 1954 (14)  
 119—Chris Rainey vs. UAB, 2011 (16)  
 119—Terry Jackson vs. Tennessee, 1995 (17)  
 119—John L. Williams vs. East Carolina, 1983 (17)  
 119—Vince Kendrick vs. Auburn, 1973 (23)  
 118—Neal Anderson vs. East Carolina, 1983 (23)  
 117—Terry Jackson vs. NE Louisiana, 1998 (16)  
 117—Emmitt Smith vs. LSU, 1989 (29)  
 117—Emmitt Smith vs. Ole Miss, 1989 (26)  
 117—Tommy Durrance vs. Miami, 1969 (21)  
 116—Emmanuel Moody vs. The Citadel, 2008 (13)  
 116—Terry Jackson vs. Kentucky, 1998 (22)  
 116—Elijah Williams vs. Auburn, 1996 (16)  
 116—Eugene McCaslin vs. Georgia So., 1996 (8)  
 116—Lorenzo Hampton vs. West Texas St., 1982 (13)  
 115—Mike Gillislee vs. Tennessee, 2012 (18)  
 115—Elijah Williams vs. Kentucky, 1994 (13)  
 115—Larry Smith vs. Tulane, 1968 (23)  
 115—Larry Smith vs. Tulane, 1967 (23)  
 115—Larry Smith vs. N.C. St., 1966 (26)  
 113—Percy Harvin vs. Vanderbilt, 2007 (11)  
 113—Bo Carroll vs. Georgia, 1999 (13)  
 113—Emmitt Smith vs. Kentucky, 1988 (28)  
 113—Vince Kendrick vs. Mississippi St., 1972 (12)  
 112—Robert Gillespie vs. Ball St., 2000 (17)  
 112—Emmitt Smith vs. Kentucky, 1987 (24)  
 111—Fred Taylor vs. Auburn, 1995 (17)  
 111—Errict Rhett vs. Kentucky, 1990 (18)  
 111—John L. Williams vs. Cincinnati, 1984 (12)  
 111—James Jones vs. Kentucky, 1980 (22)  
 110—**TREY BURTON** vs. Georgia, 2010 (17)  
 110—Fred Taylor vs. Auburn, 1996 (14)  
 110—John L. Williams vs. Kentucky, 1984 (18)  
 109—Tim Tebow vs. Oklahoma, 2008 (22)  
 109—DeShawn Wynn vs. Georgia, 2005 (19)  
 109—Elijah Williams vs. LSU, 1996 (13)  
 109—Errict Rhett vs. Florida St., 1991 (24)  
 109—Emmitt Smith vs. Indiana St., 1988 (21)  
 109—Emmitt Smith vs. Ole Miss, 1988 (20)  
 109—Emmitt Smith vs. Tulsa, 1987 (10)  
 109—Lorenzo Hampton vs. Mississippi St., 1982 (12)  
 109—Jimmy DuBose vs. N.C. St., 1975 (17)  
 109—Nat Moore vs. Florida St., 1973 (15)  
 109—Larry Smith vs. Air Force, 1968 (25)  
 109—Larry Rentz vs. Tulane, 1967 (13)  
 108—Chris Rainey vs. Tennessee (21)  
 108—Tim Tebow vs. Troy, 2007 (17)  
 108—Ran Carthon vs. Ole Miss., 2003 (15)  
 108—Robert Gillespie vs. LSU, 1999 (21)

108—Robert Gillespie vs. Kentucky, 1999 (12)  
 108—Errict Rhett vs. Arkansas St., 1993 (16)  
 108—Neal Anderson vs. Auburn, 1984 (15)  
 108—Calvin Davis vs. Georgia Tech, 1978 (20)  
 108—Terry LeCount vs. Georgia, 1977 (16)  
 108—Nat Moore vs. Alabama, 1972 (11)  
 108—Rick Casares vs. Loyola, 1951 (12)  
 107—Fred Taylor vs. LSU, 1996 (16)  
 107—James Jones vs. Auburn, 1982 (16)  
 106—Jeff Demps vs. Florida St., 2009 (7)  
 106—Fred Taylor vs. Central Michigan, 1997 (9)  
 106—Errict Rhett vs. Auburn, 1991 (26)  
 106—Emmitt Smith vs. Georgia, 1989 (22)  
 106—Tony Green vs. Kentucky, 1974 (9)  
 105—Chris Rainey vs. Kentucky, 2011 (15)  
 105—Jeff Demps vs. FAU, 2011 (12)  
 105—Percy Harvin vs. Arkansas, 2006 (6)  
 105—Ciatrick Fason vs. Eastern Michigan, 2004 (16)  
 105—Earnest Graham vs. South Carolina, 1999 (24)  
 105—Willie McClendon vs. Akron, 1990 (18)  
 105—Errict Rhett vs. LSU, 1990 (15)  
 105—Neal Anderson vs. Cincinnati, 1984 (16)  
 105—Larry Smith vs. Vanderbilt, 1967 (23)  
 104—DeShawn Wynn vs. Kentucky, 2006 (14)  
 104—DeShawn Wynn vs. Tennessee, 2006 (22)  
 104—Bo Carroll vs. Auburn, 1999 (11)  
 104—Errict Rhett vs. Vanderbilt, 1992 (22)  
 104—John L. Williams vs. Mississippi St., 1983 (4)  
 104—Derald Williams vs. Tulsa, 1979 (17)  
 103—Jeff Demps vs. Arkansas, 2008 (7)  
 103—Chris Rainey vs. Arkansas, 2008 (10)  
 103—Ciatrick Fason vs. Florida St., 2004 (24)  
 103—Fred Taylor vs. Arkansas, 1997 (13)  
 103—John L. Williams vs. Vanderbilt, 1983 (17)  
 103—Neal Anderson vs. Florida St., 1982 (13)  
 103—Neal Anderson vs. Tulane, 1982 (24)  
 103—James Fisher vs. Miami, 1976 (15)  
 103—Nat Moore vs. Miami, 1972 (18)  
 103—Rick Casares vs. Auburn, 1951 (15)  
 102—Tim Tebow vs. FIU, 2009 (7)  
 102—Earnest Graham vs. Kentucky, 2002 (32)  
 102—Eugene McCaslin vs. Vanderbilt, 1998 (14)  
 102—Octavius Gould vs. Rutgers, 1986 (28)  
 102—Willie Wilder vs. Georgia, 1976 (13)  
 102—Larry Smith vs. Mississippi St., 1966 (22)  
 101—DeShawn Wynn vs. Louisiana Tech, 2005 (16)  
 101—Fred Taylor vs. Southern Miss., 1997 (19)  
 100—Percy Harvin vs. Georgia, 2007 (10)  
 100—DeShawn Wynn vs. Miami, 2003 (8)  
 100—Emmitt Smith vs. Louisiana Tech, 1989 (20)  
 100—Emmitt Smith vs. Florida St., 1987 (20)  
 100—John L. Williams vs. Tennessee, 1984 (13)

## MOST CAREER 100-YARD GAMES

Emmitt Smith	23
Errict Rhett	20
Neal Anderson	14
Fred Taylor	14
Earnest Graham	10
John L. Williams	8
Jeff Demps	7
Jimmy DuBose	7
Ciatrick Fason	7
Percy Harvin	7
Larry Smith	7
Terry Jackson	6

Chris Rainey	6
Tim Tebow	6
Elijah Williams	6
Mike Gillislee	5
Tony Green	5
Nat Moore	5
DeShawn Wynn	5
Robert Gillespie	4
Bo Carroll	3
Lorenzo Hampton	3
James Jones	3
Vince Kendrick	3

Rick Casares	2
Tommy Durrance	2
Eugene McCaslin	2
Willie Wilder	2
Red Bethea	1
<b>TREY BURTON</b>	1
Ran Carthon	1
Tom Christian	1
Calvin Davis	1
<b>JEFF DRISKEL</b>	1
James Fisher	1
Bobby Forbes	1

Octavius Gould	1
Malcolm Hammack	1
Chuck Hunsinger	1
Terry LeCount	1
James Massey	1
Willie McClendon	1
Emmanuel Moody	1
Larry Rentz	1
Michael Rich	1
Derald Williams	1

# PASSING RECORDS

## ATTEMPTS

### Career

1,458—Chris Leak, 2003-06  
1,202—Shane Matthews, 1989-92  
1,170—Danny Wuerffel, 1993-96  
1,128—John Reaves, 1969-71  
1,110—Rex Grossman, 2000-02  
995—Tim Tebow, 2006-09  
991—Wayne Peace, 1980-83  
949—Kerwin Bell, 1984-87  
907—Doug Johnson, 1996-99  
692—Steve Spurrier, 1964-66

### Season

503—Rex Grossman, 2002  
463—Shane Matthews, 1992  
399—Chris Leak, 2004  
396—John Reaves, 1969  
395—Rex Grossman, 2001  
378—Shane Matthews, 1990  
376—John Reaves, 1970  
374—Chris Leak, 2005  
365—Chris Leak, 2006  
361—Shane Matthews, 1991

### Game

66—John Reaves vs. Auburn, 1969  
57—Doug Johnson vs. LSU, 1997  
54—Larry Ochab vs. Florida St., 1979  
53—John Reaves vs. Tulane, 1969  
52—John Reaves vs. N.C. State, 1970  
52—John Reaves vs. Tennessee, 1970  
51—Rex Grossman vs. Tennessee, 2001  
50—Danny Wuerffel vs. Auburn, 1993  
50—John Reaves vs. Miami, 1971  
49—Shane Matthews vs. Alabama, 1992  
49—Kerwin Bell vs. Georgia, 1985  
49—Steve Spurrier vs. Miami, 1966

## COMPLETIONS

### Career

895—Chris Leak, 2003-06  
722—Shane Matthews, 1989-92  
708—Danny Wuerffel, 1993-96  
677—Rex Grossman, 2000-02  
661—Tim Tebow, 2006-09  
610—Wayne Peace, 1980-83  
603—John Reaves, 1969-71  
549—Kerwin Bell, 1984-87  
504—Doug Johnson, 1996-99  
398—John Brantley, 2007-11

### Season

287—Rex Grossman, 2002  
275—Shane Matthews, 1992  
259—Rex Grossman, 2001  
238—Chris Leak, 2004  
235—Chris Leak, 2005  
234—Tim Tebow, 2007  
232—Chris Leak, 2006  
229—Shane Matthews, 1990  
222—John Reaves, 1969  
218—Shane Matthews, 1991

### Game

36—Rex Grossman vs. Georgia, 2002  
33—Rex Grossman vs. Tennessee, 2001  
33—Kerwin Bell vs. Georgia, 1985  
33—John Reaves vs. Miami, 1971  
33—John Reaves vs. Auburn, 1969  
32—Chris Leak vs. Vanderbilt, 2005  
32—Doug Johnson vs. LSU, 1997  
32—Shane Matthews vs. Louisville, 1992  
31—Tim Tebow vs. Cincinnati, 2009  
30—Shane Matthews vs. Alabama, 1992  
30—Wayne Peace vs. Maryland, 1981

## YARDAGE

### Career

11,213—Chris Leak, 2003-06  
10,875—Danny Wuerffel, 1993-96  
9,287—Shane Matthews, 1989-92  
9,285—Tim Tebow, 2006-09  
9,164—Rex Grossman, 2000-02  
7,585—Kerwin Bell, 1984-87  
7,549—John Reaves, 1969-71  
7,206—Wayne Peace, 1980-83  
7,114—Doug Johnson, 1996-99  
4,848—Steve Spurrier, 1964-66

### Season

3,896—Rex Grossman, 2001  
3,625—Danny Wuerffel, 1996  
3,402—Rex Grossman, 2002  
3,286—Tim Tebow, 2007  
3,266—Danny Wuerffel, 1995  
3,205—Shane Matthews, 1992  
3,197—Chris Leak, 2004  
3,130—Shane Matthews, 1991  
2,952—Shane Matthews, 1990  
2,942—Chris Leak, 2006

**By a Senior:** 3,625—Danny Wuerffel, 1996

**By a Junior:** 3,402—Rex Grossman, 2002

**By a Sophomore:** 3,896—Rex Grossman, 2001

**By a Freshman:** 2,435—Chris Leak, 2003

### Game

482—Tim Tebow vs. Cincinnati, 2009  
464—Rex Grossman vs. LSU, 2001  
462—Danny Wuerffel vs. Arkansas, 1996  
460—Doug Johnson vs. Vanderbilt, 1998  
458—Eric Kresser vs. Northern Illinois, 1995  
449—Danny Wuerffel vs. Mississippi St., 1993  
448—Terry Dean vs. SW Louisiana, 1993  
443—Danny Wuerffel vs. Florida St., 1995  
408—Kerwin Bell vs. Georgia, 1985  
407—Rex Grossman vs. Georgia, 2001  
**By a Senior:** 482—Tim Tebow vs. Cincinnati, 2009  
**By a Junior:** 458—Eric Kresser vs. Northern Illinois, 1995  
**By a Sophomore:** 464—Rex Grossman vs. LSU, 2001  
**By a Freshman:** 449—Danny Wuerffel vs. Mississippi St., 1993

## COMPLETION PERCENTAGE

### Career

(400 or more completions)  
66.4—Tim Tebow (661 of 995), 2006-09  
61.6—Wayne Peace (610 of 991), 1980-83  
61.4—Chris Leak (895 of 1,458), 2003-06  
61.1—Rex Grossman (677 of 1,110), 2000-02  
60.5—Danny Wuerffel (708 of 1,170), 1993-96

### Season

(Min. 150 completions)  
70.7—Wayne Peace (174 of 246), 1982  
(Min. 200 completions)  
67.8—Tim Tebow (213 of 314), 2009  
66.9—Tim Tebow (234 of 350), 2007  
65.6—Rex Grossman (259 of 395), 2001  
64.6—Danny Wuerffel (210 of 325), 1995  
63.6—Chris Leak (232 of 365) 2006  
62.8—Chris Leak (235 of 374), 2005  
60.8—John Brantley (200 of 329), 2010  
60.6—Shane Matthews (229 of 378), 1990

### Game

(Min. 10 completions)  
93.8—Danny Wuerffel (15 of 16) vs. Georgia Southern, 1996  
88.6—Tim Tebow (31 of 35) vs. Cincinnati, 2009  
88.2—Wayne Peace (15 of 17) vs. West Texas State, 1982  
(Min. 30 completions)  
\*88.6—Tim Tebow (31 of 35) vs. Cincinnati, 2009  
78.3—Rex Grossman (36 of 46) vs. Georgia, 2002  
69.6—Shane Matthews (32 of 46) vs. LSU, 1992  
67.3—Kerwin Bell (33 of 49) vs. Georgia, 1985  
\*SEC Record (min. 30 completions)

## TOUCHDOWNS

### Career

114—Danny Wuerffel, 1993-96  
88—Tim Tebow, 2006-09  
88—Chris Leak, 2003-06  
77—Rex Grossman, 2000-02  
74—Shane Matthews, 1989-92  
62—Doug Johnson, 1996-99  
56—Kerwin Bell, 1984-87  
54—John Reaves, 1969-71  
39—Terry Dean, 1991-94  
36—Steve Spurrier, 1964-66

### Season

39—Danny Wuerffel, 1996  
35—Danny Wuerffel, 1995  
34—Rex Grossman, 2001  
32—Tim Tebow, 2007  
30—Tim Tebow, 2008  
29—Chris Leak, 2004  
28—Shane Matthews, 1991  
24—John Reaves, 1969  
23—Chris Leak, 2006  
23—Shane Matthews, 1992  
23—Shane Matthews, 1990  
**By a Senior:** 39—Danny Wuerffel, 1996  
**By a Junior:** 35—Danny Wuerffel, 1995  
**By a Sophomore:** 34—Rex Grossman, 2001  
**By a Freshman:** 22—Danny Wuerffel, 1993

### Game

\*7—Doug Johnson vs. Central Michigan, 1997  
\*7—Terry Dean vs. New Mexico State, 1994  
6—Chris Leak vs. South Carolina, 2004  
6—Danny Wuerffel vs. Alabama, 1996  
6—Danny Wuerffel vs. Tennessee, 1995  
6—Eric Kresser vs. Northern Illinois, 1995  
6—Terry Dean vs. SW Louisiana, 1993  
5—11 times, most recent: Tim Tebow vs. Cincinnati, 2009  
\*SEC Record

## EFFICIENCY

### Career

(Min. of 500 completions)  
170.79—Tim Tebow, 2006-09  
163.6—Danny Wuerffel, 1993-96  
146.77—Rex Grossman, 2000-02  
140.14—Chris Leak, 2003-06  
137.6—Shane Matthews, 1989-92  
136.5—Kerwin Bell, 1984-87

### Season

\*178.4—Danny Wuerffel, 1995  
172.5—Tim Tebow, 2007  
172.4—Tim Tebow, 2008  
170.8—Rex Grossman, 2001  
170.6—Danny Wuerffel, 1996  
164.2—Tim Tebow, 2009  
161.8—Rex Grossman, 2000  
159.4—Kerwin Bell, 1985  
155.7—Terry Dean, 1994  
151.2—Danny Wuerffel, 1994  
\*NCAA Record

### Game

(Min. of 10 completions)  
289.3—Wayne Peace vs. West Texas, 1982  
287.2—Danny Wuerffel vs. Georgia, 1995  
282.9—Tim Tebow vs. Western Kentucky, 2007  
275.2—Danny Wuerffel vs. Georgia Southern, 1996  
254.3—Danny Wuerffel vs. South Carolina, 1995  
254.1—Danny Wuerffel vs. LSU, 1993  
248.7—Doug Johnson vs. Central Michigan, 1997  
248.2—Danny Wuerffel vs. Auburn, 1994  
247.0—Shane Matthews vs. San Jose St., 1991  
(Min. of 20 completions)  
235.9—Rex Grossman vs. LSU, 2001  
233.5—Terry Dean vs. LSU, 1993  
232.5—Tim Tebow vs. Cincinnati, 2009  
230.7—Rex Grossman vs. Mississippi St., 2001  
222.2—Danny Wuerffel vs. South Carolina, 1994

## INTERCEPTIONS

### Career

59—John Reaves, 1969-71  
46—Shane Matthews, 1989-92  
42—Chris Leak, 2003-06  
42—Danny Wuerffel, 1993-96  
40—Wayne Peace, 1980-83  
36—Rex Grossman, 2000-02  
36—Doug Johnson, 1996-99  
35—Kerwin Bell, 1984-87  
31—Steve Spurrier, 1964-66

*Interceptions (cont.)*

**Season**

- 21—John Reaves, 1971
- 19—John Reaves, 1970
- 19—John Reaves, 1969
- 18—Shane Matthews, 1991
- 17—Rex Grossman, 2002
- 16—Shane Matthews, 1992

**Game**

- \*9—John Reaves vs. Auburn, 1969
- 5—Shane Matthews vs. Mississippi St., 1992
- \*NCAA Record*

**CONSECUTIVE PASSES WITHOUT AN INTERCEPTION**

- 203—Tim Tebow, 2007-08
- 157—John Brantley, 2008-10
- 148—Tim Tebow, 2009
- 121—Danny Wuerffel, 1995-96
- 118—John Brantley, 2011
- 118—Rex Grossman, 2002
- 117—Chris Leak, 2005
- 117—Wayne Peace, 1981
- 113—Tim Tebow, 2008
- 104—Steve Spurrier, 1966

**LOWEST INTERCEPTION PERCENTAGE**

**Career**

(Min. 500 attempts)

- 1.61—Tim Tebow, 2006-2009
- 2.79—John Brantley, 2007-11
- 2.88—Chris Leak, 2003-06
- 3.24—Rex Grossman, 2000-02
- 3.59—Danny Wuerffel, 1993-96
- 3.68—Kerwin Bell, 1984-87

**CONSECUTIVE PASSES COMPLETED**

- 17—Chris Leak (17 vs. Wyoming), 2005
- 16—Steve Spurrier (9 vs. Florida St., 7 vs. N.C. State), 1966
- 14—Terry Dean (11 vs. Arkansas State, 3 vs. Kentucky), 1993

**300-YARD PASSING GAMES**

**Season**

- 10—Rex Grossman, 2001
- 6—Rex Grossman, 2002
- 5—Shane Matthews, 1992
- 5—Shane Matthews, 1991
- 5—Shane Matthews, 1990
- 4—Chris Leak, 2004
- 4—Danny Wuerffel, 1996
- 4—Danny Wuerffel, 1995
- 4—John Reaves, 1969
- 3—four times, most recent: Tim Tebow, 2007

**Consecutive 300-Yard Passing Games**

- 9—Rex Grossman, 2001
- 3—Shane Matthews, 1992
- 3—Shane Matthews, 1990

**200-YARD PASSING GAMES**

**Career**

- 33—Chris Leak, 2003-06
- 31—Danny Wuerffel, 1993-96
- 30—Shane Matthews, 1989-92
- 26—Rex Grossman, 2000-02
- 25—Tim Tebow, 2006-2009
- 23—John Reaves, 1969-71
- 20—Doug Johnson, 1996-99
- 14—Kerwin Bell, 1984-87
- 14—Wayne Peace, 1980-83

**Season**

- 11—Tim Tebow, 2007
- 11—Rex Grossman, 2001
- 11—Danny Wuerffel, 1996
- 11—Shane Matthews, 1991
- 10—Chris Leak, 2004
- 10—Rex Grossman, 2002
- 10—Danny Wuerffel, 1995
- 10—Shane Matthews, 1992
- 10—John Reaves, 1970
- 9—Doug Johnson, 1999
- 9—Shane Matthews, 1990

**Consecutive 200-Yard Passing Games**

- 17—Shane Matthews (last five games of 1990, all 11 games in 1991 and Kentucky in 1992)
- 13—Rex Grossman, 2000-02 (last game of 2000, all 11 games of 2001 and first game of 2002)
- 10—John Reaves (last two games of 1969, first eight games of 1970)

**LONGEST PASSING PLAYS (Touchdowns)**

- 99—Derrick Gaffney from Cris Collinsworth vs. Rice, 1977\*
- 96—Jacquez Green from Eric Kresser vs. N. Illinois, 1995
- 96—Ricky Nattiel from Kerwin Bell vs. Georgia, 1984
- 93—Stacey Simmons from Kyle Morris vs. Montana St., 1988
- 87—Reidel Anthony from Eric Kresser vs. So. Miss, 1994
- 85—Wes Chandler from Terry LeCount vs. LSU, 1977
- 85—Jacquez Green from Danny Wuerffel vs. Alabama, 1996
- 84—Tony Lomack from Kyle Morris vs. La. Tech, 1989
- 83—Chris Rainey from John Brantley vs. Tennessee, 2011
- 83—Ricky Nattiel from Kerwin Bell vs. Mississippi, 1985
- 82—Frankie Neal from Kerwin Bell vs. Florida St., 1985

- 81—Chad Jackson from Chris Leak vs. Tennessee, 2004
- 81—Jim Yancey from John Reaves vs. Florida St., 1970
- 80—**ANDRE DEBOSE** from John Brantley vs. Furman, 2011
- 80—Riley Cooper from Tim Tebow vs. Cincinnati, 2009
- 80—Chad Jackson from Chris Leak vs. La. Tech, 2005
- 80—Jabar Gaffney from Rex Grossman vs. Auburn, 2001
- 80—Ray Brown from Richard Allen vs. Tennessee, 1954
- 77—Deonte Thompson from Tim Tebow vs. Arkansas, 2009
- 77—Stacey Simmons from Kyle Morris vs. Indiana St., 1988
- 76—Jacquez Green from Danny Wuerffel vs. Vanderbilt, 1995
- 76—Carlos Alvarez from John Reaves vs. North Carolina, 1969
- 75—Frankie Hammond, Jr. from **JEFF DRISKEL** vs. Tennessee, 2012
- 75—Bo Carroll from Jesse Palmer vs. Ball St., 2000
- 75—Ricky Nattiel from Kerwin Bell vs. Florida St., 1985
- 74—Ike Hilliard from Danny Wuerffel vs. Florida St., 1995
- 74—Fergie Ferguson from Tommy Harrison vs. Miami, 1941
- 74—Carlos Alvarez from John Reaves vs. Houston, 1969
- \*Tied NCAA Record*

# 300-YARD PASSING GAMES

- 482—Tim Tebow vs. Cincinnati, 2010 (31-35, 3)
- 464—Rex Grossman vs. LSU, 2001 (22-32, 5)
- 462—Danny Wuerffel vs. Arkansas, 1996 (23-39, 4)
- 460—Doug Johnson vs. Vanderbilt, 1998 (24-39, 4)
- 458—Eric Kresser vs. N. Illinois, 1995 (26-42, 6)
- 449—Danny Wuerffel vs. Miss. St., 1993 (27-41, 3)
- 448—Terry Dean vs. SW Louisiana, 1993 (26-38, 6)
- 443—Danny Wuerffel vs. Florida St., 1995 (25-40, 4)
- 408—Kerwin Bell vs. Georgia, 1985 (33-49, 0)
- 407—Rex Grossman vs. Georgia, 2001 (27-35, 2)
- 401—Danny Wuerffel vs. Alabama, 1996 (20-35, 6)
- 393—Rex Grossman vs. Miss. St., 2001 (22-31, 5)
- 386—Danny Wuerffel vs. Auburn, 1993 (25-50, 3)
- 381—Danny Wuerffel vs. Tennessee, 1995 (29-39, 6)
- 380—Danny Wuerffel vs. Auburn, 1995 (20-34, 4)
- 375—Rex Grossman vs. Kentucky, 2002 (28-43, 2)
- 375—Rex Grossman vs. Marshall, 2001 (20-30, 3)
- 369—John Reaves vs. Auburn, 1969 (33-66)
- 364—Rex Grossman vs. Auburn, 2001 (25-42, 2)
- 362—Rex Grossman vs. Tennessee, 2001 (33-51, 2)
- 362—Danny Wuerffel vs. Florida St., 1996 (23-48, 3)

- 362—Shane Matthews vs. Kentucky, 1991 (26-39, 3)
- 360—Doug Johnson vs. S. Carolina, 1998 (23-42, 4)
- 357—Danny Wuerffel vs. S. Carolina, 1994 (20-32, 4)
- 352—Chris Leak vs. UCF, 2006 (19-29, 4)
- 351—Shane Matthews vs. Miss. St., 1990 (27-42, 3)
- 351—Shane Matthews vs. Florida St., 1990 (29-48, 2)
- 348—John Reaves vs. Miami, 1971 (33-50)
- 347—Shane Matthews vs. Syracuse, 1991 (27-43, 3)
- 346—Doug Johnson vs. LSU, 1997 (32-57, 0)
- 346—Danny Wuerffel vs. Auburn, 1996 (17-30, 3)
- 346—John Reaves vs. Miami, 1969 (30-43)
- 344—Shane Matthews vs. Georgia, 1990 (26-39, 3)
- 343—Doug Johnson vs. Tennessee, 1999 (21-44, 2)
- 343—Shane Matthews vs. Vanderbilt, 1992 (28-43, 3)
- 343—Kerwin Bell vs. Florida St., 1985 (17-22, 3)
- 342—John Reaves vs. Houston, 1969 (18-30)
- 340—Shane Matthews vs. Kentucky, 1992 (28-47, 4)
- 339—Rex Grossman vs. Georgia, 2002 (36-46, 2)
- 338—Tim Tebow vs. FAU, 2007 (25-34, 3)
- 337—Rex Grossman vs. UAB, 2002 (16-26, 2)
- 336—Shane Matthews vs. N. Illinois, 1991 (21-34, 2)

- 336—Wayne Peace vs. Auburn, 1983 (29-41, 2)
- 334—Rex Grossman vs. Vanderbilt, 2000 (21-34, 2)
- 333—Danny Wuerffel vs. S. Carolina, 1993 (25-37, 2)
- 332—Shane Matthews vs. Okla. St., 1990 (20-29, 1)
- 331—Rex Grossman vs. LA-Monroe, 2001 (23-34, 3)
- 329—John Brantley vs. Furman, 2011 (16-28, 4)
- 329—John Reaves vs. Miss. St., 1969 (24-33)
- 327—Jesse Palmer vs. Ball State, 2000 (21-46, 3)
- 324—Rex Grossman vs. Tennessee, 2002 (20-34, 3)
- 323—Rex Grossman vs. Michigan, 2003 (21-41, 2)
- 322—Chris Leak vs. Arkansas, 2004 (23-38, 3)
- 322—Shane Matthews vs. Miss. St., 1991 (22-35, 2)
- 320—Chris Leak vs. Wyoming, 2005 (26-34, 3)
- 319—Chris Leak vs. Kentucky, 2005 (25-32, 4)
- 319—Chris Leak vs. S. Carolina, 2004 (18-31, 6)
- 319—Tim Tebow vs. Mississippi, 2008 (24-38, 1)
- 319—David Bowden vs. N. Carolina, 1972 (16-37)
- 317—Shane Matthews vs. Louisville, 1992 (32-46, 3)
- 317—Shane Matthews vs. So. Miss, 1992 (22-39, 1)
- 316—Chris Leak vs. Middle Tenn., 2004 (17-22, 3)
- 310—Doug Johnson vs. Auburn, 1999 (24-43, 1)

- 310—Doug Johnson vs. Central Mich., 1997 (18-27, 7)
- 309—Doug Johnson vs. Alabama, 1999 (22-31, 4)
- 309—Eric Kresser vs. Southern Miss, 1994 (14-21, 3)
- 307—Chris Leak vs. Vanderbilt, 2004 (22-29, 2)
- 307—John Reaves vs. Maryland, 1971 (23-34)
- 306—Rex Grossman vs. Vanderbilt, 2001 (17-29, 3)
- 306—Danny Wuerffel vs. Florida St., 1997 (18-34, 3)
- 304—Tim Tebow vs. S. Carolina, 2007 (22-32, 2)
- 304—Danny Wuerffel vs. S. Carolina, 1995 (19-24, 5)
- 304—Danny Wuerffel vs. Florida St., 1994 (21-36, 3)
- 303—Rex Grossman vs. Florida St., 2002 (24-47, 1)
- 303—Terry Dean vs. Tennessee, 1994 (18-26, 2)
- 303—Shane Matthews vs. Georgia, 1991 (22-32, 4)
- 303—Shane Matthews vs. Kentucky, 1990 (20-37, 4)
- 302—Rex Grossman vs. S. Carolina, 2001 (21-33, 3)
- 302—Rex Grossman vs. Kentucky, 2001 (22-36, 4)
- 302—Kerwin Bell vs. Miss. St., 1985 (15-25, 3)
- 301—Jesse Palmer vs. The Citadel, 1998 (18-28, 4)
- 301—Shane Matthews vs. Georgia, 1992 (28-45, 2)
- 300—Tim Tebow vs. W. Kentucky, 2007 (13-17, 3)

**MOST CAREER 300-YARD GAMES**

Rex Grossman	17
Shane Matthews	15
Danny Wuerffel	14
Doug Johnson	7
Chris Leak	7
John Reaves	6
Tim Tebow	5

Kerwin Bell	3
Terry Dean	2
Jesse Palmer	2
Eric Kresser	2
Wayne Peace	1
John Brantley	1
David Bowden	1

# RECEIVING RECORDS

## RECEPTIONS

### Career

185—Andre Caldwell, 2003-07  
 172—Carlos Alvarez, 1969-71  
 162—Willie Jackson, 1990-93  
 153—Errict Rhett, 1990-93  
 151—Dallas Baker, 2003-06  
 149—Chris Doering, 1992-95  
 143—Jack Jackson, 1992-94  
 141—Reche Caldwell, 1999-2001  
 138—Jabar Gaffney, 2000-01  
 133—Percy Harvin, 2006-08  
 133—Taylor Jacobs, 1999-2002

### Season

88—Chad Jackson, 2005  
 88—Carlos Alvarez, 1969  
 72—Reidel Anthony, 1996  
 71—Taylor Jacobs, 2002  
 71—Jabar Gaffney, 2000  
 70—Travis McGriff, 1998  
 70—Chris Doering, 1995  
 68—Aaron Hernandez, 2009  
 67—Jabar Gaffney, 2001  
 67—Darrell Jackson, 1999  
**By a Senior:** 71—Taylor Jacobs, 2002  
**By a Junior:** 88—Chad Jackson, 2005  
**By a Sophomore:** 88—Carlos Alvarez, 1969  
**By a Freshman:** 71—Jabar Gaffney, 2000

### Game

15—Carlos Alvarez vs. Miami, 1969  
 13—Percy Harvin vs. Ole Miss, 2008  
 13—Andre Caldwell vs. Florida Atlantic, 2007  
 13—Travis McGriff vs. South Carolina, 1998  
 12—seven times, most recent: Carlos Perez vs. Georgia, 2002  
 11—nine times, most recent: Andre Caldwell vs. South Carolina, 2007  
 10—10 times, most recent: Dallas Baker, vs. Iowa, 2006  
**By a Senior:** 13—Andre Caldwell vs. Florida Atlantic, 2007  
**By a Junior:** 13—Percy Harvin vs. Ole Miss, 2008  
**By a Sophomore:** 15—Carlos Alvarez vs. Miami, 1969  
**By a Freshman:** 8—Jabar Gaffney vs. Mississippi St., LSU, 2000 and Reidel Anthony vs. Alabama, 1994

## YARDS

### Career

2,563—Carlos Alvarez, 1969-71  
 2,375—Jabar Gaffney, 2000-01  
 2,349—Andre Caldwell, 2003-07  
 2,274—Reidel Anthony, 1994-96  
 2,266—Jack Jackson, 1992-94  
 2,236—Dallas Baker, 2003-06  
 2,214—Ike Hilliard, 1994-96  
 2,181—Jacquez Green, 1995-97  
 2,172—Willie Jackson, 1990-93  
 2,107—Chris Doering, 1992-95

### Season

\*1,357—Travis McGriff, 1998  
 1,329—Carlos Alvarez, 1969  
 1,293—Reidel Anthony, 1996  
 1,191—Jabar Gaffney, 2001  
 1,184—Jabar Gaffney, 2000  
 1,156—Darrell Jackson, 1999  
 1,088—Taylor Jacobs, 2002  
 1,059—Reche Caldwell, 2001  
 1,045—Chris Doering, 1995  
 1,024—Jacquez Green, 1997  
**By a Senior:** 1,357—Travis McGriff, 1998  
**By a Junior:** 1,293—Reidel Anthony, 1996  
**By a Sophomore:** 1,329—Carlos Alvarez, 1969  
**By a Freshman:** 1,184—Jabar Gaffney, 2000  
 \*SEC Record

### Game

246—Taylor Jacobs vs. UAB, 2002  
 237—Carlos Alvarez vs. Miami, 1969  
 222—Travis McGriff vs. South Carolina, 1998  
 213—Travis McGriff vs. Alabama, 1998  
 199—Chris Doering vs. Mississippi St., 1993  
 193—Reidel Anthony vs. Florida St., 1996  
 192—Ike Hilliard vs. Florida St., 1995  
 189—Reidel Anthony vs. Arkansas, 1996  
 187—Wes Chandler vs. North Carolina, 1976  
 186—Percy Harvin vs. Ole Miss, 2008  
**By a Senior:** 246—Taylor Jacobs vs. UAB, 2002  
**By a Junior:** 193—Reidel Anthony vs. Florida St., 1996  
**By a Sophomore:** 237—Carlos Alvarez vs. Miami, 1969  
**By a Freshman:** 168—Jabar Gaffney vs. South Carolina, 2000

## TOUCHDOWNS

### Career

31—Chris Doering, 1992-95  
 29—Ike Hilliard, 1994-96  
 29—Jack Jackson, 1992-94  
 27—Jabar Gaffney, 2000-01  
 26—Reidel Anthony, 1994-96  
 24—Willie Jackson, 1990-93  
 23—Jacquez Green, 1995-97  
 22—Wes Chandler, 1974-77  
 21—Dallas Baker, 2003-06  
 19—Carlos Alvarez, 1969-71  
 19—Harrison Houston, 1990-93

### Season

18—Reidel Anthony, 1996  
 17—Chris Doering, 1995  
 15—Ike Hilliard, 1995  
 15—Jack Jackson, 1994  
 14—Jabar Gaffney, 2000  
 13—Jabar Gaffney, 2001  
 12—Carlos Alvarez, 1969  
 11—Jack Jackson, 1993  
 10—seven times, most recent: Dallas Baker, 2006  
**By a Senior:** 17—Chris Doering, 1995  
**By a Junior:** 18—Reidel Anthony, 1996  
**By a Sophomore:** 15—Ike Hilliard, 1995  
**By a Freshman:** 14—Jabar Gaffney, 2000\*\*  
 \*\*NCAA Record

### Game

4—Ike Hilliard vs. Tennessee, 1995  
 4—Jack Jackson vs. New Mexico State, 1994  
 3—23 times, most recent: Riley Cooper vs. Western Carolina, 2006

## AVERAGE YARDS PER CATCH

### Career

(Min. 75)  
 21.3—Wes Chandler, 1974-77 (92 for 1,963)  
 (Min. 100)  
 19.3—Jacquez Green, 1995-97 (113 for 2,181)  
 18.0—Reidel Anthony, 1994-96 (126 for 2,274)  
 17.8—Ricky Nattiel, 1983-86 (117 for 2,086)  
 17.8—Harrison Houston, 1990-93 (100 for 1,781)

### Season

(Min. 20)  
 24.4—Frankie Neal, 1985 (20 for 487)  
 (Min. 25)  
 22.0—Wes Chandler, 1976 (44 for 967)  
 (Min. 50)  
 19.4—Travis McGriff, 1998 (70 for 1,357)  
 18.8—Riley Cooper, 2009 (51 for 961)  
 18.6—Jack Jackson, 1993 (51 for 949)  
 18.0—Reidel Anthony, 1996 (72 for 1,293)  
 (Min. 75)  
 15.1—Carlos Alvarez, 1969 (88 for 1,329)

### Game

(Min. 5)  
 32.8—Jabar Gaffney vs. LSU, 2001 (5 for 164)  
 32.2—Ricky Nattiel vs. Florida St., 1985 (5 for 161)  
 (Min. 8)  
 30.8—Taylor Jacobs vs. UAB, 2002 (8 for 246)  
 (Min. 10)  
 18.3—Tyrone Young vs. Georgia, 1980 (10 for 183)  
 (Min. 15)  
 15.9—Carlos Alvarez vs. Miami, 1969 (15 for 238)

## 100-YARD GAMES

### Career

14—Jabar Gaffney, 2000-01 (6 in 2000, 8 in 2001)  
 13—Carlos Alvarez, 1969-71 (8 in 1969, 2 in 1970, 3 in 1971)  
 8—Travis McGriff, 1995-98 (8 in 1998)  
 8—Ike Hilliard, 1994-96 (4 in 1995, 4 in 1996)  
 8—Willie Jackson, 1990-93 (2 in 1991, 3 in 1992, 3 in 1993)  
 7—Reche Caldwell, 1999-2001 (1 in 2000, 6 in 2001)  
 7—Darrell Jackson, 1997-99 (7 in 1999)  
 7—Jacquez Green, 1995-97 (2 in 1995, 1 in 1996, 4 in 1997)  
 7—Reidel Anthony, 1994-96 (2 in 1994, 5 in 1996)  
 6—five times, most recent: Percy Harvin, 2006-08 (4 in 2007, 2 in 2008)

### Season

8—Jabar Gaffney, 2001  
 8—Travis McGriff, 1998  
 8—Carlos Alvarez, 1969  
 7—Darrell Jackson, 1999  
 6—Reche Caldwell, 2001  
 6—Jabar Gaffney, 2000  
 5—Reidel Anthony, 1996  
 5—Richard Trapp, 1966

4—seven times, most recent: Andre Caldwell and Percy Harvin, 2007

## Consecutive 100-Yard Games

6—Jabar Gaffney, 2000 vs. MSU, LSU, Auburn, Georgia, Vanderbilt, South Carolina  
 6—Darrell Jackson, 1999 vs. Tennessee, Kentucky, Alabama, LSU, Auburn, Georgia  
 6—Carlos Alvarez, 1969 vs. Houston, MSU, Florida St., Tulane, North Carolina, Vanderbilt

## MISCELLANEOUS STATS

### Consecutive Games with a Reception

25—Carlos Alvarez, 1969-71

### Consecutive Games with a TD Catch

11—Reidel Anthony, 1996  
 10—Reche Caldwell, 2000-01  
 8—Jabar Gaffney, 2000  
 7—Chris Doering, 1995

## MOST RECEIVING YARDS BY A RUNNING BACK

### Career

1,230—Errict Rhett, 1990-93  
 1,091—Robert Gillespie, 1998-2001

### Game

107—Neal Anderson vs. SW Louisiana, 1985  
 106—Tommy Durrance vs. Miami, 1969

## MOST CATCHES BY A RUNNING BACK

### Career

153—Errict Rhett, 1990-93  
 96—Robert Gillespie, 1998-2001  
 92—John L. Williams, 1982-85

### Season

55—Errict Rhett, 1992  
 44—John L. Williams, 1985

### Game

12—John L. Williams vs. Georgia, 1985

## MOST CATCHES BY A TIGHT END

### Career

111—Aaron Hernandez, 2007-09  
 82—Kirk Kirkpatrick, 1987-90

### Season

68—Aaron Hernandez, 2009  
 55—Kirk Kirkpatrick, 1990

### Game

9—Bill Dowdy vs. Auburn, 1969  
 9—Chris Faulkner vs. Georgia Tech, 1982  
 9—Aaron Hernandez vs. Cincinnati, 2009

# 100-YARD RECEIVING GAMES

246—Taylor Jacobs vs. UAB, 2002 (8)  
 237—Carlos Alvarez vs. Miami, 1969 (15)  
 222—Travis McGriff vs. South Carolina, 1998 (13)  
 213—Travis McGriff vs. Alabama, 1998 (9)  
 199—Chris Doering vs. Mississippi St., 1993 (12)  
 193—Reidel Anthony vs. Florida St., 1996 (11)  
 192—Ike Hilliard vs. Florida St., 1995 (6)  
 189—Reidel Anthony vs. Arkansas, 1996 (9)  
 186—Percy Harvin vs. Ole Miss, 2008 (13)  
 187—Wes Chandler vs. North Carolina, 1976 (8)  
 185—Jacquez Green vs. Tennessee, 1997 (8)  
 183—Taylor Jacobs vs. Kentucky, 2002 (12)  
 183—Tyron Young vs. Georgia, 1980 (10)  
 182—Carlos Alvarez vs. Houston, 1969 (6)  
 181—Riley Cooper vs. Cincinnati (Bowl), 2009 (4)  
 180—Carlos Alvarez vs. Mississippi St., 1969 (12)  
 176—Travis McGriff vs. Tennessee, 1998 (9)  
 171—Reidel Anthony vs. Alabama, 1996 (11)  
 171—Richard Trapp vs. Georgia, 1967 (9)  
 169—Chris Doering vs. Vanderbilt, 1995 (11)  
 168—Jabar Gaffney vs. South Carolina, 2000 (7)  
 167—Jack Jackson vs. South Carolina, 1993 (6)  
 166—Cris Collinsworth vs. Mississippi St., 1978 (5)  
 166—Broughton Williams vs. North Carolina, 1946  
 164—Andre Caldwell vs. Florida Atlantic, 2007 (13)  
 164—Jabar Gaffney vs. LSU, 2001 (5)  
 164—Lee McGriff vs. Mississippi St., 1973 (7)  
 163—Wes Chandler vs. Auburn, 1976 (5)  
 161—Darrell Jackson vs. Tennessee, 1999 (10)  
 161—Ricky Nattiel vs. Florida St., 1985 (5)  
 161—Wes Chandler vs. SMU, 1975 (6)  
 159—Jabar Gaffney vs. Mississippi St., 2001 (9)  
 157—Travis McGriff vs. Vanderbilt, 1998 (8)  
 157—Willie Jackson vs. Auburn, 1991 (12)  
 156—Ike Hilliard vs. Auburn, 1996 (6)  
 155—Jacquez Green vs. Vanderbilt, 1995 (5)  
 155—Tony Stephens vs. SMU, 1978 (5)  
 153—Jack Jackson vs. SW Louisiana, 1993 (8)  
 151—**ANDRE DEBOSE** vs. Furman, 2011 (3)  
 150—Richard Trapp vs. Miami, 1966 (11)  
 149—Reidel Anthony vs. Southern Miss, 1994 (3)  
 148—Andre Caldwell vs. South Carolina, 2007 (11)  
 148—Dallas Baker vs. Kentucky, 2006 (7)  
 148—Richard Trapp vs. Auburn, 1967 (12)  
 147—Dallas Baker vs. Iowa, 2005 (10)  
 146—Wes Chandler vs. LSU, 1977 (3)  
 146—Carlos Alvarez vs. Tulane, 1969 (11)  
 145—Nafis Karim vs. Kentucky, 1998 (6)  
 145—Jacquez Green vs. Florida St., 1997 (7)  
 145—Ike Hilliard vs. LSU, 1996 (8)  
 143—Jabar Gaffney vs. Georgia, 2001 (9)

143—Wes Chandler vs. Miami, 1976 (9)  
 141—Taylor Jacobs vs. Tennessee, 2002 (9)  
 141—Darrell Jackson vs. Georgia, 1999 (6)  
 140—Willie Jackson vs. Florida St., 1993 (7)  
 139—Jacquez Green vs. Kentucky, 1997 (10)  
 138—Jemalle Cornelius vs. Kentucky, 2005 (8)  
 138—Chad Jackson vs. Wyoming, 2005 (10)  
 138—Jabar Gaffney vs. Georgia, 2000 (8)  
 137—Jacquez Green vs. Northern Illinois, 1995 (3)  
 137—Charles Casey vs. N.C. St., 1965 (10)  
 136—Ernie Mills vs. Kentucky, 1990 (8)  
 135—Dallas Baker vs. Vanderbilt, 2006 (7)  
 135—Jabar Gaffney vs. Mississippi St., 2000 (8)  
 135—Carlos Alvarez vs. Georgia, 1970 (5)  
 134—Carlos Alvarez vs. Maryland, 1971 (10)  
 134—Carlos Alvarez vs. Florida St., 1969 (7)  
 132—Kelvin Kight vs. Florida St., 2002 (6)  
 132—Nafis Karim vs. Vanderbilt, 1998 (5)  
 131—Willie Jackson vs. West Virginia, 1993 (9)  
 129—Charles Casey vs. Florida St., 1964 (9)  
 128—Reche Caldwell vs. Alabama, 2001 (9)  
 128—Jabar Gaffney vs. LSU, 2000 (8)  
 128—Charles Casey vs. Auburn, 1965 (9)  
 128—Charles Casey vs. Ole Miss, 1964 (7)  
 127—Willie Jackson vs. Northern Illinois, 1991 (6)  
 127—Darrell Jackson vs. Auburn, 1999 (8)  
 127—Darrell Jackson vs. Alabama, 1999 (6)  
 126—Reidel Anthony vs. Kentucky, 1996 (5)  
 126—Ernie Mills vs. Florida St., 1990 (7)  
 125—Travis McGriff vs. LSU, 1998 (5)  
 125—Ike Hilliard vs. Arkansas, 1995 (7)  
 125—Chris Doering vs. Houston, 1995 (6)  
 124—Andre Caldwell at Florida St., 2006 (8)  
 124—Travis McGriff vs. Kentucky, 1998 (4)  
 124—Chris Doering vs. Florida St., 1995 (7)  
 123—Dallas Baker vs. Southern Miss, 2006 (9)  
 123—Dallas Baker vs. Mississippi St. 2005 (7)  
 123—Tre Everett vs. Oklahoma St., 1990 (5)  
 123—Dwayne Dixon vs. Auburn, 1983 (9)  
 122—Riley Cooper vs. Western Kentucky, 2007 (4)  
 122—Kirk Kirkpatrick vs. Akron, 1990 (5)  
 122—Carlos Alvarez vs. North Carolina, 1969 (4)  
 121—Percy Harvin vs. Ole Miss, 2007 (11)  
 121—Ben Troupe vs. Florida St., 2003 (4)  
 121—Tyron Young vs. West Texas St., 1982 (6)  
 120—Aaron Hernandez vs. Vanderbilt, 2009 (7)  
 120—Percy Harvin vs. Tennessee, 2007 (4)  
 120—Reche Caldwell vs. LSU, 2001 (6)  
 120—Jacquez Green vs. Vanderbilt, 1997 (5)  
 120—Jack Jackson vs. Ole Miss, 1994 (6)  
 120—Dwayne Dixon vs. Mississippi St., 1983 (9)

119—Percy Harvin vs. Auburn, 2007 (7)  
 119—Dallas Baker vs. Alabama 2005 (6)  
 119—Harrison Houston vs. Kentucky, 1992 (7)  
 118—Ernie Mills vs. Mississippi St., 1990 (4)  
 118—Lee McGriff vs. Ole Miss, 1973 (6)  
 118—Richard Trapp vs. Vanderbilt, 1967 (8)  
 117—Reche Caldwell vs. Vanderbilt, 2001 (4)  
 117—Ike Hilliard vs. SW Louisiana, 1996 (7)  
 117—Lee McGriff vs. Georgia, 1974 (6)  
 117—Carlos Alvarez vs. Kentucky, 1971 (5)  
 116—Travis McGriff vs. NE Louisiana, 1998 (6)  
 115—Kelvin Kight vs. Georgia, 2002 (9)  
 115—Reche Caldwell vs. Tennessee, 2001 (8)  
 115—Aubrey Hill vs. Florida St., 1994 (5)  
 115—Carlos Alvarez vs. Richmond, 1970 (8)  
 114—Willie Jackson vs. Alabama, 1993 (9)  
 114—Cris Collinsworth vs. Miami, 1980 (8)  
 114—Richard Trapp vs. Tulane, 1966 (6)  
 112—Ike Hilliard vs. Tennessee, 1995 (9)  
 112—Harrison Houston vs. SW Louisiana, 1993 (4)  
 112—Tre Everett vs. Miss. St., 1991 (4)  
 112—Kirk Kirkpatrick vs. Georgia, 1990 (8)  
 112—Cris Collinsworth vs. Auburn, 1980 (6)  
 112—Cris Collinsworth vs. Army, 1978 (6)  
 112—Joe Parker vs. Kentucky, 1972 (7)  
 112—Carlos Alvarez vs. Vanderbilt, 1969 (11)  
 111—Aaron Hernandez vs. Cincinnati (Bowl), 2009 (9)  
 111—Darrell Jackson vs. LSU, 1999 (4)  
 111—Harrison Houston vs. Florida St., 1993 (6)  
 111—Jack Harper vs. Florida St., 1965 (4)  
 110—Percy Harvin vs. Vanderbilt, 2007 (9)  
 110—Taylor Jacobs vs. Auburn, 2002 (11)  
 110—Jabar Gaffney vs. South Carolina, 2001 (6)  
 110—Jabar Gaffney vs. Auburn, 2001 (4)  
 110—Nafis Karim vs. The Citadel, 1998 (6)  
 110—Frankie Neal vs. Kentucky, 1985 (6)  
 110—Richard Trapp vs. LSU, 1966 (8)  
 109—Willie Jackson vs. Georgia, 1992 (7)  
 109—Stacey Simmons vs. Indiana St., 1988 (3)  
 109—Frankie Neal vs. Florida St., 1985 (2)  
 109—Tyron Young vs. Florida St., 1980 (5)  
 108—Riley Cooper vs. South Carolina, 2009 (3)  
 108—Percy Harvin vs. LSU, 2008 (6)  
 108—Ike Hilliard vs. Arkansas, 1996 (5)  
 108—Jack Jackson vs. Auburn, 1993 (3)  
 108—Willie Jackson vs. Arkansas St., 1993 (7)  
 108—Tre Everett vs. Kentucky, 1991 (3)  
 108—Ricky Nattiel vs. LSU, 1986 (5)  
 108—Tyron Young vs. Kentucky, 1980 (6)  
 108—Wes Chandler vs. Houston, 1976 (2)  
 107—Neal Anderson vs. SW Louisiana, 1985 (3)

107—Charles Casey vs. Florida St., 1965 (7)  
 106—Ben Troupe vs. Tennessee, 2003 (5)  
 106—Travis Taylor vs. South Carolina, 1998 (5)  
 106—Jacquez Green vs. Alabama 1996(3)  
 106—Ricky Nattiel vs. Cincinnati, 1984 (4)  
 106—Tony Lomack vs. Louisiana Tech, 1979 (2)  
 106—Tommy Durrance vs. Miami, 1971 (9)  
 105—Riley Cooper vs. Charleston So., 2009 (2)  
 105—Cornelius Ingram vs. Troy, 2007 (7)  
 105—Chad Jackson vs. Kentucky, 2005 (9)  
 105—Chad Jackson vs. Louisiana Tech, 2005 (5)  
 105—Taylor Jacobs vs. Vanderbilt, 2001 (6)  
 105—Reche Caldwell vs. Kentucky, 2001 (5)  
 105—Travis Taylor vs. Western Michigan, 1999 (7)  
 105—Reidel Anthony vs. Alabama, 1994 (8)  
 105—Jack Jackson vs. Auburn, 1994 (5)  
 105—Terry Ash vs. Auburn, 1970 (5)  
 105—Willie Jackson, Sr., vs. Mississippi St., 1970 (4)  
 105—Carlos Alvarez vs. Kentucky, 1969 (10)  
 104—Chris Rainey vs. Tennessee, 2011 (2)  
 104—Darrell Jackson vs. Florida St., 1999 (7)  
 104—Cris Collinsworth vs. Miami, 1979 (4)  
 103—Andre Caldwell vs. Vanderbilt, 2007 (9)  
 103—Andre Caldwell vs. W. Kentucky, 2007 (3)  
 103—Chad Jackson vs. Middle Tenn. St., 2004 (8)  
 103—Darrell Jackson vs. Kentucky, 1999 (6)  
 103—Ike Hilliard vs. LSU, 1995 (6)  
 103—John L. Williams vs. Georgia, 1985 (12)  
 103—Perry McGriff vs. Miami, 1959 (5)  
 102—Carlos Perez vs. Kentucky, 2003 (5)  
 102—Jabar Gaffney vs. UL-Monroe, 2001 (8)  
 102—Jabar Gaffney vs. Marshall, 2001 (5)  
 102—Reche Caldwell vs. Vanderbilt, 2000 (5)  
 102—Willie Jackson vs. Southern Miss, 1992 (4)  
 102—Charles Casey vs. South Carolina, 1964 (7)  
 101—Jabar Gaffney vs. Tennessee, 2001 (7)  
 101—Reche Caldwell vs. Mississippi St., 2001 (5)  
 101—Jabar Gaffney vs. Vanderbilt, 2000 (7)  
 101—Jabar Gaffney vs. Auburn, 2000 (4)  
 101—Tyron Young vs. Furman, 1981 (7)  
 101—James Yancey vs. Tennessee, 1970 (5)  
 101—Richard Trapp vs. Florida St., 1966 (8)  
 100—Deonte Thompson vs. App. St., 2010 (6)  
 100—Jabar Gaffney vs. Tennessee, 2001 (7)  
 100—Travis McGriff vs. Florida St., 1998 (4)  
 100—Reidel Anthony vs. LSU, 1996 (7)  
 100—Harrison Houston vs. LSU, 1993 (5)  
 100—Willie Jackson vs. Alabama, 1992 (9)  
 100—Lee McGriff vs. LSU, 1974 (3)  
 100—Lee McGriff vs. Southern Miss, 1973 (6)  
 100—Richard Trapp vs. Auburn, 1966 (9)

## MOST CAREER 100-YARD GAMES

Jabar Gaffney	15
Carlos Alvarez	12
Willie Jackson Jr.	9
Ike Hilliard	8
Travis McGriff	8
Richard Trapp	8
Reidel Anthony	7
Reche Caldwell	7
Jacquez Green	7
Darrell Jackson	7
Dallas Baker	6
Charles Casey	6
Wes Chandler	6
Percy Harvin	6

Andre Caldwell	5
Cris Collinsworth	5
Jack Jackson	5
Taylor Jacobs	5
Lee McGriff	5
Tyron Young	5
Riley Cooper	4
Chris Doering	4
Harrison Houston	4
Chad Jackson	4
Tre Everett	3
Nafis Karim	3
Ernie Mills	3
Ricky Nattiel	3

Dwayne Dixon	2
Aaron Hernandez	2
Kelvin Kight	2
Kirk Kirkpatrick	2
Frankie Neal	2
Travis Taylor	2
Ben Troupe	2
Neal Anderson	1
Terry Ash	1
Jemalle Cornelius	1
<b>ANDRE DEBOSE</b>	1
Tommy Durrance	1
Jack Harper	1
Aubrey Hill	1

Cornelius Ingram	1
Willie Jackson Sr.	1
Tony Lomack	1
Perry McGriff	1
Joe Parker	1
Carlos Perez	1
Chris Rainey	1
Stacey Simmons	1
Tony Stephens	1
Deonte Thompson	1
Broughton Williams	1
John L. Williams	1
James Yancey	1



## SAME GAME 100-YARD RECEIVING PERFORMANCES

Year	Opponent	Player 1	Player 2
2007	Vanderbilt	Percy Harvin (110)	Andre Caldwell (103)
2007	Western Kentucky	Riley Cooper (122)	Andre Caldwell (103)
2005	Kentucky	Chad Jackson (105)	Jemalle Cornelius (138)
2001	Tennessee	Reche Caldwell (115)	Jabar Gaffney (101)
2001	Vanderbilt	Reche Caldwell (117)	Taylor Jacobs (105)
2001	Auburn	Reche Caldwell (128)	Jabar Gaffney (110)
2001	LSU	Jabar Gaffney (164)	Reche Caldwell (120)
2001	Mississippi St.	Jabar Gaffney (159)	Reche Caldwell (101)
2000	Vanderbilt	Reche Caldwell (102)	Jabar Gaffney (101)
1998	South Carolina	Travis McGriff (222)	Travis Taylor (106)
1998	Vanderbilt	Travis McGriff (157)	Nafis Karim (132)
1998	Kentucky	Nafis Karim (145)	Travis McGriff (124)
1996	Alabama (SEC CG)	Reidel Anthony (171)	Jacquez Green (106)
1996	LSU	Ike Hilliard (145)	Reidel Anthony (100)
1996	Arkansas	Reidel Anthony (189)	Ike Hilliard (108)
1995	Florida St.	Ike Hilliard (192)	Chris Doering (124)
1995	Vanderbilt	Chris Doering (169)	Jacquez Green (155)
1993	Florida St.	Willie Jackson (140)	Harrison Houston (111)
1993	SW Louisiana	Jack Jackson (153)	Harrison Houston (112)
1985	Florida St.	Ricky Nattiel (161)	Frankie Neal (109)
1965	Florida St.	Jack Harper (111)	Charles Casey (107)

## TOUCHDOWN/RECEPTION RATIO

(Min. 15 career TD receptions)

	Rec.	TDs	Ratio
Wes Chandler (1974-77)	92	22	4.18
Ike Hilliard (1994-96)	126	29	4.34
Riley Cooper (2006-09)	81	18	4.50
Aubrey Hill (1991-94)	86	18	4.78
Chris Doering (1992-95)	149	31	4.81
Reidel Anthony (1994-96)	126	26	4.85
Jacquez Green (1995-97)	113	23	4.91
Jack Jackson (1992-94)	143	29	4.93
Jabar Gaffney (2000-01)	138	27	5.11
Harrison Houston (1990-93)	101	19	5.32

## TOTAL OFFENSE RECORDS

## PLAYS

## Career (Passes-Rushes-Games)

1,687—Tim Tebow, 2006-09 (995-692-55)  
 1,636—Chris Leak, 2003-06 (1,324-320-51)  
 1,397—Shane Matthews, 1989-92 (1,202-195-34)  
 1,355—Danny Wuerffel, 1993-96 (1,170-185-46)  
 1,239—Wayne Peace, 1980-83 (991-248-43)  
 1,238—John Reaves, 1969-71 (1,128-110-32)  
 1,229—Rex Grossman, 2000-02 (1,110-119-35)  
 1,119—Kerwin Bell, 1984-87 (949-170-42)  
 1,007—Doug Johnson, 1996-99 (907-100-37)  
 995—Steve Spurrier, 1964-66 (692-303-30)

## Season (Passes-Rushes-Games)

561—Rex Grossman, 2002 (503-58-13)  
 560—Tim Tebow, 2007 (350-210-13)  
 536—Shane Matthews, 1992 (463-73-12)  
 531—Tim Tebow, 2009 (314-217-14)  
 479—Chris Leak, 2005 (374-105-12)  
 474—Tim Tebow, 2008 (298-176-14)  
 460—Chris Leak, 2004 (399-61-12)  
 450—Shane Matthews, 1990 (378-72-11)  
 429—Rex Grossman, 2001 (395-34-11)  
 428—John Reaves, 1969 (396-32-10)

## Game (Passes-Rushes)

68—John Reaves vs. Auburn, 1969 (66-2)  
 66—Shane Matthews vs. Florida St., 1990 (48-18)  
 63—Doug Johnson vs. LSU, 1997 (57-6)  
 62—Larry Ochab vs. Florida St., 1979 (54-8)  
 58—Tim Tebow vs. South Carolina, 2007 (32-26)  
 58—Tim Tebow vs. Ole Miss, 2007 (34-24)  
 58—Rex Grossman vs. Tennessee, 2001 (51-7)  
 58—Shane Matthews vs. Georgia, 1992 (45-13)  
 57—Steve Spurrier vs. Auburn, 1965 (45-12)  
 57—John Reaves vs. Tennessee, 1970 (52-5)

## YARDS

## Career (Passing-Rushing)

12,232—Tim Tebow, 2006-09 (9,285-2,947)  
 11,350—Chris Leak, 2003-06 (11,213-137)  
 10,500—Danny Wuerffel, 1993-96 (10,875-(-)375)  
 9,241—Shane Matthews, 1989-92 (9,287-(-)46)

9,031—Rex Grossman, 2000-02 (9,164-(-)133)  
 7,283—John Reaves, 1969-71 (7,549-(-)266)  
 7,032—Kerwin Bell, 1984-87 (7,585-(-)553)  
 6,946—Wayne Peace, 1980-83 (7,206-(-)260)  
 6,765—Doug Johnson, 1996-99 (7,114-(-)349)  
 5,290—Steve Spurrier, 1964-66 (4,848-442)

## Season (Passing-Rushing)

4,181—Tim Tebow, 2007 (3,286-895)  
 3,904—Rex Grossman, 2001 (3,896-8)  
 3,805—Tim Tebow, 2009 (2,895-910)  
 3,525—Danny Wuerffel, 1996 (3,625-(-)100)  
 3,419—Tim Tebow, 2008 (2,746-673)  
 3,337—Rex Grossman, 2002 (3,402-(-)65)  
 3,276—Chris Leak, 2004 (3,197-79)  
 3,176—Shane Matthews, 1992 (3,205-(-)29)  
 3,140—Shane Matthews, 1991 (3,130-10)  
 3,125—Danny Wuerffel, 1995 (3,266-(-)141)  
**By a Senior:** 3,805—Tim Tebow, 2009 (2,895-910)  
**By a Junior:** 3,419—Tim Tebow, 2008 (2,746-673)  
**By a Sophomore:** 4,181—Tim Tebow, 2007 (3,286-895)

**By a Freshman:** 2,382—Chris Leak, 2003 (2,435-(-)53)  
**By a Running Back:** 1,599—Emmitt Smith, 1989 (1,599 run, 0 pass)

## Game (Passing-Rushing)

533—Tim Tebow vs. Cincinnati, 2009 (482-51)  
 466—Danny Wuerffel vs. Arkansas, 1996 (462-4)  
 463—Rex Grossman vs. LSU, 2001 (464-(-)1)  
 460—Eric Kresser vs. N. Illinois, 1995 (458-2)  
 442—Doug Johnson vs. Vanderbilt, 1998 (460-(-)18)  
 428—Danny Wuerffel vs. Miss. St., 1993 (449-(-)21)  
 427—Tim Tebow vs. Ole Miss (261-166)  
 424—Tim Tebow vs. South Carolina (304-120)  
 418—Terry Dean vs. SW Louisiana, 1993 (448-(-)30)  
 416—Rex Grossman vs. Georgia, 2001 (407-9)  
**By a Senior:** 533—Tim Tebow vs. Cincinnati, 2009 (482 pass, 51 run)  
**By a Junior:** 460—Eric Kresser vs. Northern Illinois, 1995 (458 pass, 2 run)  
**By a Sophomore:** 463—Rex Grossman vs. LSU, 2001 (464 pass, -1 run)

**By a Freshman:** 428—Danny Wuerffel, vs. Mississippi St., 1993 (449 pass, -21 run)

**By a Running Back:** 316—Emmitt Smith, vs. New Mexico State, 1989 (316 run, 0 pass)

## TOUCHDOWNS RESPONSIBLE FOR

## Career (Passing-Rushing-Receiving)

145—Tim Tebow, 2006-09 (88-57-0)  
 122—Danny Wuerffel, 1993-96 (114-8-0)  
 101—Chris Leak, 2003-06 (88-13-0)  
 83—Rex Grossman, 2000-02 (77-6-0)  
 82—Shane Matthews, 1989-92 (74-7-1)  
 65—Doug Johnson, 1996-99 (62-2-1)  
 60—Kerwin Bell, 1984-87 (56-4-0)  
 59—John Reaves, 1969-71 (54-5-0)

## Season (Passing-Rushing-Receiving)

55—Tim Tebow, 2007 (32-23-0)  
 42—Tim Tebow, 2008 (30-12-0)  
 41—Danny Wuerffel, 1996 (39-2-0)  
 39—Rex Grossman, 2001 (34-5-0)  
 37—Danny Wuerffel, 1995 (35-2-0)  
 35—Tim Tebow, 2009 (21-14-0)  
 31—Chris Leak, 2004 (29-2-0)  
 30—Shane Matthews, 1991 (28-1-1)  
 27—Shane Matthews, 1990 (23-4-0)  
 26—Chris Leak, 2005 (20-6-0)  
 26—Chris Leak, 2006 (23-2-0)

## Game (Passing-Rushing-Receiving)

7—Tim Tebow vs. South Carolina, 2007 (2-5-0)  
 7—Doug Johnson vs. Central Mich., 1997 (7-0-0)  
 7—Danny Wuerffel vs. Tennessee, 1995 (6-1-0)  
 7—Terry Dean vs. New Mexico State, 1994 (7-0-0)  
 6—Chris Leak vs. South Carolina, 2004 (6-0-0)  
 6—Danny Wuerffel vs. Alabama, 1996 (6-0-0)  
 6—Eric Kresser vs. Northern Illinois, 1995 (6-0-0)  
 6—Terry Dean vs. SW Louisiana, 1993 (6-0-0)  
 6—Trey Burton vs. Kentucky, 2010 (1-5-0)  
 5—16 times, most recent: Tim Tebow vs. Florida St., 2009 (3-2-0)

## YARDS GAINED PER GAME

## Career

264.0—Shane Matthews, 1989-92  
 258.0—Rex Grossman, 2000-02  
 228.3—Danny Wuerffel, 1993-96  
 227.6—John Reaves, 1969-71  
 222.5—Chris Leak, 2003-06  
 222.4—Tim Tebow, 2006-09  
 183.6—Doug Johnson, 1996-99  
 176.3—Steve Spurrier, 1964-66  
 167.4—Danny Wuerffel, 1993-96  
 167.4—Kerwin Bell, 1984-87

## Season

354.9—Rex Grossman, 2001  
 321.6—Tim Tebow, 2007  
 293.8—Danny Wuerffel, 1996  
 285.5—Shane Matthews, 1991  
 285.2—John Reaves, 1969  
 284.1—Danny Wuerffel, 1995  
 273.0—Chris Leak, 2004  
 271.8—Tim Tebow, 2009  
 265.9—Shane Matthews, 1990  
 264.7—Shane Matthews, 1992

## YARDS GAINED PER PLAY

(Min. 20 Per Game)

## Career

7.8—Danny Wuerffel, 1993-96  
 7.4—Rex Grossman, 2000-02  
 7.3—Tim Tebow, 2006-09  
 6.9—Chris Leak, 2003-06  
 6.8—Doug Johnson, 1996-99  
 6.7—Terry Dean, 1991-94  
 6.6—Shane Matthews, 1989-92  
 6.3—Kerwin Bell, 1984-87  
 5.8—John Reaves, 1969-71  
 5.6—Steve Spurrier, 1964-66  
 5.6—Wayne Peace, 1980-83

**Season**

- 9.1—Rex Grossman, 2001
- 8.4—Danny Wuerffel, 1995
- 8.3—Danny Wuerffel, 1996
- 7.6—Shane Matthews, 1991
- 7.5—Tim Tebow, 2007
- 7.5—Rex Grossman, 2000
- 7.5—Doug Johnson, 1998
- 7.3—Tim Tebow, 2009
- 7.3—Terry Dean, 1994
- 7.2—Kerwin Bell, 1985

**ALL-PURPOSE YARDAGE PLAYS PARTICIPATED IN**

*(Rushes, Receptions and Returns) (Since 1965)*

**Career**

- 1,026—Errict Rhett, 1990-93
- 756—Emmitt Smith, 1987-89
- 688—Neal Anderson, 1982-85
- 662—Earnest Graham, 1998-02
- 604—Fred Taylor, 1994-97
- 573—Larry Smith, 1966-68
- 569—John L. Williams, 1982-85
- 546—James Jones, 1979-82
- 527—Tony Green, 1974-77

**Season**

- 305—Errict Rhett, 1992
- 305—Emmitt Smith, 1989
- 283—Errict Rhett, 1993
- 265—Neal Anderson, 1985
- 264—Errict Rhett, 1991
- 262—Mike Gillislee, 2012
- 262—Earnest Graham, 2002
- 257—Ciatrick Fason, 2004
- 254—Emmitt Smith, 1987
- 238—Fred Taylor, 1997

**AVERAGE YARDS PER PLAY**

**Career**

*(Min. 150 plays)*

- 19.3—Harrison Houston, 1990-93 (2,997 in 155 plays)
- 17.7—Reidel Anthony, 1994-96 (3,400 in 192 plays)
- 17.6—Jack Jackson, 1992-94 (3,327 in 189 plays)
- 16.6—Jacquez Green, 1995-97 (3,640 in 220 plays)
- 15.7—Ricky Nattiel, 1983-86 (3,017 in 192 plays) *(Min. 200 plays)*
- 16.6—Jacquez Green, 1995-97 (3,640 in 220 plays)
- 14.3—Brandon James, 2006-09 (4,770 in 333 plays)
- 13.1—Cris Collinsworth, 1977-80 (2,940 in 225 plays)
- 11.6—Percy Harvin, 2006-08 (3,781 in 327 plays) *(Min. 500 plays)*
- 7.0—Tony Green, 1974-77 (3,652 in 521 plays)

**Season**

*(Min. 60 plays)*

- 21.0—Jack Jackson, 1993
- 18.1—Ike Hilliard, 1995
- 17.8—Jabar Gaffney, 2001
- 16.7—Jabar Gaffney, 2000
- 16.7—Reidel Anthony, 1996
- 16.7—Ricky Nattiel, 1985
- 16.7—Cris Collinsworth, 1978 *(Min. 100 plays)*
- 12.0—Percy Harvin, 2008
- 11.6—Brandon James, 2009
- 11.4—Percy Harvin, 2007

**TOTAL YARDS GAINED**

**Career (Rushing-Receiving-Return)**

- 5,393—Errict Rhett, 1990-93 (4,163-1,230-0)
- 4,770—Brandon James, 2006-09 (302-379-4,089)
- 4,391—Emmitt Smith, 1987-89 (3,928-463-0)
- 3,948—Chris Rainey, 2007-11 (2,464-795-689)
- 3,792—Fred Taylor, 1994-97 (3,075-717-0)
- 3,785—Neal Anderson, 1982-85 (3,234-525-26)
- 3,781—Percy Harvin, 2006-08 (1,852-1,929-0)
- 3,652—Tony Green, 1974-77 (2,590-287-775)
- 3,640—Jacquez Green, 1995-97 (165-2,181-1,294)
- 3,592—Jeff Demps, 2008-11 (2,470-481-641)

**Season (Rushing-Receiving-Return)**

- 1,806—Emmitt Smith, 1989 (1,599-207-0)
- 1,622—Percy Harvin, 2007 (764-858-0)
- 1,560—Errict Rhett, 1993 (1,289-271-0)
- 1,533—Ciatrick Fason, 2004 (1,267-266-0)
- 1,530—Fred Taylor, 1997 (1,292-238-0)
- 1,525—Emmitt Smith, 1987 (1,341-184-0)
- 1,523—Reidel Anthony, 1996 (27-1,293-203)
- 1,499—Travis McGriff, 1998 (-3-1,357-145)
- 1,470—Errict Rhett, 1991 (1,109-361-0)
- 1,467—Jacquez Green, 1997 (51-1,024-392)
- By a Senior:** 1,560—Errict Rhett, 1993
- By a Junior:** 1,806—Emmitt Smith, 1989
- By a Sophomore:** 1,622—Percy Harvin, 2007
- By a Freshman:** 1,525—Emmitt Smith, 1987

**CONSECUTIVE STARTS**

*(Offensive/Defensive Starters)*

- 50—Mike Degory, C, 2001-05
- 50—Larry Kennedy, CB, 1991-94
- 45—Jarvis Williams, CB, 1984-87 *(Special Teams)*
- 54—Chas Henry, P, 2007-10

# CAREER YARDAGE LEADERS

Years	Name, Positions	Pass	Rush	Rec	Total
2006-09	Tim Tebow, QB	9,285	2,947	0	12,232
2003-06	Chris Leak, QB	11,213	137	30	11,350
1993-96	Danny Wuerffel, QB	10,875	-375	0	10,500
1989-92	Shane Matthews, QB	9,287	-46	7	9,248
2000-02	Rex Grossman, QB	9,164	-133	9	9,040
1969-71	John Reaves, QB	7,549	-266	14	7,297
1984-87	Kerwin Bell, QB	7,585	-553	0	7,032
1980-83	Wayne Peace, QB	7,206	-260	9	6,955
1996-99	Doug Johnson, QB	7,114	-349	28	6,793
1990-93	Errict Rhett, RB	0	4,163	1,230	5,393
1964-66	Steve Spurrier, QB	4,848	442	5	5,295
2007-11	John Brantley, QB	4,750	-156	-5	4,589
1987-89	Emmitt Smith, RB	0	3,928	463	4,391
1982-85	Neal Anderson, RB	97	3,234	525	3,856
1994-97	Fred Taylor, RB	0	3,075	717	3,792
2006-08	Percy Harvin, WR	0	1,852	1,929	3,781
1997-2000	Jesse Palmer, QB	3,755	-124	0	3,631
1991-94	Terry Dean, QB	3,420	85	50	3,555
1998-2002	Earnest Graham, RB	0	3,065	403	3,468
1982-85	John L. Williams, FB	0	2,409	863	3,272
2007-11	Chris Rainey, RB	0	2,464	795	3,259
1998-2001	Robert Gillespie, RB	0	1,854	1,091	3,045
1994-97	Elijah Williams, RB	0	2,181	842	3,023
1974-77	Tony Green, RB	113	2,590	287	2,990
2008-11	Jeff Demps, RB	0	2,470	481	2,951
1966-68	Larry Smith, RB	141	2,186	607	2,934
1974-77	Jimmy Fisher, QB	2,215	582	0	2,797
1981-84	Lorenzo Hampton, TB	33	1,993	655	2,681
1979-82	James Jones, TE-FB	48	2,026	593	2,667
1969-71	Carlos Alvarez, WR	20	4	2,563	2,587
2003-06	DeShawn Wynn, RB	0	2,077	376	2,543
1969-71	Tommy Durrance, RB	21	1,640	881	2,542
1973-75	Don Gaffney, QB	1,985	513	0	2,498
1995-98	Terry Jackson, RB	0	1,794	645	2,439
2000-01	Jabar Gaffney, WR	49	0	2,375	2,424
1988-90	Kyle Morris, QB	2,436	-26	0	2,410
1995-97	Jacquez Green, WR	30	165	2,181	2,376
1994-96	Reidel Anthony, WR	0	56	2,274	2,330

Years	Name, Positions	Pass	Rush	Rec	Total
1977-80	Cris Collinsworth, WR	174	210	1,937	2,321
1974-77	Wes Chandler, WR	0	356	1,963	2,319
1992-94	Jack Jackson, WR	0	42	2,266	2,308
2002-04	Ciatrick Fason, RB	0	1,877	408	2,285
1994-96	Ike Hilliard, WR	0	46	2,214	2,260
1988-91	Willie McClendon, RB	0	1,673	584	2,257
2009-12	Mike Gillislee, RB	0	2,072	182	2,254
2003-06	Dallas Baker, WR	0	0	2,236	2,236
2011-12	<b>JEFF DRISKEL</b> , QB	1,794	431	0	2,225
1973-75	Jimmy DuBose, RB	0	2,159	32	2,191
1999-2002	Taylor Jacobs, WR	0	83	2,097	2,180
1999-2001	Reche Caldwell, WR	0	91	2,088	2,179
1992-95	Chris Doering, WR	70	0	2,107	2,177
1990-93	Willie Jackson, WR	0	5	2,172	2,177
1946-49	Chuck Hunsinger, RB	0	2,017	121	2,138
1939-41	Tommy Harrison, TB	1,170	963	0	2,133
1995-98	Travis McGriff, WR	59	-3	2,057	2,113
1983-86	Ricky Nattiel, WR	0	11	2,086	2,097
1936-38	Walter Mayberry, TB	713	1,306	0	2,019
1950-51	Haywood Sullivan, QB	2,016	-2	0	2,014
1966-68	Larry Rentz, WR-QB	1,564	235	160	1,959
1962-64	Larry Dupree, RB	0	1,725	191	1,916
1962-64	Tom Shannon, QB	1,766	137	0	1,903
1972-73	David Bowden, QB	2,191	-291	0	1,900
2003-07	Andre Caldwell, WR	35	235	1,588	1,858
1965-67	Richard Trapp, WR	0	75	1,783	1,858
1974-77	Terry LeCount, WR-QB	849	723	217	1,789
1990-93	Harrison Houston, WR	0	0	1,781	1,781
2003-05	Chad Jackson, WR	0	90	1,586	1,676
1963-65	Charles Casey, WR	0	0	1,612	1,612
1987-90	Ernie Mills, WR	0	17	1,585	1,602
1972-74	Lee McGriff, WR	0	28	1,551	1,579
1993-95	Eric Kresser, QB	1,572	-1	0	1,571
1974-77	Willie Wilder, RB	0	1,451	117	1,568
1980-83	Dwayne Dixon, WR	28	0	1,520	1,548
1960-62	Larry Libertore, QB	725	786	0	1,511
1997-99	Darrell Jackson, WR	0	0	1,501	1,501

# KICKING RECORDS

## FIELD GOALS ATTEMPTED

### Career

- 88—Caleb Sturgis, 2008-12 (made 70)
- 80—Jeff Chandler, 1997-2001 (made 67)
- 63—Brian Clark, 1979-81 (made 43)
- 62—David Posey, 1973-76 (made 33)

### Season

- 30—Caleb Sturgis, 2009 (made 22)
- 28—Caleb Sturgis, 2012 (made 24)
- 27—Matt Leach, 2003 (made 21)
- 26—Caleb Sturgis, 2011 (made 22)
- 26—Bobby Raymond, 1984 (made 23)
- 24—Jeff Chandler, 1999 (made 21)
- 24—Brian Clark, 1981 (made 18)
- 24—David Posey, 1974 (made 12)
- 24—John David Francis, 1988 (made 17)

## FIELD GOALS MADE

### Career

- 70—Caleb Sturgis, 2008-12 (88 att.)
- 67—Jeff Chandler, 1997-2001 (80 att.)
- 43—Matt Leach, 2001-04 (61 att.)
- 43—Bobby Raymond, 1983-84 (49 att.)
- 43—Brian Clark, 1979-81 (63 att.)
- 33—David Posey, 1973-76 (62 att.)
- 33—Arden Czynzewski, 1988-91 (44 att.)

### Season

- 24—Caleb Sturgis, 2012 (28 att.)
- 23—Bobby Raymond, 1984 (26 att.)
- 22—Caleb Sturgis, 2011 (26 att.)
- 22—Caleb Sturgis, 2009 (30 att.)
- 21—Matt Leach, 2003 (27 att.)
- 21—Jeff Chandler, 1999 (24 att.)
- 20—Bobby Raymond, 1983 (23 att.)
- 19—Jeff Chandler, 2001 (22 att.)
- 18—Brian Clark, 1981 (24 att.)
- 17—Jeff Dawson, 1985 (23 att.)
- 17—John David Francis, 1988 (24 att.)

### Game

- 6—Bobby Raymond vs. Florida St., 1983
- 6—Bobby Raymond vs. Kentucky, 1984
- 5—Brian Clark vs. Mississippi, 1980
- 4—10 times, most recent: Caleb Sturgis vs. Tenn., 2011

## FIELD GOAL PERCENTAGE

### Career

- (Min. - 35 att.)
- 87.8%—Bobby Raymond, 1983-84 (43 of 49)
- 82.9%—Berj Yepremian, 1976-78 (29 of 35)
- 82.1%—Judd Davis, 1992-94 (32 of 39)

- 79.5%—Caleb Sturgis, 2008-12 (70 of 88)
- 78.9%—Jeff Dawson, 1985-86 (30 of 38) (Min. - 50 att.)
- 83.8%—Jeff Chandler, 1997-2001 (67 of 80)
- 79.5%—Caleb Sturgis, 2008-12 (70 of 88)
- 70.5%—Matt Leach, 2001-04 (43 of 61)
- 68.3%—Brian Clark, 1979-81 (43 of 63)

### Season

- (Min. - 20 att.)
- 88.4%—Bobby Raymond, 1984 (23 of 26)
- 87.5%—Jeff Chandler, 1999 (21 of 24)
- 86.9%—Bobby Raymond, 1983 (20 of 23)

## MOST CONSECUTIVE FIELD GOALS

### Career

- 17—Bobby Raymond, 1984
- 16—Jeff Chandler, 2001
- 14—Caleb Sturgis, 2010-12
- 13—Jeff Chandler, 2000-01
- 11—Jonathan Phillips, 2008
- 11—Berj Yepremian, 1978

### PATs ATTEMPTED

#### Career

- 180—Jeff Chandler, 1997-2001 (made 167)
- 164—Bart Edmiston, 1992-96 (made 160)
- 136—Caleb Sturgis, 2008-12 (made 130)
- 131—Judd Davis, 1992-94 (made 129)
- 125—Matt Leach, 2001-04 (made 120)
- 115—David Posey, 1973-76 (made 110)

### Season

- 79—Jonathan Phillips, 2008 (made 78)
- 73—Joey Iijas, 2007 (made 72)
- 71—Bart Edmiston, 1995 (made 71)
- 66—Bart Edmiston, 1996 (made 64)
- 65—Judd Davis, 1994 (made 65)
- 54—Collins Cooper, 1997 (made 48)
- 53—Jeff Chandler, 2000 (made 49)
- 53—Judd Davis, 1993 (made 51)
- 49—Matt Leach, 2004 (made 49)
- 48—Jeff Chandler, 2001 (made 46)

### Game

- 11—Collins Cooper vs. Central Michigan, 1997
- 10—Jonathan Phillips vs. The Citadel, 2008
- 10—Judd Davis vs. New Mexico State, 1994
- 10—Judd Davis vs. Kentucky, 1994
- 9—Jonathan Phillips vs. Charleston Southern, 2009
- 9—Matt Leach vs Florida A&M, 2003
- 9—Bart Edmiston vs. South Carolina, 1995
- 9—Jim Gainey vs. West Texas State, 1982

## PATs MADE

### Career

- 167—Jeff Chandler, 1997-2001
- 160—Bart Edmiston, 1992-96
- 130—Caleb Sturgis, 2008-12
- 129—Judd Davis, 1992-94
- 120—Matt Leach, 2001-04
- 110—David Posey, 1973-76
- 95—Arden Czynzewski, 1988-91
- 83—Jonathan Phillips, 2007-08
- 81—Chris Hetland, 2005-06
- 77—Wayne Barfield, 1965-67
- 72—Joey Iijas, 2004-07

### Season

- 78—Jonathan Phillips, 2008 (79 att.)
- 72—Joey Iijas, 2007 (73 att.)
- 71—Bart Edmiston, 1995 (71 att.)
- 65—Judd Davis, 1994 (65 att.)
- 64—Bart Edmiston, 1996 (66 att.)
- 51—Judd Davis, 1993 (53 att.)
- 49—Matt Leach, 2004 (49 att.)
- 49—Jeff Chandler, 2000 (53 att.)
- 48—Collins Cooper, 1997 (54 att.)
- 46—Jeff Chandler, 2001 (48 att.)

### Game

- 10—Jonathan Phillips vs. The Citadel, 2008 (10 att.)
- 10—Judd Davis vs. New Mexico State, 1994 (10 att.)
- 10—Judd Davis vs. Kentucky, 1994 (10 att.)
- 9—Matt Leach vs. Florida A&M, 2003 (9 att.)
- 9—Collins Cooper vs. Central Mich., 1997 (11 att.)
- 9—Bart Edmiston vs. South Carolina, 1995 (9 att.)
- 9—Jim Gainey vs. West Texas State, 1982 (9 att.)

## PATs PERCENT ACCURACY

### Career

- (Min. 50)
- 100%—Brian Clark, 1979-81 (62 of 62)
- 98.6%—Joey Iijas, 2004-07 (72 of 73)
- 98.2%—Berj Yepremian, 1976-78 (56 of 57)

### Season

- (Min. 25)
- 100%—Caleb Sturgis, 2011 (31 of 31)
- 100%—Matt Leach, 2004 (49 of 49)
- 100%—Matt Leach, 2003 (41 of 41)
- 100%—Bart Edmiston, 1995 (71 of 71)
- 100%—Judd Davis, 1994 (65 of 65)
- 100%—Arden Czynzewski, 1991 (44 of 44)
- 100%—Robert McGinty, 1987 (33 of 33)
- 100%—Brian Clark, 1981 (28 of 28)
- 100%—Wayne Barfield, 1966 (27 of 27)

## CONSECUTIVE PATs MADE

### Career

- 114—Bart Edmiston, 1992-96
- 104—Matt Leach, 2001-04
- 81—Judd Davis, 1992-94
- 62—Brian Clark, 1979-81
- 61—Jonathan Phillips, 2007-08
- 55—Berj Yepremian, 1976-78
- 52—Wayne Barfield, 1965-67

### Game

- (Min. 8)
- 10 of 10—Jonathan Phillips vs. The Citadel, 2008
- 10 of 10—Judd Davis vs. New Mexico State, 1994
- 10 of 10—Judd Davis vs. Kentucky, 1994
- 9 of 9—Jonathan Phillips vs. Kentucky, 2008
- 9 of 9—Matt Leach vs. Florida A&M, 2003
- 9 of 9—Bart Edmiston vs. South Carolina, 1995
- 9 of 9—Jim Gainey vs. West Texas State, 1982
- 8 of 8—9 times, most recent: Caleb Sturgis vs. FIU, 2009

## LONGEST FIELD GOALS

- 60—Chris Perkins vs. Tulane, 1984
- 56—Caleb Sturgis vs. Georgia, 2009
- 55—Caleb Sturgis vs. Furman, 2011
- 55—Caleb Sturgis vs. Vanderbilt, 2011
- 55—Brian Clark vs. Kentucky, 1981
- 54—Jeff Chandler vs. Georgia, 2000
- 54—Berj Yepremian vs. Utah, 1977
- 54—David Posey vs. Florida St., 1976
- 53—Chris Perkins vs. Miami, 1983
- 53—John Williams vs. Ole Miss, 1973
- 52—Matt Leach vs. Georgia, 2004
- 52—Jeff Chandler vs. Tennessee, 2001
- 52—Judd Davis vs. So Mississippi, 1994
- 52—Brian Clark vs. Kentucky, 1979
- 52—Berj Yepremian vs. Alabama, 1978
- 51—Caleb Sturgis vs. Texas A&M, 2012
- 51—Caleb Sturgis vs. Bowling Green, 2012
- 51—Caleb Sturgis vs. FAU, 2011
- 51—Caleb Sturgis vs. Arkansas, 2009
- 51—Robert McGinty vs. Auburn, 1986
- 51—Chris Perkins vs. Tennessee, 1984
- 51—Berj Yepremian vs. Rice, 1977
- 51—David Posey vs. Florida St., 1975
- 50—Caleb Sturgis vs. Georgia, 2012
- 50—Matt Leach vs. Mississippi St., 2004
- 50—Matt Leach vs. LSU, 2003
- 50—Jeff Chandler vs. Florida St., 1999
- 50—Robert McGinty vs. LSU, 1987
- 50—Berj Yepremian vs. Florida St., 1977
- 50—David Posey vs. Florida St., 1975

## FLORIDA'S GAME-WINNING FIELD GOAL KICKS

Kicker	Date	Opponent	Kick Length	Time Remaining	Final Score
Chas Henry	10/30/10	Georgia	37	OT	34-31
Caleb Sturgis	10/17/09	Arkansas	27	0:09	23-20
Matt Leach	11/1/03	Georgia	33	0:33	16-13
Arden Czynzewski	10/7/89	LSU	41	0:00	16-13
Brian Clark	11/15/80	Kentucky	34	n/a	17-15
Wayne Barfield	11/11/67	Georgia	31	n/a	17-16
Steve Spurrier	10/29/66	Auburn	40	2:12	30-27
Bob Lyle	9/26/64	Mississippi St.*	41	0:00	16-13
Billy Cash	10/22/60	LSU	35	n/a	13-10

\*Mississippi St. missed FG to tie

# RETURN RECORDS

## **MOST KICKOFF RETURNS** *(Since 1958)*

### **Career**

112—Brandon James, 2006-09  
58—**ANDRE DEBOSE**, 2010-12  
57—Willie Jackson, Sr., 1970-72

### **Season**

32—Brandon James, 2008  
30—Brandon James, 2007  
29—Brandon James, 2009

### **Game**

6—Chris Rainey vs. Georgia, 2010  
6—Reidel Anthony vs. Tennessee, 1995  
6—Bo Carroll vs. Alabama, 1999

## **KICK RETURN YARDS**

### **Career**

2,718—Brandon James, 2006-09  
1,592—**ANDRE DEBOSE**, 2010-12  
1,248—Willie Jackson, Sr., 1970-72

### **Season**

841—Brandon James, 2007  
756—Brandon James, 2009  
738—Brandon James, 2008  
666—Kerry Watkins, 1986

### **Game**

159—**ANDRE DEBOSE** vs. South Carolina, 2010  
159—Tony Lomack vs. Kentucky, 1989  
154—**ANDRE DEBOSE** vs. LSU, 2010

## **KICK RETURN AVERAGE**

### **Career**

*(Min. 50)*  
27.4—**ANDRE DEBOSE**, 2010-12 (58 for 1,592)  
24.3—Brandon James, 2006-09 (112 for 2,718)  
22.5—Harrison Houston, 1990-93 (54 for 1,216)  
*(Min. 30)*  
27.4—**ANDRE DEBOSE**, 2010-12 (58 for 1,592)  
26.1—Jack Jackson, 1992-94 (39 for 1,019)

### **Season**

*(Min. 10)*  
28.3—**ANDRE DEBOSE**, 2012 (18 for 510)  
28.2—Jack Jackson, 1993 (17 for 480)  
28.0—**ANDRE DEBOSE**, 2010 (21 for 587)

### **Game**

*(Min. 4)*  
39.8—**ANDRE DEBOSE** vs. S. Carolina (4 for 159)  
37.5—Cris Collinsworth vs. LSU (4 for 150)

## **KICK RETURN TOUCHDOWNS**

### **Career**

4—**ANDRE DEBOSE**, 2010-12  
2—Bo Carroll, 1997-2000  
2—Stacey Simmons, 1986-88

### **Season**

2—**ANDRE DEBOSE** vs. South Carolina 2010

### **Game**

1-12 times, last by **ANDRE DEBOSE** vs. Louisville, 2012

## **LONGEST KICKOFF RETURNS**

100—**ANDRE DEBOSE** vs. Louisville, 2012  
100—Bo Carroll vs. LSU, 1999  
100—Jack Jackson vs. Mississippi St., 1993  
100—Pat Reen vs. Miami, 1940  
99—**ANDRE DEBOSE** vs. Ohio State, 2011  
99—Jeff Demps vs. Georgia, 2011  
99—**ANDRE DEBOSE** vs. South Carolina, 2010  
99—Tony Lomack vs. Kentucky, 1989  
98—Billy Chase vs. Mississippi, 1934  
97—Cris Collinsworth vs. LSU, 1978  
96—Chuck Hunsinger vs. Alabama, 1948  
96—Harvin Clark vs. Kentucky, 1969  
94—Bo Carroll vs. Arkansas, 1997  
94—Stacey Simmons vs. Kentucky, 1987  
93—Pat Reen vs. Auburn, 1940  
90—Reidel Anthony vs. Auburn, 1995  
90—Jack Nichols vs. Auburn, 1950  
88—**ANDRE DEBOSE** vs. LSU, 2010  
88—Bobby Forbes vs. Furman, 1947  
85—Brandon James vs. Charleston Southern, 2009

85—Jim Roundtree vs. Georgia, 1955  
85—Stacey Simmons vs. Mississippi, 1988

## **MOST PUNT RETURNS** *(Since 1958)*

### **Career**

117—Brandon James, 2006-09  
76—Keiwan Ratliff, 2000-03  
75—Ivory Curry, 1980-82  
72—Tyson Sever, 1972-74

### **Season**

41—Wallace Brown, 1934  
37—Brandon James, 2008  
35—Tyson Sever, 1972

### **Game**

7—Tyson Sever vs. North Carolina, 1972

## **PUNT RETURN YARDS** *(Since 1955)*

### **Career**

1,371—Brandon James, 2006-09  
860—Keiwan Ratliff, 2000-03  
766—Jacquez Green, 1995-97  
631—Ivory Curry, 1980-82  
589—Ricky Nattiel, 1983-86

### **Season**

510—Brandon James, 2008 (37 ret.)  
392—Jacquez Green, 1997 (27 ret.)  
363—Brandon James, 2006 (33 ret.)  
354—Tyson Sever, 1972 (35 ret.)  
346—Ricky Nattiel, 1984 (22 ret.)

### **Game**

155—Brandon James vs. W. Carolina, 2007 (6 ret.)  
145—Jacquez Green vs. Kentucky, 1996 (2 ret.)

## **PUNT RETURN AVERAGE**

### **Career**

*(Min. 25)*  
18.6—Hal Griffin, 1946-49 (26 for 484)

### **Season**

*(Min. 10)*  
26.7—Hal Griffin, 1947 (10 for 267)\*  
\*NCAA record for 10 or more

## **PUNT RETURN TOUCHDOWNS**

### **Career**

4—Brandon James, 2006-09  
4—Jacquez Green, 1995-97

### **Season**

2—Brandon James, 2008  
2—Lito Sheppard, 2000  
2—Jacquez Green, 1997  
2—Jacquez Green, 1996  
2—Steve Tannen, 1968  
2—Loran Broadus, 1948

### **Game**

2—Jacquez Green vs. Kentucky, 1996

## **LONGEST PUNT RETURNS**

97—Hal Griffin vs. Miami, 1946  
87—Hal Griffin vs. Villanova, 1946  
86—Jacquez Green vs. South Carolina, 1997  
84—Loran Broadus vs. Rollins, 1948  
83—Brandon James vs. Tennessee, 2007  
83—George Grandy vs. Tulane, 1966  
82—Harvin Clark vs. Miami, 1971  
82—Hal Griffin vs. Kansas State, 1947  
80—Jack Harper vs. SMU, 1964  
80—Hagood Clark vs. Auburn, 1961  
80—Loran Broadus vs. Tulsa, 1948  
80—Loran Broadus vs. North Carolina, 1947  
79—Jacquez Green vs. Kentucky, 1996  
78—Brandon James vs. Hawaii, 2008  
78—Jack Nichols vs. The Citadel, 1950  
77—Brandon James vs. Western Carolina, 2006  
75—Hal Griffin vs. N.C. State, 1946  
75—Jimmy Hall vs. The Citadel, 1951

# SCORING RECORDS

## **TOTAL POINTS**

### **Career**

368—Jeff Chandler, 1997-2001 (67 FG, 167 PAT)  
342—Tim Tebow, 2006-09 (57 TD)  
340—Caleb Sturgis, 2008-12 (70 FG, 130 PAT)  
250—Matt Leach, 2001-04 (43 FG, 120 PAT)  
226—Bart Edmiston, 1992-96 (22 FG, 160 PAT)  
225—Judd Davis, 1992-94 (32 FG, 129 PAT)  
222—Emmitt Smith, 1987-89 (37 TD)  
216—Errict Rhett, 1990-93 (36 TD)  
209—David Posey, 1973-76 (33 FG, 110 PAT)  
198—Earnest Graham, 1999-2002 (33 TD)  
194—Neal Anderson, 1982-85 (32 TD, 1-2 pt)  
194—Arden Czyzewski, 1988-91 (33 FG, 95 PAT)

### **Season**

138—Tim Tebow, 2007 (23 TD)  
110—Caleb Sturgis, 2009 (22 FG, 44 PAT)  
110—Reidel Anthony, 1996 (18 TD, 1-2 pt)

110—Tommy Durrance, 1969 (18 TD, 1-2 pt)  
108—Edgar Jones, 1925 (16 TD)  
107—Judd Davis, 1994 (14 FG, 65 PAT)  
106—Caleb Sturgis, 2012 (24 FG, 34 PAT)  
104—Matt Leach, 2003 (21 FG, 41 PAT)  
103—Jeff Chandler, 2001 (19 FG, 46 PAT)  
103—Bobby Raymond, 1984 (23 FG, 34 PAT)

### **Game - By A Kicker**

23—Bobby Raymond vs. Florida St., 1983 (6 FG, 5 PAT)

*Established a NCAA single-game scoring record for a kicker*

### **Game - By A Non-Kicker**

36—**TREY BURTON** vs. Kentucky, 2010 (6 TD)  
30—Tim Tebow vs. South Carolina, 2007 (5 TD)  
24—DeShawn Wynn vs. Kentucky, 2005 (4 TD)  
24—Chad Jackson vs. Wyoming, 2005 (4 TD)  
24—DeShawn Wynn vs. Florida A&M, 2003 (4 TD)

24—Jesse Palmer vs. Kentucky, 2000 (4 TD)  
24—Fred Taylor vs. Florida St., 1997 (4 TD)  
24—Ike Hilliard vs. Tennessee, 1995 (4 TD)  
24—Jack Jackson vs. New Mexico State, 1994 (4 TD)  
24—Rammy Ramsdell vs. Mercer, 1915 (4 TD)  
24—Tommy Owens vs. Mercer, 1928 (4 TD)

## **TOUCHDOWNS**

### **Career**

57—Tim Tebow, 2006-09  
37—Emmitt Smith, 1987-89  
36—Errict Rhett, 1990-93  
33—Earnest Graham, 1999-2002  
32—Neal Anderson, 1982-85  
31—Fred Taylor, 1994-97  
31—Chris Doering, 1992-95  
31—Jack Jackson, 1992-94  
30—Jacquez Green, 1995-97  
30—Tommy Durrance, 1969-71

### **Season**

23—Tim Tebow, 2007 (23 rush)  
18—Reidel Anthony, 1996 (18 rec.)  
18—Tommy Durrance, 1969 (12 rush, 6 rec.)  
17—Chris Doering, 1995 (17 rec.)  
16—Jack Jackson, 1994 (15 rec., 1 run)  
16—Edgar Jones, 1925 (8 rush, 6 rec, 2 KR)  
15—Ike Hilliard, 1995 (15 rec.)  
15—Emmitt Smith, 1989 (14 rush, 1 rec.)  
14—Tim Tebow, 2009 (14 rush)  
14—Jabar Gaffney, 2000 (14 rec.)  
14—Buford Long, 1952 (13 rush, 1 rec.)  
**By a Senior:** 17—Chris Doering, 1995  
**By a Junior:** 18—Reidel Anthony, 1996  
**By a Sophomore:** 23—Tim Tebow, 2007  
**By a Freshman:** 14—Jabar Gaffney, 2000

# RETURN TOUCHDOWNS

## KICKOFF RETURN TOUCHDOWNS

Player	Date	Opponent	Yards	Location	Notes
Harvin Clark	11/15/69	Kentucky	96	H	
Cris Collinsworth	10/7/78	LSU	97	H	
Stacey Simmons	11/14/87	Kentucky	94	H	Opening Kick
Stacey Simmons	9/10/88	Ole Miss	85	N	Jackson, Miss.
Tony Lomack	11/18/89	Kentucky	99	H	
Jack Jackson	10/2/93	Mississippi St.	100	H	
Reidel Anthony	10/14/95	Auburn	90	A	
Bo Carroll	10/4/97	Arkansas	94	H	Opening Kick
Bo Carroll	10/9/99	LSU	100	A	
Brandon James	9/6/09	Charleston So.	85	H	
<b>ANDRE DEBOSE</b>	10/9/10	LSU	88	H	
<b>ANDRE DEBOSE</b>	11/13/10	South Carolina	99*	H	Opening Kick
Jeff Demps	10/29/11	Georgia	99	N	Jacksonville, Fla.
<b>ANDRE DEBOSE</b>	1/2/12	Ohio State	99**	N	Jacksonville, Fla., (Gator Bowl)
<b>ANDRE DEBOSE</b>	1/2/13	Louisville	100	N	New Orleans, La. (Sugar Bowl)

**Totals: 15 Home: 9 Away: 2 Neutral: 4 Opening Kick: 3**

\*set UF single-season record for kick return touchdowns

\*\*set UF career record for kick return touchdowns

## BLOCKED FIELD GOALS FOR TOUCHDOWNS

Player	Date	Opponent	Yards	Location
Reggie Lewis	11/26/05	Florida St.	52	H

**Totals: 1 Home: 1 Away: 0 Neutral: 0**

## PUNT RETURN TOUCHDOWNS

Player	Date	Opponent	Yards	Location	Notes
George Grandy	11/12/66	Tulane	83	H	
Steve Tannen	9/21/68	Air Force	64	N	Tampa, Fla.
Steve Tannen	10/26/68	Vanderbilt	82	A	
Carlos Alvarez	9/12/70	Duke	72	N	Jacksonville, Fla.
Harvin Clark	11/27/71	Miami	82	A	
Tyson Sever	11/18/72	Kentucky	71	H	
Ivory Curry	9/20/80	Georgia	71	A	
Ricky Nattiel	9/29/84	Mississippi St.	67	H	
Fred Weary	10/1/94	Ole Miss	10	A	Blocked Punt
Mike Harris	11/12/94	South Carolina	40	H	Blocked Punt
Jacquez Green	9/28/96	Kentucky	66	H	
Jacquez Green	9/28/96	Kentucky	79	H	
Jacquez Green	9/6/97	Central Michigan	13	H	Blocked Punt
Jacquez Green	11/15/97	South Carolina	86	A	
Mike Peterson	11/7/98	Vanderbilt	27	A	Blocked Punt
Lito Sheppard	9/9/00	Middle Tennessee St.	54	H	
Lito Sheppard	11/11/00	South Carolina	57	H	
Tremaine McCollum	1/2/05	Iowa	0	N*	Blocked Punt
Terrence Holmes	10/8/05	Mississippi St.	0	H	Blocked Punt
Brandon James	11/18/06	Western Carolina	77	H	
Brandon James	9/15/07	Tennessee	83	H	
Marcus Manson	11/17/07	FAU	19	H	Blocked Punt
Brandon James	8/30/08	Hawaii	74	H	
Brandon James	9/20/08	Tennessee	78	A	
Chris Rainey	9/26/09	Kentucky	23	A	Blocked & Rec. punt
<b>SOLOMON PATTON</b>	11/6/10	Vanderbilt	42	A	Blocked by C. Rainey
Lerentee McCray	1/1/11	Penn State	27	N*	Blocked by S. Patton
Chris Rainey	9/3/11	FAU	22	H	Blocked by S. Patton
Graham Stewart	1/2/12	Ohio State	14	N*	Blocked by C. Rainey
Jelani Jenkins	11/10/12	Louisiana	36	H	Blocked by L. Purifoy

**Totals: 31 Home: 16 Away: 10 Neutral: 5 Blocked: 12**

\*Bowl Game

# PUNTING RECORDS

## ATTEMPTED

### Career

231—Eric Wilbur, 2003-06  
209—Buster Morrison, 1972-74  
182—Shayne Edge, 1991-94  
165—Chas Henry, 2007-10  
161—Ray Criswell, 1982-85  
154—Fred Montsdeoca, 1948-50  
135—Bill Conover, 1978-79  
130—Steve Spurrier, 1964-66

### Season

83—Buster Morrison, 1972  
83—Bud Walton, 1938  
76—Bill Conover, 1979  
70—Buster Morrison, 1973  
66—**KYLE CHRISTY**, 2012  
66—Eric Wilbur, 2003  
63—Joe Borajkiewicz, 1981  
62—John James, 1970  
62—Fred Montsdeoca, 1949  
60—Mark Dickert, 1980

**By a Senior:** 63—Joe Borajkiewicz, 1981

**By a Junior:** 76—Bill Conover, 1979

**By a Sophomore:** 83—Buster Morrison, 1972;  
83—Bud Walton, 1938

**By a Freshman:** 66—Eric Wilbur, 2003

## Game

23—Bud Walton vs. Georgia Tech, 1938

## YARDAGE (AVG.)

### Career

(Min. 90 punts)  
44.4—Ray Criswell (161 punts), 1982-85  
44.3—**KYLE CHRISTY** (96 punts), 2011-12  
43.0—Chas Henry (165 punts), 2007-10  
42.9—Eric Wilbur (231 punts), 2003-06  
42.6—Bobby Joe Green (97 punts), 1958-59  
42.5—Shayne Edge (145 punts), 1991-94  
42.1—Chas Henry (115 punts), 2007-10  
41.8—Alan Rhine (94 punts), 1999-2000  
41.2—Alan Williams (100 punts), 1976-77  
40.7—Robby Stevenson (113 punts), 1995-98

## SEASON

(Min. 40 punts)  
45.8—**KYLE CHRISTY** (66 punts), 2012  
45.1—Chas Henry (50 punts), 2010  
44.9—Bobby Joe Green (54 punts), 1959  
44.8—Eric Wilbur (66 punts), 2003  
44.7—Ray Criswell (55 punts), 1985  
43.4—Chas Henry (44 punts), 2008  
43.3—Alan Rhine (47 punts), 2000  
43.3—Shayne Edge (46 punts), 1991  
42.8—Ray Criswell (48 punts), 1982

42.8—Alan Williams (57 punts), 1977

**By a Senior:** 45.1—Chas Henry (50 punts), 2010

**By a Junior:** 43.4—Chas Henry (34 punts), 2009

**By a Sophomore:** (min. 45) 40.8—Shayne Edge  
(56 punts), 1992; (min. 30) 47.4—Ray Criswell  
(30 punts), 1983

**By a Freshman:** 44.8—Eric Wilbur (66 punts),  
2003

## Game

(Min. 7 punts)

54.3—**KYLE CHRISTY** vs. South Carolina (7 for  
380), 2012

53.0—Fred Montsdeoca vs. Alabama (7 for 371), 1949

50.7—Eric Wilbur vs. Georgia (7 for 355), 2003

49.1—Kyle Christy vs. LSU (7 for 344), 2012

46.1—**KYLE CHRISTY** at Auburn (7 for 323), 2011

45.9—Ingle Martin vs. Ole Miss (7 for 321), 2002

45.6—Chas Henry vs. Miami (7 for 319), 2008

## YARDAGE

### Career

9,900—Eric Wilbur (231 punts), 2003-06  
8,374—Buster Morrison (209 punts), 1972-74  
7,729—Shayne Edge (182 punts), 1991-94

### Season

3,187—Buster Morrison (83 punts), 1972

## Game

432—Eric Wilbur (10 punts) vs. LSU, 2005

424—Ray Criswell (9 punts) vs. Auburn, 1985

422—Roger Sibbald (10 punts) vs. Georgia Tech,  
1980

## LONGEST PUNTS

82—Bobby Joe Green vs. Georgia, 1958

76—Shayne Edge vs. Vanderbilt, 1992

76—Don Chandler vs. Georgia Tech, 1955

75—Chas Henry vs. Alabama, 2010

75—Eric Wilbur vs. Tennessee, 2003

73—Ray Criswell vs. LSU, 1982

70—Ingle Martin vs. Ole Miss, 2002

70—Ray Criswell vs. LSU, 1982

67—**KYLE CHRISTY** vs. Auburn, 2011

67—Chas Henry vs. Mississippi St., 2010

67—Chas Henry vs. Florida St., 2008

66—Bobby Joe Green vs. Georgia, 1959

66—Buster Morrison vs. Florida St., 1974

65—Alan Rhine vs. Auburn (SEC), 2000

65—Bobby Joe Green vs. Florida St., 1959

65—Hank Rone vs. Kentucky, 1989

65—Bobby Joe Green vs. Virginia, 1959

65—Don Ringgold vs. LSU, 1961

# DEFENSIVE RECORDS

## TOTAL TACKLES

### Career

475—David Little, ILB, 1977-80  
 467—Scot Brantley, ILB, 1976-79  
 457—Sammy Green, ILB, 1972-75  
 409—Charlie Williams, ILB, 1974-77  
 363—Ed Robinson, ILB, 1990-93  
 357—Ralph Ortega, ILB, 1972-74  
 353—Fernando Jackson, ILB, 1979-82  
 348—Robin Fisher, MG, 1978-81  
 343—Wilber Marshall, OLB, 1980-83  
 335—Alonzo Johnson, OLB, 1981-85

### Season

202—Sammy Green, ILB, 1976 (126 UT, 76 AT)  
 193—Scot Brantley, ILB, 1978 (115 UT, 78 AT)  
 185—Glenn Cameron, ILB, 1974 (120 UT, 65 AT)  
 168—Bam Hardmon, ILB, 2002 (104 UT, 64 AT)  
 161—David Little, ILB, 1980 (101 UT, 60 AT)  
 153—Charlie Williams, ILB, 1977 (98 UT, 55 AT)  
 145—Scot Brantley, ILB, 1976 (93 UT, 52 AT)  
 142—Carlton Miles, ILB, 1992 (81 UT, 61 AT)

## QB SACKS

### Career

33—Alex Brown, DE, 1998-2001  
 27—Alonzo Johnson, OLB, 1981-85  
 26.5—Huey Richardson, OLB/DE, 1987-90  
 25—Clifford Charlton, OLB, 1984-87  
 23—Wilber Marshall, OLB, 1980-83  
 21.8—Kevin Carter, DE, 1991-94  
 21—David Galloway, DT, 1977-81  
 21—Robin Fisher, MG, 1978-81  
 20.5—Derrick Harvey, DE, 2005-07  
 19.5—Jermaine Cunningham, DE, 2006-09  
 19.5—Carlos Dunlap, DE, 2007-09

### Season

13—Alex Brown, DE, 1999  
 12.5—Huey Richardson, OLB, 1989  
 12—Alonzo Johnson, OLB, 1985  
 11.8—Kevin Carter, DE, 1994  
 11—Derrick Harvey, DE, 2006  
 11—Clifford Charlton, OLB, 1986  
 11—Alonzo Johnson, OLB, 1984  
 11—Wilber Marshall, OLB, 1981  
 10.5—Alex Brown, DE, 2001  
 10—Rhondy Weston, DT, 1988

## TOTAL TACKLES FOR LOSS

### Career

58—Wilber Marshall, OLB, 1980-83 (23 QBS, 35 TFL)  
 55—Alonzo Johnson, OLB, 1981-85 (27 QBS, 28 TFL)  
 51.5—Derrick Harvey, DE, 2004-07 (20.5 QBS, 31 TFL)  
 50.5—Huey Richardson, OLB/DE, 1987-90 (26.5 QBS, 24 TFL)  
 49—Clifford Charlton, OLB, 1984-87 (25 QBS, 24 TFL)  
 47.5—Brad Culpepper, DT, 1988-91 (18 QBS, 29.5 TFL)  
 46—Alex Brown, DE, 1998-2001 (33 QBS, 12 TFL)  
 44—Jeff Roth, MG, 1985-88 (17 QBS, 27 TFL)  
 42.3—Kevin Carter, DE, 1991-94 (21.8 QBS, 20.5 TFL)  
 41—Robin Fisher, MG, 1978-81 (21 QBS, 20 TFL)  
 36.8—Ellis Johnson, DT, 1991-94 (16.3 QBS, 20.5 TFL)

### Season

27—Wilber Marshall, OLB, 1981 (11 QBS, 16 TFL)  
 25.5—Derrick Harvey, DE, 2007 (8.5 QBS, 17 TFL)  
 23—Clifford Charlton, OLB, 1986 (11 QBS, 12 TFL)

22.5—Huey Richardson, OLB, 1989 (12.5 QBS, 10 TFL)

21.5—Brad Culpepper, DT, 1991 (7 QBS, 14.5 TFL)  
 21.3—Kevin Carter, DE, 1994 (11.8 QBS, 9.5 TFL)  
 19—Alonzo Johnson, OLB, 1985 (12 QBS, 7 TFL)  
 19—Trace Armstrong, DT, 1988 (7 QBS, 12 TFL)  
 18.5—Jermaine Cunningham, DE, 2007  
 18—Alex Brown, DE, 1999 (13 QBS, 5 TFL)

## PASS BREAK UPS

### Career

42—Anthon Lott, 1993-96  
 39—Larry Kennedy, 1991-94  
 35—Fred Weary, 1994-98  
 34—Joe Haden, 2007-09  
 34—Louis Oliver, 1984-88  
 30—Bennie Alexander, 1997-2001  
 29—Robert Cromartie, 1998-2002  
 25—Janoris Jenkins, 2008-10  
 25—Guss Scott, 2000-03  
 23—Demetrice Webb, 2003-05

### Season

19—Louis Oliver, 1987  
 15—Bennie Alexander, 1999  
 15—Anthon Lott, 1994  
 13—Demetrice Webb, 2005  
 13—Anthon Lott, 1995  
 12—**MARCUS ROBERSON**, 2012  
 12—Joe Haden, 2008  
 12—Larry Kennedy, 1993  
 11—five times, most recent: Janoris Jenkins, 2008

**By a Senior:** 11—Fred Weary, 1997

**By a Junior:** 19—Louis Oliver, 1987

**By a Sophomore:** 15—Bennie Alexander, 1999

**By a Freshman:** 11—Janoris Jenkins, 2008

## FORCED FUMBLES

### Career

15—Clifford Charlton, 1984-87  
 11—Guss Scott, 2000-03  
 9—Alex Brown, 1997-2001  
 7—Lawrence Wright, 1993-96  
 7—Anthon Lott, 1993-96  
 7—Ben Hanks, 1992-95  
 6—Johnny Rutledge, 1995-98  
 6—Jevon Kearse, 1995-98  
 6—Ellis Johnson, 1991-94  
 5—3 times, most recent: Jermaine Cunningham, 2006-09

### Season

6—Clifford Charlton, 1986  
 5—Guss Scott, 2003  
 5—Alex Brown, 1999  
 5—Lawrence Wright, 1995  
 5—Anthon Lott, 1995  
 5—Ellis Johnson, 1994  
 4—Major Wright, 2007  
 4—Jarvis Moss, 2006  
 4—Johnny Rutledge, 1996  
 4—Clifford Charlton, 1987  
**By a Senior:** 5—many times, last Guss Scott, 2003  
**By a Junior:** 6—Clifford Charlton, 1986  
**By a Sophomore:** 5—Alex Brown, 1999  
**By a Freshman:** 4—Major Wright, 2007

## FUMBLE RECOVERIES

### Career

8—Brandon Siler, 2004-06  
 8—Todd Johnson, 1999-2002  
 5—Louis Oliver, 1984-88  
 5—Kerry Watkins, 1986-89  
 4—five times, most recent: Brandon Spikes, 2006-09

### Season

7—Brandon Siler, 2005  
 4—Todd Johnson, 2000  
 3—nine times, most recent: Derrick Harvey, 2006  
**By a Senior:** 2—many times, last Darrell Lee and Daryl Dixon, 2003  
**By a Junior:** 3—many times, last Derrick Harvey, 2006  
**By a Sophomore:** 7—Brandon Siler, 2005  
**By a Freshman:** 1—many times, last Major Wright and Joe Haden, 2007

## BLOCKS

### Career

6—Chris Rainey, 2007-11  
 4—Tim Paulk, 1987-91  
 4—Sam McCorkle, 1992-95  
 4—Carlos Dunlap, 2007-09  
 3—Sharrif Floyd, 2010-12  
 3—**SOLOMON PATTON**, 2010-12  
 3—Demetrice Webb, 2003-05  
 3—Todd Johnson, 1998-2002  
 3—Jacquez Green, 1995-97

### Season

3—Carlos Dunlap, 2008  
 3—Jacquez Green, 1995  
 3—Sam McCorkle, 1994  
 3—Tim Paulk, 1988  
 2—13 times, most recent: Chris Rainey, 2011 and Solomon Patton, 2011  
**By a Senior:** 2—2 times, Todd Johnson, 2002 and Chris Rainey, 2011  
**By a Junior:** 3—Sam McCorkle, 1994  
**By a Sophomore:** 3—Carlos Dunlap, 2008  
**By a Freshman:** 3—Tim Paulk, 1988 and Jacquez Green, 1995

## INTERCEPTIONS

### Career

15—Fred Weary, 1994-97  
 14—Teako Brown, 1995-98  
 14—Will White, 1989-92  
 13—Ahmad Black, 2007-10  
 13—Bruce Bennett, 1963-65  
 12—Keiwan Ratliff, 2000-03  
 11—Louis Oliver, 1985-88  
 11—Wayne Fields, 1972-74  
 11—Steve Tannen, 1967-69  
 11—Walter Mayberry, 1936-38  
 10—4 times, most recent: Richard Fain, 1987-90

### Season

9—Keiwan Ratliff, 2003  
 8—Ryan Smith, 2006  
 7—Ahmad Black, 2008  
 7—Will White, 1990  
 7—Randy Talbot, 1974  
 7—John Clifford, 1970  
 6—8 times, most recent: Reggie Nelson, 2006

## Game

3—Keiwan Ratliff vs. Arkansas, 2003  
 3—Will White vs. Alabama, 1990  
 3—John Clifford vs. North Carolina State, 1970  
 3—Bruce Bennett vs. Georgia, 1963  
 3—Joe Brodsky vs. Mississippi St., 1956

## YARDS RETURNED

### Season

244—Joe Brodsky, 1956 (5 INT)

## Game

162—Joe Brodsky vs. Mississippi St., 1956 (3 INT)

## RETURNS FOR TOUCHDOWNS

### Career

4—Brandon Spikes, 2006-09

### Season

2—Brandon Spikes, 2009  
 2—Ahmad Black, 2008  
 2—Brandon Spikes, 2008  
 2—Keiwan Ratliff, 2003  
 2—Bennie Alexander, 1999  
 2—Jack Westbrook, 1959  
 2—Joe Brodsky, 1956

## Game

2—Joe Brodsky vs. Mississippi St., 1956

## LONGEST RETURNS

100—Jackie Simpson vs. Mississippi St., 1955  
 100—Joe Brodsky vs. Mississippi St., 1956  
 89—Will Hill vs. Georgia, 2010  
 89—Tony George vs. Tennessee, 1997  
 88—Joe Haden vs. Georgia, 2008  
 88—Anthon Lott vs. LSU, 1994  
 87—Duke Warren vs. Stetson, 1935  
 84—Dick Kirk vs. Auburn, 1964  
 81—Darren Hambrick vs. Georgia, 1994  
 80—Ahmad Black vs. Penn State, 2010  
 80—Ahmad Black vs. Hawaii, 2008  
 79—James Revels vs. Auburn, 1972  
 75—Jelani Jenkins vs. Furman, 2011  
 75—Walter Mayberry vs. Stetson, 1936

## AVERAGE YARDS PER RETURN

### Career (Min. 10)

27.8—Ahmad Black, 2007-10 (13 INT)

### Season (Min. 5)

48.8—Joe Brodsky, 1956 (5 INT)

## Game (Min. 3)

54.0—Joe Brodsky vs. Mississippi St., 1956 (3 for 162)

**INTERCEPTION RETURN TOUCHDOWNS** *(Since 1980)*

Jon Bostic, 7 yards vs. Jacksonville St., 2012  
**JAYLEN WATKINS**, 26 yards vs. Kentucky, 2012  
 Jelani Jenkins, 75 yards vs. Furman, 2011  
 De'Ante Saunders, 25 yards vs. Furman, 2011  
 Ahmad Black, 80 yards vs. Penn State, 2011 (Outback Bowl)  
**JEREMY BROWN**, 52 yards vs. Kentucky, 2010  
 Justin Trattou, 35 yards vs. USF, 2010  
 Janoris Jenkins, 67 yards vs. Miami University, 2010  
 Dustin Doe, 23 yards vs. Mississippi St., 2009  
 Brandon Spikes, 5 yards vs. Georgia, 2009  
 Brandon Spikes, 41 yards vs. FIU, 2009  
 Brandon Spikes, 52 yards vs. LSU, 2008  
 Ahmad Black, 40 yards vs. Kentucky, 2008  
 Brandon Spikes, 12 yards vs. South Carolina, 2008  
 Major Wright, 32 yards vs. Hawaii, 2008  
 Ahmad Black, 80 yards vs. Hawaii, 2008  
 Wondy Pierre-Louis, 25 yards vs. Georgia, 2007  
 Reggie Nelson, 70 yards vs. Alabama, 2006  
 Vernell Brown, 60 yards vs. Iowa, 2005 (Outback Bowl)  
 Keiwan Ratliff, 52 yards vs. Vanderbilt, 2003  
 Keiwan Ratliff, 44 yards vs. Arkansas, 2003  
 Tre Orr, 73 yards vs. San Jose State, 2003  
 Guss Scott, 38 yards vs. San Jose State, 2003  
 Guss Scott, 47 yards vs. Georgia, 2002  
 Byron Hardmon, 26 yards vs. Miami (Fla.), 2002  
 Keiwan Ratliff, 62 yards vs. Kentucky, 2002  
 Andra Davis, 25 yards vs. Vanderbilt, 2001  
 Travis Carroll, 24 yards vs. South Carolina, 2001  
 Lito Sheppard, 19 yards vs. Tennessee, 2000  
 Bennie Alexander, 42 yards vs. Alabama, 1999  
 Bennie Alexander, 43 yards vs. Florida St., 1999  
 Tony George, 89 yards vs. Tennessee, 1997  
 Teako Brown, 26 yards vs. SW Louisiana, 1996  
 Fred Weary, 65 yards vs. SW Louisiana, 1996  
 Anthonie Lott, 88 yards vs. LSU, 1994  
 Darren Hambrick, 81 yards vs. Georgia, 1994  
 James Bates, 9 yards vs. Georgia, 1994  
 Carlton Miles, 14 yards vs. San Jose State, 1991  
 Larry Kennedy, 44 yards vs. Tennessee, 1991  
 Darren Mickell, 14 yards vs. Oklahoma State, 1990  
 Tim Paulk, 36 yards vs. Georgia, 1990  
 Godfrey Myles, 52 yards vs. Kentucky, 1990  
 Tim Paulk, 50 yards vs. Memphis State, 1989  
 Mark Murray, 55 yards vs. Indiana State, 1988  
 Richard Fain, 32 yards vs. LSU, 1988  
 Joey Nicoletto, 10 yards vs. Cal State, 1987  
 Adrian White, 30 yards vs. Mississippi St., 1986  
 Bruce Vaughan, 33 yards vs. Furman, 1981  
 Sonny Gilliam, 30 yards vs. Ole Miss, 1981  
 Tim Golden, 10 yards vs. Georgia Tech, 1980

**FUMBLE RETURN TOUCHDOWNS** *(Since 1980)*

Jaye Howard, 2 yards vs. Kentucky, 2011  
 Terron Sanders, 45 yards vs. Vanderbilt, 2010  
 Dustin Doe, 18 yards vs. Tennessee, 2007  
 Wondy Pierre-Louis, 0 yards (rec. in EZ) vs. Arkansas, 2006 (SECCG)  
 Ray McDonald, 9 yards vs. Georgia, 2006  
 Kiewan Ratliff, 77 yards vs. Florida St., 2003  
 Todd Johnson, 76 yards vs. Middle Tennessee State, 2000  
 Marquis Westbrook, 0 yards (rec. in EZ) vs. UCF, 1999  
 Mike Moten, 23 yards vs. South Carolina, 1997  
 Lawrence Wright, 12 yards vs. SW Louisiana, 1996  
 Fred Weary, 64 yards vs. SW Louisiana, 1996  
 Cameron Davis, 40 yards vs. Georgia Southern, 1996  
 Anthonie Lott, 27 yards vs. Tennessee, 1996  
 Ben Hanks, 95 yards vs. Arkansas, Dec. 2, 1995 (SECCG)  
 Michael Gilmore, 59 yards vs. Georgia, 1994  
 Ed Robinson, 48 yards vs. Vanderbilt, 1993  
 Darren Mickell, 32 yards vs. Akron, 1990

**NON-OFFENSIVE SCORES ALL-TIME**

Year	Defense			Returns		Totals		Notes:
	Fumbles	INTs	Safety	Kickoff	Punt	Defensive	Returns Non-Offense	
1946	0	0	0	0	2	0	2	2
1947	0	0	0	0	3	0	3	3
1948	0	1	0	0	2	1	2	3
1949	0	0	0	0	0	0	0	0
1950	0	0	0	0	0	0	0	0
1951	0	1	0	0	2	1	2	3
1952	0	0	0	0	0	0	0	0
1953	0	0	0	0	0	0	0	0
1954	0	0	0	0	0	0	0	0
1955	0	0	2	1	1	2	2	4
1956	0	0	0	0	0	0	0	0
1957	0	0	2	0	2	2	2	4
1958	0	0	1	2	1	1	3	4
1959	0	3	1	0	1	4	1	5
1960	1	0	0	0	0	1	0	1
1961	0	0	0	0	1	0	1	1
1962	1	0	0	0	2	1	2	3
1963	1	1	0	0	0	2	0	2
1964	0	1	0	0	1	1	1	2
1965	0	2	0	0	0	2	0	2
1966	0	0	1	0	1	1	1	2
1967	0	0	0	0	0	0	0	0
1968	1	0	0	0	2	1	2	3
1969	0	1	1	1	0	2	1	3
1970	0	2	0	0	1	2	1	3
1971	0	1	0	0	1	1	1	2
1972	0	3	0	0	0	3	0	3
1973	0	0	0	0	0	0	0	0
1974	0	0	1	0	0	1	0	1
1975	1	1	0	0	0	2	0	2
1976	0	1	2	0	0	3	0	3
1977	3	0	0	0	2	3	2	5
1978	0	0	0	0	0	0	0	0
1979	0	0	0	0	0	0	0	0
1980	0	1	0	0	0	1	0	1
1981	0	2	2	0	0	4	0	4
1982	0	0	1	0	0	1	0	1
1983	0	0	0	0	0	0	0	0
1984	0	0	1	0	0	1	0	1
1985	0	0	0	0	0	0	0	0
1986	0	1	1	0	0	2	0	2
1987	0	1	2	0	0	3	0	3
1988	0	2	0	1	0	2	1	3
1989	0	1	0	1	0	1	1	2
1990	1	3	1	0	0	5	0	5
1991	0	2	1	0	0	3	0	3
1992	0	0	0	0	0	0	0	0
1993	1	1	2	1	0	4	1	5
1994	1	3	0	1	0	4	1	5
1995	1	0	0	1	0	1	1	2
1996	4	2	1	0	3	7	3	10
1997	1	1	0	1	2	2	3	5
1998	0	0	1	0	1	1	1	2
1999	1	2	0	1	0	3	1	4
2000	1	1	0	0	2	2	2	4
2001	0	2	0	0	0	2	0	2
2002	0	3	0	0	0	3	0	3
2003	2	4	0	0	0	6	0	6
2004	0	0	0	0	0	0	0	0
2005	1	1	2	0	2	4	2	6
2006	2	1	2	0	1	5	1	6
2007	1	1	0	0	1	2	1	3
2008	0	5	1	0	2	6	2	8
2009	0	3	0	1	1	3	2	5
2010	1	4	0	2	2	5	4	9
2011	1	2	1	2	2	4	4	8
2012	0	2	0	1	1	2	4	4
<b>Totals</b>	<b>27</b>	<b>69</b>	<b>30</b>	<b>17</b>	<b>45</b>	<b>126</b>	<b>64</b>	<b>188</b>

**BLOCKED KICKS SINCE 1990**

Total Blocked Kicks Since 1990: 88

**Under WILL MUSCHAMP (12)**

2012 6 (4 FG, 1 PAT, 1 Punt)  
 2011 6 (5 punts, 1 FG)

**Under URBAN MEYER (32)**

2010 4 (3 punts, 1 FG)  
 2009 2 (2 punts)  
 2008 9 (5 punts, 3 FG, 1 PAT)  
 2007 4 (3 punts, 1 PAT)  
 2006 8 (5 punt, 2 FG, 1 PAT)  
 2005 5 (2 FG, 2 punts, 1 PAT)

**Under RON ZOOK (11)**

2004 4 (2 punt)  
 2003 3 (2 punt)  
 2002 4 (2 punt)

**Under STEVE SPURRIER (33)**

2001 2 (2 punt)  
 2000 1 (1 punt)  
 1999 3 (2 punt)  
 1998 1 (1 punt)  
 1997 3  
 1996 3  
 1995 7  
 1994 5 (all punts)  
 1993 2  
 1992 0  
 1991 2  
 1990 4

*C. Rainey block punt listed as punt return  
 S. Patton, L. McCray block punt listed as punt return  
 C. Rainey, G. Stewart each returned blocked punts  
 J. Jenkins returned a blocked punt*

# RECORD HOLDERS

## INDIVIDUAL RECORD HOLDERS

### Southeastern Conference

#### Yards Per Play (Career):

Danny Wuerffel, 7.75 ypp (1,355 for 10,500), 1993-96

#### Yards Per Play (Season):

Rex Grossman, 9.10 ypp (429 for 3,904), 2001

#### Most TDs Responsible For (Game):

Several with 7, including Terry Dean vs. New Mexico State (1994), Danny Wuerffel vs. Tennessee (1995), Doug Johnson vs. Central Michigan (1997), Tim Tebow vs. South Carolina (2007)

#### Most TDs Responsible For (Season):

Tim Tebow, 55 (32 Passing, 23 Rushing), 2007

#### Most TDs Responsible For (Career):

Tim Tebow, 145 (88 Passing, 57 Rushing), 2006-09

#### Total Offensive Yards Gained (Career):

Tim Tebow, 12,232 (9,285 Passing, 2,947 Rushing), 2006-09

#### Yards Gained (Season):

Tim Tebow, 4,181 (3,286 Passing, 895 Rushing), 2007

#### Passing Completions (Career):

Chris Leak, 895, 2003-06

#### Completion Percentage (Game, min. of 30 Comp.):

Tim Tebow, 88.6 (31 of 35) vs. Cincinnati, 2009

#### Passing Efficiency (Career, min. of 300 Comp.):

Tim Tebow, 170.79 (448 of 681), 2006-09

#### TD Passes (Game):

Terry Dean (7 vs. New Mexico State in 1994), Doug Johnson (7 vs. Central Michigan in 1997)

#### TD Passes (Career):

Danny Wuerffel, 114, 1993-96

#### Interceptions Thrown (Game):

John Reaves, 9 vs. Auburn, 1969

#### Lowest Ratio of Attempts/Interceptions (Career, min. 200 Att.):

Tim Tebow, 1:62.2 (16 in 995), 2006-09

#### Longest TD Pass:

Cris Collinsworth to Derrick Gaffney for 99 Yards vs. Rice, 1977

#### Average Yards Per Rush (Game, Min. of 30 Rushes):

Emmitt Smith, 10.2 ypc (316 yds on 31 carries vs. New Mexico in 1989)

#### Most Rushing TDs (Season):

Tim Tebow, 23, 2007

#### Most Rushing TDs (Career):

Tim Tebow, 57, 2006-09

#### Most Rushing Yards By a Quarterback (Career):

Tim Tebow, 2,947, 2006-09

#### Most Rushing TDs By a Quarterback (Season):

Tim Tebow, 23, 2007

#### TD Receptions (Career):

Chris Doering, 31, 1992-95

#### TD Receptions (Season):

Reidel Anthony, 18 (12 Games), 1996

#### FG% (Career, Min. 25 Made):

Bobby Raymond, .877 (43 of 49), 1982-84

#### PATs Attempted (Season):

Jonathan Phillips, 79, 2008

#### PATs Made (Season):

Jonathan Phillips, 78, 2008

#### Punting Average (Game, min. 7 punts):

**KYLE CHRISTY**, 54.3 vs. South Carolina, 2012

#### Total Points Scored by Kicking (Game):

Bobby Raymond, 23 (6 FG, 5 PAT) vs. Florida St., 1983

#### Longest Field Goal:

Chris Perkins, 60 Yards vs. Tulane in 1984 (one of 3 Players in SEC history tied with 60-yarder)

#### Kick Returns (Career):

Brandon James, 229 (117 PR, 112 KR), 2006-09

#### Kick Return Yards (Career):

Brandon James, 4,089 (112 for 2718 KO / 117 for 1,271 PR), 2006-09

#### Yards Per Kick Return (Career, min. 100 Att.):

Brandon James, 21.35 (229 ret. for 4,089 yds.), 2006-09

#### Kickoff Return Yards (Career):

Brandon James, 2,718 (112 ret.), 2006-09

#### Kickoff Returns (Career):

Brandon James, 112, 2006-09

#### Kickoff Yards Per Return (Career, min. 100 Att.):

Brandon James, 24.3, 2006-09

#### Kickoff Return Touchdowns (Career):

**ANDRE DEBOSE**, 4, 2010-12 - tied with three others

#### Punt Return Average (Season, min. of 10):

Hal Griffin, 26.7 (10 ret.), 1947

#### Longest Kickoff Return:

Several for 100 Yards, including Pat Reen vs. Miami (1940), Jack Jackson vs. Mississippi St. (1993) and Bo Carroll vs. LSU (1999)

#### Interceptions Return Yards (Game):

162, Joe Brodsky (3 int) vs. Mississippi St., 1956

#### Interceptions Returns for TDs (Game):

Joe Brodsky, 2 vs. Mississippi St., 1956

#### Yards Per Interception Return (Game, min. 3):

Joe Brodsky, 54.0 vs. Mississippi St., 1956

#### Yards Per Interception Return (Season, min. 5):

Joe Brodsky, 48.8 (5 for 244), 1956

#### Longest Interception Return:

Several for 100 Yards, including Jackie Simpson vs. Mississippi St. (1955), Joe Brodsky vs. Mississippi St. (1956) and Charlie Britt vs. Georgia (1959)

## National

#### Highest Average Gain Per Play (Season) (min. 3,000 Yards):

9.1—Rex Grossman, 2001 (429 for 3,904)

#### Earliest Game a Freshman Reached 1,000 Yards (Season):

7th, Emmitt Smith, 1987 (1,011 vs. Temple, Oct. 17)

#### Most TD Passes (Half):

7, several including Terry Dean vs. New Mexico St., 1994 and Doug Johnson vs. Central Mich., 1997

#### Most TD Passes in Combined Freshman and Sophomore Seasons:

55, Rex Grossman, 2000-01

#### Most TD Passes in First Game of Career:

5, John Reaves vs. Houston, 1969

#### Most TD Catches by a Freshman (Season):

14, Jabar Gaffney, 2000

#### Two Players, Same Team, Each Gaining 1,000 Receiving Yards (Season):

Several duos, including UF's Reidel Anthony (1,045) and Ike Hilliard (1,008) in 1996 and Jabar Gaffney (1,191) and Reche Caldwell (1,059) in 2001

#### Most TDs Scored on Punt Returns (Game):

2, several times, including Jacquez Green vs. Kentucky, 1996 (66 and 79 yds on back-to-back returns in 3rd quarter)

#### Highest Percentage of Field Goals Made (Career, min. 45 Att.):

Bobby Raymond, Florida, 1983-84 (43 of 49 for .877)

#### Highest Percentage of Field Goals Made Under 40 Yards (Season, min. of 16 Made):

Several, including Bobby Raymond, 1984 (18 of 18)

#### Highest Percentage of Field Goals Made, Under 40 Yards (Career, min. of 30 Made):

97%, Bobby Raymond (32 of 33), 1983-84

## CURRENT TEAM RECORD HOLDERS

### Southeastern Conference

TD Passes (Game)	9, vs. Central Michigan, 1997
TD Passes (Season)	48, 1995
Most Consecutive Extra Points Made (Season)	71 of 71, 1995
Most Plays (Season)	982, 2002
Total Offense (Season)	6,413, 1995
Average Yards Per Game (Season)	534.4, 1995
Yards Per Play (Season)	7.40, 1995
Total First Downs (Season)	327, 1995
Most Punt Return Yards (Game)	272 vs. Kentucky, 1996
Most Points (Season)	611, 2008 (14 Games)*
Most Points Per Game (Season)	46.6, 1996
Most Touchdowns (Season)	82, 2008 (14 Games)**

\*First SEC team to score 600 points in a Season

\*\*First SEC team to score 80 TDs in a Season

## National

#### Most Consecutive Games Scoring a TD on a Pass:

62 (from Oct. 1, 1992-Oct. 4, 1997)

#### Highest Average Gain Per Pass Completion (Season, min. 225 Comp.):

17.1, 1996 (234 for 4,007 Yards)

#### Most Passes Had Intercepted by a Winning Team:

7, vs. Kentucky in 1993, won 24-20



# FLORIDA GAME SUPERLATIVES

# In records dating to 1974

+ In records dating to 1976

^ In records dating to 1979

@ In records dating to 1980

\* Indicates bowl game

## OFFENSE (TEAM)

### Top Rushing Yardage

531—Utah (1977)  
489—Citadel (1953)  
466—New Mexico (1989)  
454—Vanderbilt (1975)  
415—Houston (1976)  
405—Kentucky (2011)  
404—Duke (1975)  
398—Tulane (1967)  
394—The Citadel (2008)  
394—West Texas State (1982)

### Top Passing Yardage

512—SW Louisiana (1993)  
507—Mississippi St. (2001)  
506—Northern Illinois (1995)  
504—LSU (2001)  
494—Mississippi St. (2000)  
482\*—Cincinnati (2010 Sugar Bowl)  
471—Northern Illinois (1991)  
463—Southern Mississippi (1994)  
462—Arkansas (1996)  
456\*—Maryland (2002 Orange Bowl)  
456—Vanderbilt (1998)

### Top Total Offense Yardage

774—West Texas State (1982)  
708—Central Michigan (1997)  
705—The Citadel (2008)  
695—Northern Illinois (1995)  
663—Troy (2009)  
659\*—Cincinnati (2010 Sugar Bowl)  
659\*—Maryland (2002 Orange Bowl)  
658—Georgia Southern (1996)  
643—UAB (2002)  
642—SW Louisiana (1993)

### Most Points Scored

144—Florida Southern (1913)  
82—Central Michigan (1997)  
78—College of Charleston (1912)  
77—Rollins (1924)  
73—Kentucky (1994)  
73—Mercer (1928)  
71—Vanderbilt (2001)  
71—Sewanee (1928)  
70—The Citadel (2008)  
69—Montana State (1988)

### Most Points Scored (Half) #

56—Central Michigan (1997, 1st)  
56—New Mexico State (1994, 1st)  
49—The Citadel (2008, 1st)  
49—Troy (2007, 1st)  
49—Kentucky (2005, 1st)  
48—UCF (1999, 1st)  
45—San Jose State (1991, 1st)  
42—Kentucky (2008, 1st)  
42—LSU (1996, 1st)  
42—South Carolina (1995, 1st)  
42—Kentucky (1994, 2nd)

42—West Texas State (1982, 1st)  
42—Kentucky (2008, 1st)  
42—Charleston Southern (2009, 1st)

### Most First Downs #

36—Western Michigan (1999)  
36—LSU (1996)  
35—Mississippi St. (2001)  
35—SW Louisiana (1993)  
34—Louisiana-Monroe (2001)  
34—New Mexico State (1994)  
33—Kentucky (1995)  
33—Akron (1990)  
32—Troy (2009)  
32—Central Michigan (1997)  
32—Auburn (1996)  
32—Mississippi St. (1990)  
32—Kentucky (1990)

### Most Rushing Attempts ^

67—Ole Miss (1980)  
63—New Mexico (1989)  
61—USC (1983)  
59\*—Penn State (1998 Citrus Bowl)  
59—Kent State (1986)  
59—Florida St. (1983)  
58—LSU (2012)  
57—Ole Miss (1981)  
56—Cincinnati (1984)  
56—Kentucky (1984)  
56—Kentucky (1983)  
56—Mississippi St. (1982)  
56—Vanderbilt (1982)

### Fewest Rushing Attempts ^

14—Alabama (2009 SEC Championship)  
15—Florida St. (1993)  
18—Auburn (2001)  
20—South Carolina (2010)  
20—Florida St. (2000)  
20—Miami (2000, Sugar Bowl)  
20—Alabama (1999 SEC Championship)  
20—Florida St. (1998)  
21—Tennessee (2000)  
21—Alabama (1999)  
21—Syracuse (1991)

### Most Rushing Touchdowns

8—Montana State (1988)  
8—The Citadel (1953)  
7—Florida A&M (2003)  
6—Appalachian State (2010)  
6—The Citadel (2008)  
6—Kentucky (2000)  
6—Georgia Southern (1996)  
6—Auburn (1990)  
6—Cal State Fullerton (1987)  
6—West Texas State (1982)  
6—Vanderbilt (1962)  
6—Arkansas State (1958)

### Most Passing Touchdowns @

9—Central Michigan (1997)  
8—New Mexico State (1994)  
7—Kentucky (1998)  
7—Northern Illinois (1995)  
7—Georgia (1995)  
7—SW Louisiana (1993)

6—South Carolina (2004)  
6—Vanderbilt (2001)  
6—LSU (2001)  
6—Mississippi St. (2001)  
6—Arkansas (1997)  
6—Alabama (1996 SEC Championship)  
6—South Carolina (1995)  
6—Tennessee (1995)  
6—Kentucky (1994)  
6—Vanderbilt (1993)  
6—San Jose State (1991)

### Most Pass Attempts +

58\*—Notre Dame (1992 Sugar Bowl)  
57—Mississippi St. (2000)  
57—LSU (1997)  
55—Florida St. (1999)  
55—Florida St. (1992)  
54—Northern Illinois (1995)  
54—Florida St. (1979)  
53—Tennessee (2001)  
52—Florida St. (1993)  
52—Kentucky (1993)

### Fewest Pass Attempts +

5—Auburn (1989)  
9—Alabama (1979)  
9—Utah (1977)  
10—Ole Miss (1980)  
11—New Mexico (1989)  
11—Miami (1977)  
11—LSU (1977)  
11—Tennessee (1976)  
12—Georgia (1977)  
12—Tennessee (1977)

### Most Pass Completions +

36—Georgia (2002)  
34—Tennessee (2001)  
34—Mississippi St. (2000)  
34—Northern Illinois (1995)  
34—Southwestern Louisiana (1993)  
33—Louisiana-Monroe (2001)  
33—Georgia (1985)  
32—Vanderbilt (2005)  
32—LSU (1997)  
32—Louisville (1992)

### Fewest Pass Completions +

1—Auburn (1989)  
1—Alabama (1979)  
4—Ole Miss (1980)  
4—Georgia Tech (1979)  
4—Tennessee (1977)  
5—New Mexico (1989)  
5—Florida St. (1989)  
5—LSU (1978)  
5—Pittsburgh (1977)  
5—Utah (1977)  
5—Georgia (1977)

### Most Total Plays @

94—Mississippi St. (1990)  
93—Georgia (1992)  
92—Vanderbilt (1982)  
89—Kentucky (2002)  
89—Florida St. (1990)  
88—Vanderbilt (2010)

86—Ole Miss (1986)  
85\*—Michigan (2003 Outback Bowl)  
84—Kentucky (2004)  
84—Ball State (2000)  
84—Georgia Tech (1980)

### Fewest Total Plays @

44—Alabama (1999 SEC Championship)  
45—Auburn (2006)  
49—Alabama (2009 SEC Championship)  
49—Kentucky (1986)  
50—Georgia (1987)  
50—Florida St. (1987)  
51—Kentucky (1979)  
52—Alabama (2011)  
52—Alabama (1999)  
54—Ohio State (2012 Gator Bowl)  
54—Tennessee (2008)  
54—W. Kentucky (2007, weather shortened)

## DEFENSE (TEAM)

### Fewest Yards Allowed - Rushing

-56—Arkansas (1997)  
-36—NE Louisiana (1998)  
-28—Auburn (1997)  
-22—Ole Miss (1994)  
-18—Florida St. (1969)  
-14—Auburn (1990)  
-10—LSU (1985)  
-11—Tennessee (2006)  
-9—Tennessee (2011)  
-7—LSU (1999)

### Fewest Yards Allowed - Passing

-1—Vanderbilt (1958)  
0—Georgia (1964)  
0—Georgia Tech (1956)  
0—Tulane (1968)  
3—Georgia Tech (1953)  
3—Kentucky (1956)  
5—Rice (1959)  
5—Miami (1956)  
6\*—Miami (Ohio) (1973 Tangerine Bowl)  
6—Mississippi St. (1957)

### Fewest Yards Allowed - Total Defense

59—Western Carolina (2006)  
66—Tulane (1961)  
67—Kentucky (1996)  
71—The Citadel (1949)  
72—Vanderbilt (1958)  
77—The Citadel (1952)  
82\*—Ohio State (2007 BCS Championship Game)  
84—Akron (1990)  
89—Arkansas State (1993)  
95—Florida St. (2011)  
97—Richmond (1970)

### Fewest Points Allowed

0—178 times, last vs. Jacksonville St. (2012)

### Fewest Points Allowed (Half)

0—Many times, last vs. Jacksonville St. (2012, 2nd)

**Fewest First Downs Allowed #**

- 4—Western Carolina (2006)
- 4—Miami (1974)
- 5—Louisiana-Monroe (2001)
- 5—Kentucky (1996)
- 7—Florida St. (2011)
- 7—Tennessee (1998)
- 7—Arkansas State (1993)
- 7—Akron (1990)
- 7—Tulsa (1987)
- 8—LSU (2012)
- 8—Troy (2009)
- 8\*—Ohio State (2007 BCS Championship Game)
- 8—Auburn (1990)
- 8—Ole Miss (1989)
- 8—Cal State Fullerton (1987)

**Most Interceptions +**

- 5\*—Penn State (2011 Outback Bowl)
- 5—Vanderbilt (2000)
- 4—Missouri (2012)
- 4—USF (2010)
- 4—Miami (Ohio) (2010)
- 4—Georgia (2009)
- 4—South Carolina (2004)
- 4—Vanderbilt (2003)
- 4—LSU (2000)
- 4—Tennessee (1996)
- 4—Georgia (1994)
- 4—Mississippi St. (1988)
- 4—Florida St. (1985)
- 4—Florida St. (1983)
- 4—Auburn (1986)
- 4—West Texas State (1982)
- 4—South Carolina (2004)
- 4—Vanderbilt (2003)
- 4—Georgia Tech (1980)
- 4—Kentucky (1978)
- 4—Rice (1976)

**SPECIAL TEAMS (TEAM)**

**Most Kickoff Return Yards @**

- 268\*—Nebraska (1996 Fiesta Bowl)
- 218—Louisville (2013 Sugar Bowl)
- 218—Florida St. (1992)
- 213—South Carolina (2010)
- 200—Georgia (2011)
- 193—New Mexico (1989)
- 185—Troy (2007)
- 166—Tennessee (1990)
- 161—Alabama (2009 SEC Championship Game)
- 159—Kentucky (1989)

**Most Punt Return Yards @**

- 272—Kentucky (1996)
- 184—San Jose State (2003)
- 171—Western Carolina (2006)
- 141—Middle Tennessee (2000)
- 120—Mississippi St.
- 106—Auburn (1990)
- 100—South Carolina (1994)
- 98—South Carolina (1997)
- 96—Vanderbilt (2010)
- 95—Alabama (1993)
- 95—Hawaii (2008)

**Fewest Punt Return Yards @**

- 11—Miami (1986)
- 9—Miami (1982)
- 8\*—Nebraska (1996 Fiesta Bowl)
- 4—Auburn (2011)
- 4—Mississippi St. (1986)
- 4—Indiana State (1983)
- 3—Miami (1987)
- 2—Vanderbilt (2005)
- 2—Alabama (2005)
- 2—Georgia (1989)
- 2—Florida St. (1982)

**Highest Punting Average #**

(1979 records not available)

- 76.0—Vanderbilt (1992)
- 62.3—Alabama (2010)
- 58.0—Georgia Southern (1996)
- 58.0—Vanderbilt (1983)
- 57.0—Tennessee (2008)
- 56.0—Kentucky (2010)
- 55.0—South Carolina (1994)
- 54.3—South Carolina (2012)
- 54.0—Mississippi St. (1993)
- 54.0—Tennessee (1991)

**MISCELLANEOUS (TEAM)**

**Most Fumbles #**

- 8—Miami (Ohio) (2010)
- 8—Mississippi St. (1977)
- 7—West Texas State (1982)
- 7—Florida St. (1974)
- 6—10 teams, last vs. Troy (2009)

**Most Fumbles Lost #**

- 6—Mississippi St. (1977)
- 5—Mississippi St. (1979)
- 4—Arkansas (2009)
- 4—Tennessee (1998)
- 4—Kentucky (1988)
- 4—Miami (1986)
- 4—Rice (1977)
- 4—Pittsburgh (1977)
- 4—Texas A&M (1976 Sun Bowl)
- 4—Southern Methodist (1975)

**Most Penalties Committed #**

- 17—Vanderbilt (1996)
- 16—Tennessee (2011)
- 16—Tennessee (1991)
- 15—Mississippi St. (2001)
- 15—Florida St. (1999)
- 15—Arkansas (1997)
- 15—Louisiana Tech (1989)
- 14—14 teams, last vs. Bowling Green (2012)

**Fewest Penalties Committed #**

- 1—Florida St. (1977)
- 1—Miami (1977)
- 2—17 teams, last vs. LSU (2007)

**Most Penalty Yards #**

- 152—Kentucky (1987)
- 150—Tennessee (2011)
- 147—Vanderbilt (1996)
- 144—South Carolina (1996)
- 136—Temple (1987)
- 135—Arkansas (1997)
- 134—Miami (2002)
- 134—Florida St. (1989)
- 130—LSU (1998)
- 127—Ole Miss (2007)
- 127—Mississippi St. (1993)
- 127—Tennessee (1991)

**Fewest Penalty Yards #**

- 5—Florida St. (1977)
- 8—LSU (2007)
- 10—Alabama (1994)
- 10—Alabama (1978)
- 10—Kentucky (1977)
- 10—Georgia (1975)
- 10—Maryland (1974)
- 10—Miami (1974)
- 13—East Carolina (1983)
- 15—Florida St. (1993)
- 15—Vanderbilt (1982)
- 15—Miami (1977)
- 15—Mississippi St. (1977)

**FLORIDA OPENING DAY SUPERLATIVES**

**Longest Active Opening-Day Winning Streaks**

27	Nebraska
<b>23</b>	<b>FLORIDA</b>
16	Wisconsin
15	USC

**UF Opening Day Highs (Since 1982)**

Points	70 vs. New Mexico (1994)
1st Quarter Points	28 vs. New Mexico (1994)
2nd Quarter Points	28 vs. 5 teams, last Charleston Southern (2009)
1st Half Points	56 vs. New Mexico (1994)
3rd Quarter Points	28 vs. Hawaii (2008)
4th Quarter Points	35 vs. Montana State (1988)
First Downs	36 vs. Western Michigan (1999)
Rushing Attempts	51 vs. Ole Miss (1989)
Net Yards Rushing	369 vs. Charleston Southern (2009)
Net Yards Passing	430 vs. Marshall (2001)
Passes Attempted	50 vs. Ball State (2000)
Passes Completed	31 vs. New Mexico (1994)
Had Intercepted	4 vs. Miami (1987)
Total Offensive Plays	87 vs. 3 teams, last Western Michigan (1999)
Total Net Yards	643 vs. UAB (2002)
Average Gain Per Play:	10.4 vs. Charleston Southern (2009)
Fumbles	8 vs. Miami (Ohio) (2010)
Fumbles Lost	3 vs. 3 teams, last Miami (Ohio) (2010)
Penalties Committed	14 vs. 2 teams, last vs. Bowling Green (2012)
Penalty Yards	117 vs. SW Louisiana (1996)
Punts	6 vs. 4 teams, last Southern Miss (1997)
Punting Yards	264 vs. Miami (1983)
Punting Average	53.0 vs. Hawaii (2008)
Punt Returns	10 vs. San Jose State (2003)
Punt Return Yards	184 vs. San Jose State (2003)
Kickoff Returns	6 vs. Western Michigan (1999)
Kickoff Return Yards	129 vs. 2 teams, last Miami (Ohio) (2010)
Interceptions	4 vs. 2 teams, last Miami (Ohio) (2010)
Interception Return Yards	114 vs. SW Louisiana (1996)
Time of Possession	36:01 vs. Ole Miss (1989)
Third-Down Conversions	72.7% vs. Georgia (1986)
Fourth-Down Conversions	100% vs. 7 teams, last Hawaii (2008)

COACHS

PLAYERS

2012 RECAP

HISTORY

HONORS

GATORS IN THE NFL

ALL-TIME RESULTS

RECORD BOOK

LETTERWINNERS

FLORIDA ATHLETICS

# OPPONENT GAME SUPERLATIVES

# In records dating to 1974

+ In records dating to 1976

^ In records dating to 1979

@ In records dating to 1980

\* Indicates bowl game

## OFFENSE (TEAM)

### Top Rushing Yardage

524\*—Nebraska (1996 Fiesta Bowl)  
453—Alabama (1979)  
432—Georgia (1976)  
427—Alabama (1950)  
395—Georgia (1982)  
385—LSU (1977)  
368—Mississippi St. (1975)  
367—Alabama (1948)  
363—Alabama (1971)  
356\*—Arkansas (1982 Bluebonnet Bowl)

### Top Passing Yardage

492—Tennessee (1996)  
446—Florida St. (1993)  
422—Auburn (1970)  
421—Florida St. (1994)  
421—California (1980)  
418—Florida St. (1970)  
415—Kentucky (2007)  
406—Kentucky (1998)  
405—Western Michigan (1999)  
405—Mississippi St. (1993)

### Top Total Offensive Yardage

629\*—Nebraska (1996 Fiesta Bowl)  
593—Georgia (1942)  
583—Alabama (1950)  
578—Florida St. (1977)  
566—Auburn (1970)  
566—Florida St. (1993)  
556—Auburn (1971)  
551—Tennessee (1984)  
543—Tennessee (1970)  
536—Mississippi St. (1993)

### Most Points Scored

62\*—Nebraska (1996 Fiesta Bowl)  
52—Florida St. (1987)  
47—Mississippi St. (2000)  
45—Florida St. (1992)  
45—Tennessee (1990)  
45—Florida St. (1990)  
45—Georgia Tech (1980)  
44—Georgia (1982)  
42—Georgia (2007)  
42—Vanderbilt (2005)

### Most Points Scored (Half)

38—Florida St. (1992, 1st)  
38—Tennessee (1990, 2nd)  
35\*—Nebraska, Bowl (1996 Fiesta Bowl, 1st)  
32\*—Notre Dame, Bowl (1992 Sugar Bowl, 2nd)  
31—Mississippi St. (2000, 2nd)  
30—Tennessee (1995, 1st)

### Most First Downs

30—Florida St. (1993)  
30—Georgia (1993)  
30—LSU (1977)  
29—Kentucky (2007)

29—LSU (2004)  
29—Tennessee (1984)  
28\*—Michigan (2008 Capital One Bowl)  
28\*—Miami (2001 Sugar Bowl)  
28—Tennessee (1991)  
28—Georgia (1976)  
28—Florida St. (1976)

### Most Rushing Attempts ^

78—Georgia (1982)  
71—Alabama (1979)  
68\*—Nebraska (1996 Fiesta Bowl)  
66—Georgia (1987)  
65—Georgia Southern (1996)  
65—Mississippi St. (1987)  
59—Georgia (1981)  
59—LSU (1980)  
59—Auburn (1980)  
58—Tennessee (1992)  
58—Furman (1981)

### Fewest Rushing Attempts ^

5—Syracuse (1984)  
10—Tennessee (1984)  
11—Mississippi St. (1984)  
13—Vanderbilt (1983)  
14—Georgia (1993)  
16—Georgia (1994)  
18—Florida St. (2006)  
18—Kentucky (1998)  
18—Tennessee (1996)  
20\*—Iowa (2006 Outback Bowl)  
20—Tennessee (1997)

### Most Rushing Touchdowns

6\*—Nebraska (1996 Fiesta Bowl)  
5—Georgia (1997)  
5—Florida St. (1992)  
5—Georgia (1982)  
4—Alabama (2011)  
4—South Carolina (2010)  
4—South Carolina (2005)  
4—Kentucky (2005)  
4\*—Michigan (2003 Outback Bowl)  
4—Mississippi St. (2000)  
4—Florida St. (1990)  
4—Auburn (1983)

### Most Passing Touchdowns @

5—Kentucky (2007)  
5—Tennessee (1993)  
4—Vanderbilt (2005)  
4—Tennessee (1996)  
4—Florida St. (1993)  
4—Florida St. (1988)

### Most Pass Attempts +

65—Tennessee (1996)  
65—Georgia (1993)  
63—West Texas State (1982)  
61—Kentucky (1998)  
60—Kentucky (2000)  
60—Kentucky (1997)  
56—Tennessee (1991)  
55\*—Iowa (2006 Outback Bowl)  
55—UCF (1999)

### Fewest Pass Attempts +

4—Ohio (2002)  
7—Tulsa (1979)  
7—Alabama (1979)  
8—Arkansas State (1993)  
8—Georgia (1985)  
8—Kentucky (1979)  
9—Mississippi St. (2010)  
9—Tennessee (1992)  
9—Georgia (1979)  
10—Auburn (1983)

### Most Pass Completions +

43—California (1980)  
40—Kentucky (1998)  
40—Florida St. (1994)  
38—Florida St. (1993)  
37—Tennessee (1996)  
36—Kentucky (1999)  
36—Georgia (1993)  
35—Kentucky (2007)  
35—Kentucky (2000)  
34—UCF (1999)  
34—Kentucky (1997)

### Fewest Pass Completions +

2—Ohio (2002)  
2—Auburn (1981)  
2—Alabama (1979)  
2—Georgia (1977)  
3—Arkansas State (1993)  
3—Tennessee (1992)  
3—Georgia (1985)  
3—Mississippi St. (1981)  
3—Mississippi St. (1979)  
4—Mississippi St. (2010)  
4\*—Ohio State (2007 BCS Championship Game)  
4—Georgia (1987)  
4—Georgia (1986)  
4—Georgia (1982)  
4—Tulsa (1979)  
4—Auburn (1978)

### Most Total Plays @

94—Kentucky (1981)  
90—LSU (1984)  
90—Georgia (1982)  
89—Kentucky (2000)  
88—Florida St. (1993)  
86—Kentucky (1997)  
86\*—Michigan (2008 Capital One Bowl)  
85—Kentucky (2007)  
85—Georgia (2000)  
85—Tennessee (1991)  
85—West Texas State (1985)

### Fewest Total Plays @

37\*—Ohio State (2007 BCS Championship Game)  
40—Western Carolina (2006)  
47—Louisiana-Monroe (2001)  
47—Mississippi St. (1990)  
47—LSU (2009)  
49—Arkansas State (1993)  
50—Syracuse (1984)  
51—Tennessee (2009)  
51—Ole Miss (1989)  
51—Georgia (1984)

## DEFENSE (TEAM)

### Fewest Yards Allowed - Rushing

-78—Mississippi St. (2000)  
-36—Auburn (2001)  
-33—Florida St. (1993)  
-30\*—West Virginia (1981 Peach Bowl)  
-28\*—Nebraska (1996 Fiesta Bowl)  
-19—Georgia (2011)  
-17—Syracuse (1991)  
-15—SMU (1972)  
-13—Tennessee (1998)  
-10—Mississippi St. (1981)  
-10—Ole Miss (1946)

### Fewest Yards Allowed - Passing

0—Mississippi St. (1958)  
0—Furman (1947)  
1—Georgia Tech (1953)  
2—Auburn (1955)  
3—Mississippi St. (1955)  
5—Miami (1956)  
6—Auburn (1989)  
7—Alabama (1979)  
10—Kentucky (1951)

### Fewest Yards Allowed - Total Defense

32—Georgia Tech (1963)  
60—Vanderbilt (1946)  
66—Alabama (1979)  
76—Georgia Tech (1953)  
83—Auburn (1957)  
93—Mississippi St. (1956)  
94—Georgia Tech (1962)  
94—Mississippi St. (1958)  
95—Ole Miss (1947)  
101—Kentucky (1950)

### Fewest Points Allowed

0—105 times, last Auburn (1988)

### Fewest Points Allowed (Half)

0—42 times, last Missouri (2012, 1st)

### Fewest First Downs Allowed #

3—Alabama (1979)  
6—Alabama (1999 SEC Championship Game)  
6—Miami (1975)  
7—Auburn (1988)  
7—Kentucky (1979)  
8—Alabama (1978)  
9—LSU (2011)  
9—Alabama (2011)  
9—Georgia (1988)  
9—Kentucky (1986)  
9—Mississippi St. (1981)  
9—Pittsburgh (1977)  
9—Kentucky (1976)

### Most Interceptions +

7—Kentucky (1993)  
7—Miami (1978)  
5—Auburn (1994)  
5—Mississippi St. (1992)  
5—Tennessee (1990)  
5—LSU (1986)  
5—Florida St. (1979)

**SPECIAL TEAMS (TEAM)****Most Kickoff Return Yards @**

260—Tennessee (2007)  
 241—Furman (2011)  
 236—Southern Miss (1994)  
 232—The Citadel (2008)  
 231—Akrón (1990)  
 221—Miami (2003)  
 226\*—Cincinnati (2010 Sugar Bowl)  
 215—Florida St. (2003)  
 213—New Mexico State (1994)  
 209—Florida St. (1992)  
 202—Kentucky (1994)

**Most Punt Return Yards @**

123—LSU (2003)  
 105—Florida St. (1985)  
 92—Kentucky (2002)  
 82\*—Miami (2001 Sugar Bowl)  
 81\*—Miami (2004 Peach Bowl)  
 77—Auburn (1985)  
 74—South Carolina (2003)  
 74—Tennessee (1992)  
 74—Florida St. (1991)  
 73—Mississippi St. (2004)

**Fewest Punt Return Yards @**

-13—South Carolina (2012)  
 -10—LSU (2006)  
 -8—LSU (1986)  
 -7—Florida St.  
 -5—Texas A&M (2012)  
 -5—Arkansas (2004)  
 -4—Arkansas (2006 SEC Championship Game)  
 -3—Mississippi St. (2005)  
 -3—Tennessee (1984)  
 -3—Florida St. (1980)

**Highest Punting Average @**

*1979 records not available*  
 55.3—Mississippi St. (2004)  
 54.8—Florida St. (1981)  
 53.3—Duke (1975)  
 52.7—Tennessee (1996)  
 52.5—Georgia (2009)  
 52.4—Auburn (1993)  
 51.7—Vanderbilt (2005)  
 51.5—Georgia (2004)  
 50.3—Florida St. (1991)  
 50.0—Georgia (1985)

**MISCELLANEOUS (TEAM)****Most Fumbles #**

11—Pittsburgh (1977)  
 8—Vanderbilt (2010)  
 8—Tennessee (2002)  
 8—Florida St. (1984)  
 8—Georgia (1977)  
 8—Southern Methodist (1975)  
 7—Vanderbilt (1993)  
 7—West Texas State (1982)  
 7—Auburn (1980)  
 7—Florida St. (1975)  
 7—Miami (1974)

**Most Fumbles Lost #**

6—Vanderbilt (1993)  
 6—Pittsburgh (1977)  
 5—Auburn (1981)  
 5—LSU (1980)  
 5—Georgia (1977)  
 5—Mississippi St. (1975)  
 4—Middle Tennessee (2000)  
 4—Tennessee (1995)  
 4—SW Louisiana (1985)  
 4—Miami (1983)  
 4—California (1980)  
 4—Rice (1977)  
 4—Florida St. (1975)

**Most Penalties Committed #**

16—Miami (2003)  
 16—Florida St. (1998)  
 15—Auburn (2002)  
 15—Tennessee (1999)  
 15—Florida St. (1986)  
 14—Georgia (2012)  
 14—Miami (2002)  
 14—Mississippi St. (2001)  
 14—Miami (1984)  
 13—LSU (2006)  
 13—LSU (1996)  
 13—Ole Miss (1994)  
 13—San Jose State (1991)  
 13—Temple (1987)

**Fewest Penalties Committed #**

0—The Citadel (2008)  
 1—12 times, last Vanderbilt (2010)

**Most Penalty Yards #**

143—Florida St. (1996)  
 134—Miami (2003)  
 134—Miami (2002)  
 132—Georgia (2012)  
 127—Florida St. (1998)  
 118—Florida St. (2008)  
 118—Arkansas (2003)  
 116—Florida St. (1984)  
 114—Ole Miss (1994)  
 112—Tennessee (1999)

**Fewest Penalty Yards #**

0—The Citadel (2008)  
 5—Vanderbilt (2010)  
 5—Alabama (2009 SEC Championship Game)  
 5—Kentucky (2005)  
 5\*—Penn State (1998 Citrus Bowl)  
 5—Georgia (1983)  
 5—Auburn (1981)  
 5—Georgia (1977)  
 8—Houston (1976)  
 10—Louisiana-Monroe (2001)  
 10—Kentucky (1999)  
 10—Tennessee (1990)  
 10—Army (1978)

**OPPONENT INDIVIDUAL****Rushing Yards**

238—Herschel Walker, Georgia (1980)  
 228—Travis Stephens, Tennessee (2001)  
 219—Herschel Walker, Georgia (1982)  
 212—Marcus Lattimore, South Carolina (2010)  
 204—Willis McGahee, Miami (2002)  
 204—Steve Jones, Duke (1971)  
 199\*—Tommie Frazier, Nebraska (1996 Fiesta Bowl)  
 198—Kevin McLee, Georgia (1976)  
 196—Bo Jackson, Auburn (1983)  
 192—Herschel Walker, Georgia (1981)  
 188—Knowshon Moreno, Georgia (2007)

**Passing Yards**

492—Peyton Manning, Tennessee (1996)  
 446—Charlie Ward, Florida St. (1993)  
 421—Danny Kanell, Florida St. (1994)  
 421—Rich Campbell, California (1980)  
 415—Andre' Woodson, Kentucky (2007)  
 406—Tim Couch, Kentucky (1998)  
 405—Tim Lester, Western Michigan (1999)  
 405—Todd Jordan, Mississippi St. (1993)  
 394—Victor McGee, West Texas State (1982)  
 392—Andy Kelly, Tennessee (1991)

**Total Offense**

524\*—Chad Henne, Michigan (2008 Capital One Bowl)  
 475—Peyton Manning, Tennessee (1996)  
 475—Charlie Ward, Florida St. (1993)  
 427—Danny Kanell, Florida St. (1994)  
 419—Eric Zeier, Georgia (1993)  
 411—Victor McGee, West Texas State (1982)  
 403—Charlie Ward, Florida St. (1992)  
 398—Tim Couch, Kentucky (1998)  
 398—Quincy Carter, Georgia (1998)  
 395—Todd Jordan, Mississippi State (1993)

**Receiving Yards**

208—Danny Knight, Mississippi St. (1982)  
 206—Craig Yeast, Kentucky (1998)  
 196—David Houser, Rice (1976)  
 187—Marvin Minnis, Florida St. (2000)  
 181—Chauncey Stovall, Florida St. (2004)  
 172—Lawrence Dawsey, Florida St. (1990)  
 170—Jordan Matthews, Vanderbilt (2011)  
 170—Charles Lee, UCF (1999)  
 166—Steve Neal, Western Michigan (1999)  
 164—Kevin Beard, Miami (2003)  
 161—Peerless Price, Tennessee (1996)

**OPPONENT LONGEST PLAYS****Rushing**

99—Kelsey Finch, Tennessee (1977)  
 89—Tim Worley, Georgia (1985)  
 87—Billy Jackson, Alabama (1978)  
 80—Bo Jackson, Auburn (1983)  
 77—Freddie Milons, Alabama (1999 SEC Champ. Game)  
 77—Marcus Rhoden, Mississippi St. (1964)  
 76—Jerious Norwood, Mississippi St. (2005)  
 76—Keith Henderson, Georgia (1985)  
 75\*—Tommie Frazier, Nebraska (1996 Fiesta Bowl)  
 74—Willie McClendon, Georgia (1977)

**Passing**

97—Tim Couch (Kentucky) to Craig Yeast (1998)  
 94—Freddie Kitchens (Alabama) to Michael Vaughn (1996)  
 93—Buck Belue (Georgia) to Lindsay Scott (1980)  
 87—Brodie Croyle (Alabama) to Tyrone Prothro (2005)  
 87—Tommy Pharr (Mississippi St.) to Eric Hogarth (1969)  
 86—Jevon Snead (Ole Miss) to Shay Hodge (2008)  
 84—Matt Stafford (Georgia) to M. Massaquoi (2007)  
 80—John Bond (Mississippi St.) to Danny Knight (1982)  
 80—Larry McCrimmon (Kentucky) to Felix Wilson (1978)  
 80—Richard Appleby (Georgia) to Gene Washington (1975)  
 80—Pat Sullivan (Auburn) to Terry Beasley (1970)

**Kick Returns**

100—Derek Abney, Kentucky (2002)  
 100—Craig Yeast, Kentucky (1998)  
 99—J.W. Brodnax, LSU (1957)  
 98—Curtis Martin, Air Force (1968)  
 97—Devin Hester, Miami (2003)  
 96—Kentucky, John Bolden 11 yds., lateral to Phil Logan 85 yds (1989)  
 95—Kirby Dar Dar, Syracuse (1991)  
 93—Ted Ginn, Jr., Ohio State (2006)  
 93—John Bahen, Miami (1961)  
 91—Dale Carter, Tennessee (1990)  
 90—Boo Williams, South Carolina (1997)

**Punt Returns**

89—James Owens, Auburn (1970)  
 80—Skyler Green, LSU (2003)  
 80—Harold Perry, SMU (1978)  
 73—Jonathan Lowe, Mississippi St. (2004)  
 68—Kris Silverthorn, SMU (1972)  
 65—Brandon Smith, Vanderbilt (2002)  
 63—Lionel James, Auburn (1982)  
 63—Scott Woerner, Georgia (1978)  
 59—Ronnie Barber, LSU (1975)  
 59—Jake Scott, Georgia (1968)

**Field Goals**

62\*—Tony Franklin, Texas A & M (1977 Sun Bowl)  
 60—Gary Cismesia, Florida St. (2007)  
 55\*—Scott Bentley, Florida St. (1997 Sugar Bowl)  
 55—Dan Miller, Miami (1981)  
 54—Sebastian Janikowski, Florida St. (1999)  
 53—Dustin Hopkins, Florida St. (2012)  
 53—Todd Sievers, Miami (2002)  
 53—Derek Schmidt, Florida St. (1987)  
 52—7 times, most recent: Xavier Beitia, Florida St. (2004)

# UF STAT CHAMPIONS

## SEC STAT CHAMPIONS (TEAM)

### Scoring Offense

1952—29.0 ppg  
1984—31.0 ppg  
1991—32.8 ppg  
1994—43.4 ppg  
1995—44.5 ppg  
1996—46.6 ppg  
1997—37.2 ppg  
2000—37.3 ppg  
2001—43.8 ppg  
2007—43.1 ppg  
2008—43.6 ppg

### Scoring Defense

1984—15.5 ppg  
1998—14.1 ppg  
2001—14.1 ppg  
2008—12.9 ppg

### Rushing Offense

1975—302.4 ypg  
2008—231.1 ypg

### Rushing Defense

1965—88.4 ypg  
1984—121.5 ypg  
1989—88.6 ypg  
1990—85.6 ypg  
1991—100.3 ypg  
1994—84.6 ypg  
1997—70.7 ypg  
1998—90.7 ypg  
2006—72.5 ypg  
2007—99.3 ypg

### Passing Offense

1965—203.3 ypg  
1966—224.2 ypg  
1967—195.4 ypg  
1969—301.6 ypg  
1976—162.1 ypg  
1985—265.8 ypg  
1990—290.6 ypg  
1991—308.5 ypg  
1992—286.7 ypg  
1993—339.3 ypg  
1995—360.8 ypg  
1996—333.9 ypg  
2001—405.2 ypg  
2002—270.7 ypg  
2004—271.1 ypg

### Passing Defense

1955—42.0 ypg  
1964—64.0 ypg  
1973—85.3 ypg  
1983—151.2 ypg  
1987—137.5 ypg  
1988—123.6 ypg  
2009—151.5 ypg

### Passing Efficiency

2001—170.1 rating  
2007—170.2 rating  
2008—170.7 rating  
2009—167.3 rating

## Passing Efficiency Defense

1997—100.85 rating  
1998—100.45 rating  
2001—100.1 rating  
2008—96.7 rating  
2012—95.5 rating

## Total Offense

1965—337.6 ypg  
1966—361.1 ypg  
1967—367.3 ypg  
1969—434.8 ypg  
1975—405.5 ypg  
1976—400.0 ypg  
1990—452.6 ypg  
1995—534.4 ypg  
1996—503.9 ypg  
2001—527.6 ypg  
2002—406.9 ypg  
2004—426.9 ypg  
2007—462.0 ypg  
2008—445.1 ypg  
2009—442.4 ypg

## Total Defense

1965—201.7 ypg  
1973—202.1 ypg  
1981—256.9 ypg  
1984—302.3 ypg  
1985—282.8 ypg  
1987—268.7 ypg  
1989—241.9 ypg  
1998—286.6 ypg  
2001—290.2 ypg

## Turnover Margin

2008—+1.57 turnovers per game

## First Downs

2006—285  
2008—306  
2009—286

## 3rd Down Conversions

2008—51.6% (83 of 161)  
2009—49.2% (87 of 177)

## Punting

2008—43.4 yards per punt

## Kickoff Returns

2010—26.3 yards per return

## Field Goals

2008—92.3% (12 of 13)

## Red Zone Defense

2008—69.2% (27 of 39; 18TDs, 9 FGs)

## On-Side Kicks Allowed

2008—0 of 3 attempts  
2009—0 of 0 attempts  
2010—0 of 0 attempts

## SEC STAT CHAMPIONS (INDIVIDUAL)

### Rushing

*Beginning in 1970, ranked on yds/game*

1962—Larry Dupree, 604 yds  
1966—Larry Smith, 742 yds  
1975—Jimmy DuBose, 1,307 yds (118.8 ypg)  
1987—Emmitt Smith, 1,341 yds (121.9 ypg)  
1989—Emmitt Smith, 1,599 yds (145.4 ypg)  
1991—Errict Rhett, 1,109 yds (100.8 ypg)  
2004—Ciatrick Fason, 1,267 yards (105.6 ypg)

### Passing

*Beginning in 1967, ranked on eff. rating*

1965—Steve Spurrier, 1,893 yds  
1966—Steve Spurrier, 2,012 yds  
1976—Jimmy Fisher, 155.36 rating  
1983—Wayne Peace, 128.00 rating  
1984—Kerwin Bell, 148.00 rating  
1991—Shane Matthews, 148.84 rating  
1994—Terry Dean, 165.8 rating  
1995—Danny Wuerffel, 178.4 rating  
1996—Danny Wuerffel, 170.6 rating  
2000—Rex Grossman, 161.8 rating  
2001—Rex Grossman, 170.8 rating  
2004—Chris Leak, 144.9 rating  
2007—Tim Tebow, 172.5 rating  
2008—Tim Tebow, 172.4 rating  
2009—Tim Tebow, 164.2 rating

### Receiving

*Beginning in 1970, ranked on rec/game*

1964—Charley Casey, 47 for 673  
1965—Charley Casey, 58 for 809  
1969—Carlos Alvarez, 88 for 1,329  
1974—Lee McGriff, 3.3 rpg (36 for 698)  
1980—Cris Collinsworth, 3.6 rpg (40 for 599)  
1990—Kirk Kirkpatrick, 5.0 rpg (55 for 770)  
1992—Willie Jackson, 5.2 rpg (62 for 722)  
1995—Chris Doering, 5.8 rpg (70 for 1,045)  
2000—Jabar Gaffney, 5.9 rpg (71 for 1,184)  
2002—Taylor Jacobs, 6.4 rpg (71 for 1,088)  
2004—O.J. Small, 5.25 rpg (63 for 719)  
2005—Chad Jackson, 7.33 rpg (88 for 900)

### Total Offense

*Beginning in 1970, ranked on yds/game*

1965—Steve Spurrier, 2,123 yds  
1966—Steve Spurrier, 2,095 yds  
1969—John Reaves, 2,852 yds  
1976—Jimmy Fisher, 163.5 ypg  
1990—Shane Matthews, 265.9 ypg  
1991—Shane Matthews, 285.5 ypg  
1992—Shane Matthews, 264.7 ypg  
1995—Danny Wuerffel, 284.1 ypg

1996—Danny Wuerffel, 293.8 ypg  
2001—Rex Grossman, 354.9 ypg  
2002—Rex Grossman, 256.7 ypg  
2004—Chris Leak, 266.4 ypg  
2007—Tim Tebow, 330.8 ypg

### Scoring

*Beginning in 1970, ranked on pts/game*

1947—Bobby Forbes, 54 pts  
1969—Tommy Durrance, 110 pts  
1983—Bobby Raymond, 89 pts (8.1 ppg)  
1984—Bobby Raymond, 103 pts (9.4 ppg)  
1991—Arden Czyzewski, 77 pts (7.0 ppg)  
1994—Judd Davis, 107 pts (8.9 ppg)  
1996—Reidel Anthony, 110 pts (9.2 ppg)  
2001—Jeff Chandler, 103 pts (10.3 ppg)  
2007—Tim Tebow, 132 pts (11 ppg)  
2008—Percy Harvin, 102 pts (8.5 ppg)

### Scoring (Touchdowns Only)

2008—Percy Harvin, 102 pts (8.5 ppg)

### Scoring (Kicking Only)

2008—Jonathan Phillips, 114 pts (8.1 ppg)  
2011—Caleb Sturgis, 97 pts (8.08 ppg)

### Punting

2012—Kyle Christy (45.8 avg)

### Field Goal Percentage

2012—Caleb Sturgis (85.7 percent)

### Interceptions (Season)

2006—Ryan Smith, 8  
2008—Ahmad Black, 7

## NATIONAL STAT CHAMPIONS (TEAM)

### Scoring Offense

1996—46.6 ppg

### Rushing Defense

2006—72.5 ypg

### Passing Offense

2001—405.2 ppg

### Passing Defense

1954—42.0 ypg

### Passing Efficiency

2001—170.1 rating  
2009—167.3 rating

### Touchdown Passes

1993—41  
1994—43  
1995—48  
1996—42

### Yards Per Play

1996—7.1

### Turnovers Gained

2000—40

## Passes Had Intercepted (Offense)

2008—5

## Passes Intercepted (Defense)

2008—26

## NATIONAL STAT CHAMPIONS (INDIVIDUAL)

### Passing

1969—John Reaves, 2,896 yds  
1995—Danny Wuerffel, 178.4 rating  
2001—Rex Grossman, 170.8 rating  
2009—Tim Tebow, 164.2 rating

### Touchdown Passes

1995—Danny Wuerffel, 35  
1996—Danny Wuerffel, 39

### Touchdown Catches

1994—Jack Jackson, 15  
1995—Chris Doering, 17  
1996—Reidel Anthony, 18

### Total Offense

2001—Rex Grossman, 354.9 ypg

### Punting

1955—Don Chandler, 44.3 avg

### Punt Returns

1984—Ricky Nattiel, 15.7 avg

### Earliest Game by a Freshman Reaching 1,000 Yards (Season)

1987—Emmitt Smith, 7th game, 1,011 vs. Temple, Oct. 17

### Most Touchdown Passes in Freshman and Sophomore Seasons

55—Rex Grossman, 2000 (21) and 2001 (34)

### Interceptions

2008—Ahmad Black, 7

# TEAM RECORDS

*Includes Bowl Games*

## GAME

### Scoring

*Most points (modern):* 82, Florida 82, Central Michigan 6 (1997)  
*Fewest points:* 0, 105 times, last vs. Auburn (1988)  
*Most points by an opponent:* 62, Nebraska (1995, Fiesta Bowl)  
*Fewest points by an opponent:* 0, 24 times, last vs. Jacksonville St. (2012)  
*Most points scored in a half:* 56, Central Michigan (1997, 1st)  
*Most opponent points scored in a half:* 38, Florida St. (1992, 1st)  
*Most FGs:* 6, Florida St. (1983); Kentucky (1984)  
*Most PATs:* 11, West Texas State (1982)

### First Downs

*Most first downs:* 36, LSU (1996), Western Michigan (1999)  
*Fewest first downs:* 6, Alabama (1999 SECCG)  
*Opponent most first downs:* 30, Florida St. (1993), Georgia (1993)  
*Opponent fewest first downs:* 2, South Carolina (1936)

### Rushing

*Most/fewest attempts:* Most – 73, Georgia Tech (1954); Fewest – 15, Florida St. (1993)  
*Most/fewest yards:* Most – 531, Utah (1977); Fewest – (-78), Mississippi St. (2000)  
*Most/fewest rushing TDs:* Most – 8, Montana State (1988), The Citadel (1953); Fewest – 0, 56 times, last vs. Louisiana (2012)  
*Most/fewest opponent attempts:* Most – 78, Georgia (1982); Fewest – 5, Syracuse (1984)  
*Most/fewest opponent yards:* Most – 524, Nebraska (1995 Fiesta Bowl); Fewest – (-56), Arkansas, 1997  
*Most/fewest opponent rushing TDs:* Most – 6, Nebraska (1995, Fiesta Bowl); Fewest – 0, many times, last vs. Jacksonville St. (2012)

### Passing

*Most/fewest attempts:* Most – 66, Auburn (1969); Fewest – 5, Auburn (1989)  
*Most/fewest completions:* Most – 36, Georgia (2002); Fewest – 1, Auburn (1989)  
*Most/fewest yards:* Most – 512, SW Louisiana (1993); Fewest – 0, Mississippi St. (1958), Furman (1947)  
*Most/fewest passing TDs:* Most – 9, Central Michigan (1997); Fewest – 0, many times, last vs. Jacksonville St. (2012)  
*Most/fewest opponent attempts:* Most – 65, Tennessee (1996), Georgia (1993); Fewest – 4, Ohio (2002)  
*Most/fewest opponent completions:* Most – 40, Kentucky (1998), Florida St. (1994); Fewest – 2, Ohio (2002), Auburn (1981)  
*Most/fewest opponent yards:* Most – 492, Tennessee (1996); Fewest – (-1), Vanderbilt (1958)  
*Most/fewest opponent passing TDs:* Most – 5, Kentucky (2007); Fewest – 0, many times, last vs. Jacksonville St. (2012)  
*Most INTs thrown:* 9, Auburn (1969)

### Total Offense

*Most/fewest plays:* Most – 94, 45 pass, 49 rush, Mississippi St. (1990), Fewest – 44, 24 pass, 20 rush, Alabama (1999 SECCG)  
*Most/fewest yards:* Most – 774, 394 rush, 380 pass, West Texas State (1982), Fewest – 108, 63 pass, 45 rush, Ole Miss (1981)  
*Most/fewest opponent plays:* Most – 94, Kentucky (1981); Fewest – 37, 14 pass, 23 rush, Ohio State (2007 BCS Championship Game)  
*Most/fewest opponent yards:* Most – 629, 524 rush, 105 pass, Nebraska (1995 Fiesta Bowl); Fewest – 32, Georgia Tech (1963)

### Kick Return (Since 1982)

*Most/fewest kickoff return yards:* Most – 268, Nebraska (1995 Fiesta Bowl); Fewest – 0, many times, last vs. Hawaii (2008)  
*Most/fewest opponent kickoff return yards:* Most – 260, Tennessee (2007); Fewest – 0, three times, last vs. Georgia (1987)

### Punt Return (Since 1982)

*Most/fewest punt return yards:* Most – 272, Kentucky (1996); Fewest – (-11), Miami (1986)  
*Most/fewest opponent punt return yards:* Most – 260, Tennessee (2007); Fewest – (-13), South Carolina (2012)

### Penalties

*Most/fewest penalties:* Most – 17, Vanderbilt (1996); Fewest – 2, four times, last vs. LSU (2007)  
*Most/fewest opponent penalties:* Most – 16, Miami (2003); Fewest – 0, The Citadel (2008)  
*Most/fewest penalty yards:* Most – 152, Kentucky (1987); Fewest – 8, LSU (2007)  
*Most/fewest opponent penalty yards:* Most – 143, Florida St. (1996); Fewest – 0, The Citadel (2008)

### Turnovers

*Most forced:* 10, Florida St. (1972)  
*Most fumbles forced:* 12, LSU (1980)  
*Most fumbles recovered:* 6, Vanderbilt (1993); Pittsburgh (1977); Florida St. (1972)  
*Most INTs:* 6, Clemson (1952)

### Punting

*Most punts:* 23, Georgia Tech (1938)  
*Most opponent punts:* 21, Georgia Tech (1939)

### Time of Possession (Since 1982)

*Most time of possession:* 40:48, Ohio State (2007 BCS Championship Game)  
*Shortest time of possession:* 17:13, Alabama (1999)

## SEASON

### Scoring

*Most points scored:* 611 (2008)  
*Fewest points scored:* 97 (1961)  
*Most PATs attempted:* 82 (2008)  
*Most PAT made:* 81 (2008)

### First Downs

*Most first downs:* 327 – 133 rush, 181 pass, 13 penalty (1995)  
*Fewest first downs:* 102 – 81 rush, 19 pass, 2 penalty (1955)

### Rushing

*Most attempts:* 648 (11 games in 1975)  
*Most yards:* 3,326 (11 games in 1975)  
*Most rushing TDs:* 42 (14 games in 2008)

### Passing

*Most yards:* 4,330 (12 games in 1995)  
*Most completions:* 295 (13 games in 2002)  
*Most attempts:* 517 (13 games in 2002)  
*Most TD passes:* 48 (12 games in 1995)  
*Highest completion percentage:* 68.8% – 203 of 295 (1982) (Set NCAA Record, since passed)  
*Most INTs:* 23 (11 games in 1971)

### Total Offense

*Most plays:* 982 – 517 pass, 465 rush (13 games in 2002)  
*Total yards:* 6,413 (12 games in 1995)

### Turnovers

*Best turnover margin:* +24 (2008)  
*Most forced in a season:* 50 (1972 and 1975)  
*Most fumbles recovered:* 25 (1972 and 1975)  
*Most interceptions:* 26 (14 games in 2008)

### Punting

*Most punts:* 110 (1937)  
*Most opponent punts:* 128 (1939)  
*Best return average:* 19.7 (32 returns in 1947)

### High Points, Streaks

*Most wins (season):* 13 (2006, 2008, 2009)  
*Most losses (season):* 10 (1979)  
*Most consecutive wins:* 12 (1995, 2009)  
*Consecutive conference wins:* 9 (1996)  
*Most weeks ranked No. 1:* 12 (2009)  
*Most consecutive weeks ranked No. 1 (AP):* 14 (2009)

### Streaks – Multiple Seasons

*Consecutive games without a loss:* 22 (2008-09; last 10 games of 2008 and first 12 games of 2009); third-longest in SEC history  
*Consecutive games without a win:* 13 (1978-79; 2 in 1978 and 11 in 1979); 13 (1945-47; 1 in 1945, 9 in 1946 and 3 in 1947)  
*SEC regular-season winning streak:* 22 (1994-97; 3 in 1994, 8 in 1995, 8 in 1996 and 3 in 1997)  
*Home winning streak:* 30 (1994-99; 3 in 1994, 6 each in 1995-98, 3 in 1999)  
*Away winning streak:* 12 (2007-10; 2 in 2007, 5 in 2008, 4 in 2009, 1 in 2010)  
*Scoring streak:* 310 (1988-present)



# ALL-TIME COMEBACKS

## FOURTH QUARTER COMEBACKS (Since 1966)

Date	Opponent	Largest Deficit (Qtr.)	4th Quarter Deficit	4th Quarter Points	Final
Oct. 8, 1966	@ Florida St.	5	5	8	22-19
Oct. 15, 1966	@ N.C. State	4	4	14	17-10
Nov. 11, 1967	Georgia (Jax)	9	9	10	17-16
Oct. 23, 1971	Maryland	3	3	7	27-23
Nov. 10, 1973	Georgia (Jax)	4	4	8	11-10
Nov. 19, 1977	Utah	10	10	28	38-29
Sept. 4, 1982	Miami	4	4	7	17-14
Sept. 17, 1983	Indiana State	3	3	7	17-13
Oct. 13, 1984	@ Tennessee	3	3	20	43-30
Nov. 1, 1986	Auburn	17	17	18	18-17
Nov. 29, 1986	@Florida St.	3	3	7	17-13
Oct. 7, 1989	LSU	7 (2)	4	13	16-13
Nov. 22, 1997	Florida St. **	4 (1)	1	7	32-29
Sept. 16, 2000	@ Tennessee	5 (2)	3	10	27-23
Nov. 2, 2002	Georgia (Jax)	7 (1)	1	7	20-13
Sept. 27, 2003	@ Kentucky	18	18	21	24-21
Sept. 16, 2006	@ Tennessee	3 (2)	3	7	21-20
Dec. 6, 2008	Alabama^	3 (1,3)	3	14	31-20
Oct. 17, 2009	Arkansas	7 (2,4)	7	10	23-20
Nov. 10, 2012	Louisiana	7 (4)	7	14	27-20

\*\*Sugar Bowl  
^ - SEC Championship

## HALFTIME COMEBACKS (Since 1966)

Date	Opponent	Largest Deficit (Qtr.)	2nd Half Deficit	2nd Half Points	Final
Sept. 21, 1974	Maryland (Tampa)	3	3	10	17-10
Nov. 5, 1977	Georgia (Jax)	7 (1)	3	12	22-17
Nov. 1, 1980	Auburn	3	3	14	21-10
Oct. 10, 1981	Maryland	7 (1)	1	9	15-10
Sept. 29, 1984	Mississippi St.	5	5	20	27-12
Nov. 8, 1986	Georgia (Jax)	10 (1)	2	21	31-19
Sept. 15, 1990	Alabama	7	7	17	17-13
Nov. 14, 1992	South Carolina	3	3	14	14-9
Nov. 13, 1993	@ South Carolina	17 (2)	3	17	37-26
Sept. 16, 1995	Tennessee	9	9	41	62-37
Oct. 10, 1998	LSU	4	4	16	22-10
Nov. 15, 2003	@ South Carolina	9	9	17	24-22
Nov. 6, 2004	@ Vanderbilt	3	3	20	34-17
Sept. 30, 2006	Alabama	7 (1)	3	21	28-13
Oct. 17, 2009	Arkansas	7 (2,4)	7	20	23-20
Sept. 8, 2012	@ Texas A&M	10 (2)	7	10	20-17
Sept. 15, 2012	@ Tennessee	7 (2,3)	7	27	37-20
Oct. 6, 2012	LSU	6 (2)	6	14	14-6
Nov. 3, 2012	Missouri	7 (2)	7	14	14-7
Nov. 24, 2012	@ Florida St.	7 (3)	7	24	37-26

# COME FROM BEHIND GAMES 2005-2012

## 2012

Score	Lead Began	Lead Ended	Final Score
Bowling Green 7, UF 0	1:17 in 1st	9:29 in 2nd	UF 27 - BGSU 14
Texas A&M 3, UF 0	10:34 in 1st	3:51 in 1st	---
Texas A&M 10, UF 7	13:39 in 2nd	13:05 in 4th	UF 20, Texas A&M 17
Tennessee 14, UF 7	8:40 in 2nd	0:30 in 3rd	UF 37, Tennessee 20
LSU 3, UF 0	10:48 in 1st	5:15 in 3rd	UF 14, LSU 6
Vanderbilt 7, UF 0	6:45 in 1st	11:27 in 2nd	UF 31, Vanderbilt 17
Missouri 7, UF 0	6:10 in 2nd	9:03 in 3rd	UF 14, Missouri 7
Louisiana 17, UF 13	4:03 in 3rd	1:42 in 4th	UF 27, Louisiana 20
Florida St. 17, UF 13	8:30 in 3rd	11:01 in 4th	UF 37, Florida St. 26

## 2011

Score	Lead Began	Lead Ended	Final Score
Furman 6, UF 0	8:31 in 1st	3:08 in 2nd	UF 54, Furman 32

## 2010

Score	Lead Began	Lead Ended	Final Score
Miami (Ohio) 3, UF 0	7:01 in 1st	13:14 in 2nd	UF 34, Miami (Ohio) 12
USF 7, UF 0	3:53 in 1st	0:44 in 2nd	UF 38, USF 14
Tennessee 3, UF 0	1:17 in 1st	7:27 in 4th	UF 31, Tennessee 17
LSU 3, UF 0	10:54 in 1st	3:21 in 4th	LSU 33, UF 29

## 2009

Score	Lead Began	Lead Ended	Final Score
Arkansas 7, UF 0	14:57 in 2nd	7:27 in 4th	UF 23, Arkansas 20
Mississippi St., 3, UF 0	9:05 in 1st	3:36 in 1st	UF 29, Mississippi St. 19

## 2008

Score	Lead Began	Lead Ended	Final Score
Alabama 20, UF 17	0:08 left in 3rd	6:20 left in 4th	UF 31, Alabama 20

## 2007

Score	Lead Began	Lead Ended	Final Score
Ole Miss 3, UF 0	5:02 left in the 1st	14:52 left in the 2nd	UF 30, Ole Miss 24
Auburn 7, UF 0	6:16 left in the 1st	7:36 left in the 4th	Auburn 20, UF 17
S. Carolina 14, UF 13	2:21 left in the 1st	12:32 left in the 2nd	UF 51, S. Carolina 31
Michigan 7, UF 0	10:59 left in the 1st	2:37 left in the 1st	---
Michigan 21, UF 14	00:08 left in the 2nd	1:26 left in the 3rd	---
Michigan 31, UF 28	12:16 left in the 4th	5:49 left in the 4th	Michigan 41, UF 35

## 2006

Score	Lead Began	Lead Ended	Final Score
So. Miss. 7, UF 0	12:37 left in the 1st	0:00 left in the 1st	UF 34, So. Mississippi 7
Tennessee 10, UF 7	7:57 left in the 2nd	6:30 left in the 4th	---
Tennessee 17, UF 7	8:40 left in the 3rd	6:30 left in the 4th	---
Tennessee 20, UF 14	10:49 left in the 4th	6:30 left in the 4th	UF 21, Tennessee 20
Kentucky 7, UF 6	4:19 left in the 2nd	0:22 left in the 2nd	UF 26, Kentucky 7
Alabama 7, UF 0	2:47 left in the 1st	2:39 left in the 3rd	---
Alabama 10, UF 0	12:44 left in the 2nd	2:39 left in the 3rd	UF 28, Alabama 13
LSU 7, UF 0	6:45 left in the 1st	0:11 left in the 1st	UF 23, LSU 10
Auburn 3, UF 0	9:00 left in the 1st	4:21 left in the 1st	Auburn 27, UF 17
S. Carolina 7, UF 0	00:26 left in the 1st	1:25 left in the 2nd	---
S. Carolina 10, UF 7	14:51 left in the 4th	10:49 left in the 4th	---
S. Carolina 16, UF 10	8:13 left in the 4th	3:03 left in the 4th	UF 17, S. Carolina 16
Arkansas 21, UF 17	8:33 left in the 3rd	3:47 left in the 3rd	UF 38, Arkansas 28
Ohio State 7, UF 0	14:44 left in the 1st	10:31 left in the 1st	UF 41, Ohio State 14

## 2005

Score	Lead Began	Lead Ended	Final Score
Kentucky 7, UF 0	12:14 left in the 1st	8:42 left in the 1st	UF 49, Kentucky 28
Vanderbilt 7, UF 0	12:44 left in the 1st	5:08 left in the 1st	---
Vanderbilt 42, UF 35	OT #1 - VU Possession	OT #1 - UF Possess.	UF 49, Vanderbilt 42

This section includes games in which Florida trailed and then either tied or took the lead. If Florida trailed more than once in the same game, then all instances in which UF tied or took the lead are noted.

The column labeled "Lead Began" is when the opponent took the lead against Florida, while the column labeled "Lead Ended" notes when UF either tied or took the lead.



# COME FROM BEHIND GAMES

1993-2004

## 2004

Score	Lead Began	Lead Ended	Final Score
EMU 3, UF 0	8:36 left in the 1st	2:11 left in the 1st	UF 49, EMU 10
Tennessee 14, UF 7	14:16 left in the 2nd	7:32 left in the 2nd	--
Tennessee 30, UF 28	:06 left in the 4th	--	Tennessee 30, UF 28
Kentucky 3, UF 0	6:06 left in 1st	0:00 left in 1st	UF 20, Kentucky 3
Vanderbilt 17, UF 14	6:19 left in 1st	11:36 left in 3rd	UF 34, Vanderbilt 17
S. Carolina 7, UF 0	1:46 left in 1st	6:39 left in 2nd	UF 48, S. Carolina 14

## 2003

Score	Lead Began	Lead Ended	Final Score
San Jose State 3, UF 0	12:47 left in the 1st	8:13 left in the 1st	UF 65, San Jose State 3
Miami 7, UF 0	14:47 left in the 1st	4:15 left in the 2nd	Miami 38, UF 33
Tennessee 7, UF 3	0:00 left in the 2nd	--	Tennessee 24, UF 10
Kentucky 7, UF 0	8:08 left in the 1st	3:15 left in the 4th	UF 24, UK 21
Ole Miss 3, UF 0	12:22 left in the 1st	5:57 left in the first	--
Ole Miss 20, UF 17	1:10 left in the 4th	--	Ole Miss 20, UF 17
LSU 7, UF 0	11:51 left in the 1st	3:17 left in the 1st	UF 19, LSU 7
Vanderbilt 7, UF 0	11:01 left in the 1st	3:17 left in the 1st	UF 35, Vanderbilt 17
S. Carolina 2, UF 0	10:53 left in the 1st	2:01 left in the 3rd	UF 24, USC 22
Florida St. 7, UF 3	1:46 left in the 1st	6:10 left in the 3rd	--
Florida St., 31, UF 27	5:01 left in the 4th	2:50 left in the 4th	--
Florida St. 38, UF 34	0:55 left in the 4th	--	Florida St. 38, UF 34
UF 7, Iowa 0	7:18 left in the 1st	3:56 left in the 1st	Iowa 37, UF 17

## 2002

Score	Lead Began	Lead Ended	Final Score
Ohio 3, UF 0	11:46 left in the 1st	00:53 in the 1st	UF 34, Ohio 6
Kentucky 28, UF 25	3:03 left in the 3rd	00:18 in the 3rd	UF 41, Kentucky 34
Georgia 13, UF 12	00:03 left in the 2nd	11:32 left in the 4th	UF 20, Georgia 13

## 2001

Score	Lead Began	Lead Ended	Final Score
UL-Monroe 6, UF 0	13:30 left in the 1st	2:53 left in the 1st	UF 55, UL-Monroe 6
Georgia 3, UF 0	11:00 left in the 1st	5:23 left in the 1st	UF 24, Georgia 10
South Carolina 7, UF 0	12:11 left in the first	12:15 left in the 2nd	UF 54, South Carolina 17

## 2000

Score	Lead Began	Lead Ended	Final Score
Tennessee 3, UF 0	3:30 left in 1st	8:50 left in 3rd	
Tennessee 20, UF 17	1:43 left in 3rd	0:14 left in 4th	UF 27, Tennessee 23
Georgia 3, UF 0	6:36 left in 1st	5:23 left in 1st	
Georgia 10, UF 9	5:23 left in 2nd	0:30 left in 2nd	UF 34, Georgia 23
Vanderbilt 7, UF 0	9:56 left in 1st	6:40 left in 1st	
Vanderbilt 13, UF 10	2:38 left in 2nd	0:27 left in 2nd	UF 43, Vanderbilt 20
South Carolina 7, UF 3	4:34 left in 1st	1:40 left in 2nd	UF 41, South Carolina 21

\* Also trailed South Carolina 21-3

## 1999

Score	Lead Began	Lead Ended	Final Score
UCF 7, UF 0	9:32 left in 1st	7:02 left in 1st	UF 58, UCF 27
Tennessee 7, UF 3	9:17 left in 2nd	3:37 left in 2nd	UF 23, Tennessee 21
Alabama 7, UF 3	7:45 left in 1st	7:23 left in 1st	
Alabama 10, UF 7	12:53 left in 2nd	8:46 left in 3rd	
Alabama 19, UF 14	6:07 left in 3rd	3:03 left in 3rd	
Alabama 26, UF 22	12:30 left in 4th	5:15 left in 4th	
Alabama 40, UF 39	No Time	No Time	Alabama 40, UF 39
Georgia 14, UF 10	10:47 left in 2nd	5:52 left in 2nd	UF 30, Georgia 14
Florida St. 7, UF 0	5:20 left in 1st	7:39 left in 3rd	
Florida St. 23, UF 16	0:34 left in 3rd	Never	
Alabama 12, UF 7	0:30 left in 2nd	Never	Alabama 34, UF 7

## 1998

Score	Lead Began	Lead Ended	Final Score
Tennessee 7, UF 3	4:52 left in 1st Qtr.	0:20 left in 2nd Qtr.	Tennessee 20, UF 17
Tennessee 17, UF 10	7:36 left in 3rd Qtr.	5:18 left in 3rd Qtr.	Tennessee 20, UF 17
Tennessee 20, UF 17	OT	Never	Tennessee 20, UF 17
Kentucky 14, UF 7	3:42 left in 1st Qtr.	3:17 left in 1st Qtr.	UF 51, Kentucky 35
LSU 3, UF 0	6:28 left in 1st Qtr.	1:14 left in 1st Qtr.	UF 22, LSU 10
LSU 10, UF 6	2:14 left in 2nd Qtr.	12:39 left in 3rd Qtr.	UF 22, LSU 10
Florida St. 13, UF 12	11:31 left in 3rd Qtr.	Never	Florida St. 23, UF 12

## 1997

Score	Lead Began	Lead Ended	Final Score
LSU started 7-0	8:42 in 1st quarter	12:17 left in 3rd (tied)	LSU 28-21
LSU in 3rd 21-14	13:13 4th quarter	Never	LSU 28-21
Florida St. 17-6	8:49 in 2nd quarter	4:13 left in 2nd	UF 32-29

## 1996

Score	Lead Began	Lead Ended	Final Score
Vanderbilt 3, UF 0	10:54 left in 1st	8:30 left in 1st	UF 28, Vanderbilt 21
South Carolina 6, UF	08:57 left in 1st	5:20 left in 1st	UF 52, S.Carolina 25
Alabama 7, UF 0	8:52 left in 1st	14:37 left in 2nd	UF 45, Alabama 30

## 1995

Opponent	Deficit (Time Remaining)	Final Score
Houston	UH 14, UF 7 (8:15 in the first quarter)	UF 45, UH 21
Tennessee	UF 30, UF 14 (3:13 in the second quarter)	UF 62, UT 37
Auburn	AU 10, UF 0 (12:06 in the first quarter)	UF 49, AU 38
Florida St.	FSU 3, UF 0 (12:51 in the first quarter)	UF 35, FSU 24
Arkansas	UA 3, UF 0 (7:26 in the first quarter)	UF 34, UA 3

## 1994

Opponent	Deficit (Time Remaining)	Final Score
South Carolina	SC 7, UF 0 (5:51, 1st Quarter)	
	SC 10, UF 7 (9:36, 2nd Quarter)	UF 48, SC 17

## 1993

Opponent	Deficit (Time Remaining)	Final Score
Arkansas State	ASU 6, UF 0 (9:56, 1st Quarter)	UF 44, ASU 6
Kentucky	UK 7, UF 3 (0:59, 1st Quarter)	
	UK 17, UF 9 (10:32, 4th Quarter)	
	UK 20, UF 17 (1:23, 4th Quarter)	UF 24, UK 20
Mississippi St.	MSU 7, UF 0 (8:35, 1st Quarter)	
	MSU 14, UF 7 (1:02, 1st Quarter)	
	MSU 21, UF 17 (7:21, 3rd Quarter)	UF 38, MSU 24
LSU	LSU 3, UF 0 (9:21, 1st Quarter)	UF 58, LSU 3
Georgia	UGA 20, UF 13 (6:56, 2nd Quarter)	UF 33, UGA 26
South Carolina	SC 17, UF 0 (2:58, 1st Quarter)**	
	SC 26, UF 23 (4:11, 3rd Quarter)	UF 37, SC 26
Alabama	UA 7, UF 0 (10:13, 1st Quarter)	
	UA 10, UF 7 (12:02, 2nd Quarter)	UF 28, UA 13

# FRESHMAN STARTERS

Pos.	Last True Freshman Starter	Last Freshman Starter	Last True Freshman Starter Opening Day	Last Freshman Starter Opening Day
<b>QB</b>	Jacoby Brissett, 2011	Jacoby Brissett, 2011		Kyle Morris, 1988
<b>WR</b>	Raphael Andrades, 2012	Raphael Andrades, 2012	Percy Harvin, 2006	Justin Williams, 2007
<b>RB</b>	Matt Jones, 2012	Matt Jones, 2012	Chris Rainey, 2007	Chris Rainey, Chevon Walker, 2007
<b>FB</b>	Hunter Joyer, 2011	Hunter Joyer, 2011		
<b>TE</b>	A.C. Leonard, 2011	A.C. Leonard, 2011	Aaron Hernandez, 2007	Aaron Hernandez, 2007
<b>OL</b>	D.J. Humphries, 2012	D.J. Humphries, 2012	Maurkice Pouncey, 2007	Chaz Green, 2011
<b>DL</b>	Jon Bullard, 2012	Jon Bullard, 2012		Torrey Davis, Duke Lemmens, 2007
<b>LB</b>	Antonio Morrison, 2012	Antonio Morrison, 2012	Brandon Hicks, Jerimy Finch, 2007	Jelani Jenkins, 2010
<b>DB</b>	Marcus Roberson, 2011	Josh Shaw, 2011	Marcus Roberson, 2011	Marcus Roberson, 2011
	De'Ante Saunders, 2011		De'Ante Saunders, 2011	De'Ante Saunders, 2011
<b>K</b>	Caleb Sturgis, 2008	Caleb Sturgis, 2008	Caleb Sturgis, 2008	Caleb Sturgis, 2008
<b>P</b>	Kyle Christy, 2011	Kyle Christy, 2011	Chas Henry, 2007	Chas Henry, 2007

# EARLY ENROLLEES Since 2004

## 2004 Class

DE Brandon Daniel

## 2005 Class

OL Eddie Haupt  
QB Josh Portis  
OL Ronnie Wilson

## 2006 Class

OL Maurice Hurt  
OL Carl Johnson  
QB Tim Tebow  
RB Chevon Walker

## 2007 Class

CB Ahmad Black  
CB Joe Haden  
TE Aaron Hernandez  
QB Cameron Newton  
OL Mike Pouncey  
OL Maurkice Pouncey  
QB Bryan Waggener  
RB Bo Williams  
WR Paul Wilson

## 2008 Class

LB Brendan Beal  
CB Jeremy Brown  
DT Troy Epps  
CB Janoris Jenkins  
WR Carl Moore  
DE Earl Okine  
DL Matt Patchan  
K Caleb Sturgis

## 2009 Class

OL Nick Alajajian  
LB Jon Bostic  
S Dee Finley  
OL Jonotthan Harrison  
DT Edwin Herbert  
TE Desmond Parks

## 2010 Class

LB Neiron Ball  
QB Trey Burton  
TE Gerald Christian  
WR Robert Clark  
S Matt Elam  
S Jordan Haden  
DL Leon Orr  
WR Solomon Patton  
CB Joshua Shaw  
T Ian Silberman  
CB Jaylen Watkins

## 2011 Class

RB Mike Blakely  
DL Clay Burton  
P Kyle Christy  
QB Jeff Driskel  
TE A.C. Leonard  
WR Javares McRoy  
DB De'Ante "Pop" Saunders

## 2012 Class

CB Willie Bailey  
OL Jessamen Dunker  
OL D.J. Humphries  
DT Damien Jacobs  
LB Antonio Morrison  
WR Latroy Pittman

## 2013 Class

LB Alex Anzalone  
DL Darius Cummings  
DL Joey Ivie  
LB Daniel McMillian  
OL Tyler Moore  
WR Demarcus Robinson  
LB Matt Rolin  
RB Kelvin Taylor

## PLAYERS WHO HAVE SCORED IN THEIR FIRST START (Since 1990)

Year	Player	Scoring Play	Opponent
2009	Chris Rainey	Blocked punt and recovered in end zone	Kentucky
2008	Jeffery Dumps	61-yard TD reception from Tebow	Kentucky
2008	Ahmad Black	80-yard interception return	Hawaii
2007	Tim Tebow	1-yard run	Western Kentucky
2003	Ciatrick Fason	33-yard pass from Leak, 75-yard run	Arkansas
2000	Jabar Gaffney	13 & 23-yard TD reception from Grossman	Mississippi St.
2000	Aaron Walker	19 & 14-yard TD reception from Grossman	Middle Tennessee
1999	Kirk Wells	Two-point conversion pass from Johnson	Alabama
1999	Brian Haugabrook	Seven-yard TD reception from Johnson	Kentucky
1999	Earnest Graham	4 & 11-yard TD runs	Western Michigan
1997	Jaime Richardson	9 & 28-yard TD receptions from Johnson	Central Michigan
1997	Doug Johnson	1-yard TD run	Southern Miss
1995	Jacquez Green	96-yard TD reception from Kresser	Northern Illinois
1993	Aubrey Hill	18 & 4-yard TD receptions from Dean	Vanderbilt
1993	Chris Doering	19 & 28-yard TD receptions from Wuerffel	Kentucky
1992	Jack Jackson	31-yard TD reception from Matthews	Louisiana State
1991	Willie Jackson	32-yard TD reception from Matthews	Northern Illinois
1991	Harrison Houston	Three TD receptions from Matthews (22,37,14)	San Jose State
1990	Kevin Randolph	8-yard TD run	Kentucky
1990	Tre Everett	50-yard TD reception from Matthews	Oklahoma State
1990	Shane Matthews	1-yard TD run	Oklahoma State
1990	Dexter McNabb	2-yard TD run	Oklahoma State

# ALL-TIME ASSISTANT COACHES

1928-present

Acosta, John	1922-25
Adams, Dwight	1979-84
Addazio, Steve	2005-10
Aldridge, Denny	1979
Amedee, Lynn	1988
Amis, L.W.	1923
Anderson, Jerry	1985-93, 2002-04
Andrews, Mickey	1981-82
Atkinson, J.H.	1923-24
Austin, Teryl	2010
Azzanni, Zach	2009-10
Bailey, Charlie	1985
Bates, Jim	1990
Battista, Mush	1946-50
Beck, E.C.	1920-22
Bedenk, Joe	1928-30
Bedford, Vance	2008-09
Bowyer, Earnest "Goof"	1932-35
Brannon, Buster	1946-47
Breaux, Don	1973-74
Broadway, Rod	1995-2000
Brooks, Dan	1985-87
Brown, Don	1962-78
Broyles, Frank	1950
Bugar, Mike	1980-82
Cara, Mac	1954-59
Carr, Bill	1972-74
Carter, Kenny	2008-09
Cawthon, Rainey	1932-36
Choate, Jeff	2013-present
Clemons, Ben	1932-35
Coleman, Tonto	1950-51
Collins, Jim	1990-2001
Coughlin, Dan	1983-87
Cowell, Warren	1928-32
Cubit, Bill	1989
Daniels, Jack	1940-41
Darnell, Gary	1988-89
Davis, Tim	2012-present
Deal, Don	1970-72
Dellastatious, Bill	1951-52
Dermondy, Orville	1941
Dickey, Jim	1986-89
Dicks, Wesley	1979
Disch, Dan	2004
Dixon, Dwayne	1990-2004
Dixon, Rand	1936-37
Donaldson, John	1960-63
Drayton, Stan	2005-07, 2010
Dunn, Jimmy	1960-63, 1970-77
Dupree, Sterling	1948-49, 1961-63
Durkin, D.J.	2010-present
Eibner, John	1950-57, 1960-65
Ellenson, Eugene	1960-69
Farrior Sr., Rex	1917
Fedora, Larry	2002-04
Foldberg, Hank	1952-59
Franks, Carl	1990-98
Fulcher, Bill	1970
Fuller, Dave	1947-75
Fulton, Charles	1972-75
Gardner, Jeff	1982
Gonzales, Billy	2005-09
Green, Jack	1960-62
Hall, Dale	1952-55
Hall, Galen	1984
Hall, Jack	1970-77
Hamdan, Bush	2012
Hardage, Lewis	1936-39

Hatfield, Ken	1971-77
Haynes, Jimmy	1968-72
Heater, Chuck	2005-10
Heimerdinger, Mike	1983-87
Helton, Kim	1973-78
Hevesy, John	2005-08
Higgins, Nash	1928-30
Hill, Aubrey	2011
Hoke, John	1999-2001
Holland, Lawson	1995-2001
Holliday, John "Doc"	2005-07
Holsinger, Joe	1928-32
Hooser, Hobe	1950-59
Hunley, Ricky	2001
Hunt, John	1999-2001
Infante, Lindy	1968-71
Jenkins, Pete	1979
Jones, Dick	1952-59
Jones, Jack	1971
Jordan, Whitey	1989
Kendrick, Vince	1980-83
Kensler, Edward	1964-69
Kinard, Billy	1964-67
Kines, Joe	1979-84
King, Jim	1979-80
Kirksey, Larry	1984-88
Knotts, Doug	1970-78
Kokemoor, Roy	1988-89
Lavin, Chuck	1933
Lawing, Brad	2013-present
Lewis, Derek	2011-present
Locksley, Mike	2003-04
Loeffler, Scot	2009-10
Lyle, Charlie	1978-80
Lyle, Sam	1959
Maggio, Phil	1980-89
Marcum, Tim	1990
Mattison, Greg	2005-07
Mauer, John	1951-60
McCallister, Sam	1938-42, 1946-50
McCarney, Dan	2008-10
McGeorge, Rich	1990-92
McGowan, Bubba	1965-70
McGraw, Sonny	1979-82
McGriff, Lee	1978-82
McKinney, George	1970
Miller, Bill	2003-04
Milligan, Mike	1940
Mooney, Ottis	1963
Morand, Elroy	1979
Mullen, Dan	2005-08
Mullins, Larry	1941
Niblack, Jim	1976
Norris, Rex	1988-89
Odom, Jerry	2001-02
Pancoast, Fred	1964-69
Parker, Jim	1978
Patillo, Pat	1932-33
Pease, Brent	2012-present
Phillips, Joker	2013-present
Pierson, A.P.	1928
Powell, Jim	1958-61
Proctor, Carlos	1933-39
Pruett, Bob	1994-95
Quinn, Dan	2011-12
Rauch, John	1952-53
Reaves, John	1990-92, 1994
Reed, Lambert	1975-77
Robinson, Harvey	1955-59

Robinson, Travaris	2011-present
Rodgers, Pepper	1960-64
Rudgers, Jim	1981
Ryder, I. E.	1922-23
Sanders, Bob	1990-2000
Sanders, Red	1939
Sauer, John	1950-51
Scarborough, Earl	1957-60
Sebring, Tom	1924-25
Severin, Paul	1946-49
Shanahan, Mike	1980-83
Shoemaker, Perron	1949
Slowik, Bob	1980-82
Smith, Charles "Rabbit"	1964-69
Smith, Ty	1983-87
Spurrier, Steve	1978
Spurrier Jr., Steve	1998
Stanley, Dutch	1936-39
Stephens, Jimmy Ray	1993-2001
Stoops, Bob	1996-98
Strong, Charlie	1988-89, 1991-94, 2003-09
Talbot, Randy	1978
Tate, Charlie	1956
Teevens, Buddy	1999-2000
Thompson, Jack	1966-78
Thompson, John	2002
Tolbert, Tyke	2002
Trammell, Allen	1972-77
Travis, Larry	1964-67
Twomey, Ted	1946-49
Van Fleet, James A.	1922-23
Verducci, Frank	2011
Webster, Jim	1974
Weis, Charlie	2011
Westbrook, Jack	1968-69
White, Brian	2009-present
Wickline, Joe	2002-04
Williams, Harold	1940
Wilson, Barry	1996-97
Woodford, Mike	2002-03
Yaralian, Zaven	1983-87
Yon, Everett	1924-25
Young, Bryant	2011-12
Zaunbrecher, Ed	2002-04
Zook, Ron	1991-95

## COORDINATORS SINCE 1960

### Offense

2012-13	Brent Pease
2011	Charlie Weis
2009-10	Steve Addazio
2005-08	Dan Mullen
2004	Larry Fedora
2002-03	Ed Zaunbrecher
1990-2001	Steve Spurrier
1989	Whitey Jordan
1988	Lynn Amedee
1984	Galen Hall
1980-83	Mike Shanahan
1970-77	Jimmy Dunn
1969	Fred Pancoast
1965-68	Ed Kensler
1962-64	Pepper Rodgers

### Defense

2013	D.J. Durkin
2011-12	Dan Quinn
2010	Teryl Austin
2003-09	Charlie Strong*
2005-07	Greg Mattison*
2002	John Thompson
1999-2001	Jon Hoke
1996-98	Bob Stoops
1994-95	Bob Pruett
1991-93	Ron Zook
1990	Jim Bates
1988-89	Gary Darnell
1986-87	Zaven Yaralian
1985	Charlie Bailey
1981-84	Joe Kines
1970-78	Doug Knotts
1963-69	Gene Ellenson
1960-62	Jack Green

\*Co-Coordinator in 2005-07

## NFL COACHING STAFFS - A GATOR TOUCH

As of June 3, 2013, the following former Gator players and/or coaches are coaching in the NFL.

	UF Position	Years at UF	Current NFL Team	Current Position
Teryl Austin	Defensive Coordinator	2010	Baltimore Ravens	Secondary
Mark DeLeone	Quality Control	2010	Kansas City Chiefs	Quality Control
George Edwards	Graduate Assistant	1991	Miami Dolphins	Linebackers
Jedd Fisch	Graduate Assistant	1999-2000	Jacksonville Jaguars	Offensive Coordinator
John Grieco	Strength & Conditioning	1995-2003	Oakland Raiders	Strength & Conditioning
Ike Hilliard	Player (WR)	1994-96	Buffalo Bills	Wide Receivers
Jon Hoke	Defensive Coordinator	1995-2001	Chicago Bears	Defensive Backs
Larry Kirksey	Running Backs	1984-88	Houston Texans	Wide Receivers
Marquand Manuel	Player (DB)	1998-2001	Seattle Seahawks	Defensive Assistant
Dan Quinn	Defensive Coordinator	2011-12	Seattle Seahawks	Defensive Coordinator
Bob Sanders	Defensive Line/Linebackers	1990-2000	Oakland Raiders	Linebackers
Brian Schottenheimer	Player (QB)	1995-96	St. Louis Rams	Offensive Coordinator
Mike Shanahan	Offensive Coordinator	1980-83	Washington Redskins	Head Coach/Executive VP
Bob Slowik	Asst. Defensive Backs	1980-82	Washington Redskins	Linebackers
Cedric Smith	Player (FB)	1986-89	Houston Texans	Strength & Conditioning
Tyke Tolbert	Tight Ends	2002	Denver Broncos	Wide Receivers
Anthony Weaver	Graduate Assistant	2010	Buffalo Bills	Defensive Line

# FLORIDA COACHING STAFFS

1932-2012

**2012**

Davis, Tim	Offensive Line
Dillman, Jeff	Dir. of Strength & Conditioning
Durkin, D.J.	Linebackers/Special Teams Coord.
Bush Hamdan	Wide Receivers
Lewis, Derek	Tight Ends
Muschamp, Will	Head Coach
Pease, Brent	Offensive Coord./Quarterbacks
Robinson, Travaris	Defensive Backs
Quinn, Dan	Defensive Coord./Defensive Line
White, Brian	Running Backs
Young, Bryant	Defensive Line

**2011**

Durkin, D.J.	Linebackers/Special Teams Coord.
Hill, Aubrey	Wide Receivers/Recruiting Coord.
Lewis, Derek	Tight Ends
Marotti, Mickey	Dir. of Strength & Conditioning
Muschamp, Will	Head Coach
Quinn, Dan	Defensive Coord./Defensive Line
Robinson, Travaris	Defensive Backs
Verducci, Frank	Offensive Line/ Running Game Coord.
Weis, Charlie	Offensive Coord./Quarterbacks
White, Brian	Running Backs
Young, Bryant	Defensive Line

**2010**

Addazio, Steve	Associate Head Coach/ Offensive Coord./Offensive Line
Austin, Teryl	Defensive Coord./Cornerbacks
Azzanni, Zach	Wide Receivers
Drayton, Stan	Running Backs/Recruiting Coord.
Durkin, D.J.	Linebackers/Special Teams Coord.
Heater, Chuck	Co-Defensive Coord./Safeties
Loeffler, Scott	Quarterbacks
Marotti, Mickey	Dir. of Strength & Conditioning
McCarney, Dan	Asst. Head Coach/ Defensive Line
Meyer, Urban	Head Coach
White, Brian	Tight Ends

**2009**

Addazio, Steve	Offensive Coord./Offensive Line
Bedford, Vance	Cornerbacks
Carter, Kenny	Running Backs
Gonzales, Billy	Recruiting Coord./Wide Receivers
Heater, Chuck	Asst. Defensive Coord./Safeties
Loeffler, Scot	Quarterbacks
Marotti, Mickey	Dir. of Strength & Conditioning
McCarney, Dan	Asst. Head Coach, Defense/ Defensive Line
Meyer, Urban	Head Coach
Strong, Charlie	Associate Head Coach/ Defensive Coord./Linebackers
White, Brian	Tight Ends

**2008**

Addazio, Steve	Asst. Head Coach, Offense/ Offensive Line
Bedford, Vance	Cornerbacks
Carter, Kenny	Running Backs
Gonzales, Billy	Recruiting Coord./Wide Receivers
Heater, Chuck	Asst. Defensive Coord./Safeties
Hevesy, John	Tight Ends/Asst. Offensive Line
Marotti, Mickey	Dir. of Strength & Conditioning
McCarney, Dan	Asst. Head Coach, Defense/ Defensive Line

Meyer, Urban	Head Coach
Mullen, Dan	Offensive Coord./Quarterbacks
Strong, Charlie	Associate Head Coach/ Defensive Coord./Linebackers

**2007**

Addazio, Steve	Offensive Line
Drayton, Stan	Running Backs
Gonzales, Billy	Wide Receivers
Heater, Chuck	Recruiting Coord./Cornerbacks
Hevesy, John	Tight Ends/Asst. Offensive Line
Holliday, John "Doc"	Associate Head Coach/Safeties
Marotti, Mickey	Dir. of Strength & Conditioning
Mattison, Greg	Co-Defensive Coord./ Defensive Line
Meyer, Urban	Head Coach
Mullen, Dan	Offensive Coord./Quarterbacks
Strong, Charlie	Asst. Head Coach/ Co-Defensive Coord./Linebackers

**2006**

Addazio, Steve	Tackles/Tight Ends
Drayton, Stan	Running Backs
Gonzales, Billy	Wide Receivers
Heater, Chuck	Recruiting Coord./Cornerbacks
Hevesy, John	Guards/Centers
Holliday, John "Doc"	Safeties
Marotti, Mickey	Dir. of Strength & Conditioning
Mattison, Greg	Co-Defensive Coord./ Defensive Line
Meyer, Urban	Head Coach
Mullen, Dan	Offensive Coord./Quarterbacks
Strong, Charlie	Co-Defensive Coord./Linebackers

**2005**

Addazio, Steve	Tackles/Tight Ends
Drayton, Stan	Running Backs
Gonzales, Billy	Wide Receivers
Heater, Chuck	Recruiting Coord./Cornerbacks
Hevesy, John	Guards/Centers
Holliday, John "Doc"	Safeties
Marotti, Mickey	Dir. of Strength & Conditioning
Mattison, Greg	Co-Defensive Coord./ Defensive Line
Meyer, Urban	Head Coach
Mullen, Dan	Offensive Coord./Quarterbacks
Strong, Charlie	Co-Defensive Coord./Linebackers

**2004**

Anderson, Jerry	Defensive Line Coach
Disch, Dan	Secondary Coach
Dixon, Dwayne	Asst. Head Coach/ Inside Receivers
Fedora, Larry	Offensive Coord.
Locksley, Mike	Running Backs/Recruiting Coord.
Miller, Bill	Linebackers
Strong, Charlie	Defensive Coord.
Wickline, Joe	Offensive Line/ Running Game Coord.
Zaubrecher, Ed	Quarterbacks
Zook, Ron	Head Coach

**2003**

Anderson, Jerry	Defensive Line
Dixon, Dwayne	Asst. Head Coach
Fedora, Larry	Perimeter Offensive Game Coord.
Locksley, Mike	Running Backs/Recruiting Coord.
Miller, Bill	Linebackers
Strong, Charlie	Defensive Coord.

Wickline, Joe	Offensive Line/ Running Game Coord.
Woodford, Mike	Defense/Special Teams Coord.
Zaubrecher, Ed	Offensive Coord./Quarterbacks
Zook, Ron	Head Coach

**2002**

Anderson, Jerry	Defensive Line
Gonzales, Billy	Wide Receivers
Fedora, Larry	Run Game Coord./Running Backs
Odom, Jerry	Outside Linebackers/ Special Teams Coord.
Thompson, John	Defensive Coord./ Middle Linebackers
Tolbert, Tyke	Recruiting Coord./Tight Ends
Wickline, Joe	Offensive Line
Woodford, Mike	Defensive Backs
Zaubrecher, Ed	Offensive Coord./Quarterbacks
Zook, Ron	Head Coach

**2001**

Brindise, Noah	Graduate Asst./Quarterbacks Asst.
Collins, Jim	Outside Linebackers/ Special Teams Coord./Recruiting Coord.
Dixon, Dwayne	Wide Receivers
Glass, Rob	Dir. of Strength & Conditioning
Hoke, Jon	Asst. Head Coach/ Defensive Coord./Secondary
Holland, Lawson	Running Backs
Hunley, Ricky	Defensive Line
Hunt, John	Offensive Tackles
Odom, Jerry	Inside Linebackers
Speronis, Jamie	Dir. of Football Administration
Spurrier, Steve	Head Coach
Stephens, Jimmy Ray	Offensive Line/Run Game Coord.
Teevens, Buddy	Asst. Offensive Coord./Tight Ends

**2000**

Broadway, Rod	Defensive Line/Defensive Tackles/ Extra Point/Field Goal Block
Collins, Jim	Defensive Ends/Special Teams/ Punt/Punt Return/ Recruiting Coord.
Dixon, Dwayne	Wide Receivers/Kickoff/ Punt Returners/ Asst. Passing Game Coord.
Glass, Rob	Dir. of Strength & Conditioning
Hoke, Jon	Asst. Head Coach/ Defensive Coord./Secondary
Holland, Lawson	Running Backs/Co-Special Teams/ Kickoff Teams/Hands Team
Hunt, John	Offensive Tackles/ Tight Ends-Running Game/ Extra Point/Field Goal Protection
Sanders, Bob	Asst. Defensive Coord./ Linebackers
Spurrier, Steve	Head Coach
Stevens, Jimmy Ray	Offensive Line/Centers and Guards/Run Game Coord./ Pass Protection Coord.
Teevens, Buddy	Passing Game Coord./Tight Ends/ Wide Receivers/Kickers/Snappers/ Holders

**1999**

Broadway, Rod	Defensive Tackles
Collins, Jim	Recruiting Coord./Weakside and Middle Linebackers
Dixon, Dwayne	Asst. Head Coach/Wide Receivers
Franks, Carl	Asst. Offensive Coord./ Running Backs
Holland, Lawson	Tight Ends
Sanders, Bob	Asst. Defensive Coord./ Defensive Ends
Spurrier, Steve	Head Coach
Stephens, Jimmy Ray	Offensive Line
Stoops, Bob	Asst. Head Coach/ Defensive Coord./Secondary
Wilson, Barry	Special Teams Coord./ Strongside Linebackers

Dixon, Dwayne	Asst. Head Coach/Receivers
Glass, Rob	Dir. of Strength & Conditioning
Hoke, Jon	Defensive Coord./Secondary
Holland, Lawson	Tight Ends/Special Teams Coord.
Hunt, John	Offensive Tackles
Sanders, Bob	Asst. Head Coach/ Defensive Ends/Strongside Linebackers
Spurrier, Steve	Head Coach/ Offensive Coord./Quarterbacks
Stevens, Jimmy Ray	Offensive Line Coach (Centers and Guards)
Teevens, Buddy	Running Backs

**1998**

Broadway, Rod	Defensive Tackles
Collins, Jim	Recruiting Coord./Weakside and Middle Linebackers
Dixon, Dwayne	Asst. Coach/Wide Receivers
Franks, Carl	Asst. Offensive Coord./ Running Backs
Holland, Lawson	Special Teams Coord./Tight Ends
Sanders, Bob	Asst. Def. Coord./ Defensive Ends/Strongside Linebackers
Spurrier, Steve	Head Coach/Offensive Coord.
Spurrier Jr., Steve	Asst. Special Teams Coach/ Asst. Offensive Coach
Stephens, Jimmy Ray	Offensive Line
Stoops, Bob	Asst. Head Coach/ Defensive Coord./Secondary

**1997**

Broadway, Rod	Defensive Tackles
Collins, Jim	Recruiting Coord./Weakside and Middle Linebackers
Dixon, Dwayne	Asst. Coach/Wide Receivers
Franks, Carl	Asst. Offensive Coord./ Running Backs
Holland, Lawson	Tight Ends/ Co-Special Teams Coord.
Sanders, Bob	Asst. Defensive Coord./ Defensive Ends
Spurrier, Steve	Head Coach
Stevens, Jimmy Ray	Offensive Line
Stoops, Bob	Asst. Head Coach/ Defensive Coord./Secondary
Wilson, Barry	Co-Special Teams Coord./ Strongside Linebackers

**1996**

Broadway, Rod	Defensive Tackles
Collins, Jim	Recruiting Coord./Weakside and Middle Linebackers
Dixon, Dwayne	Asst. Head Coach/Wide Receivers
Franks, Carl	Asst. Offensive Coord./ Running Backs
Holland, Lawson	Tight Ends
Sanders, Bob	Asst. Defensive Coord./ Defensive Ends
Spurrier, Steve	Head Coach
Stephens, Jimmy Ray	Offensive Line
Stoops, Bob	Asst. Head Coach/ Defensive Coord./Secondary
Wilson, Barry	Special Teams Coord./ Strongside Linebackers

**1995**

Broadway, Rod	Defensive Tackles
Collins, Jim	Inside Linebackers/ Recruiting Coord.
Dixon, Dwayne	Asst. Coach/Wide Receivers
Franks, Carl	Asst. Offensive Coord./ Running Backs
Holland, Lawson	Tight Ends
Pruett, Bob	Defensive Coord./ Defensive Backs
Sanders, Bob	Asst. Defensive Coord./ Defensive Ends
Spurrier, Steve	Head Coach
Stephens, Jimmy Ray	Offensive Line
Zook, Ron	Asst. Coach/ Special Teams Coord./ Nickelbacks and Strong Safeties

**1994**

Collins, Jim	Recruiting Coord./Tight Ends
Dixon, Dwayne	Wide Receiver
Franks, Carl	Inside Linebackers
Pruett, Bob	Defensive Coord./Defensive Backs
Reaves, John	Offensive Backfield
Sanders, Bob	Defensive Line Coord./ Defensive Ends
Spurrier, Steve	Head Coach/ Offensive Coord./Quarterbacks
Stephens, Jimmy Ray	Offensive Line
Strong, Charlie	Asst. Head Coach/ Defensive Tackles
Zook, Ron	Nickelbacks/Special Teams Coord.

**1993**

Anderson, Jerry	Asst. Head Coach/ Defensive Tackles
Collins, Jim	Asst. Defensive Co-Coord./ Inside Linebackers
Dixon, Dwayne	Wide Receivers
Franks, Carl	Tight Ends/Recruiting Coord.
Sanders, Bob	Asst. Defensive Co-Coord./ Gatorbacks and Banditbacks
Spurrier, Steve	Head Coach/ Offensive Coord./Quarterbacks
Stephens, Jimmy Ray	Running Backs
Strong, Charlie	Defensive Ends
Zook, Ron	Defensive Coord./Defensive Backs

**1992**

Anderson, Jerry	Asst. Head Coach/ Defensive Tackles
Collins, Jim	Asst. Defensive Co-Coord./ Inside Linebackers
Dixon, Dwayne	Wide Receivers
Franks, Carl	Running Backs/Recruiting Coord.
McGeorge, Rich	Offensive Line
Reaves, John	Tight Ends
Sanders, Bob	Asst. Defensive Co-Coord./ Gatorbacks and Banditbacks
Spurrier, Steve	Head Coach
Strong, Charlie	Defensive Ends
Zook, Ron	Defensive Coord./Defensive Backs

**1991**

Anderson, Jerry	Asst. Head Coach/ Defensive Tackles
Collins, Jim	Asst. Defensive Co-Coord./ Inside Linebackers
Dixon, Dwayne	Wide Receivers
Franks, Carl	Recruiting Coord./Running Backs
McGeorge, Rich	Offensive Line
Reaves, John	Tight Ends

Sanders, Bob	Asst. Defensive Co-Coord./ Outside Linebackers/Gatorbacks
Spurrier, Steve	Head Coach
Strong, Charlie	Defensive Ends
Zook, Ron	Defensive Coord./Defensive Backs

**1990**

Anderson, Jerry	Defensive Tackles
Bates, Jim	Defensive Coord./Secondary
Collins, Jim	Weakside Linebackers/ Strong Safeties
Dixon, Dwayne	Wide Receivers
Franks, Carl	Running Backs
Marcum, Tim	Inside Linebackers
McGeorge, Rich	Offensive Line
Reaves, John	Tight Ends
Sanders, Bob	Defensive Ends
Spurrier, Steve	Head Coach

**1989**

Anderson, Jerry	Tight Ends and Special Teams
Cubit, Bill	Quarterbacks
Darnell, Gary	Defensive Coord./ Inside Linebackers
Dickey, Jim	Defensive Backs
Hall, Galen	Head Coach
Jordan, Whitey	Offensive Coord./Running Backs
Kokemoor, Roy	Wide Receivers
Maggio, Phil	Offensive Line
Norris, Rex	Defensive Line
Strong, Charlie	Outside Linebackers

**1988**

Amedee, Lynn	Offensive Coord./Quarterbacks
Anderson, Jerry	Tight Ends/Special Teams
Darnell, Gary	Defensive Coord./ Inside Linebackers
Dickey, Jim	Defensive Backs
Hall, Galen	Head Coach
Kirksey, Larry	Running Backs
Kokemoor, Roy	Wide Receivers
Maggio, Phil	Offensive Line
Norris, Rex	Defensive Line
Strong, Charlie	Outside Linebackers

**1987**

Anderson, Jerry	Tight Ends/Special Teams
Brooks, Dan	Defensive Line (Middle Guards)
Coughlin, Dan	Defensive Line
Dickey, Jim	Inside Linebackers
Hall, Galen	Head Coach
Heimerdinger, Mike	Wide Receivers/Quarterbacks
Kirksey, Larry	Running Backs
Maggio, Phil	Offensive Line
Smith, Ty	Outside Linebackers
Yaralian, Zaven	Defensive Coord./Defensive Backs

**1986**

Anderson, Jerry	Special Teams
Brooks, Dan	Defensive Line
Coughlin, Dan	Defensive Line
Dickey, Jim	Inside Linebackers
Hall, Galen	Head Coach
Heimerdinger, Mike	Wide Receivers
Kirksey, Larry	Running Backs
Maggio, Phil	Offensive Line
Smith, Ty	Outside Linebackers
Tuten, Rich	Strength & Conditioning
Yaralian, Zaven	Defensive Coord./ Defensive Backs

**1985**

Anderson, Jerry	Special Teams
Bailey, Charlie	Defensive Coord./ Inside Linebackers
Brooks, Dan	Defensive Line
Coughlin, Dan	Defensive Line
Hall, Galen	Head Coach
Heimerdinger, Mike	Wide Receivers
Kirksey, Larry	Running Backs
Maggio, Phil	Offensive Line
Smith, Ty	Outside Linebackers
Tuten, Rich	Strength & Conditioning
Yaralian, Zaven	Defensive Backs

**1984**

Adams, Dwight	Asst. Head Coach for Personnel and Administration (Special Teams)
Coughlin, Dan	Defensive Line
Hall, Galen	Offensive Coord./Quarterbacks
Heimerdinger, Mike	Wide Receivers
Kines, Joe	Asst. Head Coach/ Defensive Coord./Inside Linebackers
Kirksey, Larry	Running Backs
Maggio, Phil	Offensive Line
Pell, Charley	Head Coach
Smith, Ty	Outside Linebackers
Tuten, Rich	Strength & Conditioning
Yaralian, Zaven	Defensive Backs

**1983**

Adams, Dwight	Special Teams and Squad Development
Coughlin, Dan	Defensive Line
Heimerdinger, Mike	Wide Receivers
Kendrick, Vince	Running Backs
Kines, Joe	Defensive Coord./ Inside Linebackers
Maggio, Phil	Offensive Line
Pell, Charley	Head Coach
Shanahan, Mike	Asst. Head Coach/ Offensive Coord./Quarterbacks
Smith, Ty	Outside Linebackers
Tuten, Rich	Strength & Conditioning
Yaralian, Zaven	Defensive Backs

**1982**

Adams, Dwight	Outside Linebackers/ Special Teams
Andrews, Mickey	Defensive Secondary
Bugar, Mike	Defensive Line
Gardner, Jeff	Asst. Offensive Line
Kendrick, Vince	Running Backs
Kines, Joe	Defensive Coord./ Inside Linebackers
Maggio, Phil	Offensive Line
McGraw, Sonny	Administrative Asst./ Head of Recruiting
McGriff, Lee	Wide Receivers

Pell, Charley	Head Coach
Shanahan, Mike	Offensive Coord./Quarterbacks
Slowik, Bob	Asst. Defensive Backfield
Tuten, Rich	Strength & Conditioning

**1981**

Adams, Dwight	Outside Linebackers/ Special Teams
Andrews, Mickey	Defensive Secondary
Bugar, Mike	Defensive Line
Kendrick, Vince	Running Backs
Kines, Joe	Defensive Coord./ Inside Linebackers

Maggio, Phil	Offensive Line (Tackles and Tight Ends)
McGraw, Sonny	Administrative Asst./ Head of Recruiting
McGriff, Lee	Wide Receivers
Pell, Charley	Head Coach
Rudgers, Jim	Offensive Line (Centers and Guards)
Shanahan, Mike	Offensive Coord./Quarterbacks
Slowik, Bob	Asst. Defensive Backfield
Tuten, Rich	Strength & Conditioning

**1980**

Adams, Dwight	Defensive Ends
Bugar, Mike	Defensive Line
Kendrick, Vince	Running Backs
Kines, Joe	Linebackers
King, Jim	Offensive Line
Knight, Virgil	Strength & Conditioning
Lyle, Charlie	Defensive Backs
Maggio, Phil	Asst. Offensive Line
McGraw, Sonny	Administrative Asst./ Head of Recruiting
McGriff, Lee	Wide Receivers
Parker, Jim	Administrative Asst.
Pell, Charley	Head Coach
Shanahan, Mike	Offensive Coord./Quarterbacks
Slowik, Bob	Asst. Defensive Backfield
Waters, Wright	Asst. Athletic Director/ Student Life

**1979**

Adams, Dwight	Defensive Ends
Aldridge, Denny	Quarterbacks
Dicks, Wesley	Asst. Offensive Line
Jenkins, Pete	Defensive Line
Kines, Joe	Linebackers
King, Jim	Offensive Line
Knight, Virgil	Strength & Conditioning
Lyle, Charlie	Defensive Backs
McGraw, Sonny	Administrative Asst./ Head of Recruiting
McGriff, Lee	Wide Receivers
Moran, Eroy	Running Backs
Parker, Jim	Administrative Asst.
Pell, Charley	Head Coach
Waters, Wright	Academic Counselor

**1978**

Brown, Don	Tight End Coach/Chief Recruiter
Dickey, Doug	Head Coach
Helton, Kim	Offensive Line
Knotts, Doug	Defensive Coord./Linebackers
Lyle, Charlie	Defensive Secondary
McGriff, Lee	Wide Receivers
Parker, Jim	Asst. Offensive Backfield
Spurrier, Steve	Offensive Backfield/Quarterbacks/ Running Backs
Stephens, Jimmy	Offensive Line Asst.
Talbot, Randy	Recruiting/ Alumni Association Asst.
Thompson, III, Jack	Defensive Line

**1977**

Brown, Don	Tight End and Tackles/ Chief Recruiter
Dickey, Doug	Head Coach
Dunn, Jimmy	Offensive Coord.
Hall, Jack	Kickers and Weights Coach
Hatfield, Ken	Wide Receivers/Running Backs
Helton, Kim	Interior Offensive Line
Knotts, Doug	Defensive Coord./Linebackers

Reed, Lambert	Defensive Interior
Thompson, III, Jack	Defensive Ends
Trammell, Allen	Defensive Secondary

**1976**

Brown, Don	Tight Ends and Tackles/ Chief Recruiter
Dickey, Doug	Head Coach
Dunn, Jimmy	Offensive Coord.
Hall, Jack	Kickers and Weights Coach
Hatfield, Ken	Wide Receivers/Running Backs
Helton, Kim	Interior Offensive Line
Johnson, Brooks	Recruiting/Sprint Coach
Knotts, Doug	Defensive Coord./Linebackers
Niblack, Jim	Head Junior Varsity Coach
Reed, Lambert	Defensive Interior
Thompson, III, Jack	Defensive Ends
Trammell, Allen	Defensive Secondary

**1975**

Brown, Don	Tight Ends and Tackles/ Administrative Asst.
Dickey, Doug	Head Coach
Dunn, Jimmy	Offensive Coord.
Fuller, Dave	Scout Team/Kickers
Fulton, Charles	Recruiting Coord./Scouting/ Junior Varsity Coach
Hall, Jack	Head Freshmen Coach
Hatfield, Ken	Wide Receivers
Helton, Kim	Interior Offensive Lineman
Knotts, Doug	Defensive Coord./Linebackers
Reed, Lambert	Defensive Interior
Thompson, III, Jack	Defensive Ends
Trammell, Allen	Defensive Secondary

**1974**

Breaux, Don	Wide Receivers
Brown, Don	Tight Ends and Tackles/ Administrative Asst.
Carr, Bill	Academic Supervisor/ Asst. Coach and Scout
Dickey, Doug	Head Coach
Dunn, Jimmy	Offensive Coord.
Fuller, Dave	Scout Team Coach
Fulton, Charles	Recruiting Coord./Scouting/ Freshmen Coach
Hall, Jack	Head Freshmen Coach
Hatfield, Ken	Defensive Secondary
Helton, Kim	Interior Offensive Line
Knotts, Doug	Defensive Coord./Linebackers
Thompson, III, Jack	Defensive Line
Trammell, Allen	Defensive Ends
Webster, Jim	Freshmen Defense and Scouting/ Recruiting

**1973**

Breaux, Don	Wide Receivers
Brown, Don	Tight Ends and Tackles/ Administrative Asst.
Carr, Bill	Academic Supervisor/ Asst. Coach and Scout
Dickey, Doug	Head Coach
Dunn, Jimmy	Offensive Coord./ Quarterbacks/Running Backs
Fuller, Dave	Scout Team Head Coach
Fulton, Charles	Freshmen Backfield and Scouting
Hall, Jack	Freshmen Team Head Coach
Hatfield, Ken	Defensive Secondary
Helton, Kim	Interior Offensive Line
Knotts, Doug	Defensive Coord./Linebackers
Thompson, III, Jack	Defensive Line
Trammell, Allen	Freshmen Defense/Recruiting

**1972**

Brown, Don	Tight Ends and Tackles/ Administrative Asst.
Carr, Bill	Academic Supervisor/ Asst. Coach and Scout
Deal, Don	Running Backs
Dickey, Doug	Head Coach
Dunn, Jimmy	Offensive Coord./ Quarterbacks/Split Receivers
Fuller, Dave	Scout Team Coach
Fulton, Charles	Freshmen Backfield and Scouting
Hall, Jack	Head Freshmen Coach
Hatfield, Ken	Defensive Secondary
Haynes, Jimmy	Offensive Line
Knotts, Doug	Defensive Coord./Linebackers
Thompson, III, Jack	Defensive Line
Trammell, Allen	Freshmen Defense/Recruiting

**1971**

Brown, Don	Tight Ends/Administrative Asst.
Deal, Don	Head Freshmen Coach/ Academic Supervisor
Dickey, Doug	Head Coach
Dunn, Jimmy	Offensive Coord./ Quarterbacks/Wide Receivers
Fuller, Dave	Scout Team Coach
Hall, Jack	Chief Recruiting Coord./ Asst. Coach
Hatfield, Ken	Defensive Secondary
Haynes, Jimmy	Offensive Line
Infante, Lindy	Running Backs
Jones, Jack	Defensive Ends
Knotts, Doug	Defensive Coord./Linebackers
Thompson, III, Jack	Defensive Interior

**1970**

Brown, Don	Defensive Secondary
Deal, Don	Asst. Scout Team Coach/ Academic Supervisor
Dickey, Doug	Head Coach
Dunn, Jimmy	Offensive Coord./ Quarterbacks/Wide Receivers
Fulcher, Bill	Offensive Line
Fuller, Dave	Scout Team Coach
Hall, Jack	Chief Recruiting Coord./ Asst. Coach
Haynes, Jimmy	Head Freshmen Coach
Infante, Lindy	Running Backs
Knotts, Doug	Defensive Coord./ Defensive Interior
McGowan, Bubba	Recruiting Coord./ Freshmen Backs Coach
McKinney, George	Linebackers
Thompson, III, Jack	Defensive Ends

**1969**

Brown, Don	Defensive Backfield
Ellenson, Eugene	Asst. Head Coach/ Head Defensive Coach
Fuller, Dave	Scout-Team Coach
Graves, Ray	Head Coach/Director of Athletics
Haynes, Jimmy	Offensive Asst.
Infante, Lindy	Head Freshmen Coach
Kensler, Edward	Offensive Line
McGowan, Bubba	Wide Receivers
Pancoast, Fred	Head Offensive Coach/ Offensive Backfield
Smith, Charles "Rabbit"	Head Recruiter
Thompson, III, Jack	Defensive Interior Lineman
Westbrook, Jack	Freshmen Backfield/Scouting/ Academic Supervisor

**1968**

Brown, Don	Defensive Backfield
Ellenson, Eugene	Asst. Head Coach/ Head Defensive Coach
Fuller, Dave	B-Team Coach
Graves, Ray	Head Coach
Haynes, Jimmy	Head Freshmen Coach
Infante, Lindy	B-Team Coach
Kensler, Edward	Head Offensive Coach/ Offensive Line
McGowan, Bubba	Offensive End
Pancoast, Fred	Offensive Backfield
Smith, Charles "Rabbit"	Head Recruiter
Thompson, III, Jack	Defensive Interior Line
Westbrook, Jack	Freshmen Backfield/Scouting/ Academic Supervisor

**1967**

Brown, Don	Defensive Ends
Ellenson, Eugene	Asst. Head Coach/ Head Defensive Coach
Fuller, Dave	B-Team Coach
Graves, Ray	Head Coach/Director of Athletics
Kensler, Edward	Head Offensive Coach/ Offensive Line
Kinard, Billy	Defensive Backfield
McGowan, Bubba	Offensive Ends
Pancoast, Fred	Offensive Backfield
Smith, Charles "Rabbit"	Head Recruiter
Thompson, III, Jack	B-Team Coach
Travis, Larry	Head Freshmen Coach

**1966**

Brown, Don	Defensive Ends
Ellenson, Gene	Asst. Head Coach/ Head Defensive Coach
Fuller, David	B-Team Coach
Graves, Ray	Head Coach
Kensler, Ed	Head Offensive Coach/ Offensive Line
Kinard, Billy	Defensive Backs
McGowan, Bubba	Offensive Ends
Pancoast, Fred	Offensive Backfield
Smith, Charles "Rabbit"	Head Recruiter
Thompson, III, Jack	B-Team Coach
Travis, Larry	Head Freshmen Coach

**1965**

Brown, Don	Defensive Ends
Eibner, John	Head B-Team Coach/Head Scout
Ellenson, Gene	Asst. Head Coach/ Head Defensive Coach
Fuller, David	Head Freshmen Coach
Graves, Ray	Head Coach
Kensler, Ed	Head Offensive Coach/ Offensive Line
Kinard, Billy	Defensive Backs
McGowan, Bubba	Offensive Ends
Pancoast, Fred	Offensive Backfield
Smith, Charles "Rabbit"	Head Recruiter
Travis, Larry	Asst. B-Team Coach

**1964**

Brown, Don	Defensive Ends
Eibner, John	Head Scout/B-team Coach
Ellenson, Gene	Defensive Coord.
Fuller, Dave	Freshmen Head Coach
Graves, Ray	Head Coach
Kensler, Ed	Offensive Line
Kinard, Billy	Defensive Backs
Pancoast, Fred	Offensive Ends
Rodgers, Pepper	Offensive Coord.

Smith, Charles "Rabbit"	Head Recruiter
Travis, Larry	B-Team Asst.

**1963**

Brown, Don	Offensive Line
Donaldson, John	Head Freshmen Coach
Dunn, Jimmy	Defensive Backfield
Dupree, Sterling	Head Recruiter
Eibner, John	Asst. Coach/Head Scout
Ellenson, Gene	Defensive Coach
Fuller, Dave	Asst. Varsity Coach
Graves, Ray	Head Coach/Athletic Director
Mooney, Otis	Asst. Defensive Coach
Rodgers, Pepper	Offensive Coord.

**1962**

Brown, Don	Asst. Defensive Line
Donaldson, Jack	Defensive Backfield
Dunn, Jimmy	Asst. Backfield
Dupree, Sterling	Head Recruiter
Eibner, John	Asst. Coach/Head Scout
Ellenson, Gene	Offensive Line
Fuller, Dave	Head Freshmen Coach
Graves, Ray	Head Coach/Athletic Director
Green, Jack	Athletic Director Asst./ Defensive Coach
Rodgers, Pepper	Offensive Coord.

**1961**

Donaldson, John	Asst. Coach
Dunn, Jimmy	Asst. Coach
Dupree, Sterling	Asst. Coach/Head Recruiter
Eibner, John	Asst. Coach/Head Scout
Ellenson, Gene	Asst. Coach
Fuller, Dave	Asst. Coach
Graves, Ray	Head Coach/Athletic Director
Green, Jack	Asst. Coach
Powell, Jim	Asst. Coach
Rodgers, Pepper	Asst. Coach

**1960**

Donaldson, John	Asst. Coach
Dunn, Jimmy	Full Student Asst. Coach
Eibner, John	Asst. Coach/Head Scout
Ellenson, Gene	Asst. Coach
Fuller, Dave	Freshmen Football Coach
Graves, Ray	Head Coach/Athletic Director
Green, Jack	Asst. Coach
Mauer, John	Defensive Ends
Powell, Jim	Offensive Ends
Rodgers, Pepper	Asst. Coach
Scarborough, Earl	Linebackers

**1959**

Cara, Mac	Offensive Backfield
Foldberg, Hank	Offensive Line
Fuller, Dave	Defensive Backfield
Hooser, Hobe	Defensive Line
Jones, Dick	Asst. Coach
Lyle, Sam	Asst. Coach
Mauer, John	Defense Ends/Linebackers
Powell, Jim	Head Freshmen Coach
Robinson, Harvey	Head Backfield Coach
Scarborough, Earl	Asst. Coach
Woodruff, Bob	Head Coach/Athletic Director

**1958**

Cara, Mac	Offensive Backfield
Foldberg, Hank	Offensive Line
Fuller, Dave	Defensive Backfield
Hooser, Hobe	Defensive Line
Jones, Dick	Asst. Coach
Mauer, John	Defensive Ends
Powell, Jim	Head Freshmen Coach
Robinson, Harvey	Head Backfield Coach
Scarborough, Earl	Asst. Coach
Woodruff, Bob	Head Coach/Athletic Director

**1957**

Cara, Mac	Asst. Coach
Eibner, John	Head Scout/Asst. Coach
Foldberg, Hank	Offensive Line
Fuller, Dave	Asst. Backfield
Hooser, Hobe	Defensive Line
Jones, Dick	Asst. Coach
Mauer, John	Defensive Ends
Robinson, Harvey	Head Backfield Coach
Scarborough, Earl	Asst. Coach
Woodruff, Bob	Head Coach/Athletic Director

**1956**

Cara, Mac	Asst. Coach
Eibner, John	Asst. Coach/Head Scout
Foldberg, Hank	Offensive Line
Fuller, Dave	Asst. Backfield
Hooser, Hobart	Defensive Line
Jones, Dick	Asst. Coach
Mauer, John	Defensive Ends
Robinson, Harvey	Head Backfield Coach
Tate, Charlie	Freshmen Football Coach
Woodruff, Bob	Head Coach/Athletic Director

**1955**

Cara, Mac	Asst. Coach
Eibner, John	Head Scout/Asst. Coach
Foldberg, Hank	Offensive Line
Fuller, Dave	Freshmen Coach
Hall, Dale	Offensive Backs
Hooser, Hobe	Defensive Line
Jones, Dick	Asst. Coach
Mauer, John	Defensive Ends
Robinson, Harvey	Defensive Backs
Woodruff, Bob	Head Coach/Athletic Director

**1954**

Cara, Mac	Backfield
Eibner, John	Head Scout
Foldberg, Hank	Offensive Line and Ends
Fuller, Dave	Freshmen Coach
Hall, Dale	Offensive Backs
Hooser, Hobe	Defensive Line
Jones, Dick	Freshmen Coach
Mauer, John	Defensive Backs and Ends
Woodruff, Bob	Head Coach/Athletic Director

**1953**

Eibner, John	Head Scout
Foldberg, Hank	Offensive Line and Ends
Fuller, Dave	Defensive Backs
Cara, Mac	Offensive Backs
Hooser, Hobart	Defensive Line
Lyle, Sam	Asst. Coach
Powell, Jim	Freshmen Coach
Mauer, John	Defensive Backs and Linebackers
Rauch, John	Quarterbacks
Woodruff, Bob	Head Coach/Athletic Director

**1952**

Cara, Mac	Asst. Coach
Eibner, John	Head Scout
Foldberg, Hank	Offensive Line and Ends
Fuller, Dave	Asst. Backfield
Hooser, Hobe	Defensive Line
Robinson, Harvey	Head Backfield
Jones, Dick	Freshmen Coach
Mauer, John	Defensive Backs and Ends
Scarborough, Earl	Asst. Coach
Woodruff, Bob	Head Coach/Athletic Director

**1951**

Coleman, Tonto	Offensive Ends/ Head B-Team and Freshmen
Dellastatious, Bill	Asst. Coach
Eibner, John	Offensive Line
Fuller, Dave	Asst. Coach
Hooser, Hobe	Defensive Line
Kynes, Jimmy	Student Asst.
Mauer, John	Defensive Backs
Montsdeoca, Fred	Student Asst.
Sauer, John	Offensive Backs
Woodruff, Bob	Head Coach/Athletic Director

**1950**

Batista, Julius "Mush"	Freshmen Asst.
Broyles, Frank	Defensive Backs
Coleman, Tonto	Head Freshmen Coach
Eibner, John	Offensive Line
Fuller, Dave	Freshmen Asst.
Hooser, Hobe	Defensive Line
McAllister, Sam	B-Team Coach
Sauer, John	Offensive Backs
Woodruff, Bob	Head Coach/Athletic Director

**1949**

Batista, Julius "Mush"	Freshmen Line Coach
Dupree, Sterling	Backfield Coach
Fuller, Dave	Freshmen Backfield Coach
McAllister, Sam	Scout Team Coach
Severin, Paul	Head Freshmen Coach
Shoemaker, Perron	End Coach
Twomey, Ted	Line Coach
Wolf, Raymond "Bear"	Head Coach/Athletic Director

**1948**

Batista, Julius "Mush"	Freshmen Line Coach
Dupree, Sterling	Backfield Coach
Fuller, Dave	Freshmen Backfield Coach
McAllister, Sam	Head Freshmen Coach
Severin, Paul	End Coach
Twomey, Ted	Line Coach
Wolf, Raymond "Bear"	Head Coach/Athletic Director

**1947**

Batista, Julius "Mush"	Asst. Coach
Brannon, Buster	Backfield Coach
Fuller, Dave	Asst. Coach
McAllister, Sam	Freshmen Coach
Severin, Paul	End Coach
Twomey, Ted	Line Coach
Wolf, Raymond "Bear"	Head Coach/Athletic Director

**1946**

Batista, Julius "Mush"	Asst. Coach
Brannon, Buster	Backfield Coach
McAllister, Sam	Freshmen Coach
Fuller, Dave	Asst. Coach
Severin, Paul	End Coach
Twomey, Ted	Line Coach
Wolf, Raymond "Bear"	Head Coach/Athletic Director

**1941**

McAllister, Sam	Backfield Coach
Mullins, Larry	Line Coach
Lieb, Tom	Head Coach

**1938**

Stanley, Dennis "Dutch"	Asst. Coach
McAllister, Stanley	Asst. Coach
Proctor, Carlos	Asst. Coach
Sander, Rod	Asst. Coach
Hardage, Lewis	Asst. Coach
Cody, Josh	Head Coach

**1936**

Stanley, Dennis "Dutch"	Asst. Coach
Dixon, Rand	Asst. Coach
Proctor, Carlos	Asst. Coach
Hardage, Lewis	Asst. Coach
Cody, Josh	Head Coach

**1934**

Bowyer, Ernest "Goof"	Asst. Coach
Clemons, Ben	Asst. Coach
Stanley, Dennis "Dutch"	Head Coach

**1933**

Bowyer, Ernest "Goof"	Asst. Coach
Clemons, Ben	Asst. Coach
Lavin, Chuck	Asst. Coach
Patillo, Pat	Asst. Coach
Stanley, Dennis "Dutch"	Head Coach

**1932**

Cawthon, Rainey	Asst. Coach
Bowyer, Ernest "Goof"	Asst. Coach
Clemons, Ben	Asst. Coach
Patillo, Pat	Asst. Coach
Stanley, Dennis "Dutch"	Head Coach



*Head Coach Ray Graves and his assistants during the 1960s*

# LETTERWINNERS

Efforts have been made to make this list as accurate as possible. We will gladly consider any corrections, additions or deletions to this list.

Send to: [SIDmail@gators.ufl.edu](mailto:SIDmail@gators.ufl.edu)  
Attention: Football Lettermen

## A

Abbott, Frederic M.	1970, 71, 72
Abdelnour, Thomas A.	1967, 68, 69
Ackerman, Brady	1990, 91
Adams, Andre E.	1985
Adams, Lawrence H.	1971, 74
Adams, Roger	1944
Adkins, Mitty	1948, 49
Adkins, Robert M.	1974, 77
Agee, Joseph R., III	1969
Ajagbe, Gideon	2011
Alajajian, Nick	2010, 11
Albertson, Arthur	1906
Albury, Charles D.	1968, 69
Alderman, Tom	1906
Alexander, Bennie	1998, 99, 2000, 01
Alford, Lutrell	2007
Allen, Joseph L.	1973, 74, 75
Allen, Richard A.	1956, 57, 59
Allen, Tremayne	1995, 96
Allen, William Theo	1982
Alli, Stephen	2010, 11, 12
Alvarez, Carlos	1969, 70, 71
Amelung, Frank A., Jr	1967, 68, 69
Anderson, Anthony L.	1973, 74
Anderson, B. G.	1920
Anderson, C. A.	1919, 20
Anderson, Charlie "Neal"	1982, 83, 84, 85
Anderson, Eric	1984
Anderson, Jerry D.	1964, 65, 66
Anderson, Kris H.	1971, 72, 73
Anderson, Markihe	2006, 07, 08, 09
Anderson, Myrick R.	1989, 90, 91, 92
Anderson, R. T.	1931
Anderson, Tom	1931
Anderson, W. F.	1925
Andrades, Raphael	2012
Anthony, Reidel	1994, 95, 96
Antwine, Brandon	2006, 08, 09, 10
Archie, Pete	1991, 92
Arfaras, Nicholas I.	1958, 59, 60
Armstrong, Scott W.	1984, 85, 86
Armstrong, Trace	1988
Ash, Terry D.	1970
Atkins, Avery	2005
Augustine, Zephrian	2002, 03, 04
Aust, Clifton E.	1971, 72, 73
Aydt, Timothy E.	1975, 76, 77
Ayers, William	1957, 58

## B

Badeaux, Ernie	1996
Baeszler, Marquis C.	1964, 65, 66
Bagwell, Archie	1940
Bailey, Cory	2001, 02, 03, 04
Baker, Dallas	2003, 04, 05, 06
Baker, Henry	1908, 09
Baker, Jay S.	1985
Baker, P. O.	1916, 19, 20
Baker, Tyrone	1994, 96, 97

Balas, Leonard C.	1950, 51, 52
Baldry, Derek	2007
Baldwin, Gregory S.	1988, 89
Ball, Clinton R.	1973, 74, 75
Ball, Neiron	2010, 12
Barber, John	1942
Barber, Terence B.	1988, 89, 90
Barber, Vernon S.	1973, 74, 75, 76
Barchan, Joseph	1922
Barfield, John W.	1965, 66, 67
Barker, Allie	1931
Barnard, David	1992, 93, 94, 95
Barnes, Donald L.	1952
Barnhart, David L.	1968
Barr, Jimmy D.	1969, 71
Barrett, Donald James	1964, 65, 66
Barrington, Glenn	1942
Barrow, Gregory John	1980
Barrow, John B.	1953, 54, 55, 56
Barrs, Albert	1906
Bartleson, Charles	1908
Bartley, Ephesians	1988, 89, 90, 91
Bartley, Jason	1992, 93, 94, 95
Bartruff, William Owen	1986, 87, 88
Bass, Billy	1952, 53, 54
Bates, James	1993, 94, 95, 96
Batten, Thomas E., Jr	1961, 62
Battista, Julius B.	1938, 39, 40
Battle, Ronnie	1994, 95, 96, 97
Beach, James E.	1948, 49
Beauchamp, Tim	1995, 96, 97
Beaver, James E.	1959, 60, 61
Beavin, Paul T.	1987
Beck, Cecil	1925, 26, 27
Beck, George	1933
Beckman, Lars E.	1964, 65
Beckwith, Jack	1933, 34, 35
Beeler, P. R.	1912
Beemer, Gary	2010
Belden, Douglas R.	1946, 47, 48
Bell, Kerwin D.	1984, 85, 86, 87
Bell, Reed	1944
Bell, Steven	2003
Bell, William R.	1977, 78, 79
Benjamin, Basil	1986
Bennek, William I.	1977, 78
Bennett, Bruce	1963, 64, 65
Bennett, Franklin	1936
Beno, Andy	1939
Benson, James E., Jr	1964, 65, 66
Bentfrou, W.	1921
Berlin, Brock	2000, 01
Bernhard, Drayton	1931, 32, 33
Bernhardt, James T., III	1963, 64
Berry, John J.	1938
Bethea, L. R.	1928, 29, 30
Bie, O. A.	1922
Bilinski, Leo	1933
Billie, Chris	1991, 92, 93, 94
Billiett, Rodney Charles	1982, 83, 84
Billins, Mike V.	1989
Bilyk, Gerald L.	1952, 53, 54
Bishop, Homer	1925
Bishop, Howard	1925, 26, 27
Bishop, Thomas W.	1946, 47
Black, Ahmad	2007, 08, 09, 10
Blackett, Roderick	2007, 08
Blackshear, Cheston	1996, 97, 98, 99

Blair, Richard H.	1957
Blair, Steven S.	1975, 76, 77
Blalock, Jack	1937, 38
Blank, Ralph	1941
Blavi, Richard H.	1957
Blaylock, Andrew	2009
Bludworth, David H.	1961
Boardman, Hollis C.	1971, 72, 73
Boateng, Nyan	2005
Boedy, Robert F.	1972, 73
Bolduc, Norman	1991
Bolton, William O., Jr.	1954, 55, 56
Bond, John S., Jr.	1924
Bond, William B.	1928
Boney, Clark H., Jr.	1955, 56, 57
Bono, Louis	1927, 28
Booker, William E.	1954, 55, 56
Booth, James K.	1971
Borajkiewicz, Joseph L.	1981
Bostic, Jonathan	2009, 10, 11, 12
Bowden, David R.	1972, 73
Bowen, Hunter S.	1969, 70
Bowen, Paul	1994
Bowyer, Ernest J.	1926, 27, 28
Bracken, Andrew J.	1941, 42
Bradley, Victor Andrew	1981
Branch, Harold T.	1948
Brandon, Michael B.	1989, 90, 91
Brannon, C. S.	1917
Brannon, Hill, Jr.	1950, 51, 52
Brantley, John, III	1977, 78
Brantley, John, IV	2008, 09, 10, 11
Brantley, Richard A.	1957, 58, 59
Brantley, Scot E.	1976, 77, 78, 79
Braun, Chris	1993, 94
Bray, H. Thompson	1947, 48
Bretsch, Kenneth P.	1957
Brewer, Rodney L.	1984, 85, 86
Brindise, Noah	1995, 96, 97
Brinson, Larry S.	1973, 74, 75, 76
Brissett, Jacoby	2011, 12
Broadus, Loren A.	1947, 48, 49, 50
Brock, Paul	1936, 37
Brodsky, Joe	1953, 54, 55, 56
Brodsky, Joseph, Jr.	1978
Bromley, Chris R.	1987, 88, 89, 90
Bromley, Philip Eugene, III	1981, 82, 83, 84
Brooks, Hubert E.	1950, 51, 52
Brooks, Nick	2005, 06
Brooks, Rodney Andrew	1978, 80
Brown, Aaron	1948, 49
Brown, Alex	1998, 99, 2000, 01
Brown, Ben	1998, 99, 2001
Brown, Donald E.	1949, 50, 51
Brown, J. Alton	1933, 34, 35
Brown, J. Henry	1984, 85, 86, 87
Brown, Jeremy	2010, 12
Brown, Johnell	1979, 80, 81, 82
Brown, Joseph B.	1964, 65
Brown, Lomas	1981, 82, 83, 84
Brown, Mack	2011, 12
Brown, Merrell R.	1961, 62, 63
Brown, Mike	1990
Brown, Paul	1932
Brown, Ray T.	1952, 53, 54, 55
Brown, Richard	1923, 24, 25
Brown, Teako	1995, 96, 97, 98
Brown, Trell	1977

Brown, Varoly Agusta	1979, 80, 81, 82
Brown, Vernell, Jr.	2002, 03, 04, 05
Brown, Vernell, Sr.	1982, 83, 84, 85
Brown, Wallace	1933, 34
Browne, Richard S.	1971, 72, 73
Browning, Pat	1995, 97
Brumbaugh, Carl	1927, 28
Brumby, Robert	1924
Bryan, Joe	1927, 28
Bryan, Scott	1996, 97, 98
Bryan, William E.	1932, 33
Bryant, G. K.	1925
Bucha, Mike	1938, 39, 40
Buchanan, Richard A.	1969, 70, 71
Buck, Shaw	1931
Buie, A. P.	1910, 11, 12, 13
Bullard, Jonathan	2012
Bullard, Thaddeus	1997, 98, 99, 2000
Bullock, Carlos E.	1933
Bullock, J. R.	1911, 12, 13
Burch, Shannon Leonard	1978, 81
Burden, Gregory H.	1984, 85
Burdgess, Derrick E.	1977, 78
Burford, Robert R.	1954, 55, 56
Burgess, John E.	1952, 53, 54, 55
Burgess, Rick	2009
Burke, William C.	1954
Burnett, John	1925
Burnett, P. H.	1922
Burnett, Webbie D.	1986, 87
Burns, Jack C.	1968, 69, 70
Burroughs, John	1935
Burton, Clay	2011, 12
Burton, Trey	2010, 11, 12
Bushell, Adrian	2009
Bushnell, Byron	1915
Butler, Alvin	2004
Butler, Alvin B.	1972, 73, 74
Butler, Gene	1932
Butler, Lance	2003, 04, 05
Butz, Clyde O.	1959
Byers, Bernarr M.	1968
Byrd, C. Y.	1922
Byrd, Walter O'Neal	1982, 84, 85, 86
Byrge, Earl	1965

## C

Cahill, Leo	1939, 40, 41
Cain, Herbert A.	1976
Cain, Hunter	2005
Cain, John J.	1976
Caldwell, Andre	2003, 04, 06, 07
Caldwell, Reche	1999, 2000, 01
Calhoun, Kelvin	1988
Callahan, Melton V.	1965
Cameron, Glenn S.	1972, 73, 74
Cameron, Jeff	1982
Campbell, David	2012
Campbell, Jayme	1998, 99
Campbell, Mark	1992, 93, 94, 95
Canova, W. F.	1917
Cansler, Dale B.	1958, 59
Capel, John	1998, 99
Cappleman, H.L.	1909, 14
Card, Jack D.	1964, 65, 66
Carey, Craig	1991
Carlisle, Cooper	1996, 97, 98, 99



Carlton, James M.	1952	Coburn, H. Kyle	1977, 78, 79	Cutcliffe, C. Paige	1965, 66	Dixon, Daryl	1999, 2000, 01, 03
Carlton, R. A.	1922	Cochran, James	1949	Czyzewski, Arden	1989, 90, 91	Dixon, Dwayne Keith	1980, 81, 82, 83
Carlton, T. Hoyt	1920, 21	Codrington, Simon	2006			Dixon, Ray C.	1922
Carodine, Miguel	2010	Cody, Ernest	1938	<b>D</b>		Dodd, Frank	1918
Carpenter, Darrell	2003, 04	Coe, Harry	1906	D'Agostino, Joe A.	1951, 52, 53	Dodd, Robert L., Jr.	1960, 61
Carpenter, Darrell F.	1973, 74, 75, 76	Cohen, Joe	2003, 04, 05, 06	D'Aguile, Frank	1942	Doddridge, Rock E.	1970
Carr, Earl	1975, 76, 77	Cohen, Michel	1991, 92	Daniel, Marvin R.	1957	Dodds, Frank	1918
Carr, William C.	1964, 65, 66	Cohens, Willie	1995, 96, 97, 98	Daniels, Dexter	1992, 93, 94, 95	Doe, Dustin	2006, 07, 08, 09
Carroll, Bo	1997, 98, 99, 2000	Cole, Dale M.	1987	Daniels, John	1990	Doel, Duane P.	1970
Carroll, Travis	2000, 01	Cole, John	1964, 65, 66	Daniels, Tracy D.	1985, 87, 88	Doering, Chris	1993, 94, 95
Carte, B. S.	1944, 45, 46	Cole, Marshall	1969, 70	Darby, Alvis R.	1973, 74, 75	Dolfi, Thomas N.	1975
Carter, Deshawn	2002, 04	Cole, Samuel	1948	Daty, Arthur	1922	Doll, Ronald D.	1972
Carter, Kevin	1991, 92, 93, 94	Coleman, Christopher	2009	David, Claude Lee	1950, 51, 52	Donahoo, Thomas M.	1959
Carthon, Ran	2000, 01, 02, 03	Coleman, Robert W.	1968, 69	Davidson, Peter B.	1956, 57, 58	Donigan, Jimbo	1979
Carver, Corlis R.	1947, 48, 49	Coleman, Ronald L.	1976, 78, 80	Davis, Andra	1998, 99, 2000, 01	Dorminey, James Dale	1980, 83, 84
Cary, Stanley	1942	Collins, Chester T., Jr.	1959, 60, 61	Davis, Calvin Jerome	1980, 81	Dorminy, Albert C.	1972
Casares, Richard J.	1951, 52, 53	Collins, Juan L.	1977, 78	Davis, Cameron	1993, 94, 95, 96	Dorsett, Luke M.	1929, 30, 31, 32
Case, Lawrence	1923	Collins, Mo	1995, 96, 97	Davis, Clyde	1924, 25, 26	Dorsey, William J.	1966, 67, 68
Casey, Charles A.	1963, 64, 65	Collins, P. F.	1915, 16	Davis, F. G.	1909, 10, 11	Doty, Arthur E.	1921, 22
Casey, Tate	2004, 05, 06, 08	Collinsworth, A. Cris	1977, 78, 79, 80	Davis, Henry A.	1974, 75, 76	Douglas, Donald R.	1989
Cash, William K.	1960, 61, 62	Colon, Jonathan	2001, 02, 03, 04	Davis, James M.	1984, 85, 86, 87	Douglas, E. Dewayne	1951, 52
Cassidy, Arch W.	1953, 54	Colson, Gordon W.	1964, 65, 66	Davis, Joseph P.	1951	Dowdy, Ronald	2004
Cawen, William	1941	Condon, Thomas F.	1971	Davis, Judd	1992, 93, 94	Dowdy, William E.	1969, 70, 71
Cawthon, Rainey	1927, 28, 29	Connell, H. R.	1917, 18, 19	Davis, Nelson P.	1937	Dowling, Ham	1915
Chambers, Derrick	1997, 98, 99, 2000	Conover, William L.	1978	Davis, Reggie	1998, 99	Downie, Charles V. "Pepper"	1982, 83, 84
Champlon, Ralph	1925	Conrad, Gene G.	1970, 71	Davis, Robert G.	1952, 53, 54	Downs, Bobby C.	1966, 67
Chandler, Don G.	1954, 55	Cook, Kendall	1992, 93	Davis, Robert S.	1973	Drew, Douglas Edward	1980, 81, 82, 83
Chandler, Jeff	1998, 99, 2000, 01	Coons, John D.	1966, 67	Davis, Sam F.	1931, 32, 33	Drew, Horace	1945
Chandler, Wesley S.	1974, 75, 76, 77	Cooper, Collins	1996, 97, 98	Davis, Tony	1992, 93	Driggers, R.	1920
Chaplin, Charlie	1930	Cooper, Riley	2006, 07, 08, 09	Davis, Torrey	2007, 08	Driskel, Jeff	2011, 12
Chaplin, James	1924, 25, 26	Corbett, Roy	1906, 07, 08	Davis, Torrey	2007, 08	DuBose, Dewayne	2001
Chapman, Howard G.	1952, 53	Corker, Derrick	1999	Dawson, Jeffery T.	1985, 86	DuBose, Ernie	1995, 96
Charles, Taurean	2003	Corlew, Reginald R.	1984, 85, 86, 87	Day, Jeffrey T.	1988	DuBose, Jimmy D.	1973, 74, 75
Charles, William	1932	Cornelius, Jemalle	2003, 04, 05, 06	Deal, Aaron	1999, 2000	Dudley, Craig	1997, 99
Charlton, Clifford T.	1984, 85, 86, 87	Cornwall, Sam	1923, 24	Deal, Don Lee	1958, 59, 60	Duhart, Paul	1942
Chase, L. C.	1922	Corry, William W.	1940, 41, 42	Dean, Charlie	1990, 91, 92, 93	Duhart, Thomas	1984, 85
Chase, W. W.	1933, 34, 35	Council, Keith	1994, 95, 96	Dean, George R.	1966, 67, 68	Dunbar, Quinton	2011, 12
Cheney, Andrew B.	1969, 70, 71	Cowans, Alvin J.	1973, 74, 75, 76	Dean, Jason	1994, 95, 96	Duncan, Fred H.	1921, 22
Cherry, H. Spurgeon	1930, 31	Cowen, J. William	1939, 40, 41	Dean, Terry	1991, 92, 93, 94	Duncan, Monty	1990, 91, 92, 93
Chesser, Joe E.	1945, 46, 47	Cowsert, I. T.	1914	Dean, Thomas F.	1960, 61	Dunlap, Carlos	2007, 08, 09
Chester, Ed	1995, 96, 97, 98	Cox, Abner	1935	Dearing, William H.	1952, 53	Dunn, E. McAuley, Jr.	1961
Chorniewy, Thomas F.	1973	Cox, Asa J.	1957, 58, 59	Debose, Andre	2010, 11, 12	Dunn, Henry H., Jr.	1969
Christian, Floyd	1934, 35, 36	Cox, John O'Neal	1921	Dedge, Al	1929	Dunn, James H.	1956, 57, 58
Christian, Floyd T., Jr	1966, 67, 68	Cox, John O'Neal, Jr.	1948, 49	Dee, Steven	1991	Dupree, L. B., Jr.	1945
Christian, Gerald	2010	Crabtree, Clyde	1927, 28, 29	Degory, Michael	2002, 03, 04, 05	Dupree, Lawrence W.	1962, 63, 64
Christie, W. M.	1912	Crabtree, John M.	1937, 38	Deitz, Mike	1994	Dupree, Michael D.	1976, 77, 78
Christy, Kyle	2011, 12	Crawford, Jeff	1961	DeLaney, Paul	1937	Durden, John P.	1988, 89
Church, Johnie	1992, 93, 94, 95	Creveling, Jeff	2001	DeLaTorre, Stephen J.	1952, 53, 54, 55	Durance, Thomas L.	1969, 70, 71
Cianci, Tony	1939, 40, 41	Criswell, Ray Allen	1982, 83, 84, 85	Delloff, Donald	1927	Dutton, W. Conrad	1946, 47
Cimock, Shane	2005	Crofoot, John	2010, 11, 12	Delloff, Willie	1926, 27, 28	Duven, Gary G.	1966, 67, 68
Clark, Carroll H., Jr.	1969, 70, 71	Crofoot, Kyle	2012	Demps, Jeff	2008, 09, 10, 11	Dyal, Lawrence E.	1952
Clark, Michael Hugh	1978, 80	Cromartie, Robert	1998, 99, 2000, 02	Dempsey, James F.	1946, 47, 48, 49	Dye, Dewey	1918
Clark, Randy Charles	1981, 82, 83	Cross, William I.	1976	Dennis, Guy D.	1966, 67, 68	Dyer, James A.	1944, 45
Clark, Ray I.	1987	Crouch, Gantt	1990, 91, 92, 93	Dent, John C.	1961, 62, 63		
Clark, Robert	2010	Crowder, Channing	2003, 04	DeVane, O. C.	1915, 16, 19		
Clark, Brian Matthew	1979, 80, 81	Crum, Brian	2004, 05, 06	Deveaux, Jamall	2007, 08		
Clarke, Hagood, III	1961, 62, 63	Culler, John	1931	Dewell, John	1937		
Clemons, Gordon	1917, 18, 19	Culpepper, I. Blair	1957, 58	Dewitt, Barry G.	1986		
Clemons, Justin	1926, 27, 28	Culpepper, J. Broward "Brad"	1988, 89, 90, 91	Diamond, Gregg	1990, 91		
Clemons, W. N.	1928, 29, 30	Culpepper, Philip B.	1960, 61, 62	Dickens, Gerold Devan	1983, 84, 85, 87		
Cleveland, Gregory Leon	1982, 83, 85	Cummings, Robert C.	1951	Dickert, Mark	1980		
Cliett, Gary	1964, 65	Cummings, Rowland	1983, 84, 85	Dickey, Donald B.	1975, 76		
Clifford, John J.	1970, 71, 72	Cummins, John R.	1951	Dickey, Douglas A.	1951, 52, 53		
Clifford, Thomas A.	1973, 74, 75	Cummins, Richard	1951	Dickey, Gavin	2004, 05		
Clifton, William	1962	Cunningham, Jermaine	2007, 08, 09	Didio, Nick	1964, 65, 66		
Cline, James L.	1974, 75, 76, 77	Curry, Ivory	1980, 81, 82	Dilts, Russell, J.	1958, 59		
Coarsey, J. M.	1911, 12, 13	Curtis, John	2007	Dingman, Virgil	1945		
Cobbe, Charles T.	1932	Curtis, Reid A.	1932	Dixon, Cal	1988, 89, 90, 91		

## LETTERWINNERS

Edwards, Lorenzo	2008, 09, 10
Eggerton, D. C.	1909, 10
Elam, Matt	2010, 11, 12
Ellenburg, James S.	1958, 59
Eller, Paul	1938, 39, 40, 41
Ellis, Brent C.	1987, 88, 89, 90
Ellis, Gary Richard	1982, 83, 84
Ellis, Kennard	2000, 01
Ellis, Tracy	1988
Ellison, Melvin Alan	1982, 83, 84
Ellison, Sandy	1969
Ely, Mark M.	1967, 68, 69
Ely, Stephen	1968
Embry, W. E.	1914, 15
Emmelhainz, Allen E.	1931
Enclade, Ronald	1974, 75, 76, 78
Entzminger, Percy	1941
Entzminger, Wade D.	1961, 62
Eppert, Kenneth	1934, 35
Epps, Troy	2009
Estopinan, Javier	2004, 06, 07, 08
Evans, Frank	1923
Evans, James H.	1941
Evans, Jerome	1994, 95, 96
Evans, John	1937
Evans, Josh	2009, 10, 11, 12
Everett, Earl	2003, 04, 05, 06
Everett, Tre	1990, 91, 92
Ewaldsen, Paul H.	1965, 66, 67
Ewell, Cecil D., Jr.	1960, 61
Ewing, Steven R.	1986, 87

<b>F</b>	
Fain, Richard A.	1987, 88, 89, 90
Fair, Warren	1957
Fairbanks, John	2008, 09, 10
Faix, John W.	1968, 70, 71
Fannin, David E.	1958, 59
Farmer, Henry B., Jr.	1961, 62
Farrior, J. R., Jr.	1913, 14, 15, 16
Farrior, Matt	2000, 01, 02, 03
Fason, Ciatrick	2002, 03, 04
Faulkner, Christopher	1979, 80, 81, 82
Favata, John J.	1945
Fayson, Jarred	2006, 07
Feiber, John K.	1964, 65
Ferdinand, Lester	1992
Ferguson, Dwayne M.	1986
Ferguson, Forest	1939, 40, 41
Ferguson, Joseph	1997, 98
Ferguson, McDonald	1994, 95, 96
Fernald, G. F.	1917
Ferrazzi, S. W.	1931, 32, 33
Ferrigno, Carmen	1939, 40, 41
Ferris, Drew	2011
Field, Michael S.	1970
Fields, Charles	1942, 46, 47
Fields, Wayne G.	1972, 73, 74, 75
Fike, Dan C., Jr.	1979, 80, 81, 82
Filley, Chad	1998
Finley, Dee	2009
Fiorillo, William S.	1978
Fisher, Brian	1992
Fisher, James D.	1974, 75, 76
Fisher, Robin Lynn	1979, 80, 81
Fleming, Charles	1933
Fleming, Dennis W.	1976

Fleming, Don	1956, 57, 58
Fleming, Nick	2005
Fleming, Reid	2000, 01, 02, 03
Flournoy, Melvin A.	1976, 77
Flowers, Robert J.	1950, 51
Floyd, John P.	1974
Floyd, Sharrif	2010, 11, 12
Foldberg, Henry C.	1971, 72, 73
Forbes, Robert G.	1944, 46, 47
Force, Wilbur H.	1947
Ford, Herbert G.	1920
Forrester, David D.	1975, 76, 77
Forrester, Dennis D.	1975, 76, 77
Forsyth, Don	1931
Foster, R. E., III	1968
Fountain, Johnny	1931
Fowler, Dante, Jr.	2012
Fox, Brian	1990, 91
Foy, Terrence	1993
Francis, John David	1985, 86, 88, 89
Franco, Richard J.	1969, 70, 71
Franklin, Jim	1991
Fraser, Ryan Taylor	1980, 81, 82
Frazier, Daryl	1993
Frazier, Edward E.	1987
Frazier, Rod	1997, 98, 99, 2000
Freeman, H. E.	1914
Freeman, Judson	1934
Freeman, Kevin	1991, 92, 93, 94
Freeman, Wilson	1938
French, James	1949, 50, 51
Fritze, Andrew	2008
Fromang, Vernon B.	1976
Fuller, A. H.	1914, 15, 16, 17
Fuller, Tom	1927
Fuller, William L.	1970, 71

<b>G</b>	
G'Francisco, Mark Anthony	1983
Gaffney, Derrick T.	1975, 76, 77
Gaffney, Donald G.	1973, 74, 75
Gaffney, Jabar	2000, 01
Gaffney, Johnny Anthony	1980
Gaffney, Warren B.	1975, 76, 78
Gagner, Larry	1963, 64, 65
Gailey, Thomas C.	1971, 72, 73
Gaines, William	1990, 91, 93
Gainey, James Preston	1981, 82
Gaisford, William J.	1967, 68
Gallon, Russell Alvin	1981, 82
Galloway, David Lawrence	1977, 79, 80, 81
Galloway, Harold	1978
Garcia, Pete	1980
Gardner, Alex	1947, 48, 49
Gardner, Earl	1936
Gardner, Gordon	1937, 38
Garland, Samuel Albert	1983, 84, 85
Garrett, Curtis Lamar	1980
Gatlin, S. Todd	1984, 86, 87, 88
Geiger, Carey H.	1971, 72, 73
George, Leonard	1970, 71, 72
George, Leroy Joseph	1985
George, Tony	1995, 96, 97, 98
Gerber, Myron	1949
Gerzina, Jack Robert	1983, 84, 85
Getzen, James G.	1970
Ghesquiere, G. D., Jr.	1967, 68, 69

Gholsen, Davis	1942
Giannamore, Lawrin F.	1957, 58, 59
Gibbs, W. W.	1906, 07, 08
Gilbert, John W.	1946, 47, 48
Gilbert, Lewis H., Jr.	1975, 76, 77
Gilbert, Marcus	2007, 08, 09, 10
Gilbert, Robert W.	1946
Giles, Donald R.	1958
Gill, Charles W., Jr.	1960
Gillespie, Robert	1998, 99, 2000, 01
Gilliam, Fendrid "Sonny"	1979, 80, 81, 83
Gillslee, Mike	2009, 10, 11, 12
Gilmartin, W. H., Jr.	1944, 45
Gilmore, Michael	1991, 92, 93, 94
Gingelecki, Greg	1993
Giordano, Donald M.	1965, 66, 67
Glenn, Kevin	1991
Glenn, Thomas E.	1967
Glover, Dwayne M.	1985, 86, 87
Godwin, Russell	1948, 49
Goff, Clark	1937, 38, 39
Golden, Ben	1936
Golden, Dean	1991, 92, 93, 94
Golden, Timothy George	1978, 79, 80
Goldstein, Goldy	1923, 24, 25
Goldstein, Mark	1926, 27
Golsby, Jack K.	1914, 15, 16, 19
Gooch, Vannez	1999, 2000
Good, Joseph Earl	1983
Good, Tim	1972
Goodbread, Royce	1927, 28, 29
Goodman, Donald E.	1959, 60, 61
Goodyear, E. D.	1931, 32, 33
Gordon, Raji B.	1987
Gorman, Jabari	2011, 12
Gould, Octavius D.	1986
Gowland, Jan E.	1970, 71, 72
Graddy, Rod	1997, 98
Graham, Earnest	1999, 2000, 01, 02
Graham, Joe G.	1941, 42, 44
Graham, Otto	2005
Gramling, Donnie L.	1968
Grandison, Greg D.	1989
Grandoff, Bert	1928
Grandy, Stuart G.	1964, 65, 66
Graves, Homer E.	1958, 59
Gravlee, Russ	1999
Grebe, Daniel E.	1976
Green, Bobby Joe	1958, 59
Green, Chaz	2011, 12
Green, Jacques	1995, 96, 97
Green, Kaye C.	1954, 55
Green, Napoleon, Jr.	1976, 77
Green, Reggie	1992, 93, 94, 95
Green, Samuel L.	1972, 73, 74, 75
Green, Tom	1925, 26
Green, Tony E.	1974, 75, 76, 77
Green, William	2008, 09, 10, 11
Green, Willie	2001, 02
Greene, Harry	1928, 29
Gregory, Leo	1933
Gregory, Thomas R.	1960, 61
Grievous, Chris	1979
Griffeth, James K., Jr.	1975
Griffin, Bill	2003, 04
Griffin, H. H.	1946, 47, 48, 49
Griffin, James	1962
Griffin, Skil	1964

Griffith, Casey	2002, 03, 04
Griffith, Clinton D., Jr.	1972, 73, 74
Griffith, Todd W., Jr.	1967, 68, 69
Grossman, Rex	2000, 01, 02
Groves, Cecil Timothy	1978, 79, 80
Groves, Fletcher	1944, 46, 47, 48
Grow, Monty R.	1989, 90, 92, 93
Gruetzmacher, Robert	1947, 48, 49
Guerro, Anthony	2004
Guido, Christopher	2010, 12
Guido, Michael F.	1977
Gunn, Errett F.	1921, 22
Gunn, W. W.	1919, 20
Gunter, William B.	1971
Gunter, William J.	1989, 91, 92
Gurkin, Van M.	1970
Gurley, Buck	1997, 98, 99, 2000
Guziec, Doug	2005

## H

Hackney, Robert R.	1972
Haddock, Thomas E.	1952, 53
Haden, Joe	2007, 08, 09
Hadley, James F.	1968, 69
Hagberg, Fred	1996, 97
Hager, Teddy C.	1968, 69, 70
Haines, Webber	1929
Halapio, Jon	2010, 11, 12
Hall, Brady	1945
Hall, H. E.	1917
Hall, James E., Jr.	1962, 63, 64
Hall, Joe	1930
Hall, John L., Jr.	1950, 51, 52
Hall, Kenneth	1944
Hambrick, Darren	1993, 94
Hamilton, Elton C.	1955
Hamilton, Kenneth	1944, 45
Hammock, John E.	1951, 52
Hammock, Mac	1953, 54
Hammond, Frankie, Jr.	2009, 10, 11, 12
Hampton, Lorenzo Timothy	1981, 82, 83, 84
Hancock, A. Roy	1910, 13, 14
Hancock, Frank	1934
Hand, Randy	2002, 03, 04, 05
Handcock, Tom	1906
Hanks, Ben	1992, 93, 94, 95
Hanna, E. B.	1939
Hansenbauer, Edward P.	1941, 42
Harden, M. C.	1945
Hardmon, Byron	1999, 2000, 01, 02
Hardwick, Joe	1936
Harlow, Joseph G.	1970, 72
Harper, Jack R.	1964, 65, 66
Harrell, James C.	1977, 78
Harrell, Robert S.	1969, 70, 71
Harris, Mike	1994, 95, 96, 97
Harris, Roy Elliott	1981, 82, 83
Harris, Steven	2003, 04, 05, 06
Harris, Travis	2000, 02, 03, 04
Harrison, John B.	1941
Harrison, Jonotthan	2010, 11, 12
Harrison, P.J.	1993, 94, 95
Harrison, Thomas	1939, 40, 41
Harry, Cadillac	1925
Harvey, Derrick	2005, 06, 07
Harvin, Percy	2006, 07, 08
Hassett, Buswell	1937

Haston, Henry	1991, 92	Hogan, Fred	1945	Jackson, R. B.	1964, 65	<b>K</b>	
Hatch, Charles E.	1976, 77, 78, 79	Hokenstad, Lloyd	1922	Jackson, Spencer	1979, 80, 81, 82	Kalamaras, Jimmy S.	1979, 80, 81, 82
Hatch, Donald J.	1952, 53, 54	Holcombe, Eric	2003, 04	Jackson, Terrell	1990, 91	Kalich, Ryan	1996, 97, 98, 99
Hatch, Lawrence	1991, 92	Holland, Walter S.	1960, 61, 62	Jackson, Terry	1995, 96, 97, 98	Kane, Bobby	2008
Hatcher, Edmund "Brad"	1988, 89	Holliday, Cade	2006, 07, 08, 09	Jackson, Willie B.	1970, 71, 72	Kanter, Jeffrey D.	1975, 76, 77
Hatcher, F.	1916	Holmes, Terrence	2003, 04, 05	Jackson, Willie Jr.	1991, 92, 93	Kaplan, Phillip	1942
Haugabrook, Brian	1999, 2000, 01	Hontas, Mark J.	1972	Jacobs, Damien	2012	Karaphillis, Mike J.	1953
Haughton, Mal	1906, 07, 08	Hood, Charles H.	1970	Jacobs, Taylor	1999, 2000, 01, 02	Karim, Nafis	1995, 96, 97, 98
Hausenbauer, E. P.	1942	Hood, William K.	1958, 59, 60	Jacobsen, Edward P.	1977	Katz, Jack	1962, 63, 64
Hawkins, Joe	1948	Hoover, Robert R.	1960, 61, 62	James, Brandon	2006, 07, 08, 09	Kearley, David	2000, 01
Hawkins, Robert A.	1958, 59	Horner, Ray	1939, 40	James, J. Wilbur	1928, 29	Kearse, Jevon	1996, 97, 98
Haygood, Attice C.	1952, 53, 54	Hornsby, Jamar	2007	James, James A.	1949	Keefe, Lawrence	1981, 82
Hayman, W. P.	1917	Horse, James F., Jr.	1942	James, John W., Jr.	1970, 71	Keller, Greg A.	1989, 90, 92, 93
Hazelwood, Harold	1948, 49	Horvath, Robert D.	1949	James, Vernon L.	1976, 77, 78	Kelley, James M.	1968, 69, 70
Healey, Michael J.	1967, 68	Hosack, Robert L.	1961, 62	Jamison, W. K.	1942, 46	Kelley, Tommy R.	1960, 61, 62
Heard, Danny	2001	Hough, Wallace Oliver, Jr.	1978, 79, 80	Jenkins, Janoris	2008, 09, 10	Kellom, Douglas Lee	1980
Heckman, Velles A.	1956, 57, 58	Houghtaling, Doc	1913	Jenkins, Jelani	2010, 11, 12	Kelly, Mikey	1950, 52, 53
Heidt, William S.	1964, 65, 66	Houser, M. S.	1928, 29	Jenkins, Joe P.	1935	Kelly, T. Paine, Jr.	1931, 32
Heiner, Webber	1929	Houston, Harrison	1990, 91, 92, 93	Jenkins, Moses	2007, 08, 09, 10, 11	Kelly, William J.	1970
Helton, Charles K.	1967, 68, 69	Houston, Hubert	1939, 40	Jetter, Brian L.	1965, 66, 67	Kelman, Ralph	1938, 39
Henderson, Jack	1933	Howard	1909	Johns, Edwin E.	1957	Kelsey, Keith	1996, 97, 98, 99
Henderson, Joseph	1983	Howard, Jaye	2008, 09, 10, 11	Johnson, Alonzo	1981, 83, 84, 85	Kendrick, Larry	2001
Henderson, W. B.	1913, 14, 15, 16	Howell, E. G.	1938	Johnson, Carl	2007, 08, 09, 10	Kendrick, Preston	1972, 73, 74
Hendricks, Ray	1944	Howell, W. E.	1937, 38	Johnson, Chris	2011, 12	Kendrick, Vincent	1971, 72, 73
Hendricks, T. M.	1936	Hoye, Francis O. "Chip"	1964, 65	Johnson, David J.	1977, 78	Kennedy, Jeremy	1992
Henry, Chas	2007, 08, 09, 10	Hudson, William D.	1957, 58, 59	Johnson, Doug	1996, 97, 98, 99	Kennedy, Larry	1991, 92, 93, 94
Henry, Robert	1942	Huerta, Marcelino	1947, 48, 49	Johnson, E. Julian, Jr.	1965	Kennedy, Robert A.	1955
Hergert, Joseph M.	1956, 57, 58	Huggins, Floyd	1950, 51	Johnson, Ellis	1991, 92, 93, 94	Kennell, Thomas H.	1969
Hernandez, Aaron	2007, 08, 09	Hughes, Carlisle	1934, 35	Johnson, Eric	1994	Kenner, David	2004
Herndon, Mark	2012	Hughes, Jimmie E.	1931, 32, 33	Johnson, Fal L.	1947, 48, 49	Kensler, Richard B.	1970, 71
Herring, Jarvis	2002, 03, 04, 05	Hull, Milton	1939, 40, 41	Johnson, James W.	1978	Ker, Crawford Francis	1983, 84
Hester, Grant	1944	Humphries, D.J.	2012	Johnson, John W.	1956, 57	Kerr, Mike A.	1989
Hester, H.S.	1911, 12, 13	Hungerbuhler, Tom J.	1966, 67	Johnson, Kedric	2010, 11	Kicliter, Harry J.	1935, 36
Hetland, Chris	2005, 06	Hunsinger, Charles R.	1946, 47, 48, 49	Johnson, Kevin	1993, 94, 95	Kiefer, Steven R.	1976
Hewitt, Thomas	1996, 97, 98	Hunt, John Stephen	1981, 82, 83	Johnson, Leslie	1910	Kight, Kelvin	2000, 01, 02, 03
Hewko, Alex Robert	1980	Hunter, Daniel M.	1950, 51, 52, 53	Johnson, Philip J.	1989	Kiley, James M.	1968, 69
Hewko, Eric	1976	Hunter, Omar	2009, 10, 11, 12	Johnson, R. G.	1910	King, Adam	2001
Hewko, Robert Todd	1980, 81, 82	Hurbanis, Matt	1991, 92	Johnson, Robert F.	1938	King, Mark	1971
Hewlett, Robert F.	1951	Hurm, Mark	1981, 82, 83	Johnson, Samuel	2010	King, Roswell	1911
Hickenlooper, Walter A.	1960, 61, 62	Hurse, William D.	1952	Johnson, Thomas W.	1989	King, Sylvester	1975, 76, 77
Hickland, A. J.	1933, 34, 35	Hurt, Maurice	2007, 08, 09, 10	Johnson, Todd	1999, 2000, 01, 02	King, William C.	1950, 51, 52
Hicks, Brandon	2007, 08, 09, 10	Hutcherson, Dale L.	1969, 70, 71	Johnston, Kent	1906	Kinney, Erron	1996, 97, 98, 99
Hicks, Dashwood	1928, 29	Hutchinson, Scott R.	1974, 75, 76, 77	Johnston, Pat	1906	Kirchner, Clarence	1927
Hicks, Donald H.	1955, 56, 57			Joiner, Tony	2004, 05, 06, 07	Kirk, Dick	1963, 64, 65
Hicks, Louis E.	1961			Jones, A.J.	1941, 42	Kirk, James	1906
Hiers, Brad	2008			Jones, A.J.	2007, 08, 09, 10	Kirkpatrick, Kirk	1987, 88, 89, 90
Higgins, Tim	2006			Jones, Alton Marcus	1981, 82	Kirkpatrick, Wesley	1958, 59, 60, 61
Hill, Aubrey	1991, 92, 93, 94	<b>I</b>		Jones, Anthony "Tony"	1986, 87, 88, 89	Kissenberth, Andy	1992
Hill, Buster E.	1954	Iannarelli, Ronald J.	1972	Jones, C. Jerome	1961, 62, 63	Kitchens, Darrin	2010, 11, 12
Hill, Michael	2004	Ihrig, Elmer	1925	Jones, Edgar C.	1923, 24, 25	Klickovick, Walter	1941
Hill, O'Neal	1942	Ijjas, Joey	2006, 07	Jones, Eugene Van	1979, 81	Klutka, Nick	1940, 41, 42
Hill, Reynaldo	2003, 04	Infante, Gelindo	1960, 61, 62	Jones, Jackie D.	1959	Knapp, Donald O.	1964, 65, 66
Hill, Will	2008, 09, 10	Ingram, Cornelius	2006, 07, 08	Jones, James L.	1985	Knight, Ricky S.	1984, 85
Hillard, Tommy	2000	Ingrassia, Anthony	1993, 94	Jones, James R.	1979, 80, 81, 82	Knight, Robert V.	1950, 51, 54
Hilliard, Ike	1994, 95, 96	Ismail, Hesham	1988, 89, 90, 91	Jones, Jesse D.	1934	Knight, William Kyle	1980, 81, 82
Hines, Omarius	2009, 10, 11, 12	Ives, Thomas W.	1952	Jones, John	2008	Knowles, Hanford	1949
Hinson, William Dewayne	1982, 83, 84	Ivey, R. H.	1935, 36	Jones, Leroy	1991, 92	Kochevar, Matt	1992
Hinton, Dozyier	1976, 78	<b>J</b>		Jones, Matt	2012	Kocsis, Frank	1936, 37, 36
Hiott, George Earl	1985	Jackson, Chad	2003, 04, 05	Jones, Richard E., III	1961, 62	Koehne, Kyle	2010, 11, 12
Hipp, Brian	1968	Jackson, Darrell	1997, 98, 99	Jones, Rodney U.	1984, 85, 86	Konesty, Floyd	1940, 41, 42
Hires, Leon	1999, 2000	Jackson, Demetric	1993, 94, 95, 96	Jones, Roger D.	1977, 78	Korff, Mark C.	1983, 84
Hitchcock, David P.	1971, 72, 73	Jackson, Dwight	2000, 01, 02	Jones, Vince	1979, 82, 83	Korn, Josh	1998
Hobbs, Corey	2008, 09	Jackson, Elliott "Jack"	1992, 93, 94	Jonsson, Eric	1999, 2000	Kovak, Brian	1994
Hobbs, Harry M.	1945, 46	Jackson, Fernando C.	1980, 81, 82	Jordan, Jimmy A.	1964	Krecjeir, Charles	1936, 37
Hobbs, Russell D.	1944	Jackson, James	1949, 50	Jorgensen, David	1999, 2000, 01, 02	Kreis, James D.	1977, 78
Hodges, Eric N.	1985, 86	Jackson, Kyle	2004, 05, 06, 07	Joyer, Hunter	2011, 12	Kresser, Eric	1993, 94, 95
Hodges, G. H.	1920, 21	Jackson, Matt	2000, 01, 02, 03	Jumper, Arlen N.	1951, 52	Kruger, Joel	1966, 67, 68
Hoffman, Robert H.	1985						

## LETTERWINNERS

Kruse, Kim P.	1973
Kurzu, Robert Wayne	1981, 83
Kuss, Ferdinand	1945
Kynes, James H.	1972, 73, 74
Kynes, James W., Jr.	1946, 47, 48, 49
Kynes, Matt	2005
Kynes, William L.	1975, 76

<b>L</b>	
Lacer, John B.	1971, 72, 73
Laczko, Kevin	1990
LaFavor, Tron	1999, 2000, 01, 02
Lager, Willie	1962, 63
Lake, Eddie	1992, 93, 94
Lamar, Johnny	2001, 02, 03
Lamb, Doug	1966
Lamberth, Jason G.	1986, 87
Lance, Robert F.	1954, 55
Landry, John Adelard	1982
Lane, Benny	1939, 40, 41
Lane, Julian	1934, 35, 36
Lane, Thomas	1932, 33
Lang, Broughton Keith	1981, 82, 83
Lang, William James	1986, 87, 88
Langelier, Kirby	1991
LaPete, Frank L.	1974, 75
LaPradd, Charles W.	1950, 51, 52
Lasky, Francis J.	1962, 63
Lasky, Robert F.	1986
Lasmis, H. E.	1917
Latsko, Billy	2003, 04, 06
Latsko, William	1940, 41, 42
Laurent, Eugene	1936
Lavin, Charles G.	1933
Lawler, S. W., Jr.	1911, 12
Lawless, Richard B.	1972, 73, 74
Lawrence, Raymond Eugene, Jr.	1980
Lay, Kris	1991
Leach, Matt	2001, 02, 03, 04
Leak, Chris	2003, 04, 05, 06
LeCount, Terry	1975, 76, 77
Lee, Darrell	2000, 01, 02, 03
Lee, Eugene O.	1942
Lee, Herbert C.	1957
Lee, William L., Jr.	1969
Lemmens, Duke	2007, 08, 09, 10
Lemon, Samuel	1976
Lenard, Gary W.	1976, 77
Lenfesty, Sidney G.	1933
Lennon, Steve M.	1985
Leon, Anthony Thomas	1988
Leonard, A.C.	2011
Lerner, David	2011
Lescano, Pepe J.	1987
Lewis, Demetrius	1996, 97, 98, 99
Lewis, Lazarous	1947, 48, 49
Lewis, Reggie	2003, 04, 05, 06
Libertore, L. P., Jr.	1960, 61, 62
Lightbown, Lynn E.	1937, 38
Lightsey, Spec	1923, 24
Lilly, Robert Anthony	1980, 81, 82, 83
Lingard, Howard	2003
Link, Art	1997
Litherland, C. J.	1931
Little, David Lamar	1977, 78, 79, 80
Lively, Jonathan	2001
Livingston, Archibald	1925

Lockett, Thomas E.	1984, 85
Lockhart, Welton P.	1953, 54
Loden, Steve P.	1986, 87
Logan, Kevin R.	1974, 75
Lomack, Tony	1986, 87, 88, 89
Long, Buford E.	1950, 51, 52
Loomis, H. E.	1917
Loper, Gerald C.	1973, 74, 75
Lorenzo, Frank M.	1946, 47, 48, 49
Lotspiech, A. A.	1913, 14, 15
Lott, Anthonie	1993, 94, 95, 96
Lowe, Pat	1994
Lowman, Kenneth	1978
Lucas, Leonard LaVann	1971
Lucey, Don T.	1958, 59
Luckie, Dock	1977, 78, 79, 80
Luczko, George	1975
Lyle, Robert T., Jr.	1962, 63, 64

<b>M</b>	
MacBeth, Jon L.	1958, 59, 60
MacInnes, Henry A.	1984
Mack, Joe	1939, 40, 41
Mack, Sam H.	1961, 62
Mack, Stephon	1989, 90
MacLean, Sydney W.	1962, 63, 64
Madigan, James	1932
Madison, W.	1918
Maggio, Phillip J.	1965, 66
Mahood, Jack	1965, 66
Maliska, Paul W.	1967, 68, 69
Mallory, LeRoy T.	1971
Malone, Kedra	1990, 92, 93, 94
Maloy, Bruce L.	1985
Mangus, George	1991
Mann, Thomas D.	1967, 68
Manning, C. W.	1910
Manning, Charles H.	1952, 53, 54
Manning, Ed, Jr.	1936, 37, 38
Manry, Daniel S., Jr.	1965
Manson, Markus	2005, 06, 07
Manuel, Marquand	1998, 99, 2000, 01
Marks, Chuck	1999
Marsh, Lawrence	2007, 08, 09, 10
Marshall, A. P.	1917
Marshall, Scott R.	1981, 82, 83
Marshall, Wilber B.	1980, 81, 82, 83
Martin, Bruce	1945
Martin, Hubert B., Jr.	1952, 53, 54, 55
Martin, Ingle	2002, 03
Martin, Richard C.	1953, 54
Massey, James Dorsey	1983, 84, 86, 87
Matheny, Charles	1933, 35
Matthews, Jack	1923
Matthews, Lynn	1963, 64, 65
Matthews, Shane	1990, 91, 92
May, Aurist	1951, 52, 53
May, Jon M.	1956
Mayberry, Walter	1935, 36, 37
Maynard, Jack	1937
Maynard, Zollie	1934, 35
Maynor, James M.	1974, 75, 76
McAndrew, James B.	1986, 87
McAnley, Herbert	1933, 35
McBride, William A.	1968
McCall, Wayne C.	1965, 66, 67
McCallister, Frederick M.	1980, 81, 82, 83

McCann, George H.	1967, 68
McCarron, Pat	1965, 66
McCarthy, Frank Allen	1982, 84, 85, 86
McCarty, John	1936
McCaslin, Eugene	1996, 97, 98, 99
McClellan, Broward	1930, 31
McClendon, Willie A.	1988, 89, 90, 91
McClure, James	1957
McCollum, Jermaine	2003, 04, 05, 06
McCollum, Tremaine	2004, 05, 06
McCord, Guyte	1906
McCorkle, Sam	1993, 94, 95
McCoun, Joseph C.	1971, 72, 73
McCoun, Matt	1997, 98, 99, 2000
McCoy, Tony B.	1987, 88, 91
McCray, Daniel W.	1971
McCray, Bobby	2001, 02, 03
McCray, Lerentee	2008, 10, 11, 12
McCray, Xavier	1994, 95, 96
McCullough, Todd	2001, 02, 04, 05
McDaniel, Ray	1939
McDonald, Carroll W.	1949, 50, 51
McDonald, Ray	2003, 04, 05, 06
McDonald, Raymondo	1982, 83, 84, 85
McEwen, J. Milton	1928, 29, 30
McGhee, Warren	1937
McGinty, Robert F.	1986, 87
McGonigal, Elroy E.	1956
McGowan, William A.	1950, 51
McGrady, Willie J.	1987, 88
McGrew, Reggie	1996, 97, 98
McGriff, Lee C.	1972, 73, 74
McGriff, Mark C.	1986, 87, 88
McGriff, Perry C., Jr.	1958, 59
McGriff, Travis	1995, 96, 97, 98
McIntosh, David	1967
McIver, Larry L.	1954
McKeel, Frederick G.	1964, 66, 67
McKeever, Juan Devito	1980, 81, 82, 83
McKinnon, Kevin	1999, 2000
McLean, Cecil	1932
McLean, Kenneth	1944
McLellan, Jason	1988
McMillan, Clint	2004, 05, 06, 07
McMillan, R. Wendell	1970
McMillan, Red	1908
McMillian, Henry	1992, 93, 94
McNabb, Dexter E.	1988, 89, 90, 91
McNeal, Raymond	1941
McNeely, Michael	2011
McRae, W. A.	1928, 29, 30
McRae, Walter A., Jr.	1941, 42
McTague, Joseph	1982
McTheny, Guy C.	1967, 68, 69
Medder, Carlton	2005, 06, 07
Medigan, James	1932
Medved, George P.	1953
Meisch, Edmond	1920
Merrin, George	1925, 26
Merrin, J. F.	1919, 20, 21
Merrin, Joe	1923, 24
Merritt, G.	1912
Meyers, Glenn S.	1981
Mickell, Darren	1990, 91
Midden, Mark B.	1977, 78
Midden, Ray E.	1955, 56, 57
Middlekauff, Walter	1933, 34, 35

Middlekauff, William	1923, 24, 27
Milby, Robert V.	1958, 59
Miles, Carlton	1989, 90, 91, 92
Miller, Drew	2004, 05, 06, 07
Miller, H. M.	1945
Miller, Hugo	1942, 45
Miller, Leon Patrick	1982, 83, 84, 85
Miller, Steve	1981
Miller, Waring T.	1935
Mills, Bennie	2001
Mills, Ernie L.	1987, 88, 89, 90
Mims, William O.	1942
Mincey, Jeremy	2005
Miranda, Victor R.	1957, 58, 60
Mitchell, Anthony	1996, 97, 98, 99
Mitchell, Carl	1939, 40, 41
Mitchell, Charles F.	1955, 56, 57
Mitchell, Clint	2000, 02
Mitchell, Dr. W. H.	1908
Mitchell, Fondren	1940, 41, 42
Mitchell, Jeff	1993, 94, 95, 96
Mitchell, Mo	2001, 02, 03, 04
Mitchum, William J.	1950, 51
Mitz, Alonzo L.	1982, 83, 84, 85
Mobley, Dwayne	1993, 94, 95, 96
Monk, Harold	1991, 92, 93
Montgomery, Brian	1990
Montsdeoca, Fred	1948, 49, 50
Moody, Emmanuel	2008, 09, 10
Moody, John	1908
Moody, Thomas	1999, 2000, 01
Mooney, Ottis A.	1944, 45
Moore, Carl	2008, 10
Moore, Eddy L.	1970, 71, 73
Moore, Kestahn	2005, 06, 07, 08
Moore, Michael L.	1971, 72, 73
Moore, Nathaniel	1972, 73
Moore, Robert L.	1974, 75, 76
Moorer, Patrick J.	1986, 87, 88, 89
Morant, Tranell	2004
Morgan, Jimmy S.	1962, 63
Morgan, Kyle	2004, 05
Morgan, L. Z.	1918, 19
Morgan, Ralph	1946
Morgan, Robert E., II	1974, 75, 76
Morrall, Matthew	1977, 78, 79
Morris, Billy F.	1950, 51, 52
Morris, John	1964
Morris, Kyle S.	1988, 90
Morris, R. Larry	1970, 72
Morris, Terry E.	1966, 67, 68
Morrison, Antonio	2012
Morrison, Sherwood C.	1972, 73, 74
Mortellaro, Paul	1944, 45, 46, 47
Morton, Sean	2002, 03
Moseley, G. R.	1913, 14
Moss, Jarvis	2005, 06
Moten, Mike	1995, 96, 97
Moten, Ronald Edwin	1982, 84, 85, 86
Mounts, Mervin	1921, 22
Moye, George	1932, 33, 34
Moyle, Jon Cameron	1980, 81, 82, 83
Mueth, Robert H.	1952
Mularkey, Michael R.	1980, 81, 82
Mulberry, Ricky L.	1984, 85, 86, 87
Mulcahy, James	1937
Mulliniks, Bruce A.	1974, 75, 76
Mullins, L. D.	1936, 37, 38

Muniz, Frank L.	1946
Munroe, Dorian	2006, 07
Murphree, John A. H.	1923, 24
Murphy, Alvin D.	1962, 63, 64
Murphy, Louis	2005, 06, 07, 08
Murray, Mark A.	1987, 88, 89, 90
Myles, Godfrey C.	1988, 89, 90

**N**

Nabavi, David	1993, 94, 95, 96
Nadone, David Michael	1983, 84
Nalls, Ronnie	1961, 62
Nappy, Eric	2006
Nattiel, Mike	1999, 2000, 01, 02
Nattiel, Ricky R.	1983, 84, 85, 86
Natyshak, John	1948, 49
Neal, Frankie Leon	1983, 84, 85
Neely, Glenn M.	1987, 88, 89, 90
Neilson, Alfred	1906
Nelson, David	2007, 08, 09
Nelson, Reggie	2005, 06
Nelson, William John	1983, 84
Newbern, William A.	1956, 57, 58
Newcomer, Gerald C.	1962, 63, 64
Newell, Kyle	2006, 07, 08
Newman, Andy	1987, 90
Newman, Mark L.	1976
Newmeyer, Jimmy	2005
Newton, Cameron	2007
Newton, R. D.	1921, 22, 23, 24
Newton, Timothy Reginald	1981, 82, 83, 84
Nichols, Jack C.	1950, 51, 52
Nichols, Johnny R.	1988, 89, 90, 91
Nicoletto, Joseph B.	1985, 86, 87, 88
Nixon, Xavier	2009, 10, 11, 12
Nolan, Jimmy	1928, 29, 30
Norfleet, Joe	1930, 31
Norris, Dwayne	2004
Norris, Kenneth L.	1959, 60
North, Merle	1930, 31
Norton, Clyde	1923, 24, 25
Norton, Oscar H.	1918, 19, 20
Norwood, David Anthony	1980
Norwood, Lester	1998, 99, 2000, 02
Nugent, William S.	1972, 73
Nunn, Shawn	1993, 94, 95, 96

**O**

O'Brien, Jack E.	1951, 52, 53
O'Donnell, James D.	1961, 62, 63
Occhiuzzi, Anthony	1945
Ochab, Larry	1979, 80
Odham, Glenn	1945
Odom, Gerald S.	1960, 62, 63
Odom, Gerald S., Jr.	1987, 88, 89, 90
Odom, Jason	1992, 93, 94, 95
Odom, Walter Amos	1983, 84, 87
Okine, Earl	2010, 11, 12
Oliva, John E.	1961
Oliver, Louis	1985, 86, 87, 88
Oliver, Marquette D.	1989, 90, 91, 92
Oosterhoudt, Frank	1924, 26
Oosterhoudt, Sam	1950, 51, 52
Oquendo-Johnson, Marcus	1999, 2000, 01, 02
Orr, Leon	2011, 12
Ortega, Ralph	1972, 73, 74

Osgood, Simon	1931
Oswald, Douglas H.	1948, 49
Overman, C. H.	1909
Owens, Daryl	1997, 98, 99, 2000
Owens, George	1936
Owens, Tom	1926, 27, 28
Oxford, James	1936, 37

**P**

Pace, Dick	1947, 50
Padgett, Aubrey G., Jr.	1972, 73
Page, Edward E.	1959, 60
Palahach, Michael	1969
Palmer, Jesse	1997, 98, 99, 2000
Palmer, Sorola	1992, 93, 94, 95
Pappas, Geoff T.	1988
Pappas, Jackie L.	1950, 51
Parham, Duncan A.	1984
Parham, Harry	1940, 41
Parker, Joseph L.	1971, 72, 73
Parker, Kenny	2000, 03, 04
Parker, Major	2001
Parker, Paul	1908
Parker, Paul P.	1972, 73
Parker, W. E.	1948
Parker, Wendell C.	1946, 47, 48
Parnell, Ed	1952
Parnell, Edward	1929, 30, 31
Parnell, Sidney	1938, 40
Parrish, Alvin L.	1975, 76
Parrish, Bernie P.	1956, 57
Partin, Walter D.	1958, 59, 60
Pasteris, Joseph D.	1966, 67
Patchan, Matt	2008, 09, 11
Patchen, Patrick N.	1958, 59, 60
Patella, Jay	2005
Patrick, Lawrence H.	1980, 81, 82
Patsy, John	1950, 51
Patton, Solomon	2010, 11, 12
Paul, Moise	2007
Paulk, Tim	1988, 89, 90, 91
Paulson, Gunnar F.	1969
Payne, W.D.	1916
Peace, Wayne Lamar	1980, 81, 82, 83
Peacock, Harold E.	1968
Pearson, James F.	1961, 62, 63
Pearson, Matt	1992, 93, 94, 95
Pearson, Mike	1999, 2000, 01
Peddle, Thomas Monroe	1983, 84, 85
Peek, David H.	1970, 71
Peek, Eugene G.	1967, 68
Peek, Scott	2012
Peek, Scott I.	1951
Peek, Scott I., Jr.	1977
Pelham, Louis D.	1956, 57
Pennington, Fonia	1936, 37
Pennington, Leon Tyrone	1982, 83, 84, 85
Perez, Carlos	2000, 01, 02, 03
Perez, Ron	1992
Perkins, Chris Edwards	1983, 84
Perry, Carl E.	1916, 19, 20, 21
Perry, Darryl L.	1989
Perry, Henry	1921
Perry, Herbert E.	1987, 88
Perry, Jason	1996, 97
Perry, Scott	1993, 94
Peters, Anton B., Jr	1961, 62

Petersen, Gary L.	1970, 71
Peterson, Mike	1995, 96, 97, 98
Petry, Richard	1949, 50, 51, 52
Pettee, Roger	1962, 63, 64
Petty, Richard A.	1950, 51
Pharr, George M.	1945
Pharr, Philip	1978, 79, 80
Pheil, Clarence E.	1929, 30, 31
Phillips, Brad	2011
Phillips, James C.	1978
Phillips, Jonathan	2005, 08, 09
Pickels, Richard C.	1957
Pierre-Louis, Wondy	2006, 07, 08, 09
Pilcher, Ray C., Jr.	1970, 71
Piller, Zach	1996, 97, 98
Pinner, Patrick E.	1985, 86, 87
Pintado, Chris	2009
Piombo, John	1938, 39, 40
Piotrowicz, Matt	2001, 02, 03, 04
Pippin, Charles	1966
Pittman, Latroy	2012
Pittman, O. W.	1924
Pittman, Thomas	2000
Platt, Eugene A.	1942
Platt, Harry T., Jr.	1941, 42
Pleasant, Gordon	1979, 80
Pless, Glenn	1927
Plonk, Daniel Warren	1979, 80, 81, 82
Poe, Alan	1964, 65
Poff, William D.	1970, 71, 72
Pokorny, Doug	2006
Pollard, Dock	1996, 97
Pomeroy, Stewart	1921, 22, 23
Poole, Brian	2012
Porch, Ben	1935
Portale, Joseph J.	1976, 77, 78
Posey, David E.	1973, 74, 75, 76
Poucher, Gordon L.	1950
Pouncey, Maurice	2007, 08, 09
Pouncey, Mike	2007, 08, 09, 10
Pouncy, Carlton	1991, 95
Pounds, Hoyle	1911, 12
Powell, Brad	1968, 69, 70
Powell, Phil	1979
Powell, Ronald	2010, 11
Pracek, Robert L.	1959
Pratt, E. A.	1942
Pratt, James Phillip	1982
Pratt, Kyle	2008
Pratt, Ralph C., Jr.	1976, 78, 79
Preston, John H.	1964, 65, 66
Price, Carl A.	1924
Price, J. C.	1912
Price, T. E.	1909, 11, 13
Pridemore, T.J.	2009
Priest, Ernest	1934
Prioleau, Carl Walker	1979, 80
Proctor, Carlos	1929, 30
Proctor, Ralph E.	1925
Puleston, Charles	1906
Pupello, Joseph C.	1974, 75, 76
Purcell	1909
Purcell, Robert E.	1955
Purifoy, Loucheiz	2011, 12
Pursell, Ron	1964, 65

**Q**

Quinn, Reed G.	1951, 52
----------------	----------

**R**

Raasch, Ezra	1924
Raborn, W. W.	1946
Radar, Ralph	1906, 08
Rainey, Chris	2008, 09, 10, 11
Ramsdell, A. W.	1913, 14, 15
Ramsey, James	1930
Ramsey, Watson	1938
Randolph, Kelvin	1990, 91, 92, 93
Ratliff, Keiwan	2000, 01, 02, 03
Rawls, Dr. James A., Jr.	1951
Rawls, Vernon C.	1926
Rayborn, William	1941, 42, 46
Rayburn, Scott	1973, 74, 75, 76
Raymond, Robert John	1983, 84
Reaves, Thomas "John"	1969, 70, 71
Rebol, Richard	1968, 69
Reddell, Billy	1951
Redmond, John J.	1979, 80, 81, 82
Reed, Jordan	2010, 11, 12
Reen, Patrick	1938, 40
Reeves, A. J.	1950, 51
Reeves, Alex	1927, 28, 29
Register, Michael A.	1986
Reid, A. L.	1914
Renfoe, W.	1921
Rentz, Ralph L.	1966, 67, 68
Reuter, Jeff S.	1987, 88
Revels, James C., III	1971, 72, 73
Reynolds, Chris	1999, 2000, 01, 02
Reynolds, Clifton	1986, 87, 88
Reynolds, Joe	1975
Reynolds, Ted	1991
Rhett, Errict	1990, 91, 92, 93
Rhine, Alan	1999, 2000
Rhyme, James R.	1958, 59
Rich, Michael L.	1969, 70, 71
Richards, Henry	1931
Richards, James T.	1973, 74, 75
Richardson, Huey L.	1987, 88, 89, 90
Richardson, Jamie	1996, 97
Richart, Larry	1998
Richbourg, William B.	1962, 63, 64
Rickerson, Jacques	2007
Rickett, Robert	1933, 34
Ricketts, Mike	1979, 80
Riggins, Anthony	1992, 93, 94
Riggs, Cody	2010, 11
Ringgold, Donald W.	1960, 61
Ripley, Wayne	1926
Rissler, Steve	2003, 04, 05, 06
Ritch, Wyley	1995, 96, 97
Rittgers, Rex Von	1966
Roberson, Marcus	2011, 12
Roberts, Charles A.	1956, 57, 58
Roberts, Rob	1998, 99, 2000, 01
Robey, Sam	2009, 10, 11, 12
Robinson, Darryon	2006
Robinson, Ed	1990, 91, 92, 93
Robinson, Harold	1933
Robinson, James	1946
Robinson, John L.	1987
Robinson, Leffie F.	1952, 54

# LETTERWINNERS

Robinson, Rocky	1970
Robinson, Tony L.	1977, 78
Robinson, W. M.	1921, 22, 23
Robinson, William B.	1941
Robles, O. S.	1915, 16
Rodgers, Willie	1995, 96, 97
Rogero, A. L.	1930, 31
Rogers, Charles B.	1932, 33, 34
Rolle, Arpedge	1999, 2000, 01, 02
Rolle, Garrison Anthony	1982, 83, 84
Rone, George H. "Hank"	1989
Rood, R. S.	1916
Root, Charles	1934, 35, 36
Rose, J. R.	1924
Rosenhouse, M.	1921
Rosenthal, J. D.	1916
Ross, Hugh A.	1944
Ross, Ira Joseph	1954
Ross, Taras	1995, 96, 97
Roth, Jeffery Neil	1985, 86, 87, 88
Roubles, O. S.	1916
Rountree, James W.	1955, 56, 57
Rowe, Harold	1934, 35, 36
Rowe, Richard L.	1950
Rowell, Tony D.	1988, 89, 90, 91
Rowley, Butch	2006, 07, 08
Royal, Bryan	2004, 05
Royal, Robert D., Jr.	1958, 59, 60
Rozell, Frederick E.	1950
Ruland, Ryan	1990, 91, 92, 93
Rushing, Dewell	1944, 47
Rushing, George	1991, 92
Russell, Kenneth W.	1962, 63, 64
Ruth, Richard E.	1976, 77
Rutledge, Eric	2004, 05, 06, 07
Rutledge, Johnny	1995, 96, 97, 98

<b>S</b>	
Sanders, J. L.	1930, 31
Sanders, Terron	2008, 09, 10
Santille, D. Michael	1966
Sapp, E. B., Jr.	1944, 45
Sarra, Lamar	1924, 25, 26
Sarris, George T.	1952
Sauers, Robert	1939, 40
Sauls, Charles F.	1928, 29, 30
Saunders, De'Ante "Pop"	2011, 12
Savelio, Bryan	2001, 02
Sawyer, Ross C.	1905
Scarborough, Earl	1945
Scarborough, Truman C.	1935
Scavella, Sam P.	1989, 91
Schanbacher, Stephen F.	1977
Schiralli, Nick	1996, 97, 98, 99
Schirmer, Ernest	1932
Schmidt, Carl F.	1970
Schmidt, Robert	1944
Schmieder, Shawn	2010
Schnebly, John M.	1969, 70, 71
Schottenheimer, Brian	1994, 95, 96
Schroeder, Douglas W.	1976, 77, 78
Schucht, Hubert	1934, 35
Schulet, Scott A.	1975, 76
Schultheis, Arthur L., Jr. "Buddy"	1980, 81, 82, 83
Schuman, Carl	1932, 33
Schutz, Fred W.	1956, 58
Schwartzburg, Jim H.	1952, 53, 54

Scott, Guss	2000, 01, 02, 03
Scott, Ian	2000, 01, 02
Scott, Ivan W.	1921, 22
Scott, James	1925
Scott, John L.	1985
Scott, Laurence C.	1952, 53, 54
Scott, Tom	1938, 39
Scott, William R.	1940
Seager, Mark A.	1987
Seal, Howard K.	1974
Seals, Roger K.	1959, 60
Sears, Edwin R.	1955, 56, 57
Seay, Homer	1929, 30, 31
Senterfitt, Donald R.	1959, 60
Sever, Tyson L.	1972, 73, 74
Sever, William G.	1973, 74
Sewell	1918
Seymour, Harold D.	1964, 65
Seymour, Kenneth E.	1957
Shackleford, T. W.	1910
Shands, A. G.	1913
Shands, Jim	1907
Shands, William A.	1908
Shannon, Thomas J., Jr.	1962, 63, 64
Shearer, Welcome	1932, 33, 34
Sheer, Thomas L.	1956, 57, 58
Sheppard, Joseph E.	1971, 72
Sheppard, Lito	1999, 2000, 01
Shipp, Steve	1998
Shorter, N. W.	1910
Shouse, A. G.	1933, 34
Showers, Shea	1993, 94, 95, 96
Showers, Valdez	2012
Shrivane, Britt E.	1967, 68, 69
Sibbald, Roger Dwayne	1980, 82, 83, 84
Sikes, Michael D.	1956
Silberman, Ian	2011, 12
Siler, Brandon	2004, 05, 06
Sills, Kevin W.	1985, 87, 88
Silman, John S.	1970
Silsby, Link W.	1929, 30, 31
Simmons, Stacey A.	1986, 87, 88
Simpson, Clay	1931, 32
Simpson, Jackie M.	1953, 54, 55, 56
Sims, Robert B.	1986, 87
Sims, Teddy	1997, 98, 99
Sinardi, Nick J.	1969
Sitter, Matt	2001
Skalaski, Charles W., III	1976, 77
Skelly, Richard J.	1960
Skinner, Ian	1997, 98
Skoldowski, Ziggy	1945
Slack, Arthur R.	1958, 59, 60
Small, O.J.	2001, 02, 03, 04
Smith, Andrew Walter	1981
Smith, Cedric D.	1986, 87, 88, 89
Smith, Charles E.	1950
Smith, Dexter A.	1989, 90, 91, 92
Smith, Douglas Earl	1980, 82
Smith, Emmitt J.	1987, 88, 89
Smith, Glenn	1944
Smith, Horace	1923, 24
Smith, James	2005, 06, 07, 08
Smith, James	1949
Smith, John G.	1938, 39
Smith, Johnny Wayne	1980
Smith, Lex	1989, 91, 92
Smith, Linzey T.	1984

Smith, Michael B.	1973, 74, 75
Smith, Mills	1927
Smith, Robert D.	1954
Smith, Ryan	2006
Smith, Thomas R., Jr.	1959, 60, 61
Smith, W. Lawrence	1966, 67, 68
Smoak, D. Frank	1938, 39, 40
Smojver, Walter "Wally"	1980
Snead, Willis L.	1987, 88
Sneed, Neal	1964, 65
Snell, Ray	2001, 02
Snell, Shannon	2000, 01, 02, 03
Sorenson, Douglas	1969, 70, 71
Sorrentino, Joey	2007, 08, 09
Sparkman, James K.	1914, 15, 16, 17
Spears, Harry G.	1953, 56
Speer, Del A.	1989, 90, 91, 92
Speer, James H.	1987, 88, 89, 90
Spencer, James A. "Jimmy"	1988, 89, 90
Spiers, W. H.	1931
Spierto, John M.	1986, 87, 88
Spikes, Brandon	2006, 07, 08, 09
Splane, T. Douglas	1965, 66, 67
Spurrier, Stephen O.	1964, 65, 66
Stacy, Curtis Dale	1982, 83, 84, 85
Stadler, John	1929
Stamper, Ryan	2007, 08, 09
Stanfield, Michael D.	1972, 73, 74
Stanley, Dennis K.	1926, 27, 28
Stanley, Reggie	1989
Stanley, Will A.	1925
Stanly, George	1921
Stanly, Richard L.	1921
Staples, Russell F.	1961, 62
Starbuck, Hal	1932, 33, 34
Stark, William D.	1932, 33, 34
Starkey, David B.	1972, 73
Starks, Max	2000, 01, 02, 03
Starling, Bruce C.	1960, 61, 62
Starowsky, Richard K.	1987, 88, 89
Steele, Jimmy	1928, 29, 30
Steen, Malcolm E.	1967, 68, 69
Steinmann, William	2009, 10, 11
Stephens, G. H.	1960
Stephens, Jimmy Ray	1973, 75, 76
Stephens, Robert L.	1971
Stephens, Tony R.	1976, 77, 78
Stephens, William B.	1935
Stephenson, George K.	1966
Stevens, Kent S.	1950, 52
Stevenson, Robby	1995, 96, 97
Stewart, Graham	2011
Stewart, Jack	1924, 25, 26
Stipe, Steven D.	1984, 85, 86
Stockton, C. A.	1915, 16
Stolz, Charles	1932, 33, 34
Stone, Brian	2001
Stone, W. E.	1917
Stoner, Ronald E.	1961
Storey, Matt	1979
Storter, Neil S.	1909, 10, 11
Story, Deac	1995, 96, 97, 98
Strange, Erik	1998, 99, 2000, 01
Sturgis, Caleb	2008, 09, 11, 12
Subers, James Innes	1978, 79, 80
Sullivan, Alonzo L.	1988, 89, 90, 91
Sullivan, George T.	1975
Sullivan, Haywood C.	1950, 51

Summers, Jacob A.	1972, 73, 74
Sumner, Kenneth M.	1951, 52
Sutherland, George	1942, 46
Sutton, Clifford	1946, 47, 48, 49
Sutton, John	1912, 13
Sutton, Yancey M.	1978, 79, 80
Swafford, Donald L.	1976, 77, 78
Swain, David	1991, 92, 93, 94
Swanson, E.	1919
Swanson, R. M.	1920, 21
Swanson, T. J.	1910, 11, 13, 14
Swanz, Robert J.	1975, 76, 77
Swink, P. C.	1917
Symank, John R.	1955, 56

<b>T</b>	
Taggart, George E.	1970
Talbot, Randy W.	1972, 73, 74
Talcott, Brendt	2001
Tannen, Steven O.	1967, 68, 69
Tanner, Clarke	1992
Taotoai, Iloosa "Josh"	1989
Tartt, Jim	2005, 06, 07, 08
Tate, Charlie	1939, 40, 41
Tatum, Earl	1956
Tatum, Jim	1956
Taussig, Greg	2008
Taylor, Earl A.	1908, 10, 11, 12
Taylor, Fred	1994, 95, 96, 97
Taylor, J.	1908
Taylor, James J.	1952
Taylor, Kent	2012
Taylor, Michael	2011, 12
Taylor, Ryan	1990, 91, 92, 93
Taylor, Ted	1938
Taylor, Travis	1997, 98, 99
Teague, Matt	1995, 96
Tebow, Tim	2006, 07, 08, 09
Teeler, Dan B.	1987
Tennell, Gregory L. V.	1975, 77
Tenney, Louis E.	1910, 11, 12, 13
Thomas, Bryan	2007
Thomas, Clarence S.	1917, 19
Thomas, Dwayne	1995, 96, 97
Thomas, Gary	1963, 64, 65
Thomas, Harvey L.	1988, 89, 91, 92
Thomas, Marcus	2003, 04, 05
Thomas, Owen J.	1951
Thomas, Philip E.	1921
Thompson, Charlie	1906, 08
Thompson, Deonte	2008, 09, 10, 11
Thompson, Harry W.	1914, 15
Thompson, Jack B., III	1961, 62, 63
Thompson, John C.	1960
Thompson, Markell	2004
Thompson, Tim E.	1974
Thorton, Skyler	2003, 04
Thrasher, Leon	1909
Tinny, Donald Frederick	1983, 84, 85
Todd, Edgar R.	1924, 25
Tolbert, H. L.	1921
Tolliver, Collie, Jr.	1981
Tookes, Kenneth	2004, 05, 06
Totten, Mark A.	1975, 76, 77
Trammell, Allen R., Jr.	1963, 64, 65
Trapp, Richard E.	1965, 66, 67
Trattou, Justin	2007, 08, 09, 10

Trautwein, Phillip	2004, 05, 06, 08
Travis, Larry L.	1960, 61, 62
Treadgold, R. I.	1931, 32
Tribble, Keith R.	1974, 75, 76
Trimble, Barnard Scott	1982, 83, 84
Troupe, Ben	2000, 01, 02, 03
Trueheart, Harold S., Jr.	1961, 62
Tucker, Charles	1926, 27
Tucker, D. A.	1916
Tucker, John	1964
Turman, Lloyd A.	1967, 68
Turner, Jess L.	1931
Turner, James M.	1944
Turner, William E.	1946, 47, 48, 49
Turner, William F.	1933, 34, 35

## U

Uspensky, Michael N.	1969
----------------------	------

## V

Vaccaro, Gaspar V.	1946, 47, 48, 49
Van Camp, R. K.	1914
Van Fleet, Richard	1908
Van Sickel, Dale	1927, 28, 29
Van Wie, Donnie	1979
Vandergriff, I. H.	1920
Vangelas, Thomas	1945
Vargecko, Paul J.	1959, 60, 61
Vaughan, Bruce Allen	1980, 81, 82, 83
Vaughn, Lane W.	1974
Vaughn, Sidney	1945
Vetter, Emerson	1939
Vickery, Charles	1929
Vidal, James H.	1908
Vinesett, Jerry D.	1968, 69, 70
Visser, Robert H.	1955
Voor, Joseph B.	1978
Vorwerk, Joseph G.	1986, 87
Vosloh, Robert P.	1954, 55, 56

## W

Wabbersen, Chuck	1989, 90
Wages, Harmon L.	1965, 66, 67
Waggener, J. A.	1910
Wahlberg, Joel D.	1956, 57
Waldron, Jesse C.	1931
Walker, Aaron	1999, 2000, 01, 02
Walker, Barry S.	1977, 78
Walker, Garry L.	1968, 69, 70
Walker, Ion	1926, 27
Walker, Jimtavis	2003
Walker, Kenyatta	1998, 99, 2000
Walker, L. B.	1938
Walker, Tom B.	1936, 37, 38
Walker, W. S.	1909
Walton, Kavin	1994, 95, 96
Walton, W. L.	1938, 39, 40
Warbritton, William R.	1970
Ware, Charles E.	1950, 51, 52
Ware, Melton	1934
Warner, Edwin R.	1966
Warner, Henry	1919
Warren, Cedric	1997
Warren, Gerard	1998, 99, 2000
Warren, W. T.	1934, 35, 36

Washington, Tavares	2005
Wasielewski, David	1998, 99
Waters, Anthony N.	1977, 78
Waters, Dale	1928, 29, 30
Watkins, Jason	2006, 07, 08
Watkins, Jaylen	2010, 11, 12
Watkins, Kerry	1986, 87, 88, 89
Watson, Glen	2010
Watson, Jim	1990, 91, 92
Watson, Richard O.	1952
Waxman, Mike	1964, 65
Weary, Fred	1994, 95, 96, 97
Webb, Demetrice	2003, 04, 05
Webster, H. Allison	1947
Webster, W. J.	1951
Wehking, Robert J.	1959, 60, 61
Welch, James J.	1969
Welles, Frank	1936
Wells, Kirk	1999, 2000, 01
Wells, Orian, Sr.	1916, 17
Wenger, Dan	2011
Wesley, Larry E.	1954, 55, 56
Westbrook, Jack E.	1958, 59
Westbrook, Marquis	1999, 2000, 01, 02
Westbrook, Tevin	2011, 12
Wester, William J.	1951
Weston, Rhondy	1985, 86, 87, 88
Whatley, John	1964, 65
Whiddon, Clifford	1937
Whitaker, Jeff	2004
White, Adrian D.	1984, 85, 86, 88
White, Arthur	1984, 85, 88
White, Brian	1992
White, Curtis	1988
White, Jack	1944, 45, 46
White, Mark V.	1988, 89, 90, 91
White, Paul E.	1959, 60, 61
White, Will D.	1989, 90, 91, 92
Whited, Rod	1991, 92
Whitehead, James Orlin	1954
Whitehurst, Adam	1993
Whittaker, Glenn	1925
Whittaker, John Lee	1980, 82
Whittington, Arling	1944
Wickline, Gregory Joe	1978, 79, 80
Wiechmann, Bret N.	1983, 84, 85, 86
Wiegmann, Thomas John	1980, 81, 82
Wiggins, Lloyd G.	1970
Wilbur, Eric	2003, 04, 05, 06
Wildner, Willie B.	1975, 76, 77
Wildman, Charles F.	1973, 75
Wilkinson, S.A.	1915, 16, 17
Wilks, Steven	2009, 10
William, Buton C.	1923, 24, 25
Williams, Alan K.	1976, 77
Williams, Angus	1945, 48, 49, 50
Williams, Anthony C.	1984, 85, 86, 87
Williams, Bill	1936, 37
Williams, Bobby	2001
Williams, Burton C.	1964, 65
Williams, Charles	1974, 75, 76, 77
Williams, Charles Broughton	1942, 46
Williams, Daniel M.	1969, 70
Williams, David W.	1985, 86, 87, 88
Williams, Derald L.	1980
Williams, Donald E.	1968, 69, 70
Williams, Elijah	1994, 95, 96, 97
Williams, Hal	1986

Williams, Jarvis E.	1984, 85, 86, 87
Williams, John D.	1972, 73, 75
Williams, John L.	1982, 83, 84, 85
Williams, Justin	2007, 08, 09, 10
Williams, Keith Carnell	1982, 84, 85, 86
Williams, Mon	2006
Williams, R. L. "Ricky"	1981, 82, 83, 84
Williams, Roderic M.	1973, 74, 75
Williams, Terry Claitte	1980
Williams, Wayne D.	1985, 86, 87, 88
Williamson, D.	1930, 31
Williamson, H. E.	1932
Williamson, Kendrick W.	1957, 58, 59
Williamson, Larry C.	1989
Williamson, Mike	2009
Willis, Alex	1998, 99, 2000
Willis, Kenneth	1935, 36, 37
Wilsky, C.	1921
Wilson, C.	1921
Wilson, James	2008, 09, 11, 12
Wilson, R. Borden	1912
Wilson, Ronnie	2006
Windham, Joseph N.	1954, 57, 58
Wing, Harry Fannin	1952
Winne, Ross W., Jr.	1952, 53, 54
Winters, Alex P.	1975
Wise, Scott	1998
Wolfe, Stanley	1928
Wood, G. Pierce	1916
Wood, Sidney	1942
Worthington, Wes	2000
Woulard, Darrell B.	1986, 87
Wright, Arthur J.	1951, 52, 53
Wright, Charlie	1986, 87, 88
Wright, David A.	1975, 78, 77
Wright, Joe L.	1950
Wright, Lawrence	1993, 94, 95, 96
Wright, Major	2007, 08, 09
Wright, Weldon	1945
Wuerffel, Danny	1993, 94, 95, 96
Wunderly, Joseph A.	1973, 74
Wuthrich, E. B.	1917, 18, 19, 21
Wynn, DeShawn	2003, 04, 05, 06
Wynn, Milton	1944

## X

Xynidis, Jon	1995, 96, 97
--------------	--------------

## Y

Yancey, Hervey	1930
Yancey, James	1947, 48, 49
Yancey, James M.	1969, 70, 71
Yancey, Malcom	1919
Yarbrough, Corey	1996, 97, 98, 99
Yarbrough, James	1966, 67, 68
Yeats, James M.	1955, 56, 57
Yepremian, Berj S.	1977, 78
Yinshanis, Frank	1938
Yon, E. M.	1914, 15
York, M. E.	1952
Young, Billy	1997, 98, 99
Young, David	2009, 11
Young, Donnie	1993, 94, 95, 96
Young, James W.	1959, 60, 61
Young, Kurt B.	1988, 90
Young, Tyrone D.	1979, 80, 81, 82

Youngblood, Herbert I. "Jack"	1968, 69, 70
Younkin, Michael	1996, 97, 98, 99

## Z

Zedalis, Zac	1997, 98, 99, 2001
Zimmerman, Jeffrey Alan	1983, 84, 85, 86
Zukley, Jack E.	1975, 77

# DR. J. BERNARD MACHEN

University President

Bernie Machen has served as the president of the University of Florida since January of 2004. During that time, he has strengthened the university's three core missions of teaching, research and service – while developing a fourth mission of economic development.

Thanks to his leadership, the university has improved its standing in the national higher education rankings and increased its positive influence on Florida's economy and quality of life. Today, despite the loss of about third of its state allocation to annual budget cuts, UF is more comprehensive and dynamic than at any time in its 159-year history.

Milestones of President Machen's tenure include:

- Growth in annual research funding from \$470 million in 2003-04 to \$644 million in the current fiscal year.
- More than 2.8 million square feet in new construction on campus, including nearly 600,000 square feet of new research space.
- Completion of UF's \$1.7 billion capital campaign.
- The 40-acre public private partnership known as Innovation Square and the Innovation Hub technology incubator.
- UF's first major medical research facility outside Gainesville, the UF Research and Academic Center at Lake Nona in Orlando.
- The Machen Florida Opportunity Scholars program, enabling the enrollment of more than 2,600 low-income students who are the first in the families to attend college.
- The spring-summer Innovation Academy for entrepreneurially minded undergraduates.

Dr. Machen also reorganized the UF Health Science Center, strengthening the ties between UF and the Shands family of hospitals. He emphasized clinical research through the Clinical and Translational Science Institute. And, the Shands Cancer Hospital was completed under his watch.

Elsewhere at the university, Dr. Machen created the Bob Graham Center for Public Service and the Claude D. Pepper Older Americans Independence Center. His administration has been marked by a strong commitment to environmental causes, including a university-wide sustainability institute that is considered a model in public higher education. The UF Water Institute was created during his time at UF, and a UF nature preserve was designated as one of the first National Science Foundation-sponsored National Ecological Observatory Network sites.

Prior to his arrival at UF, Dr. Machen served for six years as president of the University of Utah, where he is credited with expanding its health sciences program, stabilizing the university's finances and bolstering diversity.

From 1995 to 1997, President Machen was provost and executive vice president for academic affairs at the University of Michigan, and from 1989 until 1995, he served as dean of Michigan's School of Dentistry. From 1983 to 1989, he was professor and associate dean at the University of North Carolina Chapel Hill's School of Dentistry.

President Machen has held several prominent positions in national higher education leadership. Since 2005, he has served as a member of the National Security Higher Education Advisory Board. He chaired the Board of Directors of the National Campus Compact from 2002-2004 and served as a member of the board beginning in 1998. Additionally, beginning in 2010, he served as president of the Executive Committee of the Southeastern Conference and chair of the Southeastern Conference Academic Consortium.

In 1987, Dr. Machen was president of the American Association of Dental Schools. From 1992 to 1995, he was a member of the National Academy of Science's Institute of Medicine Committee on Educating Dentists for the Future. He has a past appointment as chief of the Department of Extension Service at the U.S. Army Institute of Dental Research.

A native of Greenwood, Mississippi, Dr. Machen grew up in St. Louis. After attending Vanderbilt University for his undergraduate studies, he earned his doctor of dental surgery degree from St. Louis University and his master of science degree in pediatric dentistry and doctorate in educational psychology from the University of Iowa.

President Machen and his wife, Chris, a former neonatal intensive care nurse, live in Gainesville. They have two sons: Lee, an engineer at Intel in Portland; Michael, an attorney in Chicago; a daughter, Maggie, a veterinarian and resident in small animal cardiology at the University of Pennsylvania; and four grandchildren.



## 2012-13 UNIVERSITY OF FLORIDA ATHLETICS ASSOCIATION BOARD OF DIRECTORS

The University Athletic Association, Inc. (UAA, Inc.) is governed by a Board of Directors. That board has the final say on policies, procedures and the budget. Two-thirds of the UAA, Inc. Board of Directors is composed of University of Florida administrators and faculty members. More specifically, the Board consists of the University president, the provost, the vice president of administrative affairs, two presidentially-appointed faculty members, the athletics director, the chairman of the Board of Trustees or his designee, the Gator Boosters, Inc. President or his designee, two students and two alumni representatives.

- Dr. Dan Connaughton, UF Faculty
- Mr. Marshall M. Criser, III, Board of Trustees Representative
- Mr. Andy Fawbush, UAA Board President
- Dr. Joe Glover, UF Provost and Senior Vice President
- Mr. James W. Heavener, Ex-Officio
- Mr. Alan M. Levine, Alumni Representative
- Dr. Richard Lutz, UF Faculty
- Dr. Bernie Machen, UF President
- Mr. Cameron Martin, UF Student-Athlete Representative
- Dr. Andrew McCollough, Chair of IAC and UAA Secretary
- Mr. Eric Nickelson, Former Gator Boosters President
- Mr. Steve Nous, National Alumni Representative and UAA Vice President
- Dr. Win Phillips, Senior University Administrator
- Dr. Michael Sagas, Faculty Athletic Representative
- Ms. Lynda Tealer, Senior Associate Athletics Director
- Mr. T.J. Villamil, Student Body President

Note: 2013-14 Committee Members for UAA Board and IAC Board will be voted on in September 2013

## 2012-13 UNIVERSITY OF FLORIDA ATHLETICS INTERCOLLEGIATE ATHLETIC COMMITTEE

Formed in 1991 by then University of Florida President, Dr. John Lombardi, the Intercollegiate Athletic Committee (IAC) has a broad agenda that includes the general oversight of the intercollegiate athletics program at the University of Florida. Responsibilities of the IAC include: 1) Recommending policy changes related to academic issues; 2) Monitoring admission progress of student-athletes; 3) Monitoring changes in NCAA rules and procedures and reviewing with the UAA compliance officer the institution's compliance program; 4) Reporting to the faculty on issues related to intercollegiate athletics; 5) Making additional recommendations to the President on any matter related to intercollegiate athletics. Members of the IAC include six faculty, two students, the faculty athletics representative, two administrators and three nonvoting ex-officio members from the UAA.

- Dr. Keith Carodine, Senior Associate Athletics Director
- Dr. Joseph Delfino, Professor
- Mr. Jeremy Foley, Athletics Director
- Dr. Joseph Glover, Provost & Senior Vice President
- Dr. Jessica Harland-Jacobs, Associate Professor
- Ms. Kelsey Horton, UF Student-Athlete Representative
- Dr. Michael Katovich, Professor
- Mr. Dave Kratzer, Vice President
- Mr. Jamie McCloskey, Senior Associate Athletics Director
- Dr. W. Andrew McCollough, Associate Provost for IT, E-Learning & Distance Education
- Dr. Edward Minchin, Assistant Professor
- Mr. Marcus Motes, UF Student Representative
- Dr. Rebecca Pauly, Associate Vice President & Professor
- Dr. Michael Sagas, NCAA Faculty Representative & Professor
- Ms. Lynda Tealer, Senior Associate Athletics Director
- Dr. Allen Wysocki, Professor



Michael Sagas, Ed.D.  
NCAA Faculty Representative



# JEREMY N. FOLEY

Director of Athletics



Jeremy N. Foley, who has handled virtually every aspect of the University of Florida's \$100.5 million athletic program during his athletic administrative career – which began with an internship in the Gator Ticket Office in 1976 – was named UF's Director of Athletics in March of 1992. He is the third-longest tenured athletic director among Bowl Championship series Conference schools.

Foley, 60, brings a passionate top-to-bottom team approach to the top athletic post at the University of Florida. Foley's philosophy involves the continued building of a comprehensive athletic program, with the goal of having the overall UF program ranked as the top athletic program in the nation.

As chief financial officer for the University Athletic Association (UAA), Foley has spearheaded a number of capital improvement projects in the athletic department. The project list includes two major expansions of the football stadium, a multipurpose athletic field house, new facilities for gymnastics, tennis, track & field, soccer, baseball, golf, softball, swimming and lacrosse. Foley also played a role in the academic advising center on the University of Florida campus, which serves UF students and Gator student-athletes and assisted in funding the renovation of the Stephen C. O'Connell Center. The James W. "Bill" Heavener Football Complex, a project that enhanced the football experience for Gator student-athletes, staff and visitors, was completed in July of 2008 and received platinum certification from the Leadership in Energy and Environmental Design (LEED) Green Building Rating System, the highest ranking available. It was the first building in Florida and the first athletic facility in the nation to achieve platinum status.

Foley's commitment to the overall athletic program includes a plan of increased opportunities for women, as three women's sports have been added under his tenure – soccer, softball and lacrosse.

Also, in an era when the NCAA estimates 90 percent of Division I schools are losing money on intercollegiate athletics, the University of Florida Athletic Association has contributed more than \$73.9 million in the last 23 years to help fund University of Florida academic endeavors.

## FOLEY FILE

### Professional Experience

Athletic Director (March 9, 1992 - Present)

Senior Associate Athletics Director

(January 1987 - March 1992)

Interim Athletics Director

(September 1986 - January 1987)

Associate Athletics Director for Business Affairs

(June 1981 - September 1986)

Assistant Athletics Director (May 1980 - June 1981)

Director of Ticket and Game Operations

(March 1979 - May 1980)

Ticket Manager (February 1977 - March 1979)

Intern (August 1976 - February 1977)

### Education

Ohio University, 1976 Masters of Education in

Sports Administration

Hobart College, 1974 Bachelor of Arts in Psychology

### Athletic Experience

Completed Boston Marathon in April of 1995 (3:39.51)

and in April of 1998 (3:28.10)

Hobart College Football and Lacrosse

### Date of Birth

December 1, 1952 in Washington, D.C.

Florida has been equally successful on the field of play and in the classroom during Foley's administrative tenure. The Florida athletic program has ranked among the nation's top 10 for 30-straight years (1983-84 – 2012-13) and among the top five for 16 times in the of the last 23 years, according to national all-sport rankings.

UF became the first program in collegiate history to own both the men's basketball and football national titles in the same calendar year, after capturing crowns in 2006. The men's basketball team then became the first repeat champions in their sport in 15 years after cutting the nets down again in 2007.

Foley is the only athletic director in Division I history to supervise a program that has won multiple national titles in football (1996, 2006, 2008) and men's basketball (2006, 2007). Overall, 21 Gator teams have been crowned national champions under his watch. Florida has won a league-best 12 national championships since 2006, including at least one national championship in each of the last four years.

The 2012-13 athletics year was yet another

highly successful year for the Gators with national titles in women's gymnastics and men's outdoor track and field, along with a record nine conference titles, including eight in the SEC. Overall, 12 programs finished in the top 10 and Florida finished second in the national all-sports rankings, matching the best finish in school history (UF finished tied for second in 1997-98, 2009-10 and 2011-12). Florida has finished in the top three of those rankings in four of the past five years. Florida also won the men's Capital One Cup two years in a row (2010-11, 2011-12), while the women's program finished among the top 10 both years.

Florida's eight SEC titles in 2012-13 matched the league record. UF has now won a total of 213 SEC titles since the league began in 1932, with 114 of those SEC titles coming under Foley's watch. In addition, the lacrosse team won the American Lacrosse Conference regular season title for the third-consecutive year. Florida swept the Halifax Media Group Southeastern Conference All-Sports Titles for the 13th time. The Gators had 10 athletes named the conference performer of the year and four freshmen earned SEC Freshman of the Year honors.

The Gator athletic coaching family, which Foley had a large part in assembling, has collected 100 conference Coach of-the-Year awards during the last 23 years and have captured 21 national titles. In 2012-13, Florida had an amazing 10 coaches earn conference Coach of the Year honors.

UF's commitment in the classroom is equally impressive. Under Foley, UF student-athletes have been honored 95 times as Academic All-Americans.

Gator student athletes, coaches and administrators have also been a fixture in the community, taking part in a variety of community related endeavors. Florida student athletes remained involved in the community and beyond. A total of 324 UF student athletes have participated in 2,864 hours of community service in 2012-13, partnering with 24 schools, four civic organizations and 27 non-profit organizations. Florida was honored with a White House commendation for volunteerism in 1994.

Foley was named the Street & Smith's SportsBusiness Journal National Athletic Director of the Year in June of 2006 and the National Football Foundation and College Football Hall of Fame awarded him the 2007 John L. Toner Award. The Toner Award is designed to honor and acknowledge outstanding athletics directors who have demonstrated superior administrative abilities especially in the area of college football.

Foley also served on the NCAA Division I Management Council from 1997-2002. Foley was named Honorary Alumnus of the University of Florida by the Florida Alumni Association Board of Directors in October of 2000.

Born in Washington, D.C., but calling New London, N.H., home, Foley received his undergraduate degree in 1974 from Hobart College in Geneva, N.Y., where he also coached and scouted for the tradition-rich lacrosse program following graduation. He went on to earn his Master's Degree in Sports Administration from Ohio University in 1976 and then joined the Gator athletic program as an intern in the ticket office. In 1995, the Ohio Graduate School presented Foley with the school's Distinguished Alumni Award. The Ohio University Alumni Association also awarded Foley with the Medal of Merit in September of 2008.

In 2008, the Hobart Alumni Association presented Foley with the Medal of Excellence, their highest honor, for outstanding achievements as Athletic Director at the University of Florida, which has brought honor and distinction to his alma mater.

The Holderness School, a small, private, college preparation school in Plymouth, New Hampshire presented Foley, class of 1970, with their 2007 Distinguished Alumni Award in November of 2007.

An avid sports and Boston Red Sox fan, Foley ran the Boston Marathon in a 3:39.51 clip in April of 1995 and completed the course in 3:28.10 in 1998. A dog lover and proud owner of one Labrador retriever, he is involved with the Humane Society and local charities.

## 2013-14 GATOR BOOSTERS, INC. BOARD OF DIRECTORS

J. Rex Farrior, III <i>President</i> Tampa	Susanne Clemons <i>Okeechobee</i>	Merritt Fore <i>Ocala</i>	Leonard Levy <i>Tampa</i>	Nancy Perry <i>Gainesville</i>	Chip Tucker <i>Winter Haven</i>	<b>LEGACY DIRECTORS</b> Don Dizney <i>Windermere</i>	Mark Bostick <i>Auburndale</i>	David Hughes <i>Winter Park</i>	Kimberly Beach Walden <i>Bainbridge, GA</i>
Rob Gidel <i>President-Elect</i> Orlando	Ron Coleman <i>Orange Park</i>	Tom Freeman <i>DeBary</i>	Pat Lloveras <i>Dunedin</i>	Fred Ridley <i>Tampa</i>	Ward Wagner <i>West Palm Beach</i>	John Frost <i>Bartow</i>	Deirdre Dizney Brand <i>Ocala</i>	Len Johnson <i>Dade City</i>	Al Warrington <i>Freeport, TX</i>
Richard Ahrens <i>West Palm Beach</i>	Michael Connelly <i>Tampa</i>	George Garcia <i>Atlantic Beach</i>	Bill Lloyd <i>Daytona Beach</i>	Geoffrey Roepstorff <i>Sanibel Island</i>	Harry Wilder <i>Gulf Breeze</i>	Wayne Carse <i>Orlando</i>	Tom Johnson <i>Dade City</i>	Tom Johnson <i>Dade City</i>	Wayne Wiles <i>Ft. Myers</i>
John Alvarez <i>Ocala</i>	Andy Crawford <i>Jacksonville</i>	W. C. Gentry <i>Jacksonville</i>	Bonnie Lyons <i>Gainesville</i>	M. G. Sanchez <i>Gainesville</i>	<b>In Memoriam</b> Bill Heavener <i>Winter Park</i>	Joe Chapman <i>Panama City</i>	Bryan Kornblau <i>Glen Allen, VA</i>	Bryan Kornblau <i>Glen Allen, VA</i>	<b>In Memoriam</b> Greg Masters <i>Lakeland</i>
Nancy Anderson <i>Jacksonville</i>	Marshall Criser III <i>Miami</i>	Eric Holm <i>Winter Park</i>	Bernie Machen <i>Gainesville</i>	Kathie Seabrook <i>Ponte Vedra Beach</i>	Jimmy Anderson Warren Cason Duke Crittenden Fred Montsdeoca	Gale Lemerand <i>Ormond Beach</i>	Jerry Chicone, Jr. <i>Orlando</i>	Jerry Chicone, Jr. <i>Orlando</i>	Greg Masters <i>Lakeland</i>
John Bales <i>Tampa</i>	Bruce Culpepper <i>Tallahassee</i>	Rogers Holmes <i>Orange Park</i>	Steve Melnyk <i>Jacksonville</i>	Bryant Skinner <i>Jacksonville</i>		Gary Condron <i>Ponte Vedra Beach</i>	Gary Condron <i>Ponte Vedra Beach</i>	Gary Condron <i>Ponte Vedra Beach</i>	Tommy Oakley <i>Winter Haven</i>
Samuel Block <i>Vero Beach</i>	Doug Davidson <i>St. Petersburg</i>	Nate Jenkins <i>Ocoee</i>	Vic Miranda <i>Boca Raton</i>	Victor Smith <i>Bartow</i>		Irene Dizney <i>Windermere</i>	Irene Dizney <i>Windermere</i>	Irene Dizney <i>Windermere</i>	Joyce Oliver <i>Palatka</i>
Judy Boles <i>Gainesville</i>	Jody Davis <i>Gainesville</i>	Hjalma Johnson <i>Dade City</i>	Tom Mitchell <i>Gainesville</i>	Bob Spencer <i>Bradenton</i>		Ed Evans <i>Chicago, IL</i>	Ed Evans <i>Chicago, IL</i>	Ed Evans <i>Chicago, IL</i>	Jamie Pressly <i>Palm Beach</i>
Chris Bryan <i>Fernandina Beach</i>	Steve deMontmollin <i>Gainesville</i>	Richard Jones <i>Dallas, Texas</i>	Eric Nickelsen <i>Pensacola</i>	Kyle Story <i>Lake Wales</i>		Mary Lee Farrior <i>Tampa</i>	Mary Lee Farrior <i>Tampa</i>	Mary Lee Farrior <i>Tampa</i>	Katie Pressly <i>Palm Beach</i>
Lee Chira <i>Orlando</i>	Tom Donahoo <i>Jacksonville</i>	Jim Kimbrough <i>Brooksville</i>	Lynn Oakley <i>Lake Wales</i>	Jack Suarez <i>Tampa</i>		Rob Gidel <i>Windermere</i>	Rob Gidel <i>Windermere</i>	Rob Gidel <i>Windermere</i>	Kelly Smith <i>Orlando</i>
	Preston Farrior <i>Tampa</i>	Darryl Leclair <i>St. Petersburg</i>	Gene Peek <i>Jacksonville</i>	David Thomas <i>Windermere</i>		Ben Hill Griffin, III <i>Frostproof</i>	Ben Hill Griffin, III <i>Frostproof</i>	Ben Hill Griffin, III <i>Frostproof</i>	Steve Vining <i>Jacksonville</i>

# FLORIDA'S ATHLETIC SUCCESS

Last updated June 10, 2013.

## UNIVERSITY ATHLETIC ASSOCIATION

### Mission Statement

The University Athletic Association, Inc., exists to advance the University of Florida's teaching, research and service missions. Through the education and the promotion of the health and welfare of students, the University Athletic Association seeks to link experiences of all backgrounds, races, origins, genders and cultures to prepare generations of students and staff, including women and minorities, to be productive members of society. The character of the athletics programs at the University Athletic Association reflects the character of the University of Florida as a major, public, comprehensive institution of higher learning.

The University Athletic Association is dedicated to the intellectual, physical and personal development of student-athletes, as well as staff, including women and minorities. Demonstrating leadership in all decisions affecting college athletics, the University Athletic Association will act in an ethical and honest manner, will promote an environment fostering the professional and personal achievement of coaches, administrators and staff, will attain excellence in athletic performance, sportsmanship, financial strength and superior fan satisfaction. This vision in athletics is at the core of our responsibility to the University, to our students, and to the public at large.

## UF ANNUAL FINISHES NATIONAL ALL-SPORTS COMPETITION

The University of Florida is the only school in the country to finish among the nation's top 10 overall most successful programs each year since 1983.

Academic Year	UF Finish
1983-84	5th
1984-85	4th
1985-86	8th
1986-87	4th
1987-88	5th
1988-89	9th
1989-90	5th
1990-91	5th
1991-92	5th
1992-93	4th
1993-94	4th
1994-95	5th
1995-96	3rd
1996-97	5th
1997-98	T2nd
1998-99	4th
1999-00	7th
2000-01	7th
2001-02	3rd
2002-03	7th
2003-04	6th
2004-05	6th
2005-06	5th
2006-07	6th
2007-08	6th
2008-09	3rd
2009-10	2nd
2010-11	4th
2011-12	2nd
2012-13	2nd

Note: Prior to 1993-94, USA Today ranked the nation's top athletic programs. Beginning with 1993-94, The National Association of College Directors of Athletics took over the all-sports rankings.

## FLORIDA'S NATIONAL CHAMPIONSHIP TEAMS

Team	Year	Championship
Men's Golf	1968	NCAA Championship
Men's Golf	1973	NCAA Championship
Women's Swimming	1979	AIAW Championship
Gymnastics	1982	AIAW Championship
Women's Swimming	1982	NCAA Championship
Men's Swimming	1983	NCAA Championship
Men's Swimming	1984	NCAA Championship
Women's Golf	1985	NCAA Championship
Women's Golf	1986	NCAA Championship
Women's Track	1992	NCAA Indoor Championship
Women's Tennis	1992	NCAA Championship
Men's Golf	1993	NCAA Championship
Football	1996	Associated Press/Coaches'
Women's Tennis	1996	NCAA Championship
Soccer	1998	NCAA Championship
Women's Tennis	1998	NCAA Championship
Men's Golf	2001	NCAA Championship
Women's Tennis	2003	NCAA Championship
Men's Basketball	2006	NCAA Championship
Football	2006	BCS/Associated Press
Men's Basketball	2007	NCAA Championship
Football	2008	BCS/Associated Press
Women's Swimming & Diving	2010	NCAA Championship
Men's Indoor Track & Field	2010	NCAA Championship
Men's Indoor Track & Field	2011	NCAA Championship
Women's Tennis	2011	NCAA Championship
Men's Indoor Track & Field	2012	NCAA Championship
Women's Tennis	2012	NCAA Championship
Men's Outdoor Track & Field	2012	NCAA Championship
Gymnastics	2013	NCAA Championship

- The University of Florida is the only school in the country to finish among the nation's top-10 overall most successful programs each year since 1983. In 2012-13, UF finished second in the nation, making three of past four years and four times overall that the Gators have finished second.
- 79 Gator student-athletes graduated during the 2012-13 school year and 62 (78%) of them were part of a national and/or conference championship during their Gator careers.
- UF has won 30 National Championships in program history, including its first-ever Gymnastics NCAA Championship in 2013.
- The Gators added eight SEC Championships in 2012-13, running their total to an SEC-best 212 conference titles.
- Since 1990, Florida has not finished outside of the top two in the SEC All-Sports Trophy standings. The Gators have won 21 of the 23 trophies since that time and have swept both the men's and women's trophies in 13 of those years.
- UF's lacrosse team also added the American Lacrosse Conference (ALC) regular season titles in 2013, taking the title for the second year in a row. The Gators have won the ALC title twice in four years of the programs existence.
- Gator gymnast Bridget Sloan, who won the 2013 NCAA all-around championship, was a recipient of the Honda Sports Award, becoming the 16th Gator to receive the prestigious award. In 2012, gymnast Kytra Hunter won the NCAA all-around championship and also was a recipient of the Honda Sports Award.
- Four teams had a 100 percent Graduation Success Rate (GSR) as reported by the NCAA and had an overall GSR of 75 percent, ranking third in the SEC with Alabama behind Vanderbilt (85) and LSU (77).

## UF ANNUAL FINISHES IN THE SOUTHEASTERN CONFERENCE ALL-SPORTS TROPHY

Year	Men	Women	Overall
1973-74	3rd	---	---
1974-75	3rd	---	---
1975-76	4th	---	---
1976-77	2nd	---	---
1977-78	2nd	---	---
1978-79	3rd	---	---
1979-80	7th	---	---
1980-81	4th	---	---
1981-82	4th	---	---
1982-83	4th	---	---
1983-84	3rd	2nd	2nd
1984-85	4th	1st	2nd
1985-86	6th	2nd	3rd
1986-87	3rd	2nd	3rd
1987-88	2nd	1st	T1st
1988-89	2nd	1st	1st
1989-90	6th	3rd	4th
1990-91	2nd	2nd	2nd
1991-92	1st	1st	1st
1992-93	1st	1st	1st
1993-94	1st	2nd	1st
1994-95	2nd	1st	1st
1995-96	1st	1st	1st
1996-97	3rd	1st	1st
1997-98	1st	1st	1st
1998-99	1st	2nd	1st
1999-00	1st	1st	1st
2000-01	3rd	1st	1st
2001-02	1st	1st	1st
2002-03	1st	1st	1st
2003-04	1st	2nd	1st
2004-05	1st	3rd	1st
2005-06	2nd	3rd	2nd
2006-07	1st	1st	1st
2007-08	2nd	1st	1st
2008-09	1st	1st	1st
2009-10	1st	1st	1st
2010-11	1st	1st	1st
2011-12	1st	1st	1st
2012-13	1st	1st	1st

Note: The New York Times Regional Newspaper Group took over coordination of the SEC All-Sports rankings in 1994-95. Prior to that, the league tabulated the SEC All-Sports totals.

## NATIONAL CHAMPIONSHIPS IN DIFFERENT SPORTS

In school history, the Gators have won a national championship in 12 different sports, a figure that ranks fourth nationally among all Division I colleges.

School	Sports with National Championships
Stanford	19
UCLA	18
Southern Cal	17
<b>FLORIDA</b>	<b>12</b>
California	11
Michigan	11
Texas	11
Arizona State	10
Ohio State	9

# THE GATOR NATION

The University of Florida is in Gainesville...

The Gator Nation is **EVERYWHERE!**

## CARLOS ALVAREZ

(Football, 1969-71)

Carlos Alvarez finished his career as the all-time leading receiver in UF history. He has spent the last 25 years as an attorney after graduating from Florida with High Honors in 1972. He got his law degree from Duke in 1975, graduating with Honors. Alvarez was a three-time Academic All-American and earned an NCAA Post-Graduate Scholarship Award in 1971. He was inducted into the Academic All-America Hall of Fame in 1989.

## CRIS COLLINSWORTH

(Football, 1977-80)

The All-Pro wide receiver with the Cincinnati Bengals, who was named the 1981 NFL Rookie of the Year, has emerged as a five-time Emmy Award-winning studio analyst for his broadcast work on FOX, NBC and HBO, where he was a co-host on the award-winning HBO show "Inside the NFL." He is currently NBC's game analyst on its weekly NFL Sunday Night Football broadcast.

## HEATHER MITTS

(Soccer, 1996-99)

A 1999 first-team NSCAA All-American, Mitts was one of the most popular players for the now disbanded WUSA's Philadelphia Charge. Mitts helped the 2004 and 2008 U.S. Olympic Teams win back-to-back gold medals and trained with the 2006 U.S. National Team. An injury kept her off the 2007 U.S. World Cup Team, but Heather worked for ESPN and its coverage of the event. She was a member of the 2011 U.S. Women's World Cup team that competed in Germany over the summer.

## EMMITT SMITH

(Football, 1987-89)

A first-round selection of the Dallas Cowboys, Smith was named the 1990 NFL Rookie of the Year before earning NFL MVP honors in 1993 and being named MVP of Super Bowl XXVIII (1994). He became the all-time rushing leader in NFL history during the 2002 season. Upon retirement from the NFL, Emmitt showed his footwork remained intact by winning the 2006 "Dancing with the Stars" title. He was voted into the Pro Football Hall of Fame in 2010.

## DARA TORRES

(Swimming, 1985-89)

The 1988 overall SEC Female Athlete of the Year, who was a 28-time All-American at UF, made U.S. history in 2000 when she became the first woman to swim on four U.S. Olympic Teams. Torres topped that in 2008 when she became the first female swimmer over 40 to compete in the Olympic Games. At 41, she won three silver medals and has a total of 12 Olympic Medals.

**Chances are you've met many Gators in your life...**

**Chances are you remember them.**

As Gators, a unique experience defines us. We lead and know how to follow. We speak and know when to listen. We run Fortune 500 companies and cure diseases. We influence every field of business and science with unique perspectives and inspired collaboration. We come together to form an unbreakable bond that produces some exceedingly memorable Gators.

## DID YOU KNOW?

- In 1985, Florida became a member of the Association of American Universities, the prestigious higher-education organization comprising the top 61 public and private institutions in North America.
- Florida ranked second in the AAU for doctoral degrees awarded to African-American students in a recent study.
- UF contributes over \$8 billion annually to Florida's economy and is responsible for more than 106,000 jobs.
- 2013 marked the eighth year in a row that the University of Florida was named in the top three "Best Public College Values" in the U.S. by *Kiplinger's Personal Finance* magazine.
- UF ranked No. 2 on *SmartMoney* magazine's 2012 list of colleges and universities that help graduates get top salaries.
- UF alumni include at least nine former Florida governors, two Nobel Prize laureates, eight NASA astronauts and eight former U.S. ambassadors.
- In the past four decades, more presidents of the American Bar Association have come from the UF Levin College of Law than any U.S. law school.



## ERIN ANDREWS

(Florida, 2000)

Erin Andrews, who earned her telecommunications degree from UF in 2000, became a familiar face on ESPN broadcasts as a reporter after joining the network in 2004. Andrews, who now works for FOX, covers everything from college football and basketball to Major League Baseball and the National Football League. She was a member of the Dazzlers – a dance team of UF students that performs on the sidelines of Gator athletic events.

## DR. J. ROBERT CADE

The legendary University of Florida scientist who led the research team that gave the world Gatorade. Cade and his research fellows began experimenting with Gatorade in 1965 with the Florida football team and it has grown into a multibillion-dollar sports drink industry that has brought in more than \$150 million in royalties to UF.

## HAZEL CLARK

(Track, 1996-99)

The three-time NCAA national 800-meter champion led the Clark family to an unprecedented 1-2-3 sweep of the open spots in the half-mile on the 2000 U.S. Olympic Team. Clark is a three-time Olympian, representing the U.S.A. in 2000, '04 and '08.

## JACK KATZ

(Football, 1962-64)

Jack Katz, a letterman from 1962-64 and starting lineman, was one of the stars of the great upset victory over Alabama in Tuscaloosa in 1963. He founded Panama Jack following his graduation from UF. Katz was inducted into the UF Athletics Hall of Fame in 2008.

## RYAN LOCHTE

(Swimming, 2002-06)

Two-time NCAA Swimmer of the Year at Florida and a seven-time NCAA Champion and twenty-four time All-American. An 11-time Olympic medalist and the World Swimmer of the Year in 2010 and 2011. Holds the world record in the 100-meter individual medley, 200-meter individual medley (short and long course) and 400-meter individual medley (long course).

## DeLISHA MILTON-JONES

(Basketball, 1993-97)

The second overall selection in the 1997 ABL draft and the fourth overall pick in the 1999 WNBA Draft, Milton-Jones guided the U.S. Olympic Team to gold in 2000. The two-time WNBA All-Star won two WNBA titles while playing with the Los Angeles Sparks. Named to the 2007-08 U.S. Senior National Team.



# COMMUNITY INVOLVEMENT

UF football players perform more than 400 hours of community service annually.

## GOODWILL GATORS

### Mission Statement

The mission of the University Athletic Association's Goodwill Gators Community Outreach Program is to foster citizenship between administration, coaches, student-athletes and the greater Gainesville community. Through volunteerism, Goodwill Gators:

- strengthens our commitment to greater Gainesville and the surrounding communities.
- encourages citizenship, civic virtues and how one should behave as part of a community.
- enhances the personal development of student-athletes.

### HISTORY

With the accolades and benefits received by student-athletes come responsibilities. Student-athletes have a responsibility to serve the community that supports them as they grow physically, mentally and emotionally. The Goodwill Gators program understands and meets the need to be involved within the community by participating in weekly and annual service projects.

The Goodwill Gators program provides student-athletes with quality volunteer opportunities that allow them to give back to the community. In turn, the community may utilize the Goodwill Gator student-athletes as positive role models, eager volunteers and motivational speakers.

The Goodwill Gators program has been recognized nationally by the National Consortium of Academics and Sports (1998, 2000-11) for its outreach and service commitment to the community. Student-athletes have demonstrated a high commitment to the Goodwill Gators program making consistent appearances with several organizations.

## COMMUNITY PROGRAMS

### Gator Literacy

Designed to promote reading and literacy in Alachua County. Once a week, student-athletes read stories with children during their class time.

### Gator Club

The Gator Club program is a partnership with the Shands Medical Plaza. On Wednesdays and some Fridays, members of the UF football team visit with the pediatric patients at the Medical Plaza.

### Stephen Foster Intramurals

The children of Stephen Foster Elementary look forward to Tuesdays, when the Gators come to play intramural activities with them.

### Gator Tracks

Gator Tracks is an "angel tree"-type program that takes place during the holiday season. Local elementary school teachers provide the Gators with children's first names and shoe sizes, after recognizing that they are in need of new sneakers.

### B.L.A.Q.U.E.

In the spring of 2008, Florida Coach Urban Meyer initiated a mentor program for young at-risk males. Working with the African-American Accountability Alliance of Alachua County task force, the program B.L.A.Q.U.E. (Bold Leaders, Achieving Quality, Unity and Excellence) was developed. The program partnered 15 area middle school children with a Gator football player and a community leader. The goal is to affect change in the lives of at-risk black youth. Many of the kids in the initial year of the program are still in touch with their mentors today.

### Swamp Field Trip

A program that started in the spring of 2009, the "Swamp Field Trip" is available to local middle schools as a reward for their students who achieve good grades, are involved in community service, have had major improvements, etc. The students have the opportunity to speak with players and have a special tour of the football facility given by the players.

### Kids Kicking Cancer (pictured below)

Kids Kicking Cancer, Inc. is a nationwide program to help kids get through their serious illness and chronic pain by the use of martial arts to combat pain, fear and stress. There is a group in Gainesville that works with Shands Arts in Medicine to meet and practice martial arts at Shands Hospital. They visited UF to help show some football players the ways they combat their pain, stress and fear in hopes of teaching the football players that they can use this to fight their own stress, pain and fear. After the children taught the team members martial arts, the football players took them on a tour of the locker room and played catch on the football field.

## COMMUNITY PARTNERS

The following is a list of some of the community contributions from recent years:

Adopt-A-Family  
Alcohol Policy Reform  
ALS Association  
America Reads Tutorial Program  
American Cancer Society  
American Heart Association  
Baby Gator  
Children's Miracle Network  
City of Gainesville  
Dance Marathon  
Dean of Students Office  
Family Literacy Festival  
FCAT Pep Rally  
Forest Pines Community Center  
Gainesville Soccer Alliance  
Gator Club  
Girls Club  
GSOC  
Habitat for Humanity  
Harvest Food Drive  
Hospice Attic  
J.J. Finley Elementary  
Jump Rope for Heart  
LifeSouth Blood Centers  
Lincoln Middle School  
Littlewood Elementary  
M.K. Rawlings Elementary  
March of Dimes  
Million Minutes of Reading  
Norton Elementary  
P.K. Yonge Developmental School  
Ronald McDonald House  
SBAC Partners in Education  
Shand's Pediatric Hospital Visits  
Shands Medical Plaza  
Sidney Lanier Anchor School  
Special Olympics  
Sportsmanship Day  
St. Francis House  
Student-Athlete Field Day  
Talbot Elementary  
Terwilliger Elementary  
UF College of Education  
UF College of Nursing  
Wiles Elementary  
YMCA



# TWO-SPORT ATHLETES/WALK-ONS

## TWO-SPORT ATHLETES

Two-sport Gators who have been drafted by the National Football League or Major League Baseball since 1980:

**Reidel Anthony** (WR) *Football, Track*

A 1997 first-round NFL Draft pick by the Tampa Bay Buccaneers

**Rodney Brewer** (QB) *Football, Baseball*

A 1987 fifth-round selection by the St. Louis Cardinals as a first baseman

**Andre Caldwell** (WR) *Football, Track*

A 2008 third-round NFL Draft pick by the Cincinnati Bengals

**Reche Caldwell** (WR) *Football, Baseball*

A 2002 second-round NFL Draft pick by the San Diego Chargers

**John Capel** (WR) *Football, Track*

A 2001 seventh-round NFL Draft pick by the Chicago Bears

**Tate Casey** (TE) *Football, Baseball*

A 19th-round selection by the Minnesota Twins in the 2004 MLB Draft as a pitcher

**Riley Cooper** (WR) *Football, Baseball*

A 15th-round selection by the Philadelphia Phillies in the 2006 MLB Draft and a 25th-round draft pick in 2009 by the Texas Rangers as an outfielder; also a fifth-round 2010 NFL Draft pick by the Philadelphia Eagles

**Gavin Dickey** (QB/WR) *Football, Baseball*

A 12th-round selection by the Seattle Mariners in the 2006 MLB Draft

**Jacquez Green** (WR) *Football, Track*

A second-round selection in the 1998 NFL Draft by the Tampa Bay Bucs

**Ike Hilliard** (WR) *Football, Track*

A 1997 first-round NFL Draft pick by the New York Giants

**Cornelius Ingram** (TE) *Football, Basketball*

A fifth-round 2009 NFL Draft pick by the Philadelphia Eagles

**Willie Jackson** (WR) *Football, Basketball*

A 1994 third-round NFL Draft pick by the Dallas Cowboys; played with the Jacksonville Jaguars in 1995-97 and Cincinnati in 1998

**Taylor Jacobs** (WR) *Football, Track*

A 2003 second-round NFL Draft pick by the Washington Redskins

**Doug Johnson** (QB) *Football, Baseball*

A second-round selection in 1996 by the Tampa Bay Devil Rays as an infielder; became the starting quarterback for the Atlanta Falcons in 2000

**Erron Kinney** (TE) *Football, Basketball*

A third-round 2000 NFL Draft pick by the Tennessee Titans

**Marquand Manuel** (DB) *Football, Track*

A 2002 seventh-round NFL Draft pick by the Cincinnati Bengals

**Jamie McAndrew** (Punter) *Football, Baseball*

A 1989 first-round pick by the Los Angeles Dodgers as a pitcher

**Louis Murphy** (WR) *Football, Track*

A fourth-round 2009 NFL Draft pick by the Oakland Raiders

**Louis Oliver** (DB) *Football, Track*

A 1989 first-round NFL Draft pick by the Miami Dolphins; played with Miami and the Cincinnati Bengals

**Herbert Perry** (LB) *Football, Baseball*

A 1991 third-round pick in the MLB Draft by the Cleveland Indians as a third baseman

**Stacey Simmons** (WR) *Football, Track*

A 1990 NFL fourth-round draft pick by the Indianapolis Colts

**Aaron Walker** (TE) *Football, Baseball*

A 2003 fifth-round NFL Draft pick by the San Francisco 49ers

## Recent Florida Football Squad Members Who Have Participated in a Second Sport:

DB	Bennie Alexander	Football, Track
WR	Raphael Andrades	Football, Baseball
WR	Reidel Anthony	Football, Track
WR	Andre Caldwell	Football, Track
WR	Reche Caldwell	Football, Baseball
WR	John Capel	Football, Track
RB	Bo Carroll	Football, Track
TE	Tate Casey	Football, Baseball
WR	Riley Cooper	Football, Baseball
RB	Jeff Demps	Football, Track
QB	Gavin Dickey	Football, Baseball
DB	Vannez Gooch	Football, Track
WR	Jacquez Green	Football, Track
DT	Buck Gurley	Football, Track
WR	Frankie Hammond, Jr.	Football, Track
WR	Brian Haugabrook	Football, Track
WR	Ike Hilliard	Football, Track
TE	Cornelius Ingram	Football, Basketball
WR	Willie Jackson	Football, Basketball
WR	Taylor Jacobs	Football, Track
RB	Brandon James	Football, Track
QB	Doug Johnson	Football, Baseball
RB	Hunter Joyer	Football, Track
TE	Erron Kinney	Football, Basketball
DB	Marquand Manuel	Football, Track
WR	Louis Murphy	Football, Track
DE	Major Parker	Football, Basketball
CB	Wondy Pierre-Louis	Football, Track
RB	Chris Rainey	Football, Track
DT	Arpedge Rolle	Football, Track
WR	Deonte Thompson	Football, Track
TE	Aaron Walker	Football, Baseball
RB	Chevon Walker	Football, Track
DB	Dee Webb	Football, Track
WR	Paul Wilson	Football, Baseball

On March 13, 2010, junior running back Jeff Demps became the first student-athlete at the University of Florida to be a part of a national championship team in two different sports. Demps won the BCS National Championship in 2008 with the football team and the NCAA Championship in 2010 as a member of the indoor men's track team. He was also a part of the men's indoor track team that claimed the 2011 and 2012 NCAA titles.

## WALK-ONS

For years, the University of Florida football program has encouraged and fostered a walk-on program that gives many young men each year the opportunity to live their dream of playing major college football. Many former walk-ons have eventually earned scholarships (45 alone since 1990), earned starting positions, gained All-SEC and All-America honors and even eventually played professional football. Their eventual success has become a cherished part of the Gator football tradition and heritage.

- Fourteen former Gator walk-ons have gone on to play professional football: LS James Smith, DB Hagood Clarke, DB Allen Trammell, DB Bruce Vaughan, LB James Harrell, WR Lee McGriff, PK John James, PK David Posey, QB Kerwin Bell, DB Louis Oliver, WR Chris Doering, TE Tremayne Allen, PK Jeff Chandler and FB Billy Latsko.
- Former walk-on Louis Oliver was selected in the first round of the 1989 NFL Draft by Miami. He also earned first-team All-America honors in 1987 and 1988 and was one of three finalists for the Jim Thorpe Defensive Back of the Year Award in 1988.
- Former walk-on John James went on to earn All-Pro honors as a punter in the NFL with the Atlanta Falcons.
- Former walk-on Kerwin Bell earned SEC Player of the Year honors in 1984 and completed his career in 1987 as the greatest statistical passer in SEC history. Bell became a prominent Heisman Trophy candidate in 1987.
- When Bobby Raymond completed his career in 1984, the former walk-on's name appeared in the NCAA place-kicking records in five separate categories.
- Former walk-on wide receiver Gary Rolle was named Academic All-America and winner of the National Football Foundation Scholar-Athlete Award in 1984.
- Twenty-six members of the 1991 Southeastern Conference championship team, the first official SEC title in school history, were walk-ons.
- One hundred and forty-three (143) Gator walk-ons have earned Academic All-SEC honors.
- Former walk-on Judd Davis was named the 1993 Lou Groza National Place-Kicker of the Year. He was also named a first-team All-American that season and completed his UF career in 1994 with 225 points, then the top total in school history.
- Former walk-on Chris Doering completed his Gator career in 1995 with 31 career touchdown catches, the top total in SEC and UF history. Doering was named second-team All-America, as well as first-team All-SEC, in 1995 after grabbing 17 touchdown receptions, the best seasonal mark in SEC and UF history.
- Jeff Chandler joined the Gator program as a walk-on in 1998 and by the time he departed after the 2001 season, he had become UF's all-time leading scorer (368 points) and field-goal maker (67). He was a two-time semifinalist for the Groza Award, a two-time first-team All-SEC choice and a second-team All-American in 2001.
- The 1985 Gator team that finished 9-1-1 and fifth in the final national rankings had 18 prominent players that originally joined the program as walk-ons.
- Seven former Gator walk-ons – WR Lee McGriff, WR Chris Doering, DE Preston Kendrick, PK David Posey, QB Kerwin Bell, DB Louis Oliver and PK Jeff Chandler – have gone on to earn first-team All-SEC honors.
- The 2006 BCS National Championship squad featured 36 walk-ons, including five student-athletes that earned scholarships.

# COMPLIANCE INFORMATION

## NCAA RULES EDUCATION PROSPECTIVE STUDENT-ATHLETES

### PROSPECTIVE STUDENT-ATHLETE

You are a "prospective student-athlete" when you start ninth-grade classes. Before the ninth grade, you become a prospective student-athlete if a college gives you (or your relatives or friends) any financial aid or other benefits that the college does not provide to prospective students generally.

You become a "recruited prospective student-athlete" at a particular college if any coach or representative of the college's athletics interest (booster or representative) approaches you (or any member of your family) about enrolling and participating in athletics at that college. Activities by coaches or boosters that cause you to become a recruited prospective student-athlete are:

- providing you with an official visit;
- visiting you or any other member of your family anywhere other than the college campus;
- placing more than one telephone call to you or any other member of your family; or
- signing a National Letter of Intent or a University of Florida written offer of athletically related financial aid.

### ACADEMICS AND AMATEURISM

It is extremely important for you to give maximum academic effort as you conclude your high school attendance while maintaining your amateur status before entering college. To practice or play during your freshman year, you must meet the provisions of NCAA Bylaw 14.3, which include: (a) graduating from high school, (b) achieving a minimum cumulative grade point average in 16 core courses and achieving a corresponding minimum combined score on the SAT, or a minimum sum total score on the ACT as determined by the NCAA Eligibility Center. You must also meet the provisions of Bylaw 12.3, which include verification that you have retained your amateur status prior to entering college. The NCAA Eligibility Center must certify the initial-eligibility and amateur status of all incoming freshman student-athletes. Therefore, you must register with the Eligibility Center as soon as possible. For online web access contact: [www.eligibilitycenter.org](http://www.eligibilitycenter.org).

### INDUCEMENTS

All institutional staff members and boosters are prohibited from offering or providing any financial aid or other benefits to you or your relatives or friends other than those expressly permitted by NCAA regulations. Specifically prohibited inducements include:

- providing cash or loans in any amount, or
- signing or co-signing for a loan
- providing gifts of any kind, including clothing or equipment
- providing special discounts for goods or services
- providing free or reduced housing/rent

Should you have any questions regarding NCAA rules and regulations, please feel free to contact the University of Florida Athletic Association Compliance Office at:  
(352) 375-4683, x6022



## 2013 GATOR IMG SPORTS NETWORK

List as of June 4, 2013. All game coverage on the network begins two hours prior to kick-off. All games and shows can also be heard online at [www.GatorZone.com](http://www.GatorZone.com) (Subject to change)

Market	Station	Frequency	Market	Station	Frequency
Bartow	WWBF-AM	1130	Miami	WIOD-AM	610
Blountstown	WPHK-FM	102.7	New Smyrna Beach	WSBB-AM	1230
Brooksville	WWJB-AM	1450	Okeechobee	WOKC-AM	1570
Cocoa	WMEL-AM	1300	Okeechobee	WOKC-FM (Translator)	100.9
Clearwater/Dade City	WDCE-AM	1350	Orlando	WFLF-AM	540
Clewiston	WAFB-AM	590	Palatka	WIYD-AM	1260
Ft. Myers/Naples/Marco Island	WINK-AM	1200	Panama City	WTKP-FM	93.5
Ft. Myers/Naples/Marco Island	WNPL-AM	1460	Port Saint Joe	WTKP-FM	93.5
Ft. Pierce/PSL/Stuart	WSTU-AM	1450	Pensacola/Ft. Walton Bch	WTKE-FM	100.3
Gainesville	WRUF-FM	103.7	Pensacola	WDWR-AM	1230
Gainesville	WRUF-AM	850	Sarasota	WLSS-AM	930
Griffin, GA	WKEU-FM	88.9	Sebring	WWTK-AM	730
Griffin, GA	WKEU-AM	1450	St. Augustine	WAOC-AM	1420
Homosassa	WXCV-FM	95.3	Tallahassee	WTAL-AM	1450
Jacksonville	WFXJ-AM	930	Tampa	WDAE-AM	620
Key West	WKWF-AM	1600	West Palm Beach	WZZR-FM	94.3
Lake City	WNFB-FM	94.3	West Palm Beach	WZCC-AM	1290 •
Lake City	WDSR-AM	1340			
Lakeland	WONN-AM	1230			
Melbourne/Sebastian	WSJZ-FM	95.9			
Miami	WINZ-AM	940			

• Men's basketball Only

# 2013 OPPONENTS

## August

### 31 TOLEDO

*Ben Hill Griffin Stadium*  
Gainesville, Florida  
SID: Paul Helgren  
Email: paul.helgren@utoledo.edu  
Office: (419) 530-4918  
Secondary: Steve Easton  
Email: steven.easton@utoledo.edu  
Office: (419) 530-4921  
Press Box: (419) 530-3732  
Website: www.UTRockets.com  
Head Coach: Matt Campbell

## September

### 7 at MIAMI (FL)

*Sun Life Stadium*  
Miami Gardens, Florida  
SID: Chris Yandle  
Email: c.yandle@miami.edu  
Office: (305) 284-3248  
Secondary: Scott Zavitz  
Email: szavitz@miami.edu  
Office: (305) 284-3236  
Press Box: (305) 623-6223  
Website: www.HurricaneSports.com  
Head Coach: Al Golden

### 21 TENNESSEE

*Ben Hill Griffin Stadium*  
Gainesville, Florida  
SID: Jimmy Stanton  
Email: jimmystanton@tennessee.edu  
Office: (865) 974-1212  
Secondary: Jason Yellin  
Email: jyellin@utk.edu  
Office: (865) 974-9494  
Press Box: (865) 974-2937  
Website: www.UTsports.com  
Head Coach: Butch Jones

### 28 at KENTUCKY

*Commonwealth Stadium*  
Lexington, Kentucky  
SID: Tony Neely  
Email: tneely@uky.edu  
Office: (859) 257-3838  
Secondary: Susan Lax  
Email: slax0@email.uky.edu  
Office: (859) 257-3838  
Press Box: (859) 323-2888  
Website: www.UKathletics.com  
Head coach: Mark Stoops

## October

### 5 ARKANSAS

*Ben Hill Griffin Stadium*  
Gainesville, Florida  
SID: Zack Higbee  
Email: zhigbee@uark.edu  
Office: (479) 575-5786  
Secondary: Derek Satterfield  
Email: dsatterf@uark.edu  
Office: (479) 575-6926  
Press Box: (479) 575-6622  
Website: www.ArkansasRazorbacks.com  
Head Coach: Bret Bielema

### 12 at LSU

*Tiger Stadium*  
Baton Rouge, Louisiana  
SID: Michael Bonnette  
Email: mbonnet@lsu.edu  
Office: (225) 578-8226  
Secondary: Bill Martin  
Email: wmarti4@lsu.edu  
Office: (225) 578-8204  
Press Box: (225) 578-6122  
Website: www.LSUsports.net  
Head Coach: Les Miles

### 19 at MISSOURI

*Faurot Field*  
Columbia, Missouri  
SID: Chad Moller  
Email: mollerc@missouri.edu  
Office: (573) 882-0712  
Secondary: Steve Keers  
Email: keerss@missouri.edu  
Office: (573) 882-2531  
Press Box: (573) 882-7311  
Website: www.MUTigers.com  
Head Coach: Gary Pinkel

## November

### 2 vs. GEORGIA

*EverBank Field*  
Jacksonville, Florida  
SID: Claude Felton  
Email: cfelton@sports.uga.edu  
Office: (706) 542-1621  
Secondary: Christopher Lakos  
Email: clakos@sports.uga.edu  
Office: (706) 542-1621  
Press Box: (706) 542-7780  
Website: www.GeorgiaDogs.com  
Head Coach: Mark Richt

### 9 VANDERBILT (HOMECOMING)

*Ben Hill Griffin Stadium*  
Gainesville, Florida  
SID: Larry Leathers  
Email: larry.leathers@vanderbilt.edu  
Office: (615) 343-6437  
Secondary: Kyle Parkinson  
Email: kyle.parkinson@vanderbilt.edu  
Office: (615) 343-0020  
Press Box: (615) 320-0436  
Website: www.VUCommodores.com  
Head Coach: James Franklin

### 16 at SOUTH CAROLINA

*Williams-Brice Stadium*  
Columbia, South Carolina  
SID: Steve Fink  
Email: finksc@mailbox.sc.edu  
Office: (803) 777-7987  
Secondary: Andrew Kitick  
Email: kitick@mailbox.sc.edu  
Office: (803) 777-5257  
Press Box: (803) 777-2040  
Website: www.USCsports.com  
Head Coach: Steve Spurrier

### 23 GEORGIA SOUTHERN

*Ben Hill Griffin Stadium*  
Gainesville, Florida  
SID: Barrett Gilham  
Email: bgilham@georgiasouthern.edu  
Office: (912) 478-5448  
Secondary: A.J. Henderson  
Email: ajhenderson@georgiasouthern.edu  
Office: (912) 478-5071  
Press Box: (912) 681-3896  
Website: www.GSEagles.com  
Head Coach: Jeff Monken

### 30 FLORIDA STATE

*Ben Hill Griffin Stadium*  
Gainesville, Florida  
SID: Kerwin Lonzo  
Email: klonzo@fsu.edu  
Office: (850) 644-5656  
Secondary: Bob Thomas  
Email: bthomas2@fsu.edu  
Office: (850) 644-0615  
Press Box: (850) 644-4057  
Website: www.Seminoles.com  
Head Coach: Jimbo Fisher

# 2013 SEC SCHEDULE GRID

ALABAMA	Aug. 31 Virginia Tech Atlanta	Sept. 7	Sept. 14 Texas A&M College Station	Sept. 21 Colorado St. Tuscaloosa	Sept. 28 Ole Miss Tuscaloosa	Oct. 5 Georgia St. Tuscaloosa	Oct. 12 Kentucky Lexington	Oct. 19 Arkansas Tuscaloosa	Oct. 26 Tennessee Tuscaloosa	Nov. 2 Auburn Fayetteville	Nov. 9 LSU Tuscaloosa	Nov. 16 Mississippi St. Starkville	Nov. 23 Chattanooga Tuscaloosa	Nov. 30 Auburn Auburn
ARKANSAS	Louisiana Fayetteville	Samford Little Rock	Southern Miss Fayetteville	Rutgers Piscataway	Texas A&M Fayetteville	Florida Gainesville	South Carolina Fayetteville	Alabama Tuscaloosa	Auburn Fayetteville	Ole Miss Oxford	LSU Tuscaloosa	Mississippi St. Little Rock	LSU Baton Rouge (November 29)	
AUBURN	Washington St. Auburn	Arkansas St. Auburn	Mississippi St. Auburn	LSU Baton Rouge	Ole Miss Auburn	W. Carolina Auburn	Texas A&M College Station	Florida Atlantic Auburn	Arkansas Fayetteville	Tennessee Knoxville	Georgia Auburn	Mississippi St. Little Rock	Alabama Auburn	
FLORIDA	Toledo Gainesville	Miami Miami Gardens	Tennessee Gainesville	Kentucky Lexington	Arkansas Gainesville	LSU Baton Rouge	Missouri Columbia	Georgia Jacksonville	Vanderbilt Gainesville	South Carolina Columbia	Vanderbilt Gainesville	South Carolina Columbia	Ga. Southern Gainesville	Florida St. Gainesville
GEORGIA	Clemson Clemson	South Carolina Athens	North Texas Athens	LSU Athens	Tennessee Knoxville	Missouri Athens	Vanderbilt Nashville	Florida Jacksonville	Appalachian St. Athens	Auburn Auburn	Kentucky Athens	Kentucky Athens	Georgia Tech Atlanta	
KENTUCKY	W. Kentucky Nashville	Miami (OH) Lexington	Louisville Lexington	Florida Lexington	South Carolina Columbia	Alabama Lexington	Mississippi St. Starkville (October 24)	Alabama St. Lexington	Missouri Lexington	Vanderbilt Nashville	Georgia Athens	Georgia Athens	Tennessee Lexington	
LSU	TCU Arlington	UNB Baton Rouge	Kent St. Baton Rouge	Auburn Baton Rouge	Georgia Athens	Mississippi St. Starkville	Florida Baton Rouge	Ole Miss Oxford	Furman Baton Rouge	Alabama Tuscaloosa	Auburn Tuscaloosa	Vanderbilt Nashville	Texas A&M Baton Rouge (November 29)	Arkansas Baton Rouge (November 29)
OLE MISS	Vanderbilt Nashville (August 29)	SE Missouri Oxford	Texas Austin	Alabama Tuscaloosa	Auburn Auburn	Texas A&M Oxford	Idaho Oxford	Arkansas Oxford	Arkansas Oxford	Troy Oxford	Missouri Oxford	Missouri Oxford	Mississippi St. Starkville (November 28)	Ole Miss Starkville (November 28)
MISSISSIPPI STATE	Oklahoma St. Houston	Alcorn St. Starkville	Auburn Auburn	Troy Starkville	LSU Starkville	Bowling Green Starkville	Georgia Athens	Florida Columbia	Kentucky Starkville (October 24)	South Carolina Columbia	Texas A&M College Station	Alabama Starkville	Arkansas Little Rock (November 28)	Ole Miss Starkville (November 28)
MISSOURI	Murray St. Columbia	Toledo Columbia	Indiana Bloomington	Arkansas St. Columbia	Vanderbilt Nashville	Georgia Athens	Florida Columbia	South Carolina Columbia, Mo.	Tennessee Columbia	Kentucky Lexington	Florida Lexington	Ole Miss Oxford	Texas A&M Columbia	
SOUTH CAROLINA	North Carolina Columbia (August 29)	Georgia Athens	Vanderbilt Columbia	UCF Orlando	Kentucky Columbia	Arkansas Fayetteville	Tennessee Knoxville	Missouri Columbia, Mo.	Mississippi St. Columbia	Florida Columbia	Florida Columbia	Coastal Carolina Columbia	Clemson Columbia	
TENNESSEE	Austin Peay Knoxville	W. Kentucky Knoxville	Oregon Eugene	South Alabama Knoxville	Georgia Knoxville	South Carolina Knoxville	Alabama Tuscaloosa	Missouri Columbia	Mississippi St. Columbia	Auburn Knoxville	Auburn Knoxville	Vanderbilt Knoxville	Kentucky Lexington	
TEXAS A&M	Rice College Station	Sam Houston College Station	Alabama College Station	Arkansas Fayetteville	Ole Miss Oxford	Auburn College Station	Vanderbilt College Station	UTEP College Station	Mississippi St. College Station	Mississippi St. College Station	LSU Baton Rouge	LSU Baton Rouge	Missouri Columbia	
VANDERBILT	Ole Miss Nashville (August 29)	Austin Peay Nashville	South Carolina Columbia	Massachusetts Foxborough	UAB Nashville	Missouri Nashville	Georgia Nashville	Texas A&M College Station	Florida Gainesville	Kentucky Nashville	Kentucky Nashville	Tennessee Knoxville	Wake Forest Nashville	

2013 SEC Championship Game • Saturday, December 7 • Atlanta, Ga.

COACHES

PLAYERS

2012 RECAP

HISTORY

HONORS

GATORS IN THE NFL

ALL-TIME RESULTS

RECORD BOOK

LETTERWINNERS

FLORIDA ATHLETICS



# 2013 SEC WEEKLY SCHEDULE

## \*Southeastern Conference Games

### AUGUST 31

\*Ole Miss at Vanderbilt (8/29)  
Alabama vs. Virginia Tech (Atlanta, Ga.)  
Louisiana at Arkansas  
Washington St. at Auburn  
Toledo at **FLORIDA**  
Georgia at Clemson  
Kentucky vs. W. Kentucky (Nashville)  
LSU vs. TCU (Arlington, Texas)  
Mississippi St. vs. Oklahoma St. (Houston, Texas)  
Murray St. at Missouri  
North Carolina at South Carolina (8/29)  
Austin Peay at Tennessee  
Rice at Texas A&M

### SEPTEMBER 7

*Bye - Alabama*  
\*South Carolina at Georgia  
Samford at Arkansas (Little Rock, Ark.)  
Arkansas St. at Auburn  
**FLORIDA** at Miami  
Miami (OH) at Kentucky  
UAB at LSU  
SE Missouri at Ole Miss  
Alcorn St. at Mississippi St.  
Toledo at Missouri  
W. Kentucky at Tennessee  
Sam Houston at Texas A&M  
Austin Peay at Vanderbilt

### SEPTEMBER 14

*Bye - FLORIDA, Georgia, Missouri*  
\*Alabama at Texas A&M  
\*Mississippi St. at Auburn  
\*Vanderbilt at South Carolina  
Southern Miss at Arkansas  
Louisville at Kentucky  
Kent St. at LSU  
Ole Miss at Texas  
Tennessee at Oregon

### SEPTEMBER 21

*Bye - Kentucky, Ole Miss, South Carolina*  
\*Auburn at LSU  
\*Tennessee at **FLORIDA**  
Colorado St. at Alabama  
Arkansas at Rutgers  
North Texas at Georgia  
Troy at Mississippi St.  
Missouri at Indiana  
SMU at Texas A&M  
Vanderbilt vs. Massachusetts (Foxborough, Mass.)

### SEPTEMBER 28

*Bye - Auburn, Mississippi St.*  
\*Ole Miss at Alabama  
\*Texas A&M at Arkansas  
\***FLORIDA** at Kentucky  
\*LSU at Georgia  
Arkansas St. at Missouri  
South Carolina at UCF  
South Alabama at Tennessee  
UAB at Vanderbilt

### OCTOBER 5

*Bye - Texas A&M*  
\*Arkansas at **FLORIDA**  
\*Ole Miss at Auburn  
\*Georgia at Tennessee  
\*Kentucky at South Carolina  
\*LSU at Mississippi St.  
\*Missouri at Vanderbilt  
Georgia St. at Alabama

### OCTOBER 12

*Bye - Tennessee, Vanderbilt*  
\*Alabama at Kentucky  
\*South Carolina at Arkansas  
\***FLORIDA** at LSU  
\*Missouri at Georgia  
\*Texas A&M at Ole Miss  
W. Carolina at Auburn  
Bowling Green at Mississippi St.

### OCTOBER 19

*Bye - Kentucky, Mississippi St.*  
\*Arkansas at Alabama  
\*Auburn at Texas A&M  
\***FLORIDA** at Missouri  
\*Georgia at Vanderbilt  
\*LSU at Ole Miss  
\*South Carolina at Tennessee

### OCTOBER 26

*Bye - Arkansas, FLORIDA, Georgia*  
\*Tennessee at Alabama  
\*Kentucky at Mississippi St. (10/24)  
\*South Carolina at Missouri  
\*Vanderbilt at Texas A&M  
Florida Atlantic at Auburn  
Furman at LSU  
Idaho at Ole Miss

### NOVEMBER 2

*Bye - Alabama, LSU, Ole Miss*  
\*Auburn at Arkansas  
\***FLORIDA** vs. Georgia (Jacksonville, Fla.)  
\*Mississippi St. at South Carolina  
\*Tennessee at Missouri  
Alabama St. at Kentucky  
UTEP at Texas A&M

### NOVEMBER 9

*Bye - South Carolina*  
\*LSU at Alabama  
\*Arkansas at Ole Miss  
\*Auburn at Tennessee  
\*Vanderbilt at **FLORIDA**  
\*Missouri at Kentucky  
\*Mississippi St. at Texas A&M  
Appalachian St. at Georgia

### NOVEMBER 16

*Bye - Arkansas, LSU, Missouri, Tennessee, Texas A&M*  
\*Alabama at Mississippi St.  
\*Georgia at Auburn  
\***FLORIDA** at South Carolina  
\*Kentucky at Vanderbilt  
Troy at Ole Miss

### NOVEMBER 23

*Bye - Auburn*  
\*Mississippi St. at Arkansas (Little Rock, Ark.)  
\*Kentucky at Georgia  
\*Texas A&M at LSU  
\*Missouri at Ole Miss  
\*Vanderbilt at Tennessee  
Chattanooga at Alabama  
Georgia Southern at **FLORIDA**  
Coastal Carolina at South Carolina

### NOVEMBER 30

\*Auburn at Alabama  
\*Arkansas at LSU  
\*Tennessee at Kentucky  
\*Ole Miss at Mississippi St.  
\*Texas A&M at Missouri  
Florida St. at **FLORIDA**  
Georgia at Georgia Tech  
Clemson at South Carolina  
Wake Forest at Vanderbilt

### DECEMBER 7

SEC Championship Game (Atlanta, Ga.)

## INDEX

100-yard Rushers	147	Davey O'Brien Quarterback Award	92	Jack Tatum Award	93	Ole Miss Series History	119	SEC Offensive Player of the Year	93
100-yard Receivers, Same Game	153	Davis, Jarrad	45	Jackson, Jack	83	Oliver, Louis	82	SEC Player of the Year	93
100-yard Receiving Games	152	Davis, Judd	82	Jackson, Octavius	46	Opening Day Superlatives	162	SEC Players of the Week	89
100-yard Rushers, Same Game	147	Davis, Tim	9	Jacksonville State Recap (2012)	64	Opponent Game Superlatives	163	SEC Record Holders	160
100-yard Rushing Games	148	Debose, Andre	23	Jacobs Blocking Trophy	93	Opponent History	117	SEC Schedule	194-195
300-yard Passing Games	150	Defensive Records	158	Jacobs, Damien	30	Opponent Individual Game Highs (2012)	52	SEC Special Teams Player of the Year	93
Academic All-America	91	Defensive Statistics (2012)	51	James W. Kynes Award	94	Opponent Information	193	Senior Bowl	89
Academic All-America Hall of Fame	91	Defensive Stats (Year-by-Year)	140	James, Brandon	85	Opponent Team Game Highs (2012)	52	Sheppard, Lito	84
Academic All-American of the Year	91	Dennis, Guy	80	John Mackey Award	93	Opponent Team Game-by-Game Stats (2012)	57	Sherit, Jordan	48
Adams, Cody	18	Diamond, Bair	24	Johnson, Alonzo	82	Orr, Leon	35	Showers, Valdez	41
Against a Ranked Opponent	127	Dillard, Cameron	46	Johnson, Roderick	46	Ortega, Ralph	80	Shutouts	123
Ajagbe, Gideon	18	Dillman, Jeff	17	Jones, Matt	30	Outland Trophy	92	Signing Class (2013)	44
Alabama Series History	118	Driskel, Jeff	24	Joyer, Hunter	31	Overtime Games	126	Silberman, Ian	41
All-American Football Found. COY	92	Dunbar, Quinton	25	Kearse, Jevon	83	Parrish, Ryan	36	Situational Records	124
All-Americans	76	Dupree, Larry	79	Kentucky Recap (2012)	60	Participation (2012)	58	Smith, Emmitt	74, 82
All-Purpose Leaders (Yearly)	142	Durkin, D.J.	10	Kentucky Series History	119	Passing Leaders (Yearly)	141	Smith, Larry	80
All-SEC	87	Early Enrollees	170	Kicking Records	155	Passing Records	149	Snell, Shannon	85
All-Star Games	89	Easley, Dominique	25	Kickoff Return Leaders (Yearly)	143	Patton, Solomon	36	South Carolina Recap (2012)	62
All-Time Coaching Records	116	East-West Shrine Game	89	Kitchens, Darrin	31	Peacock, Ben	37	South Carolina Series History	120
All-Time Comebacks	168	Elam, Matt	86	Koehne, Kyle	32	Pearson, Mike	84	Spikes, Brandon	85
All-Time vs. Opponents	117	ESPY	93	Kynes, Bill	91	Pease, Brent	13	Spurrier, Steve	74, 79
Alvarez, Carlos	80, 91	Fennell, Todd	26	Lane, Adam	47	Peterson, Mike	84	Starters, Defense (2012)	51
Andrades, Raphael	18	Fergie Ferguson Award	94	LaPradd, Charlie	79	Phillips, Brad	37	Starters, Offense (2012)	50
Anthony, Reidel	83	Ferguson, Forrest "Fergie"	79, 94	Last Time a Gator Was Drafted	103	Phillips, Joker	14	Staver, Max	48
Anzalone, Alex	45	Ferris, Drew	26	Lawing, Brad	11	Pittman, Latroy	97	Sturgis, Caleb	86
AP Poll Appearances	127	First-Round Draft Picks	98	Lawless, Burton	80	Players Declaring Early for NFL Draft	39	Sugar Bowl (1997)	66
Arkansas Series History	118	First-Team All-Americans	79	Ledbetter, Rhaheim	32	Poole, Brian	38	Sugar Bowl Recap (2012)	65
Armstrong, Trace	82	Florida All-Star Gridiron Classic	89	Letterwinners	176-183	Pouncey, Maurkice	86	Sullivan Award	92
As a Ranked Team	127	Florida Field Records	121	Lewis, Derek	12	Powell, Jeremi	86	Super Bowl	97
Assistant Coaches, All-Time	171	Florida Field Timeline	122	Little, David	81	Powell, Ronald	38	Support Staff	17
Attendance Records	122	Florida Game Superlatives	161	Lombardi Award	92	Pro Bowl	97	Tackle Leaders (Yearly)	144
Auburn Series History	118	Florida State Recap (2012)	64	Lott Trophy	93	Pronunciation Guide	3	Tannen, Steve	80
Bailey, Alvin	45	Florida State Series History	118	Lou Groza Award	93	Provanha, Christian	39	Taylor, Fred	84
Ball, Neiron	18	Florida Team Game-by-Game Stats (2012)	56	Louisiana Recap (2012)	63	Punt Return Leaders (Yearly)	143	Taylor, Kelvin	48
Barrow, John	79	Florida's Athletic Success	186	Louisville Recap (2012)	65	Punting Leaders (Yearly)	144	Taylor, Kent	41
Battle of Florida	89	Floyd, Shariff	86	LSU Recap (2012)	61	Punting Records	157	Taylor, Michael	42
BCS Appearances	128	Foley, Jeremy N.	18	LSU Series History	119	Purify, Loucheiz	39	Team Game Highs (2012)	52
BCS National Championship (2007)	67	Fowler, Dante, Jr.	26	Machen, Dr. J. Bernard	184	Quick Facts	1	Team Records	166
BCS National Championship (2009)	68	Freshman Starters	170	Maignan, Chris	32	Rain Games	124	Team Statistics (2012)	49
Ben Hill Griffin Stadium	122	Fuchs, Matthew	27	Manning Award	92	Rankings	127	Tebow, Tim	85
Bennett, Bruce	79	Fulwood, Ahmad	46	Margin of Victory 40+	123	Ratliff, Keiwan	84	Tennessee Recap (2012)	60
Biletchnikoff Award	92	Fumble Return Touchdowns	159	Marshall, Wilber	74, 81	Ray Graves Award	94	Tennessee Series History	120
Bostwick, Jay-Nard	45	Gaffney, Jabar	84	Masline, Darius	33	Ray Guy Award	93	Texas A&M Recap (2012)	59
Bowl Game MVPs	126	Gagner, Larry	79	Matthews, Lynn	79	Raycom College All-Star Classic	89	Texas A&M Series History	120
Bowl History	128-138	Galloway, David	81	Maxwell Award	92	Reaves, John	80	Texas vs. The Nation	89
Bowl Records	145	Game-Winning Field Goals	155	Maye, Marcus	33	Receiving Leaders (Yearly)	141	The Swamp Quick Facts	121
Bowl Streaks	128	Garcia, Max	27	McCalister, Alex	33	Receiving Records	151	Thompson, Chris	48
Bowling Green Recap (2012)	59	Gator Boosters, Inc. Board of Directors	185	McGriff, Ryan	33	Record Holders	160	Thompson, Colin	42
Brantley, Caleb	45	Gator IMG Sports Network	190	McMillian, Daniel	47	Record on Network TV	110	Thorp Award	93
Bronko Nagurski Trophy	92	Gator Nation	187	McNeely, Mike	33	Record vs. Defending National Champions	124	Thurman, Trip	42
Brown, Alex	84	Gators in the NFL (2012)	97	Media Information (Florida)	191	Reed, Jarran	47	Total Offense Leaders (Yearly)	142
Brown, Jeremy	19	Georgia Recap (2012)	62	Media Information (SEC)	192	Results (2012)	49	Total Offense Records	153
Brown, Lomas	81	Georgia Series History	118	Miami Series History	119	Results (2012)	49	Townsend, Johnny	48
Brown, Mack	19	Gilmore, Michael	91	Miles, Hugh	34	Return Records	156	Two-Sport Athletes	189
Brown, Trenton	45	Gorman, Jabari	27	Mississippi State Series History	119	Return Touchdowns	157	UAA Board of Directors	184
Bullard, Jonathan	20	Green, Chaz	28	Missouri Recap (2012)	63	Rhett, Erric	82	UF Intercollegiate Athletics Committee	184
Burton, Clay	20	Green, Jacques	84	Missouri Series History	120	Rhodes Scholar	91	UF Media Information	191
Burton, Trey	20	Green, Sammy	80	Mobley, A.J.	34	Richardson, Huey	82	UF Stat Champions	165
Butkus Award	92	Grossman, Rex	84	Moore, Tyler	47	Riggs, Cody	40	Uniform Selection	125
Bye Week Records	124	Guy, Jacob	28	Mormhinweg, Skyler	34	Riles, Antonio	47	Unitas Golden Arm Award	92
Campbell, David	21	Haden, Joe	85	Morrison, Antonio	34	Rimington Trophy	92	Van Aman, Grant	43
Career Yardage Leaders	154	Halapio, Jon	28	Murphy, Tyler	35	Ring of Honor	74	Van Sickle, Dale	79
Carr, Bill	80	Hardin, Austin	29	Muschamp, Will	4-7	Roberson, Marcus	40	Vanderbilt Recap (2012)	61
Carter, Kevin	82	Hargreaves, Vernon, III	46	National Championship Teams	66	Robinson, Demarcus	47	Vanderbilt Series History	120
Casey, Charley	79	Harris, Marcell	46	National Defensive Player of the Year	92	Robinson, Travaris	15	Velez, Francisco	43
Casino Del Sol College All-Star Game	89	Harrison, Jonotthan	29	National Freshman Player of the Year	92	Rolin, Matt	48	Vogel, Justin	43
CFA Scholar-Athlete	91	Harvin, Percy	85	National Honors	91	Rolle, Gary	91	Walk-Ons	189
Chandler, Wes	81	Hawkins, Marqui	46	National Offensive Player of the Year	92	Roster	2-3	Washington, Nick	48
Charlton, Clifford	81	Heckman, Vel	79	National Player of the Year	92	Rushing Leaders (Yearly)	141	Watkins, Jaylen	43
Choate, Jeff	8	Heisman Trophy	75, 92	National Quarterback of the Year	92	Rushing Records	146	Weary, Fred	44
Christy, Kyle	22	Henry, Chas	86	National Record Holders	160	Sammy Baugh Trophy	92	Westbrook, Tevin	84
Chuck Bednarik Award	93	Hernandez, Aaron	86	NCAA Post-Graduate Scholarship	91	Schroeder, Evan	41	White, Brian	16
Clark, Tim	22	Herndon, Mark	29	NCAA Today Top Eight	91	Scoring Records	156	White, Will	92
Coaching Records, All-Time	116	Hilliard, Ike	83	Neal, Keanu	47	Season Bests	167	William V. Campbell Trophy	81
Coaching Staff	3	Hula Bowl	89	Nelson, Reggie	85	Season Notes (2012)	65	Williams, Jarvis	81
Coaching Staffs, All-Time	172-175	Humphries, D.J.	29	Network TV Record	110	SEC Academic Honor Roll	90	Williams, Quintez	44
College Football Hall of Fame	93	IMG Sports Network	190	NFF Hall of Fame	93	SEC All-Freshman Team	90	Wilson, Dakota	44
College Gameday	120	Index	196	NFF Scholar-Athlete Award	91	SEC Championship Game (1993)	70	Wooden Cup	93
Collinsworth, Kris	81	Individual Game Highs (2012)	52	NFL Draft by Decade	99	SEC Championship Game (1994)	70	Wuerffel Trophy	93
Come From Behind Games	168-169	Individual Game-by-Game Passing (2012)	53	NFL Draft by Team	99	SEC Championship Game (1995)	71	Wuerffel, Danny	74, 83, 91
Comebacks	168	Individual Game-by-Game Receiving (2012)	54	NFL Draft History, By Team	104-106	SEC Championship Game (1996)	71	Year-by-Year Defensive Stats	140
Communications Staff	1, 192	Individual Game-by-Game Returns (2012)	54	NFL Draft Results, All-Time	100-103	SEC Championship Game (2000)	72	Year-by-Year Offensive Stats	139
Community Involvement	188	Individual Game-by-Game Rushing (2012)	53	NFL Draft, Players Declaring Early	99	SEC Championship Game (2006)	72	Year-by-Year Records	115-116
Compliance Information	190	Individual Game-by-Game Sacks (2012)	55	NFL Gators	95-96	SEC Championship Game (2008)	73	Year-by-Year Results	107-114
Consecutive Games w/o Being Shutout	126	Individual Game-by-Game Tackles (2012)	55	NFL Gators (2012)	97	SEC Championships	69	Yearly Leaders	141
Cox, Bryan, Jr.	23	Individual Game-by-Game TFL (2012)	54	Non-Offensive Scores (Yearly)	159	SEC Coach of the Year	93	Young, Trevon	48
Crofoot, Kyle	22	Individual Statistics (2012)	49-50	North-South Shrine Game	89	SEC Defensive Player of the Year	93	Youngblood, Jack	74, 80
Culpepper, Brad	82, 91	Interception Return Touchdowns	159	Odum, Jason	83	SEC Freshman of the Year	93	Zimmerman, Jeff	81
Cummings, Darius	45	Ivie, Joey	46	Offensive Stats (Year-by-Year)	139	SEC Media Information	192		