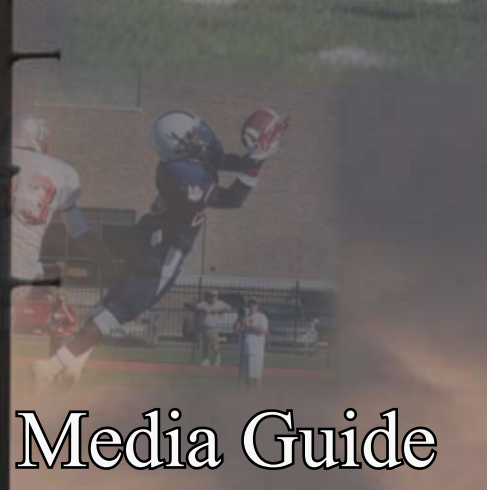


Sterling College Football




2011 Media Guide



ALDEN STATE BANK

Proud to Support Sterling Athletics



124 N. Broadway
Sterling, KS 67579
620-278-2244

24-HOUR ATM

Located in the 2nd Drive-Through lane

GO WARRIORS!



*A Community Bank with Small Town Values
Locally Owned & Locally Operated
Providing Personal Service since 1904.*



Table of Contents



Inside

| | |
|---|---------|
| Schedule..... | 3 |
| Media/General Info..... | 4 |
| Curt Bennett Feature..... | 5 - 6 |
| Sterling College Football Facilities..... | 7 |
| Coach Profiles..... | 9 - 14 |
| Athletic Staff/Trainers..... | 15-16 |
| Season Preview..... | 17-20 |
| 2011 Roster..... | 21 - 22 |
| Preseason Two-Deep Roster..... | 23 |
| 2011 Opponents..... | 24-25 |
| Senior Pages..... | 26 - 30 |
| Underclassmen..... | 31 - 36 |
| KCAC..... | 37 - 38 |
| 2010 Season in Review..... | 39 - 52 |
| Sterling College Coaching Records..... | 53 |

Warrior Football on the Radio

Ad Astra per Aspera Broadcasting, Inc. will be broadcasting most of the 11 games on KWHK FM. You can listen to Scott Hogan's call of those games by going to your radio and tuning in to 95.9 FM.



Find Us On Facebook:
facebook.com/SCWarriors



The Sterling College Sports Network (SCSN) will have live online video coverage of all 11 games home and away. Scott Hogan will provide play-by-play and analysis during the broadcasts. Find SCSN online at scwarriors.com by clicking on the SCSN logo on the homepage.

Directions to Smisor Stadium

From I-135 (Salina): Merge onto I-135 South towards WICHITA. Take EXIT 60 toward MCPHERSON/MARION. Turn RIGHT onto US-56. Continue to follow US-56. Turn LEFT onto KS-14/KS-96. Continue to follow KS-14/KS-96. Turn RIGHT on CLEVELAND AVE. Arrive at SMISOR STADIUM on RIGHT.

From I-135 (Wichita): Merge onto I-135 North towards SALINA. Merge onto I-235 S/KS-96 W via EXIT 11B. Take EXIT 13 towards KS-96 W/HUTCHINSON/VALLEY CENTER. Merge onto KS-96 W via the exit on the LEFT towards HUTCHINSON. Continue to follow KS-96. Turn LEFT on CLEVELAND AVE. Arrive at SMISOR STADIUM on RIGHT.

From I-70 (Kansas City): Merge onto I-70 W towards TOPEKA (Portions Toll). Keep LEFT to take I-470 W toward I-335 S/KANSAS TURNPIKE SOUTH/SOUTH TOPEKA/WICHITA (Portions Toll). Merge onto I-335 S via exit on the LEFT towards WICHITA (Portions Toll). Merge onto I-35 N via EXIT 127 toward US-50/EMPORIA (Portions Toll). Take the US-50 exit, EXIT 127A. Take the US-50 W ramp. Continue to follow US-50. Turn slight RIGHT onto KS-150 W. KS-150 W becomes US-56 W. Continue to follow US-56 W. Turn LEFT onto KS-14/KS-96. Continue to follow KS-14/KS-96. Turn RIGHT on CLEVELAND AVE. Arrive at SMISOR STADIUM on RIGHT

From I-70 (Denver): Merge onto I-70 E. Take the KS-14 S exit, EXIT 219 toward ELLSWORTH. Turn RIGHT onto KS-14. Continue to follow KS-14. Turn RIGHT on CLEVELAND AVE. Arrive at SMISOR STADIUM on RIGHT.



Football Info

2011 Schedule

| Date | Opponent | Location | Time |
|----------|------------------------------------|-----------------|--------|
| Aug. 27 | William Jewell College | Liberty, MO | 5:30pm |
| Sept. 3 | Benedictine College | Sterling, KS | 5:00pm |
| Sept. 10 | Tabor College | Sterling, KS | 6:00pm |
| Sept. 17 | Kansas Wesleyan University | Salina, KS | 6:00pm |
| Sept. 24 | Southwestern College - Warriorfest | Sterling, KS | 6:00pm |
| Oct. 1 | University of Saint Mary | Leavenworth, KS | 1:30pm |
| Oct. 15 | Bethel College - Homecoming | Sterling, KS | 1:30pm |
| Oct. 22 | Ottawa University | Ottawa, KS | 6:00pm |
| Oct. 29 | Friends University | Sterling, KS | 1:30pm |
| Nov. 5 | Bethany College - Senior Day | Sterling, KS | 1:30pm |
| Nov. 12 | McPherson College | McPherson, KS | 1:30pm |

THE LYONS STATE BANK

MAIN OFFICE

101 East Main | Lyons, Kansas 67554 | 620.257.2313

LITTLE RIVER STATE BANK

310 Main | Little River, KS 67457 | 620.897.6218

Member
FDIC



CALL | 800.656.2313

CLICK | lyonsstatebank.com

MOBILE ACCESS | lysb.mobi



SC Sports Information

S.I.D.....Hans Nickel
 Office Phone..... 620-278-4656
 Office Fax 620-278-4319
 Office Email hnickel@sterling.edu
 Athletic Web Site www.scwarriors.com

Media Information

Media Credentials

Please contact Sports Information Director Hans Nickel for media credentials to Sterling College home athletic events. All media credential requests can be emailed to hnickel@sterling.edu. Credentials may also be requested by calling Nickel at 620-278-4656.

Photo Policy

Only accredited photographers on assignment will be issued credentials. Copies of the game rosters will be available prior to the game. Photos are not allowed to be sold without written permission from Sterling College.

Phone Lines

KCAC policy requires one courtesy phone line for the official radio station of visiting member schools. For non-conference opponents, the same phone line is available to the team's official radio station.

SC Facts

Location Sterling, Kan.
 Founded..... 1887
 MascotWarriors
 School ColorsNavy, Cardinal, Silver
 Athletic Affiliation..... NAIA
 Conference Affiliation..... KCAC
 President:..... Dr. Paul J. Maurer
 V.P. for Academic Affairs...Dr. Gregory Kerr
 Athletic Director Gary Kempf
 Faculty Athletic Rep..... Pete Manely
 Athletic Dept. Phone.....620-278-4335
 Athletic Dept. Fax620-278-4319

Gambino's Pizza

Main & Broadway

278-3400

Pizza's & Pasta's all your Favorites!

Full Salad Bar

Hot Wings & Appitizers,

Toasted Sandwiches and Desserts

Dine-In & Carry-Out

Delivery till 10 p.m.

Call Ahead for Faster Service!!

Sterling Services

One in every five Sterling College students works at Sterling Services, providing "Mission-Driven Customer Care!"



Sterling College Legend Curt Bennett Passes



Sterling College Hall of Fame Member, former football coach, and former All-America football player Curt Bennett passed away on Wednesday, Jan. 26, 2011, at the age of 75. Bennett

served as the head football coach at Sterling College on three separate occasions and accumulated an overall record of 59-60-3 during his 13 year tenure. Curt currently holds the record at Sterling College for most football victories as a head coach. Current Head Coach Andy Lambert is second on the all-time wins list with 45 wins at Sterling.

Lambert had these comments regarding the life of Coach Bennett, "Curt was a good friend to all our athletic teams. His impact on me as the head football coach has been significant. We will miss him here. His legacy at Sterling College is rich, deep and long lasting."

Bennett first came to the SC football program from then Hutchinson Junior College, where he had a prominent career as a running back.

From 1955 to 1956, he starred as a running back and signal caller for the Sterling College Warriors, gaining All-America status. During the 1956 season, Curt led the NAIA in total offense with 2,166 yards, an average of 240.7 yards a game. Bennett personally gained 1,204 net rushing yards and passed for 962 yards. Bennett also scored 90 of the

team's 192 points that season. The Warriors finished the 1956 season with a 6-3 record.

From 1958-1965 Bennett coached and taught at Plevna High School, Pawnee Rock High School and St. John High School. In 1966, Bennett left St. John High School to become the head coach at Sterling College. Bennett served as Sterling College head football coach on three different occasions, from 1966-1973, in 1981, and from 1997-2000.



During his first and longest stint as head football coach at Sterling College from 1966-1973, Bennett had a combined record of 35-35-3. The highlight of Bennett's first run as SC head football coach was in 1969 when Bennett led Sterling College to the school's first ever KCAC Championship Playoff appearance by winning the KCAC South Division.

Bennett returned to the Warrior sidelines in 1981 for one season during a transitional period that saw standout SC offensive lineman Scott Downing move from player to head coach. The Warriors went 5-4 during that season. Downing has gone on to have a successful NCAA Division I coaching



career that has included stints at Wyoming, Purdue, Nebraska, Northern Colorado and he is currently assistant head coach and tight end coach at the University of Tulsa.

Bennett's third and final stint as head football coach was from 1997-2000. During that stretch, Bennett went 19-21. Upon his retirement at the conclusion of the 2000 season, then athletic director and current Sterling College legend Lonnie Kruse said, "Sterling College owes Curt Bennett a lifetime of thanks and gratitude. Three times he was asked to serve Sterling College football and three times he served with distinction... No one has done more for Sterling College football than Curt Bennett."

In 1992, Bennett was a charter member of the Sterling College Athletic Hall of Fame, being inducted both as a player and coach. Curt's involvement in Warrior football from his successful playing days in the mid-1950's to his three coaching stints to his work on various projects to support the football program made him a natural selection to the

inaugural SC Athletic Hall of Fame class.

Curt's involvement in SC football not only spanned 40 years and several generations but included a family contribution as well. Curt's son Jeff was an All-America football player at Sterling during the mid 1980's and his grandsons: Wes Laudermilk, Jeremy Bennett, Kevin Laudermilk and Matt Bennett have all donned the navy blue uniform of the Warriors. Matt is currently a junior on the SC football team.

"Coach Bennett has been invaluable to



athletics at Sterling College," said Dr. Paul J. Maurer, Sterling College President. "His love of the College and students, and his work ethic, influenced the lives of Sterling College students over the course of four decades. Curt's place in Sterling's history is secure as someone who invested deeply in the lives of many."





SC Football Facilities



Smisor Stadium, the beneficiary of a 1.2 million dollar renovation in the summer of 2008 is the home of the Sterling College Warrior football program. With a seating capacity of 3,000, Smisor is a great setting for college football and a dominate landmark on the Sterling College campus. Smisor Stadium also houses the football conference room, football locker room and Coaching Offices.

With the renovation, the pitch is now a perfectly crowned natural fescue/ bluegrass blend guaranteed to add to the aesthetics of the facility. An underground sprinkler system




was also recently installed. The irrigation project was made possible through lead gifts

from Anna Smisor-Smith and the Sterling Rotary.

The Smisor Stadium project also included a complete renovation of the press box, which more than doubled its size; there are four separate seating areas across the facility. There are two main press areas that are capable of comfortable seating ten persons each, equipped with radio hookups and wireless internet. Adjacent to each

main press box are coaching boxes. These boxes allow for the seating of six coaches comfortably. Each box is equipped with temperature regulation in addition to the stunning views of one of the finest natural turf fields in the state.

Sterling College's football offices house the Warrior Football coaching staff. The facility has office space for the football coaches as well as a conference room equipped with video editing hardware and software and big screen televisions used for film study and breakdown.




The Edwards Weight Center is located on the north side of the Gleason

Physical Education Building. The center is named in memory of two brothers who were SC athletes in the early days of the college: Edward Edwards and John Edwards. The facility was made possible by a lead gift from Ed's son Harold "Gus" Edwards and his wife Evelyn. Gus played football for SC from 1935 to 1938, captaining the team in 1937.



In the spring of 2011, the Edwards Weight Center went through an equipment upgrade. Through Sterling

Football alum Adam Langvardt, the college was able to purchase top of the line equipment from UCLA to give Warrior athletes a weight facility that rivals any KCAC weight facility.



**We're On Your Street,
Not Wall Street.**

Because we are a community-owned electric utility, we don't have stockholders scattered all over the world. The real power brokers are you and your neighbors.

Before you know it, there will be major changes in America's utility industry. Outsiders will be crowding the airwaves and stuffing your mailbox with all kinds of offers. When that happens, we think you ought to know

the differences between us and the energy conglomerates.

We are locally controlled and answer only to you — our customers — not to some anonymous corporate board. Our investments stay in the community and all citizens reap the benefits.

And we are working harder than ever to continue providing the most reliable service at rates you don't find on Wall Street.





Head Coach - Andy Lambert (8th Season)



Andy Lambert is entering his eighth season as the head coach of the Sterling College Warrior football program and his fifteenth as a head coach. Lambert has an overall record of 75-68.

In his seven seasons at Sterling, Lambert has gone 45-24, leading the Warriors to top three finishes in the Kansas Collegiate Athletic Conference (KCAC) during five of those seasons. While at Sterling, all of Lambert's squads have finished at or above 0.500 and Lambert has won KCAC Coach of the Year in 2004 and 2007.

The 2010 season saw Sterling improve to a 7-3 record and a third place finish in the KCAC. Defense was the strength of this Warrior team as Lambert's squad led the KCAC and was 17th nationally in scoring defense with 18.6 points per game. Offensively, the Warriors ranked second in the KCAC in rushing offense by racking up 2031 yards on the ground in the season, an average of 203.1 yards per game.

In 2009, the Warriors finished the season with an overall record of 6-4 and finished fourth in the KCAC. During that season, the Warriors led the KCAC in scoring defense. The Warrior defense only gave up 17.3 points per game. On offense, the Warriors ranked second in the KCAC in rushing offense. Offensively, Sterling was able to gain 173.7 yards per game on the ground.

Sterling College tied for second in the KCAC during the 2008 season with a conference record of 7-2 and an overall record of 7-3. In 2008, the Warriors ranked fourth

nationally in rushing defense per game with 72.3 yards and had a stellar special teams unit that ranked sixth nationally in kick-off return yards per attempt and tenth nationally in punt return yards per attempt. Defensively, the Warriors ranked second in the KCAC in total defense per game giving up only 274.8 yards per game. On the offensive side of the ball, Sterling ranked second in the KCAC in rushing offense per game with an average of 221.2 yards per game.

During his fourth season at Sterling College, Lambert's 2007 squad finished third in the conference with a 7-2 KCAC record, 8-2 overall and Lambert earned KCAC Coach of the Year honors. A big key to Sterling's success was turnover margin. The Warriors led the nation in turnover margin per game at 1.9. Offensively, Sterling led the KCAC and was eighth nationally in rushing offense per game, averaging 204.5 yards on the ground. On the defensive side of the ball, Sterling gave up only 17.6 points per game which was third in the KCAC. In 2007, Joey Gilsdorf was named a First Team All-American by the NAIA, the first player in Sterling history to earn that honor.

The 2006 Sterling College Warriors finished the KCAC season in third place with a 7-2 conference record, 7-3 overall. On offense in 2006, Sterling ranked second in the KCAC in scoring offense per game by averaging 25.7 points per game. The Warriors had just as strong of a season defensively, giving up only 12.7 points per game which was second in the KCAC for scoring defense.



fourth place finish in the KCAC was the result of Lambert's Warriors in his second season at Sterling College. The 2005 Warriors finished the season with a 5-4 record. This Warrior squad was very good at rushing the football and was ranked fifth nationally in rushing offense with 245.2 yards per game. Sterling also had the 21st ranked defense in the nation, giving up only 299.3 yards per game.

In his inaugural season at Sterling College, Lambert finished third in the conference with a 5-4 KCAC record, 5-5 overall after two consecutive 0-10 seasons prior to his arrival at SC. The quick turnaround earned Lambert the 2004 KCAC Coach of the Year. The ground game was a major strength for this Warrior team that had the third ranked rushing offense in the nation averaging 267.8 rushing yards per game. On the defensive side of the ball, this team gave up only an average of 23.0 points per game.

Prior to coming to Sterling, Lambert served as head football coach at Trinity International University in Deerfield, Illinois. Lambert was the head coach at Trinity for seven years, but he was associated with TIU football as both a player and coach for fifteen years. During his last three seasons at Trinity, Lambert led the Trojans to an overall record of 22-11. During his final year at Trinity, Lambert's squad finished with an overall record of 8-3 and 19th national ranking in the National Association of Intercollegiate Athletics (NAIA). The Trojans were also Mid-States West co-conference champions in 2003. Lambert was named Mid-States West "Coach of the Year" in both 2003 and 2001.

A native of Smith Center, Kansas, Lambert played football for legendary high school coach Roger Barta at Smith Center High School. After graduating from Smith Center High School, Lambert played wide receiver at Dodge City Community College in Dodge City, Kansas.

From Dodge City Community College,

Lambert transferred to Trinity International University where he played receiver during his junior and senior seasons.

Andy and his wife Betsy have four daughters: Hannah, Lydia, Emma, and Sylvia.

Lambert holds a master's degree in education from Chicago State University and a bachelor's degree in physical education from Trinity International University.





Defensive Coordinator - Chuck Lambert



Chuck Lambert begins his eighth season as Defensive Coordinator for the Sterling College Warrior football program in 2011.

Lambert's defense ranked first in the KCAC for the second straight year and 17th in the NAIA in scoring defense in 2010, building Lambert's streak of having a defense in the top 25 in the nation in scoring defense to five straight seasons. Coach Lambert's 2010 defense was ranked nationally in the top 25 in five different defensive statistical categories which helped him earn 2010 KCAC Assistant Coach of the Year honors.

While at Sterling, Lambert's defenses have been consistently in the upper echelon in

the KCAC. With his 3-4 defensive system, Lambert is able to capitalize on the speed and athleticism of defensive personnel to create tremendous pressure on the opposing quarterback and force opposing offenses into making mental mistakes.

Prior to coming to Sterling, Lambert served as head football coach at Lockwood High School in Lockwood, Missouri for five years. During that time, Lambert posted an overall record of 43-14 and was state runner-up in Missouri Class 1A in 2001.

Lambert served as a graduate assistant football coach at Trinity International University for one year following a successful playing career at Trinity.

Coach Lambert is also a graduate of tradition-rich Kansas prep power-house, Smith Center High School, where he played quarterback for the Redmen.

Lambert holds a master's degree in sports management from American Public University and a bachelor's degree in elementary education from Trinity International University.

Chuck and his wife, Kim, reside in Sterling with their four children: Caleb, Aly, Jake, and Anna.

El Potrillo
Family Restaurant

821 West Main
Lyons, KS

Phone: 620-257-3000

Hours: Monday-Friday 11:00 am - 9:00 pm
Sunday: 11:00 am - 7:00 pm

We invite you to enjoy our spacious family restaurant. Enjoy our delicious food served to you by our wonderful staff. Feel free to reserve our spacious back room for Private Parties. During lunch time, out for under \$10 dishes!

Come try our specialty grilled steaks, Pollo Borrado, T-Bone Steaks, hand made hamburgers, or Chaco Chicken grilled with Spinach for a wonderful dinner. Also try our scrumptious grill fajitas.




SILVER CITY
Boutique

*Clothes, Accessories, Gifts,
And So Much More*


SC Students Get 10% Off
Everyday
Tuxedo Rental Also Available

Hours:
Tuesday-Friday 12:00-6:00 pm
Saturday 10:00am-3:00 pm

115 S. Broadway * Sterling, KS * 204-0861



Special Teams Coordinator - Gabe Eliserio



Gabe Eliserio begins his second year as Defensive Secondary and Special Teams Coordinator for Sterling College.

During the 2010 season, Eliserio's special teams units ranked nationally in the top 25 in three different

special teams categories. The Warriors were #12 in the nation in field goal percentage, #18 in P.A.T. kicking, and #22 in punt return yards per attempt.

In 2009, Eliserio coached the defensive secondary at Dordt College where the Defenders ranked #5 in the nation for pass defense.

Eliserio is familiar with Andy Lambert's

system, having played for Lambert at Sterling where he earned KCAC All Conference Honorable Mention status as a defensive back and played in the 2008 Senior Bowl Classic. While Eliserio played for the Warriors, the 2007 Warrior defense also ranked #8 in the nation in pass defense efficiency and #16 in the nation in overall scoring defense.

Eliserio holds a master's degree in education and sports administration from East Central University and a bachelor's degree in exercise science from Sterling College.

Gabe and his wife, Dawn, reside in Sterling.



**LYONS
FEDERAL**
BANK



**200 East Ave. South
Lyons, Kansas 67554**

(620) 257-2316 or toll free 877-657-2316

www.lyonsfed.com





Defensive Line - Hosea Bell

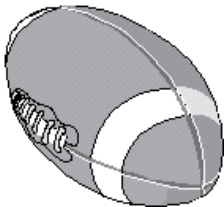


Coach Bell enters his sixth season as part of Coach Lambert's staff, serving as defensive line coach. The 2010 defensive line played a big role in Sterling's #25 national ranking in rushing defense per game.

No stranger to holding the whistle, Bell served from 1989-1992 as an assistant football coach at St. Mary of the Plains College located in Dodge City, Kansas, and on the Sterling College staff from 1997-2003 including a stint as the defensive coordinator for the Warriors.

Coach Bell holds a bachelor's degree in social work from Tabor College, where Bell was a fullback for four years.

Hosea, his wife, Pam, and their nine children (Alyssa, LaChelle, Ashli, Lyric, Arinna, Trevonte, Quentin, Chrys and Kendrick) reside in Sterling.



1-888-257-2382

Celebrating 86 years of service

Rickabaugh Motors

1001 W. Main in Lyons

"Your Automotive Supermarket for selection and quality service"

rickabaughmotors.com

QUALITY
LOW MILEAGE
USED VEHICLES

1-620-257-2382

Wide Receivers - Travis Tesone



Coach Travis Tesone begins his third season with the Warriors, continuing his work with the wide receivers.

Tesone began his collegiate coaching at Greenville College in Illinois and also played for Coach Lambert at Trinity International University (TIU).

Having played running back and slot back during college, Tesone brings successful experience to the skill positions. Tesone started all but one game in his four-year career and also made a trip to the NAIA playoffs as a starter.

Tesone holds a bachelor's degree in physical education from TIU.

Travis is married to wife Ashley, who assists with cross country and track.



Graduate Assistants




Austin Kingsbury



Matt Sandbo


Student Assistants



Keoki Burbank



Chandler Keenan



Mike Danski



2011 Athletic Staff



Dr. Paul J. Maurer
SC President



Dr. Gregory Kerr
V.P. Academic Affairs



Gary Kempf
Athletic Director




Pete Manely
Faculty Athletic Rep.




Deb Wiebe
Administrative Assistant




Hans Nickel
Sports Info. Director



Erin Laudermilk
Athletic Trainer



Chris Brown
Athletic Trainer



Jason Coles
Athletic Trainer



Lonnie Kruse
Women's Basketball



Justin Morris
Women's Soccer



Hosea Bell
Softball



Bulletin

Your Sterling College connection
for news, sports and


The Sterling Stir
GO WARRIORS!

The Sterling Bulletin • 129 S. Broadway • 620-278-2114

Staff Photos




2011 Athletic Staff




Jack Dillard
Track/Cross Country



Dean Jaderston
Men's Basketball



Luke Cureton
Golf



John Harding
Volleyball



Jeff Kidd
Men's Soccer



Adrian Dinkel
Baseball



Jessica Boor
Cheer and Dance




MR TEE LLP
A Justin Morris / shawn Reed company
"Quality Products & Service, at an Affordable Price"

Give us a call for all
of your screenprinting needs.

JUSTIN MORRIS - 620.921.5029
SHAWN REED - 620.278.6357
EMAIL - mrtee1p@yahoo.com

t-shirts, sweatshirts, long sleeve t-shirts, shorts,
hooded sweatshirts and more

PROUD TO SUPPORT THE WARRIORS!

Bennett  **Insulation**

Jeff & Karla Bennett
620-278-3318 Home
620-727-3833 Cell

Free Estimates

New & Old
Construction

P.O. Box 306
112 S. Broadway
Sterling, KS 67579

Reed Pharmacy



Fast, Friendly Service
Provider for BCBS, PCS, PAID & many others
Complete Family Prescription Records

We Care About You

118 South Broadway, Sterling 278-2110



Offensive Efficiency in 2011

The Warriors are coming off of a season in which they finished in the top three of the KCAC. SC won seven games in 2010 and went 6-3 in KCAC play. After six straight winning seasons for Sterling, expectations are high for the 2011 season.

Sterling will have to replace five All-KCAC performers in Chris Story, Mike Danski, Tory King, Chandler Keenan, and David Wray IV. Danski, King, and Kennan were all offensive linemen and anchored a line that produced the second ranked rushing offense in the KCAC. Replacing so many trench players is certainly one of the top priorities for Andy Lambert this season.

Offense

SC had another strong year running the football in 2010, racking up 2031 yards on the ground. Three backs for Sterling rushed for over 400 yards in the season as the Warriors continually tried to dominate time of possession. Sterling will return seven starters this year with key returners being running back Jesse Bundrage, wide receiver Matt James, and offensive lineman Chris Halcromb. "On offense this year, we are in the process of finding a quarterback and being able to throw the ball better than the last two years," said Head Coach Andy Lambert. "If we can be consistent up front, we will move the ball and have a chance at a great year offensively.

Quarterbacks

The Warriors lost their top three quarterbacks from 2010 with the graduation of starter Keoki Burbank, backup Joey Garcia, and third string James Mahla. With the mass exodus, the quarterback position is wide open for competition. Sterling has three quarterbacks that will compete for the starting job: Chris Joly, Bradley Smet, and Chase Sperber. Both Joly and Smet are transfer students and had strong springs for the Warriors. Sperber is a returning player who was limited in the spring due to injury and will have to make an impression during fall practices. "Chris Joly and Bradley Smet will start the year splitting time at the starting quarterback position," said Lambert. "We really hope to have a decision made on the permanent starter by the first game."

Running backs

The loss of Rashard Colquitt during the middle of the 2010 season allowed transfer Jesse Bundrage to truly develop within Coach Lambert's offense system. During the final stretch of last season, then junior Bundrage dominated in the ground game, and the Warriors expect that dominance to continue in his senior campaign.



Also returning in the backfield is senior Brad Goering. Goering will provide the ability to open holes for Bundrage. Splitting time with Goering will be fellow senior Andrew



ALDEN
BUSHONT
CHASE
CLAFLIN
GENESECO

620-278-2141
1-800-238-1843

FREDERICK
LYONS
POLLARD
SAXMAN
LORRAINE

FARMERS CO-OPERATIVE UNION
Headquarters - Sterling, KS



Drake. Competition will be heated for the back-up tailback position that carries about one-third of the load in Lambert's offense. "Daniel Lopez and Brandon Pfannenstiel had good springs and will have the chance to impact the offense as a back-up tailback to Bundrage," commented Lambert.

Receivers

Sterling returns all of their impact receivers from last season including the explosive potential of Matt James, Preston Prince and Shawn McKnight. Look for the Warriors to stretch the field with James whose height and catching ability makes him a constant deep threat. McKnight had success in



2010 on short screen passes and reverse rushing attempts. Anticipate Coach Lambert continuing and expanding upon that theme to maximize McKnight's

playmaking abilities. Jordan Coleman and Shane Engelken could also impact the receiving game. Both stand taller than 6'4" and are made from the Matt James mold. "We really like some combination of the three tall receivers," said Lambert. "We are excited about using their height and abilities to stretch defenses with the passing game."

Offensive Line

SC will have to replace three 2010 All-KCAC performers that were lost due to graduation. Mike Danski, Tory King, and Chandler Keenan anchored a senior loaded

2010 offensive line that was a huge factor in Sterling's success in dominating time of possession last season. "We are probably not as inexperienced on the offensive line as it may look," said Lambert. "We are not concerned about finding five linemen, but we are a little concerned about building the depth to seven or eight." The offensive line cupboard is not completely bare as Sterling returns senior Chris Halcromb and juniors Blaine Pittman, Kyle Finder and Brett Worsham. Also look for newcomer and Sterling native Gabe Dierksen to make a big impact on the line. Dierksen comes to Sterling following success at Hutchinson Community College where he was an All-Jayhawk Conference selection.



244 SOUTH BROADWAY - STERLING, KANSAS

HOURS: 7:30-5:30 Mon. - Fri.: 7:30-12:00 Sat.

278-2102

M I S H L E R

A C C O U N T I N G

P.O. Box 306 • 112 S. Broadway • Sterling, KS 67579

Cheryl Buckman

Financial Statements • General Ledger • Payroll & Reports • Income Tax Preparation • Electronic Filing

620-278-3727

Fax 620-278-2000 • lcuckman@cm.kscoxmail.com



Defensive Excellence in 2011

Defense

The Warriors had the top defense in the KCAC in 2011 and 17th best in the nation, allowing only 18.6 points per game. Sterling also had three individuals rank in the top five in the nation in defensive statistical categories in 2011. Brock Frank ranked number one in fumbles forced per game, and Michael Talton ranked number one in the nation in passes defended per game and number five in the nation in interceptions per game. SC returns ten starters in 2011 from last year's dominating defense. The key returners from that defense are cornerback Michael Talton, safety Tate Arnold, and defensive end David Guthmiller. "A big challenge on defense this year is going to be managing expectations," said Andy Lambert. "The question this year for our defense is how good do you really want to be because they have the chance to be very good."

Defensive Backs

Sterling returns experience at all four defensive back positions in 2011 and all four have starting experience. Jeremy Garcia and Brock Frank at free safety this year. Garcia gained valuable experience when Tate Arnold tore an ACL last season.

Arnold will return as the strong safety. Michael Talton (pictured right), an All-American last year, returns at cornerback after ranking sixth in the NAIA in total interceptions



in 2010. Corey Dunbar will be the other cornerback and started along with Talton last season. "We are looking for depth at the defensive back position," said A. Lambert. "With Brock gone, we need a third safety to strengthen our depth."



IN LYONS NEWS

PO Box 768 • 210 West Commercial • Lyons, KS 67554
620-257-2368 • FAX 620-257-2369

We support the Sterling College Warriors
Read all about Sterling College athletics in the Lyons News

DUTEL WIRELESS

101 WEST MAIN
LYONS, KS 67554
620.278.6060

204 SOUTH BROADWAY
STERLING, KS 67579
620.278.6060

STORE HOURS:
LYONS - M-W-F - 10-6 P.M.
STERLING T-TH - 10-6 P.M.

PHONE ACTING UP?

WARRANTY REPLACEMENT: 1 (866) 406-5154

INSURANCE CLAIM DEPARTMENT: 1 (888) 881-2622

Linebackers

SC's linebacker core from 2010 is fully intact coming into 2011. There will be a lot of depth and experience as Sterling will play multiple players at the four linebacker positions. Look for Kerby Rice, James Morley and Antoine Turner to have big seasons coming off of All-KCAC performances in 2010. Kris Lehmann, Brian Noller, and Josh Bradshaw will all also have an impact in 2011. "We have so many linebackers this year that I have a hard time remembering all of their names," said A. Lambert. "I can't tell Rice and Lehmann apart on the field. James Morley and Brian Noller are "twins." All kidding aside, we are deep and very good at the linebacker positions this year."



Defensive Line

First Team All-KCAC performer Chris Story graduated, so Sterling has a hole to fill at nose tackle on the defensive line. Look for Andrew Dominguez and transfer Andrew Fajardo

to fill the nose tackle position. Still, expect the defensive line to be solid as the Warriors return two All-KCAC performers on the defensive line in David Guthmiller



(pictured above) and Jesse Kendig. This experience defensive line should have a strong season for Sterling. "Again with our defensive line," said A. Lambert, "the question is not will they be good, but how good are they going to be. We really want them to focus on the margin for excellence this season."

Punter

Sterling will return its 2010 punter for the 2011 season in Josh Wheeler. In 2010, Wheeler averaged 35.3 yards per punt with his longest punt being 54 yards. "Josh is a good consistent punter," said Lambert. "He does a good job knocking the ball down and pinning the opposing offense."

Kicker

Doug Dunn (pictured below) returns as Sterling's kicker after a 2010 season in which he ranked ninth in the NAIA in field goal percentage, making 90% of his field goals. Dunn was also ranked 25th in the NAIA in scoring per game for a kicker with 5.80 points per game. "Doug's stats speak for himself," said A. Lambert. "He is legit."



CLINIC PHONE: 278-2150

HOME PHONE: 278-2349

DOUGLAS E. HINSHAW, D.D.S. GENERAL DENTISTRY

MONDAY, WEDNESDAY & THURSDAY - 8:00-12:00 & 1:00-5:00
TUESDAY - 10:00 a.m. - 5:00 p.m. FRIDAY - 8:00-12:00

STERLING MEDICAL ARTS BUILDING
239 NORTH BROADWAY
STERLING, KANSAS 67579



JACAM Chemicals

The Only Chemical Manufacturing for Oil, Gas & Pipelines in the Midwest

**Proud Supporter of Sterling College and
the Warrior Football Team. GO WARRIORS!**

Office - 620-278-3355 Sterling, KS 67579 www.jacam.com

BENNETT STORAGE

Jeff Bennett Karla Bennett
620-278-3318 620-278-6033

Various sizes available
It's nice - It's new Just for you!
Your lock - Your key

WARRIORS SUPPORTING WARRIORS



2011 Roster

| No | First | Last | Ht. | Wt. | Pos. | City | State | Eligibility |
|----|----------|------------|------|-----|------|------------------|-------|-------------|
| 1 | Cory | Dunbar | 5.11 | 165 | DB | Palmetto | FL | SR |
| 2 | Brock | Frank | 6.0 | 175 | DB | Reno | NV | SR |
| 3 | Kerby | Rice | 5.10 | 205 | LB | Athol | KS | JR |
| 4 | Jesse | Bundrage | 6 | 215 | QB | Palmetto | FL | SR |
| 5 | Antoine | Turner | 5.11 | 230 | LB | Hayward | CA | SR |
| 6 | Jeremy | Garcia | 5.10 | 185 | DB | La Crosse | KS | SO |
| 7 | Michael | Talton | 5.7 | 160 | DB | Detroit | MI | SR |
| 8 | Kris | Lehmann | 5.9 | 215 | LB | Smith Center | KS | SO |
| 9 | Aric | Hook | 5.10 | 175 | DB | Kingman | KS | SO |
| 10 | Tate | Arnold | 6.2 | 190 | DB | Lebanon | KS | SR |
| 11 | Brian | Noller | 5.9 | 195 | LB | Russel | KS | JR |
| 12 | Chase | Sperber | 6.0 | 185 | QB | Oakley | KS | SR |
| 13 | Josh | Bradshaw | 6.1 | 205 | LB | Dodge City | KS | SR |
| 14 | Chris | Joly | 6.1 | 185 | QB | Los Banos | CA | JR |
| 15 | Bradley | Smet | 6 | 175 | QB | Atascadero | CA | JR |
| 16 | Josh | Wheeler | 6.0 | 205 | K/P | Eddy | TX | SR |
| 17 | Thomas | Lanto | 5.10 | 170 | QB | Titusville | FL | SR |
| 18 | Andrew | Drake | 6.1 | 215 | RB | Craig | CO | SR |
| 19 | Sened | Tesfay | 6.0 | 185 | QB | Chicago | IL | SO |
| 20 | Jeremy | Conrad | 5.9 | 170 | DB | Troy | TX | SO |
| 21 | Ben | Fitzgerald | 5.9 | 175 | DB | Dallas | TX | SO |
| 21 | Andrew | Wollert | 6.0 | 170 | DB | Lamar | CO | FR |
| 22 | Jarrett | Stanton | 5.10 | 165 | DB | Holcomb | KS | SO |
| 23 | Erik | Dobbins | 5.10 | 215 | LB | Lyons | KS | SR |
| 24 | Josh | Sullivan | 6.0 | 160 | DB | Ulysses | KS | FR |
| 25 | Matt | Edwards | 5.7 | 175 | QB | Mena | AR | FR |
| 26 | Drew | Davis | 5.11 | 185 | DB | Canyon Country | CA | FR |
| 26 | Joe | Sherrell | 6.2 | 170 | DB | Aurora | CO | FR |
| 27 | Brayton | Gillen | 5.11 | 210 | LB | Smith Center | KS | SR |
| 28 | Watie | Vann | 5.9 | 180 | RB | Stillwell | OK | SO |
| 29 | Anthony | Giddens | 5.9 | 200 | RB | Little Rock | AR | FR |
| 29 | Jeff | Lansdell | 5.8 | 170 | LB | Long Beach | CA | SO |
| 30 | Bradley | Goering | 5.11 | 195 | RB | Inman | KS | SR |
| 31 | James | Morley | 5.11 | 180 | LB | Colorado Springs | CO | SO |
| 32 | Chet | Skinner | 5.11 | 180 | RB | Montezuma | KS | SO |
| 33 | Matt | Bennett | 5.11 | 165 | DB | Sterling | KS | SO |
| 34 | Jonathan | Tinajero | 5.8 | 175 | DB | Los Angeles | CA | JR |
| 35 | Allen | Blenkers | 6.2 | 220 | RB | Lafayette | CO | FR |
| 35 | Darrell | Bush | 5.7 | 170 | RB | Carson | CA | FR |
| 35 | Preston | Prince | 5.7 | 160 | RB | Compton | CA | SO |
| 36 | Robbie | Hernandez | 5.9 | 160 | DB | Stillwell | OK | SO |
| 36 | Cedric | Shaw | 5.9 | 190 | RB | Ft. Worth | TX | FR |
| 37 | Trinity | Deveraux | 5.11 | 190 | RB | American Fork | UT | FR |
| 38 | Troy | Krehbiel | 5.9 | 175 | DB | Holcomb | KS | FR |
| 39 | Cody | Minor | 5.9 | 170 | LB | Bethany | OK | FR |
| 40 | Taylor | Robinson | 6.3 | 220 | LB | Strawn | TX | FR |
| 41 | Darian | Henny | 6.1 | 185 | DB | Gilbert | AZ | JR |
| 42 | Jeremiah | Schoepflin | 6.1 | 178 | DB | Arvada | CO | SO |
| 43 | David | Guthmiller | 5.8 | 220 | DL | St. Francis | KS | SR |
| 44 | Chad | Musser | 5.11 | 220 | LB | Anaheim | CA | SO |
| 45 | Ernest | Reid | 6.1 | 190 | RB | West Palm Beach | FL | FR |
| 46 | Matt | Krehbiel | 5.9 | 210 | LB | King City | CA | FR |
| 47 | Mark | Morley | 6.1 | 215 | DL | Colorado Springs | CO | SR |

2011 Roster



| No. | First | Last | Ht. | Wt. | Pos. | City | State | Eligibility |
|-----|------------|--------------|------|-----|------|---------------------|-------|-------------|
| 48 | Brandon | Morrow | 5.10 | 265 | OL | St. John | KS | FR |
| 49 | Adam | Guthmiller | 5.11 | 220 | LB | St. Francis | KS | FR |
| 50 | Tyson | Thrall | 6.1 | 200 | LB | Grenada | CO | FR |
| 51 | Chase | Kozak | 6.0 | 195 | DB | Valley Center | KS | FR |
| 52 | T. Mike | Walker | 5.10 | 270 | OL | Stillwater | OK | JR |
| 53 | Sean | Mestdagh | 5.9 | 200 | DL | Arvada | CO | SR |
| 54 | Tomario | Bell | 5.11 | 245 | OL | South Haven | MI | JR |
| 55 | Kyle | Sterzer | 5.11 | 255 | OL | Moss Landing | CA | JR |
| 56 | Kyle | Croak | 5.11 | 245 | OL | Midwest City | OK | FR |
| 57 | Deacon | Dobbs | 5.1 | 195 | LB | Simi Valley | CA | FR |
| 58 | Mike | Dewitt | 5.11 | 215 | DL | Glendale | AZ | FR |
| 59 | Terance | Denton | 6.0 | 210 | LB | Port Arthur | TX | FR |
| 61 | Toby | Hatfield | 6.2 | 265 | OL | South Lake | TX | FR |
| 62 | Devan | Rudzik | 5.11 | 230 | OL | Jetmore | KS | FR |
| 63 | Chris | Halcromb | 5.10 | 265 | OL | Diamond Bar | CA | SR |
| 64 | Mike | McDonnell | 5.9 | 270 | OL | Lake Ariel | PA | SO |
| 65 | Chase | Jones | 6.5 | 255 | OL | Hutchinson | KS | FR |
| 66 | Kyle | Dillard | 5.9 | 220 | DL | Coalesville | PA | SR |
| 67 | William | Shannon | 5.9 | 215 | OL | Grafton | OH | JR |
| 68 | Byron | Dodson | 5.9 | 280 | DL | Riverside | CA | FR |
| 69 | Elias | Siavashani | 6.2 | 225 | DL | Modesto | CA | JR |
| 70 | Jordan | Echer | 5.10 | 290 | OL | Wichita | KS | SO |
| 71 | Taylor | Oswald | 6.3 | 275 | OL | Castle Rock | CO | SR |
| 72 | Zach | Biems | 6.2 | 290 | OL | Concordia | KS | FR |
| 73 | Kelby | Ralston | 6.0 | 240 | OL | Great Bend | KS | SR |
| 74 | Gabe | Dierksen | 6.5 | 280 | OL | Sterling | KS | JR |
| 75 | Blaine | Pittman | 6.3 | 350 | OL | Carlsbad | CA | JR |
| 76 | Kyle | Finder | 6.2 | 270 | OL | Kingman | KS | SO |
| 77 | Brett | Worsham | 6.1 | 280 | OL | Springfield | TN | JR |
| 78 | Ben | Hansen | 6.5 | 275 | OL | Grass Valley | CA | SO |
| 79 | Jarred | Westmoreland | 6.2 | 305 | OL | Hutchinson | KS | JR |
| 80 | Aaron | Sperber | 6.1 | 185 | WR | Oakley | KS | SO |
| 81 | Jordan | Coleman | 6.5 | 200 | QB | North Point Carrier | FL | SO |
| 82 | Chris | Jordan | 5.9 | 160 | WR | Grove | OK | FR |
| 82 | Joey | Ramirez | 6.0 | 170 | K | Julesburg | CO | FR |
| 83 | Logan | Waters | 6.0 | 180 | WR | Greensburg | KS | JR |
| 84 | Matt | James | 6.4 | 210 | WR | Fountain Valley | CA | SR |
| 85 | Devondrick | Palmer | 5.11 | 180 | WR | Easton | TX | JR |
| 86 | Shane | Engelken | 6.3 | 210 | WR | Greensburg | KS | SO |
| 87 | Grant | Morley | 6.0 | 195 | WR | Colorado Springs | CO | SR |
| 88 | Adam | Haskin | 6.0 | 210 | TE | Greensburg | KS | JR |
| 89 | Marshall | Carter | 6.0 | 180 | TE | Montezuma | KS | FR |
| 90 | Doug | Dunn | 6.3 | 180 | K | Arlington | TX | JR |
| 91 | Jesse | Kendig | 6.0 | 225 | DL | Elizabeth | CO | JR |
| 92 | Andrew | Fajardo | 6.0 | 260 | DL | Phoenix | AZ | JR |
| 93 | Joel | Hernandez | 5.9 | 165 | WR | Bazine | KS | FR |
| 94 | Jesse | Buel | 6.1 | 220 | DL | Simi Valley | CA | FR |
| 95 | Kaleb | Vann | 6.1 | 185 | P | Stillwell | OK | FR |
| 96 | DeVon | Bryant | 6.1 | 255 | DL | South Haven | MI | JR |
| 97 | Andrew | Dominguez | 5.7 | 240 | DL | Troy | KS | SR |
| 98 | James | Edwards | 5.10 | 220 | DL | Hutchinson | KS | JR |
| 99 | Jon | Ritta | 6.2 | 245 | DL | Marquette | NE | JR |



Two-Deep Chart

Probable Starters Two-Deep

Sterling Offense

| LT | LG | C | RG | RT |
|-------------------------------------|-----------------------------------|------------------------------------|------------------------------------|---------------------------------|
| 63 Chris Hateromah 5-10, 285, SR | 75 Blaine Pittman 6-3, 330, JR | 55 Kyle Sierzer 5-11, 250, FR | 77 Brett Whushan 6-3, 285, SR | 76 Kyle Fiedler 6-2, 270, JR |
| 74 Gabe Dierksen 6-4, 280, SO | 72 Zach Beines 6-1, 280, FR | 70 Jordan Echler 5-10, 280, JR | 52 T. Mike Walker 5-10, 270, JR | 56 Kyle Croak 5-11, 245, FR |
| WR-X | TE | QB | WR-Slot | |
| 84 Matt James 6-4, 210, SR | 88 Adam Haskin 6-0, 210, JR | Chris Joly 5-10, 170, SR | 35 Preston Prince 5-7, 160, SO | |
| 87 Jordan Coleman 6-5, 200, JR | 87 Grant Morley 6-0, 195, SR | Bradley Smet 6-0, 170, JR | 32 Clint Skinner 5-11, 180, SO | |
| | TB | FB | | |
| | 38 Brad Goering 5-11, 195, SR | 4 Jesse Burnbridge 6-0, 215, SR | | |
| | 88 Andrew Drake 6-1, 215, SR | 45 Ernest Reid 6-1, 190, FR | | |

Sterling Specialists

| Punt | | KO/FG/PAT | |
|---------------------------------|--|--------------------------------|-----------------------------------|
| 16 Josh Wheeler 6-0, 205, SR | | 50 Doug Dunn 6-3, 180, JR | |
| Punt Return | | KO Return | |
| 23 Mike Tallon 5-8, 140, SR | | 1 Cory Dunbar 5-10, 165, SR | 35 Preston Prince 5-7, 160, SO |
| Snapper | | | |
| 23 Mike Tallon 5-8, 140, SR | | | |

Sterling Defense

| End | Nose | End |
|----------------------------------|-------------------------------------|-----------------------------------|
| 43 David Guthrie 5-8, 220, SR | 52 Andrew Fajardo 6-1, 280, JR | 51 Jesse Kendig 6-0, 225, JR |
| 47 Mark Morley 6-1, 215, SR | 57 Andrew Dominguez 5-7, 240, SR | 58 Mike Dewitt 5-11, 215, FR |
| Drop | Mike | Will |
| 11 Brian Moller 5-8, 195, JR | 3 Kerby Rice 5-10, 205, JR | 5 Anthony Turner 5-11, 230, SR |
| 23 Erik Dolbins 5-10, 215, SR | 27 Brayton Gillen 5-11, 210, SR | 8 Kris Lohmann 5-8, 215, JR |
| CB | SS | Rush |
| 7 Mike Tallon 5-7, 160, SR | 16 Tyle Arnold 6-2, 190, SR | 31 James Morley 5-11, 180, JR |
| 24 Josh Sullivan 6-0, 180, SO | 34 Jon Tinajero 5-8, 175, JR | 53 Sean Melsbaug 5-8, 195, JR |
| | | FS |
| | | 2 Brock Frank 6-0, 175, SR |
| | | 33 Matt Bennett 5-11, 165, SO |
| | | CB |
| | | 1 Cory Dunbar 5-10, 165, SR |
| | | 9 Aric Hook 5-10, 175, SO |



Benedictine College Ravens

Atchison, Kansas

**Conference: HAAC
2010 Record: 7-4 (6-4)**

**Head Coach: Larry Wilcox (32nd Year)
Wilcox's BC Record: 220-123**



Bethany College Swedes

Lindsborg, Kansas

**Conference: KCAC
2010 Record: 4-6 (3-6)**

**Head Coach: Jamie Cruce (5th Year)
Cruce's BC Record: 16-24**



Bethel College Threshers

North Newton, Kansas

**Conference: KCAC
2010 Record: 0-10 (0-9)**

**Head Coach: Travis Graber (2nd Year)
Graber's BC Record: 0-10**



Friends University Falcons

Wichita, Kansas

**Conference: KCAC
2010 Record: 6-4 (5-4)**

**Head Coach: Monty Lewis (9th Year)
Lewis's Friends Record: 58-23**



Kansas Wesleyan University Coyotes

Salina, Kansas

**Conference: KCAC
2010 Record: 7-3 (6-3)**

**Head Coach: Dave Dallas (15th Year)
Dallas's KWU Record: 79-61**



McPherson College Bulldogs

McPherson, Kansas

**Conference: KCAC
2010 Record: 10-1 (9-0)**

**Head Coach: Joe Bettasso (2nd Year)
Bettasso's BC Record: 10-1**



2011 Opponents



Ottawa University Braves

Ottawa, Kansas

Conference: KCAC
2010 Record: 9-2 (8-1)

Head Coach: Kent Kessinger (8th Year)
Kessinger's OU Record: 41-32



Southwestern College Moundbuilders

Winfield, Kansas

Conference: KCAC
2010 Record: 2-8 (2-7)

Head Coach: Ken Crandall (5th Year)
Crandall's SWC Record: 10-30



Tabor College Bluejays

Hillsboro, Kansas

Conference: KCAC
2010 Record: 4-6 (4-5)

Head Coach: Mike Gardner (4th Year)
Gardner's TC Record: 24-8



University of Saint Mary Spires

Leavenworth, Kansas

Conference: KCAC
2010 Record: 2-8 (2-7)

Head Coach: Lance Hinson (7th Year)
Hinson's USM Record: 21-38



William Jewell College Cardinals

Liberty, Missouri

Conference: HAAC
2010 Record: 4-7 (4-6)

Head Coach: Jerod Kruse (2nd Year)
Kruse's WJC Record: 4-7



2011 Warrior Seniors



Tate Arnold
Lebanon, Kan.

6-2 190lbs DB

Josh Bradshaw
Dodge City, Kan.

6-1 205lbs LB



Jesse Bundrage
Palmetto, Fla.

6-0 215lbs RB

Kyle Dillard
Coalesville, Penn.

5-9 220lbs DL



Andy Lambert:

“This is certainly the biggest group of senior players we have had. Twenty-three seniors is a great number. I am excited about watching them play. They are wonderful leaders and awesome players.”

Randall C. Henry
ATTORNEY AT LAW

Oswalt, Arnhold, Oswald & Henry

113 S. Broadway • Sterling, KS • (620) 278-2880

330 W. 1st • Hutchinson, KS • (620) 662-5489

Check out the New Warrior
Athletic Website:

www.scwarriors.com

Go Warriors!




Erik Dobbins
Lyons, Kan.

5-10 215lbs LB

Andrew Dominguez
Troy, Kan.

5-7 240lbs DL



Hosea Bell:

“This year’s seniors are all four year kids. They started here and will end here. They love Sterling College and they love there softball team here. I look forward to great leadership. ”



Andrew Drake
Craig, Colo.

6-1 215lbs RB

Cory Dunbar
Palmetto, Fla.

5-11 165lbs DB



Brock Frank
Reno, Nev.

6-0 175lbs DB

Brayton Gillen
Smith Center, Kan.

5-11 210lbs LB



Seniors



Brad Goering
Inman, Kan.

5-11 210lbs RB

David Guthmiller
St. Francis, Kan.

5-8 220lbs DL



Chris Halcromb
Diamond Bar, Calif.

5-10 265lbs OL

Matt James
Fountain Valley,
Calif.

6-4 210lbs WR



Chris Joly
Inman, Kan.

5-10 170lbs QB

Sean Mestagh
Arvada, Colo.

5-9 200lbs DL



Gabe Eliserio:

“This years’ senior class is special. When I was in my last season here as a player at Sterling, I had the privilege to play with some of these guys as freshman. Each one brings tremendous contributions to our team’s chemistry and performance on the field. I think that our senior class exemplifies many of the traits Coach Lambert always talks about and I’m excited to see them on the field this year. ”



Seniors



Grant Morley
Colorado Springs,
Colo.

6-0 195lbs WR

Mark Morley
Colorado Springs,
Colo.

6-1 215lbs DL




Taylor Oswald
Castle Rock, Colo.

6-3 275lbs OL

Kelby Ralston
Great Bend, Kan.

6-0 240lbs OL



Travis Tesone:

"This year's senior class has shown what it means to be a family. They truly play for one another and do not care for their individual success but the team's success. They are standing on shoulders of past Warriors and we will soon be standing on theirs. They are a great senior class."



Chase Sperber
Oakley, Kan.

6-0 185lbs QB

Mike Talton
Detroit, Mich.

5-7 160lbs DB





Antoine Turner
Hayward, Calif.

5-11 230lbs LB

Josh Wheeler
Eddy, Tex.

6-0 205lbs K/P



Chuck Lambert:

“These young men have been a tremendous blessing. They have truly been easy to coach and a joy to watch mature into great football players and people. I am excited to watch them play this year. Sterling College Football is not the same because of their influence and Sterling College is a better place because of them as well.. ”

Sterling College would like to thank the following sponsors for their support of Warrior Football:

Minix Travel and Minix Realty

103 E. Ave N. - Lyons, KS

Sherman Barber Shop

104 E. Ave S. - Lyons, KS

State Farm Insurance

126 E. Ave S. - Lyons, KS



Juniors




Tomario Bell - OL




DeVon Bryant - DL



Gabe Dierksen - OL



Doug Dunn - K



James Edwards - DL



Andrew Fajardo - DL



Adam Haskin - TE



Darian Henney - DB



Jesse Kendig - DL




Thomas Lanto - QB



Brian Noller - LB



Devondrick Palmer - WR




Blaine Pittman - OL



Jon Ritta - DL



William Shannon - OL




Elias Siavashani - DL

Juniors




Bradley Smet - QB



Kyle Sterzer - OL




Jonathan Tinajero - DB




T. Mike Walker - OL



Logan Waters - WR



Jarred Westmoreland - OL



Brett Worsham - OL



Teresa Boeken
115 W Main
Sterling, KS 67579
620-278-2572

I make insurance simple.



FARM BUREAU FINANCIAL SERVICES

Insurance • Investments


Securities & services offered through EquiTrust Marketing Services, LLC*, 5400 University Ave., West Des Moines, IA 50266, 877/860-2904, Member SIPC. Farm Bureau Property & Casualty Insurance Company*, Western Agricultural Insurance Company*, Farm Bureau Life Insurance Company*/West Des Moines, IA. *Affiliates
*Company providers of Farm Bureau Financial Services © 2011 FBL Financial Group, Inc. M094C-ML-BC (5-11)



Sophomores




Matt Bennett - DB



Jordan Coleman - QB



Jeremy Conrad - DB



Jordan Echer - OL




Shane Engelken - WR



Kyle Finder - OL



Ben Fitzgerald - DB



Jeremy Garcia - DB




Ben Hansen - OL



Robbie Hernandez - DB



Aric Hook - DB



Jeff Lansdell - LB



Kris Lehmann - LB



Mike McDonnell - OL



James Morley - LB



Chad Musser - LB


Sophomores




Preston Prince - RB




Jeremiah Schoepflin - DB




Chet Skinner - RB




Aaron Sperber - WR



Jarrett Stanton - DB



Sened Tesfay - QB



Watie Vann - RB

Freshmen



Zach Biems - OL




Allen Bienkers - RB



Jesse Buel - DL



Darrell Bush - RB



Marshall Carter - TE



Kyle Croak - OL



Drew Davis - DB




Terance Denton - LB




Freshmen



Trinity Deveraux - RB



Mike Dewitt - DL



Deacon Dobbs - LB



Byron Dodson - DL



Matt Edwards - QB



Anthony Giddens - OL



Adam Guthmiller - LB




Toby Hatfield - OL




Joel Hernandez - WR



Chase Jones - OL



Chris Jordan - WR



Chase Kozak - DB



Matt Krehbiel - LB



Troy Krehbiel - DB



Cody Minor - LB



Brandon Morrow - OL


Freshmen




Joey Ramirez - K



Ernest Reid - RB




Taylor Robinson - LB




Devan Rudzik - OL



Cedric Shaw - RB



Joe Sherrell - DB




Josh Sullivan - DB



Tyson Thrall - LB



Kaleb Vann - P



Andrew Wollert - Utl.

PINNACLE

SPORTS MEDICINE & ORTHOPAEDICS
SPORTS PERFORMANCE | REHABILITATION

| | | | | |
|--|---|---|--|---|
| Jonathan J. Loewen, M.D. <small>Fellowship Trained in Sports Medicine Board Certified Orthopedic Surgeon</small> | Erik L. Severud, M.D. <small>Fellowship Trained in Sports Medicine Board Certified Orthopedic Surgeon</small> | Jennifer Scott Koontz, M.D. <small>Fellowship Trained in Sports Medicine Board Certified in Family Medicine</small> | Charles C. Craig, M.D. <small>Total Joint Reconstruction Board Certified in Orthopedic Surgery</small> | Kirtie Lo, M.D. <small>Fellowship Trained in Hand & Wrist Board Eligible in General Surgery</small> |
| Robert J. Staggs, PA-C <small>Board Certified Physician Assistant</small> | Cameron D. Koster, PA-C <small>Board Certified Physician Assistant</small> | Melisa Funk Cooper, PA-C <small>Board Certified Physician Assistant</small> | Rex L. Wittman, PA-C <small>Board Certified Physician Assistant</small> | |

| | | | |
|--|--|--|---|
| Physical Therapists | Physical Therapist Assistants | Athletic Trainers/Exercise Specialist | Occupational Therapists |
| Carrie Baxter Brent Brittain Jeff Cochran Matt Downey Doug Dunn Kristine Larson | Heather Martens Angie Rerverts Lauren Sill Lela Scheff Dana Williams | Char DeSmith Anita Khokhar Faith Loomis Brenda Stoggs | Craig Fiat Kevin Nickel Nate Rarnell Katie Schmidt |

620.662.6000 • www.pinnacleortho.com • Find Us on Facebook

| | | |
|---|---|---|
| <ul style="list-style-type: none"> • Sports Injuries • Fracture Care • Consultations • Hand Surgery • Foot & Ankle Surgery | <ul style="list-style-type: none"> • Arthroscopic Surgery of Knee and Ankle • Arthroscopic Surgery of Shoulder, Elbow and Wrist | <ul style="list-style-type: none"> • On-Site Physical and Occupational Therapy • Therapeutic Interventions with our State-Of-The-Art Therapeutic pool |
|---|---|---|

1818 East 23rd Ave 67502 • www.summitks.com

HOW MUCH WILL YOUR CHILD'S COLLEGE COST? LET'S TALK.

Pat Fulton
Financial Advisor

113 West Main
Lyons, KS 67554
620-257-3334

www.edwardjones.com Member SIPC

Edward Jones
MAKING SENSE OF INVESTING



Kansas Collegiate Athletic Conference History

The Kansas Collegiate Athletic Conference, commonly called “The Kansas Conference,” is a prominent intercollegiate athletics conference comprised of ten outstanding independent or private institutions of higher education in the state.

The origins of the KCAC are traced to February 15, 1890, when the Kansas Intercollegiate Athletic Association became the result of the first successful attempt at organization among Kansas colleges, “to promote and regulate amateur intercollegiate athletics.” At that time the association or conference included not only private universities and colleges but also Kansas Agriculture College (now KSU), Kansas University, and Washburn University. Football seems to have been the major sponsored sport, and Baker University won the championship for the first three or four years.

In about 1902 this early association became allied with the Kansas College Athletic Conference, a group which was the first to adopt a definite set of rules and regulations. It also promoted an annual track and field meet which has continued yearly since, except for World War years. Basketball has been sponsored since 1904. Football was revived in 1907. Tennis began as early as 1912. Golf was added in 1923. By this time the name of the conference had been altered to the Kansas Collegiate Athletic Conference; it had grown to 17 college members and two allied members: Baker, Bethany, Bethel, College of Emporia, Fairmount (now WSU), Friends, Kansas Wesleyan, KSTC of Emporia (now ESU), KSTC of Hays (now FHSU), KSTC of Pittsburg (now PSU), McPherson, Ottawa, St. Benedict’s (now Benedictine), St. Mary’s, Sterling (formerly Cooper), Southwestern, and Washburn, and with St. John’s and Kansas City University (Kansas) as allied members. Kansas University and Kansas Aggies had dropped out earlier to join other conferences. In 1923 the College of Emporia, KSTC of Emporia, KSTC of Hays, KSTC of Pittsburg, Wichita (formerly Fairmount), Southwestern, and Washburn withdrew to form the Central Conference.

The present legal entity comes from a reorganization of the conference when the predecessor Kansas Intercollegiate Athletic Conference formally disbanded on December 1, 1928, and a new conference was formed which again was called the Kansas College Athletic Conference. The members were Baker, Bethany, Kansas Wesleyan, McPherson, Ottawa, and St. Mary’s colleges. At that time sportswriters quickly gave the KCAC league a nickname: the “Little Six,” in contrast to the Big Six (which became Big Eight, now Big 12) which also was organized in 1928. St. Mary’s College was discontinued in 1931. The College of Emporia returned to the fold in 1933, and Bethel was readmitted in 1939. Friends, a former member of the KIAC, was admitted in 1953. Sterling and Southwestern were approved for membership in 1958. In 1968 Tabor College and St. Mary of the Plains College were admitted to make twelve members in the conference, and the conference was organized into Southern and Northern divisions until 1970 – when Baker, College of Emporia, and Ottawa withdrew to join two separate Missouri-based conferences. In the mid-1970s the formal name was changed again to Kansas Collegiate Athletic Conference. In 1975 women’s intercollegiate athletics were incorporated into programs of the KCAC. Ottawa was readmitted in 1981, bringing the conference membership to 10. In 1992 St. Mary of the Plains College in Dodge City left the conference and eventually closed. In 1999 Saint Mary College-Leavenworth joined to return the KCAC membership to ten institutions.

The “Kansas Conference” (KCAC) continues to be an all-Kansas conference. The KCAC is an affiliated conference of the National Association of Intercollegiate Athletics with headquarters in Kansas City, Missouri. Today the KCAC sponsors conference intercollegiate athletics in football, volleyball, men’s cross country, women’s cross country, men’s soccer, women’s soccer, men’s basketball, women’s basketball, men’s indoor track and field, women’s indoor track and field, men’s outdoor track and field, women’s outdoor track and field, baseball, softball, men’s golf, women’s tennis, and men’s tennis.



KCAC 2011 Composite Schedule

| Date | Matchup | Time | | | |
|----------------------------|--|-----------|---------------|---------------------------------------|-----------|
| August 27th | <i>Sterling @ William Jewell</i> | 5:30 P.M. | October 8th | Friends @ Bethel | 1:30 P.M. |
| | <i>Ottawa @ Baker</i> | 7:00 P.M. | | Ottawa @ Southwestern | 1:30 P.M. |
| | | | | Saint Mary @ Bethany* | 1:30 P.M. |
| September 3rd | <i>Bethel @ William Penn (IA)</i> | 1:00 P.M. | | Tabor @ Kansas Wesleyan | 1:30 P.M. |
| | <i>Nebraska Wesleyan @ Saint Mary</i> | 1:30 P.M. | | <i>McPherson @ Azusa Pacific</i> | 6:00 P.M. |
| | <i>Benedictine @ Sterling</i> | 3:00 P.M. | October 15th | Bethel @ Sterling* | 1:30 P.M. |
| | <i>Georgetown (KY) @ Ottawa</i> | 6:00 P.M. | | <i>Kansas Wesleyan @ Lindenwood</i> | 1:30 P.M. |
| | <i>Kansas Wesleyan @ Southern Nazarene</i> | 6:00 P.M. | | Ottawa @ McPherson* | 1:30 P.M. |
| | <i>McPherson @ Missouri Valley</i> | 6:00 P.M. | | Southwestern @ Friends | 1:30 P.M. |
| | <i>Northwestern (IA) @ Southwestern</i> | 6:00 P.M. | | Bethany @ Tabor* | 2:00 P.M. |
| | <i>SWAGU (Tex.) @ Bethany</i> | 6:00 P.M. | | <i>Saint Mary @ William Penn (IA)</i> | 3:00 P.M. |
| | <i>Tabor @ Haskell</i> | 7:00 P.M. | | | |
| September 10th | Friends @ Saint Mary | 1:30 P.M. | October 22nd | Friends @ Bethany | 1:30 P.M. |
| | Kansas Wesleyan @ Ottawa | 6:00 P.M. | | Kansas Wesleyan @ Bethel | 1:30 P.M. |
| | Tabor @ Sterling | 6:00 P.M. | | McPherson @ Tabor | 1:30 P.M. |
| | Southwestern @ Bethel | 7:00 P.M. | | Saint Mary @ Southwestern | 1:30 P.M. |
| | Bethany @ McPherson | 7:30 P.M. | | Sterling @ Ottawa* | 6:00 P.M. |
| September 17th | Ottawa @ Saint Mary | 1:30 P.M. | October 29th | Friends @ Sterling | 1:30 P.M. |
| | <i>Friends @ Southern Nazarene</i> | 6:00 P.M. | | McPherson @ Saint Mary | 1:30 P.M. |
| | McPherson @ Southwestern | 6:00 P.M. | | Ottawa @ Bethany | 1:30 P.M. |
| | Sterling @ Kansas Wesleyan | 6:00 P.M. | | Southwestern @ Kansas Wesleyan | 1:30 P.M. |
| | Bethel @ Bethany | 7:00 P.M. | | Tabor @ Bethel | 1:30 P.M. |
| September 24th | Bethany @ Kansas Wesleyan* | 6:00 P.M. | November 5th | Bethany @ Sterling | 1:30 P.M. |
| | Southwestern @ Sterling | 6:00 P.M. | | Bethel @ Saint Mary | 1:30 P.M. |
| | McPherson @ Friends | 7:00 P.M. | | Kansas Wesleyan @ McPherson | 1:30 P.M. |
| | Saint Mary @ Tabor | 7:00 P.M. | | Ottawa @ Friends | 1:30 P.M. |
| | | | | Southwestern @ Tabor | 1:30 P.M. |
| October 1st | <i>Bethany @ Avila</i> | 1:30 P.M. | November 12th | Bethany @ Southwestern | 1:30 P.M. |
| | Bethel @ McPherson | 1:30 P.M. | | Bethel @ Ottawa | 1:30 P.M. |
| | Sterling @ Saint Mary | 1:30 P.M. | | Saint Mary @ Kansas Wesleyan | 1:30 P.M. |
| | <i>Haskell @ Southwestern</i> | 6:00 P.M. | | Sterling @ McPherson | 1:30 P.M. |
| | Tabor @ Ottawa | 6:00 P.M. | | Tabor @ Friends | 1:30 P.M. |
| Kansas Wesleyan @ Friends* | 7:00 P.M. | | | | |

Notes:

1. * Denotes Homecoming Game
2. Italics Indicates Non-Conference Game



A Look Back at 2010

The Sterling College Warrior football program improved on their six and four 2009 record by one win, winning seven games in 2010, while only losing three games. With a six and three Kansas Collegiate Athletic Conference (KCAC) record, the Warriors finished third in the conference.

Two of Sterling's three losses came at home to the 2010 KCAC Champion McPherson College Bulldogs and Friends University. However, the Warriors were able to win most of their home games, going four and two at Smisor Stadium.

On the road, Sterling was dominating, picking up wins at Kansas Wesleyan, which finished the year ranked 22nd



in the NAIA Postseason Coaches' Poll, Tabor College, and the University of Saint Mary. SC's only road loss came to Ottawa University, who finished 13th in the NAIA Postseason Coaches' Poll, in a tightly contested game.

Sterling continued to be one dimensional on offense in 2010, racking up yardage on the ground, but struggled to move the ball through the air. Nationally, the Warriors ranked 16th in fusing offense per game with an average of 203.1 yards per game and was 24th in the NAIA in total rushing with 2031 yards. The 2010 addition of wide receiver Matt James was Sterling's only deep threat in 2010, catching seven touchdowns on the season.

Defensive Coordinator Chuck Lambert's defense was astonishing in 2010, ranking in the top 25 nationally in five categories. The Warrior defense was the top defense in the KCAC, holding opponents to 18.6 points per game while keeping the opponents to 356.1 yards per game. With the 3-4 look, Sterling's defense was able to provide pressure on opposing offenses from any position on the field.



After the amazing performance put on by the Sterling defense in 2010, Coach Chuck Lambert was named the KCAC Assistant Coach of the Year to headline Sterling's post season awards. Two Warriors were named to the KCAC First-Team in Michael Talton and Chris Story. All-KCAC Second Team members were Jesse Bundrage and Mike Danski. Honorable Mention All-KCAC Warriors were Jo Jo Curiel, Cory Dunbar, Brock Frank, David Guthmiller, Matt James, Chandler Keenan, Jesse Kendig, Tory King, James Morley, Kerby Rice, Antoine Turner, and David Wray IV.

2010 Game by Game



Southwestern 17, Sterling 28 September 11, 2010 Sterling, Kansas

Sterling opened the 2010 season with a 28-17 victory over Southwestern College in a KCAC match-up in Sterling.

The Warriors dominated the first half, using the ground game to take a 21-3 lead into halftime.

In the second half, the Warriors relaxed, allowing Southwestern to mount a small comeback, but a Joey Garcia touchdown early in the fourth quarter put the game away for good.

Rashard Colquitt had a big day for Sterling, gaining 129 yards and scoring two touchdowns.

SCORING BY QUARTERS

| | | | | | |
|--------------|---|----|---|---|----|
| Southwestern | 0 | 3 | 7 | 7 | 17 |
| Sterling | 7 | 14 | 0 | 7 | 28 |

SCORING SUMMARY

First Quarter

02:19 STER - Colquitt 35 yd run (Dunn kick)

Second Quarter

09:38 SWC - Ledy 9 yd FG

01:31 STER - Colquitt 1 yd run (Dunn kick)

00:13 STER - James 10 yd pass (Burbank) (Dunn kick)

Third Quarter

08:13 SWC - Hutchins 6 yd pass (Barrett) (Ledy kick)

Fourth Quarter

10:56 STER - Garcia 8 yd run (Dunn kick)

07:28 SWC - Melby 13 yd pass (Barrett) (Ledy kick)

TEAM STATISTICS

| | Southwestern | Sterling |
|----------------------------|--------------|----------|
| First Downs | 20 | 14 |
| Rushes/Yards | 45/187 | 42/203 |
| Passing Yards | 132 | 88 |
| Passes (Att/Comp/Int) | 35/13/3 | 17/8/1 |
| Total Plays/Offense | 80/319 | 59/291 |
| Return Yards | 82 | 120 |
| Interception Returns/Yards | 1/0 | 3/36 |
| Fumbles/Lost | 1/0 | 4/4 |
| Punts/Average | 7/36.0 | 6/31.7 |
| Penalties/Yards | 4/68 | 6/70 |

INDIVIDUAL STATISTICS (Top 2 per category)

Rushing - **Sterling:** Colquitt 24-129 [2 TD], Bundrage 8-46; **Southwestern:** Coppock 30-179, Myers 6-36

Passing - **Sterling:** Garcia 11-4-1-65, Burbank 6-4-0-23 [1 TD]; **Southwestern:** Barrett 35-13-3-132 [2 TD]

Receiving - **Sterling:** James 5-85 [1TD], Curiel 2-4[1 TD]; **Southwestern:** Melby 3-55 [1 TD], Clutter 3-36

Peru State 10, Sterling 17 September 11, 2010 Sterling, Kansas

In their second game of the season, Sterling was able to put together a second half comeback, defeating Peru State 17-10.

Scoring was at a premium in the first half of the game with the Warriors managing only a field goal. Peru State managed to score a touchdown, taking a 7-3 halftime lead.

After an early second half field goal, Peru State would not score again. Sterling put together 14 unanswered points to win the game. The final touchdown came in the last three minutes of the 17-10 Warrior victory.

SCORING BY QUARTERS

| | | | | | |
|------------|---|---|---|---|----|
| Peru State | 0 | 7 | 3 | 0 | 10 |
| Sterling | 0 | 3 | 7 | 7 | 17 |

SCORING SUMMARY

First Quarter

No scoring

Second Quarter

11:44 STER - Dunn 17 yd FG

08:03 PERU - Steffen 9 yd pass (Thompson) (Cockle kick)

Third Quarter

10:54 PERU - Cockle 20 yd FG

03:54 STER - Colquitt 1 yd run (Dunn kick)

Fourth Quarter

02:56 STER - Curiel 15 yd pass (Burbank) (Dunn kick)

TEAM STATISTICS

| | Peru State | Sterling |
|----------------------------|------------|----------|
| First Downs | 12 | 14 |
| Rushes/Yards | 39/133 | 46/131 |
| Passing Yards | 116 | 71 |
| Passes (Att/Comp/Int) | 19/7/1 | 19/10/2 |
| Total Plays/Offense | 58/249 | 65/202 |
| Return Yards | 22 | 97 |
| Interception Returns/Yards | 2/20 | 1/0 |
| Fumbles/Lost | 1/0 | 1/0 |
| Punts/Average | 5/27.0 | 6/39.2 |
| Penalties/Yards | 3/25 | 4/30 |

INDIVIDUAL STATISTICS (Top 2 per category)

Rushing - **Sterling:** Colquitt 18-72 [1 TD], Bundrage 11-41; **Peru State:** Gewinner 12-75, Moore 11-23

Passing - **Sterling:** Burbank 12-7-0-49 [1 TD], Garcia 7-3-2-22; **Peru State:** Thompson 19-7-1-116 [1 TD]

Receiving - **Sterling:** James 5-31, Curiel 4-44 [1 TD]; **Peru State:** Edelman 4-77, Gottula 1-15



2010 Game by Game

Sterling 34, Ottawa 39 September 25, 2010 Ottawa, Kansas

The Warriors lost their first game of the year on the road in a close game against Ottawa University 34-39.

In the first half, Ottawa controlled the pace of the game, turning the contest into a track meet. With the high pace, Ottawa was able to take a 28-14 halftime lead.

Sterling controlled the second half pace and built a 34-33 lead in the fourth quarter. Ottawa's passing attack proved to be too much, as the Braves scored on a 45 yard passing play with 01:29 left in the game to win 39-34 over the Warriors.

SCORING BY QUARTERS

| | | | | | |
|----------|----|----|---|----|----|
| Sterling | 14 | 0 | 7 | 13 | 34 |
| Ottawa | 7 | 17 | 6 | 9 | 39 |

SCORING SUMMARY

First Quarter

11:32 OTT - Giambona 25 yd punt return (Wieder kick)

05:30 STER - Bundrage 2 yd run (Dunn kick)

01:58 STER - James 20 yd pass (Burbank) (Dunn kick)

Second Quarter

13:52 OTT - Wieder 31 yd FG

08:27 OTT - Adamson 1 yd run (Wieder kick)

00:06 OTT - Anderson 25 yd pass (Adamson) (Wieder kick)

Third Quarter

08:22 STER - James 11 yd pass (Burbank) (Dunn kick)

01:29 OTT - Gimzo 3 yd run (Wieder kick no good)

Fourth Quarter

13:47 STER - Garcia 4 yd run (Dunn kick)

12:20 OTT - Wieder 31 yd FG

09:37 STER - Bundrage 37 yd run (2pt no good)

01:29 OTT - Krug 45 yd pass (Adamson) (2pt no good)

TEAM STATISTICS

| | Sterling | Ottawa |
|----------------------------|----------|---------|
| First Downs | 18 | 15 |
| Rushes/Yards | 49/179 | 28/116 |
| Passing Yards | 150 | 234 |
| Passes (Att/Comp/Int) | 21/13/1 | 36/18/0 |
| Total Plays/Offense | 70/329 | 64/350 |
| Return Yards | 127 | 167 |
| Interception Returns/Yards | 0/0 | 1/0 |
| Fumbles/Lost | 0/0 | 0/0 |
| Punts/Average | 7/22.6 | 5/37.2 |
| Penalties/Yards | 8/59 | 5/35 |

INDIVIDUAL STATISTICS (Top 2 per category)

Rushing - **Sterling:** Bundrage 18-80 [2 TD], Colquitt 14-54; **Ottawa:** Baer 18-70, Adamson 3-47 [1 TD]

Passing - **Sterling:** Burbank 21-13-1-150 [2 TD]; **Ottawa:** Adamson 36-18-0-234 [2 TD]

Receiving - **Sterling:** James 5-83 [2 TD], Curiel 3-26; **Ottawa:** Anderson 7-101 [1 TD], Davidsmeyer 5-57

McPherson 31, Sterling 21 October 2, 2010 Sterling, Kansas

Sterling dropped back to back games with a loss to McPherson College 31-21 after losing to Ottawa in the previous week of the season.

The first half was dominated by the Bulldogs, who held Sterling scoreless in the first half while putting up 17 unanswered points for a 17-0 halftime lead.

In the second half, the Warriors would mount a comeback, but would be able to cut the lead to ten points, losing 31-21 against the eventual 2010 KCAC Champions.

SCORING BY QUARTERS

| | | | | | |
|-----------|---|----|---|----|----|
| McPherson | 0 | 17 | 7 | 7 | 31 |
| Sterling | 0 | 0 | 7 | 14 | 21 |

SCORING SUMMARY

First Quarter

No scoring

Second Quarter

12:46 MCPH - Lafitte 1 yd run (Eason kick)

08:35 MCPH - Lafitte 3 yd run (Eason kick)

00:00 MCPH - Eason 11 yd FG

Third Quarter

04:48 STER - James 20 yd pass (Mahla) (Dunn kick)

00:02 MCPH - Middleton 5 yd pass (Mascarenas) (Eason kick)

Fourth Quarter

12:29 STER - Engelden 3 yd pass (Burbank) (Dunn kick)

07:31 MCPH - Thibodeaux 5 yd run (Eason kick)

02:53 STER - Burbank 6 yd run (Dunn kick)

TEAM STATISTICS

| | McPherson | Sterling |
|----------------------------|-----------|----------|
| First Downs | 31 | 17 |
| Rushes/Yards | 39/183 | 39/123 |
| Passing Yards | 340 | 73 |
| Passes (Att/Comp/Int) | 50/28/2 | 19/11/0 |
| Total Plays/Offense | 89/523 | 58/196 |
| Return Yards | 67 | 62 |
| Interception Returns/Yards | 0/0 | 2/54 |
| Fumbles/Lost | 3/1 | 4/1 |
| Punts/Average | 1/37.0 | 6/38.5 |
| Penalties/Yards | 10/110 | 7/66 |

INDIVIDUAL STATISTICS (Top 2 per category)

Rushing - **Sterling:** Colquitt 19-115, Bundrage 6-23; **McPherson:** Lafitte 26-113 [2 TD], Skinner 4-28

Passing - **Sterling:** Burbank 16-10-0-53 [1 TD], Mahla 1-1-0-20 [1 TD]; **McPherson:** Mascarenas 50-28-2-340 [1 TD]

Receiving - **Sterling:** Curiel 4-37, James 2-36 [1 TD]; **McPherson:** Middleton 11-139 [1 TD], Skinner 10-102

2010 Game by Game



Friends 20, Sterling 13 October 9, 2010 Sterling, Kansas

The final loss of Sterling's season would come at home against Friends University 13-20.

Sterling would hold the lead through most of the first half. A touchdown by Friends with 12 seconds remaining in the half would give the Falcons a 13-10 halftime lead.

Friends would score early in the third quarter and Sterling would not find the scoreboard again until the final two minutes of the game. Doug Dunn would put in a 12 yard field goal to cut the Falcons's lead to 20-13.

SCORING BY QUARTERS

| | | | | | |
|----------|---|---|---|---|----|
| Friends | 6 | 7 | 7 | 0 | 20 |
| Sterling | 7 | 3 | 0 | 3 | 13 |

SCORING SUMMARY

First Quarter

09:28 STER - Burbank 9 yd run (Dunn kick)
02:21 FRND - Butts 2 yd pass (Bristow) (Johnson kick no good)

Second Quarter

08:51 STER - Dunn 22 yd FG
00:12 FRND - Pierce 3 yd pass (Bristow) (Berner kick)

Third Quarter

09:49 FRND - Bristow 9 yd run (Berner kick)

Fourth Quarter

01:17 STER - Dunn 12 yard FG

TEAM STATISTICS

| | Friends | Sterling |
|----------------------------|---------|----------|
| First Downs | 23 | 10 |
| Rushes/Yards | 51/228 | 33/119 |
| Passing Yards | 228 | 117 |
| Passes (Att/Comp/Int) | 34/22/2 | 19/7/1 |
| Total Plays/Offense | 85/456 | 52/236 |
| Return Yards | 34 | 73 |
| Interception Returns/Yards | 1/0 | 2/0 |
| Fumbles/Lost | 3/3 | 0/0 |
| Punts/Average | 2/52.0 | 7/39.4 |
| Penalties/Yards | 4/35 | 3/19 |

INDIVIDUAL STATISTICS (Top 2 per category)

Rushing - **Sterling:** Colquitt 12-45, Bundrage 6-29;
Friends: Trotter 22-107, Bristow 11-72 [1 TD]

Passing - **Sterling:** Burbank 19-7-1-117; **Friends:** Bristow 33-21-2-193 [2 TD], Hyde 1-1-0-35

Receiving - **Sterling:** James 4-38, McKnight 2-66;
Friends: Pierce 7-104 [1 TD], Hyde 6-76

Sterling 33, Tabor 14 October 16, 2010 Hillsboro, Kansas

With a 33-14 victory over Tabor College, the Warriors would get their season back on track. On the road, Sterling pounded the Bluejays in a lopsided game.

Doug Dunn would make three first quarter field goals and four in the game on the way to a 16-0 first quarter. The second quarter would be scoreless and the Warriors had a significant first half lead.

Tabor would score in each the third and fourth quarters, but Sterling proved to be too much for the Bluejays to handle in the 33-14 blowout.

SCORING BY QUARTERS

| | | | | | |
|----------|----|---|---|----|----|
| Sterling | 16 | 0 | 3 | 14 | 33 |
| Tabor | 0 | 0 | 7 | 7 | 14 |

SCORING SUMMARY

First Quarter

14:08 STER - James 4 yd pass (Burbank) (Dunn kick)
13:13 STER - Dunn 26 yd FG
05:27 STER - Dunn 19 yd FG

02:53 STER - Dunn 26 yd FG

Second Quarter

No scoring

Third Quarter

09:26 STER - Dunn 17 yd FG
05:09 TABR - Haywood 10 yd run (Rothwell kick)

Fourth Quarter

06:23 STER - Colquitt 1 yd run (Dunn kick)
03:42 STER - Burbank 6 yd run (Dunn kick)
01:33 TABR - Gardener 16 yd pass (Erickson) (Rothwell kick)

TEAM STATISTICS

| | Sterling | Tabor |
|----------------------------|----------|---------|
| First Downs | 22 | 18 |
| Rushes/Yards | 49/281 | 25/80 |
| Passing Yards | 139 | 279 |
| Passes (Att/Comp/Int) | 19/10/2 | 44/24/3 |
| Total Plays/Offense | 68/390 | 69/359 |
| Return Yards | 62 | 48 |
| Interception Returns/Yards | 3/13 | 2/3 |
| Fumbles/Lost | 0/0 | 2/2 |
| Punts/Average | 1/35.0 | 2/39.0 |
| Penalties/Yards | 4/38 | 2/20 |

INDIVIDUAL STATISTICS (Top 2 per category)

Rushing - **Sterling:** Bundrage 17-82, McKnight 5-47;
Tabor: Monroe 13-45, Erickson 7-18

Passing - **Sterling:** Burbank 17-10-1-139 [1 TD], Bundrage 2-0-1-0; **Tabor:** Erickson 43-23-3-269 [1 TD], Annis 1-1-0-10

Receiving - **Sterling:** Curiel 4-46, James 3-36 [1 TD];
Tabor: Brown 6-63, Gardener 6-96 [1 TD]



2010 Game by Game

Sterling 22, Kansas Wesleyan 21 October 23, 2010 Salina, Kansas

In the most exciting game of the 2010 season, Sterling would win on the road against nationally ranked Kansas Wesleyan University 22-21.

Behind 14-3, the Warriors would take momentum by scoring a touchdown with 36 seconds remaining in the first half on a Keoki Burbank to Matt James seven yard connection to reduce KWU's lead to 14-10.

The second half would be just as exciting as the first half, with Sterling taking the lead with 2:07 left in the game on a 22 yard pass to Jordan Coleman from Burbank for the victory.

SCORING BY QUARTERS

| | | | | | |
|-----------------|---|----|---|----|----|
| Sterling | 3 | 7 | 0 | 12 | 22 |
| Kansas Wesleyan | 0 | 14 | 7 | 0 | 21 |

SCORING SUMMARY

First Quarter

00:38 STER - Dunn 9 yd FG

Second Quarter

06:53 KWU - Alsobrook 5 yd run (Ochoa kick no good)

04:30 KWU - Roberts 56 yd pass (Hunter) (2pt conversion)

00:36 STER - James 7 yd pass (Burbank) (Dunn kick)

Third Quarter

10:14 KWU - McClain 6 yd pass (Hunter) (Ochoa kick)

Fourth Quarter

13:24 STER - Stanton 1 yd punt block recovery (2pt no good)

02:07 STER - Coleman 22 yd pass (Burbank) (2pt no good)

TEAM STATISTICS

| | Sterling | KWU |
|----------------------------|----------|---------|
| First Downs | 18 | 25 |
| Rushes/Yards | 48/179 | 32/87 |
| Passing Yards | 175 | 321 |
| Passes (Att/Comp/Int) | 21/14/0 | 55/31/1 |
| Total Plays/Offense | 69/354 | 87/408 |
| Return Yards | 119 | 47 |
| Interception Returns/Yards | 1/0 | 0/0 |
| Fumbles/Lost | 2/2 | 4/1 |
| Punts/Average | 8/35.6 | 5/30.0 |
| Penalties/Yards | 4/44 | 1/8 |

INDIVIDUAL STATISTICS (Top 2 per category)

Rushing - **Sterling:** Bundrage 29-121, Curiel 5-36; **KWU:** Winship 12-32, Giesen 10-26

Passing - **Sterling:** Burbank 21-14-0-175 [2 TD]; **KWU:** Hunter 53-30-1-309 [2 TD], Giffin 1-1-0-12

Receiving - **Sterling:** Curiel 3-38, McEachern 2-41; **KWU:** Roberts 13-153 [1 TD], Berry 6-65

Bethany 7, Sterling 26 October 30, 2010 Sterling, Kansas

The Warriors would extend their winning streak to three games with a dominating performance in a 26-7 win against the Bethany College Swedes in Sterling.

In the first half, Bethany's Theron Allen would bust open for a 78 yard touchdown, but SC would lock down defensively the rest of the way. At the half, Sterling would have a 14-7 lead.

Sterling would dominate the second half, specifically the fourth quarter. The Sterling defense would hold Bethany scoreless in the second half on the way to a 12 point second half and a 26-7 win.

SCORING BY QUARTERS

| | | | | | |
|----------|----|---|---|----|----|
| Bethany | 7 | 0 | 0 | 0 | 7 |
| Sterling | 14 | 0 | 2 | 10 | 26 |

SCORING SUMMARY

First Quarter

08:34 STER - McKnight 7 yd run (Dunn kick)

08:15 BTHY - Allen 78 yd run (Fambrough kick)

03:29 STER - Burbank 34 yd run (Dunn kick)

Second Quarter

no scoring

Third Quarter

10:29 STER - Safety

Fourth Quarter

10:41 STER - Bundrage 2 yd run (Dunn kick)

03:10 STER - Dunn 18 yd FG

TEAM STATISTICS

| | Bethany | Sterling |
|----------------------------|---------|----------|
| First Downs | 11 | 21 |
| Rushes/Yards | 22/95 | 62/274 |
| Passing Yards | 148 | 90 |
| Passes (Att/Comp/Int) | 32/16/2 | 17/9/1 |
| Total Plays/Offense | 54/243 | 79/364 |
| Return Yards | 56 | 42 |
| Interception Returns/Yards | 1/0 | 2/0 |
| Fumbles/Lost | 1/0 | 0/0 |
| Punts/Average | 7/36.7 | 7/36.6 |
| Penalties/Yards | 4/20 | 2/10 |

INDIVIDUAL STATISTICS (Top 2 per category)

Rushing - **Sterling:** Bundrage 30-143 [1 TD], Burbank 10-68 [1 TD]; **Bethany:** Allen 16-96 [1 TD], Waggoner 3-3

Passing - **Sterling:** Burbank 17-9-1-90; **Bethany:** House 23-11-1-109, Waggoner 9-5-1-39

Receiving - **Sterling:** Curiel 4-5, James 2-68; **Bethany:** Anderson 6-61, Martino 5-60

2010 Game by Game



Sterling 21, Univ. of St. Mary 13 November 6, 2010 Leavenworth, Kansas

For their fourth straight victory, the Warriors travelled to Leavenworth and defeated the University of Saint Mary Spires 21-13.

Defense would play a big role for Sterling in this game as the Warrior defense held Saint Mary to -4 yards rushing for the game.

The Warriors would score a touchdown in the first three quarters while holding the Spires to one touchdown and two field goals for a 21-13 victory.

SCORING BY QUARTERS

| | | | | | |
|------------|---|---|---|---|----|
| Sterling | 7 | 7 | 7 | 0 | 21 |
| Saint Mary | 0 | 7 | 3 | 3 | 13 |

SCORING SUMMARY

First Quarter

12:29 STER - McKnight 11 yd run (Dunn kick)

Second Quarter

11:54 STER - Curiel 21 yd pass (Burbank) (Dunn kick)

00:51 USM - Walsh 1 yd run (Schattle kick)

Third Quarter

08:24 STER - Burbank 63 yd run (Dunn kick)

03:22 USM - Schattle 22 yd FG

Fourth Quarter

05:57 USM - Schattle 17 yd FG

TEAM STATISTICS

| | Sterling | USM |
|----------------------------|----------|---------|
| First Downs | 14 | 19 |
| Rushes/Yards | 35/165 | 20/-4 |
| Passing Yards | 88 | 305 |
| Passes (Att/Comp/Int) | 17/8/0 | 53/34/1 |
| Total Plays/Offense | 52/253 | 73/301 |
| Return Yards | 126 | 63 |
| Interception Returns/Yards | 1/0 | 0/0 |
| Fumbles/Lost | 1/1 | 1/1 |
| Punts/Average | 4/34.3 | 5/31.8 |
| Penalties/Yards | 2/14 | 5/65 |

INDIVIDUAL STATISTICS (Top 2 per category)

Rushing - **Sterling:** Burbank 10-118 [1 TD], Bundrage 12-25; **USM:** Edison 1-11, Ridley 10-5

Passing - **Sterling:** Burbank 17-8-0-88 [1 TD]; **USM:** Keese 53-34-1-305

Receiving - **Sterling:** Curiel 2-21 [1 TD], Hook 1-27; **USM:** Edison 12-99, Walburn 7-69

Bethel 14, Sterling 62 November 13, 2010 Sterling, Kansas

On Senior day, the Warriors won their fifth straight game 62-14 over Bethel College in the final game of the year.

Sterling was on fire in the first half, scoring 14 points in the first quarter and 35 points in the second quarter for a 49-7 halftime lead.

The second half was a celebration of the season for Sterling with playing time being spread around. Each senior was able to play in the game and be sent off in style with a 62-14 win.

SCORING BY QUARTERS

| | | | | | |
|----------|----|----|---|----|----|
| Bethel | 0 | 7 | 0 | 7 | 14 |
| Sterling | 14 | 35 | 0 | 13 | 62 |

SCORING SUMMARY

First Quarter

14:00 STER - Curiel 8 yd run (Dunn kick)

05:21 STER - Burbank 7 yd run (Dunn kick)

Second Quarter

14:55 BTHL - Regier 5 yd pass (Vail) (Cousler kick)

14:01 STER - Burbank 74 yd run (Dunn kick)

11:29 STER - Bundrage 85 yd run (Dunn kick)

08:28 STER - James 30 yd pass (Curiel) (Dunn kick)

04:10 STER - Garcia 3 yd run (Dunn kick)

03:19 STER - Rice 45 yd interception (Dunn kick)

Third Quarter

no scoring

Fourth Quarter

14:49 STER - Garcia 54 yd run (Dunn kick no good)

05:23 BTHL - Berg 4 yd pass (Vail) (Cousler kick)

03:40 STER - Drake 23 yd run (Dunn kick)

TEAM STATISTICS

| | Bethel | Sterling |
|----------------------------|---------|----------|
| First Downs | 21 | 17 |
| Rushes/Yards | 30/105 | 40/407 |
| Passing Yards | 248 | 186 |
| Passes (Att/Comp/Int) | 47/26/3 | 11/7/0 |
| Total Plays/Offense | 77/353 | 51/593 |
| Return Yards | 80 | 101 |
| Interception Returns/Yards | 0/0 | 3/38 |
| Fumbles/Lost | 1/0 | 0/0 |
| Punts/Average | 4/28.8 | 3/34.7 |
| Penalties/Yards | 3/34 | 13/110 |

INDIVIDUAL STATISTICS (Top 2 per category)

Rushing - **Sterling:** Bundrage 7-123 [1 TD], Burbank 6-108 [2 TD]; **Bethel:** Stultz 12-35, Vail 10-26

Passing - **Sterling:** Burbank 10-6-0-156 Curiel 1-1-0-30 [1 TD]; **Bethel:** Vail 34-18-3-147 [2 TD], McNary 3-3-0-33

Receiving - **Sterling:** James 4-139 [1 TD], McKnight 1-17; **Bethel:** McNary 7-41, Berg 6-69 [1 TD]



Team Offensive Statistics

| Type | G | RushYds | PassYds | TotalYds | Avg | RushTD | PassTD |
|---------------|----|---------|---------|----------|-------|--------|--------|
| Team Overall | 10 | 2031 | 1177 | 3208 | 320.8 | 23 | 11 |
| Opp Overall | 10 | 1210 | 2351 | 3561 | 356.1 | 10 | 13 |
| Conf Only | 9 | 1900 | 1106 | 3006 | 334.0 | 22 | 10 |
| Opp Conf Only | 9 | 1077 | 2235 | 3312 | 368.0 | 10 | 12 |

Team Defensive Statistics


| Type | G | SoloTkl | AstTkl | TotTkl | PassDef | PassInt | ForceFum | BlkKick | Saf |
|---------------|----|---------|--------|--------|---------|---------|----------|---------|-----|
| Team Overall | 10 | 470 | 108 | 578 | 67 | 18 | 9 | 4 | 1 |
| Opp Overall | 10 | 435 | 160 | 595 | 26 | 8 | 3 | 2 | 0 |
| Conf Only | 9 | 426 | 102 | 528 | 65 | 17 | 8 | 4 | 1 |
| Opp Conf Only | 9 | 378 | 160 | 538 | 23 | 6 | 3 | 2 | 0 |

Team Other Statistics

| Type | G | TOMrgn | 1stDowns | Pen | PenYds | 3rdconv% | 4thconv% |
|---------------|----|--------|----------|-----|--------|----------|----------|
| Team Overall | 10 | 11 | 165 | 53 | 460 | 35.1 | 47.1 |
| Opp Overall | 10 | -11 | 195 | 41 | 420 | 37.3 | 37.5 |
| Conf Only | 9 | 12 | 151 | 49 | 430 | 35.0 | 42.9 |
| Opp Conf Only | 9 | -12 | 183 | 38 | 395 | 37.9 | 37.9 |

Team Special Teams Statistics

| Type | G | P. RetYds | P.TD | K. RetYds | K.TD | FG | PatKick | PATRsh | PATPass |
|---------------|----|-----------|------|-----------|------|----|---------|--------|---------|
| Team Overall | 10 | 256 | 1 | 673 | 0 | 9 | 32 | 0 | 0 |
| Opp Overall | 10 | 108 | 1 | 558 | 0 | 7 | 19 | 0 | 1 |
| Conf Only | 9 | 212 | 1 | 620 | 0 | 8 | 30 | 0 | 0 |
| Opp Conf Only | 9 | 101 | 1 | 543 | 0 | 6 | 18 | 0 | 1 |





Individual Statistics

Total Offense

| Player | G | Plays | Rush | Pass | Total | Yds/Gm | Yds/Att |
|-----------------------|----|-------|------|------|-------|--------|---------|
| Burbank, Keoki | 10 | 229 | 449 | 1040 | 1489 | 148.9 | 6.5 |
| Bundrage, Jesse | 10 | 146 | 713 | 0 | 713 | 71.3 | 4.9 |
| Colquitt, Rashard | 7 | 102 | 468 | 0 | 468 | 66.9 | 4.6 |
| Garcia, Joey | 8 | 53 | 114 | 87 | 201 | 25.1 | 3.8 |
| Curiel, Jo Jo | 10 | 24 | 122 | 30 | 152 | 15.2 | 6.3 |
| Wray IV, David | 9 | 18 | 118 | 0 | 118 | 13.1 | 6.6 |
| Drake, Andrew | 3 | 3 | 31 | 0 | 31 | 10.3 | 10.3 |
| Mahla, James | 3 | 1 | 0 | 20 | 20 | 6.7 | 20.0 |
| McKnight, Shawn | 9 | 17 | 58 | 0 | 58 | 6.4 | 3.4 |
| Goering, Bradley | 6 | 9 | 25 | 0 | 25 | 4.2 | 2.8 |
| Sullivan, Josh | 2 | 1 | 7 | 0 | 7 | 3.5 | 7.0 |
| Garcia, Jeremy | 4 | 1 | 4 | 0 | 4 | 1.0 | 4.0 |
| McEachern, Clay | 3 | 1 | 2 | 0 | 2 | 0.7 | 2.0 |
| Gridley, Kyle | 8 | 3 | 5 | 0 | 5 | 0.6 | 1.7 |
| Pfannenstiel, Brandon | 4 | 1 | 2 | 0 | 2 | 0.5 | 2.0 |
| Wheeler, Josh | 10 | 1 | -19 | 0 | -19 | -1.9 | -19.0 |
| Frank, Brock | 10 | 2 | -22 | 0 | -22 | -2.2 | -11.0 |
| Keenan, Chandler | 2 | 1 | -22 | 0 | -22 | -11.0 | -22.0 |
| Sperber, Chase | 1 | 2 | -12 | 0 | -12 | -12.0 | -6.0 |

Rushing

| Player | G | Att | Yds | Avg | TD | Yds/G |
|-----------------------|----|-----|-----|-------|----|-------|
| Bundrage, Jesse | 10 | 144 | 713 | 5.0 | 4 | 71.3 |
| Colquitt, Rashard | 7 | 102 | 468 | 4.6 | 4 | 66.9 |
| Burbank, Keoki | 10 | 73 | 449 | 6.2 | 7 | 44.9 |
| Garcia, Joey | 8 | 33 | 114 | 3.5 | 4 | 14.3 |
| Wray IV, David | 9 | 18 | 118 | 6.6 | 0 | 13.1 |
| Curiel, Jo Jo | 10 | 23 | 122 | 5.3 | 1 | 12.2 |
| Drake, Andrew | 3 | 3 | 31 | 10.3 | 1 | 10.3 |
| McKnight, Shawn | 9 | 17 | 58 | 3.4 | 2 | 6.4 |
| Goering, Bradley | 6 | 9 | 25 | 2.8 | 0 | 4.2 |
| Sullivan, Josh | 2 | 1 | 7 | 7.0 | 0 | 3.5 |
| Garcia, Jeremy | 4 | 1 | 4 | 4.0 | 0 | 1.0 |
| McEachern, Clay | 3 | 1 | 2 | 2.0 | 0 | 0.7 |
| Gridley, Kyle | 8 | 3 | 5 | 1.7 | 0 | 0.6 |
| Pfannenstiel, Brandon | 4 | 1 | 2 | 2.0 | 0 | 0.5 |
| Wheeler, Josh | 10 | 1 | -19 | -19.0 | 0 | -1.9 |
| Frank, Brock | 10 | 2 | -22 | -11.0 | 0 | -2.2 |
| Keenan, Chandler | 2 | 1 | -22 | -22.0 | 0 | -11.0 |
| Sperber, Chase | 1 | 2 | -12 | -6.0 | 0 | -12.0 |



Passing

| Player | G | Att | Cmp | Int | Comp% | Yds | TD | Avg/G |
|-----------------|----|-----|-----|-----|-------|------|----|-------|
| Burbank, Keoki | 10 | 156 | 88 | 4 | 0.564 | 1040 | 9 | 104.0 |
| Garcia, Joey | 8 | 20 | 7 | 3 | 0.350 | 87 | 0 | 10.9 |
| Mahla, James | 3 | 1 | 1 | 0 | 1.000 | 20 | 1 | 6.7 |
| Curiel, Jo Jo | 10 | 1 | 1 | 0 | 1.000 | 30 | 1 | 3.0 |
| Bundrage, Jesse | 10 | 2 | 0 | 1 | 0.000 | 0 | 0 | 0.0 |

Receiving

| Player | G | Rec | Yds | TD | Yds/C | Yds/G | Rec/G |
|-----------------------|----|-----|-----|----|-------|-------|-------|
| James, Matt | 10 | 33 | 545 | 7 | 16.5 | 54.5 | 3.3 |
| Curiel, Jo Jo | 10 | 27 | 232 | 2 | 8.6 | 23.2 | 2.7 |
| Pfannenstiel, Brandon | 4 | 5 | 52 | 0 | 10.4 | 13.0 | 1.3 |
| Hook, Aric | 1 | 1 | 27 | 0 | 27.0 | 27.0 | 1.0 |
| Engelken, Shane | 1 | 1 | 3 | 1 | 3.0 | 3.0 | 1.0 |
| Coleman, Jordan | 1 | 1 | 22 | 1 | 22.0 | 22.0 | 1.0 |
| McEachern, Clay | 3 | 3 | 47 | 0 | 15.7 | 15.7 | 1.0 |
| McKnight, Shawn | 9 | 8 | 126 | 0 | 15.8 | 14.0 | 0.9 |
| Garcia, Joey | 8 | 6 | 83 | 0 | 13.8 | 10.4 | 0.8 |
| Martinez, Alex | 3 | 2 | 1 | 0 | 0.5 | 0.3 | 0.7 |
| Bundrage, Jesse | 10 | 6 | 20 | 0 | 3.3 | 2.0 | 0.6 |
| Drake, Andrew | 3 | 1 | 5 | 0 | 5.0 | 1.7 | 0.3 |
| Goering, Bradley | 6 | 1 | 8 | 0 | 8.0 | 1.3 | 0.2 |
| Wray IV, David | 9 | 1 | 5 | 0 | 5.0 | 0.6 | 0.1 |
| Colquitt, Rashard | 7 | 1 | 1 | 0 | 1.0 | 0.1 | 0.1 |

Pass Efficiency

| Player | G | Att | Cmp | Int | Comp% | Yds | TD | Eff |
|-----------------|----|-----|-----|-----|-------|------|----|--------|
| Curiel, Jo Jo | 10 | 1 | 1 | 0 | 1.000 | 30 | 1 | 682.0 |
| Mahla, James | 3 | 1 | 1 | 0 | 1.000 | 20 | 1 | 598.0 |
| Burbank, Keoki | 10 | 156 | 88 | 4 | 0.564 | 1040 | 9 | 126.3 |
| Garcia, Joey | 8 | 20 | 7 | 3 | 0.350 | 87 | 0 | 41.5 |
| Bundrage, Jesse | 10 | 2 | 0 | 1 | 0.000 | 0 | 0 | -100.0 |





All Purpose

| Player | G | Rush | Rec | PuntRet | KORet | OtherRet | Total | Avg/G |
|-----------------------|----|------|-----|---------|-------|----------|-------|-------|
| Curiel, Jo Jo | 10 | 122 | 232 | 171 | 387 | 0 | 912 | 91.2 |
| Colquitt, Rashard | 7 | 468 | 1 | 0 | 132 | 0 | 601 | 85.9 |
| Bundrage, Jesse | 10 | 713 | 20 | 0 | 0 | 0 | 733 | 73.3 |
| James, Matt | 10 | 0 | 545 | 0 | 0 | 0 | 545 | 54.5 |
| Burbank, Keoki | 10 | 449 | 0 | 0 | 0 | 0 | 449 | 44.9 |
| McKnight, Shawn | 9 | 58 | 126 | 31 | 115 | 0 | 330 | 36.7 |
| Hook, Aric | 1 | 0 | 27 | 0 | 0 | 0 | 27 | 27.0 |
| Garcia, Joey | 8 | 114 | 83 | 0 | 0 | 0 | 197 | 24.6 |
| Coleman, Jordan | 1 | 0 | 22 | 0 | 0 | 0 | 22 | 22.0 |
| McEachern, Clay | 3 | 2 | 47 | 0 | 0 | 0 | 49 | 16.3 |
| Pfannenstiel, Brandon | 4 | 2 | 52 | 0 | 10 | 0 | 64 | 16.0 |
| Wray IV, David | 9 | 118 | 5 | 0 | 0 | 0 | 123 | 13.7 |
| Drake, Andrew | 3 | 31 | 5 | 0 | 0 | 0 | 36 | 12.0 |
| Dunbar, Cory | 10 | 0 | 0 | 14 | 14 | 29 | 57 | 5.7 |
| Rice, Kerby | 8 | 0 | 0 | 0 | 0 | 45 | 45 | 5.6 |
| Goering, Bradley | 6 | 25 | 8 | 0 | 0 | 0 | 33 | 5.5 |
| Talton, Michael | 10 | 0 | 0 | 12 | 0 | 33 | 45 | 4.5 |
| Murphy, Lance | 7 | 0 | 0 | 27 | 0 | 0 | 27 | 3.9 |
| Sullivan, Josh | 2 | 7 | 0 | 0 | 0 | 0 | 7 | 3.5 |
| Engelken, Shane | 1 | 0 | 3 | 0 | 0 | 0 | 3 | 3.0 |
| Guthmiller, David | 7 | 0 | 0 | 0 | 0 | 12 | 12 | 1.7 |
| Frank, Brock | 10 | -22 | 0 | 0 | 0 | 34 | 12 | 1.2 |
| Kendig, Jesse | 9 | 0 | 0 | 0 | 10 | 0 | 10 | 1.1 |
| Musser, Chad | 5 | 0 | 0 | 0 | 5 | 0 | 5 | 1.0 |
| Garcia, Jeremy | 4 | 4 | 0 | 0 | 0 | 0 | 4 | 1.0 |
| Gridley, Kyle | 8 | 5 | 0 | 0 | 0 | 0 | 5 | 0.6 |
| Martinez, Alex | 3 | 0 | 1 | 0 | 0 | 0 | 1 | 0.3 |
| Stanton, Jarrett | 5 | 0 | 0 | 1 | 0 | 0 | 1 | 0.2 |
| Wheeler, Josh | 10 | -19 | 0 | 0 | 0 | 0 | -19 | -1.9 |
| Keenan, Chandler | 2 | -22 | 0 | 0 | 0 | 0 | -22 | -11.0 |
| Sperber, Chase | 1 | -12 | 0 | 0 | 0 | 0 | -12 | -12.0 |

Scoring TD's

| Player | G | TD | Rush | Recv | Ret | 2XPT | Pts | Pts/G |
|-------------------|----|----|------|------|-----|------|-----|-------|
| Engelken, Shane | 1 | 1 | 0 | 1 | 0 | 0 | 6 | 6.0 |
| Coleman, Jordan | 1 | 1 | 0 | 1 | 0 | 0 | 6 | 6.0 |
| James, Matt | 10 | 7 | 0 | 7 | 0 | 0 | 42 | 4.2 |
| Burbank, Keoki | 10 | 7 | 7 | 0 | 0 | 0 | 42 | 4.2 |
| Colquitt, Rashard | 7 | 4 | 4 | 0 | 0 | 0 | 24 | 3.4 |
| Garcia, Joey | 8 | 4 | 4 | 0 | 0 | 0 | 24 | 3.0 |
| Bundrage, Jesse | 10 | 4 | 4 | 0 | 0 | 0 | 24 | 2.4 |
| Drake, Andrew | 3 | 1 | 1 | 0 | 0 | 0 | 6 | 2.0 |
| Curiel, Jo Jo | 10 | 3 | 1 | 2 | 0 | 0 | 18 | 1.8 |
| McKnight, Shawn | 9 | 2 | 2 | 0 | 0 | 0 | 12 | 1.3 |
| Stanton, Jarrett | 5 | 1 | 0 | 0 | 1 | 0 | 6 | 1.2 |
| Rice, Kerby | 8 | 1 | 0 | 0 | 1 | 0 | 6 | 0.8 |



Overall Defensive Stats

| Name | GP | SoloTkl | AstTkl | TotTkl | TFL | TFLYds | Sac | SacYds |
|-------------------|----|---------|--------|--------|-----|--------|-----|--------|
| Frank, Brock | 10 | 49 | 13 | 62 | 8.0 | 19.0 | 0.0 | 0.0 |
| Talton, Michael | 10 | 42 | 8 | 50 | 3.0 | 17.0 | 0.0 | 0.0 |
| Morley, James | 10 | 34 | 6 | 40 | 8.0 | 26.0 | 1.0 | 7.0 |
| Turner, Antoine | 9 | 28 | 11 | 39 | 3.0 | 8.0 | 0.0 | 0.0 |
| Dunbar, Cory | 10 | 33 | 4 | 37 | 1.0 | 1.0 | 0.0 | 0.0 |
| Noller, Brian | 9 | 30 | 4 | 34 | 1.5 | 2.5 | 0.0 | 0.0 |
| Rice, Kerby | 8 | 22 | 4 | 26 | 6.5 | 33.5 | 3.5 | 27.5 |
| Lehmann, Kris | 10 | 17 | 7 | 24 | 2.0 | 7.5 | 1.0 | 5.0 |
| Morley, Mark | 10 | 14 | 7 | 21 | 2.0 | 3.0 | 0.0 | 0.0 |
| Kendig, Jesse | 9 | 17 | 4 | 21 | 4.5 | 11.0 | 1.0 | 0.0 |
| Murphy, Lance | 7 | 14 | 3 | 17 | 1.0 | 3.0 | 0.0 | 0.0 |
| Hernandez, Robbie | 7 | 15 | 1 | 16 | 1.0 | 3.0 | 0.0 | 0.0 |
| Gridley, Kyle | 8 | 12 | 2 | 14 | 0.0 | 0.0 | 0.0 | 0.0 |
| Dillard, Kyle | 8 | 12 | 2 | 14 | 5.0 | 11.0 | 1.0 | 4.0 |
| Mestdagh, Sean | 6 | 9 | 4 | 13 | 1.0 | 13.0 | 1.0 | 13.0 |
| Story, Chris | 9 | 9 | 4 | 13 | 2.5 | 5.5 | 0.5 | 3.5 |
| Arnold, Tate | 3 | 11 | 1 | 12 | 1.0 | 1.0 | 0.0 | 0.0 |
| Gillen, Brayton | 6 | 11 | 1 | 12 | 1.0 | 2.0 | 0.0 | 0.0 |
| Garcia, Jeremy | 4 | 8 | 2 | 10 | 0.0 | 0.0 | 0.0 | 0.0 |
| Bradshaw, Josh | 5 | 7 | 3 | 10 | 3.0 | 12.0 | 2.0 | 11.0 |
| Wray IV, David | 9 | 7 | 2 | 9 | 0.0 | 0.0 | 0.0 | 0.0 |
| Guthmiller, David | 7 | 6 | 3 | 9 | 4.5 | 11.0 | 0.0 | 0.0 |
| Musser, Chad | 5 | 7 | 1 | 8 | 0.0 | 0.0 | 0.0 | 0.0 |
| Mahla, James | 3 | 7 | 1 | 8 | 0.0 | 0.0 | 0.0 | 0.0 |
| Stanton, Jarrett | 5 | 7 | 0 | 7 | 0.0 | 0.0 | 0.0 | 0.0 |
| Rempe, Trevor | 4 | 3 | 3 | 6 | 1.5 | 4.0 | 0.0 | 0.0 |
| Turner, Tommie | 3 | 5 | 1 | 6 | 0.0 | 0.0 | 0.0 | 0.0 |
| Dominguez, Andrew | 3 | 3 | 0 | 3 | 0.0 | 0.0 | 0.0 | 0.0 |
| Martinez, Alex | 3 | 3 | 0 | 3 | 0.0 | 0.0 | 0.0 | 0.0 |
| Osburn, Joel | 1 | 1 | 1 | 2 | 1.0 | 9.0 | 1.0 | 9.0 |
| Walker, Timothy | 1 | 2 | 0 | 2 | 0.0 | 0.0 | 0.0 | 0.0 |
| Robinson, Taylor | 1 | 1 | 1 | 2 | 0.0 | 0.0 | 0.0 | 0.0 |
| Keenan, Chandler | 2 | 2 | 0 | 2 | 0.0 | 0.0 | 0.0 | 0.0 |
| Ridgeway, Lucas | 2 | 2 | 0 | 2 | 0.0 | 0.0 | 0.0 | 0.0 |
| Goering, Bradley | 6 | 1 | 1 | 2 | 0.0 | 0.0 | 0.0 | 0.0 |
| Fitzgerald, Ben | 2 | 2 | 0 | 2 | 0.0 | 0.0 | 0.0 | 0.0 |
| Unknown, | 2 | 2 | 0 | 2 | 1.0 | 1.0 | 0.0 | 0.0 |
| Burbank, Keoki | 10 | 1 | 0 | 1 | 0.0 | 0.0 | 0.0 | 0.0 |
| Conrad, Jeremy | 1 | 1 | 0 | 1 | 0.0 | 0.0 | 0.0 | 0.0 |
| Drake, Andrew | 3 | 0 | 1 | 1 | 0.0 | 0.0 | 0.0 | 0.0 |
| Wheeler, Josh | 10 | 1 | 0 | 1 | 0.0 | 0.0 | 0.0 | 0.0 |
| Sullivan, Josh | 2 | 0 | 1 | 1 | 0.0 | 0.0 | 0.0 | 0.0 |
| Ritta, Jon | 1 | 1 | 0 | 1 | 0.0 | 0.0 | 0.0 | 0.0 |
| Bennett, Matt | 1 | 1 | 0 | 1 | 0.0 | 0.0 | 0.0 | 0.0 |
| Twiner, Andru | 1 | 0 | 1 | 1 | 0.0 | 0.0 | 0.0 | 0.0 |
| Krehbiel, Troy | 1 | 1 | 0 | 1 | 0.0 | 0.0 | 0.0 | 0.0 |
| Kozak, Chase | 1 | 1 | 0 | 1 | 0.0 | 0.0 | 0.0 | 0.0 |
| Dobbins, Erik | 1 | 1 | 0 | 1 | 0.0 | 0.0 | 0.0 | 0.0 |
| Dunn, Doug | 10 | 1 | 0 | 1 | 0.0 | 0.0 | 0.0 | 0.0 |
| Finder, Kyle | 1 | 1 | 0 | 1 | 0.0 | 0.0 | 0.0 | 0.0 |
| Bryant, DeVon | 1 | 1 | 0 | 1 | 0.0 | 0.0 | 0.0 | 0.0 |
| Nolan, Carl | 1 | 1 | 0 | 1 | 0.0 | 0.0 | 0.0 | 0.0 |
| Henly, Ray | 1 | 1 | 0 | 1 | 0.0 | 0.0 | 0.0 | 0.0 |



Overall Defense Other Stats

| Name | G | FumRev | F.RetYds | FrcFum | BlkPnt | BlkFG | BlkPAT | Saf |
|-------------------|----|--------|----------|--------|--------|-------|--------|-----|
| Frank, Brock | 10 | 0 | 0 | 5 | 0 | 0 | 0 | 0 |
| Morley, James | 10 | 2 | 0 | 1 | 0 | 0 | 0 | 0 |
| Dillard, Kyle | 8 | 0 | 0 | 1 | 0 | 0 | 0 | 0 |
| Kendig, Jesse | 9 | 1 | 0 | 1 | 0 | 0 | 1 | 0 |
| Noller, Brian | 9 | 1 | 0 | 1 | 0 | 0 | 0 | 0 |
| Story, Chris | 9 | 0 | 0 | 0 | 0 | 1 | 0 | 0 |
| Murphy, Lance | 7 | 0 | 0 | 0 | 1 | 0 | 0 | 0 |
| Guthmiller, David | 7 | 1 | 0 | 0 | 0 | 1 | 0 | 0 |

Interceptions

| Player | G | Int | Yds | TD | BrUp | Int/G |
|-----------------|----|-----|-----|----|------|-------|
| Talton, Michael | 10 | 7 | 33 | 0 | 13 | 0.7 |
| Garcia, Jeremy | 4 | 1 | 0 | 0 | 1 | 0.3 |
| Mahla, James | 3 | 1 | 0 | 0 | 1 | 0.3 |
| Arnold, Tate | 3 | 1 | 0 | 0 | 1 | 0.3 |
| Dunbar, Cory | 10 | 3 | 29 | 0 | 11 | 0.3 |
| Frank, Brock | 10 | 2 | 34 | 0 | 3 | 0.2 |
| Turner, Antoine | 9 | 1 | 0 | 0 | 1 | 0.1 |
| Morley, James | 10 | 1 | 0 | 0 | 3 | 0.1 |
| Rice, Kerby | 8 | 1 | 45 | 1 | 1 | 0.1 |

Passes Defended

| Player | G | BrUp | Int | Tot | Avg |
|-------------------|----|------|-----|-----|-----|
| Talton, Michael | 10 | 13 | 7 | 20 | 2.0 |
| Dunbar, Cory | 10 | 11 | 3 | 14 | 1.4 |
| Mahla, James | 3 | 1 | 1 | 2 | 0.7 |
| Arnold, Tate | 3 | 1 | 1 | 2 | 0.7 |
| Garcia, Jeremy | 4 | 1 | 1 | 2 | 0.5 |
| Frank, Brock | 10 | 3 | 2 | 5 | 0.5 |
| Morley, James | 10 | 3 | 1 | 4 | 0.4 |
| Noller, Brian | 9 | 4 | 0 | 4 | 0.4 |
| Murphy, Lance | 7 | 2 | 0 | 2 | 0.3 |
| Hernandez, Robbie | 7 | 2 | 0 | 2 | 0.3 |
| Rice, Kerby | 8 | 1 | 1 | 2 | 0.3 |
| Bradshaw, Josh | 5 | 1 | 0 | 1 | 0.2 |
| Morley, Mark | 10 | 2 | 0 | 2 | 0.2 |
| Turner, Antoine | 9 | 1 | 1 | 2 | 0.2 |
| Lehmann, Kris | 10 | 1 | 0 | 1 | 0.1 |
| Gridley, Kyle | 8 | 1 | 0 | 1 | 0.1 |
| Guthmiller, David | 7 | 1 | 0 | 1 | 0.1 |

**Sacks**

| Player | G | Solo | Ast | Tot | Yds | Sack/G |
|----------------|----------|-------------|------------|------------|------------|---------------|
| Osburn, Joel | 1 | 1 | 0 | 1.0 | 9.0 | 1.0 |
| Rice, Kerby | 8 | 3 | 1 | 3.5 | 27.5 | 0.4 |
| Bradshaw, Josh | 5 | 2 | 0 | 2.0 | 11.0 | 0.4 |
| Mestdagh, Sean | 6 | 1 | 0 | 1.0 | 13.0 | 0.2 |
| Story, Chris | 9 | 0 | 1 | 0.5 | 3.5 | 0.1 |
| Lehmann, Kris | 10 | 1 | 0 | 1.0 | 5.0 | 0.1 |
| Morley, James | 10 | 1 | 0 | 1.0 | 7.0 | 0.1 |
| Dillard, Kyle | 8 | 1 | 0 | 1.0 | 4.0 | 0.1 |
| Kendig, Jesse | 9 | 1 | 0 | 1.0 | 0.0 | 0.1 |

Tackles for Loss

| Player | G | Solo | Ast | Tot | Yds | TFL/G |
|-------------------|----------|-------------|------------|------------|------------|--------------|
| Osburn, Joel | 1 | 1 | 0 | 1.0 | 9.0 | 1.0 |
| Morley, James | 10 | 8 | 0 | 8.0 | 26.0 | 0.8 |
| Rice, Kerby | 8 | 6 | 1 | 6.5 | 33.5 | 0.8 |
| Frank, Brock | 10 | 7 | 2 | 8.0 | 19.0 | 0.8 |
| Guthmiller, David | 7 | 4 | 1 | 4.5 | 11.0 | 0.6 |
| Dillard, Kyle | 8 | 5 | 0 | 5.0 | 11.0 | 0.6 |
| Bradshaw, Josh | 5 | 3 | 0 | 3.0 | 12.0 | 0.6 |
| Kendig, Jesse | 9 | 4 | 1 | 4.5 | 11.0 | 0.5 |
| Unknown, | 2 | 1 | 0 | 1.0 | 1.0 | 0.5 |
| Rempe, Trevor | 4 | 1 | 1 | 1.5 | 4.0 | 0.4 |
| Talton, Michael | 10 | 2 | 2 | 3.0 | 17.0 | 0.3 |
| Arnold, Tate | 3 | 1 | 0 | 1.0 | 1.0 | 0.3 |
| Turner, Antoine | 9 | 3 | 0 | 3.0 | 8.0 | 0.3 |
| Story, Chris | 9 | 2 | 1 | 2.5 | 5.5 | 0.3 |
| Lehmann, Kris | 10 | 1 | 2 | 2.0 | 7.5 | 0.2 |
| Morley, Mark | 10 | 2 | 0 | 2.0 | 3.0 | 0.2 |
| Mestdagh, Sean | 6 | 1 | 0 | 1.0 | 13.0 | 0.2 |
| Noller, Brian | 9 | 1 | 1 | 1.5 | 2.5 | 0.2 |
| Gillen, Brayton | 6 | 1 | 0 | 1.0 | 2.0 | 0.2 |
| Murphy, Lance | 7 | 1 | 0 | 1.0 | 3.0 | 0.1 |
| Hernandez, Robbie | 7 | 1 | 0 | 1.0 | 3.0 | 0.1 |
| Dunbar, Cory | 10 | 1 | 0 | 1.0 | 1.0 | 0.1 |

Fumbles Forced

| Player | G | Num | FF/GM |
|---------------|----------|------------|--------------|
| Frank, Brock | 10 | 5 | 0.500 |
| Dillard, Kyle | 8 | 1 | 0.100 |
| Kendig, Jesse | 9 | 1 | 0.100 |
| Noller, Brian | 9 | 1 | 0.100 |
| Morley, James | 10 | 1 | 0.100 |



PAT Kicking

| Player | G | Made | Att | Pct |
|---------------|----|------|-----|-------|
| Wheeler, Josh | 10 | 1 | 1 | 1.000 |
| Dunn, Doug | 10 | 31 | 32 | 0.969 |

Field Goals

| Player | G | FG | FGA | Long | Pct | FG/G |
|---------------|----|----|-----|------|-------|------|
| Dunn, Doug | 10 | 9 | 10 | 36 | 0.900 | 0.9 |
| Rempe, Trevor | 4 | 0 | 1 | 0 | 0.000 | 0.0 |

Scoring (Kicking)

| Player | G | PAT | FGs | Pts | Pts/G |
|---------------|----|-----|-----|-----|-------|
| Dunn, Doug | 10 | 31 | 9 | 58 | 5.8 |
| Wheeler, Josh | 10 | 1 | 0 | 1 | 0.1 |

Punting

| Player | G | Punts | Yds | Avg |
|---------------|----|-------|------|------|
| Wheeler, Josh | 10 | 54 | 1907 | 35.3 |

Punt Returns

| Player | G | Ret | Yds | TD | Avg |
|-----------------|----|-----|-----|----|------|
| McKnight, Shawn | 9 | 1 | 31 | 0 | 31.0 |
| Murphy, Lance | 7 | 1 | 27 | 0 | 27.0 |
| Dunbar, Cory | 10 | 1 | 14 | 0 | 14.0 |
| Curiel, Jo Jo | 10 | 15 | 171 | 0 | 11.4 |
| Talton, Michael | 10 | 4 | 12 | 0 | 3.0 |

Kick Returns

| Player | G | Ret | Yds | TD | Avg |
|-----------------------|----|-----|-----|----|------|
| Curiel, Jo Jo | 10 | 15 | 387 | 0 | 25.8 |
| McKnight, Shawn | 9 | 5 | 115 | 0 | 23.0 |
| Colquitt, Rashard | 7 | 6 | 132 | 0 | 22.0 |
| Dunbar, Cory | 10 | 1 | 14 | 0 | 14.0 |
| Pfannenstiel, Brandon | 4 | 1 | 10 | 0 | 10.0 |
| Kendig, Jesse | 9 | 1 | 10 | 0 | 10.0 |
| Musser, Chad | 5 | 1 | 5 | 0 | 5.0 |
| Morley, Mark | 10 | 2 | 0 | 0 | 0.0 |
| Frank, Brock | 10 | 1 | 0 | 0 | 0.0 |



Coaching Records

All-Time Wins

| Years | Name | W | L | T | % |
|---------------------|------------------------|-----------|-----------|----------|--------------|
| 1966-73, 1981, | | | | | |
| 1997-2000 | Curt Bennett | 59 | 60 | 3 | 0.496 |
| 2004-Present | Andy Lambert | 45 | 24 | 0 | 0.652 |
| 1910-18 | G.W. (Doc) Weede | 34 | 30 | 4 | 0.529 |
| 1953-59 | Clair L. Gleason | 29 | 29 | 0 | 0.500 |
| 1984-87 | Gary D. White | 25 | 14 | 0 | 0.641 |
| 1928-30 | Arthur Kahler | 19 | 5 | 2 | 0.769 |
| 1935-39 | Harvey Chrouser | 17 | 21 | 6 | 0.455 |
| 1922-24 | Warren Woody | 16 | 8 | 2 | 0.654 |
| 1982-83 | Scott Downing | 13 | 4 | 1 | 0.750 |
| 1990-93 | Kim Raynor | 13 | 26 | 0 | 0.333 |
| 1977-80 | Les Unruh | 10 | 25 | 1 | 0.292 |
| 1974-76 | Sam Sample | 9 | 18 | 1 | 0.339 |
| 1926-27 | E.R. Cowell | 8 | 7 | 0 | 0.533 |
| 1994-96 | Bill Bauer | 8 | 22 | 0 | 0.267 |
| 1940-41 | Lou Odle | 7 | 10 | 2 | 0.421 |
| 1946-48 | Duane (Tiny) Wilson | 5 | 20 | 1 | 0.212 |
| 1949-52 | Os Doenges | 5 | 30 | 2 | 0.162 |
| 1988-89 | Hadley Hicks | 4 | 15 | 0 | 0.211 |
| 2001-03 | Mark Splitter | 4 | 26 | 0 | 0.133 |
| 1902 | "Professor" Schaffner | 3 | 2 | 1 | 0.583 |
| 1962-63 | Robert Misteale | 3 | 14 | 1 | 0.194 |
| 1964-65 | Reuben Berry | 3 | 14 | 1 | 0.194 |
| 1900 | G.W. Benn | 2 | 1 | 0 | 0.667 |
| 1903 | Josiah (Joe) McCracken | 2 | 5 | 0 | 0.286 |
| 1961 | Sam Wilkey | 2 | 7 | 0 | 0.222 |
| 1921 | E.H. Faler | 1 | 6 | 0 | 0.143 |
| 1960 | Benny Fose | 1 | 8 | 0 | 0.111 |
| 1919 | "Coach" Dunsmore | 0 | 8 | 1 | 0.056 |
| 1920 | T.E. McDonald | 0 | 7 | 1 | 0.063 |
| 1934 | Ralph Kirby | 0 | 8 | 0 | 0.000 |
| 1942 | Lorin Helm | 0 | 8 | 0 | 0.000 |
| 1945 | John Paden | 0 | 3 | 0 | 0.000 |

All-Time Winning Percentage

| Years | Name | W | L | T | % |
|---------------------|------------------------|-----------|-----------|----------|--------------|
| 1928-30 | Arthur Kahler | 19 | 5 | 2 | 0.769 |
| 1982-83 | Scott Downing | 13 | 4 | 1 | 0.750 |
| 1900 | G.W. Benn | 2 | 1 | 0 | 0.667 |
| 1922-24 | Warren Woody | 16 | 8 | 2 | 0.654 |
| 2004-Present | Andy Lambert | 45 | 24 | 0 | 0.652 |
| 1984-87 | Gary D. White | 25 | 14 | 0 | 0.641 |
| 1902 | "Professor" Schaffner | 3 | 2 | 1 | 0.583 |
| 1926-27 | E.R. Cowell | 8 | 7 | 0 | 0.533 |
| 1910-18 | G.W. (Doc) Weede | 34 | 30 | 4 | 0.529 |
| 1953-59 | Clair L. Gleason | 29 | 29 | 0 | 0.500 |
| 1966-73, 1981, | | | | | |
| 1997-2000 | Curt Bennett | 59 | 60 | 3 | 0.496 |
| 1935-39 | Harvey Chrouser | 17 | 21 | 6 | 0.455 |
| 1940-41 | Lou Odle | 7 | 10 | 2 | 0.421 |
| 1974-76 | Sam Sample | 9 | 18 | 1 | 0.339 |
| 1990-93 | Kim Raynor | 13 | 26 | 0 | 0.333 |
| 1977-80 | Les Unruh | 10 | 25 | 1 | 0.292 |
| 1903 | Josiah (Joe) McCracken | 2 | 5 | 0 | 0.286 |
| 1994-96 | Bill Bauer | 8 | 22 | 0 | 0.267 |
| 1961 | Sam Wilkey | 2 | 7 | 0 | 0.222 |
| 1946-48 | Duane (Tiny) Wilson | 5 | 20 | 1 | 0.212 |
| 1988-89 | Hadley Hicks | 4 | 15 | 0 | 0.211 |
| 1962-63 | Robert Misteale | 3 | 14 | 1 | 0.194 |
| 1964-65 | Reuben Berry | 3 | 14 | 1 | 0.194 |
| 1949-52 | Os Doenges | 5 | 30 | 2 | 0.162 |
| 1921 | E.H. Faler | 1 | 6 | 0 | 0.143 |
| 2001-03 | Mark Splitter | 4 | 26 | 0 | 0.133 |
| 1960 | Benny Fose | 1 | 8 | 0 | 0.111 |
| 1920 | T.E. McDonald | 0 | 7 | 1 | 0.063 |
| 1919 | "Coach" Dunsmore | 0 | 8 | 1 | 0.056 |
| 1934 | Ralph Kirby | 0 | 8 | 0 | 0.000 |
| 1942 | Lorin Helm | 0 | 8 | 0 | 0.000 |
| 1945 | John Paden | 0 | 3 | 0 | 0.000 |

Year by Year Records

| Year | W | L | T | 1919 | 0 | 8 | 1 | 1947 | 1 | 8 | 0 | 1970 | 4 | 4 | 1 | 1993 | 6 | 4 | 0 |
|------|---|---|---|------|---|---|---|------|---|---|---|------|---|---|---|----------------|------------|------------|-----------|
| 1893 | 1 | 1 | 0 | 1920 | 0 | 7 | 1 | 1948 | 3 | 4 | 1 | 1971 | 7 | 2 | 0 | 1994 | 3 | 7 | 0 |
| 1894 | 1 | 0 | 0 | 1921 | 1 | 6 | 0 | 1949 | 1 | 8 | 0 | 1972 | 5 | 3 | 1 | 1995 | 3 | 7 | 0 |
| 1895 | 0 | 1 | 0 | 1922 | 4 | 4 | 0 | 1950 | 2 | 8 | 0 | 1973 | 6 | 3 | 0 | 1996 | 2 | 8 | 0 |
| 1898 | 1 | 0 | 0 | 1923 | 6 | 2 | 1 | 1951 | 1 | 8 | 1 | 1974 | 1 | 8 | 0 | 1997 | 4 | 6 | 0 |
| 1900 | 2 | 1 | 0 | 1924 | 6 | 2 | 1 | 1952 | 1 | 6 | 1 | 1975 | 3 | 6 | 1 | 1998 | 5 | 5 | 0 |
| 1901 | 2 | 4 | 0 | 1925 | 1 | 5 | 1 | 1953 | 3 | 6 | 0 | 1976 | 5 | 4 | 0 | 1999 | 6 | 4 | 0 |
| 1902 | 3 | 2 | 1 | 1926 | 4 | 3 | 0 | 1954 | 4 | 4 | 0 | 1977 | 3 | 6 | 0 | 2000 | 4 | 6 | 0 |
| 1903 | 2 | 5 | 0 | 1927 | 4 | 4 | 0 | 1955 | 5 | 2 | 0 | 1978 | 3 | 6 | 0 | 2001 | 4 | 6 | 0 |
| 1904 | 0 | 4 | 0 | 1928 | 4 | 3 | 1 | 1956 | 6 | 3 | 0 | 1979 | 2 | 7 | 0 | 2002 | 0 | 10 | 0 |
| 1905 | 2 | 3 | 1 | 1929 | 7 | 1 | 1 | 1957 | 6 | 3 | 0 | 1980 | 2 | 6 | 1 | 2003 | 0 | 10 | 0 |
| 1907 | 4 | 2 | 0 | 1930 | 8 | 1 | 0 | 1958 | 4 | 4 | 0 | 1981 | 5 | 4 | 0 | 2004 | 5 | 5 | 0 |
| 1908 | 0 | 1 | 0 | 1934 | 0 | 8 | 0 | 1959 | 1 | 7 | 0 | 1982 | 7 | 2 | 0 | 2005 | 5 | 4 | 0 |
| 1909 | 0 | 2 | 1 | 1935 | 1 | 6 | 1 | 1960 | 1 | 8 | 0 | 1983 | 6 | 2 | 1 | 2006 | 7 | 3 | 0 |
| 1910 | 0 | 3 | 1 | 1936 | 3 | 5 | 2 | 1961 | 2 | 7 | 0 | 1984 | 6 | 3 | 0 | 2007 | 8 | 2 | 0 |
| 1911 | 0 | 4 | 0 | 1937 | 1 | 7 | 1 | 1962 | 1 | 7 | 1 | 1985 | 7 | 3 | 0 | 2008 | 7 | 3 | 0 |
| 1912 | 2 | 4 | 0 | 1938 | 7 | 1 | 0 | 1963 | 2 | 7 | 0 | 1986 | 6 | 4 | 0 | 2009 | 6 | 4 | 0 |
| 1913 | 3 | 3 | 0 | 1939 | 5 | 2 | 2 | 1964 | 1 | 7 | 1 | 1987 | 6 | 4 | 0 | 2010 | 7 | 3 | 0 |
| 1914 | 4 | 4 | 0 | 1940 | 4 | 5 | 1 | 1965 | 2 | 7 | 0 | 1988 | 1 | 9 | 0 | Overall | 349 | 508 | 33 |
| 1915 | 7 | 1 | 1 | 1941 | 3 | 5 | 1 | 1966 | 2 | 7 | 0 | 1989 | 3 | 6 | 0 | | | | |
| 1916 | 6 | 3 | 0 | 1942 | 0 | 8 | 0 | 1967 | 3 | 5 | 1 | 1990 | 1 | 9 | 0 | | | | |
| 1917 | 2 | 5 | 1 | 1945 | 0 | 3 | 0 | 1968 | 3 | 6 | 0 | 1991 | 4 | 6 | 0 | | | | |
| 1918 | 0 | 3 | 1 | 1946 | 1 | 8 | 0 | 1969 | 5 | 5 | 0 | 1992 | 2 | 7 | 0 | | | | |



Sterling Medical Center

Hospital District No. 1 of Rice County

239 N. Broadway, Sterling, KS • (620) 278-2123



**Proud
to support
Sterling Athletics!**



619 S. Clark St., Lyons • 620-257-5173 (Hospital) • 620-257-7150 (Clinic)

www.ricecountyhospital.com





First Bank

is dedicated to Warrior Support



First Bank
Lyons Drive
Thru

24 Hour ATM

Sterling
Food Mart



First Bank

Lyons Sterling Chase



www.first-bank.net

