

MATCH REPORT




RAPPORT DE RENCONTRE

| | | | | | |
|--------------|---------------|---------------|--------------------------|------------------|--------------------------|
| Date Date | Time Heure | Pool Poule | Venue Lieu | Pitch Terrain | Match No. No du Match |
| 11 Sep 06 | 20:15 | B | Mönchengladbach, Germany | 1 | 22 |

RESULT / RESULTAT

| | | | |
|------------------------|----------------------|--------|--------------------|
| Country / Pays | Full Time Final | 4 -- 3 | Country / Pays |
| NED Netherlands | Halftime Mi-temps | 2 -- 2 | ENG England |

| Time On Au jeu | Shirt No. N° della maillot | Name Noms |  |  |  |
|--|----------------------------------|----------------------|---|---|---|
| X | 1 | VOGELS Guus (GK) | | | |
| X | 3 | DERIKX Geert-Jan | | | |
| DNP | 4 | KLAVER Karel | | | |
| X | 7 | van der WEIDE Sander | | | |
| 13 | 8 | BROUWER Ronald | | | |
| X | 9 | WEUSTHOF Roderick | 15 | | |
| X | 10 | TAEKEMA Taeke | | 24 | |
| X | 12 | DELMEE Jeroen (C) | 12 | | |
| DNP | 13 | VEERING Klaas (GK) | | | |
| X | 14 | de NOOIJER Teun | | | |
| 26 | 15 | KESSING Eby | | | |
| 12 | 16 | EVERS Floris | | | |
| X | 18 | RECKERS Rob | | | |
| X | 19 | BROUWER Matthijs | | | |
| | 20 | MAHIEU Jesse | | | |
| X | 23 | HOYNG Timme | | | |
| X | 24 | van der HORST Robert | | | |
| 55 | 27 | HOFMAN Rogier | | | |
| Coach | | OLTMANS Roelant | | | |
| TEAM MANAGER CHEF D'ÉQUIPE van MAASAKKER Robert | | | | | |
| UMPIRE ARBITRE EHLERS Henrik (DEN) | | | | | |
| JUDGE JUGE RENAUD Alain (FRA) | | | | | |
| TECHNICAL OFFICER ASSISTANT TECHNIQUE BRACA Guido (ITA) | | | | | |

| Time On Au jeu | Shirt No. N° della maillot | Name Noms |  |  |  |
|---|----------------------------------|--------------------|---|---|---|
| DNP | 3 | BROTHERS Nick (GK) | | | |
| X | 4 | KIRKHAM Glenn | | | |
| DNP | 5 | ALEXANDER Richard | | | |
| X | 6 | MANTELL Richard | | | |
| 9 | 7 | GOUDIE Jerome | 58 | | |
| X | 8 | MANTELL Simon | | | |
| X | 9 | JONES Martin | | 60 | |
| 8 | 10 | DALY Matt | | | |
| X | 11 | GARRARD Brett | | | |
| X | 12 | CLARKE Jonty | | | |
| X | 13 | MOORE Rob | | | |
| 8 | 14 | HAWES Ben (C) | 21 | | |
| X | 15 | CORDON Scott | | | |
| 13 | 17 | WILSON Alistar | | | |
| X | 18 | MIDDLETON Barry | | | |
| 8 | 20 | TINDALL James | | | |
| X | 21 | BLEBY Jon | | | |
| X | 25 | FAIR James (GK) | | | |
| Coach | | LEE Jason | | | |
| TEAM MANAGER CHEF D'ÉQUIPE NICHOLSON Peter | | | | | |
| UMPIRE ARBITRE KUMAR Satinder (IND) | | | | | |
| VIDEO UMPIRE ARBITRE VIDÉO LEIPER David (SCO) | | | | | |
| RESERVE UMPIRE ARBITRE RÉSERVE GENTLES David (AUS) | | | | | |

| Country / Pays | Minute | Shirt N° | Action | Score |
|----------------|--------|----------|--------|--------|
| ENG | 10 | 20 | FG | 0 -- 1 |
| ENG | 14 | 6 | PC | 0 -- 2 |
| NED | 19 | 14 | FG | 1 -- 2 |
| NED | 21 | 8 | FG | 2 -- 2 |
| ENG | 39 | 20 | FG | 2 -- 3 |
| NED | 45 | 10 | PC | 3 -- 3 |

| Country / Pays | Minute | Shirt N° | Action | Score |
|----------------|--------|----------|--------|--------|
| NED | 63 | 10 | PC | 4 -- 3 |
| | | | | -- |
| | | | | -- |
| | | | | -- |
| | | | | -- |
| | | | | -- |

| Country / Pays | Minute | Shirt N° | Action | Score |
|--------------------|--------|----------|--------|-------|
| | | | | -- |
| | | | | -- |
| | | | | -- |
| | | | | -- |
| Golden Goal | | | | |
| | | | | -- |