

NDP and Conservatives in a tight race

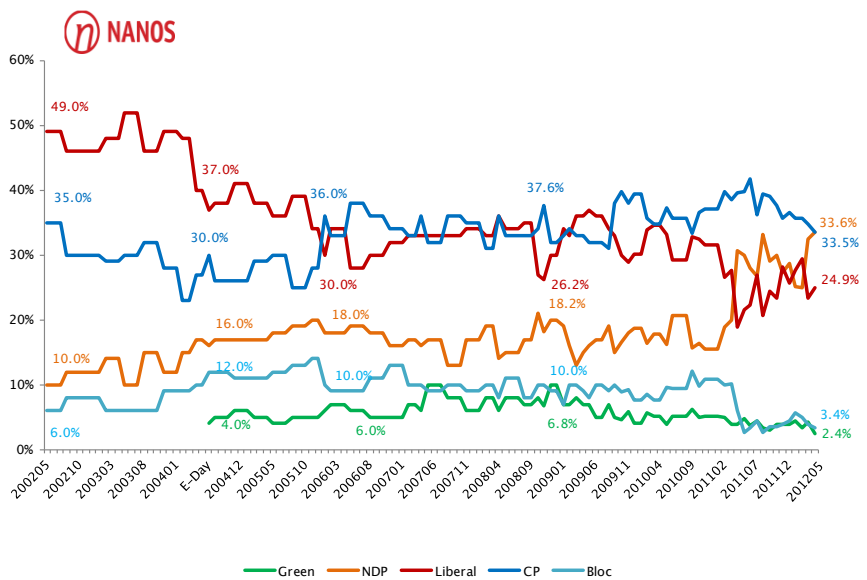
METHODOLOGY

To follow is a review of the latest Nanos national random telephone survey of 1,201 Canadians 18 years of age and older. It was completed between May 26th and 31st, 2012. The statistics of a random sample of 1,201 respondents are accurate to within 2.8 percentage points, plus or minus, 19 times out of 20. For 1,006 committed voters, it is accurate to within 3.1 percentage points, plus or minus, 19 times out of 20.

Results for 2012-04 are from a random telephone survey of 1,200 Canadians conducted between April 13th and 18th, 2012.

Any use of this research data should identify it as a "Nanos Research Survey".

QUESTION: For those parties you would consider voting for federally, could you please rank your top two current local preferences? (Committed voters only – First Preference)



REGIONAL BALLOT

Committed Voters**	Canada		Atlantic Canada*		Quebec		Ontario		Prairies		British Columbia	
	2012-04	2012-05	2012-04	2012-05	2012-04	2012-05	2012-04	2012-05	2012-04	2012-05	2012-04	2012-05
	n=975	n=1,006	n=99	n=101	n=230	n=243	n=299	n=297	n=193	n=211	n=153	n=155
	%	%	%	%	%	%	%	%	%	%	%	%
NDP	32.4	33.6	35.0	34.4	37.4	41.5	29.3	31.5	30.4	24.7	31.9	37.0
Conservative	34.7	33.5	32.9	29.1	19.7	18.0	36.9	35.6	46.7	50.2	39.0	34.0
Liberal	23.3	24.9	30.5	33.0	23.2	17.3	27.7	30.0	15.6	24.1	19.6	23.0
BQ	3.9	3.4	-	-	16.4	13.9	-	-	-	-	-	-
Green	4.2	2.4	1.6	2.2	2.7	2.5	5.3	1.7	3.0	0.7	7.5	6.0
Margin of error	±3.2	±3.1	±10.0	±9.9	±6.5	±6.4	±5.7	±5.8	±7.1	±6.8	±8.0	±8.0
Undecided	18.8	16.2	17.3	15.7	23.3	19.0	17.0	17.6	19.5	12.1	15.1	14.6

*Note: Small sample size

**Note: Percentages may not add up to 100 due to rounding or other party mentions

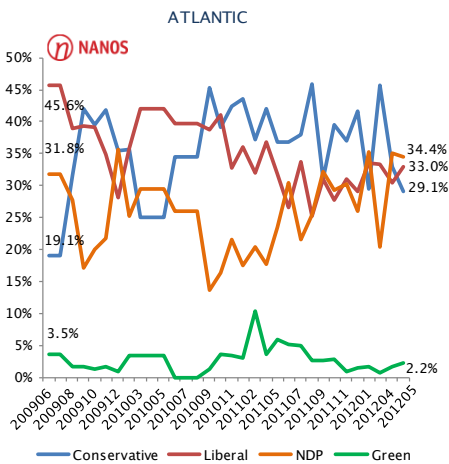
Media inquiries should be directed to: Nik Nanos at nnanos@nanosresearch.com or (613) 234-4666 x237. Visit the Nanos website to sign up for instant email updates at www.nanosresearch.com. Get the new free Nanos iPhone app at <http://bit.ly/nanosapp>.

National Ballot



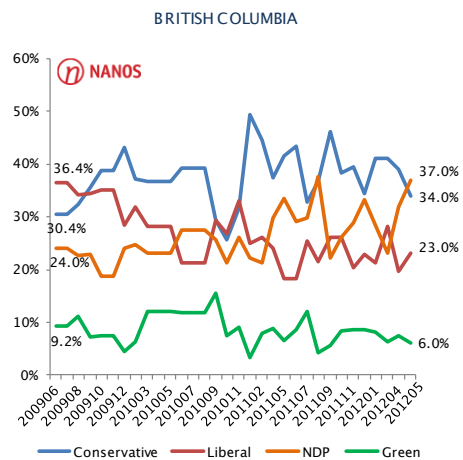
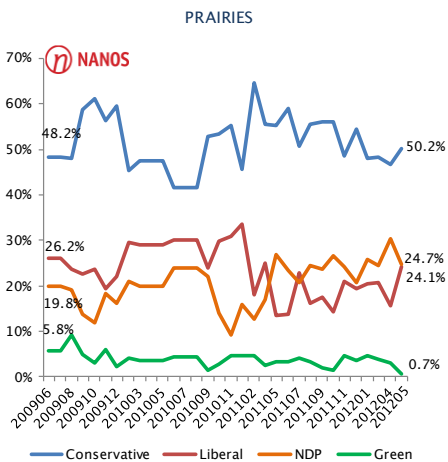
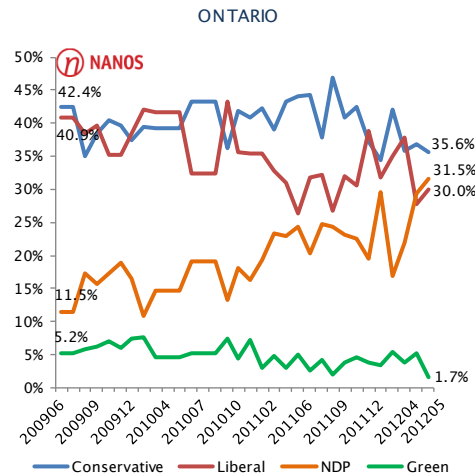
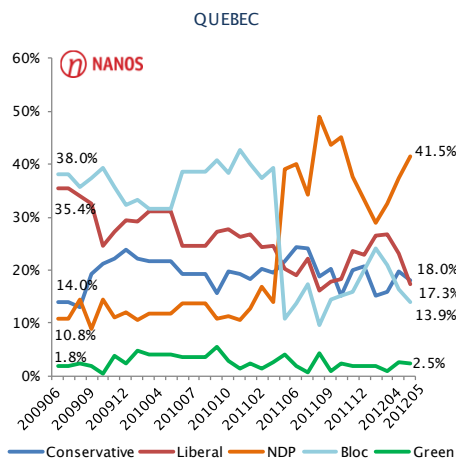
June 8th, 2012

NDP up in Quebec and BC



BALLOT BY REGION

Region	Margin of Error (19 times out of 20)
Atlantic	±9.9
Quebec	±6.4
Ontario	±5.8
Prairies	±6.8
British Columbia	±8.0



National Issue



June 8th, 2012

Healthcare and jobs/economy remain tied as most important issue for Canadians

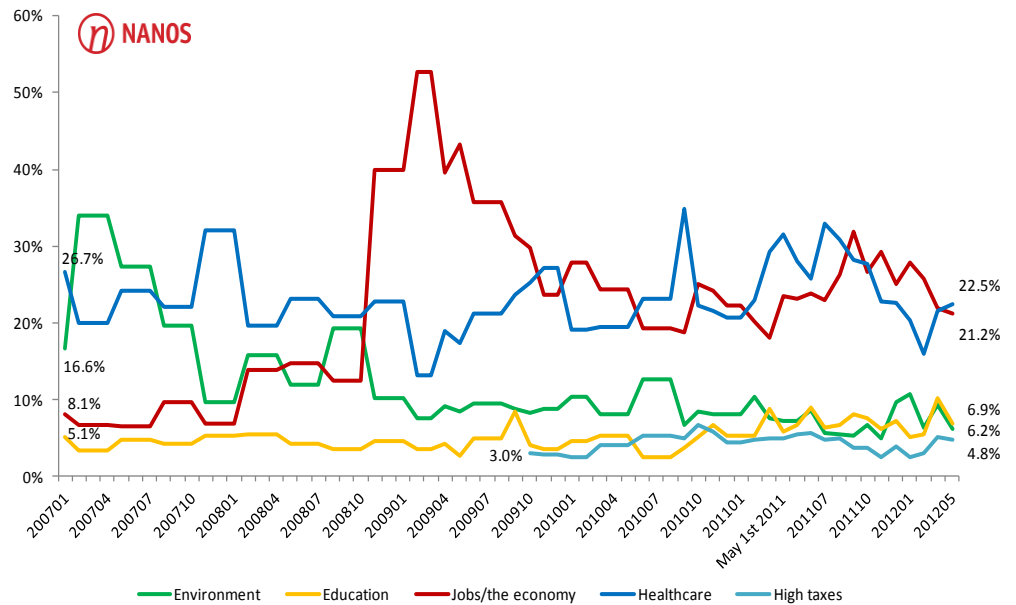
METHODOLOGY

Between May 26th and 31st, 2012, Nanos Research conducted a random telephone survey of 1,201 Canadians 18 years of age and older. A random telephone survey of 1,201 Canadians is accurate plus or minus 2.8 percentage points, 19 times out of 20.

Results for 2012-04 are from a random telephone survey of 1,200 Canadians conducted between April 13th and 18th, 2012. A random telephone survey of 1,200 Canadians is accurate plus or minus 2.8 percentage points, 19 times out of 20.

Any use of this research data should identify it as a "Nanos Research Survey".

QUESTION: What is your most important NATIONAL issue of concern? [Unprompted]



TOP ISSUES

Responses (%)*	2012-04	2012-05	Change
	n=1,200	n=1,201	
	%	%	
Healthcare	21.6	22.5	+0.9
Jobs/economy	21.9	21.2	-0.7
Education	10.1	6.9	-3.2
The environment	9.3	6.2	-3.1
High taxes	5.1	4.8	-0.3
Unsure	16.6	13.1	-3.5

*Percentages may not add up to 100 due to rounding

Media inquiries should be directed to: Nik Nanos at nnanos@nanosresearch.com or (613) 234-4666 x237. Visit the Nanos Research website to sign up for instant email updates at www.nanosresearch.com. Get the new free Nanos iPhone app at <http://bit.ly/nanosapp>.

Leadership Index



June 8th, 2012

Harper retains advantage on Leadership Index

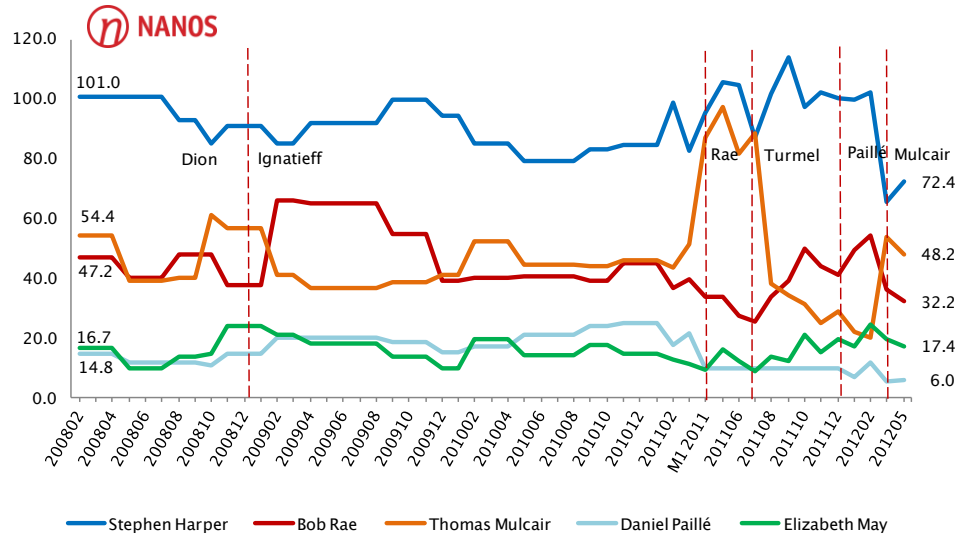
METHODOLOGY

To follow is a review of the latest Nanos national random telephone survey of 1,201 Canadians 18 years of age and older. It was completed between May 26th and 31st, 2012. The statistics of a random sample of 1,201 respondents is accurate to within 2.8 percentage points, plus or minus, 19 times out of 20. Readers should note that the data was weighted for gender and age to match the Canadian census results.

Results should be considered representative of the Canadian population. Results may not add up to 100% due to rounding.

Results for 2012-04 are from a random telephone survey of 1,200 Canadians conducted between April 13th and 18th, 2012.

Any use of this research data should identify it as a "Nanos Research Survey".



LEADERSHIP INDICATORS

Leaders*	Trust		Competence		Vision for Canada		Leadership Index Score	
	2012-04	2012-05	2012-04	2012-05	2012-04	2012-05	2012-04	2012-05
	n=1,200	n=1,201	n=1,200	n=1,201	n=1,200	n=1,201		
	%	%	%	%	%	%		
Stephen Harper	20.0	22.9	24.2	27.8	21.6	21.7	65.8	72.4
Thomas Mulcair	19.5	15.5	17.0	15.3	17.3	17.4	53.8	48.2
Bob Rae	13.6	10.8	12.2	10.8	10.7	10.6	36.5	32.2
Elizabeth May	8.4	8.3	5.1	3.4	6.1	5.7	19.6	17.4
Daniel Paillé	2.0	1.9	1.3	2.2	2.0	1.9	5.3	6.0
None of them	15.8	17.2	15.8	12.4	15.2	12.9		
Undecided	20.6	23.5	24.4	28.2	27.1	29.9		
Margin of error	±2.8	±2.8	±2.8	±2.8	±2.8	±2.8		

*Note: Percentages may not add up to 100 due to rounding.

Media inquiries should be directed to: Nik Nanos at nnanos@nanosresearch.com or (613) 234-4666 x237. Visit the Nanos website to sign up for instant email updates at www.nanosresearch.com. Get the new free Nanos iPhone app at <http://bit.ly/nanosapp>.

Most Competent Leader



June 8th, 2012

Harper leads on competence, almost one in three remain unsure

METHODOLOGY

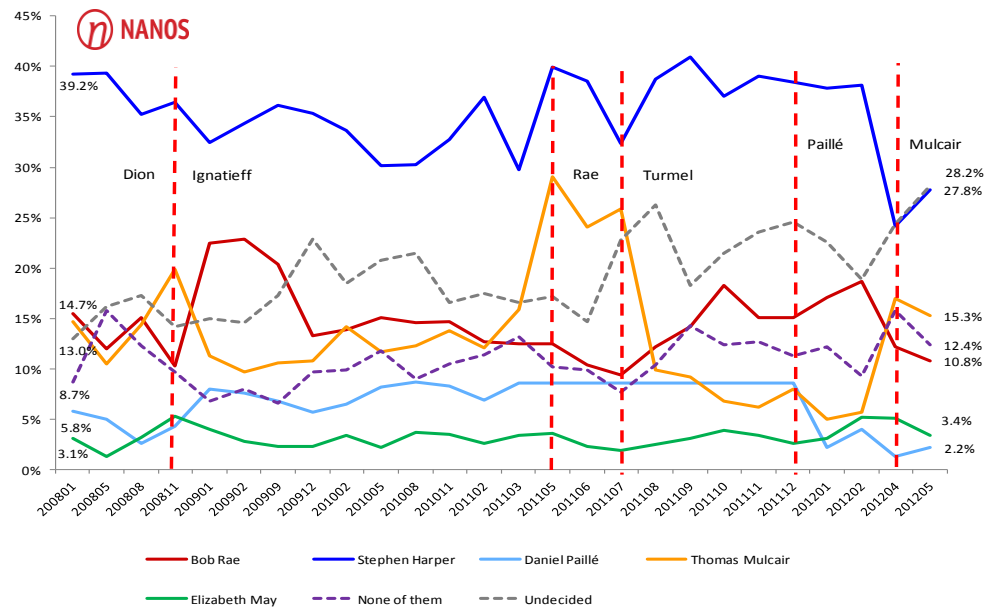
To follow is a review of the latest Nanos national random telephone survey of 1,201 Canadians 18 years of age and older. It was completed between May 26th and 31st, 2012. The statistics of a random sample of 1,201 respondents is accurate to within 2.8 percentage points, plus or minus, 19 times out of 20. Readers should note that the data was weighted for gender and age to match the Canadian census results.

Results should be considered representative of the Canadian population. Results may not add up to 100% due to rounding.

Results for 2012-04 are from a random telephone survey of 1,200 Canadians conducted between April 13th and 18th, 2012.

Any use of this research data should identify it as a "Nanos Research Survey".

As you may know, [ROTATE] Bob Rae is the interim leader of the federal Liberal Party, Stephen Harper is the leader of the Conservative Party of Canada, Daniel Paillé is the leader of the Bloc Québécois, Thomas Mulcair is the leader of the federal NDP, and Elizabeth May is leader of the federal Green Party. Which of the federal leaders would you best describe as the most competent leader?



THE MOST COMPETENT LEADER

Leaders**	Canada		Atlantic*		Quebec		Ontario		Prairies		British Columbia	
	2012-04	2012-05	2012-04	2012-05	2012-04	2012-05	2012-04	2012-05	2012-04	2012-05	2012-04	2012-05
	n=1,200	n=1,201	n=120	n=120	n=300	n=300	n=360	n=360	n=240	n=240	n=180	n=181
	%	%	%	%	%	%	%	%	%	%	%	%
Stephen Harper	24.2	27.8	29.1	28.7	17.0	23.1	23.4	26.8	30.1	35.7	26.5	26.5
Thomas Mulcair	17.0	15.3	12.0	11.0	34.3	33.3	9.0	8.9	12.8	6.1	13.2	13.0
Bob Rae	12.2	10.8	12.7	14.5	11.9	12.1	18.5	14.6	7.7	5.4	5.5	5.9
Elizabeth May	5.1	3.4	1.9	3.3	3.2	1.9	8.8	4.1	5.3	3.2	2.8	4.7
Daniel Paillé	1.3	2.2	0.6	0.4	3.2	6.0	0.6	1.2	1.1	1.1	-	0.4
None of them	15.8	12.4	15.2	14.0	8.5	8.5	20.5	15.5	15.6	16.1	19.3	6.5
Undecided	24.4	28.2	28.7	27.9	21.8	15.2	19.2	28.8	27.3	32.4	32.7	43.0
Margin of error	±2.8	±2.8	±9.1	±9.1	±5.7	±5.7	±5.2	±5.2	±6.4	±6.4	±7.4	±7.4

* Note: Small sample size

**Note: Percentages may not add up to 100 due to rounding.

Media inquiries should be directed to: Nik Nanos at nnanos@nanosresearch.com or (613) 234-4666 x237. Visit the Nanos website to sign up for instant email updates at www.nanosresearch.com. Get the new free Nanos iPhone app at <http://bit.ly/nanosapp>.

Most Trustworthy Leader



June 8th, 2012

Harper ahead as most trusted leader, one in five remain undecided

METHODOLOGY

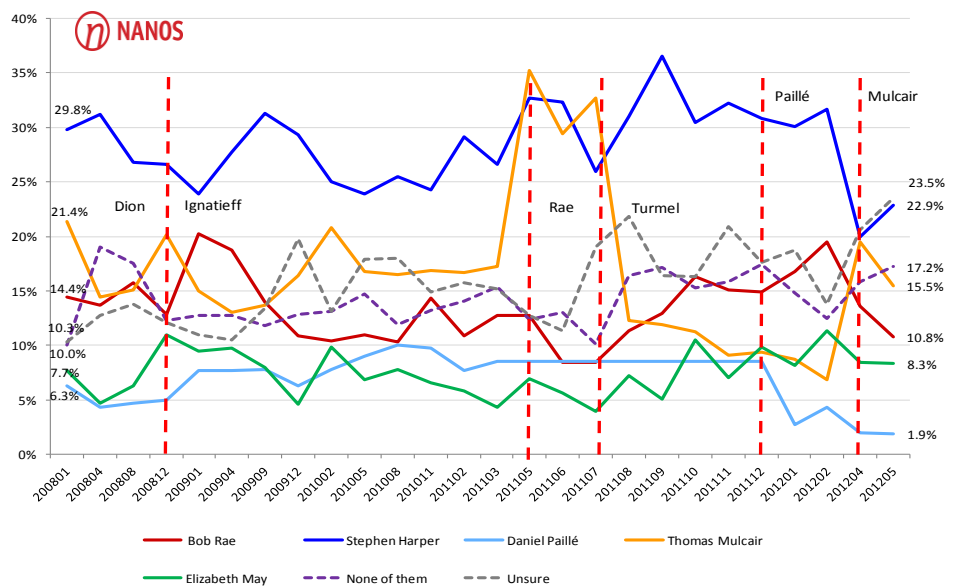
To follow is a review of the latest Nanos national random telephone survey of 1,201 Canadians 18 years of age and older. It was completed between May 26th and 31st, 2012. The statistics of a random sample of 1,201 respondents is accurate to within 2.8 percentage points, plus or minus, 19 times out of 20. Readers should note that the data was weighted for gender and age to match the Canadian census results.

Results should be considered representative of the Canadian population. Results may not add up to 100% due to rounding.

Results for 2012-04 are from a random telephone survey of 1,200 Canadians conducted between April 13th and 18th, 2012.

Any use of this research data should identify it as a "Nanos Research Survey".

As you may know, [ROTATE] Bob Rae is the interim leader of the federal Liberal Party, Stephen Harper is the leader of the Conservative Party of Canada, Daniel Paillé is the leader of the Bloc Québécois, Thomas Mulcair is the leader of the federal NDP, and Elizabeth May is leader of the federal Green Party. Which of the federal leaders would you best describe as the most trustworthy leader?



THE MOST TRUSTWORTHY LEADER

Leaders**	Canada		Atlantic*		Quebec		Ontario		Prairies		British Columbia	
	2012-04	2012-05	2012-04	2012-05	2012-04	2012-05	2012-04	2012-05	2012-04	2012-05	2012-04	2012-05
	n=1,200	n=1,201	n=120	n=120	n=300	n=300	n=360	n=360	n=240	n=240	n=180	n=181
	%	%	%	%	%	%	%	%	%	%	%	%
Stephen Harper	20.0	22.9	24.6	26.9	13.3	20.5	17.2	19.8	32.0	32.0	17.5	18.2
Thomas Mulcair	19.5	15.5	21.4	11.8	42.5	37.7	11.2	7.3	12.9	5.2	5.6	11.2
Bob Rae	13.6	10.8	8.8	13.1	9.8	8.4	22.6	14.6	6.6	7.7	14.6	9.5
Elizabeth May	8.4	8.3	7.1	13.9	5.0	3.9	8.8	9.0	11.2	7.3	10.6	11.5
Daniel Paillé	2.0	1.9	0.6	-	5.4	6.3	0.4	1.0	0.2	-	2.9	-
None of them	15.8	17.2	14.3	17.3	10.5	10.0	20.4	22.8	15.2	21.0	17.4	13.0
Undecided	20.6	23.5	23.3	17.0	13.5	13.1	19.3	25.5	21.9	26.7	31.5	36.6
Margin of error	±2.8	±2.8	±9.1	±9.1	±5.7	±5.7	±5.2	±5.2	±6.4	±6.4	±7.4	±7.4

* Note: Small sample size

**Note: Percentages may not add up to 100 due to rounding.

Media inquiries should be directed to: Nik Nanos at nnanos@nanosresearch.com or (613) 234-4666 x237. Visit the Nanos website to sign up for instant email updates at www.nanosresearch.com. Get the new free Nanos iPhone app at <http://bit.ly/nanosapp>.

Leader with Best Vision



June 8th, 2012

Harper ahead as leader with a vision, one in three Canadians unsure

METHODOLOGY

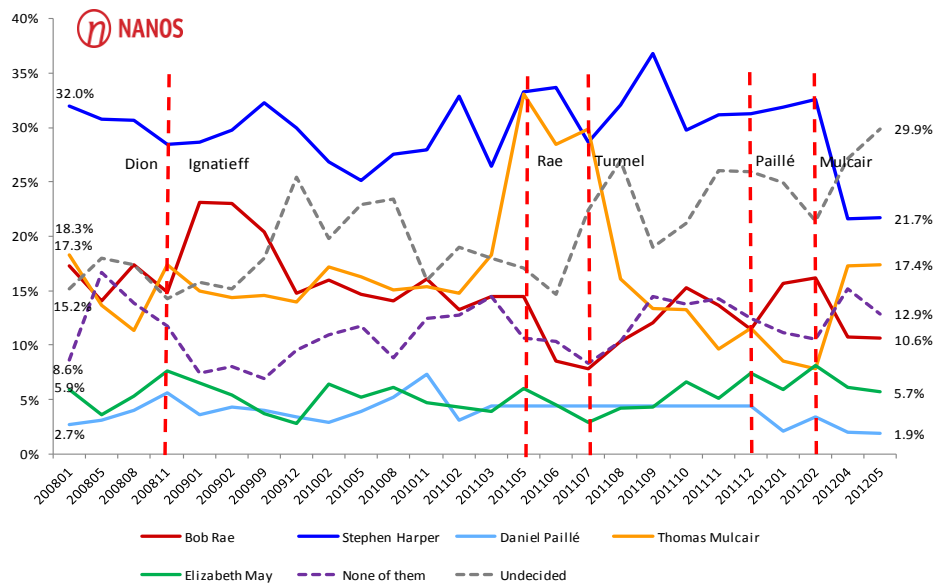
To follow is a review of the latest Nanos national random telephone survey of 1,201 Canadians 18 years of age and older. It was completed between May 26th and 31st, 2012. The statistics of a random sample of 1,201 respondents is accurate to within 2.8 percentage points, plus or minus, 19 times out of 20.

Readers should note that the data was weighted for gender and age to match the Canadian census results. Results should be considered representative of the Canadian population. Results may not add up to 100% due to rounding.

Results for 2012-04 are from a random telephone survey of 1,200 Canadians conducted between April 13th and 18th, 2012.

Any use of this research data should identify it as a "Nanos Research Survey".

As you may know, [ROTATE] Bob Rae is the interim leader of the federal Liberal Party, Stephen Harper is the leader of the Conservative Party of Canada, Daniel Paillé is the leader of the Bloc Québécois, Thomas Mulcair is the leader of the federal NDP, and Elizabeth May is leader of the federal Green Party. Which of the federal leaders would you best describe as the leader with the best vision for Canada's future?



LEADER WITH BEST VISION FOR CANADA

Leaders**	Canada		Atlantic*		Quebec		Ontario		Prairies		British Columbia	
	2012-04	2012-05	2012-04	2012-05	2012-04	2012-05	2012-04	2012-05	2012-04	2012-05	2012-04	2012-05
	n=1,200	n=1,201	n=120	n=120	n=300	n=300	n=360	n=360	n=240	n=240	n=180	n=181
	%	%	%	%	%	%	%	%	%	%	%	%
Stephen Harper	21.6	21.7	20.6	24.9	12.3	14.7	19.4	20.9	35.4	31.4	23.8	19.7
Thomas Mulcair	17.3	17.4	17.2	11.4	39.7	37.5	9.4	10.2	10.1	7.7	5.6	15.3
Bob Rae	10.7	10.6	14.1	12.3	8.7	9.6	15.6	11.7	5.3	8.6	9.1	11.6
Elizabeth May	6.1	5.7	3.9	10.2	2.5	5.8	6.8	6.7	7.3	3.4	10.3	3.3
Daniel Paillé	2.0	1.9	2.6	-	4.5	5.8	-	1.2	1.1	0.6	2.7	-
None of them	15.2	12.9	14.6	15.0	8.2	8.0	22.7	18.5	16.9	13.8	10.1	6.9
Undecided	27.1	29.9	27.1	26.1	24.1	18.5	26.1	30.9	23.9	34.4	38.3	43.2
Margin of error	±2.8	±2.8	±9.1	±9.1	±5.7	±5.7	±5.2	±5.2	±6.4	±6.4	±7.4	±7.4

* Note: Small sample size

**Note: Percentages may not add up to 100 due to rounding.

Media inquiries should be directed to: Nik Nanos at nnanos@nanosresearch.com or (613) 234-4666 x237. Visit the Nanos website to sign up for instant email updates at www.nanosresearch.com. Get the new free Nanos iPhone app at <http://bit.ly/nanosapp>.



NANOS


trusted insight and strategy

NANOS RESEARCH GROUP Ottawa • Toronto • Montreal • Calgary • Vancouver • Halifax • Buffalo



The Nanos Approach

At Nanos Research, we are experts at helping public-facing companies and organizations connect with the “hearts and minds” of customers or the general public. Our advantage comes from over 20 years experience in understanding the numbers and building upon them to provide strategic insight and intelligence in support of our clients’ business, marketing, public affairs and communications needs.



Getting Started

At Nanos, we believe that small steps can lead to large insights. We are regularly in the field with national omnibus surveys. We'll sit down with you to learn about your challenges and work on your challenge together. The results can be used to conduct a strategic assessment of your current challenge or can be the basis of a broader mission plan for you to achieve your market or mind share objectives.

The Right Solution for the Right Job

- Strategy Retainer
- Strategic Assessment
- Telephone Surveys
- Online Surveys
- eConsultation Polling and Online Dialogue
- Focus Groups
- Elite in-depth interviews
- Mystery Shopping
- Management Consulting



A Trusted Source

Our team is headed by Nik Nanos, a leader in the market and public opinion research industry recognized for the quality of his work, the insightfulness of his counsel and his professional integrity. Media organizations regularly call upon Nik Nanos and Nanos Research to capture the public pulse and analyze complex issues.

For the recent national election, Nanos was the official pollster for CTV News and the Globe and Mail, Canada's national newspaper.



The Nanos Research Group

Our group of companies is a national team of like-minded research professionals and organizations bound by a common commitment to quality research, quality service and superior research outcomes.



www.jenkinsresearch.ca



www.thinkwellresearch.ca



www.justasonmi.com



www.zincresearch.com

Contact us today for your next research or strategy project.

Nik Nanos FMRIA
President and Chief Executive Officer
North America Toll-free 1(888) 737-5505 ext.223
(613) 234-4666 ext. 237
nnanos@nanosresearch.com