

DNA 5512F

RADIATION DOSE RECONSTRUCTION U.S. OCCUPATION FORCES IN HIROSHIMA AND NAGASAKI, JAPAN, 1945-1946

W. McRaney

J. McGahan

Science Applications, Inc.
1710 Goodridge Drive, P.O. Box 1303
McLean, Virginia 22102

RECEIVED
MAR 24 1981
DASIAC

6 August 1980

Final Report for Period 1 March 1980-6 August 1980

CONTRACT No. DNA 001-80-C-0052

APPROVED FOR PUBLIC RELEASE;
DISTRIBUTION UNLIMITED.

THIS WORK SPONSORED BY THE DEFENSE NUCLEAR AGENCY
UNDER RDT&E RMSS CODE 6325080464 V99QAXNA10003 H2590D.

Prepared for

Director

DEFENSE NUCLEAR AGENCY

Washington, D. C. 20305

PARC #

8442

DNA-5512F

DASIAC

AD-A097 038

**Destroy this report when it is no longer
needed. Do not return to sender.**

**PLEASE NOTIFY THE DEFENSE NUCLEAR AGENCY,
ATTN: STTI, WASHINGTON, D. C. 20305, IF
YOUR ADDRESS IS INCORRECT, IF YOU WISH TO
BE DELETED FROM THE DISTRIBUTION LIST, OR
IF THE ADDRESSEE IS NO LONGER EMPLOYED BY
YOUR ORGANIZATION.**



DNA 5512 F
8442



DEFENSE NUCLEAR AGENCY
WASHINGTON, D.C. 20305

13 April 1981

NATD

SUBJECT: DNA Report, 'Radiation Dose Reconstruction U.S. Occupation Forces
in Hiroshima and Nagasaki, Japan 1945-1946"

SEE DISTRIBUTION

1. The Defense Nuclear Agency, as the Department of Defense (DoD) executive agency for matters relating to low-level ionizing radiation, is conducting an extensive review of radiation exposures to military personnel who have participated in all aspects of the United States nuclear weapons development programs. This program, termed the Nuclear Test Personnel Review (NTPR), was begun in 1977 in response to concern over possible health risks as a result of very low level radiation exposures.
2. Similar concerns have been expressed with regard to U. S. veterans who were involved in the 1945-1946 occupation of Hiroshima and Nagasaki, Japan. DNA has expended a large research effort to recover from records and historical documents all available data pertaining to the occupation of these cities and the possible radiation exposures of these troops.
3. The enclosed report by Science Applications Inc., written under contract to DNA, provides estimates of upper limits of the radiation doses that would have been possible for members of the occupation forces to have received. These dose reconstructions are based upon: (1) patterns of residual activity measured, documented and published shortly after the bombings, by both U. S. and Japanese investigators, (2) extensive review and analysis of this residual activation in the ensuing decades, (3) the documented history of the occupation, including arrival and departure dates for each Army and Marine Corps unit which operated in the vicinity of the cities, and (4) current dose calculation methodologies.
4. DNA believes this report accurately represents a conservative approach to dose estimation, and that the upper **limits** estimated are reasonable and appropriate. Your review of this report is invited.

1 Enclosure
as

DISTRIBUTION
(See Page 2)

Harry A. Griffith
HARRY A. GRIFFITH
Lieutenant General, USA
Director

NATD

SUBJECT: DNA Report, "Radiation Dose Reconstruction U.S. Occupation Forces in Hiroshima and Nagasaki, Japan 1945-1946"

DISTRIBUTION:

DEPARTMENT OF DEFENSE

**Armed Forces Institute of Pathology
ATTN: Radiation Pathology Branch
ATTN: Director**

**Armed Forces Radiobiology Research Institute
Defense Nuclear Agency
National Naval Medical Center
ATTN: Director**

**Assistant Secretary of Defense
Public Affairs
ATTN: ASD, PA**

**Assistant Secretary of Defense
Health Affairs
ATTN: ASD, HA**

**Assistant Secretary of Defense
Legislative Affairs
ATTN: ASD, LA**

**Assistant to the Secretary of Defense
Atomic Energy
ATTN: Executive Assistant**

**Defense Nuclear Agency
ATTN: Director
ATTN: PAO
ATTN: STNA
ATTN: STSP
ATTN: GC
ATTN: BA
ATTN: RAEE
4 cy ATTN: NATD
54 cy ATTN: TITL**

**Defense Technical Information Center
12 cy ATTN: DD**

**Deputy Assistant Secretary of Defense
Energy, Environment and Safety
ATTN: DASD, EE&S**

**Field Command
Defense Nuclear Agency
ATTN: FCPRL
ATTN: FCTMDT, J. Strode
ATTN: FCTMDT**

DEPARTMENT OF DEFENSE (Continued)

**Field Command
Defense Nuclear Agency
Livermore Branch
ATTN: FCPRL**

**Field Command
Defense Nuclear Agency
Los Alamos Branch
ATTN: FCPRL**

**Interservice Nuclear Weapons School
ATTN: TTV**

**Undersecretary of Defense
Research and Engineering
ATTN: DUSDRE, Research and Advanced
Technology**

DEPARTMENT OF THE ARMY

**Headquarters
Department of the Army
ATTN: DACS-DNC, D. Way**

**Harry Diamond Laboratories
Department of the Army
ATTN: DELHD-I-TL**

**Office of the Chief of Staff
Department of the Army
ATTN: DACS-DMZ-A, T. Green**

**U.S. Army ballistic Research Labs
ATTN: DRDAR-BLB, J. Maloney**

**U.S. Army Medical Research and Development
Command
ATTN: SGRD-SD**

**U.S. Army Nuclear and Chemical Agency
ATTN: C. Davidson**

**U.S. Army Ordnance and Chemical Center
and School
ATTN: Whitten**

**Walter Reed Army Medical Center
Nuclear Medicine Division
ATTN: Library**

NATD

SUBJECT: DNA Report, "Radiation Dose Reconstruction U.S. Occupation Forces in Hiroshima and Nagasaki, Japan 1945-1946"

DEPARTMENT OF THE NAVY

Bureau of Medicine and Surgery

Department of the Navy

ATTN: NMRS-3C22

ATTN: NM&S-00

ATTN: NMRS-09

National Naval Medical Center

ATTN: Department of Radiology

ATTN: Medical Library

Naval Medical Research Institute

ATTN: Technology Reference Library

Naval Ocean Systems Center

ATTN: Research Library

Naval Sea Systems Command

ATTN: SEA-08, M Miles

Naval Surface Weapons Center

White Oak Laboratory

ATTN: Code F31, D. Levine

Naval Weapons Evaluation Facility

ATTN: G. Binns

Naval Nuclear Test Personnel Review

5 cy ATTN: J. Buckley

DEPARTMENT OF THE AIR FORCE

Aerospace Medical Division

Air Force Systems Command

ATTN: Library SCL-4

Air Force Institute of Technology

Air University

ATTN: ENP, J. Bridgeman

ATTN: Library

Air Force Nuclear Test Personnel Review

4 cy ATTN: P. Fallon

Air Force School of Aerospace Medicine

ATTN: J. Pickering

Air Force Weapons Laboratory

Air Force Systems Command

ATTN: NT

ATTN: SUL

ATTN: DYT

DEPARTMENT OF THE AIR FORCE (Continued)

Headquarters

Air University

Department of the Air Force

ATTN: Technical Library

Headquarters, USAF

ATTN: M Chesney

U.S. Air Force Occupational and Environmental

Health Laboratory

ATTN: CC

4 cy ATTN: TSNTPR

DEPARTMENT OF ENERGY

Department of Energy

Nevada Operations Office

ATTN: L. O'Neal

ATTN: B. Church

Department of Energy

ATTN: OMA, G. Facer

Department of Energy

Human Health and Assessments Division

ATTN: C. Edington, EV-31

ATTN: N. Barr, EV-32

ATTN: J. Maher, EV-23

ATTN: J. Blair, EV-32

**ATTN: Technical Information Center,
E-201**

ATTN: H. Hollister, EV-4

ATTN: J. Whitnah, EV-50

ATTN: J. Viren, EV-32

ATTN: R. Clusen, EV-1

ATTN: B. Wachholz, EV-30

ATTN: W. Burr, EV-2

ATTN: J. Thiesen, EV-32

2 cy ATTN: W. Weyzen, EV-31

OTHER GOVERNMENT AGENCIES

Committee for U.S. Veterans of

Hiroshima and Nagasaki

ATTN: N. Solomon

Cancer Center, NIH

ATTN: A. Knudson

NATD

SUBJECT: DNA Report, "Radiation Dose Reconstruction U.S. Occupation Forces in Hiroshima and Nagasaki, Japan 1945-1946"

OTHER GOVERNMENT AGENCIES (Continued)

**Centers for Disease Control
U.S. Public Health Service
ATTN: Consolidated Surveillance
ATTN: K. Choi
2 cy ATTN: G. Caldwell**

**Central Intelligence Agency
ATTN: OMS, P. Zranka**

**Department of Commerce
National Bureau of Standards
Center for Radiation Research
ATTN: J. Hubell**

**Department of Health and Human Services
ATTN: Office of Regulation Review**

**Department of Health and Human Services
National Center for Health Statistics
Division of Health Examination Statistics
ATTN: R. Murphy**

**Department of Health and Human Services
Bureau of Radiological Health
Food and Drug Administration
ATTN: G. Johnson/HFX-4
ATTN: J. Villforth/HFX-1**

**Environmental Protection Agency
Carcinogen Assessment Group
Office of Health and Environment Assessment
ATTN: T. Thorslund, RD-689**

**Environmental Protection Agency
Human Studies Laboratory
ATTN: J. Knelson**

**Environmental Protection Agency
Criteria and Standards Division for
Radiation Programs
ATTN: N. Nelson, ANR-460
ATTN: W. Ellett, ANR-460
ATTN: W. Mills, ANR-460
ATTN: D. Rosendaum, ANR-460**

**Federal Emergency Management Agency
ATTN: Emergency Operations Systems
Division, J. Kerr**

**Library of Congress
ATTN: Science and Technology
Division**

OTHER GOVERNMENT AGENCIES (Continued)

**National Cancer Institute, NIH
Clinical Epidemiology Branch
ATTN: R. Miller
ATTN: G. Beebe**

**National Cancer Institute, NIH
Environmental Epidemiology Branch
ATTN: W. Blot
ATTN: J. Fraumeni
ATTN: C. Land**

**National Cancer Institute, NIH
Mathematical Statistics and Applied
Mathematics Section
ATTN: J. Gart**

**National Cancer Institute, NIH
Laboratory of Pathology
ATTN: A. Rabson**

**National Eye Institute, NIH
Office of Biometry and Epidemiology
ATTN: D. Seigel
ATTN: R. Milton**

**National Institutes of Health
ATTN: Library, Acquisition Unit**

**National Library of Medicine, NIH
Technical Services Division-Serials
ATTN: Library**

**National Veterans Law Center
ATTN: L. Milford**

**National Heart, Lung, and Blood Institute,
NIH
ATTN: W. Zukel**

**Office on Smoking and Health
ATTN: J. Pinney**

**State Department of Public Health
Bureau of Chronic Diseases
ATTN: R. Paffenberger**

**Office of Technology Assessment
U.S. Congress
ATTN: P. Sharfman**

NATD

SUBJECT: DNA Report, "Radiation Dose Reconstruction U.S. Occupation Forces in Hiroshima and Nagasaki, Japan 1945-1946"

OTHER GOVERNMENT AGENCIES (Continued)

**U.S. House of Representatives
Committee on Armed Services
ATTN: Subcommittee on Military
Personnel and Compensation**

**U.S. House of Representatives
Committee on Interstate and Foreign Commerce
ATTN: Subcommittee on Health and
Environment**

**U.S. Public Health Service
Bureau of Radiological Health
ATTN: Library**

**U.S. Public Health Service Hospital
Department of Pathology
ATTN: E. Nishimura**

**U.S. Public Health Service Hospital
Associate Director for Research
ATTN: T. Robertson**

**U.S. Senate
Committee on Armed Service
ATTN: C. Cowart**

**U.S. Senate
Committee on Veterans Affairs
ATTN: W. Brew**

**U.S. Senate
Committee on Government Affairs
Subcommittee on Energy, Nuclear
Proliferation and Federal Services
ATTN: S. Ulm**

**Veterans Administration Medical Center,
Palo Alto
CSPCC, 151-K
ATTN: K. Lee**

**Veterans Administration Medical Center,
Kansas City
ATTN: D. McGreogor**

**Veterans Administration Medical Center,
Temple
ATTN: C. Tessmer**

OTHER GOVERNMENT AGENCIES (Continued)

**Veterans Administration Wadsworth Hospital
Center
ATTN: T. Makinodan**

**Veterans Administration
ATTN: J. Donsbach
ATTN: L. Hobson
ATTN: F. Kuta
2 cy ATTN: D. Starbuck**

**The White House
ATTN: Office of Policy Development, DP**

DEPARTMENT OF ENERGY CONTRACTORS

**Argonne National Laboratory
ATTN: P. Failla
ATTN: A. Brues
ATTN: D. Grahn**

**Brookhaven National Laboratory
ATTN: Technical Library
ATTN: V. Bond
ATTN: E. Cronkite
ATTN: M. Bender**

**Brookhaven National Laboratory
Technical Support Organization for Safeguards
ATTN: A. Brill
ATTN: V. Bond
ATTN: M. Bender**

**Lawrence Livermore National Lab
ATTN: Y. NG
ATTN: Technical Information
Department Library
ATTN: Anspaugh
ATTN: Biomedical Division Information
Integration Group**

**Los Alamos National Scientific Lab
ATTN: Library
ATTN: P. Whalen
ATTN: M/S632, T. Dowler
ATTN: J. Dunner
2 cy ATTN: D. Harris, E. Young**

NATD

SUBJECT: DNA Report, "Radiation Dose Reconstruction U.S. Occupation Forces in Hiroshima and Nagasaki, Japan 1945-1946"

DEPARTMENT OF ENERGY CONTRACTORS (Continued) DEPARTMENT OF DEFENSE CONTRACTORS (Continued.)

**Oak Ridge National Laboratory
Nuclear Division**

**ATTN: C. Richmond
ATTN: G. Kerr
ATTN: X-10 Laboratory Records
Division
ATTN: J. Auxier
ATTN: Central Research Library
ATTN: C. Clifford
ATTN: F. Mienshum
ATTN: J. Stover**

**Oak Ridge National Laboratory
Health Physics Division
ATTN: T. Jones**

**Oak Ridge Operations Office
Comparative Animal Research Lab
ATTN: Library**

**Sandia National Lab
ATTN: D. Aldridge
ATTN: S. Durpee**

DEPARTMENT OF DEFENSE CONTRACTORS

**Advanced Research and Applications
Corporation
ATTN: R. Armistead**

**University of Alabama
School of Medicine
ATTN: Library**

**University of Alabama
School of Dentistry
ATTN: L. Manson-Hing**

**Union Medical Center Hospital
Albany Medical College
ATTN: Library**

**Yeshiva University
Albert Einstein College of Medicine
ATTN: Library**

**University of Arizona
College of Medicine
Arizona Health Sciences Center
ATTN: Library**

**University of Arkansas
College of Medicine
ATTN: Library**

**University of Arkansas
Serials Department
ATTN: Library for Serials Department**

**Baylor College of Medicine
Texas Medical Center
ATTN: Library**

**BDM Corporation
ATTN: J. Braddock**

**Boston University
School of Medicine
ATTN: Library**

**Wake Forest University
Bowen Gray School of Medicine
ATTN: Library**

**Brown University Program in Medicine
ATTN: Library**

**University of California at San Diego
School of Medicine
Department of Community Medicine
ATTN: M Shimkin**

**University of California, Los Angeles
Office of Contract and Grant Administration
ATTN: L. Breslow**

**California Institute of Technology
Division of Biology
ATTN: E. Lewis**

**University of California, Los Angeles
Laboratory of Nuclear Medicine and
Radiation Biology
School of Medicine
ATTN: Library**

**University of California, Los Angeles
School of Medicine
ATTN: Library**

**University of California, San Diego
School of Medicine
ATTN: Library**

NATD

SUBJECT: DNA Report, "Radiation Dose Reconstruction U.S. Occupation Forces in Hiroshima and Nagasaki, Japan 1945-1946"

DEPARTMENT OF DEFENSE CONTRACTORS (Continued) DEPARTMENT OF DEFENSE CONTRACTORS (Continued)

**University of California, San Diego
School of Medicine
ATTN: M Klauber**

**University of California, San Francisco
School of Medicine
ATTN: Library**

**University of California, Los Angeles
Medical Center
ATTN: W Dixon
ATTN: W Valentine**

**University of California, Berkeley
ATTN: Public Health Library**

**University of California, Los Angeles
Center for the Health Sciences
ATTN: Library**

**University of California, Davis
School of Veterinary Medicine
Department of Epidemiology and
Preventive Medicine
ATTN: Library
ATTN: Library for Government Document
Department**

**University of California, Berkeley
Department of Zoology
ATTN: C. Stern**

**University of California, San Francisco
Cancer Research Institute
Medical Center
ATTN: D. Wood**

**University of California, Davis
School of Medicine
ATTN: Library**

**University of California, Irvine
College of Medicine
ATTN: Library**

**Carnegie Institution of Washington
ATTN: J. Ebert**

**Case Western Reserve University
School of Medicine
ATTN: Library**

**Medical School of Chicago
University of Health Sciences
ATTN: Library**

**University of Chicago
Department of Statistics
ATTN: P. Meier**

**University of Cincinnati Medical College
Division of Epidemiology and Biostatistics
ATTN: C. Buncher**

**University of Cincinnati
College of Medicine
ATTN: Library**

**University of Cleveland
University Hospital
Department of Radiology
ATTN: A. Tucker**

**Colorado State University
Department of Radiology and Radiation
Biology
ATTN: M Zelle**

**University of Colorado
School of Medicine
ATTN: Library**

**Columbia University
College of Physicians and Surgeons
Columbia Presbyterian Medical Center
ATTN: A. Bloom
ATTN: Library**

**Columbia University
School of Public Health
ATTN: Division of Biostatistics**

**University of Connecticut
School of Medicine
ATTN: Library**

**Cooper Medical Center, Camden
ATTN: S. Finch**

**Cornell University Medical College
New York Hospital
Cornell Medical Center
ATTN: Library**

NATD

SUBJECT: DNA Report, "Radiation Dose Reconstruction U.S. Occupation Forces in Hiroshima and Nagasaki, Japan 19451946"

DEPARTMENT OF DEFENSE CONTRACTORS(Continued) DEPARTMENT OF DEFENSE CONTRACTORS(Continued)

**Cornell University
Biometrics Unit
ATTN: W Federer**

**Creighton University
School of Medicine
ATTN: Library**

**Dartmouth Medical School
ATTN: Library**

**California State University, Chico
Department of Biological Sciences
ATTN: M Anthony**

**Duke University
School of Medicine
Duke University of Medical Center
ATTN: Library**

**Eastern Virginia Medical School
ATTN: Library**

**Emory University
School of Medicine
ATTN: Library**

**Energy Systems, Inc
ATTN: B. Ogle**

**University of Florida
ATTN: Director of Libraries, Regional**

**General Electric Company
Hanford Atomic Products Operations
ATTN: Manager, Biology Operations**

**Georgetown University
School of Medicine
ATTN: Library**

**Medical College of Georgia
School of Medicine
ATTN: Library**

**Medical College of Georgia
Department of Pathology
ATTN: L. Stoddard**

**Gerontology Research Center
Baltimore City Hospitals
ATTN: N. Shock**

**George Washington University
School of Medicine and Health Sciences
ATTN: Himmelfaob Health Sciences
Library**

**Hahnemann Medical College and Hospital
ATTN: Library**

**Harvard Medical School
ATTN: Library**

**Harvard School of Public Health
Department of Biostatistics
ATTN: R. Reed
ATTN: Library**

**Harvard School of Public Health
Department of Epidemiology
ATTN: B. MacMahon**

**Harvard University
Department of Atmospheric Sciences
ATTN: W Cochran**

**University of Hawaii
John A. Burns School of Medicine
ATTN: Library**

**University of Hawaii
School of Public Health
ATTN: Y. Matsumoto**

**University of Hawaii
ATTN: Library**

**Hollywood Presbyterian Hospital
ATTN: J. Yamzaki**

**City of Hope Medical Center
Director of Clinical Immunology
ATTN: R. Yonemoto**

**University of Iowa, Hospital
Department of Ophthalmology
ATTN: P. Leinfelder**

**University of Illinois
College of Medicine
ATTN: Library**

NATD

SUBJECT: DNA Report, "Radiation Dose Reconstruction U.S. Occupation Forces in Hiroshima and Nagasaki, Japan 1945-1946"

DEPARTMENT OF DEFENSE CONTRACTORS(Continued) DEPARTMENT OF DEFENSE CONTRACTORS(Continued)

**Indiana University
School of Medicine
ATTN: Library**

**Indiana University
Department of Biology
ATTN: F. Putman**

**Iowa State University
Department of Statistics
ATTN: T. Bancroft**

**University of Iowa
College of Medicine
ATTN: Library**

**JAYCOR, Santa Barbara
ATTN: J. Ozeroff**

**JAYCOR, San Diego
ATTN: J. Sperling**

**JAYCOR, Alexandria
ATTN: E. Weary**

**Thomas Jefferson University
Jefferson Medical College
ATTN: Library**

**Johns Hopkins Hospital
Office of Health Care Programs
ATTN: R. Heyssel**

**Johns Hopkins University
School of Medicine
ATTN: Library**

**Johns Hopkins University
School of Hygiene and Public Health
ATTN: R. Seltser
ATTN: A. Kinball
ATTN: A. Lillienfield**

**JRB Associates
ATTN: J. Novotney**

**Kaman-TEMPO, Santa Barbara
3 cy ATTN: E. Martin**

**Kaman-TEMPO, Alexandria
ATTN: W. Alfante**

**University of Kansas
College of Health Sciences and Hospital
School of Medicine
ATTN: Library**

**University of Kentucky
Medical Center
Department of Medicine
ATTN: J. Hollingsworth**

**University of Kentucky
College of Medicine
ATTN: Library**

**Kingston Hospital
Health Services Research Center
ATTN: K. Johnson**

**Kansas State University of Agriculture
and Applied Science
Department of Statistics and Statistical
Laboratory
ATTN: H. Fryer**

**Louisiana State University
School of Medicine in New Orleans
ATTN: Library**

**Louisiana State University
School of Medicine in Shreveport
ATTN: Library**

**Loma Linda University
School of Medicine
ATTN: Library**

**University of Louisville
School of Medicine
ATTN: Library**

**Lovelace Biomedical and Environment Research
Institute, Inc
ATTN: R. Cuddihy**

**Loyola University of Chicago
Stritch School of Medicine
ATTN: Library**

**University of Maryland
School of Medicine
ATTN: Library**

NATD

SUBJECT: DNA Report, "Radiation Dose Reconstruction U.S. Occupation Forces in Hiroshima and Nagasaki, Japan 1945-1946"

DEPARTMENT OF DEFENSE CONTRACTORS(Continued) DEPARTMENT OF DEFENSE CONTRACTORS(Continued)

**University of Massachusetts
Medical School**

ATTN: Library

Mayo Medical School

ATTN: Library

**Meharry Medical College
School of Medicine**

ATTN: Library

**Memorial Hospital for Cancer and Allied
Diseases**

ATTN: P. Lieberman

**Memorial Sloan-Kettering Cancer Center
Department of Medical Physics**

ATTN: J. Laughlin

ATTN: P. Marks

Merck, Sharp and Dohme International

ATTN: A. Bearn

**University of Miami
School of Medicine**

ATTN: Library

**University of Miami
School of Medicine
Department of Radiology**

ATTN: P. Hodes

**University of Michigan Medical School
Department of Human Genetics**

ATTN: J. Neel

**Michigan State University
College of Human Medicine**

ATTN: Library

**University of Michigan
Medical School**

ATTN: Library

**University of Michigan
Department of Biostatistics
School of Public Health**

ATTN: R. Cornell

**University of Minnesota
Duluth School of Medicine**

ATTN: Library

**University of Michigan
School of Public Health
Department of Biostatistics**

ATTN: F. More

**University of Minnesota
Medical School - Minneapolis**

ATTN: Library

**University of Minnesota
School of Public Health**

ATTN: Library

ATTN: L. Schuman

ATTN: J. Bearman

**University of Mississippi
School of Medicine**

ATTN: Library

**University of Missouri
Columbia School of Medicine**

ATTN: Library

**University of Missouri
Kansas City School of Medicine**

ATTN: Library

**Mount Sinai School of Medicine
City University of New York**

ATTN: Library

**National Academy of Sciences
National Materials Advisory Board**

ATTN: S. Jablon

7 cy ATTN: C. Robinette

**National Association of Atomic
Veterans, Inc**

ATTN: O. Kelley

**National Council on Radiation Protection
and Measurements**

ATTN: W. Sinclair

**University of North Carolina at Chapel Hill
School of Medicine**

ATTN: Library

**University of Nebraska
College of Medicine**

ATTN: Library

NATD

SUBJECT: DNA Report, "Radiation Dose Reconstruction U.S. Occupation Forces in Hiroshim and Nagasaki, Japan 1945-1946"

DEPARTMENT OF DEFENSE CONTRACTORS(Continued) DEPARTMENT OF DEFENSE CONTRACTORS(Continued)

**University of Nevada, Reno
School of Medical Sciences
ATTN: Library**

**College of Medicine and Dentistry
of New Jersey
ATTN: Library**

**University of New Mexico
School of Medicine
Department of Pathology
ATTN: C. Key
ATTN: R. Anderson**

**University of New Mexico
School of Medicine
Health Sciences Center
ATTN: Library**

**New York Medical College
ATTN: Library**

**New York University Medical Center
Department of Environmental Medicine
ATTN: N. Nelson**

**New York University
Department of Environmental Medicine
ATTN: B. Posternack
ATTN: A. Upton
ATTN: Library**

**State University of New York
Downstate Medical Center
College of Medicine
ATTN: Library**

**State University of New York
Upstate Medical Center
ATTN: Library**

**Newton-Wellesley Hospital
ATTN: R. Sampson**

**College of Medicine and Dentistry of
New Jersey
Rutgers Medicial School
ATTN: Library**

**University of North Carolina
School of Public Health
ATTN: Library for Dean
ATTN: B. Greenberg**

**University of North Dakota
School of Medicine
ATTN: Library**

**Northwestern
Medical School
ATTN: Library**

**Northwestern University
Technological Institute
Department of Civil Engineering
ATTN: H. Cember**

**State University of New York, Buffalo
School of Medicine
ATTN: Library**

**State University of New York, Stony Brook,
HSC
School of Medicine
ATTN: Library**

**Oak Ridge Associated University
Medical Library
ATTN: M Garber**

**Oak Ridge Associated Universities
Medical and Health Sciences Division
ATTN: E. Tompkins
ATTN: J. Totter
ATTN: D. Lushbaugh**

**Medical College of Ohio at Toledo
ATTN: Library**

**Ohio Stste University
College of Medicine
ATTN: Library**

**University of Oklahoma
College of Medicine
ATTN: Library**

**University of Oklahoma
School of Public Health
ATTN: P. Anderson**

NATD

SUBJECT: DNA Report, "Radiation Dose Reconstruction U.S. Occupation Forces in Hiroshima and Nagasaki, Japan 1945-1946"

DEPARTMENT OF DEFENSE CONTRACTORS(Continued) DEPARTMENT OF DEFENSE CONTRACTORS(Continued)

University of Oregon, HSC
School of Medicine
ATTN: Library

Oregon State University
ATTN: Library

University of Oregon
Division of Immunology, Allergy and
Rheumatology
ATTN: B. Pirofsky

Medical College of Pennsylvania
ATTN: Library

University of Pennsylvania, Hospital
Department of Radiology
ATTN: S. Baum

Pacific Northwest Laboratory
ATTN: S. Marks

Pacific-Sierra Research Corporation
ATTN: H. Brode

Pan American Health Organization
ATTN: Library

Pennsylvania State University
College of Medicine
ATTN: Library

University of Pennsylvania
School of Medicine
Department of Pathology
ATTN: P. Nowell

University of Pennsylvania
School of Medicine
ATTN: Library

University of Pittsburgh
Graduate School of Public Health
Department of Epidemiology
ATTN: E. Radford
ATTN: Library

University of Pittsburgh
Alan Magee Scaife Hall of the Health
Professions
ATTN: Library

University of Pittsburgh
Graduate School of Public Health
ATTN: N. Wald

Purdue University
Department of Statistics
ATTN: V. Anderson

R&D Associates
ATTN: J. Marcum
ATTN: P. Haas

Radiation Research Associates, Inc
ATTN: N. Schaeffer

Rand Corporation
ATTN: Library

Reynolds Electrical and Engineering Company,
Inc
ATTN: W. Brady

University of Rochester
Medical Center
ATTN: G. Casarett
ATTN: C. Odoroff

University of Rochester
School of Medicine and Dentistry
ATTN: Library

University of Rochester
Department of Radiology
ATTN: L. Hempelmann

Rush Medical College of Rush University
ATTN: Library

Saint Francis Hospital
University of Hawaii
Department of Medicine
ATTN: R. Blaisdell

Saint Louis University
School of Medicine
ATTN: Library

Medical University of South Carolina
College of Medicine
ATTN: Library

NATD

SUBJECT: DNA Report, "Radiation Dose Reconstruction U.S. Occupation Forces in Hiroshima and Nagasaki, Japan 1945-1946"

DEPARTMENT OF DEFENSE CONTRACTORS(Continued) DEPARTMENT OF DEFENSE CONTRACTORS(Continued)

Science Applications, Inc

ATTN: E. Straker
ATTN: G. Reynolds
ATTN: w. Scott
ATTN: W Woolson

Science Applications, Inc

ATTN: J. Cockayne
ATTN: J. Klem
ATTN: J. Goetz
5 cy ATTN: J. McGahan
5 cy ATTN: W McRaney

Science Applications, Inc
Chicago Office

ATTN: D. Kaul

Scientific Information Services, Inc

ATTN: Library

Shields Warren Radiation Lab

ATTN: H, Kohn

University of South Alabama
College of Medicine

ATTN: Library

Medical University of South Carolina
Department of Laboratory Medicine

ATTN: P. Liu

University of South Dakota
School of Medicine

ATTN: Library

University of South Florida
College of Medicine

ATTN: Library

University of Southern California
School of Medicine

ATTN: Library

University of Southern California
Andrus Gerontology Center

ATTN: J. Birren

Southern Illinois University
School of Medicine

ATTN: Library

Stanford University Medicine Center
Department of Radiobiology

ATTN: J. Brown

Stanford University
School of Medicine

ATTN: Division of Gastro Enterology,
P. Gregory

ATTN: Department of Preventive
Medicine, B. Brown

ATTN: Library

Stanford University
Sequoia Hall

ATTN: L. Mses

Stanford University Hospital
Surgical Pathology, C218

ATTN: D. Dorfman

Technical Representatives, Inc

ATTN: B. Collins

Temple University
School of Medicine

ATTN: Library

University of Tennessee
College of Medicine

ATTN: Library

Texas A & M University
College of Medicine

ATTN: R. Stone

University of Texas at Austin
Department of Zoology

ATTN: H. Sutton

Texas Tech University
School of Medicine

ATTN: Library

University of Texas
Southwestern Medical School at Dallas

ATTN: Library

University of Texas
Medical Branch at Galveston

ATTN: Library

NATD

SUBJECT: DNA Report, "Radiation Dose Reconstruction U.S. Occupation Forces in Hiroshima and Nagasaki, Japan 1945-1946"

DEPARTMENT OF DEFENSE CONTRACTORS (Continued) DEPARTMENT OF DEFENSE CONTRACTORS(Continued)

**University of Texas
Health Science Center at Houston
ATTN: Library**

**University of Texas
Health Science Center at San Antonio
ATTN: Library**

**University of Texas
School of Public Health
ATTN: R. Stallones**

**University of Texas
Systems Cancer Center
ATTN: w. Sutow**

**University of Texas
Graduate School of Biomedical Sciences
ATTN: G. Taylor**

**Tobacco Institute, Inc
ATTN: M Kastenbaum**

**Tufts University
School of Medicine
ATTN: Library**

**Tulane University
School of Medicine
ATTN: Library**

**University of California at Los Angeles
Medical Center
Department of Medicine
ATTN: J. Lawrence**

**University of Utah
College of Medicine
ATTN: Library**

**University of Utah
Serials Order Department
ATTN: Library**

**Vanderbilt University
School of Medicine
ATTN: Library**

**Vanderbilt University
Department of Preventive Medicine and
Public Health
ATTN: R. Quinn**

**University of Vermont
College of Medicine
ATTN: Library**

**Medical College of Virginia
School of Medicine
ATTN: Library**

**University of Virginia
School of Medicine
ATTN: Library**

**Washington University
School of Medicine
ATTN: Library**

**Washington University
Serials Department
ATTN: Library**

**University of Washington
School of Medicine
ATTN: Library**

**University of Washington
School of Public Health and Community
Medicine
ATTN: D. Thompson**

**University of Washington
School of Medicine
Division of Medical Genetics
ATTN: A. Mbtulsky**

**Wayne State University
School of Medicine
ATTN: Library**

**West Virginia University
School of Medicine
ATTN: Library**

**University of Wisconsin Medical School
ATTN: Library**

**Medical College of Wisconsin
ATTN: Library**

**University of Wisconsin
Laboratory of Genetics
ATTN: J. Crow**

NATO

SUBJECT: DNA Report, "Radiation Dose Reconstruction U.S. Occupation Forces in Hiroshima and Nagasaki, Japan 1945-1946"

DEPARTMENT OF DEFENSE CONTRACTORS(Continued) FOREIGN AGENCIES (Continued)

**Yale University
School of Medicine
ATTN: Library for Dean
ATTN: Department of Internal
Medicine, G. Burrow
ATTN: R. Barliner**

**Yale University Library
ATTN: Library**

**Yale University
School of Medicine
Department of Epidemiology and Public Health
ATTN: Library
ATTN: J. Meigs**

FOREIGN AGENCIES

**Canadian Embassy
Office of Scientific Counsellor
ATTN: Library**

**EDF - RETN 1
c/o French Engineering Bureau
ATTN: Library**

**Indian Council of Medical Research
Medical Enclave, Ansari Nagar
ATTN: A. Taskar**

**Japan-Hawaii Cancer Study
ATTN: G. Guber**

**Maurice Delpla
c/o Lefebvre
French Engineering Bureau
ATTN: M Delpla**

**McGill University
Department of Epidemiology and Health
ATTN: R. Oseasohn**

**Presidente Umberto Colombo
Comitato Nazionale
Per L/Energia Nucleare
ATTN: Library**

**University of Puerto Rico
School of Medicine
Medical Sciences Campus
ATTN: Library**

**United Kingdom Scientific Mission
British Embassy
ATTN: Publications, for MRC, SO 128**

REPORT DOCUMENTATION PAGE		READ INSTRUCTIONS BEFORE COMPLETING FORM
REPORT NUMBER DNA 5512F	2 GOVT ACCESSION NO.	3 RECIPIENT'S CATALOG NUMBER
1 TITLE (end Subtitle) RADIATION DOSE RECONSTRUCTION U.S. OCCUPATION FORCES IN HIROSHIMA AND NAGASAKI, JAPAN, 1945-1946	5 TYPE OF REPORT & PERIOD COVERED Final Report for Period 1 Mar 80-6 Aug 80	
	6 PERFORMING ORG REPORT NUMBER	
1 AUTHOR(s) W McRaney J. McGahan	8 CONTRACT OR GRANT NUMBER(s) DNA 001-80-C-0052	
3 PERFORMING ORGANIZATION NAME AND ADDRESS Science Applications, Inc. 1710 Goodridge Drive, P.O. Box 1303 McLean, Virginia 22102	10 PROGRAM ELEMENT, PROJECT, TASK AREA & WORK UNIT NUMBERS Subtask V99QAXNA100-03	
1 CONTROLLING OFFICE NAME AND ADDRESS Director Defense Nuclear Agency Washington, D. C. 20305	12 REPORT DATE 6 August 1980	
	13 NUMBER OF PAGES 80	
14 MONITORING AGENCY NAME & ADDRESS (if different from Controlling Office)	15 SECURITY CLASS (of this report) UNCLASSIFIED	
	15a DECLASSIFICATION/DOWNGRADING SCHEDULE	
16 DISTRIBUTION STATEMENT (of this Report) Approved for public release; distribution unlimited.		
17 DISTRIBUTION STATEMENT (of the abstract entered in Block 20, if different from Report)		
18 SUPPLEMENTARY NOTES This work sponsored by the Defense Nuclear Agency under RDT&E RMS Code B325080464 V99QAXNA10003 H2509D.		
9 KEY WORDS (Continue on reverse side if necessary and identify by block number) Hiroshima Radiation Exposure Internal Dose Nagasaki Fallout U.S. Occupation of Japan Induced Activity		
10 ABSTRACT (Continue on reverse side if necessary and identify by block number) Upper limit dose estimates (internal and external) are determined for those units of the U.S. occupation forces assigned to Hiroshima or Nagasaki following the detonations of atomic weapons in those two cities. In the absence of specific maneuver and patrol data, these dose estimates are based on the maximum recorded activity levels with exposure over the entire stay period for each unit. The upper limit external dose is .03 rem for Hiroshima and .03 rem for Nagasaki. For the Nishiyama area, the upper limit is 0.63 rem The dose from internal emitters (inhalation and ingestion) is considerably less.		

UNCLASSIFIED

SECURITY CLASSIFICATION OF THIS PAGE(When Data Entered)

10. ABSTRACT (Continued)

There is no basis for assuming that any individual in the occupation units received these upper limit doses.

UNCLASSIFIED

SECURITY CLASSIFICATION OF THIS PAGE(When Data Entered)

TABLE OF CONTENTS

<u>Section</u>	<u>Page</u>
List of Illustrations.	2
List of Tables	2
1 Introduction and Background.	3
2 Bomb Damage and Residual Radiation Environment.	4
2.1 Bomb Damage	4
2.2 Radiological Surveys	4
2.3 Analysis of Survey Results	9
3 Occupation History.	12
3.1 Occupation Mission	12
3.2 Initial Entry ■ Radiological Survey.	15
3.3 Occupation Scenario.	16
3.3.1 Nagasaki	16
3.3.2 Hiroshima.	29
4 Dose Estimates	32
4.1 Exposure Scenario.	32
4.2 Calculations	32
4.2.1 Inhalation Dose	33
4.2.2 Ingestion Dose.	34
4.3 Upper Limit Results.	34
5 Discussion and Conclusions	37
References	40
 <u>Appendices</u>	
A Calculation of Dose from External Emitters (Induced Activity), Hiroshima and Nagasaki	43
B Calculation of Dose from External Emitters (Fission Products), Hiroshima and Nagasaki/Nishiyama	49
C Calculation of Dose from Internal Emitters (Inhaled Induced Activity), Hiroshima and Nagasaki	53
D Calculation of Dose from Internal Emitters (Inhaled Fission Products and Unfissioned Plutonium), Nagasaki/Nishiyama	57
E Calculation of Dose from Internal Emitters (Ingested Fission Products and Unfissioned Plutonium in Drinking Water) Nagasaki	65

LIST OF ILLUSTRATIONS

<u>Figures</u>	<u>Page</u>
1 Results of Manhattan District Radiation Survey of Nagasaki . . .	5
2 Results of Manhattan District Radiation Survey of Hiroshima . . .	6
3 Results of Naval Medical Research Institute Radiation Survey of Nagasaki.	7
4 Results of Naval Medical Research Institute Radiation Survey of Hiroshima	8
5 Southern Japan	13
6 Nagasaki	17
7 Hiroshima.	30

LIST OF TABLES

<u>Table</u>	<u>Page</u>
1 Task Organization of 2d Marine Division (11 Oct 1945)	19
2 Unit Strength (Marines Only) 2d Marine Division • Nagasaki, Japan 1945-1946	21
3 Task Organization of 2d Marine Division (8 Nov 1945)	27
4 Upper Limit Dose Estimates	36

Section 1 INTRODUCTION AND BACKGROUND

1.1 INTRODUCTION

The detonation of atomic bombs over Hiroshima and Nagasaki, Japan brought World War II to a rapid conclusion. After the Japanese surrender, U.S. military forces occupied these cities and may have been exposed to the residual radioactive contamination produced by **the** nuclear detonations. The purpose of this report is to present estimates of the radiation doses received by these U.S. occupation forces. The dose estimates include the contribution from radioactive material that may have **been** inhaled or ingested (drinking water) during the occupation period. These estimates are **based** on historical documents prepared by U.S. military organizations and technical information published in the scientific literature. Since the historical documents pertain to unit rather than individual activities **and do** not contain extensive specific details regarding operations within the contaminated areas, these estimates represent reasonable upper limits derived from a “worst case” scenario.

1.2 BACKGROUND

Atomic bombs were detonated over Hiroshima and Nagasaki, Japan on 6 August and 9 August, 1945, respectively. Both weapons were detonated high above the ground (1670 ft at Hiroshima; 1640 ft at Nagasaki) resulting in massive destruction but relatively small areas of significant residual radioactive contamination. The two weapons differed considerably in design and yield. The Hiroshima weapon was a gun-assembly type which employed U-235 as the fissionable material and had a yield of approximately 13 kilotons (kt). The Nagasaki weapon was a Pu-239 implosion device with a yield of approximately 23 kt.¹

Section 2

BOMB DAMAGE AND RESIDUAL RADIATION ENVIRONMENT

2.1 BOMB DAMAGE¹²

In both Hiroshima and Nagasaki, the blast from the bombs destroyed practically everything within a radius of 1 mile from the point directly under the explosions, or Ground Zero (GZ). The only surviving objects were the frames of a small number of reinforced concrete buildings; most of these buildings suffered extensive damage from interior fires, had their windows, doors, and partitions knocked out, and had all other fixtures which were not integral parts of the reinforced frames burned or blown away. In Hiroshima fires sprang up all over the wide, flat, central portion of the city; these fires soon combined into an immense "fire storm" which burned out almost everything that had not already been destroyed by the blast in a roughly circular area of about 4.4 square miles centered at GZ. Similar fires broke out in Nagasaki, but no devastating fire storm resulted as in Hiroshima because of the irregular shape of the city. However, the badly burned area included the entire northern portion of the city and extended more than two miles south from GZ. Figures 1-4 illustrate the perimeter of virtually complete destruction resulting from blast and fire.

2.2 RADIOLOGICAL SURVEYS¹⁰

The residual radiation levels in Hiroshima and Nagasaki about the time of occupation troop arrival are fairly well-documented. As discussed in more detail subsequently in Section 3, a scientific group organized by the Manhattan Engineer District conducted radiological surveys in Nagasaki from 20 September to 6 October 1945, and in Hiroshima from 3 to 7 October 1945. Later surveys were conducted in Nagasaki (15-27 October 1945) and Hiroshima (1-2 November 1945) by a team from the Naval Medical Research Institute (NMRI). The NMRI surveys were supplemented by measurements made by Japanese scientists at even later dates.

For the survey at Hiroshima, the Manhattan Engineer District survey team used two Lauritzen-Wollan electroscopes and two portable counters (type unspecified) developed by the University of Chicago, and manufactured by the Victoreen Instrument Company. At Nagasaki all measurements were made with

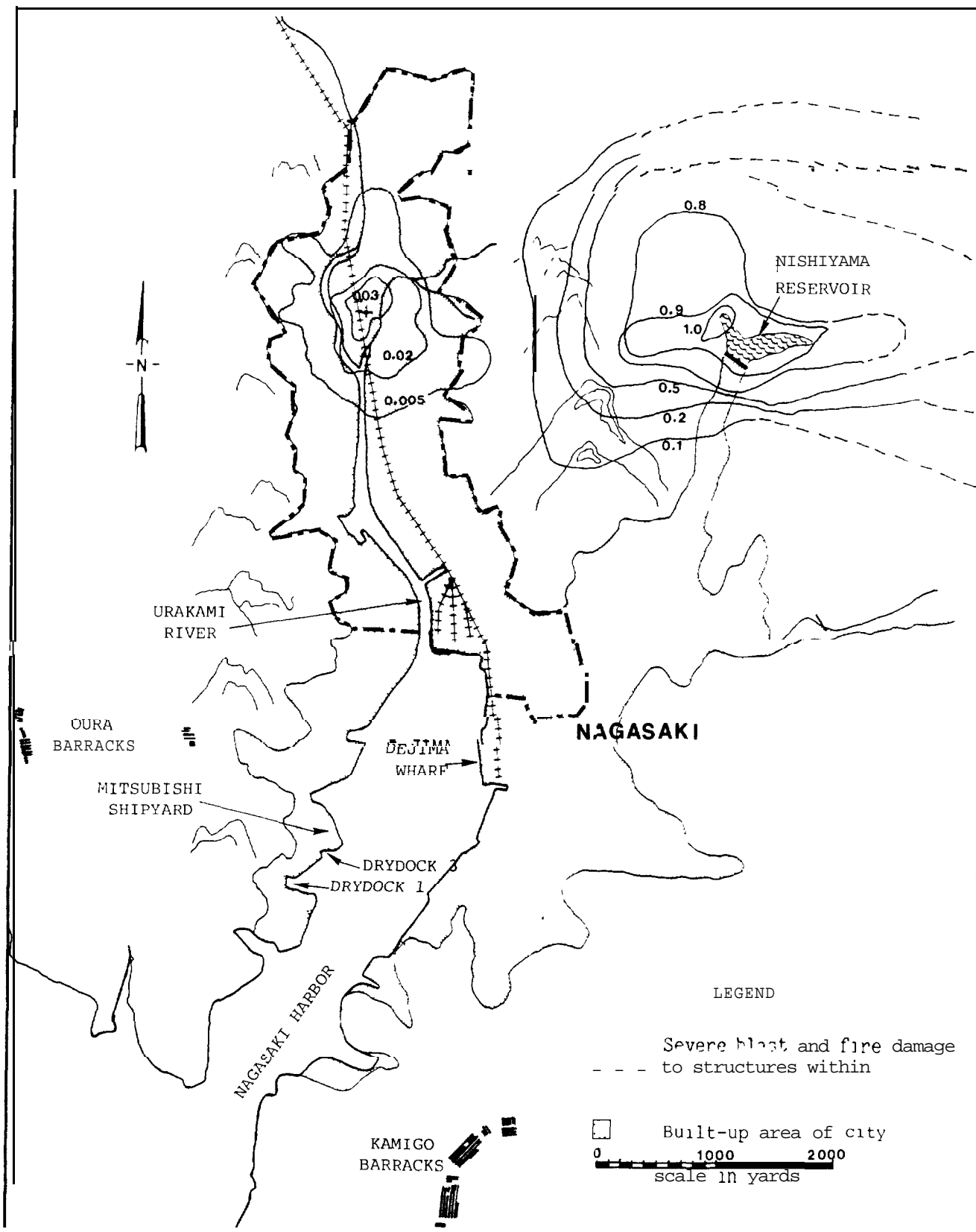


Figure I.
 RESULTS OF MANHATTAN DISTRICT SURVEY
 READINGS IN MR/HR AS OF 21 SEPT-4 OCT 1945

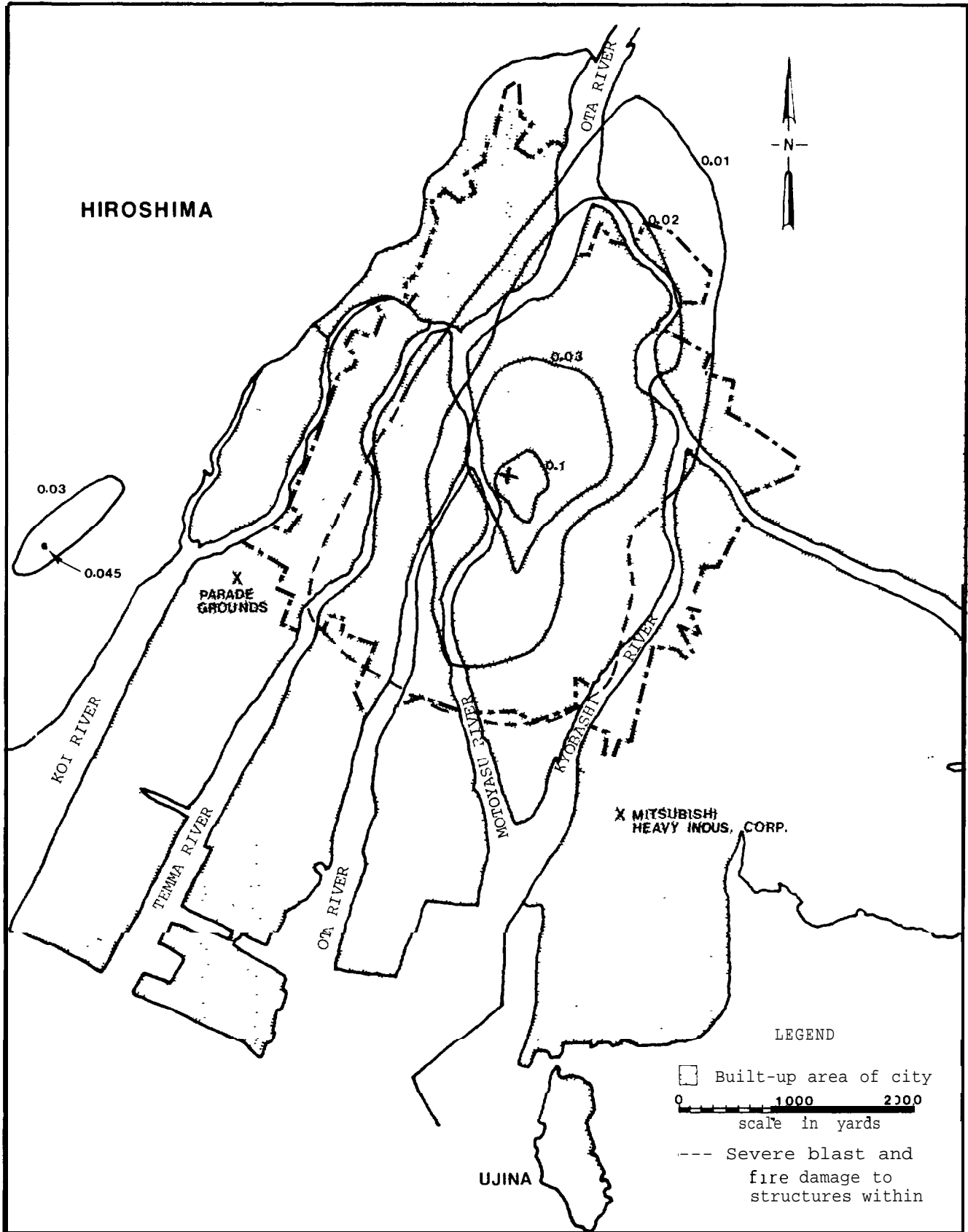


Figure 2.
 RESULTS OF MANHATTAN DISTRICT SURVEY
 READINGS IN MR/HR AS OF 3-7 OCT 1945

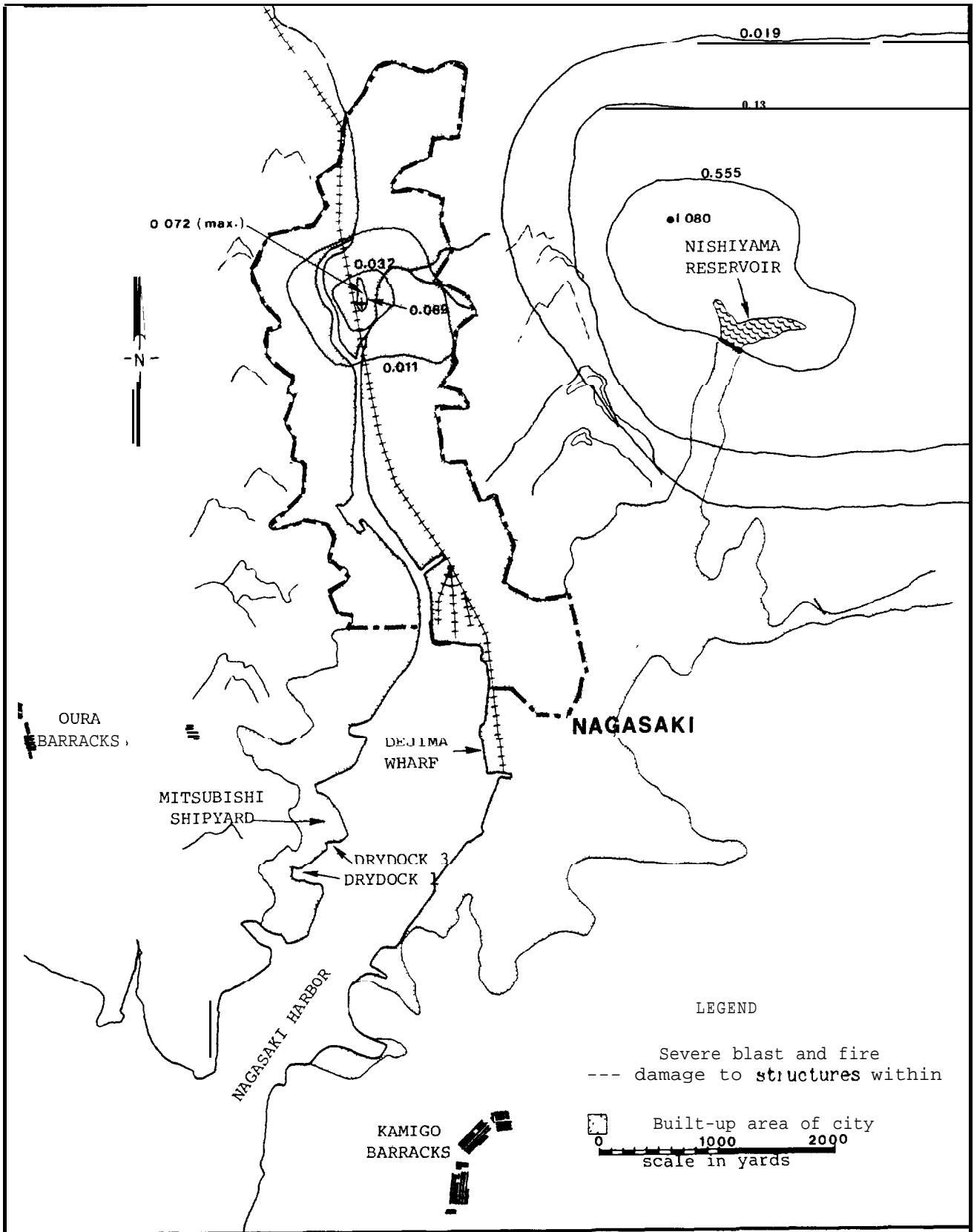


Figure 3.
 RESULTS OF NAVAL MEDICAL RESEARCH INSTITUTE SURVEY
 READINGS IN MR/HR AS OF 15-27 OCT 1945

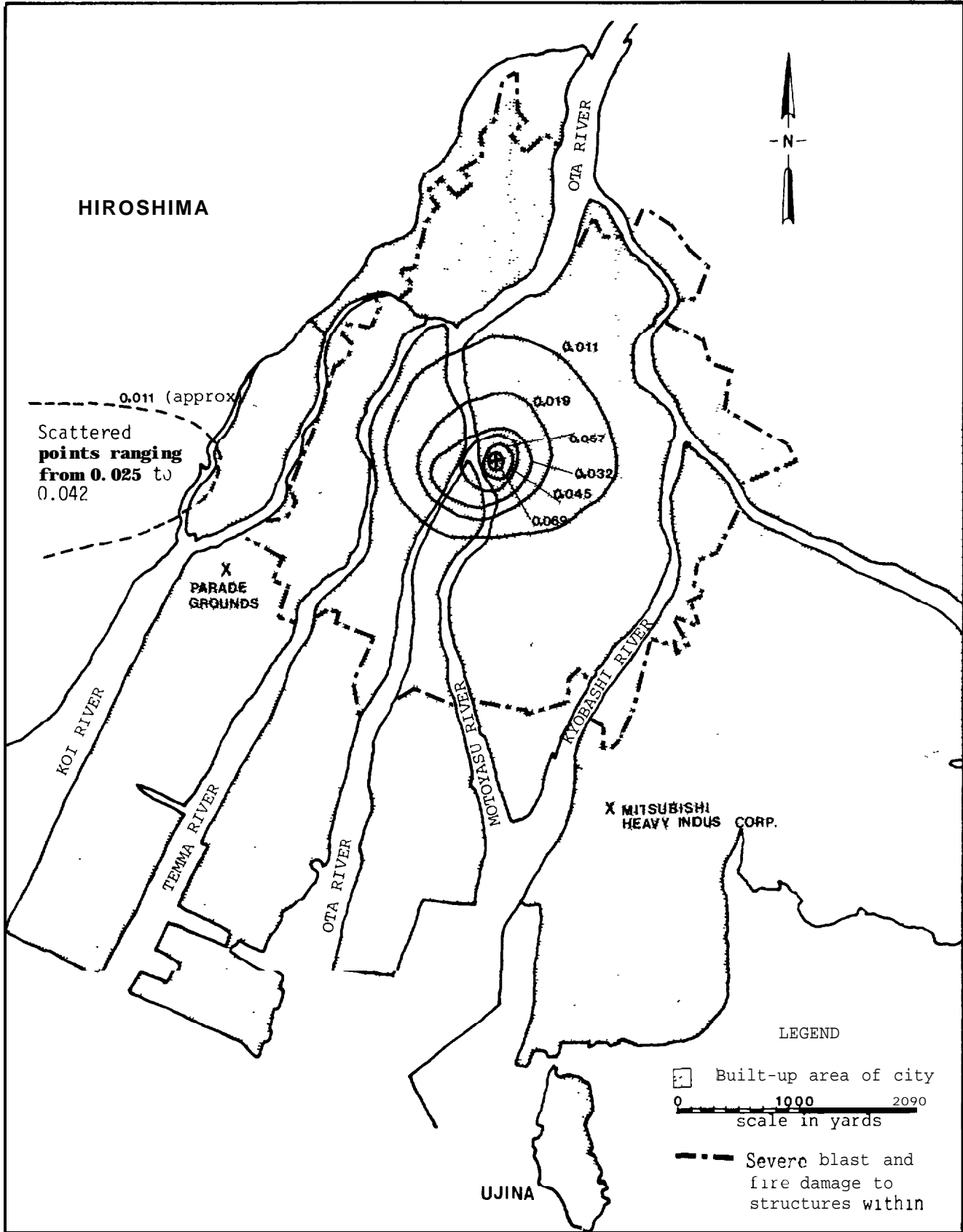


Figure 4.
RESULTS OF NAVAL MEDICAL RESEARCH INSTITUTE SURVEY
READINGS IN MR/HR AS OF 1-2 NOV 1945

two portable Geiger Muller counters made by the Victoreen Instrument Company. All instruments were calibrated against a standard radium source and the measurements were made with the instrument held 2 inches (5 centimeters) above the ground.

The Naval Medical Research Institute survey team used a Geiger-Muller type instrument constructed “in-house” for their measurements. The NMRI Instrument was also calibrated against a radium standard source; however, most of their measurements were made at a height of one meter above the ground. The NMRI team observed that readings in the area around ground zero did not change as instrument height above the ground was varied from 5 centimeters to 1 meter; however, in the downwind contaminated areas readings taken at 5 centimeters above the ground were approximately double those taken at 1 meter above the ground. They attributed the difference to an increased ratio of detectable beta activity in the downwind areas. The results of these surveys are shown as follows:

Figure 1: Manhattan District survey of Nagasaki⁷

Figure 2: Manhattan District survey of Hiroshima⁹

Figure 3: NMRI survey of Nagasaki¹⁰

Figure 4: NMRI survey of Hiroshima¹⁰

2.3 ANALYSIS OF SURVEY RESULTS

Since the two surveys were conducted by different groups using different instrumentation and survey techniques (measurement height above the ground) and since there were changes in the environment (weathering, clearing of rubble in the ground zero area by the Japanese, etc.) between surveys, it is difficult to arrive at consistent conclusions based on a comparison of the survey results. For example, a comparison of the two surveys at Hiroshima (Figures 2 and 4) clearly indicates a decay in the radiation Intensity around the ground zero (GZ) area in the month between surveys. A similar comparison of the Nagasaki surveys (Figures 1 and 3) does not reveal such a clear pattern. Perhaps this is due to the fact the Nagasaki surveys took longer to conduct and there was a shorter time interval between them. Nevertheless, two Important facts are evident from these surveys:

- Both surveys identified two distinct areas of contamination--one centered around GZ and the other some distance downwind.

- **Both** surveys indicated very low residual radiation levels (in general, much less than one milliroentgen per hour (mR/hr)).

The fact that there were two distinct areas of contamination in each city provides **an** important clue relative to the nature of the radiation sources. According to Glasstone¹, the maximum height above the ground at which a nuclear detonation will normally produce significant local fallout is related to weapon yield by the following equation:

$$H = 180W^{0.4}$$

where H = height of detonation in feet

W = weapon yield in kilotons

Using this equation, the maximum detonation heights at which **the** Hiroshima and Nagasaki weapons would produce significant fallout are approximately 500 and 630 feet, respectively. Since both weapons were detonated above 1600 feet, fallout in the immediate area around GZ would be extremely unlikely. Therefore, **the** contamination in **the** GZ area resulted primarily from activation of the soil and building materials by **the** neutrons released at the instant of the nuclear detonation rather than **by** fallout (including unfissioned plutonium/uranium). Evidence that supports this conclusion includes **the** following:

- **The** maps (Figures 1-4) portraying the residual radiation intensity in the GZ area of each city, particularly those recorded by **the** NMRI team, show approximately circular patterns of equal intensity around GZ. Roughly circular patterns are typical of neutron-induced activity fields produced by high altitude nuclear weapons test shots at the Nevada Test Site during the 1950's.
- An analysis of the NMRI survey data (residual radiation intensity as a function of distance from GZ) by Pace and Smith in 1959 was consistent with the assumption that the residual radiation around GZ resulted from neutron-induced activity.¹⁰
- Laboratory neutron-activation of soil and building materials (concrete, brick, and roof tiles) taken from Hiroshima and Nagasaki by Hashizume¹⁵ and Arakawa¹⁴ revealed that the **only** radioisotopes of significance **that would remain** after 42 days

(starting date of Manhattan District Survey) were Scandium-46 (half-life 84 days) and Cobalt-60 (half-life 5.2 years). The calculated radiological decay of the mixture of Co-60 and Sc-46 determined by Hashizume and Arakawa **compares** favorably with the late time **measurements** made by the Japanese scientists that supplemented the **NMRI survey**.

Both cities reported that "black rain" fell in the downwind contaminated areas approximately 30 minutes after the bomb detonation. This is indicative of precipitation scavenging of the nuclear cloud, or "rainout"; therefore, the downwind contaminated areas almost certainly resulted from deposition of fission products. Evidence that supports this conclusion includes the following:

- The contaminated area around the Nishiyama Reservoir (a mile or more downwind from the burst) was shielded by Mt. Kompira from direct neutron exposure. In addition, the contours show a decreasing intensity toward the burst. Both of **these** aspects imply that the contamination could not result from neutron activation.
- The maximum radiation levels detected around the Nishiyama Reservoir were 1.0 to 1.8 mR/hr **on 26** September 1945⁹. According to Reference 10, measurements in the **same** general area on 12 November 1945, exhibited **a mean** of **0.7 mR/hr**. This **decay** is consistent with the "**t^{-1.2} rule**" established for fission products (fallout) for **the first 6 months** after detonation'.

Section 3

OCCUPATION HISTORY

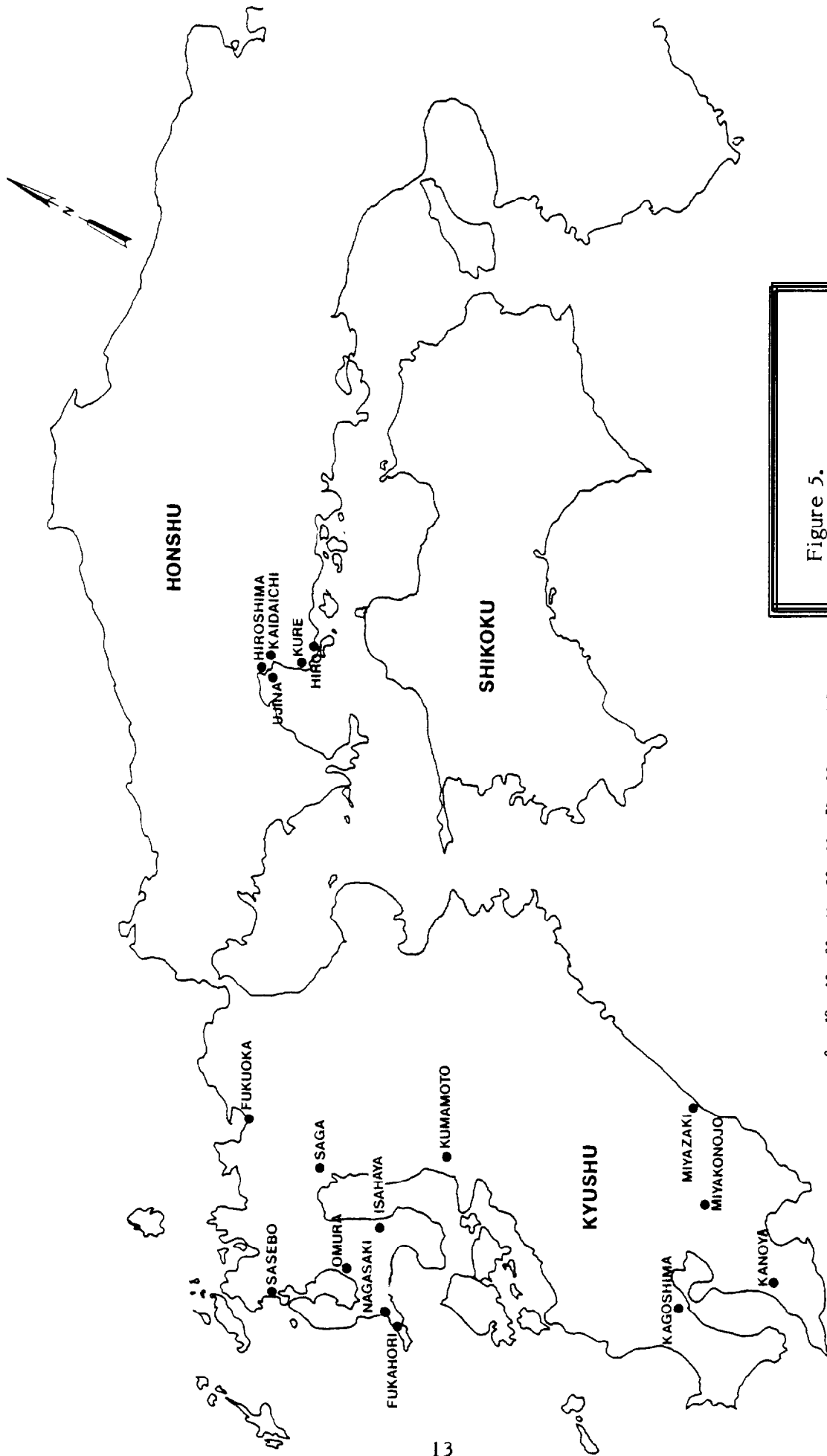
The occupation of western Honshu, Japan's main island where Hiroshima is located, and the southern islands of Shikoku and Kyushu, where Nagasaki is located, was assigned to the Sixth U.S. Army. These areas are depicted in Figure 5. Major forces assigned to the Sixth Army for the occupation were the I Corps, X Corps, and the V Amphibious Corps (VAC) which, together with supporting units, totaled some 240,000 troops.³

3.1 OCCUPATION MISSION

The mission of the occupation troops was to establish control of the area, insure compliance with surrender terms, and demilitarize the Japanese war machine. The infantry regiment was the basic organization used to accomplish this mission, and occupation plans were based upon the presence of such regiments in all prefectures (like U.S. counties) within Japan. The following summary extracted from Reference 3 is a description of the operations of a typical regiment:

The outline of occupation duties was fairly well standardized throughout the Sixth Army zone. The division of responsibility was based upon the lines of Japanese prefectures so as to utilize the governmental structure that lay within the area. Sixth Army assigned a number of prefectures to each corps proportionate to the number of troops available. The corps in turn assigned a specific number of prefectures to a division. Regimental zones of responsibility were usually a single prefecture except where more than three prefectures lay within the division zone, in which case a regiment was to assume responsibility for more than one prefecture. This exception occurred in lightly populated prefectures which contained limited industrial or military potentialities.

An infantry regiment moved into a prefecture with the mission of supervising the execution of the Japanese surrender terms within its zone of responsibility. The regimental commander was particularly



Scale in Miles

Figure 5.
Southern Japan

responsible for seizing all Japanese Armed Forces installations and disposition of all material therein, security of all enemy stores not subject to immediate disposition, and supervision of demobilization of Japanese Armed Forces when their services were no longer required for maintenance of captured arms and material. A zone commander effected demobilization by an order to the Japanese commander at the garrison or post that had been seized.

The mechanics of carrying out the regimental mission followed a simple pattern. Initially the regiment moved into a bivouac area within or near the zone of responsibility. The local Japanese military commanders and prefects of police submitted lists of all Japanese installations, and inventories of material within the area for consolidation and survey by the regimental commander. Shortly thereafter, reconnaissance patrols consisting of an officer and a rifle squad patrolled sectors of the area to verify these inventories and also search for any unreported installations or caches of material. With this information the regimental commander was able to divide the regimental zone into battalion zones of responsibility and the battalion commanders sub-divided their areas into company zones of responsibility.

The infantry company then became the working unit which actually accomplished the destruction or consignment of material, or the demobilization of Japanese Armed Forces that remained within the company zones. The company commander was empowered to seize installations within his zone and, with the use of available Japanese army personnel not yet demobilized and laborers obtained through the Japanese Home Ministry representative in his area, either destroy or turn over to the Japanese Home Ministry all material within the installation. U.S. Army personnel were used only to supervise this work and to see that complete destruction was accomplished.

The company commander disposed of material in accordance with procedures outlined in the Ordnance Technical Division of the Supreme Commander of Allied Powers (SCAP). All material fell into the following categories: that to be destroyed or scrapped (explosives

and armament not needed for souvenirs or training purposes were chief items); that to be used for our operation (telephones, radios, and vehicles); that to be returned to the Japanese Home Ministry (fuel, lumber, etc.); that to be issued our forces as trophies; or that to be shipped to the U.S. for training purposes or as war trophies. Material not marked for destruction was separated and shipped to designated warehouses or dumps. Material marked for destruction was disposed of by prescribed methods. Japanese labor hauled explosives aboard Japanese trucks to approved burning areas, or if the installation was located near a deep sea waterway the explosives were dumped at sea--the safest and therefore preferable method. Unneeded metal items were made ineffective and turned over to the Japanese for scrap.

Physical control of the zone of responsibility proved remarkably easy, for the Japanese were compliant and cooperative. Any disorders among the Japanese themselves came within the authority of the prefectural police, but any disorder involving action by the Japanese against the Allied troops led to apprehension of the offenders by the military police and the imposition of a penalty prescribed by the area commander.

3.2 INITIAL ENTRY - RADIOLOGICAL SURVEY

It was recognized that entry into the atomic-bombed cities of Hiroshima and Nagasaki might expose the occupation troops to residual radiation resulting from the nuclear detonations. Therefore, with the concurrence of General George Marshall, Chief of Staff, and General Douglas MacArthur, Theater Commander, a special scientific group was organized by the Manhattan Engineer District. The primary objective of this group was to insure that occupation troops would not be subjected to any possible "toxic" effects. The group consisted principally of medical personnel headed by Col. Stafford L. Warren (U.S. Army Medical Corps) and civil and electrical engineers. In order to survey these areas as quickly as possible, the group was split. One-half of the group was in Nagasaki from 20 September to 6 October; the other half was in Hiroshima from 3 to 7 October 1945. The group reported that the radiation levels in both cities were very low and that these levels would not present a hazard to the occupation forces.²

3.3 OCCUPATION SCENARIO

The presence of pressure mines dropped by U.S. aircraft into major Japanese harbors played a significant role in the deployment of occupation forces. Studies by the Navy indicated that no difficulties would be encountered in the Nagasaki harbor, but the harbor at Hiroshima would be inaccessible for an indefinite period.³ Therefore, occupation troops arrived at Nagasaki well in advance of troops in Hiroshima. For the same reason, Nagasaki was chosen to be a primary staging area for the deployment of occupation troops throughout the surrounding area; Hiroshima was not. Details regarding the occupation of each city follow (see Figures 5-7 for locations of areas mentioned):

3.3.1 NAGASAKI^{6,7,8}

Prior to the arrival of occupation troops, a POW recovery team landed at Nagasaki (Figure 6) on 11 September 1945. The team was accompanied by a detachment of Marine guards from the USS Biloxi and the USS Wichita. During the period 11-23 September, approximately 10,000 U.S. and allied POW's that had been captive on the island of Kyushu were processed through Nagasaki for evacuation to hospital ships awaiting in Nagasaki Harbor. While in Nagasaki, the group operated from a POW Processing Center located near Dejima Wharf. The location of their billets is unknown, but it is logical to assume that they were near-by. The Marine guards were relieved on 23 September when the 2d Marine Division landed. Records indicate that the POW recovery team's mission was complete by 23 September; therefore, it is assumed that they also departed Nagasaki on or about that date.

The occupation of the Nagasaki area was assigned to the 2d Marine Division, 5th Amphibious Corps (VAC) of the Sixth U.S. Army. The occupation began with the arrival of a small advance party on 16 September. The advance party consisted of three officers from the Division Headquarters, one officer from each of the Division Regimental Combat Teams, and several officers from the VAC, making a total of approximately twelve members. The party established liaison with Japanese authorities, located areas for troop billets, and made preparations for the landing of the occupation troops. These objectives indicate that most of the advance party activities were conducted in

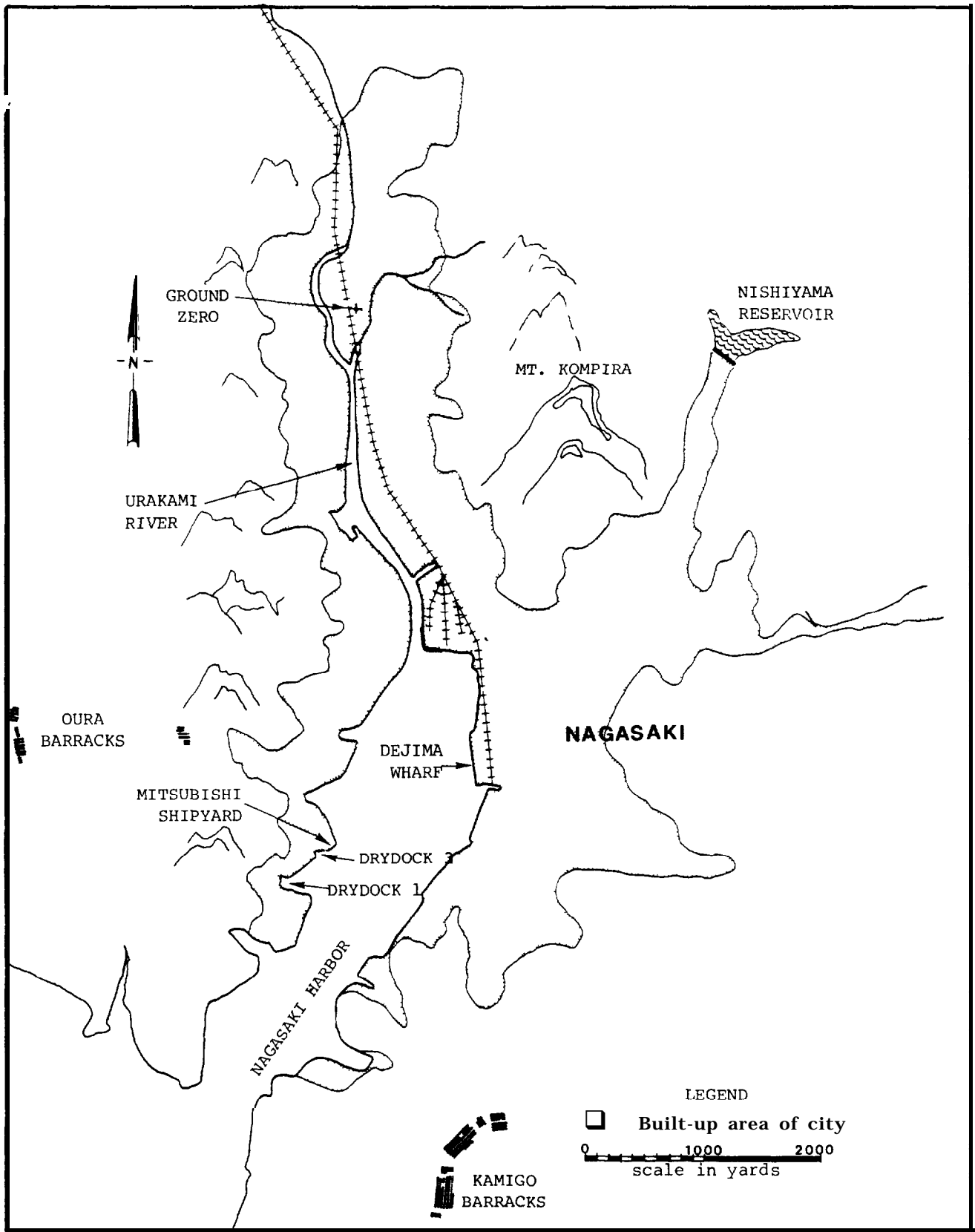


Figure 6. Nagasaki

the southern portion of the city where bomb damage was least. The team joined the remainder of the 2d Division when they landed 23-28 September 1945.

The 2d Marine Division (reinforced) had an assigned strength of 21,469 (includes 791 Army and 1328 Navy personnel) as of 26 September 1945, and was organized as follows (see Table 1 for Task Organization details):

- Support Group
 - Division Troops
 - Service Troops
 - Engineer Group
- Regimental Combat Team 2 (RCT-2)
- Regimental Combat Team 6 (RCT-6)
- Regimental Combat Team 8 (RCT-8)
- Artillery Group (basically the 10th Marine Regiment)
- 2d Tank Battalion
- Marine Observation Squadron #2 (VMO-2)

The number of U.S. occupation troops in Nagasaki steadily decreased from the peak in September 1945, until the end of the 2d Marine Division occupation period in July 1946. This decrease is illustrated by the 2d Marine Division [Muster Roll records shown in Table 2. The Second Marine Division Muster Roll records are on file at the Marine Corps Historical Center, Washington, D.C. Note that Table 2 includes only U.S. Marine Corps personnel and cannot be compared directly with the assigned strength figures shown in Tables 1 and 3 which include Army and Navy personnel. Also, Table 2 indicates that the 10th Marine Regiment stayed in Nagasaki for the duration of the 2d Division occupation period while historical records show that the 10th Regiment moved to Isahaya shortly after debarkation in Nagasaki. Perhaps the inconsistency results from variations in the interpretation of reporting criteria.

Most units assigned to the 2d Marine Division experienced a large turnover of personnel during the occupation period. Every effort was made to allow eligible personnel to return to the United States as soon as possible after the war. For example, when the 5th Marine Division that occupied the Sasebo area was released from its assignment on 1 December 1945, for return to the

TABLE 1
TASK ORGANIZATION
2d MARINE DIVISION, REINFORCED
(As of 11 October 1945 - Operation Order 59)

DIVISION TROOPS (Assigned strength - see note)

Division Headquarters Battalion (less detachments)
Company D, 3d MP Battalion (Prov)
2d War Dog Platoon
54th CIC, A2B2 Detachment (Area)
498th CIC, B3 Detachment (Combat)
93d Headquarters & Headquarters Detachment, Military Govern-
ment Group

SERVICE TROOPS (Assigned strength - see note)

2d Service Battalion (less detachments)
2d Medical Battalion* (less detachments)
2d Motor Transportation (MT) Battalion (less detachments)
4th Separate Laundry Platoon
3d Platoon, 4th Salvage & Repair Company
3656th QM Truck Company (USA)

ENGINEER GROUP (Assigned strength - see note)

2d Engineer Battalion (less detachments)
2d Pioneer Battalion (less detachments)
43d Naval Construction Battalion
1298th Combat Engineer Battalion (USA)
2d Platoon, Bomb Disposal Company, H&S Battalion, VAC

ARTILLERY GROUP (Assigned strength - 3083)

10th Marine Regiment
2d Amphibious Truck Company
Company A, 20th Amphibious Truck Battalion
1 SP Corn Party
Detachment, Division Recon Company

REGIMENTAL COMBAT TEAM-2 (Assigned strength - 4075)

2d Marine Regiment (less detachment)
Company C, 2d MT Battalion
Company B, 2d Med. Battalion*
Company A, 2d Engr. Battalion
1st Platoon, Ordnance Company, 2d Service Bn
1st Platoon, Service Company, 2d Service Bn
1st Platoon, Automotive Repair Company, 2d MT Bn

*Majority were Navy Hospital Corpsmen

NOTE: The combined assigned strength of the Division Troops, Service Troops, and the Engineer Group was 5695 personnel.

TABLE 1 (Continued)

REGIMENTAL COMBAT TEAM-6 (Assigned strength - 4037)

6th Marine Regiment
Company A, 2d MT Battalion
Company A, 2d Med. Battalion*
Company B, 2d Engr. Battalion
3d Platoon, Ordnance Company, 2d Service Bn
2d Platoon, Service Company, 2d Service Bn
2d Platoon, Supply Company, 2d Service Bn
2d Platoon, Automotive Repair Company, 2d MT Bn
1 SP Corn Party

REGIMENTAL COMBAT TEAM-8 (Assigned strength - 3914)

8th Marine Regiment
Company B, 2d MT Battalion
Company E, 2d Med. Battalion*
Company C, 2d Engr. Battalion
2d Platoon, Ordnance Company, 2d Service Bn
3d Platoon, Service Company, 2d Service Bn
3d Platoon, Automotive Repair Company, 2d MT Bn
Detachment, 2d Marine
Division Recon Group (less detachment)

TANK BATTALION (Assigned strength - 615)

OBSERVATION SQUADRON (VMO-2)

*Majority were Navy Hospital Corpsmen

TABLE 2
UNIT STRENGTH (MARINES ONLY)
2D MARINE DIVISION - NAGASAKI, JAPAN
1945-1946

	Arrival Date	SEP	OCT	NOV	DEC	JAN	FEB	MAR	APR	MAY	JUN	JUL
1. Hq Bn	(23 Sep 45)	1737	1705	1430	1378	1454 (7 Jan 46)						
2. 2d Engineer Bn	(23 Sep 45)	888	716	711	706	791	827	691	798	658	649	395 (1 Jul 46)
3. 2d War Dog Plt	(23 Sep 45)	66 (30 Sep 45)										
4. 2dMed Bn	(23 Sep 45)	163	157	144	83	232	128	128	101	121	120 (1 Jun 46)	
5. 2d Motor Yrans Bn	(24 Sep 45)	705	656	541	293	741	882	779	920	770	770 (1 Jun 46)	
6. 2d Pioneer Bn	(24 Sep 45)	708	703	640	658 (28 Dec 45)							
7. 2d Amphib Truck Co	(24 Sep 45)	194	197	193	65 (6 Dec 45)							
8. 2d Serv Bn	(23 Sep 45)	754	732	341	374	683 (5 Jan 46)						
9. 2d Tank Bn	(23 Sep 45)	620	621	496	243 (27 Dec 45)							
10. H&S&W Co 2d Marines	(23 Sep 45)	441	414	404	228	461	449	445	455	377	306 (13 Jun 46)	
11. 1st Bn 2d Marines	(23 Sep 45)	984	958	907	458	913	923 (1 Feb 46)					
12. 2d Bn 2d Marines	(23 Sep 45)	967	968 (26 Oct 45)									
13. 3d Bn 2d Marines	(23 Sep 45)	976	965	904 (3 Nov 45)								
14. H&S&W Co 6th Marines	(23 Sep 45)	508	418	465	284 (1 Dec 45 - Weapons Co; 6 Dec 45 - H&S Co)							
15. 1st Bn 6th Marines	(23 Sep 45)	935	941	889	461 (1 Dec 45)							
16. 2d Bn 6th Marines	(23 Sep 45)	931	942	891 (24 Nov 45)								
17. 3d Bn 6th Marines	(23 Sep 45)	938	944	904	446 (6 Dec 45)							
18. H&S&W Co 8th Marines	(23 Sep 45)	461	507 (1 Oct 45)									
19. 1st Bn 8th Marines	(23 Sep 45)	957	942 (1 Oct 45)									
20. 2d Bn 8th Marines	(23 Sep 45)	979 (25 Sep 45)										
21. 3d Bn 8th Marines	(24 Sep 45)	969 (27 Sep 45)										
22. H&S Battery 10th Marines	(23 Sep 45)	260	250	226	113	229	289	263	295	223	218 (21 Jun 46)	
23. 1st Bn 10th Marines	(23 Sep 45)	591	560	513	300	646	618	476	478	375	334 (21 June 46)	
24. 2d Bn 10th Marines	(23 Sep 45)	583	569	515	202	485	479	394	417	326	342 (21 Jun 46)	
25. 3d Bn 10th Marines	(23 Sep 45)	585	570	497	299	501	546	374	484	378	364 (26 Jun 46)	
26. 4th Bn 10th Marines	(23 Sep 45)	610	609	555	197 (1 Dec 45)					329	250 (21 Jun 46)	
27. MD USS Biloxi	(18 Sep 45)	43 (23 Sep 45)										
28. MD USS Wichita	(11 Sep 45)	46	46 (5 Oct 45)									
29. Adv recon party	(16 Sep 45)	12 (30 Sep 45)										
MONTHLY TOTALS		18,611	16,090	12,166	6,788	7,136	5,141	3,550	3,948	3,557	3,353	395

NOTE: Dates in parentheses indicate departure dates.

U.S., a large number of 2d Marine Division troops, eligible for return, transferred to the 5th Division. These personnel were replaced by troops from the 5th Division who were not eligible for return to the states. Therefore it is extremely unlikely that many 2d Division personnel remained in the Nagasaki area for the duration of the Division occupation period.

Division Troops. The Division Troops arrived in Nagasaki 23-28 September 1945, and established a Command Post in the Customs House on Dejima Wharf approximately 2 miles south of GZ. The exact location of troop billets is unknown; however, they were likely scattered in the same general area. Most of these troops were assigned to administrative or staff positions in the Division Headquarters Battalion. The Division Troops remained in Nagasaki until the Division Headquarters moved to Sasebo during the first week of January 1946.

Service Troops. The Service Troops also arrived in Nagasaki during the 23-28 September 1945, time period. The Service Troops Command Post was established near the Mitsubishi Trading Company on the east side of the harbor south of the Dejima Wharf (over 2.5 miles south of CZ). Specific billet locations are unknown; however, it is logical that these troops would be quartered in the same general area. The Division Hospital was located about 1000 feet further south. Most of the Service Troops Organizations provided sub-elements to the Regimental Combat Teams, and these personnel were deployed accordingly. The primary mission of the Service Troops billeted in Nagasaki was to support the Regimental Combat Teams in the field. The Service Battalion operated a supply depot, the Motor Transport Battalion provided a motor pool and vehicle maintenance, and the Medical Battalion was assigned to the Division Hospital. The Service Battalion transferred to Sasebo along with the Headquarters Battalion on 5 Jan, 1946, while the Motor Transport Battalion and the Medical Battalion remained in Nagasaki until 1 June 1946.

Engineer Group. Elements of the Engineer Group also arrived in Nagasaki during the 23-28 September period. The 2d Engineer Battalion, organized into a Headquarters and Service (H&S) Company, and three "letter" companies landed on 26 September. As soon as unloading was complete, each letter company joined its respective RCT, while the H&S Company remained with the Division headquarters and formed the nucleus of the Engineer Group

with a Command Post approximately half a mile southeast of Dejima Wharf (approximately 2.5 miles south of GZ). It is assumed that these troops were billeted near-by. Second Marine Division Muster Roll records indicate that these troops were the last of the 2d Marine Division to depart Nagasaki. They left on 1 July 1946.

The 2d Pioneer Battalion landed on 23 September and engaged in the division unloading operations until 2 October 1945, when they became a part of the Engineer Group. Then, their primary responsibility became the rehabilitation and maintenance of roads south of Division Headquarters to the area occupied by the 2d Tank Battalion. The Battalion was also used to clear open storage areas for use by the Division Quartermaster and to rehabilitate two athletic fields in the “bombed” area of the city. While in Nagasaki, the Battalion was billeted at the Kaisei Middle School. According to Muster Roll records, the 2d Pioneer Battalion departed Nagasaki on 28 December 1945.

The 43d Naval Construction Battalion (NCB) landed on 23-24 September and established a Command Post in a warehouse south of Dry Dock No. 3 in the Mitsubishi Dockyard on the west side of Nagasaki Harbor (about 2.5 miles south of GZ). The 43d NCB also worked with the Shore Party unloading the 2d Division until 29 September, when they joined the Engineer Group. During the time the battalion was in Nagasaki, the troops were first billeted in a large warehouse near Dry dock No. 3, then they moved to a larger building near Dry Dock No. 1. Both areas were more than 2.5 miles south of GZ. NCB projects included the following:

- Rehabilitation of Dejima Wharf
- Improvement of ship landing area south of Dejima Wharf
- Repair Commissary Warehouse
- Repair warehouse for Division Quartermaster
- Repair and maintain road on west side of Nagasaki Harbor
- Rehabilitation of petroleum tanks in harbor area
- Construction of quarters for Strategic Bomb Survey Group
- Construction of athletic fields for 6th Marines near Mitsubishi Electric Company (west side of harbor, 1.7 miles south of GZ)
- Construction of Armed Forces Radio Station at Omura
- Extension of “Atomic Field” landing strip.

The 43d NCB remained in Nagasaki until the unit was deactivated on 5 December 1945.

The 1298th Engineer Combat Battalion (U.S. Army) arrived in Nagasaki on 26-27 September, 1945, and immediately joined the Engineer Group. The troops were housed at the Oura School about 2.6 miles southeast of GZ. The battalion's primary mission was to repair and maintain main roads and bridges from northern Nagasaki to southern Nagasaki. They also constructed an airstrip ("Atomic Field") for liaison aircraft about 800-1000 feet southwest of GZ. This operation required **one** platoon of "A" Company and took 12 days to complete (30 September- 11 October). On 31 October, the battalion began operation of a quarry near the airstrip.

Japanese labor was used as much as possible for projects accomplished by the Engineer Group. For example, some 350 Japanese laborers were **used** in the construction of the airstrip by the 1298th Combat Engineers. At least 150 Japanese laborers per day were employed by this group for other projects.

Regimental Combat Team - 2 (RCT-2). Regimental Combat Team 2 landed in the vicinity of the Dejima Wharf on the eastern side of Nagasaki Harbor on 23 September 1945. The principal elements of RCT-2 were three Battalion Landing Teams (BLTs). Company "A" of Battalion Landing **Team** 1 (BLT-1) was designated **the** regimental Military Police Company and immediately relieved the Marine security guards for the POW recovery operation. Late that afternoon the RCT **proceeded to** their billets at the Kamigo Barracks. They also established a Command Post at that location (about 4.5 miles south of GZ). The RCT-2 zone of occupation responsibility included all of the city of Nagasaki on the east side of Nagasaki Harbor and the Urakami River and the general area east, northeast, and southeast of the city. (See Figure 6). Note that this area includes the Nishiyama Reservoir. Initially, operations were limited to insuring that all large-caliber defense **guns** in **the** areas were inoperable. On 28 September, the RCT began sending patrols (on foot or by jeep) throughout their area of responsibility to locate Japanese military installations and supply areas, and to check on the observance of surrender terms. RCT-2 operated in this area until the following moves took place:

- On 30 October, 1945, BLT-2 moved to Kanoya, approximately 115 miles from Nagasaki
- On 6 November, 1945, BLT-3 and the RCT-2 Command Post moved to Miyakonojo, approximately 100 miles from Nagasaki
- On 12 November, 1945, BLT-1 moved to Miyazaki, approximately 110 miles from Nagasaki.

Regimental Combat Team-6 (RCT-6). Regimental Combat Team 6 also landed on 23 September, but on the west side of Nagasaki Harbor, in the Mitsubishi Shipyard Area (about 2.5 miles south of GZ). A temporary command post was established at the Tategami Wharf, and the RCT immediately began inspection of Japanese military coastal installations on the west side of the harbor. The RCT-6 was billeted in barracks about 1.5 miles west of Nagasaki at Oura. A permanent Command Post was established in the Mitsubishi Shipyard. The RCT-6 zone of responsibility included portions of Nagasaki west of the Harbor and the Urakami River and the general area west, northwest, and southwest of the city (see Figure 6). Their mission was identical to that of RCT-2, and they remained in the area until 25 November 1945 when BLT-2 moved to Saga, and BLT-1 and the RCT-6 Command Post moved to Sasebo. By 6 December 1945, all RCT-6 personnel had departed the Nagasaki area.

Regimental Combat Team-8 (RCT-8). These troops debarked at Nagasaki near the Dejima Wharf on 24 September. On the same day the entire RCT, with the exception of a few work parties unloading supplies, moved to Isahaya, about 10 miles northeast of Nagasaki. RCT-8 remained at Isahaya until 8 October when they moved to Kumamoto. Other than passing through on the day of arrival, RCT-8 had no involvement in the occupation of Nagasaki.

Artillery Group (Primarily the 10th Marine Regiment). The 10th Marine Regiment landed at Nagasaki on 24 September and proceeded directly to Isahaya where they established their command post and billets. The 10th Marine area of responsibility included the area around Isahaya and the Shimabara Peninsula. Their area of responsibility was expanded on 2 November 1945 when they were assigned the area in the vicinity of Nagasaki vacated by the move of RCT-2 to southern Kyushu. On 5 November, the 1st Battalion of the 10th Marines moved to Kamigo Barracks and took over the Military Police

responsibility for the city of Nagasaki formally assigned to the 1st BLT of RCT-2. With the departure of RCT-6 (25 November-6 December, 1945), and the major elements of the 2d Division Headquarters during the first week of January 1946, the 10th Marines plus a cadre of remaining medical, service and engineer troops inherited sole responsibility for the occupation of Nagasakr. Second Marine Division Muster Rolls show the last of the 10th Marines Regiment departed Nagasakr on 21-26 June 1946.

Second Tank Battalion. The 2d Tank Battalion debarked at the Kowaminami Shipyard just north of the village of Fukahori, about 9 miles southeast of Nagasaki. Unloading operations were completed on 25 September 1945, and a command post and billets were established in the shipyard. Due to the nature of the terrain, tanks could not be easily operated in the area; therefore the 2d Tank Battalion remained headquartered in Fukahori throughout their occupation period. Fukahori was located in the RCT-2 zone of responsibility, and on 1 October the Tank Battalion was formally assigned to the RCT. From 17 October to 7 November 1945, the battalion furnished a guard detachment of 36 enlisted men and 2 officers to RCT-2 for Military Police duty in the city of Nagasaki. On 8 November 1945 the Tank Battalion was reassigned to the Artillery Group (10th Marines) as they had replaced RCT-2. Every other day beginning 8 November, the Battalion furnished 76 men to the 10th Marines for guard duty in Nagasaki. On 28 November 1945, the battalion was assigned a section of the city for full-time guard duty. This assignment required 60 men per day. Muster Rolls Indicate that the 2d Tank Battalion departed the Nagasakr area on 27 December 1945.

Marine Observation Squadron 2 (VMO-2). The squadron debarked at Nagasaki on 23 September and went directly to Isahaya Airfield, over 10 miles northeast of Nagasakr. From there, the squadron conducted reconnaissance, courier, passenger, evacuation, and limited DDT spray flights. Some of these flights probably brought them to the "Atomic Field" landing strip in Nagasaki which opened on 11 October 1945.

Other Units. The above summary outlines the activities of the major units initially assigned to the 2d Marine Division for the occupation of the Nagasaki area. Certainly some other units moved into the area; for example, the 2d Marine Task Organization as of 8 November 1945 (Table 3) shows an

TABLE 3
TASK ORGANIZATION
2d MARINE DIVISION, REINFORCED
(As of 8 November 1945 - Operation Order 63)

DIVISION TROOPS (Assigned strength - see note)

- Division Headquarters Battalion (less detachments)
- 54th CIC A2B2 Detachment (Area)
- 498th CIC B3 Detachment (Combat)
- 498th CIC Detachment
- 93d Headquarters & Headquarters Detachment, Military Government Group
- 94th Material Control Detachment
- 1st Platoon 2d Amphibious Truck Company

SERVICE TROOPS (Assigned strength - see note)

- 2d Service Battalion (less detachments)
- 4th Separate Laundry Platoon
- 2d Medical Battalion* (less detachments)
- 2d Motor Battalion (less detachments)
- 3656th QM Truck Company (USA)
- Corps Evacuation Hospital A3
- Company "B" 264th Medical Battalion
- Company "C" 264th Medical Battalion
- 73d Field Hospital

ENGINEER GROUP (Assigned strength - see note)

- 2d Engineer Battalion (less Companies "A", "B" and "C")
- 43d NCB (less Company "A")
- 1298th Engineer (C) Battalion (USA)
- 2d Pioneer Battalion
- 2d Platoon, Bomb Disposal Company VAC

ARTILLERY GROUP (Assigned strength - 2950)

- 10th Marine Regiment
- Company "A" 43d NCB
- 2d Amphibious Truck Company (less 1st Platoon)
- Company "A" 20th Amphibious Truck Battalion (Prov)
- Detachment, Division Recon Company
- 2d Truck Battalion
- Tracked Vehicle Platoon, Ordnance Company

TABLE 3 (Continued)

REGIMENTAL COMBAT TEAM-2 (Assigned strength - 3615)

- 2d Marine Regiment
- Company C, 2d MT Battalion
- Company B, 2d Medical Battalion*
- Company C, 2d Medical Battalion
- Company A, 2d Engineer Battalion
- 1st Platoon Ordnance Company, 2d Service Battalion
- 1st Platoon Service Company, 2d Service Battalion
- 1st Platoon Automotive Repair Company, 2d MT Battalion
- Detachment Recon Unit
- Detachment A, Division Signal Company
- Detachment B, Division Signal Company
- 415th Malaria Survey Detachment
- Detachment VAC Military Government Team:
MIYAZAKI

REGIMENTAL COMBAT TEAM-6 (Assigned strength - 3690)

- 6th Marine Regiment
- Company A, 2d MT Battalion
- Company A, 2d Medical Battalion*
- Company B, 2d Engineer Battalion
- 3d Platoon Ordnance Company, 2d Service Battalion
- 2d Platoon Service Company, 2d Service Battalion
- 2d Platoon Automotive Repair Company, 2d MT Battalion

REGIMENTAL COMBAT TEAM-8 (Assigned strength - 3738)

- 8th Marine Regiment
- Company B, 2d MT Battalion
- Company E, 2d Medical Battalion*
- Company C, 2d Engineer Battalion
- 2d Platoon Ordnance Company, 2d Service Battalion
- 3d Platoon Service Company, 2d Service Battalion
- 3d Platoon Automotive Repair Company, 2d MT Battalion
- Division Recon Company (less detachment)
- Detachment C, Division Signal Company
- Detachment D, Division Signal Company

OBSERVATION SQUADRON (VMO-2)

HARBOR GROUP

- 1st Sep Headquarters and Supply Company (Prov)
- 124th Port Company, USA
- 24th Depot Company

*Majority were Navy Hospital Corpsmen

influx of some Army units (e.g., the 73d Field Hospital and two companies from the 264th Medical Battalion).

3.3.2 HIROSHIMA^{3,4,5}

As stated earlier, Hiroshima (Figure 7) was not chosen to be a port of debarkation or the Headquarters for occupation troops in western Honshu. Therefore, the occupation of Hiroshima involved considerably fewer troops than were located at Nagasaki and required few, if any, troop billets within the city limits.

The occupation of western Honshu was assigned to the I and X Corps of the Sixth Army. Responsibility for the Kure-Hiroshima area was initially assigned to the 41st Division of the X Corps, and the occupation began with the landing of the 1st Battalion of the 162d Infantry Regiment (41st Division) at Hiro on 6 October, 1945. Hiro is located approximately 15 miles southeast of Hiroshima. Soon after landing the 162d Infantry secured the Kure Naval Yard. On 7 October, the remainder of the 162d Infantry landed and moved into the Kure Submarine Base (Kure is approximately 11 miles southeast of Hiroshima). On the same day (7 October 1945) the 186th Infantry Regiment debarked and bivouacked at Kaidaichi, a suburb of Hiroshima, about 5 miles southeast of the center of the city.

The 186th Infantry immediately began improvements to their camp and initiated reconnaissance patrols into their area of responsibility, which included the City of Hiroshima. The 186th Regiment remained in Kaidachi until the inactivation of the 41st Division in December 1945. Typical operations within the city of Hiroshima are not well documented; however, the following events are recorded:

- 22 October 1945 - Checked Japanese supply dumps
- 26 October 1945 - Checked Japanese supply dumps
- 2 November 1945 - Sent reconnaissance party to Mitsubishi Heavy Industrial Corp. in Hiroshima to determine if heavy smelters were operational.
- 19 November 1945 - Burned black powder on Hiroshima Parade Grounds.

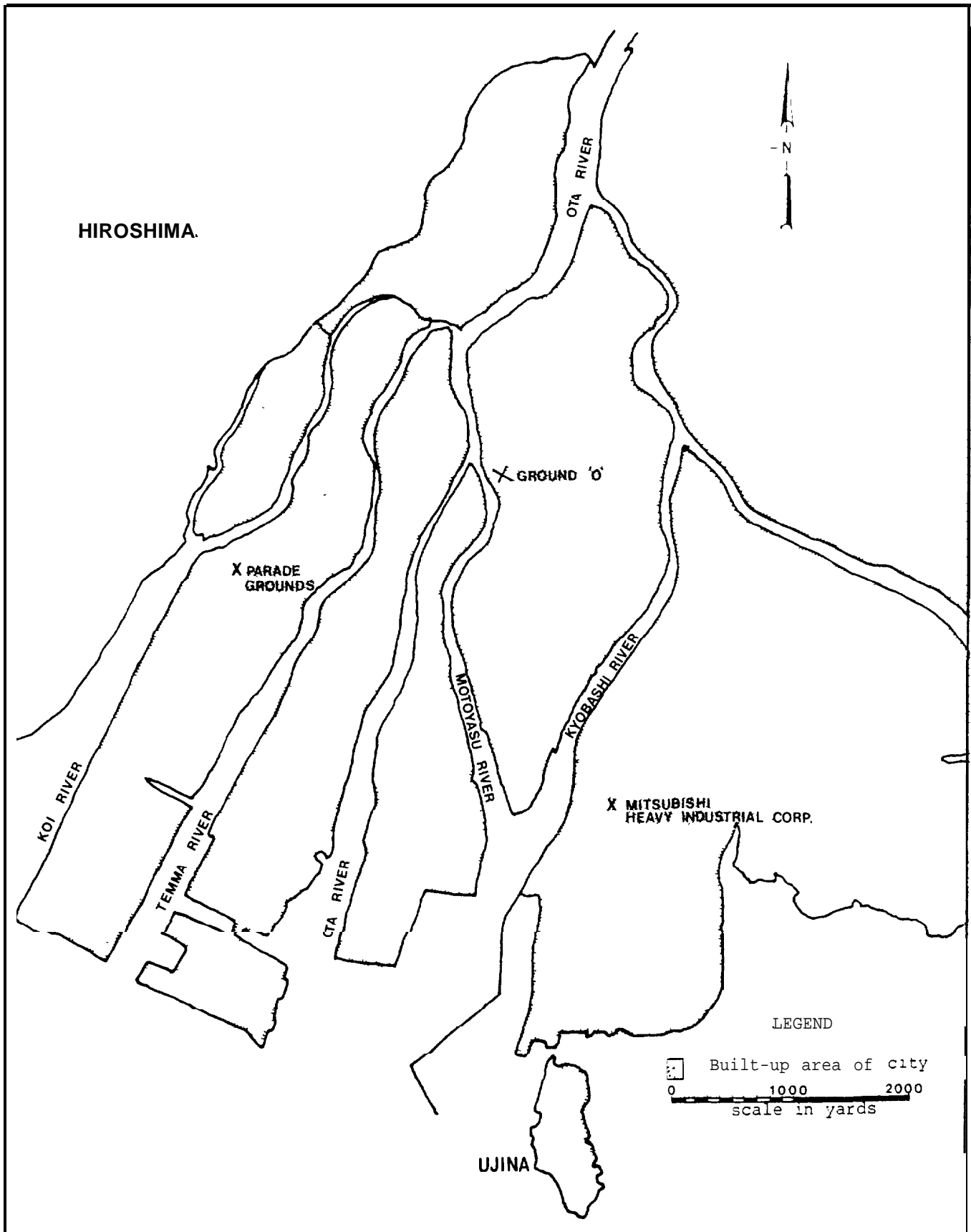


Figure 7. Hiroshima
39

27 November 1945 - Sent Patrol to Mitsubishi Heavy Industrial Corp. to **check and** inventory equipment. Destroyed Japanese equipment at demolition point in Hiroshima.

29 November 1945 - Burned guncotton on Hiroshima Parade Grounds.

The fact that these specific events are recorded in Reference 5 seems to indicate that daily operations in the city were not common.

Upon the deactivation of the 41st Division in December, the 24th Infantry Division, headquartered in Matsuyama, assumed control of Hiroshima Prefecture. The 34th Infantry regiment (24th Division) replaced the 186th and 162d Regiments of the 41st Division in **the** Hiroshima, Kaidachi, Kure, Hiro area on 1 December 1945 (approximate), **when** they established their headquarters at Hiro. The 34th Regiment was scattered over a very large area. The only unit in **the** immediate vicinity of Hiroshima was "G" company (approximately 160 men) of the 2d Battalion. G Company was quartered in Ujina, a small island in the delta area just south of Hiroshima.

The 34th Regiment moved its headquarters from Hiro to Himeji on 2 March 1946. On 6 March 1946, the 2d Battalion of the 34th Regiment including G Company that was stationed at Ujina was relieved of its responsibilities by the 67th Australian Infantry Battalion of the 34th Australian Infantry Brigade of the British Commonwealth Occupation Forces. Thus ended U.S. occupation in the Hiroshima area.

Section 4 DOSE ESTIMATES

4.1 EXPOSURE SCENARIO

Section 3 outlined the general activities of the occupation troops, dates that major units were assigned in the Nagasaki and Hiroshima areas, and provided some details relative to specific locations of work areas and living quarters (billets). It is important to note that all known locations for headquarters, command posts, and billets were outside the radiologically contaminated areas. Since the contaminated areas within the built-up portions of each city fell well inside the outer perimeter of the area of near-total destruction (see Figures 1-4), it seems reasonable to assume that virtually all such facilities were located outside the contaminated areas and that exposure to radiation occurred only during periodic trips into these areas (official or unofficial). An exception would be the possible exposure resulting from the consumption of contaminated drinking water. Since details regarding specific activities and time spent within the contaminated areas are rare, the dose estimates are reasonable upper limits derived from a "worst case" scenario. The "worst case" scenario assumes that a hypothetical serviceman remains with his unit for the duration of the unit's entire occupation period, and during that time period, he spends 8 hours per day within the small area defined by the highest radiation intensity contour.

4.2 CALCULATIONS

Two distinct and separate contaminated areas are associated with each city; therefore, each contaminated area is considered separately. Obviously the results are not additive since the hypothetical serviceman cannot be present in each location at the same time. Since the fallout in Hiroshima was insignificant compared to that near Nagasaki and the Hiroshima occupation troops arrived later and stayed for a shorter time, ingestion and inhalation doses from the fallout field are calculated for Nagasaki only. The comparable doses at Hiroshima would be much smaller.

The methodology used for the calculations is straightforward. The dose received from exposure to the radiation sources outside the body (external emitters) is simply the time integral of the dose rate (which varies with radiological decay) over the exposure period. Calculation of the dose received from radionuclides inhaled or ingested is somewhat more complex.

4.2.1 Inhalation Dose

Since there were no air samples taken during troop activities in the contaminated areas, the inhalation dose is calculated indirectly from estimates of the amount of contamination in the soil at the time of occupation troop arrival. For the fallout fields, the surface activity ($\mu\text{Ci}/\text{m}^2$) is calculated from the gamma Intensity (mR/hr) measured 1 meter above the ground using a ratio ($\mu\text{Ci}/\text{m}^2$ per mR/hr) determined in Reference 25 for similar conditions after a nuclear weapon test shot at the Nevada Test Site. The plutonium content of the soil around the Nishiyama Reservoir outside Nagasaki is estimated from soil sample data.²⁰ For the induced activity fields, the surface activity determined experimentally by Hashizume¹⁵ and Arakawa¹⁴ is used. Once the surface activity is known, and corrected for radiological decay, the airborne concentration is calculated by the application of a resuspension factor, which is the ratio of the amount of material in the air to that which is on the ground immediately below ($\mu\text{Ci}/\text{m}^3$ per $\mu\text{Ci}/\text{m}^2$). Numerous experiments have been conducted to study the resuspension of radioactive materials deposited on the ground under different conditions. Stewart¹⁶ has tabulated resuspension factors that range from 1×10^{-3} to $1 \times 10^{-11} \text{ m}^{-1}$ depending on the conditions and the type of material studied. For this study, a high resuspension factor of 1×10^{-4} is selected for application in the Induced activity fields around GZ since there is evidence of some mechanical dust-producing activities in these areas (e.g., clearing debris, construction of an airstrip). A value of $1 \times 10^{-5} \text{ m}^{-1}$ is chosen for the fallout fields. The amount of radioactive material inhaled is calculated by multiplying the airborne concentration ($\mu\text{Ci}/\text{m}^3$) by the breathing rate (m^3/hr) of a "standard man" and integrating over the duration of exposure (hr). From the amount of radioactive material inhaled, the 50 year dose-equivalent commitment (rem) to the body organ of interest is calculated by the application

of an appropriate “dose conversion factor” (rem/ μ Ci inhaled). The dose conversion factors, taken from references 22 and 23, are based on the latest lung model and metabolic data developed by the International Commission on Radiological Protection.

4.2.2 Ingestion Dose (Drinking Water)

The fallout field at Nagasaki centered around the Nishiyama Reservoir, one of four reservoirs that served the city. However, for this “worst case” calculation, it is assumed that only the Nishiyama Reservoir is used. The XI-year dose-equivalent commitment resulting from ingestion of water from the reservoir is calculated as follows: First, the concentration of radionuclide in the reservoir is calculated by multiplying the surface activity (μ Ci/m²) as determined for the inhalation dose, by the surface area of the reservoir (m²) and dividing by its capacity (m³). Because the runoff from the surrounding contaminated land area would have increased the concentration, this effect is considered by the application of an adjustment factor based on the size of the catchment area and a runoff coefficient. Assuming complete mixing (homogeneous mixture), the quantity of radioactive material ingested is calculated by integrating the product of the concentration (μ Ci/m³) and the average water intake of a “standard man” (m³/day) over the duration of exposure (days). The 50-year dose to the organ of interest is then determined by the application of the appropriate “dose conversion factor” (rem/ μ Ci ingested), as done for the inhalation dose calculations. The dose conversion factors for the ingestion calculation are also taken from references 22 and 23. See Appendix E.

4.3 UPPER LIMIT RESULTS

The NMRI survey was chosen as the basis for the calculations since the measurements were made at 1 meter above the ground and should be more representative of whole body exposure. The maximum recorded radiation intensities are used in the calculations.

The following exposure durations, taken from information in Section 3, are used in the calculations:

Nagasaki:

2d Marine Division - 16 Sept 1945 (D+38; H+912) to
2 July 1946 (D+327; H+7848)

Nishiyama:

2d Marine Division (RCT-2) - 24 Sept 1945 (D+46; H+1104) to
12 Nov 45 (D+95; H+2280)

2d Marine Division (Artillery Group) - 2 Nov 1945 (D+85; H+2040) to
26 June 46 (D+321; H+7704)

Hiroshima (all portions):

41st Division (186th Regiment) 7 Oct 1945 (D+62; H+1488) to
1 Dec 45 (D+117; H+2808)

24th Division (34th Regiment) 1 Dec 1945 (D+117; H+2808) to
2 Mar 46 (D+208; H+4992)

The upper limit dose estimates are given in Table 4. See Appendices A-E for details regarding each calculation.

TABLE 4
UPPER LIMIT DOSE ESTIMATES

	HIROSHIMA				NAGASAKI		
	GROUND ZERO		FALLOUT AREA		GROUND ZERO	NISHIYAMA AREA	
	41st DIV	24th DIV	41st DIV	24th DIV	2d DIV	2d DIV (RCT-2)	2d DIV (ARTY GROUP)
External Dose	0.030 rem	0.030 rem	0.019 rem	0.014 rem	0.081 rem	0.47 rem	0.63 rem
Inhalation Dose*							
Bone	0.004 rem	0.004 rem	--	--	0.018 rem	0.14 rem	0.58 rem
RBM**	***	***	--	--	***	0.033 rem	0.13 rem
Whole Body	0.003 rem	0.003 rem	--	--	0.014 rem	0.017 rem	0.068 rem
Ingestion Dose*							
Bone	--	--	--	--	0.09 rem	0.02 rem	0.07 rem
RBM**	--	--	--	--	0.05 rem	0.01 rem	0.04 rem
Whole Body	--	--	--	--	0.03 rem	0.01 rem	0.02 rem

* 50-year dose equivalent commitment

**RBM - Red Bone Marrow

***RBM dose factor for SC-46 not available. RBM dose should be less than bone dose, but greater than whole body dose.

Section 5 DISCUSSION AND CONCLUSIONS

Whenever possible, a conservative approach leading to a "high-side" result was used in the calculations discussed in Section 4. For example, when compared to the wide range of resuspension factors reported by Stewart¹⁶, the values chosen for the inhalation dose calculations ($K = 1 \times 10^{-4}$ for the induced activity; $K = 1 \times 10^{-5}$ for the fallout) are from the high end of the spectrum. The larger value was chosen for the induced activity fields around ground zero since there is evidence of some dust producing activities in these areas. For example, Reference 8 states that an air strip was constructed at Nagasaki approximately 900 feet from GZ. That operation (delayed by rain which would keep the dust down) took 12 days. A lower value was selected for the fallout field around the Nishiyama Reservoir near Nagasaki since the area is a watershed (normally moist) and no dust producing activity by the occupation troops was reported. In both cases, the resuspension factor used is considered to be conservative since they compare with high values observed in desert terrain¹⁶. Certainly southern Japan cannot be compared with desert terrain. For example, about 1.2 meters of rain fell in Nagasaki, during September and October, 1945.²⁶ Furthermore, the same resuspension factor was assumed to apply for the entire duration of occupation troop exposure. Several authors have reported rapid decay of resuspension factors with time after the contaminating event due to "weathering" processes^{17,18}.

The inhalation dose factors used in the internal dose calculations assume a resuspended particle size distribution having an activity median aerodynamic diameter of 1 micron. It is doubtful that contaminated dust resuspended by construction operations would be that small. Therefore, the dose factor used in these calculations should produce a conservative result.

Most of the assumptions made in the dose estimate for the ingestion of drinking water should also result in a conservative result. No attempt was made to separate the fission products into water soluble/insoluble fractions and eliminate the insoluble portion through sedimentation or filtration processes that likely took place. Also, the calculations do not take into account that

there were at least 3 other reservoirs in the area and that local water was not declared safe for consumption (probably for bacteriological reasons) until 3 weeks after the troops arrived.* Drinking water was imported during the interim period.

Calculations relative to the neutron-induced activity fields are based on Arakawa's¹⁴ and Hashizume's¹⁵ determinations of the significant radionuclides present and their quantity. In each case, their findings were based on an estimate of the neutron fluence at ground level from the weapon (order of 10^{12} neutrons/cm²), and laboratory neutron activation of actual soil and building materials taken from Nagasaki and Hiroshima. Quantitatively, their findings depend on indirect estimates of the neutron fluence based on the specific activity of Co-60 measured in various iron materials that were exposed to the neutrons from each weapon. Qualitatively, their findings were determined directly by gamma-ray spectroscopy of the laboratory neutron-activated samples. In Appendix A, only Sc-46 and Co-60 were considered to be significant for the external dose calculation. Other radionuclides (Na-24, Mn-56, and Cs-134) were identified by Arakawa and Hashizume; however, they were not considered in the calculation due to short half life (Na-24 and Mn-56) or small relative quantity (Cs-134). In Appendix C, the same two radionuclides (Sc-46 and Co-60) were considered in the inhalation dose calculation. A radiochemical separation of the neutron-activated samples showed small amounts of Fe-59, Zn-65, and K-40 that were masked by and counted as Na-24, Co-60 or Sc-46 during the gamma-ray spectroscopy analysis mentioned above. Since the inhalation dose factors for Fe-59 and Zn-65 are similar to those of Co-60 and Sc-46, their presence would not affect the overall result. The low decay rate and small amount of K-40 make it insignificant. The small relative abundance of Cs-134 (and similar dose factor) makes this isotope insignificant also. Pure beta emitters such as Ca-45 and P-32 that would not have been detected by gamma spectroscopy were also considered as potential contributors to the internal dose. None were present in sufficient quantity to affect the internal dose to the level of significance reported.

Finally, it must be emphasized that the dose estimates presented in Section 4 apply to an individual who stayed in an area of maximum contamination for eight hours per day for a long time period (2-10 months). In each case,

these areas of maximum radiation intensity were quite small (approximately 0.1 km^2) and the contamination fell off rapidly with distance outward. Considering the results of the earliest survey (Manhattan District Survey, Figures 1 and 2) and the size of the built-up areas of each city¹², the extent of the contamination is shown below:

City	Built-up Area	Contaminated Area	
		Measurable	>0.1 mR/hr
Hiroshima	17.9 km ²	✓ 8.9 km ² (50%)	✓ 0.16 km ² (0.9%)
Nagasaki	10.4 km ²	✓ 1.5 km ² (14%)	<0.1 km ² (1%)

Note that the fallout field at Nagasaki was outside the major built-up portion of the city.

As the above table indicates, the section of either city with a radiation level greater than 0.1 mR/hr (at the time of the surveys near the beginning of the occupation period) consisted of no more than 1 percent of the entire built-up area. Measurable contamination was recorded over only 50 percent of the Hiroshima built-up area and 14 percent of Nagasaki's. Thus, the upper limit estimates for the doses from induced activity given in Section 4.3 are high by at least a factor of two assuming random movement throughout the city.

With respect to the Nishiyama area, there is **no** record or rationale for stationing occupation units in the area of peak activity (which includes the reservoir itself) over the entire period assumed in the upper limit dose calculation. This area was mountainous, sparsely populated, and had few roads; therefore, it would have been of little interest other than for sightseeing. Patrols were probably conducted but with **not** nearly the exposure duration that has been assumed and almost certainly not with the same individuals on each patrol. In addition, as stated in Section 3.3.1, **the responsibility** of RCT-2, and later the Artillery Group, encompassed an area much larger (by at least an order of magnitude) than the area of contamination at Nishiyama. All of these aspects suggest that the upper limit estimates for RCT-2 and the Artillery Group given in Section 4.3 are probably too high by at least a factor of 10.

REFERENCES

1. Glasstone, S., "The Effects of Nuclear Weapons," published by the U.S. Department of Defense and Department of Energy, 3rd edition, 1977.
2. "Radiology in World War II," Medical Dept., U.S. Army, Office of the Surgeon General, Editor-in-Chief, Col. Arnold Ahnfeldt, 1966.
3. Sixth U.S. Army, "Report of the Occupation of Japan," 22 September 1945-30 November 1945.
4. 24th Infantry Division Historical Committee, "The 24th Infantry Division: A Brief History," Kokura, Japan, 1947.
5. Unpublished Unit Histories and After-Action Reports of the 41st and 24th Infantry Divisions, U.S. Army.
6. Frank, B.M. and H.I. Shaw, "History of the U.S. Marine Corps Operations in World War II, Volume V, Victory and Occupation," Historical Branch, G-3 Division, Headquarters, U.S. Marine Corps, 1968.
7. Historical Branch, G-3 Division Hq. U.S.M.C., Washington, D.C., "The United States Marines in the Occupation of Japan", Marine Corps Historical Reference Pamphlet , Reprinted 1969.
8. Second Marine Division, "Report on the Occupation of Japan," 1 Dec 1945.
9. Tybout, C.E., "Final Report of Findings of the Manhattan District Atomic Bomb Investigating Groups, at Hiroshima and Nagasaki," Part B, Memorandum to Col. Stafford L. Warren from Capt. H.L. Barnett, 19 April 1946.
10. Pace, N. and R. E. Smith, "Measurement of the Residual Radiation Intensity at the Hiroshima and Nagasaki Atomic Bomb Sites," Technical Report 26-59, Atomic Bomb Casualty Commission, 1959.
11. Warren, S., "Target Report-Atomic bombs, Hiroshima and Nagasaki," Article I, Medical Effects, Report of U.S. Naval Technical Mission to Japan, X-28-1.
12. U.S. Strategic Bombing Survey, "The Effects of Atomic Bombs on Hiroshima and Nagasaki," Chairman's Office, 30 June 1946.
13. U.S. Strategic Bombing Survey, "The Effects of the Atomic Bomb on Nagasaki, Japan. Volumes I and II, June 1947.
14. Arakawa, E.T., "Residual Radiation in Hiroshima and Nagasaki," Technical Report 02-62, Atomic Bomb Casualty Commission, 1962.

15. Hashizume, T., et al., "Estimation of Gamma-Ray Dose from Neutron Induced Radioactivity in Hiroshima and Nagasaki," Health Physics, Vol. 17, 1969.
16. Stewart, K., "The Resuspension of Particulate Material from Surface," Proceedings of a Symposium on Surface Contamination, Gatlinburg, Tennessee, June 1964. Edited by B.R. Fish, Pergamon Press.
17. Anspaugh, L.R., et al., "Evaluation of the Resuspension Pathway Toward Protective Guidelines for Soil Contaminated with Radioactivity," in Proceedings of a Seminar, Protoroz, 20-24 May 1974, organized by the IAEA and WHO with support from UNEP.
18. Anspaugh, L.R., et al., "Resuspension **and** Redistribution of Plutonium in Soils," Health Physics, Vol. 29 (October 1955).
19. Okajima, S., "Radioactive Fallout Effects of Nagasaki Atomic Bomb," Health Physics, Vol. 34, **June 1978.**,
20. Masonobu Sakanoue and Taeko Tsuji, "Plutonium Content of Soil at Nagasaki," Nature, Vol. 234, Nov. 1971, pp. 92-93.
21. Hoenes, G.R. and J.K. Soldat, "Age-Specific Radiation Dose Commitment Factors for a One-Year Chronic Intake," U.S.N.R.C. NUREG O-172, Nov. 1977.
22. Killough, G.G., et al., "Estimates of Internal Dose Equivalent to 22 Target Organs for Radionuclides Occurring in Routine Releases from **Nuclear** Fuel-Cycle Facilities," ORNL/NUREG/TM- 190/V2, Volume I, June 1978.
23. Dunning, D.E., et al., "Estimates of Internal Dose Equivalent to 22 Target Organs for Radionuclides Occurring in Routine Releases from Nuclear Fuel-Cycle Facilities," ORNL/NURGE/TM- 190/V2, Volume II, Nov. 1979.
24. "ORIGEN Isotope Generation and Depletion Code-Matrix Exponential Method," CC-217, Oak Ridge National Laboratory, Oak Ridge, Tennessee, June 1977.
25. Goetz, J.L., et al., "Analysis of Radiation **Exposure** for Task Force BIG BANG, Shot GALILEO, Exercise Desert Rock VII-VIII, Operation Plumb-bob, DNA 4772F, 9 April 1980.
26. Takeshita, K., "Residual Radiation from the Atomic Bomb at Hiroshima" Proc. Hiroshima University, RINMB 13:1-8 (1972).

APPENDIX A
 CALCULATION OF DOSE FROM EXTERNAL EMITTERS
 (INDUCED ACTIVITY)
 HIROSHIMA AND NAGASAKI

Hiroshima:

Considering the weapon height of burst and the radiation patterns determined by measurements taken on 1-2 November 1945 (see Fig. 4), it can be safely assumed that the gamma radiation detected around GZ resulted from neutron-induced activity in the soil and building materials. In an effort to estimate the external dose to Hiroshima and Nagasaki residents from this induced activity, Hashizume, et al., made calculations based on data determined experimentally¹⁵. Samples of soil, roof-tile, brick, asphalt, concrete, and wood were collected from Hiroshima and Nagasaki, and analyzed by neutron activation. Using this analysis, Hashizume concluded that only Na-24, Mn-56, Sc-46, Co-60, and Cs-134 need be considered in his dose estimate.

Due to the short half-lives of Na-24 (15 hours) and Mn-56 (2.57 hours), these two isotopes become insignificant at the time of occupation troop arrival at Hiroshima (H+1488) and Nagasaki (H+912). Therefore, only the longer lived isotopes of Sc-46 (84 days), Co-60 (5.2 years) and Cs-134 (2 years) need be considered in this dose estimate for the occupation units.

Using the Hiroshima soil composition data obtained from the neutron activation analysis mentioned above and estimates of the thermal neutron fluence on the ground surface at Hiroshima resulting from the bomb, Hashizume determined the specific activities ($\mu\text{Ci/g}$) of the soil and various building materials (immediately after detonation) shown below:

	<u>Sc-46</u>	<u>Co-60</u>	<u>cs-134</u>
Soil	5×10^{-5}	0.5×10^{-5}	2×10^{-7}
Roof-tile	17×10^{-5}	1.3×10^{-5}	5×10^{-7}
Brick	11×10^{-5}	1.1×10^{-5}	2×10^{-7}
Concrete	9×10^{-5}	0.8×10^{-5}	4×10^{-7}
Average	10.5×10^{-5}	0.92×10^{-5}	3.25×10^{-7}

From the data presented above, it is evident that Sc-46 and Co-60 were the major contributors to the gamma radiation measurements made in the ground zero area at Hiroshima on 1-2 November 1945. Since Sc-46, and Co-60 both emit 2 gamma rays per disintegration with approximately the same average energy (Co-60 slightly higher), it can be assumed that the gamma intensity measured in air from each isotope follows the same ratio as their relative specific activities in the soil and building materials. Using the average specific activities, the ratio of Sc-46 to Co-60 at time $t=0$ would be:

$$\frac{10.5 \times 10^{-5}}{0.92 \times 10^{-5}} = 11.4 \text{ 1 or 92\% k-46; 8\% Co-60}$$

For each significant radionuclide, the intensity at any time can be calculated from the following expression:

$$R_t = R_o e^{-\lambda t}$$

where R_t = Intensity at time t (mR/hr)
 R_o = Intensity at time $t = 0$ (mR/hr)
 λ = decay constant = $0.693/T_{1/2}$ in hours
 t = time (hours).

From Figure 4, the highest intensity contour in the neutron-activation field around GZ was 0.069 mR/hr on 1 November 1946, (D+87; H+2088). The contribution to this intensity from Sc-46 and Co-60 would be:

$$R_t = A R_o e^{-\lambda_1 t} + B R_o e^{-\lambda_2 t} = 0.069 \text{ mR/hr}$$

where λ_1 = decay constant for Sc-46 = $0.693/2016 \text{ hr} = 0.0003438 \text{ hr}^{-1}$
 λ_2 = decay constant for Co-60 = $0.693/45552 \text{ hr} = 0.0000152 \text{ hr}^{-1}$
 A = fraction* of Sc-46
 B = fraction* of Co-60

Therefore:

$$R_o = \frac{R_t}{A e^{-\lambda_1 t} + B e^{-\lambda_2 t}}$$

$$R_o = \frac{0.069}{(0.92)e^{-(0.0003438)(2088)} + (0.08)e^{-(0.0000152)(2088)}}$$

$$R_o = 0.13 \text{ mR/hr}$$

Assuming that exposure to 1 roentgen results in a dose of 1 rem, the dose (D) received from each significant radionuclide from time (t_i) to time (t_f) can be calculated from the following expression:

$$D = \int_{t_i}^{t_f} R_o e^{-\lambda t} dt = \frac{R_o}{\lambda} (e^{-\lambda t_i} - e^{-\lambda t_f})$$

Therefore, at Hiroshima, the dose received by a hypothetical serviceman from the 41st Division from SC-46 over the period 7 October 1945 (H+1488) to 1 December 1945 (H+2808) is calculated as follows:

$$\begin{aligned} D &= \frac{AR_o}{\lambda_1} (e^{-\lambda_1 t_i} - e^{-\lambda_1 t_f}) \\ &= \frac{(0.92)(0.13)}{0.0003438} (e^{-(0.0003438)(1488)} - e^{-(0.0003438)(2808)}) \\ &= 76 \text{ mrem} = 0.076 \text{ rem} \end{aligned}$$

The dose from Co-60 would be:

$$\begin{aligned} D &= \frac{BR_o}{\lambda_2} (e^{-\lambda_2 t_i} - e^{-\lambda_2 t_f}) \\ &= \frac{(0.08)(0.13)}{0.0000152} (e^{-(0.0000152)(1488)} - e^{-(0.0000152)(2808)}) \\ &= 13 \text{ mrem} = 0.013 \text{ rem} \end{aligned}$$

Assuming an 8 hour per day exposure, the total dose would be:

$$D = \frac{76 + 13}{3} \approx 30 \text{ mrem or } 0.03 \text{ rem}$$

The dose received by a hypothetical serviceman from the 24th Division from 1 December 1945 (H+2808) to 2 March 1946 (H+4992) would be:

From SC-46:

$$\begin{aligned} D &= \frac{AR_o}{\lambda_1} (e^{-\lambda_1 t_i} - e^{-\lambda_1 t_f}) \\ &= \frac{(0.92)(0.13)}{0.0003438} (e^{-(0.0003438)(2808)} - e^{-(0.0003438)(4992)}) \\ &= 70 \text{ mrem} \end{aligned}$$

From Co-60:

$$\begin{aligned} D &= \frac{BR_o}{\lambda_2} (e^{-\lambda_2 t_i} - e^{-\lambda_2 t_f}) \\ &= \frac{(0.08)(0.13)}{0.0000152} (e^{-(0.0000152)(2808)} - e^{-(0.0000152)(4992)}) \\ &= 21 \text{ mrem} \end{aligned}$$

Assuming an 8 hour per day exposure, the total dose would be:

$$D = \frac{70+21}{3} \approx 30 \text{ mrem or } 0.03 \text{ rem}$$

Nagasaki:

Using a similar approach, Arakawa¹⁴ estimated the specific activity of SC-46 and Co-60 (at time of burst) in the Nagasaki soil to be:

$$\begin{aligned} \text{SC-46} &= 16.7 \times 10^{-5} \text{ } \mu\text{Ci/g (average)} \\ \text{Co-60} &= 1.1 \times 10^{-5} \text{ } \mu\text{Ci/g} \end{aligned}$$

Using the same methodology used in the Hiroshima calculation and the measurements made at GZ in Nagasaki (0.069 mR/hr on 21 October or H+1512, the midtime of the NMRI Survey):

$$\begin{aligned}
 R_o &= \frac{R_t}{Ae^{-\lambda_1 t} + Be^{-\lambda_2 t}} \\
 &= \frac{0.069}{(0.938)e^{-(0.0003438)(1512)} + (0.062)e^{-(0.0000152)(1512)}} \\
 &= 0.11 \text{ mR/hr}
 \end{aligned}$$

Therefore, at Nagasaki, the dose received from Sc-46 over the period 16 September 1945 (H+912) to 2 July, 1946 (H+7848) is calculated as follows:

$$\begin{aligned}
 D &= \frac{AR_o}{\lambda_1} (e^{-\lambda_1 t_i} - e^{-\lambda_1 t_f}) \\
 &= \frac{(0.938)(0.11)}{0.0003438} (e^{-(0.0003438)(912)} - e^{-(0.0003438)(7848)}) \\
 &= 199 \text{ mrem}
 \end{aligned}$$

The dose from Co-60 over the same period:

$$\begin{aligned}
 D &= \frac{BR_o}{\lambda_2} (e^{-\lambda_2 t_i} - e^{-\lambda_2 t_f}) \\
 &= \frac{(0.062)(0.11)}{0.0000152} (e^{-(0.0000152)(912)} - e^{-(0.0000152)(7848)}) \\
 &= 44 \text{ mrem}
 \end{aligned}$$

The total dose considering an 8 hour/day exposure:

$$D = \frac{199+44}{3} = 81 \text{ mrem or } 0.081 \text{ rem}$$

APPENDIX B
 CALCULATION OF DOSE FROM EXTERNAL EMITTERS
 (FISSION PRODUCTS)
 HIROSHIMA AND NAGASAKI/NISHIYAMA

According to Glasstone¹, the gamma intensity from early fallout decays with time after the detonation (up to 4000 hours) according to $t^{-1.2}$, where t equals the time after detonation in hours. Between 4000 hours and 7700 hours (extent of time of interest for this study), the decay is approximately $t^{-2.2}$. Therefore, the intensity (R_t) in mR/hr at any time (t) in hours can be calculated from the following expression:

$$R_t = R_1 t^{-1.2}, t < 4000$$

$$R_t = R_1 (4000)^{-1.2} \left(\frac{t}{4000}\right)^{-2.2}, t > 4000$$

where R_1 = Reference time (H+1) intensity (mR/hr)

Since exposure to 1 roentgen of gamma radiation results in a dose of 1 rem, the dose (D) in rems resulting from an exposure from time (t_i) to a later time (t_f) can be calculated by integrating the above expression as follows:

$$D = \int_{t_i}^{t_f} R_1 t^{-1.2} dt = 5R_1 (t_i^{-0.2} - t_f^{-0.2}), \text{ for } t_f < 4000$$

$$D = \int_{t_i}^{4000} R_1 t^{-1.2} dt + \int_{4000}^{t_f} R_1 (4000)^{-1.2} \left(\frac{t}{4000}\right)^{-2.2} dt$$

$$= R_1 \left[5(t_i^{-0.2} - 4000^{-0.2}) + \frac{4000}{1.2} (4000^{-1.2} - t_f^{-1.2}) \right], \text{ for } t_f > 4000$$

In order to reflect an 8 hour per day exposure during the period, the above equation is divided by 24/8 or 3.

Hiroshima Calculation:

From Figure 4, the maximum intensity in the downwind fallout field (west of Kōi River) was 0.042 mR/hr on 1 November 1945 (D+87; H+2088). Therefore:

$$R_1 = \frac{R_t}{t^{-1.2}} = \frac{0.042}{2088^{-1.2}} \approx 405 \text{ mR/hr}$$

The dose received by a hypothetical serviceman from the 41st Division (186th Regiment) from 7 October 1945 (D+62; H+1488) to 1 December 1945 (D+117; H+2808) would be:

$$D = \frac{5(405)(1488^{-0.2} - 2808^{-0.2})}{3}$$
$$\approx 19 \text{ mrem or } 0.019 \text{ rem}$$

The dose received by a hypothetical serviceman from the 24th Division (34th Regiment) from 1 December 1945 (D+117; H+2808) to 2 [March 1946 (D+208; H+4992)] would be:

$$D = \frac{405}{3} \left[5(2808^{-0.2} - 4000^{-0.2}) + \frac{4000}{1.2} (4000^{-1.2} - 4992^{-1.2}) \right]$$
$$\approx 14 \text{ mrem or } 0.014 \text{ rem}$$

Nagasaki/Nishiyama Calculation:

From Figure 3, the highest intensity in the downwind fallout field around the Nishiyama Reservoir was 1.080 mR/hr on 21 October 1945 (mid-time of survey; D+73; H+ 1752).

$$R_1 = \frac{R_t}{t^{-1.2}} = \frac{1.080}{1752^{-1.2}} \approx 8427 \text{ mR/hr}$$

The dose received by a hypothetical serviceman from the 2d Marine Division (RCT-2) from 24 September 1945 (D+46; H+1104) to 12 November 1945 (D+95; H+2280) would be:

$$D = \frac{5(8427)(1104^{-0.2} - 2280^{-0.2})}{3}$$

$$\approx 470 \text{ mrem or } 0.47 \text{ rem}$$

The dose received by a hypothetical serviceman from the 2d Marine Division (Artillery Croup) from 2 November 1945 (D+85; H+2040) to 26 June, 1946 (D+321; H+7704) would be:

$$D = \frac{8427}{3} \left[5(2040^{-0.2} - 4000^{-0.2}) + \frac{4000}{1.2} (4000^{-1.2} - 7704^{-1.2}) \right]$$

$$\approx 630 \text{ mrem or } 0.63 \text{ rem}$$

—

APPENDIX C
 CALCULATION OF DOSE FROM INTERNAL EMITTERS
 (INHALED INDUCED ACTIVITY)
 HIROSHIMA AND NAGASAKI

In Appendix A it was determined that Sc-46 and Co-60 were the only isotopes of significance remaining in the Gi! area at the time of occupation troop entry into Hiroshima and Nagasaki. Average specific activities (μ Ci/g) for soil and building materials determined by Arakawa¹⁴ and Hashizume, et al.,¹⁵ at time zero (immediately after detonation) are shown below:

	<u>Sc-46</u>	<u>Co-60</u>
Hiroshima	10.5×10^{-5}	0.92×10^{-5}
Nagasaki*	16.7×10^{-5}	1.1×10^{-5}

Assuming a composite (soil and building materials) density of 2.0 grams per cubic centimeter, the **concentration** (μ Ci/cm³) of these materials are shown below

	<u>Sc-46</u>	<u>Co-60</u>
Hiroshima	21.0×10^{-5}	1.84×10^{-5}
Nagasaki	33.4×10^{-5}	2.2×10^{-5}

Assuming that the top centimeter of soil and/or crushed building material is available for resuspension, a conservative value (10^{-4}m^{-1}) for a resuspension factor and a breathing rate of $1.3 \text{ m}^3/\text{hr}$, the quantity (μ Ci) of each radionuclide inhaled during the entire occupation period is calculated as follows:

*Soil only

$$Q = \frac{SA_0 \times K \times BR}{3} \int_{t_i}^{t_f} e^{-\lambda t} dt$$

$$Q = \frac{SA_0 \times K \times BR}{3\lambda} (e^{-\lambda t_i} - e^{-\lambda t_f})$$

where

- Q = Quantity inhaled (μCi)
- SA_0 = Surface activity at time zero ($\mu\text{Ci}/\text{m}^2$)
- K = Resuspension factor (m^{-1})
- BR = Breathing Rate (m^3/hr)
- t_i = Time of entry (hr)
- t_f = Time of departure (hr)
- λ = Decay constant
- 3 = Exposure Factor (8 hour/day exposure)

Results:

For Hiroshima:	<u>41st Division</u> $(t_i=1488; t_f=2808)$ <u>0</u> Sc-46 = 0.058 μCi Co-60 = 0.010 μCi	<u>24th Division</u> $(t_i=2808; t_f=4992)$ <u>0</u> Sc-46 = 0.053 μCi Co-60 = 0.017 μCi
----------------	--------------------------------------------------------------------------------------------------------------------------------	--------------------------------------------------------------------------------------------------------------------------------

For Nagasaki: ($t_i=912; t_f=7848$)

Sc-46 = 0.28 μCi
Co-60 = 0.062 μCi

Using 50-year dose commitment factors from references 21 and 22, the dose to the bone and to the whole body is calculated as follows:

$$D = Q \times DF \text{ (for organ of interest)}$$

where

- D = 50-year dose commitment (rem)
- Q = Quantity Inhaled (μCi)
- DF = Dose Factor (rem/ μCi Inhaled)

For Hiroshima (41st Division)

From Sc-46:

$$\text{Whole body dose} = 0.058 \times 3.11 \times 10^{-2} = 1.8 \times 10^{-3} \text{ rem}$$

$$\text{Bone dose} = 0.058 \times 5.51 \times 10^{-2} = 3.2 \times 10^{-3} \text{ rem}$$

From Co-60:

$$\text{Whole body dose} = 0.010 \times 8.20 \times 10^{-2} = 0.8 \times 10^{-3} \text{ rem}$$

$$\text{Bone dose} = 0.010 \times 5.06 \times 10^{-2} = 0.5 \times 10^{-3} \text{ rem}$$

Totals:

$$\text{Whole body dose} = 2.6 \times 10^{-3} \text{ rem}$$

$$\text{Bone dose} = 3.7 \times 10^{-3} \text{ rem}$$

For Hiroshima (24th Division)

From Sc-46:

$$\text{Whole body dose} = 1.7 \times 10^{-3} \text{ rem}$$

$$\text{Bone dose} = 2.9 \times 10^{-3} \text{ rem}$$

From Co-60:

$$\text{Whole body dose} = 1.4 \times 10^{-3} \text{ rem}$$

$$\text{Bone dose} = 0.9 \times 10^{-3} \text{ rem}$$

Totals:

$$\text{Whole body dose} = 3.1 \times 10^{-3} \text{ rem}$$

$$\text{Bone dose} = 3.8 \times 10^{-3} \text{ rem}$$

For Nagasaki

From Sc-46:

$$\text{Whole body dose} = 0.9 \times 10^{-2} \text{ rem}$$

$$\text{Bone dose} = 1.5 \times 10^{-2} \text{ rem}$$

From Co-60:

$$\text{Whole body dose} = 5.1 \times 10^{-3} \text{ rem}$$

$$\text{Bone dose} = 3.1 \times 10^{-3} \text{ rem}$$

Totals:

$$\text{Whole body dose} = 1.4 \times 10^{-2} \text{ rem}$$

$$\text{Bone dose} = 1.8 \times 10^{-2} \text{ rem}$$

APPENDIX D

CALCULATION OF DOSE FROM INTERNAL EMITTERS (INHALED FISSION PRODUCTS AND UNFISSIONED PLUTONIUM) NAGASAKI (NISHIYAMA)

FISSION PRODUCTS:

In Figure 3, the maximum radiation intensity recorded in the fallout field around the Nishiyama Reservoir was 1.080 mR/hr on 21 October, 1945, (midtime of the NMRI survey). Assuming the intensity decays according to $t^{-1.2}$, this level would be approximately 1.9 mR/hr on 24 September, 1945, the earliest date that RCT-2 could send patrols into the area.

The gamma radiation intensity (mR/hr) measured at one meter above the ground was related to the surface activity ($\mu\text{Ci}/\text{m}^2$) for the fallout from three nuclear weapons test shots at the Nevada Test Site.²⁵ For Shot Diablo, the ratio of the surface activity ($\mu\text{Ci}/\text{m}^2$) to the gamma intensity (mR/hr) was 179 to 1, forty-nine days after the detonation. Since the Diablo device and the Nagasaki weapon both used plutonium as the fissionable material and the time interval after the detonation is nearly the same (49 days vs. 46 days), this ratio can be used to estimate the surface activity at Nishiyama on 24 September 1945, as follows:

$$1.9 \text{ mR/hr} \times 179 (\mu\text{Ci}/\text{m}^2)/(\text{mR/hr}) \approx 340 \mu\text{Ci}/\text{m}^2$$

Using activity fractions of the fission product inventory at 1100 hours obtained from ORIGEN²⁴, the surface activity of each significant isotope at the earliest time of troop entry (24 September 1945, H+1104 hours) is calculated below:

$$SA_i = SA_t \times f_i$$

where SA_i = Surface activity of isotope i ($\mu\text{Ci}/\text{m}^2$)
 SA_t = Total surface activity ($340 \mu\text{Ci}/\text{m}^2$)
 f_i = Activity fraction of isotope i

<u>ISOTOPE</u>	<u>f</u>	<u>SA_i (μ Ci/m²)</u>
Sr-89	0.0358	12.22
Sr-90	0.0004	0.13
Y-90	0.0004	0.13
Y-91	0.0466	15.89
Zr-95	0.0840	28.66
Nb-95	0.062 1	21.19
Ru- 103	0.1433	48.89
Ru- 106	0.0212	7.23
Rh- 103m	0.1433	48.89
Rh- 106	0.0212	7.23
Te- 127m	0.0012	0.41
Te- 127	0.0012	0.41
Te- 129m	0.0078	2.66
Te- 129	0.0049	1.67
I-131	0.0185	6.31
Cs- 136	0.0019	0.64
cs- 137	0.00 11	0.37
Ba- 137m	0.00 10	0.35
Ba- 140	0.0653	22.29
La- 140	0.0749	25.55
Ce- 141	0.1219	41.59
Ce- 144	0.0216	7.37
Pr- 143	0.0648	22.11
Pr- 144	0.0216	7.37
Nd- 147	0.0197	6.72

The amount of each significant radionuclide inhaled during the occupation period is calculated using the following expression:

$$Q = \frac{SA_o \times K \times BR}{3} \int_{t_i}^{t_f} e^{-\lambda t} dt$$

$$Q = \frac{SA_o \times K \times BR}{3x} (e^{-\lambda t_i} - e^{-\lambda t_f})$$

- when:
- Q = Amount inhaled (μCi)
 - SA_o = Surface activity at time zero (μ Ci/m²)
 - K = Resuspension Factor (m⁻¹)
 - BR = Breathing Rate (m³/hr)
 - t_i = Time of entry (hr)
 - t_f = Time of departure (hr)
 - λ = Radiological Decay Constant (hr⁻¹)
 - 3 = Exposure Factor (8 hours/day exposure)

Using this equation, the amount of each isotope inhaled during the occupation period is shown below:

<u>ISOTOPE</u>	<u>Q(μ Ci inhaled)</u>	
	<u>RCT-2</u>	<u>Artillery Group</u>
Sr-89	4.59E-02	5.52E-02
Sr-90	6.67E-04	3.19E-03
Y-90	6.67E-04	3.19E-03
Y-91	6.16E-02	8.30E-02
Zr-95	1.14E-01	1.72E-01
Nb-95	8.43E-02	1.26E-01
Ru- 103	1.67E-01	1.44E-01
Ru- 106	3.52E-02	1.40E-01
Rh- 103m	1.67E-01	1.44E-01
Rh- 106	3.52E-02	1.40E-01
Sn- 123	5.86E-04	1.44E-03
Sn- 125	1.80E-04	1.05E-05
Te- 127m	1.78E-03	4.02E-03
Te- 127	1.79E-03	4.02E-03
Te- 129m	8.58E-03	6.11E-03
Te- 129	5.39E-03	3.83E-03
I- 131	7.50E-03	2.65E-04
Cs- 136	1.19E-02	1.84E-04
cs- 137	1.88E-03	8.98E-03
Ba- 137m	1.77E-03	8.41E-03
Ba- 140	3.97E-02	5.15E-03
La- 140	4.56E-02	5.91E-03
Ce- 141	1.31E-01	8.77E-02
Ce- 144	3.54E-02	1.25E-01
Pr- 143	4.14E-02	6.16E-03
Pr- 144	3.54E-02	1.25E-01
Nd- 147	1.06E-02	9.57E-04

The 50-year dose-equivalent commitment to the bone, red bone marrow (RBM) and the whole body resulting from the inhalation of these isotopes is calculated as follows:

$$D = Q \times DF \text{ (for organ of interest)}$$

where: D = Dose (rem)

Q = Quantity inhaled (μ Ci)

DF* = Dose Conversion factor (rem/ μ Ci inhaled)

*Dose factors from References 22 and 23.

FOR RCT- 2:

ISOTOPE	Q	DF (bone)	D (bone)	DF (RBM)	D (RBM)	DF (Whole Body)	D (Whole Body)
Sr- 89	4.59E-02	3.38E-02	1.55E-03	1.33E-02	0.61E-03	4.76E-03	0.21E-03
Sr- 90	6.67E-04	3.00	2.00E-03	1.10	0.74E-03	0.24	0.16E-03
Y- 90	6.67E-04	1.95E-03	*	8.39E-04	*	9.62E-04	*
Y- 91	6.16E-02	2.25E-02	1.38E-03	8.51E-03	0.52E-03	5.67E-03	0.35E-03
Zr-95	1.14E-01	9.15E-03	1.05E-03	5.46E-03	0.62E-03	5.55E-03	0.63E-03
Nb- 95	8.43E-02	1.22E-03	0.11E-03	1.61E-03	0.13E-03	1.94E-03	0.17E-03
Ru- 103	1.67E-01	9.12E-04	1.55E-03	1.25E-03	0.21E-03	1.98E-03	0.37E-03
Ru- 106	3.52E-02	8.76E-03	0.31E-03	9.37E-03	0.33E-03	6.18E-02	0.21E-03
Rh- 103m	1.67E-01	2.05E-08	*	2.28E-08	*	9.89E-07	*
Rh- 106	3.52E-02	1.14E-08	*	1.43E-08	*	3.44E-07	*
Te- 127m	1.78E-03	2.25E-03	*	2.52E-03	*	3.20E-03	*
Te- 127	1.79E-03	8.87E-06	*	4.09E-05	*	5.13E-05	*
Te- 129m	8.58E-03	3.51E-04	*	8.27E-04	*	5.54E-04	*
Te- 129	5.39E-03	2.25E-06	*	6.31E-06	*	1.80E-05	*
I- 131	7.50E-03	2.38E-04	*	2.02E-04	*	6.13E-04	*
Cs- 136	1.19E-02	6.70E-03	0.08E-03	7.91E-03	0.10E-03	6.00E-03	0.07E-03
cs- 137	1.88E-03	4.54E-02	0.08E-03	4.91E-02	0.10E-03	3.26E-02	0.06E-03
Ba- 137m	1.77E-03	1.70E-07	*	2.22E-07	*	3.21E-07	*
Ba- 140	3.97E-02	5.72E-03	0.23E-03	3.61E-03	0.14E-03	2.08E-03	0.08E-03
La- 140	4.56E-02	8.00E-04	0.04E-03	8.52E-04	0.04E-03	1.05E-03	0.05E-03
Ce- 141	1.31E-01	1.55E-02	2.03E-03	4.07E-03	0.54E-03	3.27E-03	0.05E-03
Ce- 144	3.54E-02	0.91	32.21E-03	0.35	12.46E-03	0.17	6.03E-03
Pr- 143	4.14E-02	1.10E-02	0.45E-03	3.36E-03	0.14E-03	2.14E-03	0.08E-03
Pr- 144	3.54E-02	1.03E-05	*	4.27E-06	*	9.75E-06	*
Nd- 147	1.06E-02	9.80E-03	0.11E-03	2.75E-03	0.02E-03	2.14E-03	0.02E-03
Totals			$\sqrt{43E-03}$ or 0.043 rem		$\sqrt{17E-03}$ or 0.017 rem		$\sqrt{9E-03}$ or 0.009 rem

*Less than 1E-05

NOTE: Read 4.59E-02 as 4.59×10^{-2}

FOR THE ARTILLERY GROUP:

ISOTOPE	Q	DF (bone)	D (bone)	DF (RBM)	D (RBM)	DF (Whole Body)	D (Whole Body)
Sr-89	5.52E-02	3.38E-02	1.86E-03	1.33E-02	0.73E-03	4.76E-03	0.26E-03
Sr-90	3.19E-03	3.00	9.56E-03	1.10	3.51 E-03	0.24	0.76E-03
Y-90	3.19E-03	1.95E-03	*	8.39E-04	*	9.62E-04	*
Y-91	8.30E-02	2.25E-02	1.87E-03	8.51 E-03	0.70E-03	5.67E-03	0.47E-03
Zr-95	1.72E-01	9.15E-03	1.57E-03	5.46E-03	0.94E-03	5.55E-03	0.95E-03
Nb-95	1.26E-01	1.22E-03	0.16E-03	1.61E-03	0.20E-03	1.94E-03	0.25E-03
Ru- 103	1.44E-01	9.12E-04	0.13E-03	1.25E-03	0.18E-03	1.98E-03	0.29E-03
Ru- 106	1.40E-01	8.76E-03	1.26E-03	9.37E-03	1.35E-03	6.18E-02	0.89E-03
Rh- 103m	1.44E-01	2.05E-08	*	2.28E-08	*	9.89E-07	*
Rh- 106	1.40E-01	1.14E-08	*	1.43E-08	*	3.44E-07	*
Te- 127m	4.02E-03	2.25E-03	*	2.52E-03	*	3.20E-03	*
Te- 127	4.02E-03	8.87E-06	*	4.09E-05	*	5.13E-05	*
Te- 129m	6.11E-03	3.51E-04	*	8.27E-04	*	5.54E-04	*
Te- 129	3.83E-03	2.25E-06	*	6.31E-06	*	1.80E-05	*
I-131	2.65E-04	2.38E-04	*	2.02E-04	*	6.13E-04	*
Cs- 136	1.84E-04	6.70E-03	*	7.91E-03	*	6.00E-03	*
cs- 137	8.98E-03	4.54E-02	0.41E-03	4.91 E-02	0.44E-03	3.26E-02	0.30E-03
Ba- 137m	8.41E-03	1.70E-07	*	2.22E-07	*	3.21 E-07	*
Ba- 140	5.15E-03	5.72E-03	0.04E-03	3.61E-03	0.02E-03	2.08E-03	0.01E-03
La- 140	5.91 E-03	8.00 E-04	*	8.52E-04	*	1.05E-03	*
Ce- 141	8.77E-02	1.55E-02	1.36E-03	2.03E-03	0.36E-03	3.27E-03	0.29E-03
Ce- 144	1.25E-01	0.91	114.00E-03	0.35	43.84E-03	0.17	21.30E-03
Pr 143	6.16E-03	1.10E-02	0.07E-03	3.36E-03	0.02E-03	2.14E-03	0.01E-03
Pr- 144	1.25E-01	1.03E-05	*	4.27E-06	*	9.75E-06	*
Nd- 147	9.57E-04	9.80E-03	*	2.75E-03	*	2.14E-03	*
Totals			~ 132E-03 or 0.132 rem		~ 52E-03 or 0.052 rem		~ 26E-03 or 0.026 rem

*Less than 1E-05

PLUTONIUM-239:

The weapon dropped on Nagasaki was a Pu-239 device; therefore some unfissioned plutonium would be expected in the fallout around **the** Nishiyama Reservoir, and above-background levels of Pu-239 **have** been detected in that area. Soil samples (10 **cm** deep) taken in relatively undisturbed areas (grasslands and graveyards) in 1969, expressed in terms of surface activity, ranged from $0.015 \mu\text{Ci}/\text{m}^2$ to $0.038 \mu\text{Ci}/\text{m}^2$ with **an** average of $0.024 \mu\text{Ci}/\text{m}^2$ ⁽²⁰⁾. **These** samples were taken in the general area of the maximum radiation intensity recorded in Figures **1 and 3**. Soil samples taken in nearby areas **that** were not contaminated by fallout from the bomb ranged from 0.001 to $0.006 \mu\text{Ci}/\text{m}^2$ with an average of $0.004 \mu\text{Ci}/\text{m}^2$. Using **the** latter results as a background level, the residual Pu-239 surface contamination from the bomb (24 years later) was about $0.02 \mu\text{Ci}/\text{m}^2$ in **the** area of maximum fallout contamination. Due to **the** extremely **long** radiological half life of Pu-239 (24,000 years), radiological decay since 1945 **would** be insignificant; therefore any difference in the surface contamination between 1945 and 1969 would result from environmental factors. Plutonium-oxide, the **most** likely chemical form of the unfissioned plutonium, **has been shown** to be persistent in soil.

Soil samples (30 cm deep) taken in the same general area in 1970 and analyzed for Cs-137, averaged $0.8 \mu\text{Ci}/\text{m}^2$ while similar background samples averaged $0.5 \mu\text{Ci}/\text{m}^2$ ⁽¹⁹⁾. Subtracting background and back-calculating for radiological decay results in a level of $0.53 \mu\text{Ci}/\text{m}^2$ in 1945. This agrees fairly well with the calculated value of $0.37 \mu\text{Ci}/\text{m}^2$, especially since the exact location of these samples relative to the location of the maximum radiation intensity (1.08 mR/hr) used to calculate **the** surface activity is unknown. Such agreement implies that the Cs-137 contamination in undisturbed soils has not been significantly altered by environmental factors. Therefore, assuming Cs-137 and Pu-239 behave similarly, **the** Pu-239 soil sample data mentioned above can be used (unadjusted) to estimate the inhalation dose as follows:

$$D_i = SA \times K \times BR \times T \times DF_i$$

where D_i = 50 year dose-equivalent commitment for organ i
 SA^* = Surface Activity ($\mu\text{Ci}/\text{m}^2$)
 K = Resuspension factor (m^{-1})
 BR = Breathing rate (m^3/hr)
 T = Duration of exposure (hr)
 DF_i = Dose Conversion Factor (rem/ μCi Inhaled) for organ i

For the RCT-2: ($t_i = 1104$ hours; $t_f = 2280$ hours)

$$\text{Bone Dose} = 0.02 \times 10^{-5} \times 1.3 \times \frac{1176}{3} \times 9.12 \times 10^2 = 0.093 \text{ rem}$$

$$\text{RBM Dose} = 0.02 \times 10^{-5} \times 1.3 \times \frac{1176}{3} \times 1.54 \times 10^2 = 0.016 \text{ rem}$$

$$\text{Whole Body Dose} = 0.02 \times 10^{-5} \times 1.3 \times \frac{1176}{3} \times 86 = 0.008 \text{ rem}$$

For the Artillery Group: ($t_i = 2040$ hours; $t_f = 7704$ hours)

$$\text{Bone Dose} = 0.02 \times 10^{-5} \times 1.3 \times \frac{5664}{3} \times 9.12 \times 10^2 = 0.447 \text{ rem}$$

$$\text{RBM Dose} = 0.02 \times 10^{-5} \times 1.3 \times \frac{5664}{3} \times 1.54 \times 10^2 = 0.076 \text{ rem}$$

$$\text{Whole Body Dose} = 0.02 \times 10^{-5} \times 1.3 \times \frac{5664}{3} \times 86 = 0.042 \text{ rem}$$

TOTALS (Fission Products + Pu-239)

For RCT-2:

$$\text{Bone Dose} = 0.043 + 0.093 = 0.136 \text{ rem}$$

$$\text{RBM Dose} = 0.017 + 0.016 = 0.033 \text{ rem}$$

$$\text{Whole Body Dose} = 0.009 + 0.008 = 0.017 \text{ rem}$$

For the Artillery Group:

$$\text{Bone Dose} = 0.132 + 0.447 = 0.579 \text{ rem}$$

$$\text{RBM Dose} = 0.052 + 0.076 = 0.128 \text{ rem}$$

$$\text{Whole Body Dose} = 0.026 + 0.042 = 0.068 \text{ rem}$$

*Radiological decay is insignificant during occupation period.

APPENDIX E

CALCULATION OF DOSE FROM INTERNAL EMITTERS (INGESTED FISSION PRODUCTS AND UNFISSIONED PLUTONIUM IN DRINKING WATER) NAGASAKI

The maximum fallout measured in the Nagasaki area centered around the Nishiyama reservoir, one of four reservoirs that served the city. In Appendix D, the surface activity ($\mu\text{Ci}/\text{m}^2$) of each significant radionuclide at the point of maximum intensity in the fallout field was calculated for the time of occupation troop arrival. Assuming the same surface activity on the reservoir and subsequently mixed uniformly throughout (no settling or filtration of insoluble components) the concentration (C_o) of each radionuclide in the reservoir would be:

$$C_o(\mu\text{Ci}/\text{m}^3) = \frac{SA(\mu\text{Ci}/\text{m}^2) \times \text{Surface Area of Reservoir } (\text{m}^2)}{\text{Capacity of Reservoir } (\text{m}^3)}$$

According to reference 13, the surface area of the reservoir (full) is $1.39 \times 10^5 \text{m}^2$, and its effective capacity is 3.88×10^8 gal or $1.47 \times 10^6 \text{m}^3$.

In order to consider the contribution from the surface activity that may have washed into the reservoir from the adjacent watershed, the concentration is adjusted by the ratio of the size of the catchment area ($4.59 \times 10^6 \text{m}^2$)⁸ to that of surface area of the reservoir and the use of runoff coefficient for similar terrain (0.35). Since the size of the catchment area is slightly larger than that defined by the 0.555 mR/hr contour in Figure 3, which is approximately half the activity level assumed above for direct deposition on the reservoir, the adjustment factor (A) is divided by 2 as follows:

$$\begin{aligned}
A &= \frac{\text{Catchment Area (m}^2\text{)} \times 0.35}{\text{Area of Reservoir (m}^2\text{)} \times 2} \\
&= \frac{4.59 \times 10^6 \times 0.35}{1.39 \times 10^5 \times 2} \\
&= 5.78
\end{aligned}$$

Assuming a water consumption rate of 2 liters ($2 \times 10^{-3} \text{m}^3$) per day, the activity of each radionuclide ingested during the occupation period is calculated from the following expression:

$$\begin{aligned}
Q &= DR \times A \times C_o \int_0^{t_f} e^{-\lambda t} dt \\
&= \frac{DR \times A \times C_o}{\lambda} (1 - e^{-\lambda t_f})
\end{aligned}$$

where

- Q = Activity ingested (μ Ci)
- DR = Drinking rate (m^3/day)
- A = Adjustment factor
- C_o = Activity concentration at time of arrival
- λ = Radiological Decay Constant (days^{-1})
- t_f = Duration of exposure (days)

After the quantity of each radionuclide ingested has been determined, the 50-year dose commitment resulting therefrom is calculated as follows:

$$D = Q \times DF \text{ (organ of interest)}$$

where:

- D = 50-year dose commitment (rem)
- Q = Quantity ingested (μ Ci)
- DF = Dose Factor (rem/ μ Ci ingested)

For the 2d Marine Division ($t_f = 327 - 38 \pm 289$ days):

ISOTOPE	SA	C _o	Q	DF (Bone)	D (Bone)	DF (RBM)	D (RBM)	DF (Whole Body)	D (Whole Body)
Sr-89	12.22	1.16	9.64	1.33E-02	1.28E-02	5.23E-03	0.50E-02	1.80E-03	0.17E-02
Sr-90	0.13	0.012	4.02E-02	1.2	4.82E-02	0.43	1.73E-02	9.45E-02	0.38E-02
Y-90	0.13	0.012	4.02E-02	1.61 E-06	*	6.94E-07	*	5.07E-04	*
Y-91	15.89	1.50	1.42	2.45E-05	*	1.15E-05	*	4.37E-04	0.06E-02
Zr-95	28.66	2.71	2.82	3.53E-04	0.09E-02	6.62E-04	0.19E-02	5.45E-04	0.15E-02
Nb-95	21.19	2.00	2.08	3.51E-04	0.07E-02	6.74E-04	0.14E-02	5.04E-04	0.10E-02
Ru- 103	48.89	4.62	3.05	3.75E-04	0.11 E-02	6.52E-04	0.20E-02	5.29E-04	0.16E-02
Ru- 106	7.23	0.68	1.75	8.12E-03	1.42E-02	8.31E-03	1.45E-02	5.94E-03	1.04E-02
Rh- 103m	48.89	4.62	3.04	2.30E-08	*	4.05E-08	*	8.96E-07	*
Rh- 106	7.23	0.68	1.75	1.07E-08	*	1.86E-08	*	1.89E-07	*
Te- 127m	0.41	0.039	5.83E-02	2.44E-03	0.01E-02	2.59E-03	0.02E-02	7.60E-04	*
Te- 127	0.41	0.039	5.83E-02	1.60E-05	*	7.48E-05	*	5.34E-05	*
Te- 129m	2.66	0.25	1.43E-01	1.89E-03	0.03E-02	1.34E-03	0.02E-02	1.29E-03	0.02E-02
Te- 129	1.67	0.16	8.85E-02	2.15E-06	*	6.64E-06	*	1.73E-05	*
I-131	6.31	0.60	7.95E-02	3.59E-04	*	2.94E-04	*	9.08E-04	*
Cs- 136	0.64	0.06	1.38E-02	1.01E-02	0.01E-02	1.20E-02	0.02E-02	9.05E-03	0.01 E-02
cs- 137	0.37	0.035	1.16E-01	6.82E-02	0.79E-02	7.38E-02	0.86E-02	4.91E-02	0.57E-02
Ba- 137m	0.35	0.033	1.16E-01	1.61E-07	*	2.93E-07	*	5.12E-07	*
Da- 140	22.29	2.11	4.49E-01	1.36E-03	0.06E-02	1.34E-03	0.06E-02	1.11E-03	0.05E-02
La- 140	25.55	2.42	5.14E-01	3.52E-04	0.02E-02	1.02E-03	0.05E-02	1.04E-03	0.05E-02
Ce- 141	41.59	3.93	2.14	4.06E-05	*	1.22E-04	0.03E-02	1.72E-04	0.04E-02
Ce- 144	7.37	0.70	1.66	2.10E-04	0.03E-02	1.37E-04	0.02E-02	1.00E-03	0.16E-02
Pr- 143	22.11	2.09	4.73E-01	2.31E-06	*	7.08E-07	*	2.16E-04	0.01E-02
Pr- 144	7.37	0.70	1.66	5.61E-08	*	1.19E-07	*	6.84E-06	*
Nd- 147	6.72	0.64	1.13E-01	5.71E-05	*	1.81E-04	*	2.69E-04	*
Pu- 239	0.02	0.002	6.32E-03	5.7E-01	0.36E-02	9.55E-02	0.06E-02	4.82E-02	0.03E-02
Totals					√0.09 rem		SO.05 rem		SO.03 rem

*Less than 1E-04

Similarly for the other major units with different periods of exposure, the doses are as follows:

For the RCT-2 ($t_f = 95 - 46 = 49$ days):

$\frac{D}{\text{(Bone)}}$	$\frac{D}{\text{(RBM)}}$	$\frac{D}{\text{(Who: Body)}}$
~ 0.02 rem	~ 0.01 rem	~ 0.01 rem

For the Artillery Group ($t_f = 321 - 85 = 236$ days):

$\frac{D}{\text{(Bone)}}$	$\frac{D}{\text{(RBM)}}$	$\frac{D}{\text{(Whole Body)}}$
~ 0.07 rem	~ 0.04 rem	~ 0.02 rem

DISTRIBUTION LIST

DEPARTMENT OF DEFENSE

Armed Forces Institute of Pathology
ATTN: Radiation Pathology Br
ATTN: Director

Armed Forces Radiobiology Rsch Institute
ATTN: Director

Assistant Secretary of Defense
Public Affairs
ATTN: ASD, PA

Assistant Secretary of Defense
Health Affairs
ATTN: ASD, HA

Assistant Secretary of Defense
Legislative Affairs
ATTN: ASD, LA

Assistant to the Secretary of Defense
Atomic Energy
ATTN: Executive Assistant

Defense Nuclear Agency
ATTN: Director
ATTN: PAO
ATTN: STNA
ATTN: SISP
ATTN: GC
ATTN: BA
ATTN: RAEE
4 cy ATTN: NATD
54 cy ATTN: TITL

Defense Technical Information Center
12 cy ATTN: DD

Deputy Asst Secretary of Defense
Energy, Environment & Safety
ATTN: DASD, EE&S

Field Command
Defense Nuclear Agency
ATTN: FCPR
ATTN: FCTMOT J. Strode
ATTN: FCTMOT

Field Command
Defense Nuclear Agency
Livermore Branch
ATTN: FCPRL

Field Command
Defense Nuclear Agency
ATTN: FCPRA

Inter-service Nuclear Weapons School
ATTN: TIV

Undersecretary of Def Rsch & Engrg
ATTN: DUSDRE, Rsch & Adv Tech

DEPARTMENT OF THE ARMY

Headquarters
Department of the Army
ATTN: DACS-INC, D. Way

Harry Diamond Laboratories
Department of the Army
ATTN: DELHD-I-TL

Office of the Chief of Staff
Department of the Army
ATTN: DACS-DMZ-A, T. Green

U.S. Army Ballistic Research Labs
ATTN: DRDAR-ELB, J. Maloney

U.S. Army Medical Rsch & Dev Cnd
ATTN: SGRD-SD

U.S. Army Nuclear Chemical Agency
ATTN: C. Davidson

U.S. Army Ordnance & Chemical Center and School
ATTN: H. Whitten

Walter Reed Army Medical Center
ATTN: Library

DEPARTMENT OF THE NAVY

Bureau of Medicine and Surgery
Department of the Navy
ATTN: NM&S-3C22
ATTN: NM&S-00
ATTN: NM&S-09

National Naval Medical Center
ATTN: Dept of Radiology
ATTN: Medical Library

Naval Medical Rsch Institute
ATTN: Tech Ref Library

Naval Ocean Systems Center
ATTN: Research Library

Naval Sea Systems Command
ATTN: SEA-08, M Miles

Naval Surface Weapons Center
ATTN: Code F31, D. Levine

Naval Weapons Evaluation Facility
ATTN: G. Binns

Navy Nuclear Test Personnel Review
5 cy ATTN: J. Buckley

DEPARTMENT OF THE AIR FORCE

Aerospace Medical Division
Air Force Systems Command
ATTN: Library SCL-4

DEPARTMENT OF THE AIR FORCE (Continued)

Air Force Institute of Technology
ATTN: ENT, J. Bridgemann
ATTN: Library

Air Force Nuclear Test Personnel Review
4 cy ATTN: P. Fallon

Air Force School of Aerospace Medicine
ATTN: J. Pickering

Air Force Weapons Laboratory
Air Force Systems Command
ATTN: NT
ATTN: SUL
ATTN: DYT

Headquarters
Air University
Department of the Air Force
ATTN: Technical Library

HQ USAF/SG
ATTN: M. Chesney

U.S. Air Force Occupational & Env Health Lab
ATTN: CC
4 cy ATTN: TSNIPR

DEPARTMENT OF ENERGY

Department of Energy
Nevada Operations Office
ATTN: L. O'Neal
ATTN: B. Church

Department of Energy
ATTN: OMA, G. Facer

Department of Energy
Human Health & Assessments Division, EV-31
ATTN: C. Edington, EV-31
ATTN: N. Barr, EV-32
ATTN: J. Maher, EV-23
ATTN: J. Blair, EV-32
ATTN: Technical Info Ctr, E-201
ATTN: H. Hollister, EV-4
ATTN: J. Whitnah, EV-50
ATTN: J. Viren, EV-32
ATTN: R. Clusen, EV-1
ATTN: B. Wchholz, EV-30
ATTN: W. Burr, EV-2
ATTN: J. Thiesen, EV-32
2 cy ATTN: W. Weyzen, EV-31

OTHER GOVERNMENT AGENCIES

Comm for U.S. Vet of Hiroshima & Nagasaki
ATTN: N. Solomon

Cancer Center, NIH
ATTN: A. Knudson

Centers for Disease Control
ATTN: Consolidated Surveillance
ATTN: K. Choi
2 cy ATTN: G. Caldwell

OTHER GOVERNMENT AGENCIES (Continued)

Central Intelligence Agency
ATTN: OMS, P. Zranka

Department of Commerce
ATTN: J. Hubell

Department of Health & Human Services
ATTN: Ofc of Regulation Review

Department of Health & Human Svcs
ATTN: R. Murphy

Dept of Health & Human Services
ATTN: G. Johnson/HFX-4
ATTN: J. Villforth/HFX-1

Environment Protection Agency
ATTN: T. Thorslund, RD-689

Environmental Protection Agency
Human Studies Laboratory
ATTN: J. Knelson

Environmental Protection Agency
Criteria & Standards Division For Radiation Programs
ATTN: N. Nelson, ANR-460
ATTN: W. Ellett, ANR-460
ATTN: W. Mills, ANR-460
ATTN: D. Rosendaum, ANR-458

Federal Emergency Management Agency
ATTN: Emerg Oper Sys Div, J. Kerr

Library of Congress
ATTN: Science & Technology Div

National Cancer Institute, NIH
Clinical Epidemiology Branch
ATTN: R. Miller
ATTN: G. Beebe

National Cancer Institute, NIH
Environmental Epidemiology Branch
ATTN: W. Blot
ATTN: J. Fraumeni
ATTN: C. Land

National Cancer Institute, NIH
Mathematical Statistics & Applied Math Sec
ATTN: J. Gart

National Cancer Institute, NIH
Laboratory of Pathology
ATTN: A. Rabson

National Eye Institute, NIH
Office of Biometry & Epidemiology
ATTN: D. Seigel
ATTN: R. Milton

National Institutes of Health
ATTN: Library, Acquisition Unit

National Library of Medicine, NIH
ATTN: Library

National Veterans Law Center
ATTN: L. Milford

OTHER GOVERNMENT AGENCIES (Continued)

Nat. Heart, Lung & Blood Institute, NIH
ATTN: W. Zukel

Office on Smoking & Health
ATTN: J. Pinney

State Department of Public Health
Bureau of Chronic Diseases
ATTN: R. Paffenberger

Office of Technology Assessment
ATTN: P. Sharfman

U.S. House of Representatives
Committee on Armed Services
ATTN: Subcommittee on Mil Per & Comp

U.S. House of Representatives
Committee on Interstate & Foreign Commerce
ATTN: Subcommittee on Health & Envir

U.S. Public Health Service
Bureau of Radiological Health
ATTN: Library

U.S. Public Health Service Hospital
Department of Pathology
ATTN: E. Nishimura

U.S. Public Health Service Hospital
Associate Director for Research
ATTN: T. Robertson

U.S. Senate
Committee on Armed Services
ATTN: C. Cowart

U.S. Senate
Committee on Veterans Affairs
ATTN: W. Brew

U.S. Senate
Committee on Government Affairs
ATTN: S. Ulin

Veterans Admin Medical Center
CSPCC
ATTN: K. Lee

Veterans Admin Medical Center
ATTN: D. McGregor

Veterans Admin Medical Center
Olin F. Teague Veterans Center
Laboratory Service
ATTN: C. Tessner

Veterans Admin Wadsworth Hospital Ctr
GRECC
ATTN: T. Makinodan

Veterans Administration
ATTN: J. Donsbach
ATTN: L. Hobson
ATTN: F. Kuta
2 cy ATTN: D. Starbuck

The White House
ATTN: Ofc of Policy Dev, DP

DEPARTMENT OF ENERGY CONTRACTORS

Argonne National Laboratory
ATTN: P. Failla
ATTN: A. Brues
ATTN: D. Grahm

Brookhaven National Laboratory
ATTN: Technical Library
ATTN: V. Bond
ATTN: E. Cronkite
ATTN: M. Bender

Brookhaven National Laboratory
Technical Support Org for Safeguards
ATTN: A. Brill
ATTN: V. Bond
ATTN: M. Bender

Lawrence Livermore National Lab
ATTN: Y. NG
ATTN: Technical Info Dept Library
ATTN: L. Anspaugh
ATTN: Biomedical Div/Info Intergration Gp

Los Alamos National Scientific Lab
ATTN: Library
ATTN: P. Whalen
ATTN: M/S632, T. Dowler
ATTN: J. Dummer
2 cy ATTN: D. Harris, E. Young

Oak Ridge National Laboratory
Nuclear Division
ATTN: C. Richmond
ATTN: G. Kerr
ATTN: X-10 Lab Records Div
ATTN: J. Auxier
ATTN: Central Rsch Library
ATTN: C. Clifford
ATTN: F. Malenshun
ATTN: J. Stover

Oak Ridge National Laboratory
Health Physics Division
ATTN: T. Jones

Oak Ridge Operations Office
ATTN: Library

Sandia National Lab
ATTN: D. Aldridge
ATTN: S. Durpee

DEPARTMENT OF DEFENSE CONTRACTORS

Advanced Research & Applications Corp
ATTN: R. Armistead

University of Alabama
School of Medicine
ATTN: Library

University of Alabama
School of Dentistry
ATTN: L. Manson-Hing

Albany Med Coll of Union Med Ctr Hosp
ATTN: Library

DEPARTMENT OF DEFENSE CONTRACTORS (Continued)

Yeshiva Univ Albert Einstein Coll of Med
ATTN: Library

University of Arizona
ATTN: Library

University of Arkansas
ATTN: Library

University of Arkansas
Serials Department
ATTN: Library for Serials Dept

Baylor College of Medicine
ATTN: Library

BDM Corp
ATTN: J. Braddock

Boston University
ATTN: Library

Bowman Gray Sch of Med of Wake Forest Univ
ATTN: Library

Brown Univ Program in Medicine
ATTN: Library

Univ of CA Sch of Med at San Diego
ATTN: M Shimkin

Univ of CA at Los Angeles
ATTN: L. Breslow

California Institute of Technology
ATTN: E. Lewis

Univ of California at LA
ATTN: Library

Univ of California at LA
Lab of Nuclear Medicine
ATTN: Library

Univ of California, San Diego
ATTN: Library

Univ of California, San Diego
ATTN: M Klauber

Univ of California, San Francisco
ATTN: Library

University of California
ATTN: W Dixon
ATTN: W Valentine

University of California
ATTN: Public Health Library

University of California
Center for the Health Sciences
ATTN: Library

University of California
ATTN: Library
ATTN: Library for Govt Doc Dept

DEPARTMENT OF DEFENSE CONTRACTORS (Continued)

University of California
Department of Zoology
ATTN: C. Stern

University of California
Cancer Research Institute
ATTN: D. Wood

University of California, Davis
School of Medicine
ATTN: Library

University of California, Irvine
College of Medicine
ATTN: Library

Carnegie Institution of Washington
ATTN: J. Ebert

Case Western Reserve Univ
ATTN: Library

Medical School of Chicago
ATTN: Library

University of Chicago
ATTN: P. Meier

Univ of Cincinnati Medical College
ATTN: C. Buncher

University of Cincinnati
ATTN: Library

University Hospital of Cleveland
ATTN: A. Tucker

Colorado State University
Department of Radiology & Radiation Biology
ATTN: M Zelle

University of Colorado
ATTN: Library

Columbia University
ATTN: A. Bloom
ATTN: Library

Columbia University
School of Public Health
ATTN: Div of Biostatistics

University of Connecticut
ATTN: Library

Cooper Medical Center
ATTN: S. Finch

Cornell Univ Medical College
ATTN: Library

Cornell University
ATTN: W Federer

Creighton University
ATTN: Library

DEPARTMENT OF DEFENSE CONTRACTORS (Continued)

Dartmouth Medical School
ATTN: Library

Dept of Biological Sciences at CA St Univ, Chico
ATTN: M Anthony

Duke Univ School of Medicine
ATTN: Library

Eastern Virginia Medical School
ATTN: Library

Emory Univ School of Medicine
ATTN: Library

Energy Systems, Inc
ATTN: B. Ogle

University of Florida
ATTN: Director of Libraries, Regional

General Electric Company
ATTN: Mgr, Biology Operations

Georgetown University
ATTN: Library

Medical College of Georgia
ATTN: Library

Medical College of Georgia
Department of Pathology
ATTN: L. Stoddard

Gerontology Research Center
ATTN: N. Shock

Geo. Washington Univ, Sch of Med & Health Sciences
ATTN: Himmelfaob Health Sciences Library

Wahnenmann Med College & Hosp
ATTN: Library

Harvard Medical School
ATTN: Library

Harvard School of Public Health
Department of Biostatistics
ATTN: R. Reed
ATTN: Library

Harvard School of Public Health
Department of Epidemiology
ATTN: B. McMahon

Harvard University
Department of Atmospheric Sciences
ATTN: W Cochran

University of Hawaii
ATTN: Library

University of Hawaii
School of Public Health
ATTN: Y. Mitsumoto

University of Hawaii
ATTN: Library

DEPARTMENT OF DEFENSE CONTRACTORS (Continued)

Hollywood Presbyterian Hospital
ATTN: J. Yamazaki

City of Hope Medical Center
ATTN: R. Yonemoto

University Hospital
ATTN: P. Leinfelder

University of Illinois
ATTN: Library

Indiana University
ATTN: Library

Indiana University
Department of Biology
ATTN: F. Putnam

Iowa State University
ATTN: T. Bancroft

University of Iowa
ATTN: Library

JAYCOR
ATTN: J. Ozeroff

JAYCOR
ATTN: J. Sperling

JAYCOR
ATTN: E. Weary

Thomas Jefferson Univ, Medical College
ATTN: Library

Johns Hopkins Hospital
ATTN: R. Heyssel

Johns Hopkins University
ATTN: Library

Johns Hopkins University
School of Hygiene & Public Health
ATTN: R. Seltser
ATTN: A. Kimball
ATTN: A. Lilienfeld

JRB Associates
ATTN: J. Novotney

Kanan-TEMPO
3 cy ATTN: E. Martin

Kanan-TEMPO
ATTN: W. Alfante

Univ of Kansas Coll of Health Sci & Hosp
ATTN: Library

Univ of Kentucky Medical Center
ATTN: J. Hollingworth

University of Kentucky
ATTN: Library

DEPARTMENT OF DEFENSE CONTRACTORS (Continued)

Kingston Hospital
ATTN: K. Johnson

Kansas State U of Agric & App Science
ATTN: H. Fryer

Louisiana State U Sch of Med, New Orleans
ATTN: Library

Louisiana State U Sch of Med, Shreveport
ATTN: Library

Loma Linda University
ATTN: Library

University of Louisville
ATTN: Library

Lovelace Biomedical & Environment Rsch Inst, Inc
ATTN: R. Cuddihy

Loyola Univ of Chicago
ATTN: Library

University of Maryland
ATTN: Library

University of Massachusetts
ATTN: Library

Mayo Medical School
ATTN: Library

Meharry Medical College
ATTN: Library

Memorial Hosp for Cancer & Allied Diseases
ATTN: P. Lieberman

Memorial Sloan-Kettering Cancer Center
ATTN: J. Laughlin
ATTN: P. Marks

Merck, Shapp & Dohme Intl
ATTN: A. Bearn

Univ of Miami
ATTN: Library

University of Miami
ATTN: P. Hodes

University of Michigan Medical School
ATTN: J. Neel

Michigan State Univ
ATTN: Library

University of Michigan
ATTN: Library

University of Michigan
Department of Biostatistics
ATTN: R. Cornell

University of Michigan
School of Public Health
ATTN: F. Moore

DEPARTMENT OF DEFENSE CONTRACTORS (Continued)

University of Minnesota
ATTN: Library

University of Minnesota
Medical School - Minneapolis
ATTN: Library

University of Minnesota
School of Public Health
ATTN: Library
ATTN: L. Schuman
ATTN: J. Bearman

University of Mississippi
ATTN: Library

University of Missouri
ATTN: Library

University of Missouri
Kansas City School of Medicine
ATTN: Library

Munt Sinai School of Medicine
ATTN: Library

National Academy of Sciences
ATTN: S. Jablon
7 cy ATTN: C. Robinette

National Assoc of Atomic Veterans, Inc
ATTN: O. Kelly

Natl Council on Rad Prot & Measurements
ATTN: W. Sinclair

Univ of North Carolina
ATTN: Library

University of Nebraska
ATTN: Library

University of Nevada, Reno
ATTN: Library

College of Med & Dentistry, New Jersey
ATTN: Library

University of New Mexico
ATTN: C. Key
ATTN: R. Anderson

University of New Mexico
ATTN: Library

New York Medical College
ATTN: Library

New York Univ Medical Center
ATTN: N. Nelson

New York University
ATTN: B. Posternack
ATTN: A. Upton
ATTN: Library

State Univ of New York
ATTN: Library

DEPARTMENT OF DEFENSE CONTRACTORS (Continued)

State Univ of New York
Upstate Medical Center
ATTN: Library

Newton-Wellesley Hospital
ATTN: R. Sampson

College of Medicine & Dentistry, NJ
ATTN: Library

University of North Carolina
ATTN: Library for Dean
ATTN: B. Greenberg

University of North Dakota
ATTN: Library

Northwestern Medical School
ATTN: Library

Northwestern University
ATTN: H. Center

St Univ of NY at Buffalo, Sch of Med
ATTN: Library

St Univ of NY, Stony Brook
ATTN: Library

Oak Ridge Associated Univ
ATTN: M. Garber

Oak Ridge Associated Universities
ATTN: E. Tompkins
ATTN: J. Totter
ATTN: D. Lushbaugh

Medical College of OH at Toledo
ATTN: Library

Ohio State University
ATTN: Library

University of Oklahoma
ATTN: Library

University of Oklahoma
ATTN: P. Anderson

Univ of OR HSC, Sch of Med
ATTN: Library

Oregon State University
ATTN: Library

University of Oregon
ATTN: B. Pirofsky

Medical College Of PA
ATTN: Library

Hosp of Univ of PA, Dept of Radiology
ATTN: S. Baum

Pacific Northwest Laboratory
ATTN: S. Marks

Pacific-Sierra Research Corp
ATTN: H. Brode

DEPARTMENT OF DEFENSE CONTRACTORS (Continued)

Pan American Health Organization
ATTN: Library

Pennsylvania State University
College of Medicine
ATTN: Library

University of Pennsylvania
School of Medicine
ATTN: P. Nowell

University of Pennsylvania
School of Medicine
ATTN: Library

Univ of Pittsburgh
Graduate School of Public Health
ATTN: E. Radford
ATTN: Library

University of Pittsburgh
Alan Magee Scatfe Hall of the Health Professions
ATTN: Library

University of Pittsburgh
Graduate School of Public Health
ATTN: N. Wald

Purdue University
Department of Statistics
ATTN: V. Anderson

R & D Associates
ATTN: J. Marcum
ATTN: P. Haas

Radiation Research Associates, Inc
ATTN: N. Schaeffer

Rand Corp
ATTN: Library

Reynolds Electrical and Engr Co, Inc
ATTN: W. Brady

Univ of Rochester
Medical Center
ATTN: G. Casarett
ATTN: C. Odoroff

University of Rochester
School of Medicine & Dentistry
ATTN: Library

University of Rochester
Department of Radiology
ATTN: L. Hempelmann

Rush Univ, Rush Medical College
ATTN: Library

Saint Francis Hospital
ATTN: R. Blaisdell

Saint Louis University
ATTN: Library

DEPARTMENT OF DEFENSE CONTRACTORS (Continued)

Univ of SC, Medical
ATTN: Library

Science Applications, Inc
ATTN: E. Straker
ATTN: G. Reynolds
ATTN: W. Scott
ATTN: W. Woolson

Science Applications, Inc
ATTN: J. Cockayne
ATTN: J. Klemm
ATTN: J. Goetz
5 cy ATTN: W. McRaney
5 cy ATTN: J. McGahan

Science Applications, Inc
Chicago Office
ATTN: D. Kaul

Scientific Information Svcs, Inc
ATTN: Library

Shields Warren Radiation Lab
ATTN: H. Kohn

University of South Alabama
ATTN: Library

University of South Carolina, Medical
ATTN: P. Liu

University of South Dakota
ATTN: Library

University of South Florida
ATTN: Library

University of Southern California
ATTN: Library

University of Southern California
ATTN: J. Birren

Southern Illinois University
ATTN: Library

Stanford Univ Medical Center
ATTN: J. Brown

Stanford University
ATTN: Div of Gastro Enterology, P. Gregory
ATTN: Dept of Prev Med, B. Brown
ATTN: Library

Stanford University
ATTN: L. Mises

Stanford University Hospital
ATTN: D. Dorfman

Tech Repts, Inc
ATTN: B. Collins

Temple University
ATTN: Library

DEPARTMENT OF DEFENSE CONTRACTORS (Continued)

University of Tennessee
ATTN: Library

Texas A & M University
ATTN: R. Stone

Univ of Texas at Austin
ATTN: H. Sutton

Texas Tech University
ATTN: Library

University of Texas
Southwestern Medical School
ATTN: Library

University of Texas
Medical Branch at Galveston
ATTN: Library

University of Texas
Health Science Center at Houston
ATTN: Library

University of Texas
Health Science Center at San Antonio
ATTN: Library

University of Texas
School of Public Health
ATTN: R. Stallones

University of Texas
Systems Cancer Center
ATTN: W. Sutow

University of Texas
Graduate School of Biomedical Sciences
ATTN: G. Taylor

Tobacco Institute, Inc
ATTN: M. Kastenbaum

Tufts Univ Sch of Medicine
ATTN: Library

Tulane University
ATTN: Library

UCLA Medical Center
ATTN: J. Lawrence

University of Utah
College of Medicine
ATTN: Library

University of Utah
Serials Order Department
ATTN: Library

Vanderbilt University
School of Medicine
ATTN: Library

Vanderbilt University
Dept of Preventive Medicine & Public Health
ATTN: R. Quinn

DEPARTMENT OF DEFENSE CONTRACTORS (Continued)

University of Vermont
ATTN: Library

Medical College of Virginia
ATTN: Library

University of Virginia
ATTN: Library

Washington University
ATTN: Library

Washington University
Serials Department
ATTN: Library

University of Washington
School of Medicine
ATTN: Library

University of Washington
School of Public Health & Community Medicine
ATTN: D. Thompson

University of Washington
School of Medicine
ATTN: A. Mtulsky

Wayne State University
ATTN: Library

West Virginia University
ATTN: Library

Univ of Wisconsin Medical School
ATTN: Library

Medical College of Wisconsin
ATTN: Library

University of Wisconsin
ATTN: J. Crow

Yale University
ATTN: Library for Dean
ATTN: Dept of Internal Med, G. Burrow
ATTN: R. Barliner

Yale University Library
ATTN: Library

DEPARTMENT OF DEFENSE CONTRACTORS (Continued)

Yale University Sch of Medicine
Department of Epidemiology & Public Health
ATTN: Library
ATTN: J. Meigs

FORIEGN AGENCIES

Canadian Embassy
ATTN: Library

EDF - RETN 1
C/O French Engr Bureau
ATTN: Library

Indian Council of Medical Rsch
ATTN: A. Taskar

Japan-Hawaii Cancer Study
ATTN: G. Glober

Maurice Delpla
ATTN: M Delpla

McGill University
ATTN: R. Oseasohn

Presidente Umberto Colombo
ATTN: Library

University of Puerto Rico Sch of Medicine
ATTN: Library

United Kingdom Scientific Mission
ATTN: Publications, for MRC, SO 128

