



COLORADO STATE

RAMS

J.J.
AVILA
2014 ALL-MW
3RD TEAM

DANIEL
BEJARANO
2014 ALL-MW
2ND TEAM



2014-15 MEN'S BASKETBALL
MEDIA GUIDE



MOUNTAIN WEST



AIR FORCE



BOISE STATE



COLORADO STATE



FRESNO STATE



NEVADA



NEW MEXICO



SAN DIEGO STATE



SAN JOSÉ STATE



UNLV



UTAH STATE



WYOMING

TheMW.com

General Information

General Information	
Location	Fort Collins, Colo.
Founded	1870
Enrollment	26,775
Nickname	Rams
Colors	Green and Gold
Elevation	5,004 feet
Arena (Capacity)	Moby Arena (8,745)
Conference	Mountain West Conference
President	Dr. Anthony A. Frank
Interim Director of Athletics	John Morris
Faculty Representative	Jim Francis
Athletic Department Phone	970/491-3350
Men's Basketball Office	970/491-6232
Moby Arena Press Row Phone	970/491-3981
Athletic Website	www.CSURams.com

Staff Information

Head Coach	Larry Eustachy (Third Year)
Alma Mater	Long Beach State, '79
Record at CSU	42-25 (Two Seasons)
Career Record	444-283 (23 Seasons)
Associate Head Coach	Leonard Perry (Third Year)
Assistant Coaches	Steve Barnes (Third Year) Ross Hodge (Third Year)
Director of Operations	Tiffany Beckham (Third Year)
Video Coordinator	Willie Glover (Second Year)
Athletic Trainer	Mac McDonald (Fourth Year)
Strength & Conditioning Coach	Jason Phillips (Sixth Year)
Academic Coordinator	Marie Tyrrell (First Year)
Equipment Manager	Kyle Kotrous (Fourth Year)
Sport Program Coordinator	Karen Taylor (16th Year)

Team Information

2013-14 Record	16-16
2013-14 MW Record (Finish)	7-11 (T-8th)
2013-14 Postseason Play	MW First Round
2013-14 Final AP/USA Today Ranking	—/—
Letterwinner Returning/Lost	5/4
Starters Returning/Lost	3/2
Others Returning/Lost	1/2
Newcomers	9

CSU History

First Year of Basketball	1901-02
Overall Record	1,171-1,195 (.495)
Conference Championships	5
..... 1954 (Skyline), 1961 (Skyline), 1989 (WAC), 1990 (WAC), 2003 (MW Tournament)	
NCAA Tournament Appearances (Record)	10 (4-11)
Last Appearance	2013
Result	Lost to Louisville in third round
NIT Appearances (Record)	7 (6-7)
Last Appearance	2011
Result	Lost to Fairfield in first round
CBI Appearances (Record)	1 (0-1)
Last Appearance	2010
Result	Lost at Morehead State in first round

Media Information

Assistant Director/MBB Contact	Danny Mattie
Phone	(O) 970/491-5050 (C) 970/217-3140
E-Mail	D.Mattie@colostate.edu
FAX	970/491-1348
Mailing Address	311 McGraw Athletic Center Fort Collins, CO 80523



Table of Contents

Introduction

1 Quick Facts Table of Contents
2 TV/Radio Roster

This is Colorado State

4 The University at a Glance
5 World-Class Academics
6-7 This is Fort Collins & Colorado
8 Denver, The Mile High City
9 CSU Athletics Facilities
10 Anderson Academic & Training Center
11 Indoor Practice Facility
12 Moby Arena
13 Home Court Advantage
14 Men's Basketball Facility Upgrades
15 Distinguished Alumni
16 Players in the Pros

Staff and Administration

18-19 Head Coach Larry Eustachy
20 Associate Head Coach Leonard Perry
21 Assistant Coach Steve Barnes
22 Assistant Coach Ross Hodge
23 Men's Basketball Support Staff
24 Interim A.D. John Morris
25 Athletics Senior Staff
26 Head Coaches

Student-Athlete Biographies

28-30 J.J. Avila
31-33 Daniel Bejarano
34-35 Mike Burnett
36 Gian Clavell
37-38 Tiel Daniels
39-40 Joe De Ciman
41-42 John Gillon
43-44 Marcus Holt
45-46 Carlton Hurst
47-48 Stanton Kidd
49 Jeremiah Paige
50 Dakota Patton
51-52 Fred Richardson III
53-54 Antwan Scott
55 Toby Van Ry
56 Roster/Breakdown

2014-15 Outlook

58-59 Season Preview
60-75 Opponent Information

2013-14 Review

78 2013-14 Results
79 2013-14 Season Statistics
80-87 2013-14 Box Scores

History and Tradition

90-92 Rams Basketball Legacy
93-95 All-Time Lettermen
96-97 Award Winners
98 All-Time Postseason Results
99-102 NCAA Tournament Box Scores

Record Book

104-108 Individual Records
109 Freshman Records
110-111 Team Records
112-113 All-Time Series
114 Coaching Records
115 Annual Leaders
116-117 Miscellaneous Streaks
 Moby Arena Records
118-131 Year-by-Year Results
132 Top-25 Ranking History

Media Information

134 Communications Staff
134-135 Media Guidelines
136-137 MW Composite Schedule
138-139 The Mountain West
140 CSU Media Outlets

Credits

Editor/Project Coordinator	Danny Mattie
Contributors	Paul Kirk, Danielle Marshall Nic Hallisey, Stuart Buchanan, Craig Buchanan, Derek Marshall, Dalton Linkus
Front Cover Design	Kyle Stopperan
Photos	Dan Byers, Tim O'Hara, Don Reichert, Tom Waido, Nic Hallisey, Danny Mattie
CSU Photos Services, Rich Clarkson & Associates, Denver Convention & Visitors Bureau	



1 | Antwan Scott
6-2/178 | G | RS-SR
Wylie, Texas



2 | Daniel Bejarano
6-5/210 | G | RS-SR
Phoenix, Ariz.



3 | Gian Clavell
6-4/185 | G | JR
Caguas, Puerto Rico



4 | John Gillon
6-0/168 | G | RS-SO
Houston, Texas



5 | Fred Richardson III
6-7/212 | G | JR
Houston, Texas



10 | Joe De Ciman
6-3/201 | G | JR
Regina, Sask.




11 | Stanton Kidd
6-8/225 | F | RS-SR
Baltimore, Md.



12 | Carlton Hurst
6-3/190 | G | SO
Denver, Colo.



13 | Mike Burnett
6-2/175 | G | RS-JR
Denver, Colo.



15 | Tiel Daniels
6-7/234 | F | RS-JR
Wentzville, Mo.



22 | Jeremiah Paige
6-3/166 | G | FR
Denver, Colo.



30 | Marcus Holt
6-10/204 | F/C | SR
Aurora, Colo.



31 | J.J. Avila
6-8/250 | F | RS-SR
McAllen, Texas



34 | Dakota Patton
6-2/170 | G | RS-FR
Loveland, Colo.



41 | Toby Van Ry
6-10/196 | F | FR
Fort Collins, Colo.



Larry Eustachy
Head Coach
Third Year



Leonard Perry
Associate Head Coach
Third Year



Steve Barnes
Assistant Coach
Third Year



Ross Hodge
Assistant Coach
Third Year



Tiffany Beckham
Director of Operations
Third Year



Willie Glover
Video Coordinator
Third Year



This is Colorado State University





As one of the nation's leading research universities, Colorado State provides an excellent and accessible education, conducts research that transforms our world, and leads outreach programs that support economic vitality and improve the quality of life for people worldwide.

As Colorado's land-grant university, Colorado State was founded in 1870 to fulfill the vision of President Abraham Lincoln and others—to create access and opportunity for people in Colorado and around the world who can benefit from hands-on, engaged learning.



With more than 150 programs of study and 78 undergraduate degree programs in eight colleges—and a faculty-to-student ratio of 16.5:1—students have access to a wealth of educational possibilities. Colorado State leads the world in disciplines such as human and animal health, clean energy and the environment, global and sustainable business, engineering, and climate research. Along with outstanding programs in the liberal and performing arts, humanities and social sciences, Colorado State offers some of the top professional programs in the country in construction management, occupational therapy, psychology, communications and agriculture—and is home to the top-ranked public business school in the state.



Challenging academic programs and world-changing research are hallmarks of Colorado State, and it is our special commitment to service, outreach, and transforming our world through innovation that sets this university apart. Even more important, CSU's character is reflected in the quality of our students and graduates, who embody the university's mission of service and go on to make a significant impact on our world when they graduate.

We invite you to learn more about Colorado State, a university with vision, character and a commitment to excellence.





CSU At A Glance

- CSU's Veterinary Medicine program ranks third in the country, also ranking third in national federal research dollars.
- BusinessWeek ranked CSU's undergraduate College of Business program 67th. The marketing and business law programs were ranked in the nation's Top 10 by the magazine.
- In 2008, CSU conferred its 150,000th bachelor's degree and 200,000th overall degree.
- According to NCAA statistics, CSU's graduation rate for student-athletes is higher than the graduation rate for the overall student body.

Colorado State University takes very seriously its role in educating student-athletes. Excellence is expected on the field and in the classroom.

The most recent NCAA academic statistics reveal that Colorado State leads the Mountain West Conference in graduation rate for student-athletes at 66 percent – well ahead of the conference's overall student-athlete graduation rate of 57 percent. In football, Colorado State is second in the MW, graduating 68 percent of its student-athletes – again, well ahead of the conference average of 49 percent. Additionally, CSU student-athletes graduate at a higher percentage than the general student body.




Colorado State, however, is not resting on its reputation for graduating its student-athletes. The state-of-the-art Anderson Academic Center, which has greatly enhanced the academic facilities available for student-athletes, opened in August 2009.



While the athletic department takes its role in the educational process very seriously, Colorado State's mission to provide a world-class education is at the core of academic success. U.S. News and World Report ranked Colorado State in its top tier in its annual "America's Best Colleges" report. The university offers 72 majors and 27 minors, and many of its programs are ranked among the best in the country.

Colorado State continues to push forward in its mission to provide the best possible education. Construction recently was completed on the state-of-the-art University Center for the Arts and Computer Science buildings and the Rockwell Hall expansion at the College of Business.






300+ Restaurants

Fort Collins Facts

- No. 1 place to live in the U.S. (Money magazine, August 2006).
- No. 1 Best Place to Live and Work for Young Professionals (pop. 100,000-200,000), Next Generation Consulting, March 2009.
- No. 2 in Forbes magazine's best United States cities for business and careers (March 2009); Denver ranked 14th and Boulder was 20th among five Colorado locations in the publication's top 40.
- One of the Top-20 Places to Thrive (Best Boomer Towns, February 2009).
- Ranked fifth-most educated city in America (Forbes magazine, November 2008).
- One of the Best Places to Raise Your Kids (BusinessWeek, November 2008).
- Gold level Bicycle Friendly Community (League of American Bicyclists, 2013).
- One of the Top-100 communities for young people (America's Promise, September 2005).

One of Colorado's most vibrant cities, Fort Collins is the best place in the country to live, work and play. Tucked against the foothills of the Rocky Mountains, the city is within an hour's drive of Denver, the nation's 25th-largest metro area.

Fort Collins' 145,000 residents bask in 300 days of sunshine per year — more than San Diego and Florida — and the city boasts a lively arts and cultural scene, and is a haven for outdoor enthusiasts with over 300 miles of bike paths and trails, and easy access to the scenic Poudre River and majestic Rocky Mountain National Park.



145,000 Approximate population of Fort Collins



Old Town Fort Collins, the inspiration for Disneyland's Mainstreet USA



Since its founding as a military fort in 1864, Fort Collins has anchored northern Colorado's rich heritage of academic, business and recreational pursuits. Hiking, mountain biking, kayaking, river rafting and rock climbing are just a few popular outdoor pursuits for students and residents.

The city maintains more than 600 acres of parks, 30,000 acres of natural areas, 29 miles of off-street trails for hiking and biking, and three public golf courses. Old Town, the heart of Fort Collins, offers a one-of-a-kind shopping experience and more than 80 restaurants, in addition to a vibrant night life and multiple cultural arts centers.



Horsetooth Reservoir, located just a few miles west of CSU's main campus, offers great outdoors opportunities including camping, boating, fishing, swimming, hiking, climbing and more.





The Denver Metro Area, with a population of 2.4 million, is less than an hour's drive from Fort Collins. Three of its teams have competed for their respective world championships in the past 15 years, and Colorado fans are among the most passionate in the nation. Denver has all the features of any big city, including great shopping and nightlife on the 16th Street Mall (Denver Pavilions, right), a one-of-a-kind concert venue in Red Rocks Amphitheatre (bottom), an adrenaline-inducing amusement park in Elitch Gardens (below, left), and the world's 10th-busiest airport, Denver International (below, right).

Nicknamed the Mile High City because it is one mile above sea level, downtown Denver is home to the Colorado state capitol building, the 13th step of which is exactly one mile in elevation.





Colorado State's student-athletes in all sports enjoy some of the finest facilities in the country, including (clockwise from above) Moby Arena, volleyball and men's and women's basketball; Sonny Lubick Field at Hughes Stadium, football; Ram Field, softball; University Tennis Complex, tennis; Jack Christiansen Track, outdoor track & field; Moby Pool, swimming & diving; Harmony Club, men's and women's golf; and Lagoon Field, women's soccer.





Student-athletes at Colorado State are students first, and a quality learning environment is essential to achieving the high standards expected of them. That's why, in 2009, the Anderson Academic Training Center was completed, offering Rams student-athletes a first-class academic facility. As a team, CSU is one of the top academic teams in the nation, holding a team cumulative GPA of 3.28 last season.

Features:

- A computer lab with more than 30 workstations.
- Five private tutorial rooms and large study areas.
- Six full-time academic coordinators to assist student-athletes in their studies

The training portion includes a state-of-the-art weight room and strength and conditioning center, in addition to a nutrition center. One of the newest and most comprehensive in the Mountain West, each team has a sport-specific strength coach to work with them throughout the year.



Training Room

During the summer of 2013, the training room went through a major transformation, doubling in size to help make it one of the finest in the country. It features a multitude of taping and treatment tables, rehabilitation equipment, and hot/cold tubs, including an underwater treadmill, the only of its kind in the state.





Also established in 2009 was the Indoor Practice Facility, measuring more than 66,000 square feet. The structure allows the team to practice and train in an additional facility, especially in the spring during individual and small group work.

Features:

- A 70-yard synthetic-turf football field.
- Large gymnasium for basketball and volleyball
- Utilized for training by all 16 varsity sports, and includes a four-lane, 70 meter track.
- Retractable netting for batting cages and golf workouts.
- Video deck allows CSU coaches and student-athletes to re-view technique and put it into play immediately





Colorado State University boasts a rich and proud basketball tradition that dates back more than 100 years. Part of that proud history includes one of the most distinctive and effective homecourt playing facilities in the nation.

The team's home arena, Moby Arena, is a cozy and intimate playing facility nestled in the heart of the university's central campus. It's also an arena that through the years has spawned Moby Madness, the raucous support of fans witnessing Rams basketball.

The arena features the pride and tradition of the Rams program that dates back a century and a newness associated with renovation projects completed in 1999, 2001, 2009, 2012 and 2013.

When the initial renovation was completed in 1999, the entire facility had undergone a major facelift, including all-new seating, meeting rooms, and a new locker room and player lounge area - which were again updated for the 2009-10 season.

In 2001, another renovation took place in Moby Arena when an entirely new playing surface was installed. More than 23,000 square feet of hardwood was installed on the floor of the arena.

The 2010-11 season marked the first for CSU's \$1 million state-of-the-art videoboard system. And the latest upgrades, which were completed in two phases in 2012 and 2013, included remodeled concourses with updated ticket windows, restrooms and concessions stands throughout the arena, and a newly designed Hall of Fame room on the Arena's south concourse.

The combination of attractive playing facility, CSU's rich basketball history, and local university support combine to form Moby Madness.





Sold out crowds are a common occurrence at Moby Arena where the raucous students and loyal fans have helped the Rams' home venue earn a reputation as one of the best home-court advantages in the nation.

During the 2011-12 and 2012-13 seasons, the Rams were a combined 30-2 at Moby Arena, including a streak of 23 straight home victories that ranked as the third longest active home win streak in the country in 2013.

Since the Arena opened its doors in 1965-66 more than 3.7 million fans have gone through the turnstiles and cheered the Rams on to victory against some of the top players and programs in the nation.



Top Seasons at Moby Arena

Rank	Year	Record	Win%
1.	2012-13	16-1	.941
2.	2011-12	14-1	.933
3.	1989-90	13-1	.923
	1977-78	12-1	.923
5.	1991-92	10-1	.909
	1968-69	10-1	.909



The CSU men's basketball locker room received another upgrade during the summer of 2013, as the dressing area was expanded, and a player lounge, pictured below was added.

Facilities Upgrades

The men's basketball locker room at Colorado State received major upgrades in 2009 and again in 2013, including an expanded dressing area, floor-to-ceiling lockers, and an upgraded player lounge and meeting area complete with all the amenities.

The Rams also access to state-of-the-art academic and weight-training facilities at the Academic & Training Center, and a brand new basketball practice gym at the Indoor Practice Facility, plus the Rams' upgraded Training Room which was expanded .



Indoor Practice Facility Basketball Court





Business

Thomas Bradbury, past director, National Western Stock Show
 Jeff Christmann, operations manager, GE Johnson Construction
 Donald DeGryse, vice president, Lockheed Martin
 Lindsay Gill, product development manager, Spyder Active Sports
 Edward Henney, past senior vice president, Safeway Stores
 Kenneth Monfort, past board of directors member, ConAgra
 James Smith, president & CEO, Smith Investments Inc.

Entertainment/Communications

John Amos, actor, *The West Wing*
 Baxter Black, American cowboy poet & humorist
 Yosef Komunyakaa, Pulitzer Prize winner, *Neon Vernacular*
 Gregory Osberg, executive vice president, *Newsweek Magazine*
 Vicki Porter, two-time Pulitzer Prize winner, community reporting
 Hugh Ragin, jazz trumpet player
 Jim Sheeler, Pulitzer Prize winner, *Rocky Mountain News*
 Robert A. Taylor, D.V.M., TV personality, *Emergency Vets*

Government/Military


Wayne Allard, D.V.M., United States Congressman
 John Ensign, D.V.M., United States Senator
 Peter Lemon, recipient of Congressional Medal of Honor
 Ed Rhoades, former commander, U.S.S. *Halyburton*
 Bill Ritter, former Colorado Governor
 Roy Romer, former Colorado Governor
 Terry Slatic, Iraq veteran, U.S. Marine Corps

Science

Kent Rominger, deputy director, Flight Crew Operations, NASA
 James van Hoften, former NASA astronaut, Lt. Col. USAF

Sports

David Anderson, Six-year NFL pro
 Al "Bubba" Baker, NFL Defensive Rookie of the Year, three-time Pro Bowler
 Less Browne, Canadian Football League Hall of Famer
 Jack Christiansen, Pro Football Hall of Famer
 Janay DeLoach, 2012 Olympian, bronze medalist in long jump
 Clark Haggans, Arizona Cardinals
 Becky Hammon, Olympian and current WNBA basketball player
 Caleb Hannie, NFL Quarterback, Baltimore Ravens
 John Howell, Super Bowl Champion, Tampa Bay Buccaneers
 Colton Iverson, NBA player
 Raymond Jackson, player development, Pittsburgh Steelers
 Greg Jamison, president & CEO, San Jose Sharks
 Floyd Kerr, director of athletics, Morgan State University
 Mark Knudson, former Major League Baseball pitcher
 Martin Laird, PGA Tour
 Casey Malone, 2004 Olympian, sixth place in discus
 Felix "Tippy" Martinez, former Kansas City Royals player
 Thurman "Fum" McGraw, Pro Football Hall of Famer
 Keli McGregor, former president, Colorado Rockies
 Mike Montgomery, basketball coach (currently head coach, Cal)
 Greg Myers, College Football Hall of Famer
 Milt Palacio, NBA player
 Jason Smith, NBA player
 Erik Phillips, athletic trainer, Phoenix Suns
 Joey Porter, Retired NFL player
 Amy Van Dyken, six-time Olympic gold medalist
 Bradlee Van Pelt, winningest QB in CSU history



Jason Smith
NBA Player



Martin Laird
PGA Tour




John Amos
Actor



Bill Ritter
Former Colorado
Governor




Becky Hammon
WNBA Superstar



Janay DeLoach
2012 Olympic Bronze Medalist

**Rams in the NBA**

Year	Name	Round	Pick	Team
1951	Glen Anderson	-	-	Syracuse Nationals
1951	Bill Gossett	-	-	Tri-Cities Blackhawks
1963	Bill Green	1	8	Boston Celtics
1966	Lonnie Wright	6	54	St. Louis Hawks
1967	Bob Rule	2	19	Seattle Supersonics
1967	Dale Schlueter	6	63	San Francisco Warriors
1967	Sonny Bustion	7	75	San Francisco Warriors
1969	Floyd Kerr	3	30	Phoenix Suns
1969	Lloyd Kerr	3	39	Phoenix Suns
1969	Mike Davis	12	162	Cincinnati Royals
1970	Cliff Shegogg	7	111	Buffalo Braves
1971	Rick Fisher	2	27	Portland Trailblazers
1971	Mike Childress	6	86	Cleveland Cavaliers
1973	Gary Rhoades	5	75	Houston Rockets
1978	Larry Paige	7	147	Los Angeles Lakers
1978	Alan Cunningham	8	169	Philadelphia 76ers
1980	Barry Young	9	185	New Jersey Nets
1982	Eddie Hughes	7	140	San Diego Clippers
1983	Mark Steele	6	138	Los Angeles Lakers
1989	Pat Durham	2	35	Dallas Mavericks
1996	Joe Vogel	2	45	Seattle Supersonics
1999	Milt Palacio	-	-	Vancouver Grizzlies
2005	Brian Greene	-	-	Denver Nuggets
2005	Matt Nelson	-	-	Charlotte Bobcats
2007	Jason Smith	1	20	Miami Heat
2013	Colton Iverson	2	53	Indiana Pacers



In the history of Colorado State basketball, 26 players have gone on to continue their basketball careers in the NBA, and many more, including Brian Greene (below, center) have found professional success overseas.

Jason Smith (right) became the second first-round pick in Rams program history, in 2007. Smith was chosen with the 20th overall selection by the Miami Heat. Moments after the selection, the Heat traded the rights to Smith to the Philadelphia 76ers.

In 1963, Bill Green (below, right) was selected No. 8 overall by the defending NBA champion Boston Celtics, becoming the school's initial first-round selection, and the highest player selected to date.

The Boston Celtics also landed the rights to Rams' big man Colton Iverson in a draft-night trade. Iverson was selected 53rd overall in the second round of the 2013 NBA Draft by the Indiana Pacers before being acquired by the Celtics via trade later that night.





Staff and Administration





Larry Eustachy

Head Coach | Long Beach State (1979) | Third Year at CSU

Larry Eustachy, the 2000 Associated Press and U.S. Basketball Writers Association National Coach of the Year, enters his second season as head coach of the Colorado State men's basketball program in 2013-14. He was introduced as the 19th head coach in the history of the CSU basketball on April 12, 2012.

In his first year at the helm, Eustachy led the Rams to arguably the best season in school history, guiding the squad to a program-best 26-9 record, and an NCAA Tournament victory over the Missouri Tigers before bowing out against eventual national champion Louisville.

EUSTACHY AT A GLANCE

PERSONAL

Hometown	Alameda, Calif.
College	Long Beach State, 1979
Family	Wife: Lana Sons: Hayden and Evan

COACHING HONORS

Year	School, Position
2012	NABC District 11 Coach of the Year
2012	Conference USA Coach of the Year
2001	AP National Coach of the Year
2001	Big 12 Coach of the Year
2000	AP National Coach of the Year
2000	USBWA National Coach of the Year
2000	Big 12 Coach of the Year
2000	NABC District 12 Coach of the Year
1998	Big West Coach of the Year
1998	Utah National MS Society Sportsperson of the Year
1995	Big West Coach of the Year

COACHING RÉSUMÉ

Year	Tournament
1979-81	Citrus (Calif.) College, assistant coach
1981-86	Mississippi State, assistant coach
1986-87	Idaho, assistant coach
1987-89	Utah, assistant coach
1989-90	Ball State, assistant coach
1990-93	Idaho, head coach
1993-98	Utah State, head coach
1998-03	Iowa State, head coach
2004-12	Southern Mississippi, head coach
2012-present	Colorado State, head coach

The Rams cracked the Associated Press top 25 for first time since 1954, and in the process Eustachy became the only head coach in NCAA Division I history to lead five different programs - Colorado State, Southern Miss, Iowa State, Utah State and Idaho - to 24 or more wins in a single season.

A veteran mentor with more than 30 seasons of coaching experience - including 22 seasons as a head coach - Eustachy has amassed an impressive 444-283 record in stops at Idaho (1990-93), Utah State (1993-98), Iowa State (1998-03) and Southern Miss (2004-12) and CSU (2012-present), leading his squads to 11 campaigns of 20 or more victories, eight postseason berths (including five NCAA tournament appearances), and six conference championships.

Eustachy, a native of Alameda, Calif., and a 1979 graduate of Long Beach State University, has garnered numerous coaching honors throughout his illustrious career. In addition to his two National Coach of the Year nods in 2000, he was also the 2001 runner-up for the AP's top coaching honor.

He was twice named the Big West and Big 12 Coach of the Year during stints at Utah State (1995 and 1998) and Iowa State (2000 and 2001), respectively, and joins the Rams after leading his Southern Miss Golden Eagles' squad to 25 wins in 2011-12 to earn the 2012 Conference USA Coach of the Year award. Eustachy is also the reigning National Association of Basketball Coaches (NABC) District 11 Coach of the Year.



"Nobody's guys will play harder or rebound better. Larry was the first guy I hired when I became a head coach in 1986. I believe that if he spent the last 15 years at a Kentucky or North Carolina, he would have won three national championships by now. He is that talented."

-- Former NBA and current UTEP Head Coach, Tim Floyd

Eustachy's coaching career began at the age of 22 as an assistant coach at Citrus (Calif.) College, where he played two seasons after a standout prep career at Arcadia High School. From 1981-90 Eustachy honed his skills as an assistant at Division I schools Mississippi State (1981-86), Idaho (1986-87), Utah (1987-89) and Ball State (1989-90) before taking his first head coaching job at Idaho (1990-93).

Following his stint at Idaho, Eustachy spent five seasons (1993-98) as the head coach at Utah State (1993-98). He then took over for close friend Tim Floyd at Iowa State, spending five seasons in Ames, Iowa, and leading the Cyclones to the Elite Eight in the 2000 NCAA tournament.

Eustachy spent the previous eight seasons at Southern Miss, where he resurrected the Golden Eagles program and led USM to four 20 win seasons, including each of his last three campaigns in Hattiesburg.

Eustachy is a native of Alameda, Calif. He and his wife Lana live in Fort Collins. Eustachy has two sons, Hayden and Evan.

The Eustachy Philosophy

Eustachy's philosophy is a unique mixture of several coaches who had great influence on him during his years as a player and



as an assistant coach. Eustachy's teams put a premium on defending and rebounding, combining that with peak physical conditioning and strength, all the while incorporating an offense that best utilizes the talents of the respective members of the team.

It's a philosophy that contains the contribution of a number of coaches, including his influential junior college coach Neil Edwards, former USC and Mississippi State Coach Bob Boyd - Eustachy's mentor - former NBA and current UTEP Head Coach Tim Floyd, whose own philosophy had bits of Don Haskins and his father, Lee Floyd, a former coach during the 1950s and '60s at Southern Miss.

Eustachy not only instills physical toughness in his players, but he also strives to make his players value the mental part of the game, an aspect that is created through stressful practice. It's during those practices that Eustachy knows he and his staff need to be at their best, for that is where the battles on the court are often times won and lost.

HEAD COACHING EXPERIENCE					
Year	School	Rec.	Conf. Rec.	Conf. Finish	Postseason
1990-91	Idaho	19-11	11-5	3rd	
1991-92	Idaho	18-14	10-6	T-3rd	
1992-93	Idaho	24-8	11-3	1st	
Three seasons		61-33	32-14		
1993-94	Utah State	14-13	11-7	T-2nd	
1994-95	Utah State	21-8	14-4	1st	NIT First round
1995-96	Utah State	18-15	10-8	4th	
1996-97	Utah State	20-9	12-4	1st	
1997-98	Utah State	25-8	13-3	1st	NCAA First round
Five seasons		98-53	60-26		
1998-99	Iowa State	15-15	6-10	9th	
1999-00	Iowa State	32-5	14-2	1st	NCAA Elite Eight
2000-01	Iowa State	25-6	13-3	1st	NCAA First round
2001-02	Iowa State	12-19	4-12	T-10th	
2002-03	Iowa State	17-14	5-11	T-9th	NIT Second Round
Five seasons		101-59	42-38		
2004-05	Southern Miss	11-17	2-14	14th	
2005-06	Southern Miss	10-21	3-11	11th	
2006-07	Southern Miss	20-11	9-7	T-4th	
2007-08	Southern Miss	19-14	9-7	T-4th	
2008-09	Southern Miss	15-17	4-12	T-10th	
2009-10	Southern Miss	20-14	8-8	6th	CIT First Round
2010-11	Southern Miss	22-10	9-7	T-5th	Declined
2011-12	Southern Miss	25-9	11-5	2nd	NCAA Second Round
Eight seasons		142-113	55-71		
2012-13	Colorado State	26-9	11-5	2nd	NCAA Third Round
2013-14	Colorado State	16-16	7-11	T8th	
Two seasons		42-25	18-16		
23 seasons		444-283	207-165		



Leonard Perry

Associate Head Coach | Idaho (1995) | Third Year at CSU

Leonard Perry enters his third season as associate head coach at Colorado State in 2014-15. He was hired by Larry Eustachy on April 12, 2012.

He comes to CSU after spending one season on Eustachy's staff at

Southern Miss. During his time with the Golden Eagles, Perry helped guide the team to a 25-9 record, and a berth in the 2012 NCAA tournament.

Perry rejoined Eustachy's staff at Southern Miss after spending the previous six years with the Indiana Pacers. Perry served as an assistant coach during the 2006-07 season. He then spent 2007-11 as an Advanced Scout for the Pacers. Beginning in 2008, he was in charge of NBA and NBA Developmental League Pro Scouting.

Prior to Indiana, Perry was the head coach at his alma mater, Idaho, from 2001-06, where he led the Vandals to a 48-97 record over five seasons. During his tenure, Perry coached eight All-Big West Conference players.

Before Idaho, Perry spent six years as a coach for Larry Eustachy at Iowa State and Utah State. Perry went to Iowa State in 1998 as an Assistant Coach. The following year, he was promoted to Associate Head Coach. Perry helped lead the Cyclones to two NCAA Tournament Appearances, including the 2000 Big XII regular season and tournament championship and a spot in the Elite Eight.

Perry was an assistant coach at Utah State from 1995-98. While in Logan, he helped lead the Aggies to a 63-32 record, including two 20-win seasons. In 1996-97 and 1997-98, Utah State won back-to-back Big West Conference regular season championships, and made the NCAA Tournament in 1997-98.

Perry began his coaching career at Idaho as a student assistant coach from 1993-95, first under Larry Eustachy and then for Joe Cravens. In his first year as a student assistant, the Vandals won the 1993 Big Sky Conference regular-season championship with a 24-8 record.

Perry was no stranger to success as a player at Idaho. As the starting point guard, he led the Vandals to a 25-6 mark, the Big Sky Conference Tournament championship and a berth in the 1990 NCAA Tournament. He was known for tough defense, leadership and hard work and received the team's most improved player award in 1990 and the Ronald White Award in 1991 as the Vandals' most outstanding player.

The former McLennan (Texas) Junior College standout arrived in Idaho with impressive credentials as one of Street & Smith's top junior college transfer players. Perry earned All-North Texas Junior College Athletic Conference honors as a sophomore, averaging 16.2 points per game. He also averaged 15.0 points as a freshman on a McLennan team that finished 27-6.

Perry graduated from Idaho in 1995 with a degree in general studies with an emphasis in English.

The Dallas, Texas native was an honorable mention All-American at Kimball High School, where he earned All-State, All-District and All-Metro honors. The four-year letterwinner scored 32 points in the Texas Class 5A state championship game his senior year, and led Kimball to a four-year record of 126-12.

Perry and his wife, Christina, have two daughters, Keisha Ann and Kayla Corrine, and a son, Justin Leonard. Perry also has another son, Leonard III, and daughter Camitri Deon.



Steve Barnes

Assistant Coach | Azusa Pacific (1980) | Third Year at CSU

Steve Barnes enters his second season as an assistant coach at Colorado State in 2014-15, and his third season at CSU overall after spending the 2012-13 season as the Rams' Director of Player Personnel.

Barnes, who has 30 years of collegiate coaching experience and 31 years overall in collegiate athletics, came to Colorado State after spending the previous eighth season as the associate head men's basketball coach under Larry Eustachy at Southern Miss.

Barnes, whose relationship with Eustachy dates back to the 1970s, previously coached with Eustachy at Iowa State as the associate head coach in 1998-99 and 2002-03.

Barnes and Eustachy were high school and college teammates at Arcadia High School, Citrus Junior College and Chico State. The pair have competed or coached together in six different settings (Arcadia High, Citrus, Chico State, Idaho, Utah State and Iowa State), including all four of Eustachy's head coaching posts.

Between his two stints at Iowa State, Barnes was the head coach at San Jose State University for three years, posting a 39-51 mark. He led SJSU to the school's first back-to-back .500 seasons since the mid-1980s, going 15-15 and 14-14 in his first two campaigns.

In his first season, Barnes helped lead SJSU to a fifth-place finish in the Western Athletic Conference, the best by the school since becoming a member of the WAC. The Spartans were 10-22 in Barnes' final season (2001-02). That year was highlighted by a 64-62 win at Iowa State that broke the Cyclones' school-record 39-game home-court winning streak, the second-best active winning streak in the nation at the time.

Known for his recruiting prowess, Barnes reaped immediate rewards at San Jose State, assembling some of the top recruiting classes in the school's history. His 2001 SJSU recruiting class was ranked in the top 20 nationally by Clark Francis' HoopScoop. Barnes also had a key role in recruiting Iowa State All-American and 2001 Big 12 Conference Player of the Year Jamaal Tinsley, a first-round NBA draft pick in 2001.

The Arcadia, Calif., native has 28 years of collegiate coaching experience, including 20 at the Division I level. He only had one season with a sub-.500 record, which occurred in his final year with San Jose State.

Barnes began his coaching career in 1978 at Arcadia (Calif.) High School, his alma mater, as an assistant coach. He later became an assistant coach for the 1982 and 1983 seasons at Azusa Pacific, his collegiate alma mater. While in college, he played one season at Azusa Pacific, leading his squad to a 25-10 record as a senior and earning his bachelor's degree in 1985.

He received his first head coaching job at Capistrano (Calif.) Christian High School in 1984, before returning to the collegiate level at Saddleback College in 1985 as an assistant coach.

Barnes spent two seasons there, finishing in second place at the California Community College state championship tournament in 1987.

He spent the 1987-88 season at Cal Poly - San Luis Obispo, before joining Kermit Davis' Idaho staff in 1988 as an assistant coach. In his first two years at Idaho, the Vandals won two Big Sky Championships and made two NCAA Tournament appearances.

After Davis departed in 1990, Barnes stayed on staff at Idaho, working with Eustachy. That stint marked the first time the two worked together as collegiate coaches. The pair coached three years together at Idaho, winning the Big Sky Conference Championship with a 24-8 record in 1993.

Barnes and Eustachy continued their coaching relationship in 1994, as Barnes served as the associate head coach at Utah State for two years.

Following the 1994 season, Barnes left the Aggies to become an assistant at Division II Cal State Bakersfield. The Roadrunners made NCAA Tournament appearances both years, including a 26-4 mark in 1996. In his short time at CSU-Bakersfield, Barnes recruited first-team All-American and 1996 Division II Player of the Year Kebu Stewart, who later became a second-round draft pick for the Philadelphia 76ers.

Barnes coached two front-line standouts while at Iowa State, All-American Marcus Fizer and Paul Shirley, both of whom went on to careers in the NBA. Barnes also had a hand in recruiting former All-American and current NBA standout Jamaal Tinsley and NBA veteran Jackson Vroman.

Barnes again teamed with Eustachy at Utah State as the associate head coach in 1997. The pair spent two more seasons with the Aggies, sharing the Big West Conference regular-season title in 1997, and finishing with a 25-8 record in 1998, capturing the outright title and earning an NCAA berth.

Barnes left with Eustachy and headed to Iowa State in 1998. The Cyclones went 15-15 in Eustachy's first season, led by first-team All-Big 12 selection and future All-American Marcus Fizer. Barnes left ISU in 1999 when he took the head job at San Jose State.

Barnes was born in Frankfurt, Germany, on June 22, 1957. He spent his youth growing up in North Carolina, before moving to Arcadia, Calif. He and his wife, Judy, a native of Folsom, Calif., are the parents of two children, Megan and Josh.



Ross Hodge

Assistant Coach | Texas A&M - Commerce (2003) | Third Year at CSU

Ross Hodge begins his third season at assistant coach with the Colorado State men's basketball program in 2014-15. Hodge was hired at CSU by Eustachy on April 12, 2012.

Hodge came to Colorado State after serving as an assistant coach under Larry Eustachy at Southern Miss for one season. While at USM, Hodge helped the Golden Eagles to a school-record 25 wins and an appearance in the 2012 NCAA tournament.

Before arriving at Southern Miss, Hodge spent two seasons as head coach at Midland College in Midland, Texas. During his tenure with the Chaps, Hodge compiled a 63-7 record, which included the 2011 Western Junior College Athletics Conference title. That same season Midland advanced to the National Junior Collegiate Athletics Association championship game. Hodge was named NJCAA Region V Coach of the Year.

In 2009-10, Hodge helped the Chaps to their best start in school history (26-0), ending the regular season with the nation's No. 1 ranking.

Prior to his time at Midland, Hodge coached for four years at Paris Junior College in Paris, Texas, the last three as head coach. He tallied an 83-17 record during his time at Paris, including two Texas Eastern Athletic Conference regular-season championships. In 2006-07 he was named the Texas Eastern Athletic Conference Coach of the Year, and the following year (2007-08) he earned Region 14 Coach of the Year honors.

Between 2003 and 2005 Hodge acted as the assistant men's basketball coach at Texas A&M University-Commerce, where he helped the Lions to the 2004-05 Lone Star Conference Championship, and a spot in the NCAA Division II Sweet Sixteen.

Hodge was a two-year starter at Paris Junior College, where he won the Bobby Walters Leadership Award in 2001. He finished his playing career at Texas A&M-Commerce, where he was honored with the Terry Allen Award for leadership and positive representation on and off the court in 2003.

Hodge, a native of Dallas, Texas, and his wife, Shelly, have a daughter, Emery, and a son, Reed.



Tiffany Beckham

Director of Operations | Southern Miss (2003) | Third Year at CSU

Tiffany Beckham enters her third season as Director of Operations for Colorado State's men's basketball program in 2014-15.

Beckham comes to Colorado State after spending the previous six years working in the Southern Miss athletic

department, the last two with the men's basketball team. She also assisted the Student Academic Enhancement Program as the Academic Counselor for men's basketball, football and men's tennis.

Beckham is a graduate of Southern Miss, where she earned her bachelor's degree in history and a master's degree in European history. She is also attended Hinds Community college in Raymond, Miss., where she played soccer for the Hinds Lady Eagles.

She is a native of Pearl, Miss.



Willie Glover

Video Coordinator | Southern Miss (2009) | Second Year at CSU

Willie Glover enters his second season with the Colorado State men's basketball program in 2014-15 after previously working on Head Coach Larry Eustachy's staff for four seasons at Southern Mississippi. Glover will serve as the Rams' video coordinator.

Glover worked on the Golden Eagles' staff as a student assistant for three seasons, 2006-09, while earning his undergraduate degree in coaching in 2009.

Following his graduation from USM, he served one season, 2009-10, as the Golden Eagles' video coordinator and camp director. He also assisted with academics, while retaining duties and responsibilities as a manager.

A native of Holly Springs, Miss., Glover was born Dec. 21, 1985. He has two daughters, Alyssa (7) and Amiyah (1), and a son, Tre (2).



John Morris Interim Director of Athletics | Vanderbilt (1990) | Third Year at CSU

John Morris joined the Colorado State staff in June of 2012 as the Department's Deputy Athletic Director and took over as Interim Director of Athletics in August of 2014. As interim athletic director, Morris runs all day-to-day operations of the athletic department.

Prior to coming to Colorado State, Morris served as the senior associate athletic director for the Washington Huskies for eight years. In Seattle, Morris managed several sports programs, in addition to overseeing the athletic department's NCAA rules compliance program and the student-athlete academic support unit.

Morris also spent two-and-a-half years as the assistant athletic director for compliance and student services at Sacramento State and three years with the NCAA. In Sacramento, he supervised the operation of the athletics advising office and life skills office, and oversaw the operation of four sports. While with the NCAA, Morris spent two years as the associate director of membership services/coordinator of interpretations, where he was the primary NCAA interpretations contact for various Division-I conferences.

He began his professional career in intercollegiate athletics at Vanderbilt, working as a compliance assistant during the 1997-98 academic year. Away from athletics, he was also an attorney for the firm of Lowndes, Drosdick, Doster, Kantor & Rered in Orlando.

Morris earned his bachelor of arts degrees in French and political science from Vanderbilt in 1990, and his law degree from Vanderbilt's School of Law in 1993.

A native of St. Louis, Mo., Morris lives with his wife Taylor, son Oliver (9), and daughter Madeleine (1).



Jim Francis
NCAA Faculty Athletics Rep.



Albert Bimper, Jr.
Sr. Associate Athletic Director
Diversity & Inclusion



Steve Cottingham
Sr. Associate Athletic Director
Chief Financial Officer



David Crum
Sr. Associate Athletic Director
Development



Jason Layton
Sr. Associate Athletic Director
Sales & Marketing



Doug Max
Sr. Associate Athletic Director
Facilities Operations



Christine Susemihl
Sr. Associate Athletic Director
Administration/SWA



Shalini Shanker
Associate Athletic Director
Compliance



Terry DeZeeuw
Associate Athletic Director
Sports Performance



Sara Ray
Director of Student-Athlete
Support Services



Paul Kirk
Assistant Athletic Director
Communications



Matt Klein
Assistant Athletic Director
Business Operations



Jay McMillin
Assistant Athletic Director
Development



Mark Paquette
Assistant Athletic Director
Facilities Operations



Brian Bedard
Track & Field



Larry Eustachy
Men's Basketball



Jen Fisher
Softball



Bill Hemen
Soccer



Tom Hilbert
Volleyball



Jim McElwain
Football



Jon Messick
Tennis



Christian Newton
Men's Golf



Art Siemers
Cross Country



Ryun Williams
Women's Basketball



Chris Woodard
Swimming & Diving



Annie Young
Women's Golf



Student-Athlete Biographies





J.J. Avila | RS-SR | F | 6-8/250

McAllen, Texas (U.S. Naval Academy)

CAREER HIGHS	
Minutes 44 at Colgate (1/29/11)
Points 33 vs. Lamar (12/28/13)
Rebounds 17 vs. Fresno State (1/11/14)
Assists 8 on two occasions
Blocks 3 vs. Neumann (11/16/10)
Steals 6 on two occasions
Field Goals 14 vs. Lamar (12/28/13)
Field-Goal Attempts 20 at San José State (1/8/14)
Three-Pointers 4 on five occasions
Free Throws 10 vs. Northern Colorado (11/22/13)

2013-14 (JUNIOR): Earned Mountain West third-team all-conference accolades...Played and started in all 32 contests...Led the team in overall scoring at 16.6 points per game, while ranking second in MW games at 14.9 points per game...Among the top-10 in the Mountain West in eight categories: scoring (16.6 ppg; fourth), assists (3.4 apg; fifth), offensive rebounding per game (2.6; seventh), field-goal percentage (.454; seventh), free-throw percentage (.795; eighth), assist-to-turnover ratio (+1.4; ninth), rebounding (7.4 rpg; 10th) and steals per game (1.1 spg; tied for 10th)...Tied for the team lead with 27 double-figures scoring games, and posted a team-most 12 games with 20+ points including two 30-point contests...Posted double-digit rebounds in seven contests and ranked second on the team with four double-doubles on the year...Dished out five or more assists nine times, which ranked second on the team, and posted three games with three or more steals, good for third on the squad...Recorded team-leading totals with 13 games as the Rams' top scorer and 17 games as the squad's top assist man, while ranking second with 10 games as the top rebounder on the team...Posted the top four scoring outputs of the season for the Rams including his 33 points vs. Lamar (Dec. 28) which ranked as the season's top single-game scoring performance for the Rams...His four steals vs. San José (March 5), were also a team single-game high...Played a full 40 minutes on two occasions, vs. Colorado (Dec. 3) and at Utah State (Jan. 15)... Against Fresno State (Jan. 11), eclipsed the 1,000-point plateau for his collegiate career, posting his second consecutive double-double with 13 points, and a personal-best 17 rebounds, plus a career-high-tying six assists in the Rams' win...Closed the season with 1,223 career points at the Division I level including 691 in two seasons at Navy and 532 in his first season at CSU...Hit 186-of-410 field goals (.454), ranking 11th and ninth all-time in the Rams' single-season record book in each category...Just missed the Rams' top-10 single-season free-throw list, knocking down 136 on the season, second on the team...Knocked down at least one three-pointer in 14 contests including eight games with multiple treys.

2012-13 (REDSHIRT): Attended South Texas College in his hometown of McAllen, Texas, but did not compete, instead using the season away as a redshirt year.

2011-12 (SOPHOMORE): Played in 21 games as a sophomore at Navy... Missed the final eight games of the season after voluntarily resigning from the academy on Jan. 20, 2012...Tallied team-leading averages of 15.9 points, 7.2 rebounds and 2.9 assists per contest...Shot 48.6 percent from the field, and 27.6 percent from three-point range...Recorded double-figures scoring in 19 of 21 games, including 16 straight from Nov. 22 vs. Tulane to Jan. 28 vs. Bucknell...Eclipsed the 20-point mark in five contests, including three straight contests at Holy Cross (22 points on Jan. 11), vs. Army (21 points on Jan. 14) and vs. American (24 points on Jan. 18)...Scored a season-high 26 points on 10-of-13 shooting in a road loss at Missouri (Dec. 10)...Pulled down double-digit rebounds in three games, going for 11 at Maryland Eastern Shore (Nov. 11), 14 vs. Army (Jan. 14) and 12 at Colgate (Jan. 21)...Dished out at least three assists in 12 contests, including a career-most six helpers in the MIDs season-opening win vs. Longwood...Also posted 11 points and nine rebounds in the game against Longwood...Recorded eight games with a shooting percentage of .500 or better.

2010-11 (FRESHMAN): Named the Patriot League Freshman of the Year, Avila had one of the top statistical seasons by a freshman in Navy history, ranking second on the team in scoring (11.5), rebounding (5.3), assists (7.4) and free throw percentage (.829), was first in steals (54) and third in three-pointers made (53) and blocks (18)...Led all Patriot League freshmen in scoring, rebounds, three-pointers made, steals and blocks...His 357 points were the third most by a freshman in school history, and he became just one of four freshmen, and the first since Vernon Butler in 1983, to average 10.0 ppg and 5.0 rpg...The only freshman in Navy history to average 10.0 ppg, 5.0 rpg and 2.0 apg...One of four freshmen nationally to average 10.0 ppg, 5.0 rpg and 2.0 apg...On the Navy freshmen list, Avila ranks in the top 10 in points (3rd), points per game (5th), field goals made (3rd), field goal attempts (1st), three-pointers made (2nd), three-point attempts (1st), free throws made (9th), free throw

AVILA'S CAREER STATISTICS AT NAVY/COLORADO STATE

Year.....	GP-GS	Min	Avg	FG	TOTAL			3-PTS			REBOUNDS				PF	FO	A	TO	Blk	Stl	Pts	Avg	
					FGA	Pct	3FG	FGA	Pct	FT	FTA	Pct	Off	Def									Tot
2010-11.....	31-19	866	27.9	123	307	.401	53	164	.323	58	70	829	42	122	164	5.3	85-5	74	84	18	54	357	11.5
2011-12.....	21-21	701	33.4	124	255	.486	21	76	.276	65	83	.783	52	99	151	7.2	57-1	61	53	10	38	334	15.9
NAVY TOTAL.....	52-40	1567	30.1	247	562	.439	74	240	.308	123	153	.804	94	221	315	6.1	142-6	135	137	28	92	691	13.3
2013-14.....	32-32	1070	33.4	186	410	.454	24	76	.316	136	171	.795	82	155	237	7.4	84-4	110	78	16	35	532	16.6
CSU TOTAL.....	32-32	1070	33.4	186	410	.454	24	76	.316	136	171	.795	82	155	237	7.4	84-4	110	78	16	35	532	16.6
DI TOTAL.....	84-72	2637	31.4	433	972	.445	98	316	.310	259	324	.799	176	376	552	6.6	226-10	245	215	44	127	1223	14.6



percentage (4th), rebounds (6th), rebounds per game (7th), assists (7th), assists per game (10th), blocked shots (7th), steals (2nd), games played (5th), minutes played (3rd) and double-figure scoring games (3rd)...Won eight Patriot League Rookie of the Week awards (the fourth most in league history), while winning five straight awards...Recorded two double-doubles, including a 21-point, 11-rebound, five-assist performance against NCAA Tournament qualifier Long Island...Added 13 points and 12 rebounds against Lehigh for his second double-double...Had a big game in Navy's first win of the season, coming against Neumann, scoring 10 points with six rebounds, six assists, three blocks and two steals...Broke out with a 31-point, six-rebound, five-steal performance against Towson, the second-best scoring output by a Navy freshman in program history...Tallied 24 points with five rebounds in a 72-53 win over American, including a school freshman record six three-pointers...Scored over 20 points in games against Bucknell (20) and Lehigh (22)...Averaged 12.0 ppg, 8.5 rpg and 4.5 apg in Navy's two wins over Army...In the Patriot League Tournament loss to Lehigh, scored nine points with nine rebounds, six assists and three steals...Netted 19 points on 7-of-11 shooting in a win over Longwood and had a stretch of nine games from Dec. 30 to Jan. 26, where he averaged 16.6 ppg and 5.2 rpg while shooting 54-of-115 (.470) from the field...Made 17 straight free throws to start his career, including a 9-of-9 effort against Towson... In the Patriot League ranks, Avila was 17th in scoring, 14th in rebounding, 14th in assists, second in steals, 11th in three-pointers made and 11th in blocked shots.

HIGH SCHOOL: A 2010 graduate of McAllen High School...Ranked as the 34th-best player in Texas, according to TexasHoops.com...Named to the 20-player Class 5A Texas Association of Basketball Coaches all-state team...Averaged 21.6 points, 11.9 rebounds, 3.7 assists, 2.1 blocks and 1.6 steals as a senior...A four-year varsity starter for McAllen, Avila departed as the school's all-time leading scorer with 2,865 career points...In addition to all-state honors, also earned all-district accolades and team MVP honors...Named Class 5A District 30's MVP...Also recruited by the University of Texas-San Antonio, Wright State, Davidson, The Citadel, Colgate and Army among others...Recorded close to a 4.0 GPA during high school.

PERSONAL: Born Oct. 11, 1991 in McAllen, Texas...Son of J.J. Avila and Vicki Simpson...Father played football at Southwest Texas State...Has one older sister, Valerie...Majoring in communication studies with a minor in history at Colorado State.



2013-14 (JUNIOR)	START	MIN	FG-FA	PCT.	3G-3A	PCT.	FT-FTA	PCT.	OR-DR	T	PF	A	TO	BLK	STL	PTS
UCCS (11-08)	*	33	4-5	.800	1-1	1.000	6-6	1.000	1-3	4	1	6	1	0	2	15
at Gonzaga (11-11)	*	24	1-5	.200	0-1	.000	0-2	.000	1-3	4	3	1	3	0	0	2
WEBER STATE (11-16)	*	32	10-19	.526	1-6	.167	9-9	1.000	3-4	7	5	6	1	0	2	30
at UTEP (11-19)	*	37	6-19	.316	0-3	.000	7-8	.875	2-5	7	3	6	0	0	0	19
NORTHERN COLORADO (11-22)	*	36	9-13	.692	0-1	.000	10-10	1.000	1-2	3	2	2	5	2	3	28
PRAIRIE VIEW A&M (11-25)	*	34	2-9	.222	1-3	.333	3-4	.750	5-6	11	3	6	4	0	0	8
BETHUNE-COOKMAN (11-27)	*	32	7-12	.583	1-2	.500	6-7	.857	3-1	4	1	1	1	1	0	21
NEW MEXICO STATE (11-30)	*	29	11-17	.647	2-3	.667	5-6	.833	2-4	6	4	1	2	0	1	29
COLORADO (12-03)	*	40	4-19	.211	0-3	.000	8-11	.727	3-8	11	1	3	5	2	1	16
SW OKLAHOMA STATE (12-08)	*	19	11-14	.786	3-3	1.000	2-3	.667	1-5	6	2	3	0	0	2	27
DENVER (12-11)	*	36	7-10	.700	0-1	.000	2-2	1.000	1-3	4	4	6	3	0	1	16
UIC (12-23)	*	26	5-11	.455	0-1	.000	0-0	.000	1-7	8	3	5	1	0	1	10
LAMAR (12-28)	*	33	14-17	.824	1-2	.500	4-7	.571	3-5	8	1	4	2	1	2	33
SAN DIEGO STATE (01-01)	*	35	6-9	.667	0-1	.000	3-4	.750	3-3	6	5	1	3	0	2	15
at New Mexico (01-04)	*	28	6-14	.429	0-2	.000	2-5	.400	2-5	7	2	1	2	0	0	14
at San José State (01-08)	*	36	6-20	.300	0-2	.000	9-11	.818	7-7	14	2	2	0	0	2	21
FRESNO STATE (01-11)	*	39	4-10	.400	2-4	.500	3-4	.750	5-12	17	1	6	5	0	2	13
at Utah State (01-15)	*	40	8-14	.571	1-3	.333	4-6	.667	5-3	8	1	3	5	1	0	21
AIR FORCE (01-18)	*	38	7-14	.500	0-2	.000	7-10	.700	0-5	5	2	4	2	2	3	21
NEW MEXICO (01-25)	*	39	1-12	.083	0-2	.000	6-9	.667	6-6	12	1	4	3	0	1	8
at Nevada (01-29)	*	37	5-14	.357	0-1	.000	2-2	1.000	4-4	8	5	1	3	0	2	12
at San Diego State (02-01)	*	35	4-17	.235	0-3	.000	1-3	.333	0-13	13	4	1	2	0	0	9
UNLV (02-05)	*	26	3-7	.429	2-2	1.000	2-3	.667	1-2	3	4	3	0	1	0	10
at Air Force (02-08)	*	37	8-16	.500	0-1	.000	4-6	.667	9-4	13	3	3	4	1	1	20
UTAH STATE (02-11)	*	37	3-11	.273	0-2	.000	8-8	1.000	1-3	4	1	4	2	2	0	14
at Fresno State (02-15)	*	35	2-8	.250	2-3	.667	2-2	1.000	1-6	7	1	2	1	1	0	8
BOISE STATE (02-18)	*	38	5-10	.500	3-4	.750	0-0	.000	2-2	4	4	8	4	1	1	13
WYOMING (02-22)	*	28	5-10	.500	0-2	.000	1-2	.500	0-4	4	3	4	0	0	0	11
at UNLV (02-26)	*	38	7-14	.500	2-5	.400	6-6	1.000	3-5	8	2	2	5	0	2	22
SAN JOSÉ STATE (03-05)	*	35	5-14	.357	0-1	.000	5-5	1.000	4-3	7	2	8	3	1	4	15
at Wyoming (03-08)	*	31	6-15	.400	2-3	.667	7-8	.875	2-7	9	5	2	4	0	0	21
vs. Utah State (03-12)	*	27	4-11	.364	0-3	.000	2-2	1.000	0-5	5	3	1	2	0	0	10
Totals		32	1070	186-410	.454	24-76	.316	136-171	.795	82-155	237	84	110	78	35	532

**STUDENT-ATHLETE BIOGRAPHIES**

2011-12 (SOPHOMORE)	START	MIN	FG-FA	PCT.	3G-3A	PCT.	FT-FTA	PCT.	OR-DR	T	PF	A	TO	BLK	STL	PTS
at Longwood (11-11)	*	37	5-8	.625	1-2	.500	0-0	.000	2-7	9	1	6	2	0	0	11
PENN STATE ALTOONA (11-13)	*	17	6-6	1.000	2-2	1.000	0-0	.000	1-4	5	1	3	4	2	2	14
at Siena (11-16)	*	35	9-15	.600	1-5	.200	0-0	.000	2-5	7	5	3	3	0	0	19
at Quinnipiac (11-19)	*	21	2-6	.333	0-1	.000	0-0	.000	0-3	3	4	2	3	0	0	4
TULANE (11-22)	*	37	4-11	.364	1-5	.200	4-5	.800	1-5	6	1	2	2	0	2	13
at Albany (11-25)	*	33	5-11	.455	0-1	.000	2-6	.333	5-4	9	2	3	4	0	2	12
MOUNT ST. MARY'S (11-27)	*	33	7-13	.538	1-3	.333	4-4	1.000	1-1	2	1	3	3	1	3	19
at Maryland Eastern Shore (11-30)	*	40	5-11	.455	0-1	.000	4-5	.800	4-7	11	1	0	0	0	1	14
at Elon (12-03)	*	31	3-8	.375	0-3	.000	8-8	1.000	2-1	3	4	1	3	1	3	14
MONMOUTH (12-06)	*	33	5-9	.556	0-3	.000	4-4	1.000	5-2	7	2	5	3	0	2	14
at Missouri (12-10)	*	29	10-13	.769	4-7	.571	2-3	.667	3-5	8	3	5	1	1	1	26
at Presbyterian (12-22)	*	35	8-18	.444	1-5	.200	4-5	.800	4-4	8	4	1	5	1	1	21
MERCER (12-30)	*	38	6-16	.375	1-5	.200	3-4	.750	4-3	7	4	3	4	0	2	16
NORFOLK STATE (01-01)	*	36	7-16	.438	1-5	.200	3-4	.750	3-6	9	4	4	2	1	0	18
LAFAYETTE (01-07)	*	25	5-11	.455	0-1	.000	5-6	.833	4-4	8	4	2	1	0	1	15
at Holy Cross (01-11)	*	38	9-16	.563	1-4	.250	3-4	.750	2-4	6	3	3	0	1	1	22
ARMY (01-14)	*	40	8-14	.571	2-5	.400	3-5	.600	5-9	14	1	1	3	0	6	21
AMERICAN (01-18)	*	40	7-15	.467	1-6	.167	9-9	1.000	0-4	4	2	3	2	1	6	24
at Colgate (01-21)	*	42	6-18	.333	2-5	.400	4-7	.571	4-8	12	4	5	5	0	3	18
at Lehigh (01-26)	*	26	4-10	.400	1-4	.250	2-3	.667	0-9	9	4	4	2	0	0	11
BUCKNELL (01-28)	*	35	3-9	.333	1-3	.333	1-1	1.000	0-4	4	2	2	1	1	2	8
at Lafayette (02-04)																
HOLY CROSS (02-08)																
at Army (02-11)																
at American (02-15)																
COLGATE (02-18)																
LEHIGH (02-22)																
at Bucknell (02-25)																
at Bucknell (02-29)																
Total	21	701	124-255	.486	21-76	.276	65-83	.783	52-99	151	57	61	53	10	38	334

2010-11 (SOPHOMORE)	START	MIN	FG-FA	PCT.	3G-3A	PCT.	FT-FTA	PCT.	OR-DR	T	PF	A	TO	BLK	STL	PTS
at Texas (11-08)	*	14	1-5	.200	1-3	.333	0-0	.000	0-2	2	5	0	0	0	0	3
at Buffalo (11-13)	*	24	2-8	.250	0-3	.000	0-0	.000	1-3	4	0	2	3	0	1	4
NEUMANN (11-16)		25	3-10	.300	0-3	.000	0-0	.000	2-8	10	4	6	4	3	2	6
at UC Irvine (11-19)		26	2-6	.333	0-3	.000	1-1	1.000	2-6	8	0	1	1	0	1	5
vs. Louisiana Tech (11-20)		24	4-10	.400	2-6	.333	0-0	.000	1-2	3	2	1	1	0	0	10
vs. Seattle (11-21)		23	0-6	.000	0-4	.000	4-4	1.000	1-5	6	2	1	2	1	3	4
at Towson (11-24)		31	9-13	.692	4-6	.667	9-9	1.000	1-5	6	2	2	3	0	5	31
MD. EASTERN SHORE (11-27)		25	4-8	.500	3-5	.600	1-1	1.000	0-3	3	4	0	3	1	1	12
at Mount St. Mary's (11-29)		24	3-11	.273	2-6	.333	2-2	1.000	4-3	7	3	3	2	0	1	10
vs. George Washington (12-05)		19	2-4	.500	1-3	.333	2-6	.333	2-6	8	4	0	2	0	0	7
at Coppin State (12-07)		23	3-8	.375	1-4	.250	3-4	.750	1-1	2	3	1	1	1	1	10
at Mercer (12-10)		15	0-1	.000	0-1	.000	0-0	.000	0-0	0	0	2	2	0	1	0
ELON (12-22)		19	3-6	.500	0-3	.000	2-3	.667	0-3	3	3	2	2	0	1	8
LONG ISLAND (12-30)	*	33	9-19	.474	0-5	.000	3-5	.600	3-8	11	3	5	4	1	1	21
PRESBYTERIAN (01-02)	*	37	4-12	.333	2-5	.400	3-3	1.000	0-1	1	0	3	2	0	3	13
LONGWOOD (01-04)	*	24	7-11	.636	2-5	.400	3-3	1.000	3-1	4	5	2	4	0	1	19
BUCKNELL (01-08)	*	23	7-14	.500	4-10	.400	2-2	1.000	0-1	1	5	1	3	0	2	20
at Lehigh (01-12)	*	30	4-12	.333	3-6	.500	2-2	1.000	3-9	12	3	3	7	0	3	13
at Lafayette (01-15)	*	35	5-11	.455	3-7	.429	0-0	.000	2-7	9	4	3	5	2	2	13
HOLY CROSS (01-19)	*	33	3-12	.250	1-6	.167	2-2	1.000	2-5	7	2	1	2	0	2	9
at Army (01-22)	*	38	7-13	.538	3-6	.500	0-0	.000	2-6	8	3	4	2	2	1	17
AMERICAN (01-26)	*	30	8-11	.727	6-8	.750	2-3	.667	0-5	5	2	3	0	0	3	24
at Colgate (01-29)	*	44	4-13	.308	0-6	.000	1-1	1.000	0-3	3	5	0	3	1	3	9
at Bucknell (02-05)	*	30	2-12	.167	1-7	.143	4-4	1.000	3-3	6	0	3	1	1	3	9
LEHIGH (02-09)	*	38	8-19	.421	4-10	.400	2-2	1.000	2-2	4	1	2	2	2	4	22
LAFAYETTE (02-12)	*	35	3-9	.333	1-6	.167	4-5	.800	2-2	4	3	4	6	0	4	11
at Holy Cross (02-16)	*	35	3-14	.214	0-7	.000	3-4	.750	1-4	5	2	3	2	0	1	9
ARMY (02-19)	*	29	2-3	.667	1-2	.500	2-2	1.000	0-9	9	3	5	4	1	0	7
at American (02-23)	*	16	3-7	.429	3-6	.500	1-2	.500	0-1	1	5	0	1	0	1	10
COLGATE (02-26)		28	4-9	.444	4-6	.667	0-0	.000	0-3	3	3	5	3	1	0	12
AT LEHIGH (03-02)	*	36	4-10	.400	1-6	.167	0-0	.000	4-5	9	4	6	7	1	3	9
Totals	19	866	123-307	.401	53-164	.323	58-70	.829	42-122	164	85	74	84	18	54	357



CAREER HIGHS	
Minutes 40 on three occasions
Points 27 vs. Air Force (1/18/14)
Rebounds 18 vs. Lamar (12/28/13)
Assists 9 vs. Wyoming (2/22/14)
Blocks 2 on four occasions
Steals 3 on four occasions
Field Goals 9 at New Mexico (1/4/14)
Field-Goal Attempts 22 vs. Boise State (2/18/14)
Three-Pointers 5 on two occasions
Free Throws 9 vs. UNLV (2/5/14)



Daniel Bejarano | RS-SR | G | 6-5/210 Phoenix, Ariz. (University of Arizona)

2013-14 (Junior): Earned Mountain West second-team all-conference accolades, was named to the USBWA All-District VIII team, and garnered NABC District 17 second-team accolades....Played and started in all 32 contests...Ranked second on the team in overall scoring at 16.3 points per game, but led the squad in scoring in MW action with 18.8 points per contest...Led the team in rebounding at 8.3 boards per game, seventh in the Mountain West and 67th nationally, while also ranking No. 3 among guards in the country...Among the top-10 in the Mountain West in 11 categories: scoring (16.5 ppg; fifth), double-doubles (11; fifth), rebounding (8.3 rpg; seventh), assists per game

(3.3 apg; seventh), assist-to-turnover ratio (+1.8; seventh), defensive rebounds per game (6.1; seventh), offensive rebounds per game (2.3; tied for eighth), three-pointers per game (1.9; tied for eighth), free-throw percentage (.793; ninth), minutes per game (33.8 mpg; ninth) and steals per game (1.1 spg; tied for 10th)...Tied for the team lead with 27 double-figures scoring games, and posted 11 games with 20+ points including, which ranked second on the squad...Posted double-digit rebounds in a team-most nine contests and ranked first on the team with nine double-doubles on the year...His 267 total rebounds tied for 10th on the CSU single-season charts with Travis Lackey (267 in 1971-72)...Paced the team with 10 games of five or more assists, tied for the team lead with four games of three or more steals and led the team with 12 games knocking down at least three three-pointers...Led the team in scoring 11 times, rebounding 19 times, and assists 13 times...Set an individual season-high with five three-pointers made on two occasions, at New Mexico (Jan. 4) and vs. Air Force (Jan. 18), part of a career-high 27-point scoring game against the Falcons...Pulled down a single-game high 18 rebounds vs. Lamar (Dec. 28), establishing a new career-high mark...Dished out a team single-game high, and career-high, nine assists vs. Wyoming (Feb. 22), one of two games in which he flirted with the program's first triple-double: 24 points, 10 rebounds and seven assists vs. UNLV (Feb. 5) and 20 points, 12 rebounds and nine assists vs. Wyoming (Feb. 22)...Played a full 40 minutes on three occasions, vs. Colorado (Dec. 3) and at Utah State (Jan. 15) and vs. Air Force (Jan. 18)...Eclipsed the 700-point plateau for his collegiate career, including just six points scored as a freshman at Arizona, closing the season 252 points shy of the 1,000-point mark...Also cracked the Rams' single-season record books with 450 field-goal attempts (fifth) and 190 three-point attempts (seventh).

2012-13 (SOPHOMORE): Honored as the Mountain West's Sixth Man of the Year after averaging 6.3 points per game and 5.5 rebounds for the game off the bench for the Rams... Played in all 35 games for the Rams, including two starts... Was a key defender for CSU, finishing third on the team with 20 steals... Scored in double figures eight times, including a career-high 13 points on three separate occasions... Was third on the team with two double-doubles... Shot 39.4 percent from the field and 31.4 percent from three-point distance... Finished third on the team with 32 made three pointers.

2011-12 (REDSHIRT): Sat out season per NCAA rules, after transferring from Division I Arizona.

BEJARANO'S CAREER STATISTICS AT ARIZONA/COLORADO STATE																									
Year.....	GP-GS	TOTAL										3-PTS			REBOUNDS				PF-FO	A	TO	Blk	Stl	Pts	Avg
		Min	Avg	FG	FGA	Pct	3FG	FGA	Pct	FT	FTA	Pct	Off	Def	Tot	Avg									
2010-11.....	8-0	30	3.8	1	8	.125	1	8	.125	3	4	.750	1	3	4	0.5	0-0	0	0	0	1	6	0.8		
UA TOTAL.....	8-0	30	3.8	1	8	.125	1	8	.125	3	4	.750	1	3	4	0.5	0-0	0	0	0	1	6	0.8		
2012-13.....	35-2	774	22.1	82	208	.394	32	102	.314	23	33	.697	62	129	191	5.5	70-1	32	30	4	20	219	6.3		
2013-14.....	32-32	1083	33.8	164	450	.364	61	190	.321	134	169	.793	73	194	267	8.3	59-2	105	58	18	35	523	16.3		
CSU TOTAL.....	67-34	1858	27.7	246	658	.374	93	292	.318	157	202	.777	135	323	458	6.8	129-3	137	88	22	55	742	11.1		
DI TOTAL.....	75-34	1888	25.2	247	666	.371	94	300	.313	160	206	.777	136	326	462	6.2	129-3	137	88	22	56	748	9.9		



2010-11 (FRESHMAN): Appeared in eight contests as a true freshman for the Arizona Wildcats, scoring six total points...Played 30 total minutes over those games...Made his collegiate debut against Idaho State (Nov. 14) and connected on a threepointer.



HIGH SCHOOL: A four-time Phoenix metro region player of the year and a 2009-10 first-team "Best in the West" selection by the Long Beach Press-Telegram...An All-Arizona pick by the Arizona Republic in 2009 and 2010 and the 2010 Big School (Class 4 and 5A) Player of the Year...Averaged 21.5 points, 6.8 rebounds and 4.7 assists per game in leading North High School to its second consecutive Class 5A state championship for coach Joseph Bustos...A 2010 Jordan Brand All-American and a McDonald's High School All-America nominee...As a junior, shot 53 percent from the field and averaged 23.0 points and 10.1 rebounds and 3.5 assists per game...Participated in the Nike Top 100 Hoop Jamboree in 2008, NBA Top 100 Camp, Paul Pierce Skills Academy and the LeBron James Skills Academy in 2009...Selected to play in the Arizona Basketball Coaches Association 4A-5A All-Star Game...Was an all-adidas Super 64 Tournament selection in July 2009 as a member of the Arizona Stars.

PERSONAL: Born Oct. 30, 1991, in Phoenix, Ariz. ...Son of Barbara Butler...His father played basketball at Central Arizona College... Has two brothers, Gregory and Steven, and two sisters, Sabrina and Dolores...Liberal Arts major.

2013-14 (JUNIOR)	START	MIN	FG-FA	PCT.	3G-3A	PCT.	FT-FTA	PCT.	OR-DR	T	PF	A	TO	BLK	STL	PTS
UCCS (11-08)	*	34	7-13	.538	0-3	.000	3-5	.600	3-13	16	1	5	0	0	0	17
at Gonzaga (11-11)	*	27	3-14	.214	2-6	.333	1-2	.500	1-3	4	1	2	3	0	1	9
WEBER STATE (11-16)	*	34	5-11	.455	1-5	.200	7-10	.700	1-8	9	3	6	1	0	2	18
at UTEP (11-19)	*	31	5-12	.417	4-8	.500	5-6	.833	2-6	8	4	1	0	0	1	19
NORTHERN COLORADO (11-22)	*	38	4-11	.364	0-4	.000	5-5	1.000	4-6	10	2	2	1	0	1	13
PRAIRIE VIEW A&M (11-25)	*	35	3-9	.333	0-3	.000	7-8	.875	2-3	5	2	4	1	0	3	13
BETHUNE-COOKMAN (11-27)	*	35	1-4	.250	0-2	.000	7-9	.778	0-2	2	2	0	0	2	2	9
NEW MEXICO STATE (11-30)	*	38	3-15	.200	2-7	.286	3-4	.750	4-11	15	3	1	0	1	3	11
COLORADO (12-03)	*	40	4-15	.267	2-7	.286	5-6	.833	2-3	5	1	2	3	1	0	15
SW OKLAHOMA STATE (12-08)	*	28	4-7	.571	0-2	.000	2-2	1.000	1-5	6	0	6	3	1	2	10
DENVER (12-11)	*	36	6-14	.429	1-2	.500	4-5	.800	3-9	12	1	3	2	2	0	17
UIC (12-23)	*	38	3-13	.231	0-3	.000	4-5	.800	4-11	15	0	5	1	1	0	10
LAMAR (12-28)	*	36	7-19	.368	3-9	.333	2-2	1.000	4-14	18	0	7	1	1	1	19
SAN DIEGO STATE (01-01)	*	34	6-20	.300	3-9	.333	7-7	1.000	1-7	8	1	1	4	1	0	22
at New Mexico (01-04)	*	25	9-17	.529	5-7	.714	2-2	1.000	4-4	8	4	1	1	0	0	25
at San José State (01-08)	*	36	5-14	.357	2-6	.333	3-6	.500	1-6	7	2	5	1	0	3	15
FRESNO STATE (01-11)	*	38	5-15	.333	3-6	.500	6-6	1.000	1-6	7	0	4	3	1	3	19
at Utah State (01-15)	*	40	7-18	.389	4-9	.444	2-3	.667	2-6	8	1	3	2	2	1	20
AIR FORCE (01-18)	*	40	8-18	.444	5-10	.500	6-6	1.000	2-7	9	1	2	1	0	2	27
NEW MEXICO (01-25)	*	39	6-16	.375	3-9	.333	6-7	.857	1-6	7	1	1	1	0	1	21
at Nevada (01-29)	*	39	6-18	.333	2-10	.200	3-7	.429	4-6	10	1	4	2	1	1	17
at San Diego State (02-01)	*	3	0-1	.000	0-0	.000	0-0	.000	0-1	1	0	0	0	0	0	0
UNLV (02-05)	*	37	6-12	.500	3-6	.500	9-10	.900	2-8	10	4	7	2	1	1	24
at Air Force (02-08)	*	37	1-9	.111	1-7	.143	2-2	1.000	1-4	5	0	6	5	0	1	5
UTAH STATE (02-11)	*	34	7-14	.500	2-7	.286	5-6	.833	2-4	6	3	2	1	0	2	21
at Fresno State (02-15)	*	34	8-19	.421	3-8	.375	5-8	.625	3-3	6	5	3	3	0	0	24
BOISE STATE (02-18)	*	38	8-22	.364	1-8	.125	6-8	.750	3-4	7	1	1	5	0	2	23
WYOMING (02-22)	*	39	6-17	.353	1-4	.250	7-10	.700	5-7	12	2	9	3	1	2	20
at UNLV (02-26)	*	29	7-20	.350	3-7	.429	4-5	.800	1-7	8	4	3	1	0	0	21
SAN JOSÉ STATE (03-05)	*	34	7-12	.583	2-4	.500	3-4	.750	4-5	9	3	3	3	0	0	19
at Wyoming (03-08)	*	25	5-14	.357	3-7	.429	2-2	1.000	3-4	7	5	0	2	0	0	15
vs. Utah State (03-12)	*	32	2-17	.118	0-5	.000	1-1	1.000	2-5	7	1	6	2	2	0	5
Totals		32	1083	164-450	.364	61-190	.321	134-169	.793	73-194	267	59	105	58	18	35 523



2012-13 (SOPHOMORE)	START	MIN	FG-FA	PCT.	3G-3A	PCT.	FT-FTA	PCT.	OR-DR	T	PF	A	TO	BLK	STL	PTS
MONTANA (11-09)	28	4-9	.444	0-1	.000	4-5	.800	2-4	6	2	2	1	0	1	12	
CHADRON STATE (11-15)	17	4-8	.500	1-4	.250	0-0	.000	1-3	4	2	2	1	0	0	9	
at Denver (11-21)	25	0-7	.000	0-3	.000	1-2	.500	2-4	6	2	2	0	0	2	1	
at Washington (11-24)	16	5-10	.500	3-4	.750	0-0	.000	3-2	5	2	1	1	1	1	13	
NORTHERN COLORADO (11-26)	* 26	2-10	.200	0-6	.000	0-0	.000	1-5	6	4	5	0	0	0	4	
EVANSVILLE (12-01)	* 10	0-2	.000	0-1	.000	0-0	.000	1-2	3	2	0	2	0	2	0	
at Colorado (12-05)	22	3-5	.600	3-4	.750	0-0	.000	0-4	4	4	1	0	0	0	9	
at UIC (12-08)	13	1-1	1.000	1-1	1.000	0-0	.000	2-2	4	0	0	3	0	0	3	
NORTH FLORIDA (12-17)	24	3-5	.600	2-3	.667	0-0	.000	2-5	7	2	3	2	0	1	8	
CSU BAKERSFIELD (12-19)	26	1-4	.250	0-2	.000	2-2	1.000	2-7	9	2	2	0	1	0	4	
vs. Portland (12-22)	32	4-8	.500	0-2	.000	2-2	1.000	3-7	10	2	1	0	0	1	10	
vs. Virginia Tech (12-23)	25	2-4	.500	1-2	.500	1-2	.500	4-2	6	2	0	0	0	0	6	
ADAMS STATE (12-29)	26	2-5	.400	1-3	.333	2-2	1.000	2-6	8	2	2	2	0	0	7	
UTEP (01-02)	21	2-7	.286	0-3	.000	1-1	1.000	1-4	5	2	3	1	0	0	5	
ST. BONAVENTURE (01-05)	21	2-5	.400	2-4	.500	2-3	.667	1-6	7	1	0	1	1	1	8	
at San Diego State (01-12)	32	6-14	.429	1-6	.167	0-0	.000	4-7	11	2	1	2	0	1	13	
AIR FORCE (01-16)	13	3-5	.600	2-4	.500	0-0	.000	0-2	2	2	1	1	0	1	8	
UNLV (01-19)	24	1-7	.143	0-2	.000	0-0	.000	1-4	5	0	1	1	0	2	2	
at New Mexico (01-23)	21	1-6	.167	0-4	.000	0-0	.000	2-5	7	0	1	2	1	0	2	
at Fresno State (01-26)	27	3-5	.600	1-1	1.000	0-0	.000	1-8	9	2	0	1	0	0	7	
BOISE STATE (01-30)	22	1-5	.200	0-2	.000	2-3	.667	3-3	6	3	1	0	0	0	4	
WYOMING (02-02)	27	4-5	.800	2-3	.667	3-5	.600	4-4	8	3	0	2	0	0	13	
at Nevada (02-06)	26	4-9	.444	0-4	.000	0-0	.000	3-4	7	3	2	1	0	1	8	
SAN DIEGO STATE (02-13)	22	1-5	.200	0-2	.000	0-0	.000	2-4	6	2	0	0	0	1	2	
at Air Force (02-16)	19	0-2	.000	0-1	.000	0-0	.000	2-1	3	0	0	0	0	1	0	
at UNLV (02-20)	24	5-9	.556	2-4	.500	0-0	.000	3-2	5	3	0	1	0	2	12	
NEW MEXICO (02-23)	22	1-6	.167	1-3	.333	0-0	.000	1-3	4	5	0	0	0	0	3	
FRESNO STATE (02-27)	26	3-5	.600	2-3	.667	3-4	.750	0-2	2	0	0	1	0	1	11	
at Boise State (03-02)	16	1-3	.333	0-2	.000	0-0	.000	1-0	1	2	0	1	0	1	2	
at Wyoming (03-06)	4	0-0	.000	0-0	.000	0-0	.000	0-0	0	0	1	0	0	0	0	
NEVADA (03-09)	26	1-8	.125	1-4	.250	0-0	.000	0-3	3	2	0	0	0	1	3	
vs. Fresno State (03-13)	22	3-7	.429	2-4	.500	0-0	.000	2-3	5	4	0	0	0	1	8	
at UNLV (03-15)	24	1-4	.250	1-3	.333	0-2	.000	3-6	9	2	1	1	0	0	3	
vs. Missouri (03-21)	16	4-7	.571	1-3	.333	0-0	.000	0-1	1	1	0	0	0	0	9	
vs. Louisville (03-23)	29	4-6	.667	2-4	.500	0-0	.000	3-4	7	3	0	3	0	0	10	
Totals	2	774	82-208	.394	32-102	.314	23-33	.697	62-129	191	70	32	30	4	20	219

2009-10 (FRESHMAN)	START	MIN	FG-FA	PCT.	3G-3A	PCT.	FT-FTA	PCT.	OR-DR	T	PF	A	TO	BLK	STL	PTS
IDAHO STATE (11-14)	10	1-1	1.000	1-1	1.000	0-0	.000	0-1	1	0	0	0	0	0	3	
NEW MEXICO STATE (11-18)	1	0-0	.000	0-0	.000	0-0	.000	0-0	0	0	0	0	0	0	0	
NORTHERN COLORADO (11-21)	9	0-5	.000	0-5	.000	3-4	.750	1-0	1	0	0	0	0	0	3	
BETHUNE-COOKMAN (11-23)	1	0-0	.000	0-0	.000	0-0	.000	0-0	0	0	0	0	0	0	0	
vs. Santa Clara (11-26)	DNP															
vs. Kansas (11-27)	DNP															
at Rice (12-01)	2	0-0	.000	0-0	.000	0-0	.000	0-1	1	0	0	0	0	0	0	
OKLAHOMA (12-05)	3	0-0	.000	0-0	.000	0-0	.000	0-0	0	0	0	0	0	0	0	
CAL STATE FULLERTON (12-08)	DNP															
vs. BYU (12-11)	DNP															
NORTHERN COLORADO (12-16)	DNP															
at North Carolina State (12-19)	DNP															
ROBERT MORRIS (12-22)	3	0-2	.000	0-2	.000	0-0	.000	0-0	0	0	0	0	0	0	0	
at Oregon (12-30)	1	0-0	.000	0-0	.000	0-0	.000	0-1	1	0	0	0	0	0	0	
at Oregon State (01-02)	DNP															
CALIFORNIA (01-06)	DNP															
STANFORD (01-09)	DNP															
ARIZONA STATE (01-15)	DNP															
at Washington (01-20)	DNP															
at Washington State (01-22)	DNP															
UCLA (01-27)	DNP															
USC (01-29)	DNP															
at Stanford (02-03)	DNP															
at California (02-05)	DNP															
at Arizona State (02-13)	DNP															
WASHINGTON STATE (02-17)	DNP															
WASHINGTON (02-19)	DNP															
at UCLA (02-24)	DNP															
at UCLA (02-26)	DNP															
OREGON STATE (03-03)	DNP															
OREGON (03-05)	DNP															
vs. Oregon State (03-10)	DNP															
vs. USC (03-11)	DNP															
vs. Washington (03-12)	DNP															
vs. Memphis (03-18)	DNP															
vs. Texas (03-20)	DNP															
vs. Duke (03-24)	DNP															
vs. Connecticut (03-26)	DNP															
Totals	0	30	1-8	.125	1-8	.125	3-4	.750	1-3	4	0	0	0	0	1	6



CAREER HIGHS

Minutes
.....6 vs. SW Oklahoma St. (11/8/13)

Points
.....6 vs. SW Oklahoma St. (11/8/13)

Rebounds
.....2 vs. SW Oklahoma St. (11/8/13)

Assists
.....--

Blocks
.....1 vs. UCOS (11/8/13)

Steals
.....--

Field Goals
.....1 vs. SW Oklahoma St. (11/8/13)

Field-Goal Attempts
.....3 vs. SW Oklahoma St. (11/8/13)

Three-Pointers
.....--

Free Throws
.....4 vs. SW Oklahoma St. (11/8/13)



Mike Burnett | RS-JR | G | 6-2/175
Denver, Colo. (Manual High School)

2013-14 (SOPHOMORE): Joined the team as a walk-on...Saw action in seven games, all CSU victories...Scored a total of six points and pulled down four rebounds in 2.3 minutes per contest...Connected on all four attempts from the free-throw line...Against Southwestern Oklahoma State (Dec. 8), recorded career-high marks in minutes (6), points (6) and rebounds (2), going 4-for-4 from the free-throw line in the Rams' win.

2012-13 (REDSHIRT): Attended Colorado State University but did not compete in athletics for the Rams.

2011-12 (FRESHMAN): Attended Colorado State University but did not compete in athletics for the Rams.

HIGH SCHOOL: Attended Denver's Manual High School his senior year, graduating in 2011...Averaged 10.0 points per game as a senior in 2010-11, including a 30-point game in a 77-53 victory over Denver West...Also averaged 5.6 rebounds per game and dished out 36 assists on the season...Also played basketball for George Washington High School.

PERSONAL: Son of Carolyn Burnett...Born on Aug. 19, 1992, in Denver, Colo....Has three older brothers: Marcus, Mike and De, and has four sisters: Rasheeda, Nabeedah, Mishee and Brigette...Majoring in communications with a minor in ethnic studies.

BURNETT'S CAREER STATISTICS AT COLORADO STATE

Year.....	GP-GS	TOTAL			3-PTS			REBOUNDS							PF-FO	A	TO	Blk	Stl	Pts	Avg		
		Min	Avg	FG	FGA	Pct	3FG	FGA	Pct	FT	FTA	Pct	Off	Def								Tot	Avg
2013-14.....	7-0	16	2.3	1	4	.250	0	0	.000	4	4	1.000	2	2	4	0.6	4-0	0	0	1	0	6	0.9
TOTAL.....	7-0	16	2.3	1	4	.250	0	0	.000	4	4	1.000	2	2	4	0.6	4-0	0	0	1	0	6	0.9



2013-14 (SOPHOMORE)	START	MIN	FG-FA	PCT.	3G-3A	PCT.	FT-FTA	PCT.	OR-DR	T	PF	A	TO	BLK	STL	PTS
UCCS (11-08)	2		0-0	.000	0-0	.000	0-0	.000	0-0	0	0	0	0	1	0	0
at Gonzaga (11-11)	DNP															
WEBER STATE (11-16)	2	0-1	.000		0-0	.000	0-0	.000	0-1	1	0	0	0	0	0	0
at UTEP (11-19)	DNP															
NORTHERN COLORADO (11-22)	DNP															
PRAIRIE VIEW A&M (11-25)	3	0-0	.000		0-0	.000	0-0	.000	1-0	1	1	0	0	0	0	0
BETHUNE-COOKMAN (11-27)	2	0-0	.000		0-0	.000	0-0	.000	0-0	0	0	0	0	0	0	0
NEW MEXICO STATE (11-30)	DNP															
COLORADO (12-03)	DNP															
SW OKLAHOMA STATE (12-08)	6	1-3	.333		0-0	.000	4-4	1.000	1-1	2	3	0	0	0	0	6
DENVER (12-11)	DNP															
UIC (12-23)	DNP															
LAMAR (12-28)	DNP															
SAN DIEGO STATE (01-01)	DNP															
at New Mexico (01-04)	DNP															
at San José State (01-08)	DNP															
FRESNO STATE (01-11)	0	0-0	.000		0-0	.000	0-0	.000	0-0	0	0	0	0	0	0	0
at Utah State (01-15)	DNP															
AIR FORCE (01-18)	DNP															
NEW MEXICO (01-25)	DNP															
at Nevada (01-29)	DNP															
at San Diego State (02-01)	DNP															
UNLV (02-05)	1	0-0	.000		0-0	.000	0-0	.000	0-0	0	0	0	0	0	0	0
at Air Force (02-08)	DNP															
UTAH STATE (02-11)	DNP															
at Fresno State (02-15)	DNP															
BOISE STATE (02-18)	DNP															
WYOMING (02-22)	DNP															
at UNLV (02-26)	DNP															
SAN JOSE STATE (03-05)	DNP															
at Wyoming (03-08)	DNP															
vs. Utah State (03-12)	DNP															
Totals	0	16	1-4	.250	0-0	.000	4-4	1.000	2-2	4	4	0	0	1	0	6



Gian Clavell | JR | G | 6-4/185
Caguas, Puerto Rico (Northwest Technical College)

2013-14 (SOPHOMORE): Selected as a preseason junior college All-American by the Sporting News...Led Northwest Kansas Technical College to a 20-13, starting 30 of 32 games played for the Mavericks...Led the team in scoring for the second consecutive season, pouring in 16.6 points per contest, while adding 5.9 rebounds per game, 1.6 assists per game and 1.4 steals per contest... Scored a season-most 27 points on two occasions, vs. Neosho County (Jan. 10) and again vs. Hutchison (March 7) in the NJCAA regional tournament...Scored in double figures in 28 contests, including 12 games of 20 or more points...Shot 38 percent from the field and 36 percent from three-point range, while hitting 78 percent from the free-throw line...Earned All-Region honors.

2012-13 (FRESHMAN): Helped Northwest Kansas Technical College to a 16-15 record as a true freshman in 2012-13...Led the team in scoring, assists and steals with averages of 19.4 points, 4.0 assists and 1.7 steals per game, while ranking second on the team at 6.7 rebounds per game...Scored a career-high 34 points in the Mavericks' season finale at Hutchison in the NJCAA regional tournament...Scored in double figures in 26 of 30 games including 16 games with 20 or more points, including two 30-point games...Shot 45 percent from the field, including 39 percent from three-point range and connected at a clip of 75 percent from the free-throw line.

HIGH SCHOOL: Attended Hialeah Gardens High School in Hialeah Garden, Fla., graduating in 2012...Played both basketball and volleyball for the Gladiators...Helped his squad to the 8A Florida State Championship as a senior in 2011-12 under head coach Marcos Molina...The team finished the season with a 29-5 record, closing the year on a 13-game winning streak, including a 63-46 victory over Hagerty in the state championship game...Averaged 15.2 points per game during his senior campaign.

PERSONAL: Born Nov. 26, 1993 Caguas, Puerto Rico...Son of Doris Lopez and Gilberto Clavell...Has one older brother, Gilberto III, who played basketball at Sam Houston State...Majoring in biological science at Colorado State...Earned an associate's degree as a medical assistant at Northwest Kansas Technical College prior to transferring to CSU.



CAREER HIGHS	
Minutes 37 at Indiana State (2/11/12)
Points 23 vs UC Davis (12/20/12)
Rebounds 10 on two occasions
Assists 3 on two occasions
Blocks 5 on two occasions
Steals 3 at Illinois State (1/28/13)
Field Goals 9 at UC Davis (12/20/12)
Field-Goal Attempts 14 at Indiana State (2/11/12)
Three-Pointers --
Free Throws 8 vs Xavier (12/25/11)



Dantiel Daniels | JR | F | 6-5/230

Wentzville, Mo. (Southern Illinois University)

2013-14 (REDSHIRT): Will sit out the the 2013-14 season as a transfer from Southern Illinois University.

2012-13 (SOPHOMORE): Finished second in the MVC in field goal percentage (.609) as a sophomore at Southern Illinois...Scored a career-high 23 points in loss to UC Davis...Sustained a sprained ankle at Missouri State and missed three games...Missed the opener at New Orleans with a groin pull...Scored double figures in eight games on the season, including six of his first nine contests.

2011-12 (FRESHMAN): Named to the Missouri Valley Conference all-freshman team...Led the MVC in blocked shots (1.6 bpg)...His 46 blocks ranked second in school history by a freshman, behind only Tony Harvey (70 in 1989)...Ranked 6th in the league in field goal percentage (.567)...Scored in double figures 11 times, including a career-high 22 points versus Xavier...Recorded two double-doubles...Sustained a pulled groin versus Saint Louis and played just 14 minutes in the next four games.

HIGH SCHOOL: Earned four varsity letters at Holt High School in Wentzville, Mo., where he led the team in scoring and rebounding his freshman through senior seasons...As a senior, he averaged 21.7 points, 11.8 rebounds and 4.1 blocks per game and was named All-State...Had a pair of triple-doubles (points, rebounds, blocks)...In his career, he grabbed more than 1,000 rebounds, while setting single-season records in rebounds and blocks...ESPN ranked Daniels the 52nd best power forward in the country...He is the first Division I signee in Holt history...As a junior, Daniels averaged 17.5 points and 10.3 rebounds per game...

PERSONAL: Born June 24, 1992 in St. Louis, Mo. ...Son of Rosalyn Roberts...The youngest of five children, has one older brother, David Roberts, and three older sisters: DeAnna, DeArra and DeChe...Majoring in communications at Colorado State.

DANIELS' CAREER STATISTICS AT SOUTHERN ILLINOIS																							
Year.....	GP-GS	TOTAL					3-PTS			REBOUNDS				PF-FO									
		Min	Avg	FG	FGA	Pct	3FG	FGA	Pct	FT	FTA	Pct	Off	Def	Tot	Avg	A	TO	Blk	Stl	Pts	Avg	
2011-12.....	28-25	675	24.1	85	150	.567	0	0	.000	61	114	.535	59	78	137	4.9	82-2	14	28	46	17	231	8.3
2012-13.....	27-23	612	22.7	84	138	.609	0	0	.000	40	87	.460	43	43	86	3.2	72-0	14	34	23	21	208	7.7
TOTAL.....	55-48	12887	23.4	169	288	.587	0	0	.000	101	201	.502	102	121	223	4.1	154-2	28	62	69	38	439	7.9



STUDENT-ATHLETE BIOGRAPHIES

2012-13 (SOPHOMORE)	START	MIN	FG-FA	PCT.	3G-3A	PCT.	FT-FTA	PCT.	OR-DR	T	PF	A	TO	BLK	STL	PTS	
at New Orleans (11-12)																	
Benedictine-Springfield (11-17)			18	5-6	.833	0-0	.000	4-5	.800	1-1	2	2	0	0	2	2	14
at SIU-Edwardsville (11-20)			12	0-0	.000	0-0	.000	2-2	1.000	0-1	1	4	0	0	2	0	2
at Saint Louis (11-24)	*		27	6-10	.600	0-0	.000	0-0	.000	2-1	3	4	0	4	0	0	12
FRESNO STATE (11-28)	*		20	2-3	.667	0-0	.000	0-0	.000	1-3	4	3	0	0	1	0	4
at Western Kentucky (12-05)	*		20	3-4	.750	0-0	.000	1-5	.200	1-2	3	2	0	1	1	0	7
at Green Bay (12-15)	*		29	5-7	.714	0-0	.000	2-3	.667	0-5	5	3	0	1	1	2	12
NEW ORLEANS (12-17)	*		27	7-11	.636	0-0	.000	6-11	.545	4-1	5	3	1	0	0	1	20
vs UC Davis (12-20)	*		28	9-13	.692	0-0	.000	5-7	.714	4-2	6	3	0	0	0	1	23
vs Nicholls State (12-21)	*		17	5-6	.833	0-0	.000	3-4	.750	1-0	1	3	1	3	2	1	13
at Utah State (12-22)	*		30	3-7	.429	0-0	.000	0-1	.000	2-3	5	0	0	2	1	1	6
at Missouri State (12-30)	*		20	3-7	.429	0-0	.000	0-1	.000	1-3	4	1	3	1	2	1	6
vs. Bradley (01-02)																	
at Evansville (01-05)																	
at Wichita State (01-09)																	
INDIANA STATE (01-12)			22	3-3	1.000	0-0	.000	1-2	.500	1-0	1	2	0	2	0	0	7
at Bradley (01-15)	*		30	2-4	.500	0-0	.000	3-6	.500	0-2	2	3	1	1	1	1	7
ILLINOIS STATE (01-20)	*		23	2-2	1.000	0-0	.000	2-5	.400	0-3	3	4	0	4	1	0	6
at UNI (01-23)	*		22	5-7	.714	0-0	.000	1-2	.500	0-1	1	3	0	3	0	2	11
CREIGHTON (01-27)	*		25	2-5	.400	0-0	.000	0-2	.000	4-1	5	3	1	1	1	1	4
DRAKE (01-30)	*		19	0-3	.000	0-0	.000	0-0	.000	1-3	4	4	0	0	2	1	0
at Illinois State (02-02)			15	0-2	.000	0-0	.000	1-5	.200	1-0	1	4	0	1	2	0	1
WICHITA STATE (02-05)	*		9	0-0	.000	0-0	.000	1-2	.500	0-0	0	2	1	0	0	1	1
at Indiana State (02-09)	*		33	4-9	.444	0-0	.000	4-9	.444	4-2	6	4	3	3	1	0	12
EVANSVILLE (02-13)	*		23	4-6	.667	0-0	.000	1-4	.250	5-1	6	2	0	0	0	2	9
MISSOURI STATE (02-16)	*		25	3-4	.750	0-0	.000	2-4	.500	4-1	5	1	1	1	0	1	8
at Creighton (02-19)	*		21	1-3	.333	0-0	.000	0-0	.000	0-0	0	2	0	3	0	1	2
MIAMI (OH) (02-23)	*		30	2-5	.400	0-0	.000	0-4	.000	3-2	5	3	1	0	2	0	4
UNI (02-27)	*		22	2-3	.667	0-0	.000	0-0	.000	0-0	0	1	1	1	1	0	2
at Drake (03-02)	*		24	3-4	.750	0-0	.000	0-0	.000	1-2	3	4	0	2	0	0	6
vs Missouri State (03-07)	*		21	3-4	.750	0-0	.000	1-3	.333	2-3	5	2	0	1	1	0	7
Totals	23	612	84-138	.609	0-0	.000	40-87	.460	43-43	86	72	14	34	23	21	208	

2011-12 (FRESHMAN)	START	MIN	FG-FA	PCT.	3G-3A	PCT.	FT-FTA	PCT.	OR-DR	T	PF	A	TO	BLK	STL	PTS	
vs Illinois-Springfield (10-30)																	
vs Missouri S&T (11-05)																	
OHIO DOMINICAN (11-12)	*		26	2-3	.667	0-0	.000	1-2	.500	1-3	4	3	1	1	4	1	5
SAINT LOUIS (11-15)	*		24	0-4	.000	0-0	.000	3-6	.500	1-5	6	3	0	0	5	0	3
at Northeastern (11-19)	*		14	0-2	.000	0-0	.000	2-2	1.000	0-1	1	1	0	0	0	0	2
vs Chicago State (11-25)																	
vs Western Kentucky (12-07)																	
at Western Michigan (12-11)																	
at Northern Illinois (12-17)			19	1-3	.333	0-0	.000	0-3	.000	0-3	3	2	0	0	2	0	2
SIU-EDWARDSVILLE (12-19)			19	4-7	.571	0-0	.000	4-4	1.000	3-4	7	3	0	1	1	0	12
vs Kansas State (12-22)			22	2-2	1.000	0-0	.000	3-4	1.000	2-2	4	4	0	1	1	0	7
vs Clemson (12-23)	*		29	4-10	.400	0-0	.000	3-4	.750	4-3	7	4	2	3	1	0	11
vs Xavier (12-25)	*		28	7-8	.875	0-0	.000	8-8	1.000	3-1	4	3	1	1	2	1	22
at Evansville (12-29)	*		19	3-3	1.000	0-0	.000	0-0	.000	1-3	4	2	0	1	1	0	6
ILLINOIS STATE (01-01)	*		15	2-4	.500	0-0	.000	0-1	.000	3-2	5	4	0	0	2	0	4
at Bradley (01-04)	*		18	3-8	.375	0-0	.000	2-4	.500	3-1	4	2	0	1	2	1	8
WICHITA STATE (01-07)	*		19	4-5	.800	0-0	.000	0-3	.000	2-2	4	3	1	0	2	2	8
at Missouri State (01-10)	*		29	3-5	.600	0-0	.000	4-9	.444	2-1	3	1	0	0	0	1	10
Indiana State (01-13)	*		21	2-3	.667	0-0	.000	1-1	1.000	0-1	1	5	0	2	3	1	5
at Creighton (01-15)	*		23	3-8	.375	0-0	.000	0-1	.000	2-3	5	4	1	0	1	0	6
DRAKE (01-18)	*		26	5-6	.833	0-0	.000	5-7	.714	3-1	4	5	0	2	1	1	15
at Wichita State (01-21)	*		27	4-6	.667	0-0	.000	4-11	.364	4-4	8	2	1	2	2	0	12
BRADLEY (01-24)	*		28	4-7	.571	0-0	.000	7-10	.700	1-9	10	3	2	1	3	0	15
at Illinois State (01-28)	*		27	2-4	.500	0-0	.000	0-2	.000	3-2	5	4	0	1	1	3	4
at UNI (01-31)	*		25	1-5	.200	0-0	.000	7-9	.778	2-3	5	3	0	1	1	0	9
Evansville (02-04)	*		36	4-5	.800	0-0	.000	3-4	.750	2-2	4	3	0	1	5	2	11
MISSOURI STATE (02-08)	*		19	3-3	1.000	0-0	.000	0-3	.000	2-1	4	4	0	2	1	0	6
at Indiana State (02-11)	*		37	7-14	.500	0-0	.000	2-4	.500	4-6	10	2	2	1	1	0	16
CREIGHTON (02-14)	*		33	6-9	.667	0-0	.000	0-4	.000	3-3	6	1	1	2	0	0	12
at Ball State (02-18)	*		31	5-6	.833	0-0	.000	1-5	.200	2-2	4	4	0	3	1	2	11
at Drake (02-22)	*		12	0-1	.000	0-0	.000	0-2	.000	2-1	3	0	0	0	2	0	0
UNI (02-25)	*		21	2-5	.400	0-0	.000	0-0	.000	2-2	4	4	0	0	1	1	4
vs Indiana State (03-01)	*		28	2-4	.500	0-0	.000	1-2	.500	1-7	8	3	2	1	0	1	5
Totals	25	675	85-150	.567	0-0	.000	61-114	.535	59-78	137	82	14	28	46	17	231	



CAREER HIGHS

Minutes	37 at UNLV (2/26/14)
Points	15 on two occasions
Rebounds	7 at New Mexico (1/4/14)
Assists	4 vs. UNLV (2/5/14)
Blocks	2 on two occasions
Steals	3 at San José State (1/8/14)
Field Goals	5 on four occasions
Field-Goal Attempts	12 at New Mexico (1/4/14)
Three-Pointers	4 vs. Wyoming (2/22/14)
Free Throws	5 at Air Force (2/8/14)



Joe De Ciman | JR | G | 6-6/201 Regina, Sask. (LeBoldus High School)

2013-14 (SOPHOMORE): Earned academic all-conference honors for the second consecutive season...Had a break-out year, emerging as one of the most improved players in the Mountain West...Played in all 32 games, making 22 starts for the Rams, including 21 of the final 22 games of the season...Averaged 25.5 minutes per game...Ranked fourth on the team in scoring at 8.6 points per game, ranking second on the squad in three-pointers made (34) and three-point percentage (.347)...Ranked fourth on the team with 39 assists, tied for fourth with 15 steals, and fifth with 15 blocks...Notched 14 double-digit scoring games, posting back-to-back double-digit scoring efforts on five occasions...Tallied a career-high 15 points vs. Southwestern Oklahoma State (Dec. 8), and matched it at Air Force (Feb. 8)...Posted four games with three or more three-pointers, including a team individual season-high 4-for-4 effort from beyond the arc vs. Wyoming (Feb. 22)...Led the team in assists in four contests...Recorded a career-high three steals at San José State (Jan. 8)...Tallied four or more rebounds in eight contests, including a career-best seven boards at New Mexico (Jan. 4)...Dished out a career-high four assists vs. UNLV (Feb. 5).

2012-13 (FRESHMAN): Earned academic all-conference honors for his work in the classroom...Appeared in 23 games for the Rams and averaged 1.0 points per game and 0.4 rebounds per game while playing 5.1 minutes per contest... Shot 33.3 percent from the field while connecting on 71.4 percent of his free throws...Recorded season-highs with six points and three rebounds in the Rams' home win over Chadron State (Nov. 15).

HIGH SCHOOL: Attended Dr. Martin LeBoldus High School in Regina, Saskatchewan, Canada...Played basketball under head coach Wade Bartlett...Posted impressive numbers as a senior in 2011-12, averaging 30.2 points and 12.5 rebounds per game, while dishing out 5.7 assists and blocking 3.5 shots per game...A three-time first-team all-city performer and a two-year member of Canada's National Cadet team...Earned first-team all-star honors at the 2010 U17 Boys National Championships...Participated in trials for Canada's U18 Junior National team.

PERSONAL: Born March 30, 1994, in Regina, Saskatchewan, Canada...Son of Mona and Ring De Ciman...Has one older brother, Ben, and one younger brother, Chan and three older sisters, Phoebe, Patricia and Margaret...Majoring in health and exercise science.

DE CIMAN'S CAREER STATISTICS AT COLORADO STATE

Year.....	GP-GS	TOTAL					3-PTS			REBOUNDS				PF-FO	A	T	Blk	Stl	Pts	Avg			
		Min	Avg	FG	FGA	Pct	3FG	FGA	Pct	FT	FTA	Pct	Off								Def	Tot	Avg
2012-13.....	23-0	117	5.1	7	21	.333	4	14	.286	5	7	.714	4	5	9	0.4	15-0	4	9	1	3	23	1.0
2013-14.....	32-22	815	25.5	94	213	.441	34	98	.347	52	76	.684	10	71	81	2.5	86-7	39	28	15	15	274	8.6
TOTAL.....	55-22	932	16.9	101	234	.432	38	112	.339	57	83	.687	14	76	90	1.6	101-7	43	37	16	18	297	5.4



STUDENT-ATHLETE BIOGRAPHIES

2013-14 (SOPHOMORE)	START	MIN	FG-FA	PCT.	3G-3A	PCT.	FT-FTA	PCT.	OR-DR	T	PF	A	TO	BLK	STL	PTS	
UCCS (11-08)	*	7	1-2	.500	1-2	.500	4-4	1.000	0-3	3	1	1	2	0	0	7	
at Gonzaga (11-11)		14	0-4	.000	0-1	.000	1-2	.500	0-1	1	1	3	1	0	0	1	
WEBER STATE (11-16)		19	4-6	.667	1-3	.333	2-2	1.000	0-0	0	2	0	0	0	0	11	
at UTEP (11-19)		23	4-7	.571	2-4	.500	0-0	.000	0-1	1	1	2	2	1	0	10	
NORTHERN COLORADO (11-22)		29	1-6	.167	0-2	.000	0-0	.000	0-4	4	4	1	0	1	0	2	
PRAIRIE VIEW A&M (11-25)		18	4-7	.571	2-3	.667	0-1	.000	1-3	4	3	1	0	1	0	10	
BETHUNE-COOKMAN (11-27)		24	1-5	.200	1-3	.333	2-2	1.000	0-3	3	2	2	1	1	0	5	
NEW MEXICO STATE (11-30)		20	4-8	.500	0-3	.000	0-0	.000	0-1	1	2	1	0	0	2	8	
COLORADO (12-03)		15	2-3	.667	0-1	.000	1-2	.500	0-3	3	5	0	1	0	1	5	
SW OKLAHOMA STATE (12-08)		22	5-7	.714	3-5	.600	2-3	.667	0-0	0	1	1	0	0	0	15	
DENVER (12-11)	*	36	4-8	.500	3-4	.750	1-2	.500	0-2	2	1	1	1	0	0	12	
UIC (12-23)	*	29	4-11	.364	1-5	.200	0-0	.000	0-1	1	1	1	0	1	1	9	
LAMAR (12-28)	*	36	5-9	.556	1-5	.200	1-3	.333	0-4	4	3	3	2	2	2	12	
SAN DIEGO STATE (01-01)	*	32	2-8	.250	0-1	.000	3-4	.750	0-1	1	2	1	2	0	1	7	
at New Mexico (01-04)	*	35	4-12	.333	2-8	.250	3-4	.750	0-7	7	5	0	0	0	0	13	
at San José State (01-08)	*	32	5-6	.833	2-2	1.000	1-2	.500	1-0	1	2	1	4	0	3	13	
FRESNO STATE (01-11)	*	24	2-5	.400	1-2	.500	0-0	.000	0-1	1	4	0	0	0	0	5	
at Utah State (01-15)	*	30	1-5	.200	0-3	.000	3-6	.500	2-3	5	3	2	1	0	1	5	
AIR FORCE (01-18)	*	36	4-9	.444	0-3	.000	3-5	.600	0-3	3	2	1	1	1	0	11	
NEW MEXICO (01-25)	*	24	5-7	.714	3-4	.750	1-2	.500	2-1	3	5	1	0	0	2	14	
at Nevada (01-29)	*	34	3-9	.333	0-3	.000	2-2	1.000	1-2	3	5	1	1	1	1	8	
at San Diego State (02-01)	*	21	2-7	.286	1-4	.250	0-0	.000	0-3	3	5	2	0	1	0	5	
UNLV (02-05)	*	27	3-8	.375	1-3	.333	0-0	.000	1-3	4	1	4	1	0	1	7	
at Air Force (02-08)	*	27	4-11	.364	2-6	.333	5-7	.714	0-3	3	2	0	1	0	0	15	
UTAH STATE (02-11)	*	19	1-3	.333	0-2	.000	2-2	1.000	0-1	1	1	0	0	0	0	4	
at Fresno State (02-15)		25	2-6	.333	0-1	.000	2-2	1.000	0-4	4	4	0	1	1	0	6	
BOISE STATE (02-18)	*	13	0-3	.000	0-1	.000	2-2	1.000	0-2	2	2	2	0	0	0	2	
WYOMING (02-22)	*	21	4-6	.667	4-4	1.000	0-0	.000	0-0	0	5	1	2	1	1	12	
at UNLV (02-26)	*	37	3-7	.429	0-2	.000	2-4	.500	0-3	3	2	3	0	0	0	8	
SAN JOSE STATE (03-05)	*	33	3-5	.600	1-2	.500	3-5	.600	1-5	6	1	1	0	1	0	10	
at Wyoming (03-08)	*	22	4-7	.571	1-3	.333	4-5	.800	0-2	2	5	0	3	2	1	13	
vs. Utah State (03-12)	*	31	3-6	.500	1-3	.333	2-3	.667	1-1	2	3	0	0	1	0	9	
Totals		22	815	94-213	.441	34-98	.347	52-76	.684	10-71	81	86	39	28	15	15	274

2012-13 (FRESHMAN)	START	MIN	FG-FA	PCT.	3G-3A	PCT.	FT-FTA	PCT.	OR-DR	T	PF	A	TO	BLK	STL	PTS	
MONTANA (11-09)		8	0-0	.000	0-0	.000	0-0	.000	0-0	0	0	0	0	0	0	0	
CHADRON STATE (11-15)		20	2-5	.400	1-4	.250	1-3	.333	0-3	3	2	1	1	1	1	6	
at Denver (11-21)		DNP															
at Washington (11-24)		DNP															
NORTHERN COLORADO (11-26)		4	0-1	.000	0-1	.000	0-0	.000	0-0	0	0	2	0	0	0	0	
EVANSVILLE (12-01)		2	0-0	.000	0-0	.000	0-0	.000	1-0	1	0	0	0	0	0	0	
at Colorado (12-05)		DNP															
at UIC (12-08)		9	0-0	.000	0-0	.000	0-0	.000	0-1	1	1	0	0	0	0	0	
NORTH FLORIDA (12-17)		3	0-0	.000	0-0	.000	0-0	.000	0-0	0	0	0	0	0	0	0	
CSU BAKERSFIELD (12-19)		1	0-0	.000	0-0	.000	0-0	.000	0-0	0	0	0	0	0	0	0	
vs. Portland (12-22)		DNP															
vs Virginia Tech (12-23)		4	1-2	.500	1-2	.500	2-2	1.000	1-0	1	1	0	0	0	1	5	
ADAMS STATE (12-29)		4	0-0	.000	0-0	.000	0-0	.000	0-0	0	0	0	0	0	0	0	
UTEP (01-02)		1	0-0	.000	0-0	.000	0-0	.000	0-0	0	0	0	0	0	0	0	
ST. BONAVENTURE (01-05)		8	1-4	.250	0-2	.000	0-0	.000	1-0	1	0	0	1	0	0	2	
at San Diego State (01-12)		0	0-0	.000	0-0	.000	0-0	.000	0-0	0	0	0	0	0	0	0	
AIR FORCE (01-16)		9	0-1	.000	0-1	.000	2-2	1.000	0-0	0	3	0	1	0	0	2	
UNLV (01-19)		DNP															
at New Mexico (01-23)		7	0-1	.000	0-0	.000	0-0	.000	0-0	0	2	0	2	0	0	0	
at Fresno State (01-26)		DNP															
BOISE STATE (01-30)		4	1-1	1.000	0-0	.000	0-0	.000	1-0	1	0	0	0	0	0	2	
WYOMING (02-02)		1	0-0	.000	0-0	.000	0-0	.000	0-0	0	0	0	0	0	0	0	
at Nevada (02-06)		4	1-2	.500	1-1	1.000	0-0	.000	0-0	0	0	0	1	0	0	3	
SAN DIEGO STATE (02-13)		DNP															
at Air Force (02-16)		DNP															
at UNLV (02-20)		DNP															
NEW MEXICO (02-23)		DNP															
FRESNO STATE (02-27)		DNP															
at Boise State (03-02)		1	0-0	.000	0-0	.000	0-0	.000	0-0	0	0	0	0	0	0	0	
at Wyoming (03-06)		12	1-2	.500	1-2	.500	0-0	.000	0-1	1	2	1	1	0	1	3	
NEVADA (03-09)		3	0-0	.000	0-0	.000	0-0	.000	0-0	0	1	0	1	0	0	0	
vs Fresno State (03-13)		7	0-1	.000	0-0	.000	0-0	.000	0-0	0	0	0	0	0	0	0	
at UNLV (03-15)		2	0-0	.000	0-0	.000	0-0	.000	0-0	0	2	0	0	0	0	0	
vs. Missouri (03-21)		DNP															
vs. Louisville (03-23)		3	0-1	.000	0-1	.000	0-0	.000	0-0	0	0	0	1	0	0	0	
Totals		0	117	7-21	.333	4-14	.286	5-7	.714	4-5	9	15	4	9	1	3	23



CAREER HIGHS

Minutes
..... 34 vs Louisiana Tech (11/14/12)

Points
..... 24 vs Arkansas State (3/2/13)

Rebounds
..... 7 vs Tulsa (12/15/12)

Assists
..... 6 vs Southern Methodist (11/24/12)

Blocks
..... 1 at Florida International (2/21/13)

Steals
..... 3 on two occasions

Field Goals
..... 6 vs St. Gregory's (12/4/12)

Field-Goal Attempts
..... 13 vs Jacksonville (11/21/12)

Three-Pointers
..... 3 on five occasions

Free Throws
..... 15 vs Arkansas State (3/2/13)



John Gillon | SO | G | 6-0/166
Houston, Texas (University of Arkansas-Little Rock)

2013-14 (REDSHIRT): Sat out season per NCAA rules, after transferring from Division I UALR.

2012-13 (FRESHMAN): Appeared in 27 games with 12 starts as a freshman in 2012-13 at the University of Arkansas-Little Rock... Finished second on the team in scoring, averaging 10.6 points per game... Averaged 2.4 rebounds and 2.4 assists per game... Led or tied for the team lead in scoring 11 times, tying him with Will Neighbour for the team lead in that category... Finished the season shooting 42.1 percent from the floor, 39.4 percent from three-point range and led the Sun Belt by shooting 81.7 percent from the foul line... Reached double figures in scoring 11 times and knocked down two-plus three-pointers in 10 contests... Came off the bench to score 22 points on 5-of-11 shooting from the field and 10-of-11 shooting from the foul line in his college debut vs. UT Martin (Nov. 9)... The 22 points were the most by a UALR freshman in their college debut since the Trojans moved to Division I in 1979... Knocked down three treys and scored 14 points at Ole Miss (Nov. 16)... Totaled 16 points and five rebounds in UALR's 78-56 win over Jacksonville (Nov. 21)... Handed out a season-high six assists in UALR's 69-56 win over SMU (Nov. 24)... Scored 17 points and grabbed a season-high seven rebounds against Tulsa (Dec. 15)... Totaled 15 points on 5-of-10 shooting against Louisiana Tech (Dec. 17)... Reached double figures in scoring for the third-straight game with 14 points at South Alabama (Dec. 22)... Suffered a knee injury against Western Kentucky (Jan. 3) that forced him to miss the next five games... Ended the season by reaching double figures in UALR's final three games, including a career-best 24 points in the Trojans' 78-71 win over Arkansas State (March 2)... Knocked down 15-of-18 free throws in his 24-point game against ASU, setting new Jack Stephens Center records for free throws made (15) and attempted (18) in a single game.

HIGH SCHOOL: A two-time first team all-district selection and the District 19-5A Offensive Player of the Year as a senior... Helped lead Strake Jesuit to two-straight district championships... Averaged 21 points and four assists per game as a senior as the Crusaders compiled a 26-4 record (14-0 in district play)... Averaged 17.5 points, 4.1 steals and 2.7 assists per game as a junior, while shooting 61 percent from the field, 46 percent from three-point range and 84 percent at the foul line... Named to the All-Tournament First Team at the Father George Jesuit Christmas Classic in Washington, D.C. after helping Strake Jesuit to a tournament title... He and teammate Rasheed Sulaimon, who signed with Duke, were voted the top backcourt duo in the greater Houston area... Played under head coach Wayne Jones... A member of the Black Student Union committee... A Bellaire Honor Roll recipient, he had a 50-point game the summer after his junior year playing for the Houston Select, and scored 60 points in a fall tournament game as a senior.

PERSONAL: Full name is John Benjamin Gillon... Born March 31, 1994 in Houston, Texas... Son of John and Phyllis Gillon... Has two brothers, Jordan and Jarius... Plans to major in business marketing.

GILLON'S CAREER STATISTICS AT UALR

Year.....	GP-GS	TOTAL					3-PTS			REBOUNDS				PF-FO	A	TO	Blk	Stl	Pts	Avg			
		Min	Avg	FG	FGA	Pct	3FG	FGA	Pct	FT	FTA	Pct	Off								Def	Tot	Avg
2012-13.....	32-12	609	19.0	80	190	420	37	94	.250	89	109	.810	8	57	65	2.1	53-0	64	62	1	19	286	8.9
TOTAL.....	32-12	609	19.0	80	190	420	37	94	.250	89	109	.810	8	57	65	2.1	53-0	64	62	1	19	286	8.9



STUDENT-ATHLETE BIOGRAPHIES

2012-13 (FRESHMAN)	START	MIN	FG-FA	PCT.	3G-3A	PCT.	FT-FTA	PCT.	OR-DR	T	PF	A	TO	BLK	STL	PTS	
TENNESSEE-MARTIN (11-09)		21	5-11	.450	2-5	.400	10-11	.909	0-3	3	1	3	0	0	1	22	
at Louisiana Tech (11-14)		21	2-5	.400	1-1	1.000	2-2	1.000	0-2	2	2	0	4	0	0	7	
at Ole Miss (11-16)	*	27	5-11	.450	3-7	.420	1-2	.500	0-1	1	2	1	5	0	0	14	
MILWAUKEE (11-19)	*	27	3-5	.600	1-2	.500	2-2	1.000	0-4	4	2	3	2	0	1	9	
JACKSONVILLE (11-21)	*	27	5-13	.380	2-6	.333	4-4	1.000	0-5	5	3	4	3	0	1	16	
vs Southern Methodist (11-24)	*	27	3-4	.750	1-1	1.000	2-3	.666	0-1	1	3	6	2	0	0	9	
vs South Carolina (11-25)	*	27	3-8	.370	3-6	.500	0-0	.000	0-3	3	0	4	2	0	0	9	
TROY (11-29)	*	26	1-5	.200	1-4	.250	2-2	1.000	0-3	3	2	2	4	0	0	5	
LOUISIANA-MONROE (12-01)	*	15	1-3	.333	1-3	.333	3-4	.750	0-1	1	4	2	2	0	0	6	
ST. GREGORY'S (12-04)	*	13	6-9	.666	3-6	.500	2-2	1.000	0-1	1	0	1	1	0	3	17	
at Cincinnati (12-06)	*	30	0-4	.000	0-2	.000	4-5	.800	0-3	3	0	4	8	0	2	4	
TULSA (12-15)	*	27	4-7	.570	3-3	1.000	6-9	.666	0-7	7	2	4	4	0	1	17	
LOUISIANA TECH (12-17)	*	34	5-10	.500	1-4	.250	4-4	1.000	0-2	2	3	1	2	0	2	15	
at South Alabama (12-22)		27	4-11	.360	1-4	.250	5-6	.830	2-0	2	3	0	3	0	0	14	
at Louisiana (12-29)	*	20	1-8	.120	1-6	.160	2-2	1.000	1-2	3	2	3	1	0	0	5	
WESTERN KENTUCKY (01-03)		9	1-4	.250	1-2	.500	0-0	.000	0-2	2	0	3	1	0	0	3	
at Troy (01-05)		DNP															
NORTH TEXAS (01-10)		DNP															
FLORIDA INTERNATIONAL (01-12)		DNP															
at Middle Tennessee (01-17)		DNP															
at Western Kentucky (01-19)		DNP															
FLORIDA ATLANTIC (01-24)		10	0-2	.000	0-0	.000	3-4	.750	1-0	1	2	0	0	0	0	3	
at North Texas (01-26)		23	3-4	.750	2-2	1.000	0-1	.000	0-1	1	2	2	2	0	0	8	
SOUTH ALABAMA (02-02)		30	3-9	.333	0-3	.000	3-4	.750	0-3	3	4	3	0	0	1	9	
at Louisiana-Monroe (02-07)		11	0-2	.000	0-1	.000	2-2	1.000	0-0	0	1	3	0	0	0	2	
at Arkansas State (02-14)		25	3-7	.420	3-4	.750	2-2	1.000	1-2	3	1	2	4	0	1	11	
MIDDLE TENNESSEE (02-16)		20	2-8	.250	1-4	.250	4-6	.666	0-1	1	2	2	1	0	3	9	
at Florida International (02-21)		25	5-8	.620	2-5	.400	0-2	.000	2-1	3	3	5	3	1	0	12	
at Florida Atlantic (02-23)		16	3-8	.370	0-2	.000	1-1	1.000	0-1	1	3	0	0	0	1	7	
LOUISIANA-LAFAYETTE (02-28)		18	5-8	.620	2-3	.666	1-2	.500	0-1	1	2	5	4	0	1	13	
ARKANSAS STATE (03-02)		24	4-7	.570	1-4	.250	15-18	.830	0-5	5	0	1	0	0	0	24	
vs Florida International (03-09)		29	3-9	.333	1-4	.250	9-9	1.000	1-2	3	4	0	4	0	1	16	
Totals		12	609	80-190	.420	37-94	.250	89-109	.810	8-57	65	53	64	62	1	19	286



CAREER HIGHS	
Minutes29 at San Diego State (2/1/14)
Points14 vs. UCCS (11/8/13)
Rebounds9 at San Diego State (2/1/14)
Assists1 vs. Northern Colorado (11/22/13)
Blocks3 on two occasions
Steals2 vs. UCCS (11/8/13)
Field Goals5 vs. UCCS (11/8/13)
Field-Goal Attempts6 vs. UCCS (11/8/13)
Three-Pointers-
Free Throws4 on two occasions



Marcus Holt | SR | F/C | 6-10/204 Aurora, Colo. (Paris Junior College)

2013-13 (JUNIOR): Played in 30 of 32 games as a junior in his first season at Colorado State, backing up starting center Gerson Santo...Averaged 3.0 points and 2.7 rebounds per game, playing 12.3 minutes per contest...Led the team with a field-goal percentage of .589, connecting on 33 of 56 attempts from the floor...Recorded a team-leading 21 blocks on the season...Played a career-high 29 minutes at San Diego State (Feb. 1), pulling down a career-most nine boards, while adding two blocks...Recorded four double-digit scoring games, all CSU victories, including a career-high 14 points in the Rams' season-opening win over CU-Colorado Springs (Nov. 8)...Scored 11 points each in wins over Northern Colorado (Nov. 22) and New Mexico State (Nov. 30), as well as 10 points in a victory over Prairie View A&M (Nov. 25)...Recorded five or more rebounds in nine contests...Posted a team season-high three blocks on two occasions, vs. New Mexico State (Nov. 30) and vs. Utah State (March 12).

2012-13 (SOPHOMORE): Played in 26 games as a sophomore at Paris Junior College, averaging 3.5 points and 2.8 rebounds per game...Shot 45.9 percent from the floor for the Dragons, while connecting on 63.2 percent from the free-throw line...Tallied double-digit scoring games on two occasions: vs. Upper Iowa University JV (12 points on Nov. 9) and vs. Northwood University JV (13 points on Nov. 16)..

2011-12 (FRESHMAN): Played in 28 games as a freshman at Paris Junior College...Averaged 3.3 points and 3.1 rebounds per game...Shot 37 percent from the field and connected at 37 percent from the free-throw line...Recorded 24 blocks on the season, 0.86 per game.

HIGH SCHOOL: A standout at Rangeview High School in Aurora, Colo., led his team to the Great 8 of the Colorado boys state high school championships as a senior in 2010-11...Averaged 13.5 points, 9.0 rebounds and 3.0 blocks per game during his final season, garnering attention from major college programs including Missouri, Xavier and Boston College.

PERSONAL: Born May 26, 1993 in Portland, Ore.Son of Will Holt and Laurie Samborn...Has one brother, James, and one sister, Alex...Majoring in business communications at Colorado State.

HOLT'S CAREER STATISTICS																							
Year.....	GP-GS	TOTAL					3-PTS			REBOUNDS				PF-FO									
		Min	Avg	FG	FGA	Pct	3FG	FGA	Pct	FT	FTA	Pct	Off	Def	Tot	Avg	PF-FO	A	TO	Blk	Stl	Pts	Avg
2013-14.....	30-0	368	12.3	33	56	.589	0	0	.000	24	51	.471	38	44	82	2.7	60-3	0	12	21	5	90	3.0
TOTAL.....	30-0	368	12.3	33	56	.589	0	0	.000	24	51	.471	38	44	82	2.7	60-3	0	12	21	5	90	3.0



STUDENT-ATHLETE BIOGRAPHIES

2012-13 (JUNIOR)	START	MIN	FG-FA	PCT.	3G-3A	PCT.	FT-FTA	PCT.	OR-DR	T	PF	A	TO	BLK	STL	PTS
UCCS (11-08)	22	5-6	.833	0-0	.000	4-7	.571	3-2	5	3	0	0	0	2	14	
at Gonzaga (11-11)	13	2-3	.667	0-0	.000	0-0	.000	2-3	5	1	0	0	1	0	4	
WEBER STATE (11-16)	13	1-1	1.000	0-0	.000	0-1	.000	0-5	5	2	0	0	0	0	2	
at UTEP (11-19)	10	1-1	1.000	0-0	.000	0-2	.000	0-0	0	5	0	0	1	0	2	
NORTHERN COLORADO (11-22)	23	4-4	1.000	0-0	.000	3-8	.375	2-3	5	2	0	0	0	0	11	
PRAIRIE VIEW A&M (11-25)	18	3-5	.600	0-0	.000	4-8	.500	5-2	7	3	0	1	1	1	10	
BETHUNE-COOKMAN (11-27)	16	0-0	.000	0-0	.000	0-0	.000	0-1	1	1	0	0	1	0	0	
NEW MEXICO STATE (11-30)	17	4-5	.800	0-0	.000	3-4	.750	3-1	4	3	0	2	3	0	11	
COLORADO (12-03)	13	1-2	.500	0-0	.000	0-0	.000	0-1	1	3	0	0	1	0	2	
SW OKLAHOMA STATE (12-08)	14	2-3	.667	0-0	.000	3-4	.750	3-5	8	2	0	1	1	1	7	
DENVER (12-11)	8	0-0	.000	0-0	.000	0-0	.000	0-0	0	0	0	1	0	0	0	
UIC (12-23)	12	2-4	.500	0-0	.000	1-2	.500	2-2	4	1	0	1	1	0	5	
LAMAR (12-28)	10	2-4	.500	0-0	.000	0-2	.000	3-0	3	1	0	1	1	1	4	
SAN DIEGO STATE (01-01)	3	0-0	.000	0-0	.000	0-0	.000	0-0	0	1	0	0	0	0	0	
at New Mexico (01-04)	14	0-3	.000	0-0	.000	0-0	.000	2-3	5	3	0	1	1	1	0	
at San José State (01-08)	DNP															
FRESNO STATE (01-11)	22	1-1	1.000	0-0	.000	1-2	.500	2-0	2	3	0	1	0	0	3	
at Utah State (01-15)	21	1-2	.500	0-0	.000	2-4	.500	2-3	5	5	0	0	2	0	4	
AIR FORCE (01-18)	8	0-1	.000	0-0	.000	0-0	.000	1-0	1	1	0	0	0	0	0	
NEW MEXICO (01-25)	2	0-0	.000	0-0	.000	1-2	.500	0-0	0	2	0	0	0	0	1	
at Nevada (01-29)	8	1-2	.500	0-0	.000	0-0	.000	0-0	0	0	0	1	1	0	2	
at San Diego State (02-01)	29	0-2	.000	0-0	.000	0-0	.000	3-6	9	4	0	1	2	0	0	
UNLV (02-05)	13	1-1	1.000	0-0	.000	0-0	.000	0-1	1	1	0	0	0	0	2	
at Air Force (02-08)	2	0-1	.000	0-0	.000	0-0	.000	1-0	1	2	0	0	0	0	0	
UTAH STATE (02-11)	16	0-2	.000	0-0	.000	0-0	.000	2-2	4	5	0	0	0	0	0	
at Fresno State (02-15)	5	0-0	.000	0-0	.000	0-0	.000	0-1	1	2	0	0	0	0	0	
BOISE STATE (02-18)	DNP															
WYOMING (02-22)	2	0-0	.000	0-0	.000	0-0	.000	0-0	0	0	0	0	0	0	0	
at UNLV (02-26)	4	0-1	.000	0-0	.000	0-0	.000	1-0	1	1	0	0	1	0	0	
SAN JOSE STATE (03-05)	6	2-2	1.000	0-0	.000	1-1	1.000	0-1	1	0	0	1	0	0	5	
at Wyoming (03-08)	4	0-0	.000	0-0	.000	1-2	.500	0-1	1	0	0	0	0	0	1	
vs. Utah State (03-12)	20	0-0	.000	0-0	.000	0-2	.000	1-1	2	3	0	0	3	1	0	
Totals	0	368	33-56	.589	0-0	.000	24-51	.471	38-44	82	60	0	12	21	5	90



CAREER HIGHS	
Minutes33 vs. Boise State (2/18/14)
Points 11 on two occasions
Rebounds9 vs. SW Okla. State (11/8/13)
Assists4 vs. SW Okla. State (11/8/13)
Blocks2 vs. Wyoming (2/22/14)
Steals 1 on six occasions
Field Goals5 on two occasions
Field-Goal Attempts9 vs. Boise State (2/18/14)
Three-Pointers1 vs. Utah State (3/12/14)
Free Throws5 vs. Prairie View A&M (11/25/13)



Carlton Hurst | SO | G | 6-3/190 Denver, Colo. (Aurora Central High School)

2013-13 (JUNIOR): Played in 30 of 32 games as a junior in his first season at Colorado State, backing up starting center Gerson Santo...Averaged 3.0 points and 2.7 rebounds per game, playing 12.3 minutes per contest...Led the team with a field-goal percentage of .589, connecting on 33 of 56 attempts from the floor...Recorded a team-leading 21 blocks on the season...Played a career-high 29 minutes at San Diego State (Feb. 1), pulling down a career-most nine boards, while adding two blocks...Recorded four double-digit scoring games, all CSU victories, including a career-high 14 points in the Rams' season-opening win over CU-Colorado Springs (Nov. 8)...Scored 11 points each in wins over Northern Colorado (Nov. 22) and New Mexico State (Nov. 30), as well as 10 points in a victory over Prairie View A&M (Nov. 25)...Recorded five or more rebounds in nine contests...Posted a team season-high three blocks on two occasions, vs. New Mexico State (Nov. 30) and vs. Utah State (March 12).

2012-13 (SOPHOMORE): Played in 26 games as a sophomore at Paris Junior College, averaging 3.5 points and 2.8 rebounds per game...Shot 45.9 percent from the floor for the Dragons, while connecting on 63.2 percent from the free-throw line...Tallied double-digit scoring games on two occasions: vs. Upper Iowa University JV (12 points on Nov. 9) and vs. Northwood University JV (13 points on Nov. 16)..

2011-12 (FRESHMAN): Played in 28 games as a freshman at Paris Junior College...Averaged 3.3 points and 3.1 rebounds per game...Shot 37 percent from the field and connected at 37 percent from the free-throw line...Recorded 24 blocks on the season, 0.86 per game.

HIGH SCHOOL: A standout at Rangeview High School in Aurora, Colo., Led his team to the Great 8 of the Colorado boys state high school championships as a senior in 2010-11... Averaged 13.5 points, 9.0 rebounds and 3.0 blocks per game during his final season, garnering attention from major college programs including Missouri, Xavier and Boston College.

PERSONAL: Born May 26, 1993 in Portland, Ore.Son of Will Holt and Laurie Samborn...Has one brother, James, and one sister, Alex...Majoring in business communications at Colorado State.

HURST'S CAREER STATISTICS

Year.....	GP-GS	TOTAL					3-PTS			REBOUNDS				PF-FO				A	TO	Blk	Stl	Pts	Avg
		Min	Avg	FG	FGA	Pct	3FG	FGA	Pct	FT	FTA	Pct	Off	Def	Tot	Avg	PF						
2013-14.....	30-5	491	16.4	40	91	.440	1	9	.111	44	68	.647	18	48	66	2.2	43-1	25	23	5	6	125	4.2
TOTAL.....	30-5	491	16.4	40	91	.440	1	9	.111	44	68	.647	18	48	66	2.2	43-1	25	23	5	6	125	4.2



STUDENT-ATHLETE BIOGRAPHIES

2012-13 (FRESHMAN)	START	MIN	FG-FA	PCT.	3G-3A	PCT.	FT-FTA	PCT.	OR-DR	T	PF	A	TO	BLK	STL	PTS
UCCS (11-08)	17	2-5	.400	0-0	.000	3-5	.600	2-1	3	2	0	1	0	0	0	7
at Gonzaga (11-11)	19	1-4	.250	0-1	.000	3-4	.750	1-3	4	3	1	0	0	0	0	5
WEBER STATE (11-16)	9	0-2	.000	0-0	.000	0-0	.000	0-1	1	2	1	0	0	0	0	0
at UTEP (11-19)	6	1-5	.200	0-1	.000	2-2	1.000	1-0	1	2	0	2	0	0	0	4
NORTHERN COLORADO (11-22)	DNP															
PRAIRIE VIEW A&M (11-25)	14	1-2	.500	0-0	.000	5-6	.833	0-4	4	3	1	1	0	1	0	7
BETHUNE-COOKMAN (11-27)	*	13	0-2	.000	0-0	.000	3-5	.600	2-1	3	0	1	1	1	0	3
NEW MEXICO STATE (11-30)	*	19	1-6	.167	0-0	.000	3-4	.750	3-3	6	5	1	2	1	0	5
COLORADO (12-03)	*	30	3-5	.600	0-0	.000	0-0	.000	3-2	5	2	2	4	0	1	6
SW OKLAHOMA STATE (12-08)	*	26	0-2	.000	0-0	.000	2-4	.500	2-7	9	0	4	2	0	1	2
DENVER (12-11)	11	1-1	1.000	0-0	.000	1-2	.500	0-0	0	0	1	0	0	0	0	3
UIC (12-23)	1	0-0	.000	0-0	.000	0-0	.000	0-0	0	0	0	0	1	0	0	0
LAMAR (12-28)	18	2-5	.400	0-2	.000	0-0	.000	0-1	1	0	0	1	0	0	0	4
SAN DIEGO STATE (01-01)	7	0-0	.000	0-0	.000	1-2	.500	0-0	0	0	0	0	0	0	0	1
at New Mexico (01-04)	21	1-3	.333	0-0	.000	1-1	1.000	0-1	1	4	0	1	0	0	0	3
at San José State (01-08)	23	3-3	1.000	0-0	.000	2-2	1.000	0-0	0	4	1	1	1	1	0	8
FRESNO STATE (01-11)	14	3-4	.750	0-0	.000	0-1	.000	0-3	3	1	1	0	0	0	0	6
at Utah State (01-15)	13	0-3	.000	0-1	.000	0-0	.000	0-1	1	2	2	1	0	0	0	0
AIR FORCE (01-18)	0	0-0	.000	0-0	.000	0-0	.000	0-0	0	0	0	0	0	0	0	0
NEW MEXICO (01-25)	DNP															
at Nevada (01-29)	5	0-0	.000	0-0	.000	1-2	.500	0-1	1	3	0	0	0	0	0	1
at San Diego State (02-01)	26	3-5	.600	0-0	.000	2-4	.500	0-2	2	1	1	1	0	1	0	8
UNLV (02-05)	19	5-5	1.000	0-0	.000	1-3	.333	0-1	1	0	0	0	0	0	0	11
at Air Force (02-08)	4	0-0	.000	0-0	.000	0-1	.000	0-2	2	0	0	0	0	0	0	0
UTAH STATE (02-11)	11	0-1	.000	0-0	.000	1-2	.500	0-0	0	1	0	0	0	0	1	1
at Fresno State (02-15)	*	19	1-3	.333	0-0	.000	0-0	.000	0-1	1	0	2	1	0	0	2
BOISE STATE (02-18)	33	5-9	.556	0-1	.000	1-1	1.000	3-3	6	0	1	0	0	0	0	11
WYOMING (02-22)	21	3-5	.600	0-1	.000	4-4	1.000	0-2	2	1	0	0	2	0	0	10
at UNLV (02-26)	21	0-1	.000	0-0	.000	2-2	1.000	0-4	4	2	1	1	1	0	0	2
SAN JOSE STATE (03-05)	21	2-4	.500	0-0	.000	0-3	.000	0-1	1	1	1	1	1	0	0	4
at Wyoming (03-08)	31	1-4	.250	0-1	.000	4-6	.667	1-2	3	3	2	1	0	0	0	6
vs. Utah State (03-12)	19	1-2	.500	1-1	1.000	2-2	1.000	0-1	1	1	1	0	0	1	0	5
Totals	5	491	40-91	.440	1-9	.111	44-68	.647	18-48	66	43	25	23	5	6	125

CAREER HIGHS

Minutes40 on four occasions
Points 24 at North Carolina A&T (12/1/12)
Rebounds13 vs Southern (11/15/12)
Assists5 at Toccoa Falls (11/20/12)
Blocks 3 at Md. Eastern Shore (02/4/13)
Steals4 on two occasions
Field Goals 11 on two occasions
Field-Goal Attempts 16 at Wichita State (11/10/12)
Three-Pointers 2 on three occasions
Free Throws 13 at North Carolina A&T (12/1/12)



Stanton Kidd | RS-SR | F | 6-8/225

Baltimore, Md. (North Carolina Central University)

2013-14 (REDSHIRT): Sat out season per NCAA rules, after transferring from Division I North Carolina Central.

2012-13 (JUNIOR): Named first team All-MEAC in his first season at North Carolina Central...Earned Box-to-Row All-American Honors and second team all-state by the NCCSIA (North Carolina Collegiate Sports Information Association)...Named MEAC Player of the Week two times...Started all 31 games and was third in the MEAC in scoring (14.5 points per game), eighth in rebounding (6.9 boards per game), fifth in field goal percentage (55.3 percent), No. 15 in free-throw percentage (69.7 percent), No. 10 in offensive rebounds (2.4 per game), sixth in defensive rebounds (4.5 per game)...Began his Eagles career with a 22-point, 8-for-16 effort against NCAA Final Four participant Wichita State, but his season-high of 24 points including a perfect 13-for-13 from the foul line came in a 66-62 win over arch-rival North Carolina A&T...Scored in double figures 27 times and 20 points or more on seven occasions...Averaged 22 points a game on NCCU's Jan. 12-14 trip to Florida A&M and Bethune-Cookman where he shot 21-of-29 (72.4 percent) from the field and the Eagles went 2-0...Scored 23 points on 11-of-14 shooting in a near-upset of Drake on Dec. 19...Finished with four double-doubles in his first season donning the maroon and gray...Recorded his first NCCU double-double on Nov. 15 after scoring 13 points and grabbing 13 rebounds in a victory over SWAC Champion Southern...Had 15 points 10 rebounds in a road victory over Utah Valley (Dec. 22), 12 points 11 rebounds vs. Virginia University of Lynchburg (Jan. 8, 2013), 13 points 11 rebounds at Delaware State (Feb. 2). Hit at least one three-pointer in 14 games, including two in a game on three occasions.

2011-12 (SOPHOMORE): Played two seasons at South Plains College, one of the top junior college programs in the nation, helping the Texans win the 2011-12 National Junior College Athletic Association National Championship going a perfect 36-0...South Plains College also won the WJCAC (Western Junior College Athletic Conference) title and a Region V championship en route to the perfect season...Kidd was second on the team averaging 11.9 points a game along with 6.3 rebounds, 1.3 assists, and 1.3 steals per contest...Shot an astounding 60 percent from the field and was a 74 percent free-throw shooter for the Texans...Scored a season-high 24 points against Trinity Valley Community College on Nov. 11 and against Odessa College on Feb. 13...Scored in double figures 25 times during his second season...earned his associates degree from SPC, earning a spot on the Dean's list and graduating with honors.

2010-11 (FRESHMAN): In his freshman season at South Plains College, averaged a team-high 5.9 rebounds and dropped in 7.9 points per game...Registered three double-doubles and played 23 minutes per contest.

HIGH SCHOOL: Attended Edmondson Westside High School...As a senior averaged 23 points, 12 rebounds, and six assists, leading the Red Storm to their first-ever Baltimore City Division I championship... Named the team MVP his senior season and earned all-metro player honors.

PERSONAL: Born March 18, 1992 in Baltimore, Md. ...Son of Stanley and Glenda Kidd...Majoring in liberal arts with a minor in sociology at Colorado State...Has two older brothers, Chapman Barksdale and Stanley Kidd, Jr., and one older sister Jessica Kidd...Father played basketball at Morgan State University.


KIDD'S CAREER STATISTICS AT NORTH CAROLINA CENTRAL

Year.....	GP-GS	Min	Avg	TOTAL			3-PTS			REBOUNDS				PF-FO	A	TO	Blk	Stl	Pts	Avg			
				FG	FGA	Pct	3FG	FGA	Pct	FT	FTA	Pct	Off								Def	Tot	Avg
2012-13.....	31-31	997		173	313	.553	19	51	.373	83	119	.697	75	139	214	6.9	85-2	31	64	18	32	448	14.5
TOTAL.....	31-31	997		173	313	.553	19	51	.373	83	119	.697	75	139	214	6.9	85-2	31	64	18	32	448	14.58



STUDENT-ATHLETE BIOGRAPHIES

2012-13 (SOPHOMORE)	START	MIN	FG-FA	PCT.	3G-3A	PCT.	FT-FTA	PCT.	OR-DR	T	PF	A	TO	BLK	STL	PTS	
at Wichita State (11-10)	*	40	8-16	.500	2-3	.667	4-7	.571	5-4	9	4	0	2	0	0	22	
JOHNSON & WALES (11-12)	*	29	4-8	.500	0-1	.000	4-5	.800	0-6	6	2	1	1	1	0	12	
at Wyoming (11-14)	*	12	2-3	.667	1-2	.500	0-0	.000	0-1	1	5	1	1	0	0	5	
vs Southern (11-15)	*	33	5-13	.385	0-2	.000	3-6	.500	2-11	13	1	1	1	1	2	13	
vs South Dakota (11-16)	*	37	7-10	.700	0-2	.000	0-0	.000	2-4	6	0	0	2	0	0	14	
TOCCOA FALLS (11-20)	*	23	6-7	.857	0-0	.000	3-3	1.000	4-1	5	1	5	2	1	3	15	
WAGNER (11-24)	*	32	2-14	.143	1-4	.250	2-2	1.000	3-3	6	4	0	4	0	0	7	
UTAH VALLEY (11-27)	*	23	5-7	.714	2-3	.667	2-4	.500	2-1	3	3	0	3	1	0	14	
at North Carolina AT&T (12-01)	*	35	5-11	.455	1-2	.500	13-13	1.000	5-4	9	4	0	5	1	0	24	
EASTERN KENTUCKY (12-04)	*	31	3-6	.500	0-0	.000	3-4	.750	4-5	9	4	1	3	0	2	9	
at Drake (12-19)	*	36	11-14	.786	1-1	1.000	0-1	.000	3-3	6	4	2	1	1	1	23	
at Utah Valley (12-22)	*	37	7-11	.636	1-1	1.000	0-0	.000	3-7	10	2	1	2	1	3	15	
at Marquette (12-29)	*	40	7-14	.500	2-5	.400	3-3	1.000	5-3	8	3	3	2	0	1	19	
at Winthrop (01-02)	*	40	5-10	.500	1-2	.500	3-4	.750	3-5	8	3	1	3	1	2	14	
VIRGINIA - LYNCHBURG (01-08)	*	24	5-8	.625	0-0	.000	2-5	.400	3-8	11	1	2	2	2	0	12	
at Florida A&M (01-12)	*	35	10-15	.667	1-2	.500	0-0	.000	3-3	6	0	1	2	1	1	21	
at Bethune-Cookman (01-14)	*	37	11-14	.786	0-0	.000	1-3	.333	1-3	4	3	0	0	0	1	23	
HOWARD (01-21)	*	37	4-8	.500	0-2	.000	4-4	1.000	1-6	7	3	2	2	1	4	12	
COPPIN STATE (01-26)	*	36	6-8	.750	1-1	1.000	2-2	1.000	4-5	9	5	1	4	0	1	15	
MORGAN STATE (01-28)	*	33	5-12	.417	0-4	.000	3-6	.500	2-5	7	3	1	3	0	1	13	
at Delaware State (02-02)	*	36	5-10	.500	0-2	.000	3-4	.750	1-10	11	4	4	2	1	0	13	
at Maryland Eastern Shore (02-04)	*	29	5-7	.714	0-1	.000	2-2	1.000	1-3	4	2	2	0	3	0	12	
FLORIDA A&M (02-09)	*	30	6-9	.667	1-2	.500	2-4	.500	2-3	5	4	0	3	0	0	15	
BETHUNE-COOKMAN (02-11)	*	26	4-5	.800	1-1	1.000	1-4	.250	0-5	5	2	0	0	0	0	10	
at Savannah State (02-16)	*	27	2-4	.500	1-1	1.000	0-0	.000	1-5	6	3	0	2	0	2	5	
at South Carolina State (02-18)	*	24	6-10	.600	0-0	.000	1-2	.500	1-4	5	4	1	3	2	0	13	
NORTH CAROLINA AT&T (02-23)	*	34	5-11	.455	0-1	.000	4-5	.800	3-3	6	2	1	2	0	0	14	
SAVANNAH STATE (03-02)	*	31	4-8	.500	0-2	.000	2-5	.400	2-3	5	4	0	4	0	4	10	
SOUTH CAROLINA STATE (03-04)	*	34	7-13	.538	1-1	1.000	5-6	.833	1-6	7	0	0	0	0	2	20	
at Hampton (03-07)	*	36	7-16	.438	0-1	.000	7-9	.778	6-3	9	2	0	2	0	2	21	
vs North Carolina AT&T (03-13)	*	40	4-11	.364	1-2	.500	4-6	.667	2-6	8	3	0	1	0	0	13	
Totals		31	997	173-313	.553	19-51	.373	83-119	.697	75-139	214	85	31	64	18	32	448



Jeremiah Paige | FR | G | 6-3/166 Denver, Colo. (Rangeview High School)

HIGH SCHOOL: Attended Rangeview High School in Aurora, Colo., graduating in 2014...Earned four varsity letters in basketball under Raiders' head coach Shawn Palmer...Was honored as a two-time all-Colorado performer as a junior in 2013 and a senior in 2014...As a junior, averaged 20.2 points, 4.3 rebounds and 3.6 assists per game while helping Rangeview to a 20-5 record...During his senior campaign, tallied 23.0 points, 3.8 rebounds, 4.0 assists, 2.9 steals, and 1.4 blocks per game...In a February 2014 game vs. Prairie View, set a school record with 52 points on 19-25 FGs, including 13-18 three-pointers, while also notching seven rebounds and two blocks in the contest...

Nominated as a McDonald's All-American as a senior...Set school records in career scoring, free-throws, steals and blocks, as well as three-pointers made in a game.

PERSONAL: Born February 16, 1996 in Denver, Colo. ...Son of Amber Jones and Samir Paige...Has two sisters, Jalyn and Tariana...Major is undeclared...Played alongside CSU teammate Marcus Holt at Rangeview High School, and against Carlton Hurst (Aurora Central)...His grandfather, Larry Paige, played basketball at Colorado State from 1976-78, and was drafted by the Los Angeles Lakers in the seventh round (No. 147 overall) of the 1978 NBA Draft



Dakota Patton | RS-FR | G | 6-2/170
Loveland, Colo. (Mountain View High School)

2013-14 (REDSHIRT): Attended the University of Kansas but did not compete in athletics.

HIGH SCHOOL: Attended Mountain View High School in Loveland, Colo., graduating in 2013... Earned two varsity letters in basketball and one in track & field for the Mountain Lions...Named the most improved player on his team by head coach Adam Hooker as a senior in 2013...Averaged 6.3 points per game during his senior season...Also attended Brophy College Preparatory school in Phoenix, Ariz., as a freshman in 2009-10.

PERSONAL: Born Sept. 13, 1995 in Loveland, Colo. ...Son of Cedric Patton and Victoria Nasser...Has three siblings: two sisters, Dominishe and Desirae, and one brother, Gabriel...Majoring in health & exercise science.



CAREER HIGHS	
Minutes8 vs. Northern Arizona (11/10/12)
Points5 at Stanford (1/30/13)
Rebounds2 on two occasions
Assists1 vs. Houston Baptist (12/22/12)
Blocks--
Steals1 vs. Jacksonville State (11/19/12)
Field Goals1 on eight occasions
Field-Goal Attempts3 on three occasions
Three-Pointers1 on three occasions
Free ThrowsStanford (1/30/13)



Fred Richardson III | JR | F | 6-7/212 Houston, Texas (Lee College)

2013-14 (SOPHOMORE): Played in 18 games as a sophomore at Lee College in Baytown, Texas... Averaged 15.8 points and 7.1 rebounds per contest for the Runnin' Rebels... Tallied five games of 20 or more points... Scored a season-high 32 points in a road win against Angelina College, shooting 9-of-15 from the floor including seven made three-pointers... Shot 41.6 percent from the floor, including 36.1 percent from three-point range and connected on 74 percent from the free-throw line... Recorded five or more rebounds in 16 of 18 games, 12 boards vs. Paris Junior College (Jan. 11) and 10 rebounds at Lamar State-Port Arthur (Jan. 29)... Also averaged 1.8 assists per game, notching a season-high five helpers vs. Jacksonville College (March 5).

2012-13 (FRESHMAN): Appeared in 10 games as a true freshman at Oregon in 2012-13... Averaged 2.4 points and 0.8 rebounds in 5.1 minutes per contest... Shot 47 percent from the floor, including 38 percent from three-point range and connected on 71 percent from the free-throw line... Played a season-high 11 minutes vs. Houston Baptist (Nov. 22)... Tallied his best scoring game with five points in seven minutes off the Ducks' bench at Stanford (Jan. 30).

HIGH SCHOOL: Played prep basketball at Clear Brook High School in Clear Brook, Tex. ... All-time leading scorer at CBHS with 1,820 career points in four seasons as a varsity player... Led the Wolverines team to a 29-4 overall record as a senior in 2011-12... Averaged 20.1 points, 9.3 rebounds and 1.3 steals per game as a senior... Was a 5A All-Region 3 honoree... Named to the All-District 24 team where he was recognized as both the Overall MVP and Offensive MVP... Earned all-tournament honors for District 24... Shot 50 percent from the field, including 36 percent from three-point range, and scored 20 or more points on 20 occasions in his senior campaign... Reached double-figures in scoring in all but one of his 33 outings in 2011-12... Averaged 19.0 points and 8.0 rebounds per game as a junior... Named first team All-District 24 and Offensive MVP in junior season... Played prep basketball for coach Jason Pillow... Played AAU basketball for the Houston Defenders under the direction of coach Aaron Harrison... Considered Kansas State, Marquette, Georgia Tech, Vanderbilt and Baylor before committing to Oregon coming out of high school.

PERSONAL: Son of Ginia Hamilton and Fred Richardson, Jr. ... Majoring in liberal arts at Colorado State.

RICHARDSON III'S CAREER STATISTICS AT OREGON																							
Year.....	GP-GS	Min	Avg	TOTAL			3-PTS			FT	FTA	Pct	REBOUNDS				PF-FO	A	TO	Blk	Stl	Pts	Avg
				FG	FGA	Pct	3FG	FGA	Pct				Off	Def	Tot	Avg							
2012-13.....	10-0	5.1	51	8	17	.471	3	8	.375	5	7	.714	3	5	8	0.8	2-0	1	2	0	1	24	2.4
UO TOTAL.....	10-0	5.1	51	8	17	.471	3	8	.375	5	7	.714	3	5	8	0.8	2-0	1	2	0	1	24	2.4



STUDENT-ATHLETE BIOGRAPHIES

2012-13 (FRESHMAN)	START	MIN	FG-FA	PCT.	3G-3A	PCT.	FT-FTA	PCT.	OR-DR	T	PF	A	TO	BLK	STL	PTS
NORTHERN ARIZONA (11-10)	8	1-2	.500	1-1	1.000	0-0	.000	0-1	1	0	0	0	0	0	0	3
PORTLAND STATE (11-12)	4	1-1	1.000	0-0	.000	0-0	.000	0-0	0	1	0	1	0	0	0	2
VANDERBILT (11-16)	3	1-2	.500	0-1	.000	1-1	1.000	1-1	2	0	0	0	0	0	0	3
JACKSONVILLE STATE (11-19)	3	1-1	1.000	0-0	.000	1-2	.500	0-0	0	0	0	0	0	0	1	3
at UNLV (11-23)	DNP															
vs Cincinnati (11-24)	DNP															
UT-SAN ANTONIO (11-29)	6	1-2	.500	0-1	.000	0-0	.000	0-0	0	0	0	0	0	0	0	2
ARKANSAS-PINE BLUFF (12-01)	5	1-3	.333	1-3	.333	0-0	.000	0-1	1	0	0	0	0	0	0	3
IDAHO STATE (12-08)	DNP															
NEBRASKA (12-15)	DNP															
at UTEP (12-19)	DNP															
HOUSTON BAPTIST (12-22)	11	1-3	.333	1-2	.500	0-0	.000	0-1	1	0	1	0	0	0	0	3
NEVADA (12-31)	DNP															
at Oregon State (01-06)	DNP															
ARIZONA (01-10)	DNP															
ARIZONA STATE (01-13)	DNP															
at USC (01-17)	DNP															
at UCLA (01-19)	DNP															
WASHINGTON STATE (01-23)	DNP															
WASHINGTON (01-25)	DNP															
at Stanford (01-30)	7	1-3	.333	0-0	.000	3-4	.750	1-1	2	1	0	0	0	0	0	5
at CALIFORNIA (02-02)	DNP															
COLORADO (02-07)	DNP															
UTAH (02-09)	DNP															
at Washington (02-13)	DNP															
at Washington State (02-16)	3	0-0	.000	0-0	.000	0-0	.000	1-0	1	0	0	1	0	0	0	0
CALIFORNIA (02-21)	DNP															
STANFORD (02-23)	DNP															
OREGON STATE (02-28-13)	DNP															
at Colorado (03-07)	DNP															
at Utah (03-09)	DNP															
vs. Washington (03-14)	DNP															
vs. Utah (03-15)	DNP															
vs. UCLA (03-16)	DNP															
vs. Oklahoma State (03-21)	DNP															
vs Saint Louis (03-23)	1	0-0	.000	0-0	.000	0-0	.000	0-0	0	0	0	0	0	0	0	0
vs. Louisville (03-29)	DNP															
Totals	0	51	8-17	.471	3-8	.375	5-7	.714	3-5	8	2	1	2	0	1	24



CAREER HIGHS	
Minutes 39 on two occasions
Points27 vs. Prairie View A&M (1/20/14)
Rebounds10 vs. Arkansas-Pine Bluff (3/1/14)
Assists13 vs. Alcorn State (2/10/14)
Blocks1 at Southern (1/11/14)
Steals4 vs. Central Baptist (12/16/13)
Field Goals9 on two occasions
Field-Goal Attempts17 vs. Prairie View A&M (1/20/14)
Three-Pointers6 vs. Texas Southern (1/18/14)
Free Throws11 vs. Jackson State (3/12/14)



Antwan Scott | RS-SR | G | 6-2/178

Wylie, Texas (Grambling State University)

2013-14 (JUNIOR): Played one season at Grambling State as a junior in 2013-14...Appeared in 25 games for the Tigers, making 21 starts...Averaged 15.7 points, 4.5 rebounds and 3.7 assists per contest in 33.6 minutes per game...Scored in double figures in 22 of 25 contests, including a career-high 27 points, on 9-of-17 shooting and 5-of-9 from three-point range, against Prairie View A&M (Jan. 20)...Knocked down at least one three-pointer in 23 of 25 contests and made multiple treys in 13 games...Missed the first three games of the season after his mother, Theresa Scott, passed away just prior to the start of the season in October of 2013.

2012-13 (REDSHIRT): Began his NCAA Division I career at the University of Idaho, but left the program without ever playing a game...Transferred to Grambling State to be closer to family after his mother, Theresa Scott, slipped into a coma due to complications from a surgery.

2011-12 (SOPHOMORE): Scott led Ranger College to a 20-10 overall record and NJCAA Region V quarterfinal appearance in 2011-12 as a sophomore ... led the Rangers to a 9-3 record and North Texas Junior College Athletic Conference title, which was the first for the program in 40 years ... named First-Team All-NJCCAC and First-Team All-Region V as a sophomore ... ranked second in the NJCCAC with 15.9 points per game on 43.7 shooting and led the league with 69 made 3-pointers on 37.3 percent shooting from long range ... added 4.4 rebounds, 3.4 assists and 1.7 steals per game in 2011-12.

2010-11 (FRESHMAN): Began his collegiate career at Ranger College in Ranger, Texas, just outside of Fort Worth, Texas...As a freshman, helped guide Ranger to an 11-16 record and led the team with 12.1 points, along with 2.6 assists and 2.5 rebounds per game.

HIGH SCHOOL: Attended Wylie High School in Wylie, Texas...Led the Pirates with a scoring average of 21.8 points per game in 2009-10 and was the second-leading scorer in Texas Class 5A in the Dallas-Fort Worth Metroplex...Named Offensive MVP of Texas 5A District 8...Led WHS to a 19-11 record and berth in the Texas 5A State Tournament in 2010...Was a Second-Team All-District 8 selection as a junior in 2008-09.

PERSONAL: Born Feb. 28, 1992 in Dallas, Texas...Son of Andrew Wilson and the late Theresa Scott...Has two brothers, Kenneth McGinnis and Markeith Scott, and one sister, Perrisha Scott...completed his bachelor's degree in criminal justice from Grambling State prior to transferring to Colorado State where he is pursuing a graduate degree in adult development and training.

SCOTT'S CAREER STATISTICS AT GRAMBLING STATE																								
Year.....	GP-GS	Min	Avg	TOTAL			3-PTS			REBOUNDS				PF-FO	A	TO	Blk	Stl	Pts	Avg				
				FG	FGA	Pct	3FG	FGA	Pct	FT	FTA	Pct	Off								Def	Tot	Avg	
2013-14.....	25-21	839	33.6	123	282	.436	47	120	.392	100	124	.806	23	89	112	4.5	59-0	92	91	1	32	393	15.7	
GS TOTAL.....	25-21	839	33.6	123	282	.436	47	120	.392	100	124	.806	23	89	112	4.5	59-0	92	91	1	32	393	15.7	



STUDENT-ATHLETE BIOGRAPHIES

2013-14 (JUNIOR)	START	MIN	FG-FA	PCT.	3G-3A	PCT.	FT-FTA	PCT.	OR-DR	T	PF	A	TO	BLK	STL	PTS	
at DePaul (11-09)																	
at Marquette (11-12)																	
at Missouri State (11-20)																	
at Arizona State (12-14)	*	36	4-14	.286	2-8	.250	5-5	1.000	0-3	3	2	2	2	0	1	15	
CENTRAL BAPTIST (12-16)	*	34	6-15	.400	2-5	.400	5-5	1.000	1-4	5	1	3	2	0	4	19	
at TCU (12-19)	*	37	5-13	.385	3-6	.500	7-9	.778	1-6	7	3	6	3	0	0	20	
LYON (ARK.) COLLEGE (12-21)		29	1-7	.143	1-4	.250	0-2	.000	4-4	8	3	2	1	0	1	3	
at Evansville (12-28)	*	33	4-11	.364	2-6	.333	0-0	.000	0-0	0	4	6	7	0	1	10	
at Arkansas-Little Rock (12-30)	*	36	5-13	.385	3-7	.429	0-0	.000	2-4	6	2	6	3	0	1	13	
ALABAMA STATE (01-04)	*	36	4-11	.364	1-6	.167	3-3	1.000	0-5	5	2	0	4	0	3	12	
ALABAMA A&M (01-06)		26	4-7	.571	1-3	.333	0-0	.000	0-3	3	4	0	3	0	1	9	
at Southern (01-11)		15	2-7	.286	1-4	.250	7-7	1.000	2-5	7	2	2	5	1	1	12	
at Alcorn State (01-13)	*	37	5-9	.556	0-3	.000	4-6	.667	1-1	2	4	2	1	0	1	14	
TEXAS SOUTHERN (01-18)	*	36	9-16	.563	6-9	.667	1-1	1.000	1-3	4	2	1	3	0	0	25	
PRAIRIE VIEW A&M (01-20)	*	37	9-17	.529	5-9	.556	4-4	1.000	0-3	3	0	7	4	0	0	27	
at Jackson State (01-25)	*	34	2-8	.250	2-4	.500	3-5	.600	1-2	3	2	3	7	0	1	9	
at Arkansas-Pine Bluff (02-01)	*	35	4-9	.444	1-4	.250	2-2	1.000	2-2	4	3	5	4	0	2	11	
at Mississippi Valley State (02-03)	*	29	7-15	.467	1-3	.333	9-9	1.000	1-2	3	3	4	5	0	1	24	
SOUTHERN (02-08)		27	3-6	.500	1-2	.500	4-4	1.000	1-1	2	1	1	5	0	0	11	
ALCORN STATE (02-10)	*	34	5-10	.500	1-3	.333	5-6	.833	1-7	8	1	13	3	0	1	16	
at Texas Southern (02-15)	*	33	7-15	.467	2-7	.286	2-2	1.000	1-5	6	3	6	5	0	2	18	
at Prairie View A&M (02-17)																	
JACKSON STATE (02-22)	*	38	6-8	.750	2-2	1.000	9-12	.750	0-0	0	1	3	2	0	3	23	
ARKANSAS-PINE BLUFF (03-01)	*	39	7-14	.500	2-4	.500	3-3	1.000	2-8	10	4	2	5	0	2	19	
MISSISSIPPI VALLEY STATE (03-03)	*	34	6-12	.500	1-4	.250	8-12	.667	0-4	4	3	4	1	0	3	21	
at Alabama State (03-06)	*	39	6-12	.500	3-6	.500	3-6	.500	0-3	3	3	6	5	0	1	18	
at Alabama A&M (03-08)	*	35	6-12	.500	3-6	.500	1-3	.333	2-6	8	1	2	5	0	0	16	
vs. Jackson State (03-11)	*	37	2-9	.222	1-4	.250	11-13	.846	0-5	5	2	5	2	0	1	16	
vs. Texas Southern (03-12)	*	33	4-12	.333	0-1	.000	4-5	.800	0-3	3	3	1	4	0	1	12	
Totals		21	839	123-282	.436	47-120	.392	100-124	.806	23-89	112	59	92	91	1	32	393



Toby Van Ry | FR | F | 6-10/196
Fort Collins, Colo. (Fort Collins High School)

HIGH SCHOOL: Attended Fort Collins High School in Fort Collins, Colo., graduating in 2014...Earned three varsity letters in basketball under head coach Monty Alcaraz...Named first-team all-Front Range League as a senior in 2013-14, averaging 18.3 points, 7.3 rebounds, 1.7 assists, 1.3 steals and 0.7 blocks per game...Also earned second-team all-conference accolades during his junior campaign, posting 11.4 points, 6.6 rebounds 0.5 assists, 1.4 steals and 0.7 blocks per contest.

PERSONAL: Born April 16, 1996 in Alamosa, Colo. ...Son of Heidi Eichman and Arlan Van Ry...Has one older brother, Cody, who played football at Sterling College...Majoring in business management.



Numerical Roster

NO	NAME	POS	HT	WT	YR	EXP	HOMETOWN (LAST SCHOOL)
1	Antwan Scott	G	6-2	178	SR	TR	Wylie, Texas (Grambling State University)
2	Daniel Bejarano	G	6-5	210	RS SR	2L	Phoenix, Ariz. (University of Arizona)
3	Gian Clavell	G	6-4	185	JR	JC	Caguas, Puerto Rico (Northwest Technical College)
4	John Gillon	G	6-0	168	RS SO	RS	Houston, Texas (University of Arkansas-Little Rock)
5	Fred Richardson III	G	6-7	212	JR	JC	Houston, Texas (Lee College)
10	Joe De Ciman	G	6-6	201	JR	2L	Regina, Sask. (LeBoldus High School)
11	Stanton Kidd	F	6-8	225	RS SR	RS	Baltimore, Md. (North Carolina Central University)
12	Carlton Hurst	G	6-3	190	SO	1L	Denver, Colo. (Aurora Central High School)
13	Mike Burnett	G	6-2	175	RS JR	VR	Denver, Colo. (Manual High School)
15	Tiel Daniels	F	6-7	234	RS JR	RS	Wentzville, Mo. (Southern Illinois University)
22	Jeremiah Paige	G	6-3	166	FR	HS	Denver, Colo. (Rangeview High School)
30	Marcus Holt	F/C	6-10	204	SR	1L	Aurora, Colo. (Paris Junior College)
31	J.J. Avila	F	6-8	250	RS SR	1L	McAllen, Texas (U.S. Naval Academy)
34	Dakota Patton	G	6-2	170	RS FR	RS	Loveland, Colo. (Mountain View High School)
41	Toby Van Ry	F	6-10	196	FR	HS	Fort Collins, Colo. (Fort Collins High School)

Alphabetical Roster

NO	NAME	POS	HT	WT	YR	EXP	HOMETOWN (LAST SCHOOL)
31	J.J. Avila	F	6-8	250	RS SR	1L	McAllen, Texas (U.S. Naval Academy)
2	Daniel Bejarano	G	6-5	210	RS SR	2L	Phoenix, Ariz. (University of Arizona)
13	Mike Burnett	G	6-2	175	RS JR	VR	Denver, Colo. (Manual High School)
3	Gian Clavell	G	6-4	185	JR	JC	Caguas, Puerto Rico (Northwest Technical College)
15	Tiel Daniels	F	6-7	234	RS JR	RS	Wentzville, Mo. (Southern Illinois University)
10	Joe De Ciman	G	6-6	201	JR	2L	Regina, Sask. (LeBoldus High School)
4	John Gillon	G	6-0	168	RS SO	RS	Houston, Texas (University of Arkansas-Little Rock)
30	Marcus Holt	F/C	6-10	204	SR	1L	Aurora, Colo. (Paris Junior College)
12	Carlton Hurst	G	6-3	190	SO	1L	Denver, Colo. (Aurora Central High School)
11	Stanton Kidd	F	6-8	225	RS SR	RS	Baltimore, Md. (North Carolina Central University)
22	Jeremiah Paige	G	6-3	166	FR	HS	Denver, Colo. (Rangeview High School)
34	Dakota Patton	G	6-2	170	RS FR	RS	Loveland, Colo. (Mountain View High School)
5	Fred Richardson III	G	6-7	212	JR	JC	Houston, Texas (Lee College)
1	Antwan Scott	G	6-2	178	SR	TR	Wylie, Texas (Grambling State University)
41	Toby Van Ry	F	6-10	196	FR	HS	Fort Collins, Colo. (Fort Collins High School)

Head Coach: Larry Eustachy (Third season at CSU)
Associate Head Coach: Leonard Perry (Third season at CSU)
Assistant Coaches: Steve Barnes (Third season at CSU)
Assistant Coach: Ross Hodge (Third season at CSU)
Director of Operations: Tiffany Beckham (Third season at CSU)
Video Coordinator: Willie Glover (Second season at CSU)

Roster Breakdown	
By Class	By Position
Senior (5): J.J. Avila Daniel Bejarano Marcus Holt Stanton Kidd Antwan Scott Juniors (5): Mike Burnett Gian Clavell Tiel Daniels Joe De Ciman Fred Richardson III Sophomore (2): John Gillon Carlton Hurst Freshman (3): ... Jeremiah Paige Dakota Patton Toby Van Ry	Guard (10): Daniel Bejarano Mike Burnett Gian Clavell Joe De Ciman John Gillon Carlton Hurst Jeremiah Paige Dakota Patton Fred Richardson III Antwan Scott Forward (4): J.J. Avila Tiel Daniels Stanton Kidd Toby Van Ry Center (1): Marcus Holt
	By State/Country
	Arizona (1): Daniel Bejarano Canada (1): Joe De Ciman Colorado (6): Mike Burnett Marcus Holt Carlton Hurst Jeremiah Paige Dakota Patton Toby Van Ry Maryland (1): Stanton Kidd Missouri (1): Tiel Daniels Puerto Rico (1): Gian Clavell Texas (4): J.J. Avila John Gillon Fred Richardson III Antwan Scott



2014-15 Season Outlook





**Fort Lewis
SKYHAWKS**

Nov. 10, 2014 | 7 p.m. MT
Fort Collins, Colo. | Moby Arena (8,745)
Radio: CSU Radio Network | Television: MW Network



General Information

Location Durango, Colo.
Founded 1911
Enrollment 4,065
Nickname Skyhawks
Colors Dark Blue, Medium Blue & Warm Yellow
Arena (Capacity) Whalen Gymnasium (2,750)
Conference Rocky Mountain Athletic Conference
President Dr. Dene Kay Thomas
Director of Athletics Dr. Gary Hunter

Coaching Staff

Head Coach

Bob Hofman 19th Season (Colorado '74)
Record at Fort Lewis 341-181 (18 Seasons)
Career Record 455-290 (26 Seasons)

Associate Head Coach

Bob Pietrack 11th Season

Assistant Coach

Daniel Steffensen Fourth Season

Team Information

2013-14 Overall Record 18-10
2013-14 Conference Record 14-8
Postseason None
Final AP/USA Today Ranking NR/NR
Letterwinners R/L 8/5
Series vs. Colorado State CSU leads, 3-0

Media Relations

Media Relations Contact Sarah Meier
E-mail meier_s@fortlewis.edu
Office Phone 970/247-7381
Website www.GoSkyhawks.com

Skyhawks Roster

NO	NAME	POS	HT	WT	YR
1	Evan Smith	G	5-11	148	FR
2	Alex Semadeni	W	6-5	175	FR
3	Will Morse	G	6-2	165	SO
10	Ryan Brooks	F	6-8	220	JR
11	Hunter Young	G	6-0	190	FR
12	Rasmus Bach	G	6-4	185	FR
13	Cade Kloster	G	6-4	190	JR
15	Lucas Archuleta	G	6-2	180	SR
21	Kevin Flohr	G	6-1	170	JR
22	Austin Haldorson	F	6-9	NA	JR
23	Kofl Josephs	G	6-6	185	JR
24	Jared Smith	G	6-4	185	JR
32	Jalen Terry	G	6-6	210	FR
33	Kody Salcido	F	6-6	210	JR
44	Alex Herrera	C	6-9	255	SR



**Montana
GRIZZLIES**

Nov. 15, 2014 | 8 p.m. MT
Fort Collins, Colo. | Moby Arena (8,745)
Radio: CSU Radio Network | Television: ROOT Sports



General Information

Location Missoula, Mont.
Founded 1893
Enrollment 13,952
Nickname Grizzlies, Giz
Colors Maroon & Silver
Arena (Capacity) Dahlberg Arena (7,500)
Conference Big Sky Conference
President Dr. Royce C. Engstrom
Director of Athletics Kent Haslam

Coaching Staff

Head Coach

Travis DeCuire First Season (Montana '94)
Record at Montana 0-0 (First Season)
Career Record Same

Assistant Coaches

Ken Bone First Season
Jono Metzger-Jones Fourth Season
Chris Cobb First Season

Team Information

2013-14 Overall Record 17-13
2013-14 Conference Record 12-8
Postseason None
Final AP/USA Today Ranking NR/NR
Letterwinners R/L 7/6
Series vs. Colorado State CSU leads, 20-13

Media Relations

Media Relations Contact Dave Guffey
E-mail guffeydb@mso.umt.edu
Office Phone 406/243-5402
Press Row 406/243-4281
Website www.GoGriz.com

Grizzlies Roster

NO	NAME	POS	HT	WT	YR
1	Mario Dunn	G	6-0	272	SO
2	Riley Bradshaw	G	6-2	180	SO
10	Jordan Gregory	G	6-2	194	SR
12	Martin Breunig	F	6-8	210	JR
14	Jermaine Edmonds Jr.	G/F	6-5	200	SO
20	Fabijan Krslovic	F	6-8	225	FR
22	Daniel Nwosu	G	6-2	175	SO
24	Chris Kemp	C	6-7	236	SR
30	Gavin DeJong	F	6-6	215	FR
31	Jack Lopez	F	6-5	210	SO
33	Michael Weisner	F	6-7	193	SR
34	Brandon Gfeller	G	6-4	190	SO
35	Bryden Boehning	C	6-10	230	FR



**Georgia State
PANTHERS**

Nov. 21, 2014 | 7 p.m. MT
Fort Collins, Colo. | Moby Arena (8,745)
Radio: CSU Radio Network | Television: MW Network

GM 02

General Information

Location Atlanta, Ga.
Founded 1913
Enrollment 32,000
Nickname Panthers
Colors Blue & White
Arena (Capacity) Georgia State Sports Arena (3,800)
Conference Sun Belt Conference
President Mark P. Becker
Director of Athletics Charlie Cobb

Coaching Staff

Head Coach

Ron Hunter Fourth Season (Miami (Ohio) '86)
Record at Georgia State 62-37 (Three Seasons)
Career Record 336-256 (20 Season)

Assistant Coaches

Darryl LaBarrie Fourth Season
Everick Sullivan Fourth Season
Claude Pardue Fourth Season

Team Information

2013-14 Overall Record 25-9
2013-14 Conference Record 17-1
Postseason None
Final AP/USA Today Ranking NR/NR
Letterwinners R/L 3/2
Series vs. Colorado State CSU trails, 1-0

Media Relations

Media Relations Contact Mike Holmes
E-mail eholmes@gsu.edu
Office Phone 404/413-4035
Cell Phone 404/259-9716
Press Row Phone 404/413-4099
Web site: www.GeorgiaStateSports.com

Panthers Roster

NO	NAME	POS	HT	WT	YR
0	Kevin Ware	G	6-2	170	JR
2	Ryann Green	G	6-1	180	SR
4	Isaiah Dennis	G	6-0	185	SO
11	Isaiah Williams	G	6-1	160	SO
15	Jalen Brown	F	6-8	230	JR
20	Corey Tobin	G	6-4	185	FR
22	R.J. Hunter	G	6-6	190	JR
23	Jordan Session	F	6-7	205	FR
24	Michael Pickney II	G	6-0	160	FR
25	David Travers	G	6-0	170	SO
30	Jeff Thomas	G	6-5	195	FR
31	T.J. Shipes	F	6-7	225	JR
33	Markus Crider	F	6-6	200	JR
34	Carter Cagle	G	6-3	205	FR
42	Curtis Washington	F	6-10	230	SR
55	Ryan Harrow	G	6-2	160	SR
	Jeremy Hollowell	F	6-8	210	JR



**Mercer
BEARS**

Nov. 23, 2014 | 6 p.m. MT
Fort Collins, Colo. | Moby Arena (8,745)
Radio: CSU Radio Network | Television: MW Network

GM 03

Nov. 29, 2014 | TBD

Anchorage, Alaska | Alaska Airlines Center (5,000)
Radio: CSU Radio Network | Television: CBS Sports[^]

GM 06*

General Information

Location Macon, Ga.
Founded 1833
Enrollment 8,341
Nickname Bears
Colors Orange & Black
Arena (Capacity) Hawkins Arena (3,500)
Conference Southern Conference
President William D. Underwood
Director of Athletics Jim Cole

Coaching Staff

Head Coach

Bob Hoffman Seventh Season (Oklahoma Baptist '79)
Record at Mercer 126-82 (Six Seasons)
Career Record 526-251 (23 Seasons)

Assistant Coaches

Spencer Wright Sixth Season
Doug Esleack First Season
Jake Nelp Fourth Season

Team Information

2013-14 Overall Record 27-9
2013-14 Conference Record 14-4
Postseason NCAA Tournament 3rd Round
Final AP/USA Today Ranking NR/NR
Letterwinners R/L 9/8
Series vs. Colorado State First Meeting

Media Relations

Media Relations Contact Andy Stabell
E-mail stabell_al@mercer.edu
Office Phone 478/301-5219
Cell Phone 203/605-4462
Web site: www.MercerBears.com

Bears Roster

NO	NAME	POS	HT	WT	YR
0	Desmond Ringer	F	6-9	255	SO
1	Phillip Leonard	G	6-2	200	JR
2	Matt Panaggio	G	6-3	185	FR
3	Tyre Moore	G	6-4	180	FR
5	Jestin Lewis	G	6-1	170	JR
10	Ike Nwamu	G	6-5	205	JR
11	Jordan Strawberry	G	6-1	175	FR
12	John Mosser	G	6-5	210	SO
14	T.J. Hallice	F	6-10	220	SR
15	Stephon Jelks	F	6-6	225	FR
22	Dariusus Moten	F	6-6	215	SR
23	Demetre Rivers	G	6-8	180	FR
25	Lawrence Brown	G	6-5	210	SO
32	James Bento	F	6-6	195	SO
34	Jibri Bryan	G	6-4	185	JR
52	Niklas Ney	F	6-10	260	FR
55	Andrew Fishler	C	7-1	218	JR

* Potential opponent at GCI Great Alaska Shootout

[^] Winner's bracket games televised on CBS Sports Network.



Men's Bracket

2014 GCI Great Alaska Shootout
Nov. 26-29 · Alaska Airlines Center · Anchorage, Alaska

NOV. 29
SATURDAY

NOV. 28
FRIDAY

NOV. 26-27
WED-THUR

NOV. 28
FRIDAY

NOV. 29
SATURDAY



Pacific

Wednesday

7:30 pm

CBSSN

**Alaska
Anchorage**

Consolation
Semi #1
Noon

**Missouri
State**

Wednesday

10 pm

CBSSN

**Colorado
State**

Semifinal
#1

5:30 pm

CBSSN*

4th & 6th

7th & 8th

Noon

Saturday

Saturday
2 pm

3rd & 5th

5 pm

Saturday

Championship

Saturday

7:30 pm

CBSSN

Rice

Thursday

5:30 pm

CBSSN

Mercer

Consolation
Semi #2
2 pm

**Washington
State**

Thursday

8 pm

CBSSN

**UC Santa
Barbara**

Semifinal
#2

8 pm

CBSSN*

*tape-delayed
broadcast



Time Zone Comparison Chart

Alaska	Pacific	Mountain	Central	Eastern
1:00 pm	2:00 pm	3:00 pm	4:00 pm	5:00 pm



**Missouri State
BEARS**

Nov. 27, 2014 | 12 a.m. MT
Anchorage, Alaska | Alaska Airlines Center (5,000)
Radio: CSU Radio Network | Television: CBS Sports

GMI 04

General Information

Location Springfield, Mo.
Founded 1905
Enrollment 24,489
Nickname Bears
Colors Maroon & White
Arena (Capacity) JQH Arena (11,000)
Conference Missouri Valley Conference
President Clifton M. Smart III
Director of Athletics Kyle Moats

Coaching Staff

Head Coach

Paul Lusk Fourth Season (Southern Illinois '95)
Record at Missouri State 47-51 (Three Seasons)
Career Record 49-74 (Four Seasons)

Assistant Coaches

Jermaine Henderson Third Season
Derrick Tilmon Third Season
Brad Korn Second Season

Team Information

2013-14 Overall Record 20-13
2012-13 Conference Record 14-3
Postseason CIT First Round
Final AP/USA Today Ranking NR/NR
Letterwinners R/L 7/7
Series vs. Colorado State First Meeting

Media Relations

Media Relations Contact Rick Kindhart
E-mail rkindhart@missouristate.edu
Office Phone 417/836-4585
Cell Phone 417/849-5865
Press Row Phone 417/836-8145
Web site: www.MissouriStateBears.com

Bears Roster

NO	NAME	POS	HT	WT	YR
1	Robin Thompson	F	6-6	220	FR
2	Austin Ruder	G	6-3	190	SO
3	Loomis Gerring	F	6-5	205	JR
10	Ron Mvouika	G/F	6-6	201	SR
12	Cameron Maes	G	6-4	200	FR
20	Gavin Thurman	F	6-7	222	JR
23	Dorian Williams	G	6-3	190	JR
24	Shawn Roundtree	G	6-0	185	FR
30	Camyn Boone	F	6-6	240	JR
33	Chris Kendrix	G/F	6-5	185	FR
42	Christian Kirk	F	6-8	218	SR
50	Tyler McCullough	C	6-11	246	SO



**Alaska Anchorage
SEAWOLVES**

Nov. 28, 2014 | TBD
Anchorage, Alaska | Alaska Airlines Center (5,000)
Radio: CSU Radio Network | Television: CBS Sports[^]

GMI 05*

General Information

Location Anchorage, Alaska
Founded 1977
Enrollment 17,202
Nickname Seawolves
Colors Green & Gold
Arena (Capacity) Alaska Airlines Center (5,000)
Conference Great Northwest Athletic Conference (NCAA DII)
Chancellor Tom Case
Director of Athletics Keith Hackett

Coaching Staff

Head Coach

Rusty Osborne 11th Season (Texas '98)
Record at UAA 192-106 (10 Seasons)
Career Record Same

Assistant Coach

Cameron Turner Four Season

Graduate Assistant Coach

Tim Mollerstrom Third Season

Team Information

2013-14 Overall Record 17-13
2013-14 Conference Record 10-8
Postseason None
Final AP/USA Today Ranking NR/NR
Letterwinners R/L 8/3
Series vs. Colorado State First Meeting

Media Relations

Media Relations Contact Nate Sagan
E-mail nate@uaa.alaska.edu
Office Phone 907/786-1295
Press Row Phone 907/279-2071
Web site: www.GoSeawolves.com

Seawolves Roster

NO	NAME	POS	HT	WT	YR
1	Christian Leckband	F	6-7	210	JR
2	Sjur Berg	F	6-7	225	FR
3	Brian McGill	G	6-2	185	JR
11	Travis Thompson	G	6-1	195	SR
13	Dom Hunter	G	6-0	180	JR
14	Derrick Fain	G	6-4	175	SR
20	Damien Fulp	G	6-1	160	FR
21	Kalidou Diouf	F/C	6-9	270	FR
22	Jacob Craft	F	6-7	180	SO
23	Travis Parrish	G/F	6-3	220	SO
25	Boomer Blossom	G	6-2	190	SR
30	Kevin Bowman	G	6-1	180	JR
31	Nicho Burgard	F	6-9	225	TBD
35	Brian Pearson	F	6-8	235	SR
44	Brad Mears	F/C	6-9	230	SR
	DeVante Baisa	G	5-10	160	SO
	Jackson McTier	F	6-7	205	SO

* Potential opponent at GCI Great Alaska Shootout
[^] Winner's bracket games televised on CBS Sports Network.



**Pacific
TIGERS**

Nov. 28, 2014 | TBD
Anchorage, Alaska | Alaska Airlines Center (5,000)
Radio: CSU Radio Network | Television: CBS Sports[^]

GMI 05*

General Information

Location Stockton, Calif.
Founded 1851
Enrollment 6,268
Nickname Tigers
Colors Orange & Black
Arena (Capacity) Alex G. Spanos Center (6,150)
Conference West Coast Conference
President Pamela A. Eibeck
Director of Athletics Ted Leland

Coaching Staff

Head Coach

Ron Verlin Second Season (Sacramento State '90)
Record at Pacific 18-16 (One Seasons)
Career Record Same

Associate Head Coach

Adam Jacobsen 13th Season

Assistant Coaches

Calvin Byrd Ninth Season
Dwight Young Second Season

Team Information

2014-15 Overall Record 18-16
2014-15 Conference Record 6-12
Postseason CIT Semifinals
Final AP/USA Today Ranking NR/NR
Letterwinners R/L 3/8
Series vs. Colorado State CSU leads, 3-2

Media Relations

Media Relations Contact Mike Millerick
E-mail mmilleri@pacific.edu
Office Phone 209/946-2866
Press Row Phone 209/946-2865
Web site: www.PacificTigers.com

Tigers Roster

NO	NAME	POS	HT	WT	YR
2	T.J. Wallace	G	6-3	205	SO
3	Alec Kobre	G	6-2	185	JR
4	Aaron Hendricks	G	6-0	185	SO
5	Dulani Robinson	G	5-9	165	JR
10	Cole Currie	G	6-2	180	SO
11	Gabriel Aguirre	F	6-10	250	SR
12	Eric Thompson	F	6-8	240	JR
15	D.J. Urseroy	G	6-4	185	FR
21	Jacob Lampkin	F	6-9	230	FR
22	Ray Bowles	G	6-5	190	FR
24	David Taylor	F	6-3	180	SO
25	Kaleb Warner	F	6-6	190	FR
30	Thomas Peters	F	6-6	200	SO
33	Ilias Theodorou	F	6-7	200	FR
35	Sami Eleraky	C	7-0	245	SO

* Potential opponent at GCI Great Alaska Shootout
[^] Winner's bracket games televised on CBS Sports Network.



**Rice
OWLS**

Nov. 29, 2014 | TBD
Anchorage, Alaska | Alaska Airlines Center (5,000)
Radio: CSU Radio Network | Television: CBS Sports[^]

GMI 06*

General Information

Location Houston, Texas
Founded 1891
Enrollment 6,628
Nickname Owls
Colors Blue & Gray
Arena (Capacity) Tudor Fieldhouse (5,208)
Conference Conference USA
President David W. Leebron
Director of Athletics Joe Karlgaard

Coaching Staff

Head Coach

Mike Rhoades First Season (Lebanon Valley, '95)
Record at Bethune-Cookman 0-0 (First Season)
Career Record 197-76 (10 Seasons)

Associate Head Coach

Carlin Hartman First Season
Scott Pera First Season

Assistant Coach

J.D. Byers First Season

Team Information

2013-14 Overall Record 7-23
2013-14 Conference Record 2-14
Postseason None
Final AP/USA Today Ranking NR/NR
Letterwinners R/L 8/7
Series vs. Colorado State CSU leads, 5-3

Media Relations

Media Relations Contact Charles Cochrum
E-mail cocochrum@rice.edu
Office Phone 713/348/3929
Press Row Phone 281/352-5695
Web site: www.RiceOwls.com

Owls Roster

NO	NAME	POS	HT	WT	YR
0	Dan Peera	G	6-0	180	SR
1	Max Guercy	G	5-9	170	JR
2	Joey Burbach	G	6-5	190	SO
3	Oliver Xu	G	6-2	170	FR
4	Egor Koulechov	G/F	6-5	210	SO
5	Jordan Reed	F	5-11	170	FR
10	Denzel Davis	G	6-8	215	FR
11	Ross Wilson	F	6-6	215	JR
12	Maurice Rivers	F	6-6	190	FR
15	Bishop Mercy	G	6-5	185	FR
22	Marcus Jackson	G	6-3	175	SO
24	J.T. Trauber	G	5-10	165	FR
31	Van Green	G	6-3	185	GS
41	Seth Gearhart	F	6-7	215	SR
45	Nate Pollard	C	7-1	220	FR
54	Andrew Drone	C	6-10	260	SO

* Potential opponent at GCI Great Alaska Shootout
[^] Winner's bracket games televised on CBS Sports Network.



**UC Santa Barbara
GAUCHOS**

Nov. 29, 2014 | TBD
Anchorage, Alaska | Alaska Airlines Center (5,000)
Radio: CSU Radio Network | Television: CBS Sports[^]

G M 06^{*}

General Information

Location Santa Barbara, CA
Founded 1944
Enrollment 20,847
Nickname Gauchos
Colors Blue & Gold
Arena (Capacity) The Thunderdome (6,000)
Conference Big West Conference
President Dr. Henry Yang
Director of Athletics Gary Cunningham

Coaching Staff

Head Coach

Bob Williams 17th Season (San Jose State, '76)
Record at UC Santa Barbara 269-212 (16 Seasons)
Career Record 458-312 (25 Seasons)

Assistant Coaches

Matt Stock Ninth Season
Kevin Bromley Fourth Season
Ryan Madry Third Season

Team Information

2013-14 Overall Record 21-9
2013-14 Conference Record 12-4
Postseason None
Final AP/USA Today Ranking NR/NR
Letterwinners R/L 11/3
Series vs. Colorado State CSU leads, 1-0

Media Relations

Media Relations Contact Bill Mahoney
E-mail Bill.Mahoney@ucsb.edu
Office Phone 805/893-3428
Web site: www.UCSBgauchos.com

Gauchos Roster

NO	NAME	POS	HT	WT	YR
0	Hunter Ford	G	6-3	180	SO
1	Eric Childress	G	6-0	175	SO
2	Gabe Vincent	G	6-3	190	FR
3	Zalmico Harmon	G	6-0	185	SR
4	Aamahd Walker	G	6-2	190	SO
5	Tide Osifeso	G	5-10	145	FR
11	T.J. Taylor	G	5-9	160	JR
12	Alex Hart	F	6-8	265	FR
20	Logan Louks	G	6-2	175	JR
21	Mitch Brew	F	6-8	242	JR
23	Sam Walters	G	6-2	170	FR
25	Justin Burks	F/G	6-6	210	FR
31	John Green	G	6-5	180	JR
32	J.D. Slajchert	F	6-6	215	FR
43	Joey Goodreault	G	6-3	175	FR
44	Sam Beeler	F	6-10	210	JR

* Potential opponent at GCI Great Alaska Shootout
[^] Winner's bracket games televised on CBS Sports Network.



**Washington State
COUGARS**

Nov. 29, 2014 | TBD
Anchorage, Alaska | Alaska Airlines Center (5,000)
Radio: CSU Radio Network | Television: CBS Sports[^]

G M 06^{*}

General Information

Location Pullman, Wash.
Founded 1890
Enrollment 19,446
Nickname Cougars
Colors Crimson & Gray
Arena (Capacity) Friel Court (11,671)
Conference Pac-12 Conference
President Dr. Elson S. Floyd
Director of Athletics Bill Moos

Coaching Staff

Head Coach

Ernie Kent First Season (Oregon '77)
Record at Washington State 0-0 (First Season)
Career Record 325-254 (Thirteen Seasons)

Assistant Coaches

Greg Graham First Season
Silvey Dominguez First Season
Curtis Allen Sixth Season

Team Information

2013-14 Overall Record 10-21
2013-14 Conference Record 3-15
Postseason None
Final AP/USA Today Ranking NR/NR
Letterwinners R/L 9/4
Series vs. Colorado State CSU leads, 8-1

Media Relations

Media Relations Contact Jessica Holmes
E-mail jessica_schmick@wsu.edu
Office Phone 509/335-0255
Cell Phone 509/781-0550
Web site: www.WSUCougars.com

Cougars Roster

NO	NAME	POS	HT	WT	YR
0	Ike Iroegbu	G	6-2	190	SO
1	Jackie Davis	G	6-4	195	FR
3	Ny Redding	G	6-2	180	FR
4	Jordan Railey	C	7-0	245	SR
10	Dexter Kernich-Drew	G	6-7	190	SR
11	Trevor Dunbar	G	5-10	175	FR
15	Junior Longrus	F	6-7	240	JR
20	Aaron Cheatum	F	6-7	240	JR
21	Dominic Ballard	G	6-4	199	JR
24	Josh Hawkinson	F	6-10	245	SO
25	DeVonté Lacy	G	6-4	210	SR
30	Marcus Graham	G	6-3	180	JR
32	Que Johnson	G	6-5	205	SO
33	Brett Boese	F	6-7	230	JR
45	Valentine Izundu	C	6-10	215	JR

* Potential opponent at GCI Great Alaska Shootout
[^] Winner's bracket games televised on CBS Sports Network.



**UTEP
MINERS**

Dec. 3, 2014 | 7 p.m. MT
Fort Collins, Colo. | Moby Arena (8,745)
Radio: CSU Radio Network | Television: ROOT Sports

GM 07

General Information

LocationEl Paso, TX
Founded 1914
Enrollment 23,003
Nickname Miners
Colors Dark Blue, Orange & Silver
Arena (Capacity) Don Haskins Center
Conference Conference USA
President Dr. Diana Natalicio
Director of Athletics Bob Stull

Coaching Staff

Head Coach

Tim Floyd Fifth Season (Louisiana Tech, '77)
Record at SWOSU 81-52 (Four Seasons)
Career Record 409-232 (20 Seasons)

Assistant Coaches

Phil Johnson Fifth Season
Bob Cantu Second Season
Ken Deweese Fifth Season

Team Information

2013-14 Overall Record 23-11
2012-13 Conference Record 12-4
Postseason CBI First Round
Final AP/USA Today Ranking NR/NR
Letterwinners R/L 8/1
Series vs. Colorado State CSU trails, 45-26

Media Relations

Media Relations Contact Jeff Darby
E-mail jdarby@utep.edu
Office Phone 915/747-6652
Cell Phone 915/204-0642
Press Row Phone 915/747-5154
Web site: www.UTEPAthletics.com

Miners Roster

NO	NAME	POS	HT	WT	YR
2	Omega Harris	G	6-2	170	FR
3	Victor Mbachau	G	6-1	170	SR
4	Julian Washburn	F/G	6-8	210	SR
5	C.J. Cooper	G	6-0	190	SR
11	Jake Flaggert	F/G	6-7	200	SO
12	Terry Winn	F	6-7	230	FR
13	Lew Stallworth	G	6-1	190	FR
15	Tevin Caldwell	G	6-3	185	SR
20	Earvin Morris	G	6-4	185	JR
21	Trey Touchet	G	6-2	190	FR
23	Hooper Vint	C	6-11	235	JR
31	Cedrick Lang	F	6-10	255	SR
32	Vince Hunter	F	6-8	205	SO
33	Darnell Vandivort	G	6-1	150	SO
41	Matt Willms	C	7-1	230	SO



**Northern Colorado
BEARS**

Dec. 7, 2014 | 12 p.m. MT
Fort Collins, Colo. | Moby Arena (8,745)
Radio: CSU Radio Network | Television: ROOT Sports

GM 08

General Information

Location Greeley, Colo.
Founded 1889
Enrollment 9,710
Nickname Bears
Colors Blue & Gold
Arena (Capacity) Butler-Hancock Sports Pavilion (2,977)
Conference Big Sky Conference
President Kay Norton
Director of Athletics Darren Dunn

Coaching Staff

Head Coach

B.J. Hill Fifth Season (South Dakota State '01)
Record at Northern Colorado 61-62 (Four Seasons)
Career Record Same

Assistant Coaches

Joel Davidson Second Season
Will Hensley Second Season
Eric Murphy First Season

Team Information

2013-14 Overall Record 18-14
2013-14 Conference Record 11-9
Postseason None
Final AP/USA Today Ranking NR/NR
Letterwinners R/L 7/2
Series vs. Colorado State CSU leads, 65-35

Media Relations

Media Relations Contact Kobe Stalder
E-mail kobe.stalder@unco.edu
Office Phone 970/351-1065
Cell Phone 970/673-3755
Web site: www.UNCBears.com

Bears Roster

NO	NAME	POS	HT	WT	YR
0	Corey Spence	G	5-9	175	SR
1	Cody McDavis	F	6-8	230	JR
2	Cameron Michael	G	6-5	185	SO
3	Jordan Wilson	G	5-7	155	SO
5	Tevin Svihovec	G	6-2	190	SR
11	Spencer Mahis	F	6-7	185	FR
13	Dominique Lee	F	6-5	215	SR
22	Tim Huskisson	F	6-5	210	SR
23	Collin Sanger	F	6-5	200	FR
24	Anthony Johnson	G	6-2	190	SO
30	Jon'te Dotson	G	6-3	185	SO
33	Jeremy Verhagen	F	6-10	195	FR
42	Drew Bender	G	6-5	195	SO
44	Dwight Smith	G	6-4	190	SR



**Colorado
BUFFALOES**

Dec. 10, 2014 | 7 p.m. MT
Boulder, Colo. | Coors Event Center (11,064)
Radio: CSU Radio Network | Television: Pac-12 Network

GM 09

General Information

Location Boulder, Colo.
Founded 1876
Enrollment 29, 325
Nickname Buffaloes
Colors Silver, Black, & Gold
Arena (Capacity) Coors Event Center (11,064)
Conference Pac-12 Conference
President Bruce Benson
Director of Athletics Rick George

Coaching Staff

Head Coach

Tad Boyle Fifth season (Kansas '85)
Record at Colorado 92-50 (Four Seasons)
Career Record 148-116 (Eight Seasons)

Associate Head Coach

Jean Prioleau Fifth Season

Assistant Coaches

Mike Rohn Fifth Season
Rodney Billups Third Season

Team Information

2013-14 Overall Record 23-12
2013-14 Conference Record 10-8
Postseason NCAA Tournament 2nd Round
Final AP/USA Today Ranking NR/NR
Letterwinners R/L 13/3
Series vs. Colorado State CSU trails, 85-37

Media Relations

Media Relations Contact David Plati
E-mail david.plati@colorado.edu
Office Phone 303/492-3812
Cell Phone 720/470-9780
Web site: www.CUBuffs.com

Buffaloes Roster

NO	NAME	POS	HT	WT	YR
0	Askia Booker	G	6-2	175	SR
1	Gordon Wesley	F	6-9	240	SO
2	Xavier Johnson	G/F	6-7	230	JR
3	Xavier Talton	G	6-2	185	JR
5	Eli Stalzer	G	6-3	195	JR
10	Tre'Shaun Fletcher	G/F	6-7	210	SO
12	Kevin Nelson	G	6-2	190	SR
13	Dustin Thomas	G/F	6-7	225	SO
14	Tory Miller	F	6-9	255	FR
15	Dominique Collier	G	6-2	170	FR
22	Brett Brady	G	6-1	160	JR
23	Jaron Hopkins	G	6-6	200	SO
24	George King	G	6-6	220	SO
33	Josh Repine	G	6-3	180	FR
35	Geoffrey Bates	G	6-3	200	SR
40	Josh Scott	F	6-10	245	JR
44	Josh Fortune	G	6-5	205	JR



**Arkansas-Fort Smith
LIONS**

Dec. 13, 2014 | 2 p.m. MT
Fort Collins, Colo. | Moby Arena (8,745)
Radio: CSU Radio Network | Television: MW Network

GM 10

General Information

Location Fort Smith, Ark.
Founded 1928
Enrollment 6,823
Nickname Lions
Colors Navy, White & Burgundy
Arena (Capacity) Stubblefield Center (3,000)
Conference Heartland Conference (NCAA DII)
President Dr. Paul B. Beran
Director of Athletics Dr. Dustin Smith

Coaching Staff

Head Coach

Josh Newman Ninth Season (Indiana '95)
Record at Lamar 152-86 (Eight Seasons)
Overall Record Same

Assistant Coaches

Chris Popp Fourth Season
Justin Bailey Third Season

Team Information

2013-14 Overall Record 21-7
2013-14 Conference Record 14-4
Postseason None
Final AP/USA Today Ranking NR/NR
Letterwinners R/L 10/7
Series vs. Colorado State First Meeting

Media Relations

Media Relations Contact Jonathan W. Gipson
E-mail jonathan.gipson@uafs.edu
Office Phone 479/788-7683
Cell Phone 479/459-6874
Web site: www.UAFortSmithLions.com

Lions Roster

NO	NAME	POS	HT	WT	YR
0	Alex Cooper	G	6-1	165	SO
1	Dominique Raney	G	6-4	190	JR
3	Teotonio Do	F	6-10	215	JR
4	Miha Glavas	G	6-6	200	SR
10	LJ Ross	F	6-8	210	SO
11	Blake Branham	G	6-1	190	SR
12	Brett Cannon	G	6-3	185	FR
21	Kenny Martin	F	6-10	220	JR
22	Dusan Stojanovic	G/F	6-7	200	JR
23	DaVaunta Thomas	G	6-5	165	FR
24	Seth Youngblood	G	6-1	170	SO
32	Josh Harmon	G	6-5	200	JR
44	Benow Stephenson	G/F	6-4	230	SO
RS	Melvin Anthony	G/F	6-7	205	FR
RS	Darius Parker	F	6-8	220	SO



**Denver
PIONEERS**

Dec. 19, 2014 | 7 p.m. MT
 Denver, Colo. | Magness Arena (7,200)
 Radio: CSU Radio Network | Television: ROOT Sports

GM 11

General Information

Location Denver, Colo.
 Founded 1864
 Enrollment 11,778
 Nickname Pioneers
 Colors Crimson & Gold
 Arena (Capacity) Magness Arena (7,200)
 Conference Summit League
 President
 Director of Athletics Peg Bradley-Doppes

Coaching Staff

Head Coach

Joe Scott Eighth Season (Princeton '87)
 Record at Denver 118-99 (Seven Seasons)
 Career Record 207-207 (14 Seasons)

Associate Head Coach

Mike McKee Seventh Season

Assistant Coaches

John Fitzgerald Eighth Season
 A.J. Kuhle Eighth Season

Team Information

2013-14 Overall Record 16-15
 2013-14 Conference Record 8-6
 Postseason None
 Final AP/USA Today Ranking NR/NR
 Letterwinners R/L 9/5
 Series vs. Colorado State CSU leads, 92-68

Media Relations

Media Relations Contact Ali Majdeteimouri
 E-mail ali.majdeteimouri@du.edu
 Office Phone 303/871-7555
 Cell Phone 303/807-6562
 Press Row Phone 303/871-3922
 Web site: www.DenverPioneers.com

Flames Roster

NO	NAME	POS	HT	WT	YR
2	Cam Delaney	G	6-4	200	FR
3	Jalen Love	G	6-2	165	JR
5	Jake Pemberton	G	6-3	170	FR
10	Josiah Dunn	G	6-2	177	SO
14	Duke Douglas	G	6-4	185	FR
20	Dorian Butler	F	6-6	225	FR
21	Bryant Rucker	G	6-0	185	JR
23	Brett Olson	G	6-5	185	SR
24	Christian Mackey	C	6-6	270	FR
30	Cam Griffin	G	6-3	190	SR
33	Nate Engesser	G	6-3	185	JR
35	Marcus Byrd	G	6-7	215	JR
44	Daniel Amigo	C	6-10	250	FR



**Charleston Southern
BUCCANEERS**

Dec. 22, 2014 | 6 p.m. MT
 Fort Collins, Colo. | Moby Arena (8,745)
 Radio: CSU Radio Network | Television: MW Network

GM 12

General Information

Location Charleston Southern, S.C.
 Founded 1964
 Enrollment 3,298
 Nickname Buccaneers
 Colors Blue and Gold
 Arena (Capacity) Buccaneer Fieldhouse (1,000)
 Conference Big South Conference
 President Dr. Jairy C. Hunter, Jr.
 Director of Athletics Hank Small

Coaching Staff

Head Coach

Barclay Radebaugh . 10th Season (East Tennessee State, '87)
 Record at Lamar 120-154 (Nine Seasons)
 Overall Record 141-162 (Ten Seasons)

Assistant Coaches

BJ McKie Fourth Season
 Ahmad Smith Fourth Season
 Tyler Murray First Season

Team Information

2013-14 Overall Record 13-18
 2013-14 Conference Record 6-10
 Postseason None
 Final AP/USA Today Ranking NR/NR
 Letterwinners R/L 5/5
 Series vs. Colorado State First Meeting

Media Relations

Media Relations Contact Kevin O'Rourke
 E-mail korourke@csuniv.edu
 Office Phone 843/863-7289
 Cell Phone 843/607-9612
 Web site: www.csusports.com

Cardinals Roster

NO	NAME	POS	HT	WT	YR
0	Arlon Harper	G	6-2	180	SR
1	Will Saunders	F	6-7	190	SR
2	Aaron Wheeler	G	6-4	190	JR
4	Jarryd Coleman	G	6-3	180	FR
5	Saah Nimley	G	5-8	158	SR
10	Danny Upchurch	G	6-0	170	FR
11	Wesley Johnson	F	6-8	210	FR
12	Kris Brown	F/C	6-8	245	JR
13	Jantzen Colie Raymond	G	6-3	180	FR
14	Raemond Robinson	G	6-3	190	JR
15	Paul Gombwer	F	6-6	217	SR
21	Jabbar Washington	G	6-3	180	JR
22	Zach Durkee	G	6-3	180	SO



**New Mexico State
AGGIES**

Dec. 27, 2014 | 7 p.m. MT
Las Cruces, N.M. | Pan American Center (9,884)
Radio: CSU Radio Network | Television: ROOT Sports

GM 13

General Information

Location Las Cruces, N.M.
Founded 1888
Enrollment 17,651
Nickname Aggies
Colors Crimson and White
Arena (Capacity) Pan American Center (9,884)
Conference Western Athletic Conference
President Dr. Garrey Carruthers
Director of Athletics Dr. McKinley Boston

Coaching Staff

Head Coach

Marvin Menzie Eighth Season (UCLA '87)
Record at New Mexico State 153-89 (Eight Seasons)
Overall Record Same

Assistant Coaches

Paul Weir Fifth Season
Aeric Sanders Third Season
Eric Brand Second Season

Team Information

2013-14 Overall Record 26-10
2013-14 Conference Record 15-1
Postseason NCAA Tournament
Final AP/USA Today Ranking NR/NR
Letterwinners R/L 3/2
Series vs. Colorado State CSU leads, 3-1

Media Relations

Media Relations Contact Dennis Driscoll
E-mail drdrisco@nmsu.edu
Office Phone 575/646-3269
Cell Phone 308/870-5167
Press Row Phone 409/552-1171
Web site: www.nmstatesports.com

Aggies Roster

NO	NAME	POS	HT	WT	YR
1	Travon Landry	G	6-0	170	SO
2	DK Eldridge	G	6-2	180	SR
3	Braxton Huggins	G	6-5	180	FR
4	Remmi Barry	F	6-7	225	SR
5	Ian Baker	G	6-0	180	SO
5	Matt Taylor	G	6-5	180	RS-FR
10	Rashawn Browne	G	6-1	170	FR
11	Jonathan Wilkins	G	6-10	225	RS-FR
20	Tshilidzi Nephawe	C	6-10	265	SR
21	Tanveer Bhullar	C	7-3	260	RS-FR
22	Danielle Mullings	G	6-2	172	SR
24	Aaron Kubinski	F	6-5	200	SO
34	Jaylyn Pennie	G	6-7	180	FR
50	Pascal Siakam	F	6-9	230	RS-FR
44	Anthony January	F	6-8	200	SO



**Boise State
BRONCOS**

Dec. 31, 2014 | 7 p.m. MT
Fort Collins, Colo. | Moby Arena (8,745)
Radio: CSU Radio Network | Television: ROOT Sports

GM 14

Jan. 27, 2015 | 9 p.m. MT

Boise, Idaho | Taco Bell Arena (12,480)
Radio: CSU Radio Network | Television: ESPNU/ESPN3

GM 21

General Information

Location Boise, Idaho
Founded 1932
Enrollment 22,003
Nickname Broncos
Colors Blue & Orange
Arena (Capacity) Taco Bell Arena (12,480)
Conference Mountain West
President Dr. Robert Kustra
Director of Athletics Mark Coyle

Coaching Staff

Head Coach

Leon Rice Fifth season (Washington State '86)
Record at Boise State 77-54 (Four Seasons)
Career Record Same

Associate Head Coach

Jeff Linder Second Season

Assistant Coaches

John Rillie Fifth Season
Danny Henderson Second Season

Team Information

2013-14 Overall Record 21-13
2012-13 Conference Record 12-4
Postseason N/A
Final AP/USA Today Ranking NR/NR
Letterwinners R/L 8/5
Series vs. Colorado State CSU leads, 7-5

Media Relations

Media Relations Contact Mike Walsh
E-mail Michaelwalsh1@boisestate.edu
Office Phone 208/426-1106
Cell Phone 208/921-7396
Press Row Phone 208/426-1503
Web site: www.BroncoSports.com

Broncos Roster

NO	NAME	POS	HT	WT	YR
0	Dezmynt Trent	G	6-4	206	SO
1	Mikey Thompson	G	6-4	179	RS-JR
2	Derrick Marks	G	6-3	210	SR
3	Anthony Drmic	G/F	6-6	204	SR
4	Kevin Allen	C	6-11	250	JR
5	Joe Hanstad	G	6-4	203	SR
11	Zach Haney	F	6-11	232	FR
12	Igor Hadziomerovic	G	6-4	214	SR
13	Nick Duncan	F	6-8	245	SO
14	Chris Nealey	G	6-2	202	RS-FR
15	Chandler Hutchison	G	6-7	190	FR
21	Montigo Alford	G	6-9	164	RS-JR
22	Roberty Heyer	G/F	6-3	206	RS-SR
23	James Webb III	F	6-9	202	RS-SO
33	David Wackner	F	6-10	238	FR
34	Jake Ness	F	6-8	225	SR



OPPONENT INFORMATION



New Mexico LOBOS

Jan. 3, 2015 | 6 p.m. MT

Albuquerque, N.M. | The Pit (15,411)

Radio: CSU Radio Network | Television: CBS Sports

GM 15

Feb. 10, 2015 | 9 p.m. MT

Fort Collins, Colo. | Moby Arena (8,745)

Radio: CSU Radio Network | Television: ESPNU/ESPN3

GM 25

General Information

Location Albuquerque, N.M.
 Founded 1889
 Enrollment 28,800
 Nickname Lobos
 Colors Cherry & Silver
 Arena (Capacity) The Pitt/Bob King Court (15,411)
 Conference Mountain West
 President Robert J. Frank
 Director of Athletics Pal Krebs

Coaching Staff

Head Coach

Craig Neal Second Season (Georgia Tech '88)
 Record at New Mexico 27-7 (One Season)
 Career Record Same

Associate Head Coach

Lamont Smith Second Season

Assistant Coaches

Alan Huss First Season
 Jeremy Anderson First Season

Team Information

2012-13 Overall Record 27-7
 2012-13 Conference Record 15-3 (MW)
 Postseason NCAA Tournament
 Final AP/USA Today Ranking NR/NR
 Letterwinners R/L 8/3
 Series vs. Colorado State CSU trails, 73-43

Media Relations

Media Relations Contact Matt Ensor
 E-mail mensor@unm.edu
 Office Phone 505/925-5520
 Cell Phone 541/513-6627
 Press Row Phone 505/925-5598
 Web site: www.GoLobos.com

Lobos Roster

NO	NAME	POS	HT	WT	YR
0	J.J. N'Ganga	C	6-10	250	JR
1	Cullen Neal	G	6-5	190	SO
2	Jordan Goodman	F	6-9	205	JR
3	Hugh Greenwood	G	6-3	205	SR
4	Elijah Brown	G	6-4	190	SO
5	Arthur Edwards	G	6-5	210	JR
11	Obij Aget	C	7-1	220	SO
12	Devon Williams	G/F	6-8	205	RS-SO
20	Sam Longwood	G/F	6-7	210	FR
21	Xavier Adams	G	6-4	205	FR
23	Jon Furstinger	F	6-9	210	FR
25	Tim Jacobs	G	6-0	200	JR
30	Adam Cumber	G	6-2	180	FR
32	Tim Williams	F	6-8	220	JR
33	Deshawn Delaney	G	6-5	200	SR



Wyoming COWBOYS

Jan 7, 2015 | 7 p.m. MT

Fort Collins, Colo. | Moby Arena (8,745)

Radio: CSU Radio Network | Television: MW Network

GM 16

Feb. 4, 2014 | 7 p.m. MT

Laramie, Wyo. | Arena-Auditorium (15,000)

Radio: CSU Radio Network | Television: MW Network

GM 23

General Information

Location Laramie, Wyo.
 Founded 1886
 Enrollment 13,992
 Nickname Cowboys, Pokes
 Colors Brown & Gold
 Arena (Capacity) Arena-Auditorium (15,000)
 Conference Mountain West
 President Tom Buchanan
 Director of Athletics Tom Burman

Coaching Staff

Head Coach

Larry Shyatt Fifth Season (College of Wooster '73)
 Career at Wyoming 78-50 (Four Seasons)
 Career Record 148-134 (Nine Seasons)

Associate Head Coach

Scott Duncan Fifth Season

Assistant Coaches

Jeremy Shyatt Fourth Season
 Allen Edwards Fourth Season

Team Information

2013-14 Overall Record 18-15
 2013-14 Conference Record 9-9
 Postseason CBI Quarterfinals
 Final AP/USA Today Ranking NR/NR
 Letterwinners R/L 9/4
 Series vs. Colorado State CSU trails, 130-91

Media Relations

Media Relations Contact Amil Anderson
 E-mail aander59@uwyo.edu
 Office Phone 307/766-2257
 Cell Phone 605/677-7833
 Press Row Phone 307/766-2222
 Web site: www.GoWyo.com

Cowboys Roster

NO	NAME	POS	HT	WT	YR
0	Jeremy Lieberman	G	6-1	175	FR
1	Charles Hankerson Jr.	G	6-4	230	SR
2	Riley Grabau	G	6-2	165	SR
3	Alexander Aka Gorski	G	6-5	210	FR
5	Trey Washington III	G	5-11	185	SO
11	Derek Cooke Jr.	F	6-9	220	SR
13	Jack Bentz	G	6-1	180	SR
14	Josh Adams	G	6-2	185	JR
21	Jonathan Barnes	C	6-10	240	FR
22	Larry Nance Jr.	F	6-8	235	SR
23	Jason McManamen	G	6-5	195	SO
24	Diontae Jones	F	6-6	210	FR
32	Alan Herndon	F	6-9	205	FR



Air Force FALCONS

Jan. 10, 2015 | 12 p.m. MT
 Colorado Springs, Colo. | Clune Arena (5,858)
 Radio: CSU Radio Network | Television: ROOT Sports

GM 17

Feb. 21, 2015 | 4 p.m. MT
 Fort Collins, Colo. | Moby Arena (8,745)
 Radio: CSU Radio Network | Television: ROOT Sports

GM 28

Nevada WOLF PACK

Jan. 14, 2015 | 7 p.m. MT
 Fort Collins, Colo. | Moby Arena (8,745)
 Radio: CSU Radio Network | Television: MW Network

GM 18

March 4, 2015 | 8 p.m. MT
 Reno, Nev. | Lawlor Events Center (11,536)
 Radio: CSU Radio Network | Television: MW Network

GM 30

General Information

Location USAF Academy, CO
 Founded 1954
 Enrollment 4,000
 Nickname Falcons
 Colors Blue & Silver
 Arena (Capacity) Clune Arena (5,858)
 Conference Mountain West
 President Lt. Gen. Michael C. Gould
 Director of Athletics Dr. Hans Mueh

Coaching Staff

Head Coach
 Dave Pilipovich Fourth Season (Thiel College '86)
 Record at Air Force 32-38 (Three Seasons)
 Career Record Same

Assistant Coaches

Kurt Kanaskie First Season
 Andy Moore First Season
 Tyron Wright Seventh Season
 Nate Zandt Eighth Season
 Drew Long Fifth Season

Team Information

2013-14 Overall Record 12-18
 2013-14 Conference Record 6-12
 Postseason None
 Final AP/USA Today Ranking NR/NR
 Letterwinners R/L 11/5
 Series vs. Colorado State CSU leads, 72-31

Media Relations

Media Relations Contact Troy Garnhart
 E-mail troy.garnhart@usafa.edu
 Office Phone 719/333-9263
 Cell Phone 719/359-7432
 Press Row Phone 719/333-6467
 Web site: www.GoAirForceFalcons.com

Falcons Roster

NO	NAME	POS	HT	WT	YR
0	Marek Olesinski	F	6-8	220	SR
2	CJ Siples	G	6-3	170	FR
3	Justin Hammonds	F	6-6	205	SR
4	Kamryn Williams	F	6-4	193	SR
5	Zach Kocur	G	6-3	200	SO
10	Nick Jorgensen	F	6-6	225	SO
11	Joe Tuss	F	6-8	195	SO
13	Matt Mooney	G	6-3	200	FR
14	Jacob McGraw	F	6-5	197	FR
15	Jacob Van	G	6-2	185	FR
20	Trevor Lyons	G	6-3	185	FR
21	DeLovell Earls	F	6-6	225	SR
22	Max Yon	G	6-4	198	SR
24	Dezmond James	G/F	6-4	215	FR
25	Kyle Broekhuis	F	6-7	200	SO
31	Lake Lutes	F	6-7	205	FR
32	Ryan Manning	F	6-6	190	FR
33	Frank Toohey	C	6-7	215	FR
35	Hayden Graham	F	6-5	195	SO
40	Brendan Leonard	C	6-8	235	FR
41	Zach Moer	C	6-11	218	JR
42	Ethan Michael	F	6-8	225	SR

General Information

Location Reno, Nev.
 Founded 1874
 Enrollment 19,000
 Nickname Wolf Pack
 Colors Navy Blue & Silver
 Arena (Capacity) Lawlor Events Center (11,536)
 Conference Mountain West
 President Marc Johnson
 Director of Athletics Doug Knuth

Coaching Staff

Head Coach
 David Carter Sixth Season (Saint Mary's '89)
 Record at Nevada 89-75 (Five Seasons)
 Career Record Same

Associate Head Coach

Doug Novsek Eighth Season

Assistant Coaches

Keith Brown Fifth Season
 Zac Claus Fourth Season

Team Information

2013-14 Overall Record 15-17
 2013-14 Conference Record 10-8
 Postseason None
 Final AP/USA Today Ranking NR/NR
 Letterwinners R/L 7/5
 Series vs. Colorado State CSU trails, 7-6

Media Relations

Media Relations Contact Jack Kuestermeyer
 E-mail jkuester@unr.edu
 Office Phone 775/682-6984
 Cell Phone 775/240-6251
 Press Row Phone 775/784-4404
 Web site: www.NevadaWolfPack.com

Wolf Pack Roster

NO	NAME	POS	HT	WT	YR
1	Marqueze Coleman	G	6-3	185	JR
2	Tyron Criswell	G	6-4	205	JR
3	AJ West	F	6-9	230	SR
5	Kaaleb Rodriguez	F	6-9	225	SO
10	Stelios Papafloratos	G	6-4	170	FR
11	Patrick Conroy	G	6-2	180	SO
12	Elijah Foster	F	6-7	240	FR
15	D.J. Fenner	G	6-6	200	SO
20	Robyn Missa	F	6-9	240	FR
21	Eric Cooper, Jr.	G	6-4	185	FR
23	Michael Perez	G	6-3	190	SR
33	Ronnie Stevens, Jr.	C	6-9	225	SR
34	Lucas Stivrins	F	6-11	205	JR



**San José State
SPARTANS**

Jan. 17, 2015 | 8 p.m. MT
San José | Event Center(5,000)
Radio: CSU Radio Network | Television: MW Network

GM 19

Feb. 25, 2014 | 7 p.m. MT
Fort Collins, Colo. | Moby Arena (8,745)
Radio: CSU Radio Network | Television: MW Network

GM 29

General Information

Location San Jose, Calif.
Founded 1857
Enrollment 31,278
Nickname Spartans
Colors Gold, White, & Blue
Arena (Capacity) The Event Center (5,000)
Conference Mountain West Conference
President Mohammad Qayoumi
Director of Athletics Gene Bleymaier

Coaching Staff

Head Coach

Dave Wojcik Second year (Loyola, '91)
Record at San Jose State 7-24 (One Season)
Career Record Same

Associate Head Coach

Chris Brazelton Second Season

Assistant Coaches

Mike Lepore First Season
Tyler Ojanen First Season

Team Information

2013-14 Overall Record 7-24
2013-14 Conference Record 1-17
Postseason None
Final AP/USA Today Ranking NR/NR
Letterwinners R/L 7/3
Series vs. Colorado State CSU leads, 8-0

Media Relations

Media Relations Contact Dominic Urrutia
E-mail dominic.urrutia@sjsu.edu
Office Phone 408/924-1229
Cell Phone 408/334-0843
Press Row Phone 408/924-6466
Web site: www.SJSUSpartans.com

Spartans Roster

NO	NAME	POS	HT	WT	YR
0	Rashad Muhammad	G	6-6	180	SO
1	Jordan Baker	G	6-4	190	JR
2	Jaleel Williams	F	6-7	220	SR
4	Brandon Mitchell	F	6-7	210	SO
5	Darryl Gaynor II	G	6-2	165	FR
10	Ivo Basor	C	6-8	230	JR
11	Danny Mahoney	G	6-0	165	FR
14	Frank Rogers	F	6-9	230	JR
20	Isaac Thornton	G	6-3	170	SO
21	Jalen James	G	6-3	170	SO
22	Devante Wilson	G	6-4	215	SR
23	Princeton Onwas	G	6-6	215	SR
24	Ryan Singer	F	6-9	220	FR
25	Leon Bahner	C	6-11	220	FR
35	Matt Pollard	C	7-0	265	SO



**San Diego State
AZTECS**

Jan. 24, 2014 | 8 p.m. MT
Fort Collins, Colo. | Moby Arena (8,745)
Radio: CSU Radio Network | Television: ESPNU/ESPN3

GM 20

Feb. 14, 2015 | 6 p.m. MT
San Diego, Calif. | Viejas Arena (12,414)
Radio: CSU Radio Network | Television: CBS Sports

GM 26

General Information

Location San Diego, Calif.
Founded 1897
Enrollment 32,396
Nickname Aztecs
Colors Scarlet and Black
Arena (Capacity) Viejas Arena (12,414)
Conference Mountain West
President Dr. Elliot Hirschman
Director of Athletics Jim Sterk

Coaching Staff

Head Coach

Steve Fisher 16th Seasons (Illinois State, '67)
Record at SDSU 312-176 (15 Seasons)
Career Record 496-258 (23 Full Seasons)

Associate Head Coach

Brian Dutcher 16th Season

Assistant Coaches

Justin Hutson Seventh Season
David Velasquez 13th Season

Team Information

2013-14 Overall Record 31-5
2013-14 Conference Record 16-2
Postseason West Sweet 16
Final AP/USA Today Ranking 13/12
Letterwinners R/L 8/3
Series vs. Colorado State CSU leads, 37-36

Media Relations

Media Relations Contact Mike May
E-mail mmay@mail.sdsu.edu
Office Phone 619/594-5547
Cell Phone 619/957-8372
Press Row Phone 619/265-5853
Web site: www.GoAztecs.com

Aztecs Roster

NO	NAME	POS	HT	WT	YR
0	Skylar Spencer	F	6-10	235	JR
2	Kevin Zabo	G	6-2	185	FR
3	Angelo Chol	F	6-9	225	JR
4	Dakarai Allen	G	6-5	195	SO
5	Dwayne Polee II	F	6-7	195	SR
10	Aqeel Quinn	G	6-3	200	SR
11	D'Erryl Williams	G	6-2	200	SO
12	Trey Kell	G	6-4	190	FR
13	Winston Shepard	F	6-8	205	JR
14	Zylan Cheatham	F	6-7	205	FR
20	JJ O'Brien	F	6-7	220	SR
21	Malik Pope	F	6-8	205	FR
22	Parker U'u	G	6-4	210	SO
23	Kibret Woldemichael	G	5-7	150	SO
24	Ryan Staten	G	6-2	190	SR
33	Niksha Federico	F	6-6	185	SO
40	Matt Shrigley	F	6-6	195	SO



**Fresno State
BULLDOGS**

Jan. 31, 2015 | 4 p.m.
Fort Collins, Colo. | Moby Arena (8,745)
Radio: CSU Radio Network | Television: CBS Sports

GM 22

Feb. 18, 2015 | 8 p.m. MT
Fresno, Calif. | Save Mart Center (15,596)
Radio: CSU Radio Network | Television: ESPN3

GM 27

General Information

Location Fresno, Calif.
Founded 1911
Enrollment 21,389
Nickname Bulldogs
Colors Red & Blue
Arena (Capacity) Save Mart Center (15,596)
Conference Mountain west
President Dr. Joseph L. Castro
Director of Athletics Steve Robertello

Coaching Staff

Head Coach

Rodney Terry Fourth year (St. Edwards University, '90)
Record at Fresno State 45-57 (Three Seasons)
Career Record Same

Associate Head Coach

Michael Schwartz Fourth Season

Assistant Coaches

Byron Jones Fourth Season
Kenton Paulino Third Season

Team Information

2013-14 Overall Record 21-18
2013-14 Conference Record 9-9
Postseason None
Final AP/USA Today Ranking NR/NR
Letterwinners R/L 5/7
Series vs. Colorado State CSU leads, 13-12

Media Relations

Media Relations Contact Stephen Trembley
E-mail strembley@csufresno.edu
Office Phone 559/278-6178
Cell Phone 559/270-4291
Press Row Phone 559/347-3699
Web site: www.gobulldogs.com

Bulldogs Roster

NO	NAME	POS	HT	WT	YR
0	Emmanuel Owotoah	G	5-11	173	SO
1	Darnell Taylor	G	6-3	202	JR
2	Braeden Anderson	F	6-9	235	SO
3	Cezar Guerrero	G	6-1	185	JR
4	Karachi Edo	F	6-6	229	SO
10	Alex Davis	F	6-9	210	SR
14	Julien Lewis	G	6-4	200	JR
22	Paul Watson	G/F	6-7	198	SO
23	Marvelle Harris	G	6-4	210	JR
24	Isaiah Bailey	G	6-6	208	FR
34	Terrell Carter II	C	6-9	285	FR
35	Eugene Artison	F	6-9	193	FR
44	Jerrold Patton	F	6-7	225	JR



**UNLV
RUNNIN' REBELS**

Feb. 7, 2015 | 2 p.m. MT
Fort Collins, Colo. | Moby Arena (8,745)
Radio: CSU Radio Network | Television: CBS Sports

GM 24

General Information

Location Las Vegas, Nev.
Founded 1957
Enrollment 28,000
Nickname Runnin' Rebels (Men's Basketball only)
Colors Scarlet & Gray
Arena (Capacity) Thomas & Mack Center (18,500)
Conference Mountain West
President Donald Snyder
Director of Athletics Tina Kunzer-Murphy

Coaching Staff

Head Coach

Dave Rice Fourth Season (UNLV, '91)
Record at UNLV 71-32
Career Record Same

Assistant Coaches

Ryan Miller First Season
Stacey Augmon Third Season
Todd Simon Second Season

Team Information

2013-14 Overall Record 20-13
2013-14 Conference Record 10-8
Postseason None
Final AP/USA Today Ranking NR/NR
Letterwinners R/L 6/7
Series vs. Colorado State CSU trails, 36-12

Media Relations

Media Relations Contact Andy Grossman
E-mail andy.grossman@unlv.edu
Office Phone 702/895-3995
Cell Phone 702/630-3949
Press Row Phone 702/895-4600
Web site: www.UNLVRebels.com

Runnin' Rebels Roster

NO	NAME	POS	HT	WT	YR
0	Kendall Smith	G	6-3	190	SO
1	Rashad Vaughn	G	6-6	210	FR
2	Patrick McCaw	G	6-6	180	FR
3	Jordan Cornish	G	6-6	220	FR
5	Christian Wood	F	6-11	220	SO
10	Daquan Cook	G	6-1	170	JR
11	Goodluck Okonoboh	F/C	6-10	225	FR
12	Barry Cheaney	G	6-1	165	JR
13	Ben Carter	F	6-8	225	JR
15	Dwayne Morgan	F	6-8	205	FR
20	Jerome Seagears	G	6-1	180	SR
22	Jelan Kendrick	G	6-6	210	SR
30	Dantley Walker	G	5-11	170	FR
33	Charles Rushman	G	6-3	185	SO
45	Cody Doolin	G	6-3	180	SR



**Utah State
AGGIES**

March 7, 2015 | 7 p.m. MT

Logan, Utah | Dee Glen Smith Spectrum (10,270)

Radio: CSU Radio Network | Television: ROOT Sports



General Information

Location Logan, Utah
 Founded 1888
 Enrollment 27,812
 Nickname Aggies
 Colors Navy Blue, White & Pewter Grey
 Arena (Capacity) Dee Glen Smith Spectrum (10,270)
 Conference Mountain West
 President Stan Albrecht
 Director of Athletics Scott Barnes

Coaching Staff

Head Coach

Stew Morrill 17th Season (Gonzaga '74)
 Record at Utah State 384-143 (16 Seasons)
 Career Record 602-281 (28 Seasons)

Associate Head Coach

Tim Duryea 13th Season

Assistant Coaches

Chris Jones Sixth Season
 Travish Felton Sixth Season

Team Information

2013-14 Overall Record 18-14
 2013-14 Conference Record 7-11
 Postseason None
 Final AP/USA Today Ranking NR/NR
 Letterwinners R/L 0/9
 Series vs. Colorado State CSU trails, 46-35

Media Relations

Media Relations Contact Doug Hoffman
 E-mail doug.hoffman@usu.edu
 Office Phone 435/797-2066
 Cell Phone TBA
 Press Row Phone 435/797-1686
 Web site: www.UtahStateAggies.com

Aggies Roster

NO	NAME	POS	HT	WT	YR
0	Trace Cureton	W	6-4	185	JR
1	Viko Noma'aea	G	6-1	170	SO
2	Darius Perkins	G	6-1	200	JR
3	Sam Orchard	G	6-1	175	FR
5	Julion Pearre	G	6-3	190	FR
11	Konner Frey	F	6-5	210	SO
12	Lew Evans	F	6-8	230	JR
13	David Collette	F	6-8	220	FR
14	Jalen Moore	W	6-7	190	SO
20	Henry Bolton	G	6-2	185	FR
22	John Bennett	G	6-2	180	FR
24	JoJo McGlaston	G	6-3	180	SO
30	Sean Harris	F	6-7	220	SR
32	Grayson Moore	F	6-7	200	SR
34	Chris Smith	G	6-4	210	JR
50	Elston Jones	F	6-9	240	FR
55	Bilal Begic	C	7-1	250	SO



2015 MOUNTAIN WEST MEN'S BASKETBALL CHAMPIONSHIP

WEDNESDAY - SATURDAY, MARCH 11-14
THOMAS & MACK CENTER
LAS VEGAS, NEVADA



WEDNESDAY MARCH 11	THURSDAY MARCH 12	FRIDAY MARCH 13	SATURDAY MARCH 14
-----------------------	----------------------	--------------------	----------------------



All times Pacific and subject to change.

** There will be a minimum of 24 minutes between games, should the first game go into overtime or run more than 2 hours.



TO PURCHASE TICKETS
CALL: 800-491-RAMS (7267)
E-MAIL: RAMTIX@COLOSTATE.EDU
VISIT: CSURAMS.COM/TICKETS



MOUNTAIN WEST MEN'S & WOMEN'S CHAMPIONSHIPS



MARCH 9-14, 2015



TheMW.com/2015



FOR TICKETS, PLEASE VISIT YOUR FAVORITE MOUNTAIN WEST INSTITUTION'S ATHLETIC TICKET OFFICE





2013-14 Season Review





Daniel Bejarano



Jon Octeus



Joe De Ciman



J.J. Avila

RECORD:	OVERALL	HOME	AWAY	NEUTRAL
ALL GAMES	16-16	14-6	2-9	0-1
CONFERENCE	7-11	5-4	2-7	0-0
NON-CONFERENCE	9-5	9-2	0-2	0-1

Date	Opponent		Score	Att.	High Points	High Rebounds
11/08/13	UCCS	w	99-70	4262	(17)BEJARANO, Daniel	(16)BEJARANO, Daniel
11/11/13	at Gonzaga		61-93	L 6000	(27)OCTEUS, Jon	(5)HOLT, Marcus
11/16/13	WEBER STATE	w	88-67	4133	(30)AVILA, J.J.	(9)BEJARANO, Daniel
11/19/13	at UTEP		74-82	L 7137	(19)BEJARANO, Daniel	(8)BEJARANO, Daniel
					(19)AVILA, J.J.	
11/22/13	NORTHERN COLORADO	w	72-65	4473	(28)AVILA, J.J.	(10)BEJARANO, Daniel
11/25/13	PRAIRIE VIEW A&M	w	95-68	2718	(16)SANTO, Gerson	(11)AVILA, J.J.
					(16)OCTEUS, Jon	
11/27/13	BETHUNE-COOKMAN	w	66-52	2945	(21)AVILA, J.J.	(7)OCTEUS, Jon
11/30/13	NEW MEXICO STATE	w	85-83	3693	(29)AVILA, J.J.	(15)BEJARANO, Daniel
12/03/13	COLORADO		62-67	L 8268	(16)AVILA, J.J.	(11)AVILA, J.J.
12/08/13	SWOSU	w	109-55	3044	(27)AVILA, J.J.	(9)HURST, Carlton
12/11/13	DENVER		70-80	L 3968	(17)BEJARANO, Daniel	(12)BEJARANO, Daniel
12/23/13	UIC	w	74-61	3225	(18)OCTEUS, Jon	(15)BEJARANO, Daniel
12/28/13	LAMAR	w	86-71	3706	(33)AVILA, J.J.	(18)BEJARANO, Daniel
01/01/14	*SAN DIEGO STATE		61-71	L 4059	(22)BEJARANO, Daniel	(8)BEJARANO, Daniel
					(8)SANTO, Gerson	
01/04/14	*at New Mexico		73-80	L 15411	(25)BEJARANO, Daniel	(8)BEJARANO, Daniel
01/08/14	*at San Jose State	w	66-64	1513	(21)AVILA, J.J.	(14)AVILA, J.J.
01/11/14	*FRESNO STATE	w	76-57	3345	(19)OCTEUS, Jon	(17)AVILA, J.J.
					(19)BEJARANO, Daniel	
01/15/14	*at Utah State		50-57	L 9766	(21)AVILA, J.J.	(8)AVILA, J.J.
					(8)BEJARANO, Daniel	
01/18/14	*AIR FORCE	w	74-68	4296	(27)BEJARANO, Daniel	(9)BEJARANO, Daniel
01/25/14	*NEW MEXICO		66-68	L 5592	(21)BEJARANO, Daniel	(12)AVILA, J.J.
01/29/14	*at Nevada		67-76	L 6076	(21)OCTEUS, Jon	(10)BEJARANO, Daniel
02/01/14	*at San Diego State		56-65	L 12414	(24)OCTEUS, Jon	(13)AVILA, J.J.
02/05/14	*UNLV	w	75-57	3702	(24)BEJARANO, Daniel	(10)BEJARANO, Daniel
02/08/14	*at Air Force	w	68-56	3781	(20)AVILA, J.J.	(13)AVILA, J.J.
02/11/14	*UTAH STATE		62-71	L 3909	(22)OCTEUS, Jon	(6)BEJARANO, Daniel
02/15/14	*at Fresno State		66-75	L 6765	(24)BEJARANO, Daniel	(9)OCTEUS, Jon
02/18/14	*BOISE STATE		72-84	L 3659	(23)BEJARANO, Daniel	(7)OCTEUS, Jon
					(7)BEJARANO, Daniel	
02/22/14	*WYOMING	w	82-67	6590	(23)OCTEUS, Jon	(12)BEJARANO, Daniel
02/26/14	*at UNLV		70-78	L 13682	(22)AVILA, J.J.	(8)AVILA, J.J.
					(8)BEJARANO, Daniel	
03/05/14	*SAN JOSE STATE	w	78-66	4130	(21)OCTEUS, Jon	(9)BEJARANO, Daniel
03/08/14	*at Wyoming		75-83	L 6734	(21)AVILA, J.J.	(9)AVILA, J.J.
03/12/14	vs Utah State		69-73	L 5824	(21)SMITH, Dwight	(8)OCTEUS, Jon
					(8)SMITH, Dwight	

* = Conference game

Attendance Summary	Games	Attend	Avg/Game
Home	20	83717	4186
Away	11	89279	8116
Neutral	1	5824	5824
Total	32	178820	5588



Carlton Hurst



Dwight Smith



Gerson Santo



Marcus Holt



David Cohn

RECORD:	OVERALL	HOME	AWAY	NEUTRAL
ALL GAMES	16-16	14-6	2-9	0-1
CONFERENCE	7-11	5-4	2-7	0-0
NON-CONFERENCE	9-5	9-2	0-2	0-1

#	Player	Total		3-Point		F-Throw		Rebounds		PF		DQ		A		BLK		STL		PTS		AVG
		gp-gs	min	avg	fg-fga	fg%	3fg-3fga	3fg%	ft-fta	ft%	off	def	tot	avg	pf	dq	a	to	blk	stl	pts	
31	AVILA, J.J.	32-32	1070	33.4	186-410	.454	24-76	.316	136-171	.795	82	155	237	7.4	84	4	110	78	16	35	532	16.6
	Conference-Only...	18-18	632	35.1	91-229	.397	14-43	.326	72-94	.766	55	94	149	8.3	48	3	59	48	10	20	268	14.9
02	BEJARANO, Daniel	32-32	1083	33.8	164-450	.364	61-190	.321	134-169	.793	73	194	267	8.3	59	2	105	58	18	35	523	16.3
	Conference-Only...	18-18	601	33.4	107-276	.388	46-124	.371	78-99	.788	40	95	135	7.5	38	2	55	40	7	19	338	18.8
05	OCTEUS, Jon	32-32	1075	33.6	130-320	.406	27-76	.355	143-189	.757	33	117	150	4.7	85	3	73	39	5	28	430	13.4
	Conference-Only...	18-18	628	34.9	76-183	.415	19-49	.388	75-103	.728	21	73	94	5.2	48	2	33	23	3	12	246	13.7
10	DE CIMAN, Joe	32-22	815	25.5	94-213	.441	34-98	.347	52-76	.684	10	71	81	2.5	86	7	39	28	15	15	274	8.6
	Conference-Only...	18-17	492	27.3	52-124	.419	18-54	.333	36-52	.692	8	44	52	2.9	56	6	20	17	8	11	158	8.8
15	SANTO, Gerson	31-31	729	23.5	64-109	.587	0-0	.000	46-72	.639	61	67	128	4.1	79	6	13	22	17	15	174	5.6
	Conference-Only...	18-18	416	23.1	28-50	.560	0-0	.000	17-26	.654	36	42	78	4.3	46	3	9	9	8	5	73	4.1
12	HURST, Carlton	30-5	491	16.4	40-91	.440	1-9	.111	44-68	.647	18	48	66	2.2	43	1	25	23	5	6	125	4.2
	Conference-Only...	17-1	289	17.0	27-50	.540	0-4	.000	20-34	.588	4	24	28	1.6	23	0	12	8	3	2	74	4.4
34	COHN, David	31-5	464	15.0	31-81	.383	16-45	.356	42-53	.792	4	33	37	1.2	35	0	29	14	0	12	120	3.9
	Conference-Only...	17-0	205	12.1	8-33	.242	3-19	.158	19-23	.826	2	6	8	0.5	13	0	11	9	0	3	38	2.2
33	SMITH, Dwight	18-1	242	13.4	21-48	.438	4-17	.235	11-18	.611	19	23	42	2.3	50	4	12	9	4	5	57	3.2
	Conference-Only...	14-0	168	12.0	6-23	.261	2-12	.167	10-14	.714	13	17	30	2.1	36	2	7	7	4	4	24	1.7
03	HOLT, Marcus	30-0	368	12.3	33-56	.589	0-0	.000	24-51	.471	38	44	82	2.7	60	3	0	12	21	5	90	3.0
	Conference-Only...	16-0	159	9.9	6-18	.333	0-0	.000	6-11	.545	14	18	32	2.0	30	2	0	5	7	1	18	1.1
30	MORGAN, Josh	13-0	31	2.4	6-13	.462	3-8	.375	0-2	.000	0	0	0	0.0	3	0	2	2	0	2	15	1.2
	Conference-Only...	4-0	8	2.0	0-3	.000	0-2	.000	0-2	.000	0	0	0	0.0	1	0	0	1	0	0	0	0.0
13	BURNETT, Mike	7-0	16	2.3	1-4	.250	0-0	.000	4-4	1.000	2	2	4	0.6	4	0	0	0	1	0	6	0.9
	Conference-Only...	2-0	1	0.5	0-0	.000	0-0	.000	0-0	.000	0	0	0	0.0	0	0	0	0	0	0	0	0.0
20	BUENO, Enrico	7-0	16	2.3	0-3	.000	0-3	.000	1-4	.250	0	0	0	0.0	3	0	1	1	1	1	1	0.1
	Conference-Only...	2-0	1	0.5	0-0	.000	0-0	.000	0-0	.000	0	0	0	0.0	0	0	0	0	0	0	0	0.0
	Team										65	43	108				7					
	Team										32	18	50				7					
	Total.....	32	6400		770-1798	.428	170-522	.326	637-877	.726	405	797	1202	37.6	591	30	409	293	103	159	2347	73.3
	Conference-Only...	18	3600		401-989	.405	102-307	.332	333-458	.727	225	431	656	36.4	339	20	206	174	50	77	1237	68.7
	Opponents.....	32	6400		769-1741	.442	230-616	.373	462-648	.713	294	755	1049	32.8	697	23	397	352	110	155	2230	69.7
	Conference-Only...	18	3600		422-952	.443	135-363	.372	264-365	.723	164	434	598	33.2	374	11	239	186	70	81	1243	69.1

Score by Periods	1st	2nd	Totals
Colorado State	1049	1298	2347
Opponents	1043	1187	2230



Colorado State vs. UCCS
Nov. 8, 2013
Fort Collins, Colo. | Moby Arena



Box score for UCCS 70 - 0 - 1 vs Colorado State. Includes player stats for Dillion Padden, Alex Wilson, Danick White, etc., and team totals.

1st 1/2: 35-20 43.0% 2nd 1/2: 16-30 33.2% Games: 25-65 38.5%
3rd 1/2: 19-23 42.2% 4th 1/2: 3-11 18.2% Games: 1-22 26.1%
FT %: 66.7% 3PT %: 62.5%

Colorado State 99 - 1 - 0
Player stats for SP SPURIO, Cameron; SP WILSON, Alex; SP HANCOCK, Cameron; etc.

Box score for Colorado State 99 - 1 - 0 vs UCCS. Includes player stats and team totals.

1st 1/2: 48-23 52.1% 2nd 1/2: 12-25 32.0% Games: 10-22 45.5%
3rd 1/2: 26-32 45.3% 4th 1/2: 37-45.7% Games: 3-12 25.0%
FT %: 62.5% 3PT %: 50.0%

Officials: Steve Morris, Harold Holman, Ben Hoen
Technical Refs: UCCS: Steve; Colorado State: Ben
Attendance: 432

Summary statistics table for Colorado State vs UCCS. Columns: Team, 1st, 2nd, 3rd, 4th, Total, Points, Rebounds, Assists, Steals, Blocks, Turnovers, Fouls.

UCCS: 70 - 0 - 1, CS: 99 - 1 - 0
Largest lead: UCCS by 6 (5:17-23), CS by 23 (3:43-22)



Colorado State at (15/15) Gonzaga
Nov. 11, 2013
Spokane, Wash. | McCarthy Athletic Cntr



Box score for Colorado State 61 - 1 - 1 vs Gonzaga. Includes player stats for SP SAMITL, Cameron; SP WYLLI, J.J.; SP FERLAND, Darnell; etc.

1st 1/2: 28-16 50.0% 2nd 1/2: 16-28 36.2% Games: 18-36 50.0%
3rd 1/2: 14-23 30.4% 4th 1/2: 9-13 69.2% Games: 9-17 52.9%
FT %: 66.7% 3PT %: 20.0%

Colorado State 95 - 2 - 0
Player stats for SP DWYER, Matt; SP KASWENSKI, Porynnek; SP HANCOCK, Kevin; etc.

Box score for Colorado State 95 - 2 - 0 vs Gonzaga. Includes player stats and team totals.

1st 1/2: 48-23 52.1% 2nd 1/2: 12-25 32.0% Games: 10-22 45.5%
3rd 1/2: 26-32 45.3% 4th 1/2: 37-45.7% Games: 3-12 25.0%
FT %: 62.5% 3PT %: 50.0%

Officials: Michael Brining, Hank Hauer, Tammy Hauer
Technical Refs: Colorado State: George Hauer
Attendance: 600

Summary statistics table for Colorado State vs Gonzaga. Columns: Team, 1st, 2nd, 3rd, 4th, Total, Points, Rebounds, Assists, Steals, Blocks, Turnovers, Fouls.

UCCS: 70 - 0 - 1, CS: 99 - 1 - 0
Largest lead: CS by 11 (1:20-11), Gonzaga by 23 (4:24-34)



Colorado State vs. Weber State
Nov. 16, 2013
Fort Collins, Colo. | Moby Arena



Box score for Colorado State 67 - 0 - 2 vs Weber State. Includes player stats for SP BLOOMBERG, Joel; SP TROTTAR, Kyle; SP RICHARDSON, Jordan; etc.

1st 1/2: 33-18 45.0% 2nd 1/2: 12-25 32.0% Games: 10-22 45.5%
3rd 1/2: 12-25 32.0% 4th 1/2: 13-14 48.6% Games: 26-30 86.9%
FT %: 66.7% 3PT %: 50.0%

Colorado State 88 - 2 - 1
Player stats for SP SAMITL, Cameron; SP FERLAND, Darnell; SP DICTUS, Jan; etc.

Box score for Colorado State 88 - 2 - 1 vs Weber State. Includes player stats and team totals.

1st 1/2: 33-18 45.0% 2nd 1/2: 12-25 32.0% Games: 10-22 45.5%
3rd 1/2: 12-25 32.0% 4th 1/2: 13-14 48.6% Games: 26-30 86.9%
FT %: 66.7% 3PT %: 50.0%

Officials: Joe O'Hair, John Higgins, Rick Nordal
Technical Refs: Weber State: Steve; Colorado State: Ben
Attendance: 413

Summary statistics table for Colorado State vs Weber State. Columns: Team, 1st, 2nd, 3rd, 4th, Total, Points, Rebounds, Assists, Steals, Blocks, Turnovers, Fouls.

UCCS: 70 - 0 - 1, CS: 99 - 1 - 0
Largest lead: Weber by 11 (1:50-11), CS by 22 (3:43-22)



Colorado State at UTEP
Nov. 19, 2013
El Paso, Texas | Don Haskins Center



Box score for Colorado State 74 - 2 - 2 vs UTEP. Includes player stats for SP SAMITL, Cameron; SP WYLLI, J.J.; SP FERLAND, Darnell; etc.

1st 1/2: 33-18 45.0% 2nd 1/2: 12-25 32.0% Games: 10-22 45.5%
3rd 1/2: 12-25 32.0% 4th 1/2: 13-14 48.6% Games: 26-30 86.9%
FT %: 66.7% 3PT %: 50.0%

Colorado State 88 - 2 - 1
Player stats for SP LARVI, Kendrick; SP HUNTER, Vance; SP WENDELING, Nathan; etc.

Box score for Colorado State 88 - 2 - 1 vs UTEP. Includes player stats and team totals.

1st 1/2: 33-18 45.0% 2nd 1/2: 12-25 32.0% Games: 10-22 45.5%
3rd 1/2: 12-25 32.0% 4th 1/2: 13-14 48.6% Games: 26-30 86.9%
FT %: 66.7% 3PT %: 50.0%

Officials: Joe O'Hair, Gary Pollard & Reid Kurlita
Technical Refs: Colorado State: TOMAS; UTEP: Steve
Attendance: 212

Summary statistics table for Colorado State vs UTEP. Columns: Team, 1st, 2nd, 3rd, 4th, Total, Points, Rebounds, Assists, Steals, Blocks, Turnovers, Fouls.

UCCS: 70 - 0 - 1, CS: 99 - 1 - 0
Largest lead: CS by 11 (1:20-11), Gonzaga by 23 (4:24-34)



Colorado State vs. Northern Colorado
Nov. 22, 2013
Fort Collins, Colo. | Moby Arena



Box score for Colorado State vs Northern Colorado, Nov 22, 2013. Includes player stats for Denver, Dornick, CORDERO, etc.

Final Score: 66-68, 188-208. Game: 6:18, 62:16. CS won by 2 points.

Box score for Colorado State vs Northern Colorado, Nov 22, 2013. Includes player stats for SAMITZ, Gerson, RYLLA, etc.

Final Score: 33-33, 62-65. Game: 1:17, 46:16. CS won by 3 points.

Officials: Rick Cervelli, Larry Spivey, Mike Geronzi. Technical fouls: Northern Colorado Steve, Colorado Steve Jones.

Score by quarter: 1st: 12, 2nd: 15, 3rd: 10, 4th: 6. Total: 43. CS lead - 10:15, CS 2nd lead - 10:25, CS 3rd lead - 11:05, CS 4th lead - 11:15.



Colorado State vs. Prairie View A&M
Nov. 25, 2013
Fort Collins, Colo. | Moby Arena



Box score for Colorado State vs Prairie View A&M, Nov 25, 2013. Includes player stats for HENDERSON, Hunsbury, CHARMAN, etc.

Final Score: 25-53, 61-88, 127-200. Game: 4:19, 23:27, 64:13, 17:0. CS won by 37 points.

Box score for Colorado State vs Prairie View A&M, Nov 25, 2013. Includes player stats for SAMITZ, Gerson, RYLLA, etc.

Final Score: 27-57, 61-88, 133-64, 27-46, 21-92, 20-11, 1-0. CS won by 69 points.

Officials: Steven Allyn, Jeff Staffin and Coryn Garza. Technical fouls: Prairie View A&M Steve, Colorado Steve Jones.

Score by quarter: 1st: 17, 2nd: 16, 3rd: 10, 4th: 4. Total: 47. CS lead - 1:05, CS 2nd lead - 2:05, CS 3rd lead - 2:15, CS 4th lead - 2:25.



Colorado State vs. Bethune-Cookman
Nov. 27, 2013
Fort Collins, Colo. | Moby Arena



Box score for Colorado State vs Bethune-Cookman, Nov 27, 2013. Includes player stats for DEMPSTER, Allen, ELIOTT, Travis, etc.

Final Score: 17-42, 37-65, 29-36, 10-18, 28-26, 52-71, 13-4, 20:0. CS won by 41 points.

Box score for Colorado State vs Bethune-Cookman, Nov 27, 2013. Includes player stats for SAMITZ, Gerson, RYLLA, etc.

Final Score: 21-31, 31-52. Game: 3:27, 37:06. CS won by 21 points.

Officials: Tony Pella, Brad Farris, Marcio Romero. Technical fouls: Bethune-Cookman YOUNG, Taylor, Colorado Steve Jones.

Score by quarter: 1st: 12, 2nd: 15, 3rd: 10, 4th: 4. Total: 41. CS lead - 1:05, CS 2nd lead - 2:05, CS 3rd lead - 2:15, CS 4th lead - 2:25.



Colorado State vs. (—)RV New Mexico State
Nov. 30, 2013
Fort Collins, Colo. | Moby Arena



Box score for Colorado State vs New Mexico State, Nov 30, 2013. Includes player stats for GIBBARD, Sims, HENNING, etc.

Final Score: 30-58, 101-117, 13-21, 9-27, 36-24, 63-77, 21-8, 13-0, 20:0. CS won by 37 points.

Box score for Colorado State vs New Mexico State, Nov 30, 2013. Includes player stats for SAMITZ, Gerson, RYLLA, etc.

Final Score: 31-52, 31-52. Game: 8:15, 38:54. CS won by 21 points.

Officials: Steve Allen, Jeff Staffin, Chris Ramirez. Technical fouls: New Mexico State Steve, Colorado Steve Jones.

Score by quarter: 1st: 12, 2nd: 16, 3rd: 10, 4th: 4. Total: 42. CS lead - 1:05, CS 2nd lead - 2:05, CS 3rd lead - 2:15, CS 4th lead - 2:25.



Colorado State vs. Colorado
Dec. 3, 2013
Fort Collins, Colo. | Moby Arena



Colorado State vs. SW Oklahoma State
Dec. 3, 2013
Fort Collins, Colo. | Moby Arena



Box score for Colorado State vs. Colorado, Dec 3, 2013. Includes player stats for Gordon, Wesley; Johnson, Xavier; Scott, Josh; Bookley, Josiah; Goodridge, Spencer; Talbot, Xavier; Skelton, Eli; Pheasant, TreShawn; Thomas, Darius; Hopkins, Jaron; King, George. Totals: 73-57, 3-20, 38-24, 12-26, 40-21, 67, 9, 14, 5, 11, 200.

FG % (at half): 11-20 55.0% 2nd half: 12-27 44.4% Games: 23-17 60.0%
3PT % (at half): 1-8 12.5% 2nd half: 1-9 11.1% Games: 3-15 20.0%
FT % (at half): 7-13 53.8% 2nd half: 11-11 100% Games: 18-20 90.0%

Box score for Colorado State vs. CSU, Dec 3, 2013. Includes player stats for Samit, Gerren; RYLA, J.; BERGAND, Darrel; DCELES, Jon; HURST, Carlie; HOLY, Marcan; MORGAN, Josh; O'NEIL, David. Totals: 19-37, 3-16, 21-27, 10-20, 40-21, 67, 11, 18, 4, 7, 200.

FG % (at half): 11-21 52.4% 2nd half: 10-36 27.8% Games: 18-37 48.7%
3PT % (at half): 2-9 22.2% 2nd half: 1-9 11.1% Games: 3-14 21.4%
FT % (at half): 7-11 63.6% 2nd half: 11-18 61.1% Games: 21-27 77.8%

Officials: Dick Carlson, Kelly Salt, Varney Moore
Technical fouls: Colorado State, Colorado State none.
Attendance: 8268

Score by quarter: 1st 2nd 3rd 4th Total
Colorado 35 37 47
Colorado State 14 18 18 62

Last FO - OSU 2nd-OT, OS 2nd-OT.
Largest lead - OSU by 7, Colorado, CS by 4 at 1:44-OT.

Box score for Colorado State vs. SW Oklahoma State, Dec 3, 2013. Includes player stats for BRADLEY, Michael; WELLS, Daniel; WASHINGTON, David; MORGAN, Spencer; SMOLLEY, Gary; HARRIS, Garrett; O'NEAL, Tim; ADAMS, Scott; FRANK, Jordan; DORSETT, John; RICE, Kyle; BLANKENHILL, Justin. Totals: 38-26, 3-27, 12-20, 6-25, 21-26, 52, 5, 13, 2, 7, 200.

FG % (at half): 15-28 53.6% 2nd half: 16-37 43.2% Games: 18-36 50.0%
3PT % (at half): 3-13 23.1% 2nd half: 1-11 9.1% Games: 5-22 22.7%
FT % (at half): 9-17 52.9% 2nd half: 10-13 76.9% Games: 19-20 95.0%

Box score for Colorado State vs. OSU, Dec 3, 2013. Includes player stats for GAVIN, Gerren; RYLA, J.; BERGAND, Darrel; DCELES, Jon; HURST, Carlie; HOLY, Marcan; MORGAN, Josh; O'NEAL, David. Totals: 35-37, 10-18, 22-33, 11-30, 47, 16, 10, 4, 7, 200.

FG % (at half): 18-28 64.3% 2nd half: 17-11 60.7% Games: 18-37 48.7%
3PT % (at half): 3-7 42.9% 2nd half: 2-11 18.2% Games: 5-22 22.7%
FT % (at half): 13-17 76.5% 2nd half: 14-18 77.8% Games: 27-35 77.1%

Officials: Bob Staller, Bruce Goodrich, Glen Ruffery
Technical fouls: OSU none, Colorado State none.
Attendance: 204

Score by quarter: 1st 2nd 3rd 4th Total
OSU 27 27 35
Colorado State 37 27 109

Last FO - OSU 2nd-OT, OS 2nd-OT.
Largest lead - OSU none, CS by 16 at 1:04-OT.



Colorado State vs. Denver
Dec. 11, 2013
Fort Collins, Colo. | Moby Arena



Colorado State vs. UIC
Dec. 23, 2013
Fort Collins, Colo. | Moby Arena



Box score for Colorado State vs. Denver, Dec 11, 2013. Includes player stats for Samac, Dom; Belfrage, Chase; Lewis, Jalen; Gales, Brett; O'NEAL, Cam; Ruckler, Bryant; Goodenough, Donta; Engesser, Brent; MORGAN, Justin. Totals: 29-57, 9-25, 13-18, 12-17, 29, 18, 4, 2, 7, 200.

FG % (at half): 14-25 56.0% 2nd half: 13-28 46.4% Games: 23-37 62.2%
3PT % (at half): 2-12 16.7% 2nd half: 3-11 27.3% Games: 5-21 23.8%
FT % (at half): 5-11 45.5% 2nd half: 13-17 76.5% Games: 18-18 100.0%

Box score for Colorado State vs. UIC, Dec 23, 2013. Includes player stats for SAMIT, Gerren; RYLA, J.; BERGAND, Darrel; DCELES, Jon; DE CEMAN, Joe; HOLY, Marcan; HURST, Carlie; O'NEAL, David. Totals: 25-46, 4-8, 13-17, 7, 20, 37, 4, 15, 1, 3, 200.

FG % (at half): 12-20 60.0% 2nd half: 13-26 50.0% Games: 20-46 43.5%
3PT % (at half): 3-8 37.5% 2nd half: 2-6 33.3% Games: 5-14 35.7%
FT % (at half): 2-3 66.7% 2nd half: 12-15 80.0% Games: 14-21 66.7%

Officials: David Hall, Randy McCall, Randy Neumann
Technical fouls: Denver None, Colorado State None.
Attendance: 3283

Score by quarter: 1st 2nd 3rd 4th Total
Denver 31 29 30
Colorado State 24 21 20

Last FO - DEN 3rd-OT, OS 2nd-OT.
Largest lead - DEN by 12 2nd-OT, CS by 4 at 1:44-OT.

Box score for Colorado State vs. UIC, Dec 23, 2013. Includes player stats for HURST, Jordan; HARRIS, Brent; BERGAND, Darrel; KURT, Pat; HANCOCK, Malcom; SMITH, Calvin; PROFFER, Jay; PROFFER, Malcom; WASHINGTON, Jake. Totals: 28-55, 9-24, 10-13, 7, 24, 30, 23, 6, 7, 11, 2, 200.

FG % (at half): 9-24 37.5% 2nd half: 14-31 45.2% Games: 22-52 42.3%
3PT % (at half): 3-8 37.5% 2nd half: 2-8 25.0% Games: 5-16 31.3%
FT % (at half): 8-13 61.5% 2nd half: 10-13 76.9% Games: 18-26 69.2%

Box score for Colorado State vs. OSU, Dec 23, 2013. Includes player stats for SAMIT, Gerren; RYLA, J.; BERGAND, Darrel; DCELES, Jon; DE CEMAN, Joe; HOLY, Marcan; HURST, Carlie; SMITH, Dwight; O'NEAL, David. Totals: 27-62, 9-26, 17-24, 13, 29, 40, 18, 7, 4, 6, 4, 200.

FG % (at half): 12-20 60.0% 2nd half: 15-28 53.6% Games: 27-62 43.5%
3PT % (at half): 1-9 11.1% 2nd half: 2-6 33.3% Games: 3-16 18.8%
FT % (at half): 9-13 69.2% 2nd half: 12-13 92.3% Games: 17-24 70.8%

Officials: Mike Scipione, Randy Neumann, David Fennie
Technical fouls: UIC None, Colorado State None.
Attendance: 3225

Score by quarter: 1st 2nd 3rd 4th Total
UIC 31 30 41
Colorado State 27 31 24

Last FO - UIC 3rd-OT, OS 2nd-OT.
Largest lead - UIC by 11 at 1:04-OT.



Colorado State vs. Lamar
Dec. 28, 2013
Fort Collins, Colo. | Moby Arena

GM 13

Colorado State (21-13, 8-0 MVC)		Lamar (10-15, 4-7 SWC)											
Total		3-PT		Rebounds									
#	Player	FG	FTA	FT-FTA	ORB	DRB	TR	A	T	BLK	STL	PTS	
1	MICHELL, Rhon	6-13	0-0	0-0	0	4	4	1	12	1	4	0	1
2	ROSS, Dwanan	3-7	0-0	1-2	1	3	2	1	10	0	1	0	
3	WILSON, Amos	4-9	0-0	1-1	0	2	2	1	5	0	0	0	
4	HOLLIDAY, Anthony	3-5	0-0	3-4	0	8	4	0	8	0	0	1	
5	HILLIARD, Wendell	6-13	3-4	0-0	0	1	2	1	15	1	2	0	
6	OWENS, Marcus	1-2	0-1	0-0	0	0	0	2	1	0	0	0	
8	PAWTELGY, Prudence	2-6	0-2	0-1	2	3	7	2	4	1	0	0	
14	GREEN, Odovick	3-6	3-6	0-1	1	2	3	1	5	2	0	0	
20	PURKINS, Sebastian	2-3	0-0	0-0	1	3	4	4	6	1	0	1	
Totals		30-66	6-13	5-13	8	23	31	7	71	10	9	4	

FG % (incl. FT): 45.2% 3rd half: 49.2% Games: 1-13 62.9% Opposed Substitutes: 2
 FT % (incl. FT): 38.5% 3rd half: 33.3% Games: 1-13 63.9%
 FT % (incl. FT): 3-8 30.0% 3rd half: 3-7 42.9% Games: 1-13 63.9%

Colorado State REB - 34

Colorado State REB - 34		Lamar REB - 22										
Total		3-PT		Rebounds								
#	Player	FG	FTA	FT-FTA	ORB	DRB	TR	A	T	BLK	STL	PTS
1	SAMTEL, Gordon	7	10	9	2	2	3	1	1	0	1	23
2	WILLIAMS, Darnell	6	10	5	3	3	3	1	1	0	2	23
3	DE CARMAN, Jose	7	10	3	2	4	14	18	0	10	7	1
4	OCTELUS, Jan	3	9	2	0	2	4	3	0	0	0	10
5	DE CARMAN, Jose	3	9	1	3	2	0	4	6	1	2	3
6	HOLDT, Marcus	2	4	0	0	2	3	2	1	4	0	1
8	HURST, Carlton	2	6	0	0	0	1	1	4	0	0	0
11	BURNS, Patrick	0	0	0	0	0	0	0	0	0	0	0
12	WILSON, Amos	0	0	0	0	0	0	0	0	0	0	0
13	SMITH, Dwight	2	3	1	2	0	2	1	4	3	0	1
24	COFFEY, David	0	1	1	1	1	1	1	2	0	0	0
Totals		30	66	6	22	32	20	34	46	20	8	0

FG % (incl. FT): 45.2% 3rd half: 49.2% Games: 1-13 62.9% Opposed Substitutes: 2
 FT % (incl. FT): 38.5% 3rd half: 33.3% Games: 1-13 63.9%
 FT % (incl. FT): 3-8 30.0% 3rd half: 3-7 42.9% Games: 1-13 63.9%

Officials: Bob Williams, Brent Wilson, Tim Harlan
 Technical Referee: Tom Izzo, Colorado State Name:
 Attendance: 4765

Score by Quarter		1st	2nd	3rd	4th	Total
Colorado State	16	11	15	11	10	52
Lamar	21	18	7	7	53	
Colorado State	37	31	20	18	96	

Lead by: CS 26-06-07, 09-26-07-17
 Largest lead: CS by 18-06-13, 07-16-13, 18-06-13, 20-06-13
 Score tied: 0 times
 Lead changed: 0 times



Colorado State vs. (21/19) San Diego State
Jan. 1, 2014
Fort Collins, Colo. | Moby Arena

GM 14

Colorado State (21-13, 8-0 MVC)		San Diego State (17-17, 5-12 WAC)										
Total		3-PT		Rebounds								
#	Player	FG	FTA	FT-FTA	ORB	DRB	TR	A	T	BLK	STL	PTS
1	SAMTEL, Gordon	7	10	9	2	2	3	1	1	0	1	23
2	WILLIAMS, Darnell	6	10	5	3	3	3	1	1	0	2	23
3	DE CARMAN, Jose	7	10	3	2	4	14	18	0	10	7	1
4	OCTELUS, Jan	3	9	2	0	2	4	3	0	0	0	10
5	DE CARMAN, Jose	3	9	1	3	2	0	4	6	1	2	3
6	HOLDT, Marcus	2	4	0	0	2	3	2	1	4	0	1
8	HURST, Carlton	2	6	0	0	0	1	1	4	0	0	0
11	BURNS, Patrick	0	0	0	0	0	0	0	0	0	0	0
12	WILSON, Amos	0	0	0	0	0	0	0	0	0	0	0
13	SMITH, Dwight	2	3	1	2	0	2	1	4	3	0	1
24	COFFEY, David	0	1	1	1	1	1	1	2	0	0	0
Totals		30	66	6	22	32	20	34	46	20	8	0

FG % (incl. FT): 45.2% 3rd half: 49.2% Games: 1-13 62.9% Opposed Substitutes: 2
 FT % (incl. FT): 38.5% 3rd half: 33.3% Games: 1-13 63.9%
 FT % (incl. FT): 3-8 30.0% 3rd half: 3-7 42.9% Games: 1-13 63.9%

Colorado State REB - 34

Colorado State REB - 34		San Diego State REB - 28										
Total		3-PT		Rebounds								
#	Player	FG	FTA	FT-FTA	ORB	DRB	TR	A	T	BLK	STL	PTS
1	SAMTEL, Gordon	7	10	9	2	2	3	1	1	0	1	23
2	WILLIAMS, Darnell	6	10	5	3	3	3	1	1	0	2	23
3	DE CARMAN, Jose	7	10	3	2	4	14	18	0	10	7	1
4	OCTELUS, Jan	3	9	2	0	2	4	3	0	0	0	10
5	DE CARMAN, Jose	3	9	1	3	2	0	4	6	1	2	3
6	HOLDT, Marcus	2	4	0	0	2	3	2	1	4	0	1
8	HURST, Carlton	2	6	0	0	0	1	1	4	0	0	0
11	BURNS, Patrick	0	0	0	0	0	0	0	0	0	0	0
12	WILSON, Amos	0	0	0	0	0	0	0	0	0	0	0
13	SMITH, Dwight	2	3	1	2	0	2	1	4	3	0	1
24	COFFEY, David	0	1	1	1	1	1	1	2	0	0	0
Totals		30	66	6	22	32	20	34	46	20	8	0

FG % (incl. FT): 45.2% 3rd half: 49.2% Games: 1-13 62.9% Opposed Substitutes: 2
 FT % (incl. FT): 38.5% 3rd half: 33.3% Games: 1-13 63.9%
 FT % (incl. FT): 3-8 30.0% 3rd half: 3-7 42.9% Games: 1-13 63.9%

Officials: David Hall, Rick Gamrott, Chris Ransner
 Technical Referee: Tom Izzo, Colorado State Name:
 Attendance: 4603

Score by Quarter		1st	2nd	3rd	4th	Total
Colorado State	16	11	15	11	10	52
San Diego State	21	18	7	7	53	
Colorado State	37	31	20	18	96	

Lead by: CS 26-06-07, 09-26-07-17
 Largest lead: CS by 18-06-13, 07-16-13, 18-06-13, 20-06-13
 Score tied: 0 times
 Lead changed: 0 times



Colorado State at (~RV) New Mexico
Jan. 4, 2013
Albuquerque, N.M. | The Pit

GM 15

Colorado State (21-13, 8-0 MVC)		New Mexico (19-19, 8-12 WAC)										
Total		3-PT		Rebounds								
#	Player	FG	FTA	FT-FTA	ORB	DRB	TR	A	T	BLK	STL	PTS
1	SAMTEL, Gordon	7	10	9	2	2	3	1	1	0	1	23
2	WILLIAMS, Darnell	6	10	5	3	3	3	1	1	0	2	23
3	DE CARMAN, Jose	7	10	3	2	4	14	18	0	10	7	1
4	OCTELUS, Jan	3	9	2	0	2	4	3	0	0	0	10
5	DE CARMAN, Jose	3	9	1	3	2	0	4	6	1	2	3
6	HOLDT, Marcus	2	4	0	0	2	3	2	1	4	0	1
8	HURST, Carlton	2	6	0	0	0	1	1	4	0	0	0
11	BURNS, Patrick	0	0	0	0	0	0	0	0	0	0	0
12	WILSON, Amos	0	0	0	0	0	0	0	0	0	0	0
13	SMITH, Dwight	2	3	1	2	0	2	1	4	3	0	1
24	COFFEY, David	1	1	1	1	1	1	1	2	0	0	1
Totals		37	67	8	20	33	27	46	78	7	5	2

FG % (incl. FT): 55.2% 3rd half: 52.4% Games: 20-57 60.9% Opposed Substitutes: 8
 FT % (incl. FT): 3-8 37.5% 3rd half: 3-17 17.6% Games: 20-57 60.9%

New Mexico REB - 33

New Mexico REB - 33		Colorado State REB - 46										
Total		3-PT		Rebounds								
#	Player	FG	FTA	FT-FTA	ORB	DRB	TR	A	T	BLK	STL	PTS
1	BAHSTON, Cameron	8	13	0	0	1	2	3	1	1	2	0
2	KIRK, Alex	0	3	0	0	0	3	3	2	1	0	0
3	GREENWOOD, Hugh	0	5	0	0	1	1	2	1	1	0	0
4	WILLIAMS, Wendell	6	10	2	6	10	2	12	7	2	1	3
5	DELANEY, Deshaun	0	3	0	0	0	3	3	2	1	0	0
6	THOMAS, Cleveland	1	2	0	1	1	2	3	2	1	0	0
8	WAL, Carlton	1	3	0	0	1	1	2	4	0	0	0
13	BARNARD, Nick	1	1	0	0	0	3	3	0	0	0	0
Totals		22	47	5	18	33	27	46	78	7	5	2

FG % (incl. FT): 46.8% 3rd half: 42.3% Games: 20-57 60.9% Opposed Substitutes: 8
 FT % (incl. FT): 2-5 40.0% 3rd half: 1-11 9.1% Games: 21-58 70.0%

Officials: Mark Williams, Tony Bialik, Wilson Skyles
 Technical Referee: Colorado State Name: New Mexico
 Attendance: 12411

Score by Quarter		1st	2nd	3rd	4th	Total
Colorado State	16	11	15	11	10	52
New Mexico	34	31	20	18	96	

Lead by: CS 26-06-07, 09-26-07-17
 Largest lead: CS by 18-06-13, 07-16-13, 18-06-13, 20-06-13
 Score tied: 0 times
 Lead changed: 0 times



Colorado State at San Jose State
Jan. 8, 2014
San Jose, Calif. | The Event Center

GM 16

Colorado State (21-13, 8-0 MVC)		San Jose State (19-19, 8-12 WAC)										
Total		3-PT		Rebounds								
#	Player	FG	FTA	FT-FTA	ORB	DRB	TR	A	T	BLK	STL	PTS
1	SAMTEL, Gordon	7	10	9	2	2	3	1	1	0	1	23
2	WILLIAMS, Darnell	6	10	5	3	3	3	1	1	0	2	23
3	DE CARMAN, Jose	7	10	3	2	4	14	18	0	10	7	1
4	OCTELUS, Jan	3	9	2	0	2	4	3	0	0	0	10
5	DE CARMAN, Jose	3	9	1	3	2	0	4	6	1	2	3
6	HOLDT, Marcus	2	4									



Colorado State vs. Fresno State
Jan. 11, 2014
Fort Collins, Colo. | Moby Arena



Box score for Colorado State vs. Fresno State, Jan 11, 2014. Includes player stats for DDO, WATSON, JOHNSON, etc.

Fresno State: 57 - 69, 3-3 BWS
Totals: 18-52, 8-21, 13-18, 6-21, 27-38, 57, 11, 6, 3, 7, 200
FG %: 40.0%, 33.3%, 44.4%, 36.1%, 36.7%
FT %: 90.0%, 90.0%, 80.0%, 78.2%

Colorado State: 76 - 61, 4-3 BWS
Totals: 25-52, 9-17, 17-23, 11, 32, 40, 15, 7, 6, 3, 200

Box score for Colorado State vs. Utah State, Jan 15, 2014. Includes player stats for SAMUEL, WATSON, BERHARD, etc.

Utah State: 50 - 61, 1-7, 2-3 BWS
Totals: 17-47, 9-21, 17-20, 15, 22, 37, 18, 5, 4, 6, 200
FG %: 37.0%, 30.0%, 40.0%, 36.0%, 37.0%
FT %: 80.0%, 80.0%, 60.0%, 50.0%

Colorado State: 57 - 69, 3-3 BWS
Totals: 25-52, 9-17, 17-23, 11, 32, 40, 15, 7, 6, 3, 200

Game summary: Colorado State 57, Fresno State 69. Score changed 3 times.



Colorado State vs. Utah State
Jan. 15, 2014
Loga, Utah | Dee Glen Smith Spectrum



Box score for Colorado State vs. Utah State, Jan 15, 2014. Includes player stats for SAMUEL, WATSON, BERHARD, etc.

Utah State: 50 - 61, 1-7, 2-3 BWS
Totals: 17-47, 9-21, 17-20, 15, 22, 37, 18, 5, 4, 6, 200
FG %: 37.0%, 30.0%, 40.0%, 36.0%, 37.0%
FT %: 80.0%, 80.0%, 60.0%, 50.0%

Colorado State: 57 - 69, 3-3 BWS
Totals: 25-52, 9-17, 17-23, 11, 32, 40, 15, 7, 6, 3, 200

Box score for Colorado State vs. Utah State, Jan 15, 2014. Includes player stats for SAMUEL, WATSON, BERHARD, etc.

Utah State: 50 - 61, 1-7, 2-3 BWS
Totals: 17-47, 9-21, 17-20, 15, 22, 37, 18, 5, 4, 6, 200
FG %: 37.0%, 30.0%, 40.0%, 36.0%, 37.0%
FT %: 80.0%, 80.0%, 60.0%, 50.0%

Colorado State: 57 - 69, 3-3 BWS
Totals: 25-52, 9-17, 17-23, 11, 32, 40, 15, 7, 6, 3, 200

Game summary: Colorado State 57, Utah State 69. Score changed 3 times.



Colorado State vs. Air Force
Jan. 18, 2014
Fort Collins, Colo. | Moby Arena



Box score for Colorado State vs. Air Force, Jan 18, 2014. Includes player stats for GLESSING, HARRIMON, WILLIAMS, etc.

Air Force: 66 - 90, 9-9, 3-3 BWS
Totals: 26-55, 9-28, 11-14, 5, 28, 30, 23, 6, 6, 11, 4, 200
FG %: 45.5%, 33.3%, 48.2%, 36.1%, 36.7%
FT %: 80.0%, 80.0%, 60.0%, 50.0%

Colorado State: 74 - 61, 1-7, 2-3 BWS
Totals: 23-58, 9-19, 20-32, 1, 27, 30, 19, 1, 6, 3, 6, 200

Box score for Colorado State vs. Air Force, Jan 18, 2014. Includes player stats for GLESSING, HARRIMON, WILLIAMS, etc.

Air Force: 66 - 90, 9-9, 3-3 BWS
Totals: 26-55, 9-28, 11-14, 5, 28, 30, 23, 6, 6, 11, 4, 200
FG %: 45.5%, 33.3%, 48.2%, 36.1%, 36.7%
FT %: 80.0%, 80.0%, 60.0%, 50.0%

Colorado State: 74 - 61, 1-7, 2-3 BWS
Totals: 23-58, 9-19, 20-32, 1, 27, 30, 19, 1, 6, 3, 6, 200

Game summary: Colorado State 74, Air Force 90. Score changed 7 times.



Colorado State vs. (RV) - New Mexico
Jan. 25, 2014
Fort Collins, Colo. | Moby Arena



Box score for Colorado State vs. (RV) - New Mexico, Jan 25, 2014. Includes player stats for SAMUEL, WATSON, BERHARD, etc.

New Mexico: 65 - 63, 4-4, 6-1 BWS
Totals: 23-49, 7-20, 15-18, 3, 32, 36, 26, 6, 4, 1, 2, 200
FG %: 36.0%, 30.0%, 40.0%, 36.0%, 37.0%
FT %: 80.0%, 80.0%, 60.0%, 50.0%

Colorado State: 66 - 63, 1-7, 2-3 BWS
Totals: 23-49, 7-20, 15-18, 3, 32, 36, 26, 6, 4, 1, 2, 200

Box score for Colorado State vs. (RV) - New Mexico, Jan 25, 2014. Includes player stats for SAMUEL, WATSON, BERHARD, etc.

New Mexico: 65 - 63, 4-4, 6-1 BWS
Totals: 23-49, 7-20, 15-18, 3, 32, 36, 26, 6, 4, 1, 2, 200
FG %: 36.0%, 30.0%, 40.0%, 36.0%, 37.0%
FT %: 80.0%, 80.0%, 60.0%, 50.0%

Colorado State: 66 - 63, 1-7, 2-3 BWS
Totals: 23-49, 7-20, 15-18, 3, 32, 36, 26, 6, 4, 1, 2, 200

Game summary: Colorado State 66, (RV) - New Mexico 65. Score changed 7 times.



Colorado State at Nevada
Jan. 29, 2014
Reno, Nev. | Lawlor Events Center



Colorado State @ 27		Total					3-PT					Rebounds							
#	Player	FG	FGA	FT	FTA	ORB	DRB	TR	A	T	BLK	STL	PF	TS	A	T	BLK	STL	PTS
33	SAMITL, Gordon	1	2-3	0-0	0-0	2	3	5	4	0	1	1	0	0	1	1	0	0	2
11	AVILA, J.L.	1	3-14	0-1	1-1	3	4	7	12	1	3	0	2	0	1	0	0	2	3
02	BERNARD, Darnell	0	6-18	2-10	3-7	4	6	10	17	0	4	2	1	1	0	0	0	0	3
00	OCTERUS, Jan	0	4-11	1-2	1-2	1	5	6	11	0	1	0	0	0	0	0	0	0	0
30	DE CARMAN, Joe	0	3-6	0-0	0-0	1	5	6	11	1	1	1	1	0	0	0	0	0	0
01	HOLT, Marcus	1	2-0	0-0	0-0	0	0	0	0	0	0	0	1	0	0	0	0	0	0
31	HURST, Carlisan	0	0-0	0-0	1-2	0	1	1	3	0	0	0	0	0	0	0	0	0	0
21	SMITH, Dwight	0	0-0	0-0	0-0	0	0	0	0	0	0	0	0	0	0	0	0	0	0
34	COFFIN, David	1	3-3	0-2	0-0	1	0	1	2	0	2	0	0	0	0	0	0	0	4
	Totals		22-68	3-18	20-25	15	23	38	74	6	16	5	6	0	0	0	0	0	20

FG % (CS): 31.8% 2nd half: 12.3% 38.6% Games: 21-57 36.7% Opposed: 4
 3PT % (CS): 15.0% 20.0% 2nd half: 2.3% 11.4% Games: 1-18 5.6%
 FT % (CS): 3-3 100.0 2nd half: 13-20 65.0% Games: 20-23 87.0%

Nevada @ 26		Total					3-PT					Rebounds							
#	Player	FG	FGA	FT	FTA	ORB	DRB	TR	A	T	BLK	STL	PF	TS	A	T	BLK	STL	PTS
00	WEST, AJ	1	3-7	0-0	0-0	2	6	8	12	1	4	4	0	0	0	0	0	0	2
11	WAIN, Dale	1	6-11	0-1	1-1	0	3	3	4	1	0	1	1	0	0	0	0	0	3
01	FURUS, Barry, Jr.	0	6-13	3-6	1-1	0	4	4	18	1	1	0	2	0	0	0	0	0	3
31	PEREZ, Michael	0	1-7	0-3	1-4	0	3	3	5	0	2	0	0	0	0	0	0	0	0
10	BERZON, Darnell	0	5-11	2-2	0-0	1	0	1	7	2	4	1	1	0	0	0	0	0	0
00	COLEMAN, Marquese	2-3	1-1	1-1	0-0	0	0	0	2	7	0	0	0	0	0	0	0	0	11
01	FRANKE, B.J.	2-4	6-1	0-0	0-0	0	1	1	4	6	0	0	0	0	0	0	0	0	10
31	FALL, Jon	0-0	0-0	0-0	2-2	1	0	1	2	0	0	0	0	0	0	0	0	0	0
00	SMITH, Lucas	0-0	0-0	0-0	0-0	0	0	0	0	0	0	0	0	0	0	0	0	0	0
	Totals		23-62	9-17	20-25	11	24	35	74	12	16	6	6	0	0	0	0	0	20

FG % (NV): 37.1% 2nd half: 25.3% 37.1% Games: 23-57 40.3% Opposed: 4
 3PT % (NV): 14.3% 14.3% 2nd half: 9-23 39.1% Games: 20-23 87.0%
 FT % (NV): 3-3 100.0 2nd half: 13-20 65.0% Games: 20-23 87.0%

Officials: Bob Stauffer, Chris Rosenberg, Jimmy Gove
 Technical: Andre Kowala, Steve Pinner, Ricardo Torres, Anderson, AJR

Score by periods	1st	2nd	3rd	4th
Colorado State	28	29	42	21
Nevada	31	43	26	20

LAST-OR: CS @ 20:15.0, NV @ 20:15.0
 Largest lead: CS by 1 at 08:28, NV by 2 at 08:28.



Colorado State vs. UNLV
Feb. 5, 2014
Fort Collins, Colo. | Moby Arena



UNLV @ 27		Total					3-PT					Rebounds							
#	Player	FG	FGA	FT	FTA	ORB	DRB	TR	A	T	BLK	STL	PF	TS	A	T	BLK	STL	PTS
01	SMITH, Razaan	1	1-5	0-0	1-5	3	0	3	0	1	1	0	1	2	0	0	0	0	2
01	BRECH, Ahmad	1	6-11	0-0	1-5	0	4	4	13	0	0	0	0	0	0	0	0	0	3
00	OLKHAISE, Kevin	0	1-6	0-3	0-0	0	1	1	7	1	2	0	1	1	0	0	0	0	0
01	BERNARD, Darnell	0	2-7	1-2	0-2	1	1	2	3	0	3	0	0	0	0	0	0	0	2
00	SMITH, Davell	0	5-13	3-8	0-0	0	1	1	12	2	2	0	0	1	0	0	0	0	24
00	WOGD, Christian	1-3	0-1	0-0	0-0	1	2	3	4	0	0	0	0	0	0	0	0	0	12
30	COOK, Dequan	0	3-8	1-3	0-0	0	1	1	7	2	4	0	0	0	0	0	0	0	3
01	LOPEZ-SOLIS, Carlos	1-1	0-0	0-0	1	1	2	3	3	0	0	0	0	1	0	0	0	0	12
00	SMITH, Kamal	1-2	0-0	0-0	1	1	2	3	2	0	2	0	0	0	0	0	0	0	8
11	BERNARD, John	0-0	0-0	0-0	0-0	0	0	0	0	0	0	0	0	0	0	0	0	0	0
20	MURRAY, Dwyane	1-1	0-0	0-0	1	2	3	5	2	0	0	0	0	0	0	0	0	0	3
	Totals		21-59	7-22	8-17	17	19	36	29	5	12	0	2	3	0	0	0	0	30

FG % (UNLV): 35.6% 2nd half: 18-29 62.1% Games: 21-57 36.7% Opposed: 4
 3PT % (UNLV): 4-11 36.4% 2nd half: 3-8 37.5% Games: 18-26 69.2%

Officials: Eric Clark, Billy Self, Don Christian
 Technical: Andre Kowala, Steve Pinner, Ricardo Torres, Anderson, AJR

Score by periods	1st	2nd	3rd	4th
Colorado State	34	22	52	27
UNLV	31	21	25	23

LAST-OR: UNLV @ 08:00, CS @ 08:00
 Largest lead: UNLV by 1 at 08:00, CS by 2 at 08:00.



Colorado State at (5/5) San Diego State
Feb. 1, 2014
San Diego, Calif. | Viejas Arena



Colorado State @ 26		Total					3-PT					Rebounds							
#	Player	FG	FGA	FT	FTA	ORB	DRB	TR	A	T	BLK	STL	PF	TS	A	T	BLK	STL	PTS
33	SAMITL, Gordon	1	4-5	0-0	0-0	3	1	4	7	2	0	1	0	0	0	0	0	0	2
11	AVILA, J.L.	1	6-9	1-3	1-3	0	13	13	24	2	0	0	0	0	0	0	0	0	3
02	BERNARD, Darnell	0	0-1	0-0	0-0	0	1	1	0	0	0	0	0	0	0	0	0	0	0
00	OCTERUS, Jan	0	7-15	1-2	1-2	1	2	3	4	0	1	0	0	0	0	0	0	0	3
30	DE CARMAN, Joe	0	2-7	1-4	0-0	0	3	3	5	2	2	1	0	0	0	0	0	0	2
01	HOLT, Marcus	0-2	0-0	0-0	0-0	0	0	0	0	0	0	0	0	0	0	0	0	0	0
31	HURST, Carlisan	3-5	0-0	2-4	0-0	0	2	2	1	0	0	0	0	0	0	0	0	0	10
21	SMITH, Dwight	0-1	0-1	0-0	0-0	0	0	0	0	0	0	0	0	0	0	0	0	0	0
34	COFFIN, David	1-4	0-2	0-0	0-0	0	0	0	0	0	0	0	0	0	0	0	0	0	3
	Totals		21-58	7-24	12-18	15	31	46	23	54	6	16	6	0	0	0	0	0	20

FG % (CS): 36.2% 2nd half: 15-22 68.2% Games: 21-57 36.7% Opposed: 4
 3PT % (CS): 0-0 0.0% 2nd half: 3-8 37.5% Games: 3-14 21.4%

Officials: Tommy Harris, Tony Patton, Jim Umphries
 Technical: Andre Kowala, Steve Pinner, Ricardo Torres, Anderson, AJR

Score by periods	1st	2nd	3rd	4th
San Diego State @ 25	18	13	15	16
Colorado State	26	35	56	26

LAST-OR: CS @ 18:00, SD @ 18:00
 Largest lead: CS by 1 at 08:00, SD by 2 at 08:00.

San Diego State @ 25		Total					3-PT					Rebounds							
#	Player	FG	FGA	FT	FTA	ORB	DRB	TR	A	T	BLK	STL	PF	TS	A	T	BLK	STL	PTS
00	SIMPSON, Ryan	1	1-9	0-0	1-2	2	7	9	2	7	2	0	1	1	0	0	0	0	1
11	BERNARD, Darnell	0	2-9	0-0	0-0	0	1	1	0	0	0	0	0	0	0	0	0	0	0
30	O'BRIEN, JJ	0	0-2	0-0	0-0	0	2	2	0	0	0	0	0	0	0	0	0	0	0
01	THAMES, Xavier	0	5-17	0-5	12-12	0	7	7	3	24	0	0	0	0	0	0	0	0	0
00	BERNARD, Darnell	0	1-1	0-0	0-0	0	1	1	2	0	0	0	0	0	0	0	0	0	0
01	ALLEN, DeAndre	3-5	0-0	0-0	0-0	0	0	0	0	0	0	0	0	0	0	0	0	0	11
00	McINTYRE, Dewayne	0-0	0-0	0-0	0-0	0	0	0	0	0	0	0	0	0	0	0	0	0	0
01	MILLINGS, Stephen	0-1	0-0	0-0	0-0	0	0	0	0	0	0	0	0	0	0	0	0	0	0
01	BERNARD, Darnell	1-1	0-0	1-0	1-0	1	1	2	0	0	0	0	0	0	0	0	0	0	2
40	SHUGRILEY, Matt	1-4	0-2	1-2	0-0	1	1	2	3	1	0	1	0	0	0	0	0	0	16
	Totals		23-68	9-20	23-23	11	29	40	18	90	3	9	4	0	0	0	0	0	20

FG % (SD): 33.8% 2nd half: 16-27 59.3% Games: 21-57 36.7% Opposed: 4
 3PT % (SD): 0-0 0.0% 2nd half: 3-8 37.5% Games: 3-14 21.4%

Officials: Tommy Harris, Tony Patton, Jim Umphries
 Technical: Andre Kowala, Steve Pinner, Ricardo Torres, Anderson, AJR

Score by periods	1st	2nd	3rd	4th
Colorado State	26	35	56	26
San Diego State	18	13	15	



Colorado State vs. Utah State
Feb. 11, 2014
Fort Collins, Colo. | Moby Arena



Utah State: 73 - 15-3, 3-7 PWR. Box score table with columns for Player, FG, 3PT, FT, REB, STL, BLK, PF, TO, A, TO, BLK, MIN.

Total: 26-40 7-25 36-17 10 32 40 22 7 14 14 0 1 200
FG % (act/att): 31.25 44.0% 2nd half: 12-24 30.2% Games: 26-40 65.0%
3PT % (act/att): 9.9 35.6% 2nd half: 2-6 33.3% Games: 7-15 46.7%
FT % (act/att): 2.2 18.8% 2nd half: 14-15 90.2% Games: 16-17 94.1%

Colorado State: 62 - 15-11, 5-7 PWR. Box score table with columns for Player, FG, 3PT, FT, REB, STL, BLK, PF, TO, A, TO, BLK, MIN.

Total: 26-40 7-25 36-17 10 32 40 22 7 14 14 0 1 200
FG % (act/att): 31.25 44.0% 2nd half: 12-24 30.2% Games: 26-40 65.0%
3PT % (act/att): 9.9 35.6% 2nd half: 2-6 33.3% Games: 7-15 46.7%
FT % (act/att): 2.2 18.8% 2nd half: 14-15 90.2% Games: 16-17 94.1%

Officials: Larry Spaulding, Chris Kautzner, Steve Means
Technical fouls: Utah State None, Colorado State None.
Attendance: 3983

Score by quarter: 1st 2nd 3rd 4th Total. Utah State: 15 12 17 17 61. Colorado State: 11 17 17 17 62.

Last 70 - 68 2nd-OT, 65 3rd-OT, 62 4th-OT. Largest lead - 10 by CS at 14:32, CS 48, UT 38.



Colorado State at Fresno State
Feb. 15, 2014
Fresno, Calif. | Save Mart Center



Colorado State: 66 - 14-12, 5-6 PWR. Box score table with columns for Player, FG, 3PT, FT, REB, STL, BLK, PF, TO, A, TO, BLK, MIN.

Total: 22-53 7-38 15-24 11 25 38 18 9 13 3 21 200
FG % (act/att): 32.3 35.1% 2nd half: 12-28 42.9% Games: 22-53 41.0%
3PT % (act/att): 4.6 20.0% 2nd half: 1-4 25.0% Games: 7-18 38.9%
FT % (act/att): 3.4 20.0% 2nd half: 14-20 70.0% Games: 15-24 62.5%

Fresno State: 75 - 13-13, 6-7 PWR. Box score table with columns for Player, FG, 3PT, FT, REB, STL, BLK, PF, TO, A, TO, BLK, MIN.

Total: 26-51 6-30 17-23 14 26 30 19 13 6 3 21 200
FG % (act/att): 14.7 33.0% 2nd half: 12-23 52.2% Games: 26-51 51.0%
3PT % (act/att): 3.7 22.0% 2nd half: 3-11 27.3% Games: 5-16 31.3%
FT % (act/att): 6.6 70.0% 2nd half: 11-12 91.7% Games: 17-22 77.3%

Officials: Corey McElroy, Ryan McElroy, Ryan Holman
Technical fouls: Colorado State None, Fresno State None.
Attendance: 4763

Score by quarter: 1st 2nd 3rd 4th Total. Fresno State: 18 17 25. Colorado State: 15 17 25.

Last 70 - 62 3rd-OT, 66 4th-OT. Largest lead - 20 by FS at 10:15, FS 18, CS 0.



Colorado State vs. Boise State
Feb. 18, 2014
Fort Collins, Colo. | Moby Arena



Boise State: 64 - 17-9, 7-6 PWR. Box score table with columns for Player, FG, 3PT, FT, REB, STL, BLK, PF, TO, A, TO, BLK, MIN.

Total: 29-53 13-22 13-13 9 21 30 14 8 11 3 6 200
FG % (act/att): 18.24 42.0% 2nd half: 14-29 48.3% Games: 29-53 54.7%
3PT % (act/att): 9-13 69.2% 2nd half: 3-6 50.0% Games: 18-27 66.7%
FT % (act/att): 3.5 18.8% 2nd half: 3-6 50.0% Games: 13-13 100.0%

Colorado State: 72 - 14-13, 5-9 PWR. Box score table with columns for Player, FG, 3PT, FT, REB, STL, BLK, PF, TO, A, TO, BLK, MIN.

Total: 29-53 13-22 13-13 9 21 30 14 8 11 3 6 200
FG % (act/att): 18.24 42.0% 2nd half: 14-29 48.3% Games: 29-53 54.7%
3PT % (act/att): 9-13 69.2% 2nd half: 3-6 50.0% Games: 18-27 66.7%
FT % (act/att): 3.5 18.8% 2nd half: 3-6 50.0% Games: 13-13 100.0%

Officials: Mike Reed, Kelly Bell, Mike Mosinger
Technical fouls: Boise State None, Colorado State None.
Attendance: 3208

Score by quarter: 1st 2nd 3rd 4th Total. Boise State: 11 15 18 20 64. Colorado State: 13 16 22 21 72.

Last 70 - 68 2nd-OT, 65 3rd-OT, 62 4th-OT. Largest lead - 80 by CS 2nd-OT, CS 61, BS 53.



Colorado State vs. Wyoming
Feb. 22, 2014
Fort Collins, Colo. | Moby Arena



Wyoming: 67 - 17-16, 6-6 PWR. Box score table with columns for Player, FG, 3PT, FT, REB, STL, BLK, PF, TO, A, TO, BLK, MIN.

Total: 21-42 10-17 15-22 2 19 21 18 6 8 15 8 4 21 200
FG % (act/att): 32.3 47.6% 2nd half: 12-23 52.2% Games: 21-42 50.0%
3PT % (act/att): 4.7 33.3% 2nd half: 2-8 25.0% Games: 10-17 58.8%
FT % (act/att): 3.2 25.0% 2nd half: 6-8 75.0% Games: 10-12 83.3%

Colorado State: 63 - 15-13, 6-9 PWR. Box score table with columns for Player, FG, 3PT, FT, REB, STL, BLK, PF, TO, A, TO, BLK, MIN.

Total: 20-39 7-13 13-20 13 29 33 22 8 20 3 3 200
FG % (act/att): 13.8 33.0% 2nd half: 12-29 41.4% Games: 20-39 51.0%
3PT % (act/att): 2.6 22.0% 2nd half: 3-8 37.5% Games: 7-13 53.8%
FT % (act/att): 3.4 30.0% 2nd half: 12-14 85.7% Games: 13-20 65.0%

Officials: Steven Long, Gregory Means, Winson Stone
Technical fouls: Wyoming None, Colorado State None.
Attendance: 4589

Score by quarter: 1st 2nd 3rd 4th Total. Wyoming: 11 16 22 18. Colorado State: 11 16 22 14.

Last 70 - 67 2nd-OT, 63 3rd-OT, 60 4th-OT. Largest lead - 14 by CS at 12:15, CS 14, WY 0.



Colorado State at UNLV Feb. 26, 2014 Las Vegas, Nev. | Thomas & Mack Center



Box score for Colorado State vs UNLV. Includes player stats (points, rebounds, assists) and team totals.

Box score for UNLV vs Colorado State. Includes player stats (points, rebounds, assists) and team totals.

Officials: David Holt, John Higgins, Isaac Kinnel... Technical fouls: Colorado State: none; UNLV: none.



Colorado State vs. San José State March 5, 2014 Fort Collins, Colo. | Mobay Arena



Box score for Colorado State vs San José State. Includes player stats (points, rebounds, assists) and team totals.

Box score for San José State vs Colorado State. Includes player stats (points, rebounds, assists) and team totals.

Officials: Tony Pollock, Steve Wainwright, Chris Swartz... Technical fouls: Colorado State: none; San José State: none.



Colorado State at Wyoming March 8, 2014 Laramie, Wyo. | Arena-Auditorium



Box score for Colorado State vs Wyoming. Includes player stats (points, rebounds, assists) and team totals.

Box score for Wyoming vs Colorado State. Includes player stats (points, rebounds, assists) and team totals.

Officials: Eric Clardy, Martin Giza, Dale Reinken... Technical fouls: Colorado State: none; Wyoming: none.



Colorado State vs. Utah State March 12, 2014 Las Vegas, Nev. | Thomas & Mack Center



Box score for Colorado State vs Utah State. Includes player stats (points, rebounds, assists) and team totals.

Box score for Utah State vs Colorado State. Includes player stats (points, rebounds, assists) and team totals.

Officials: Randy McCall, Mike Stappeler, K.C. Ellis... Technical fouls: Colorado State: none; Utah State: none.



MOUNTAIN WEST



AIR FORCE



BOISE STATE



COLORADO STATE



FRESNO STATE



NEVADA



NEW MEXICO



SAN DIEGO STATE



SAN JOSE STATE



UMLV



UTAH STATE



WYOMING

TheMW.com



MountainWestConference



@MountainWest



MountainWestConf



History and Tradition



**Lonnie Wright**

Colorado State Rich in Tradition

Rams basketball history can be traced from A to Z: Donald Abbot to Robert Zimdahl. From Boyd Grant, the only player in school history to later serve as the Rams' head coach, to Lonnie Wright, an all-star guard for the Rams in the 1960s who competed for a spot on the Olympic Team.

Wright was the first athlete in history to compete in professional football (Denver Broncos, AFL) and professional basketball (Denver Rockets, ABA) simultaneously.

Then there is the legend of Bill Green, the school's first basketball All-American, who concluded his playing career in 1963 and was a first-round draft choice by the Boston Celtics. Green, who despised air travel, passed on a pro career to instead chase his educational dreams. He earned a master's degree, then a doctorate and was a decorated teacher and administrator.

Until his death in 1994, Green was regarded as one of the nation's foremost educators in his position at a middle school in The Bronx, N.Y.

In The Beginning...

Any and all discussions involving Rams basketball history begin with legendary coach Jim Williams.

For 26 seasons, Williams roamed the sidelines at Colorado State. Depending on the need and the case, Williams coddled, coerced, shoved, pushed, forced and massaged the school's basketball program into one of the finest in the nation.

Williams was an innovator, a basketball devotee, when he arrived in Fort Collins in time for the 1954-55 season. Williams followed Bill Strannigan, who left for Iowa State after having guided Colorado State to its first-ever NCAA berth in 1954.

Williams had finished a hitch in the military when he moved to Ephraim, Utah, as a football and basketball coach. He stayed there until coming over the Rockies to take control of Colorado State's program.

One of the players who joined him in Fort Collins was a slender, talented scoring guard named Boyd Grant. After helping the Rams succeed as a player, Grant stayed on as an assistant to Williams for several years.

Grant returned as head coach in 1988 to lead the Rams to a third-place NIT finish and back-to-back conference championships and NCAA appearances.

In 26 seasons, Williams put the program on college basketball's map. The Rams won 352 games and played in the NCAA tournament four times and the NIT twice. Williams' teams played 635 games under his watch - almost 30 percent of the school's total entering the 2009-10 season.


In 1969, he guided Colorado State to the final eight of the NCAA tournament. Following a first-round victory over Dayton, the Rams defeated in-state rival Colorado, 64-56, in the regional semifinals in Manhattan, Kan. Two days later, the team narrowly missed a chance to make the school's first-ever Final Four trip, losing to Drake, 84-77.

During his career, Williams guided Colorado State to four NCAA and two NIT appearances, including the glorious '69 season. He won more games, 352, than any college basketball coach at any level in state history.

Williams' career at Colorado State wasn't simply about wins and losses. It was about building a program, as he served as athletic director when the school began construction of Hughes Stadium and Moby Arena.

Names like Chuck Newcomb, Stan Albert, Mike Childress, Gary Rhoades, Rudy Carey, Eddie Hughes, Tim Hall, Rick Fisher, Cliff Shegogg, and the Kerr twins, Lloyd and Floyd, all bring to mind the many who etched their names among the prominent figures in Rams history.

Let it be noted that Williams stood toe-to-toe with UCLA's blossoming basketball program and its coach, John Wooden. Colorado State attracted national attention with the challenging schedules Williams put before his team, including annual dates with UCLA.

**Jim Williams**



Grant Makes A Return...

For 35 years, Boyd Grant's heart had been in Fort Collins.

Grant followed his heart back to Fort Collins in 1988 to rejuvenate the Rams' basketball fortunes.

He wasted little time in restoring the pride, tradition, and excellence that had existed during his previous time with the program.

Grant in 1988 guided the Rams to 23 wins and a third-place finish in the NIT. It was the first time in two decades that Colorado State had been involved in postseason competition.

The Rams simply didn't finish the season with 23 victories. Grant and the Rams brought the madness back to Moby.


Once invited to the NIT, the Rams played three home games before overflow crowds in Moby Arena and then traveled to New York City and Madison Square Garden for the semifinals. Following a last-second loss to Ohio State in the semifinals, the Rams defeated Boston College, finishing with a 22-13 record.

In 1989, Grant and the Rams, behind the play of all-star forward Pat Durham and shooting ace Joel Tribelhorn, won a school-record 11 consecutive games and, in the process, Colorado State's first-ever WAC title.


A week later, the journey continued when the Rams routed Florida of the SEC, 68-48, in the first round of the NCAA tournament before losing to Syracuse, a squad featuring five future NBA players in the starting lineup. The Rams finished with a 23-10 record, setting a record for most wins in a season in school history.

Grant and the Rams weren't finished. Their encore included another WAC title in 1990 and a trip to the NCAA tournament. Alabama defeated the Rams in the first round, but not before Colorado State had enjoyed a third consecutive 20-win season with a 21-9 final record.

Grant won 81 games in four seasons, averaging more than 20 victories per season in returning Colorado State's program to elite status.



Bill Green



Boyd Grant and Dean Smith

He was followed along the sidelines by Stew Morrill, who in seven seasons won 20 games twice and guided Colorado State to a pair of NIT appearances. Morrill and his staff helped continue the resurgence of Colorado State's program that began with Grant's return to Moby Arena.

Back to the Future...

Dale Layer took over the Colorado State program in 2001, intent on nurturing growth and respecting the history that has embodied the program for a century.

Layer was no stranger to Colorado State's program, having spent two seasons as an assistant during a time the Rams won 37 games - 24 in Moby Arena - and achieved an NIT final eight berth.

In 1999, Colorado State shocked the basketball world by winning 19 games with a team returning only two seniors and one starter. The Rams advanced to the final eight of the NIT behind the play of senior leaders Milt Palacio and Andre McKanstry. Palacio turned in his Colorado State jersey for a career in the NBA.

The Rams, in the postseason for the second year in a row and fourth time in a decade, dispatched Mississippi State, 69-56, to advance to the second round.

Colorado State faced in-state rival Colorado before a capacity crowd in Moby Arena. Shaking off a double-digit first-half deficit, the Rams moved to the final eight of the tournament with a convincing 86-76 victory in one of the most emotional games in school history. The rivals, separated by only 50 miles, met in the postseason for the first time since the 1969 classic in the NCAA tournament.

A year later, the Rams won 18 games led by the stalwart play of Cedric Goodwyn. He was the only player in the Mountain West Conference to score in double figures every game, and like Palacio, was destined for a professional career. Twice during the season the Rams defeated nationally ranked teams, including UCLA and Utah, and at one point had a streak of 11 consecutive victories over Front Range rivals.



Jason Smith

In 2003 the Rams claimed their first conference title in 13 years. Brian Greene hit a running jumper against UNLV with only seconds remaining to take a one-point lead over the Rebels and earn a trip to the NCAA tournament.

In 2006 Jason Smith was named as Colorado State's first ever all-Mountain West Conference first-team selection.

The Rams won 17 games and Smith earned all-Mountain West first-team honors for the second consecutive season in 2006-07. Smith was chosen by the Miami Heat with the 20th overall pick in the 2007 NBA Draft.

Miles Ahead...

The Tim Miles era began with a major rebuilding project but finished with a flourish, as the Rams stormed to three consecutive postseason appearances in Miles' final three years at the helm of the program.

The Rams improved their victory total in each season under Miles, beginning with seven wins in 2007-08 and nine wins 2008-09 before breaking through with a 16-16 campaign that landed the Rams in the 2010 College Basketball Invitational, the program's first postseason run since the 2003 NCAA tournament. Colorado State answered the call once again in 2010-11, recording 19 victories and earning a berth in the 2011 National Invitation tournament.

By year five, the team had improved drastically, eclipsing the 20-win mark for the first time since 1997-98, earning an at-large bid to the NCAA tournament as an 11 seed. The Rams notched three victories over top-25 programs, a CSU record, during the 2011-12 season. The Rams posted high-profile victories over No. 13/12 San Diego State, No. 18/21 New Mexico and No. 17/17 UNLV impressing the NCAA tournament committee, and launching the Rams back into the national postseason tournament for the first time in nine seasons.

A Bold New Era...

Under the Bold New Era, led by Director of Athletics Jack Graham, a deep-rooted commitment to CSU Athletics brought veteran head coach Larry Eustachy, a two-time national coach of the year, to Fort Collins.

With Eustachy at the helm, the Rams returned to the NCAA tournament for the second consecutive season in his first year, 2012-13, leading the Rams to a program-record 20-6 mark that included a second-place finish in the Mountain West.

During the season the Rams cracked the Associate Press Top-25 for the first time since 1954 as Eustachy guided the Rams to an eight-seed in NCAA Tournament. CSU captured a second-round victory over the ninth-seeded Missouri Tigers before falling to the eventual national champions, the Louisville Cardinals, capping a record-breaking season in spectacular fashion in the team's second consecutive NCAA tournament, and fourth-consecutive postseason appearance overall.



Dorian Green



A	
Abbott, Donald W.....	1962
Adams, Melvin.....	1936
Aguilar, Ronnie.....	2008
Aicher, Edward.....	1906-07
Aicher, Lou.....	1907
Albert, Stanley G.....	1956-58
Alford, "Sparks".....	1913-14
Allen, Ben.....	1946, 49-50
Allen, Jim.....	1975-76-77
Allen, Milton W.....	1917
Allred, Douglas V.....	1961-64
Anderson, Andy.....	1989-90
Anderson, George.....	1923
Anderson, Glendon.....	1948-51
Anderson, Tobe.....	1956-58
Anderson, Waymon.....	1956
Andrews, Emmett.....	1938-39
Andrews, Phillip.....	1948-49
Annese, Mike.....	2009-10
Anzures, Fred.....	1974-77
Ash, Jeffrey.....	1966-69
Atencio, John.....	1969
Atkins, Jay W.....	1915
Atkinson, Aaron.....	1991-92-93
Aurand, H. A.....	1906
Avila, J.J.....	2014-Present
Ayres, Gordon.....	1934
B	
Ba, Mame Bocar.....	2009-10
Bacon, --.....	1923
Bailey, Barry.....	1985-88
Baker, Dennis A.....	1965
Baker, Herbert.....	1933-34
Baker, John.....	1923
Ball, Nick.....	2004-05
Ball, Paul.....	1971-73
Ball, W.E.....	1928-31
Ball, Walter.....	1923-25
Balmer, Young R.....	1903
Barnes, Randall T.....	1968-71
Barnett, Matt.....	1995-96-97
Barrows, George.....	1928-31
Barrows, Jack.....	1934
Barry, Frank C.....	1922
Barton, Richard.....	1921-24
Bartran, William D.....	1951, 54-55
Bauer, Alan J.....	1965
Baum, Brent.....	1972-73
Beck, Myrl.....	1919
Beckley, James.....	1949
Beckman, Steven C.....	1964
Bejarano, Daniel.....	2013-Present
Bell, Virgil.....	1939
Bell, Will.....	2011-12
Benedict, Walter, J.....	1964
Benn, Todd.....	1982-85
Benson, Scott.....	1997
Bergman, Walter F.....	1951-54
Betz, Robert W.....	1951-54
Bever, Gary.....	1965
Bevka, John.....	1943, 46-48
Bice, Eugene.....	1907-08
Binder, Richard.....	1940-43
Binkley, A.M.....	1921-22
Birley, Andy.....	2000-01-02-03
Blackmon, Clarence.....	1963
Blake, Pershing.....	1937-40
Bland, Michael.....	1979-82
Blanton, Horace (Sonny).....	1956-59
Blessman, Lyle.....	1957-58
Bloomfield, Jack.....	1905
Boatner, Dwight.....	2004
Bonds, Keith.....	1992-93
Booker, Britt.....	1997
Boom, Fred L.....	1955
Borfitz, Jack.....	1958-59
Bouldin, Ronald.....	1974-76
Bouton, Garrett.....	1938-39
Brandon, Alton.....	1976-77-78
Brannamon, Bo.....	1912
Bresnahan, Charles.....	1918-20
Briggs, Joe.....	1945
Brill, Joe.....	1911-12
Broadhurst, Kenneth.....	1958
Bromley, Kevin.....	1981-82
Brookshire, Robert.....	1954
Brown, L. Vern.....	1967-68, 70
Brown, Matt.....	2001-02
Brown, --.....	1917
Brown, Robert L.....	1961
Brown, Ryan.....	2006
Brown, Stephen J.....	1960
Bryant, Jack.....	1953-56
Buffington, Gary.....	1970
Bunger, Alfred.....	1923
Burke, Darian.....	2002-03
Burke, Joe.....	1907
Burman, Milton.....	1927
Busch, Travis.....	2010
Bustion, Sonny.....	1963-66
Butz, Homer.....	1945
C	
Cable, James.....	1936-37
Calcaterra, Chad.....	2012
Caldwell, R.....	1923, 25-27
Campbell, Malcolm.....	1956
Campbell, Sam.....	1933-35
Carey, Rudy.....	1971-74
Carlson, Lawrence.....	1927
Carlson, Rodney E.....	1970
Carr, Jesse.....	2009, 2011-13
Carruthers, Morris G.....	1965
Cash, L. Lorenzo.....	1975-76
Cates, Robert G.....	1954
Caton, Robert L.....	1968-71
Cavanaugh, Richard.....	1939-40
Caylor, Ronald N.....	1952-54
Chase, A. E.....	1908
Chavis, Darien.....	2003
Cheeley, Ned.....	1908
Childress, Michael L.....	1970-71
Childs, John.....	1916
Chilton, Ryan.....	1995-97
Christensen, Bert H.....	1955-58
Christiansen, Bryan.....	1996-97
Chung, Norman.....	1969
Clark, C.J.....	2006
Clark, Ronnie.....	2002-04
Clay, Roy.....	1939-40
Clayman, Flynn.....	2008-09
Codd, Timothy.....	1976
Cohen, David.....	2008
Cohn, David.....	2014
Collins, Harold.....	1923
Collins, James.....	1931
Conger, Kraig.....	1993-94
Converse, Charles.....	1910-11
Cook, Douglas.....	1972-76
Corser, Elbert.....	1939
Crawford, Damon.....	1991-92-93-94
Creason, Stuart.....	2005-08

Cribari, Stephen.....	1973-74
Crider, Robert J.....	1978
Cunningham, Alan.....	1977-78
Cunningham, --.....	1903

D	
Dalbey, Rolland.....	1947-48
Damke, Kenyth.....	1932-35
Damman, Julian.....	1933
Danforth, Ben.....	1935
Davis, Glen.....	1927-29
Davis, Michael D.....	1966-69
Davis, Ralph.....	1931
Davis, Theodore R.....	1956-58
Day, Albert.....	1928-31
Day, Milo.....	1910-12
De Ciman, Joe.....	2013-Present
Deason, Robert.....	1938-39
DeLavallade, Mick.....	1982-85
Denham, David.....	1974
Denson, Tim.....	2007
Dent, Lewis.....	1941-43
Devine, Jack.....	1924
Dick, Horace.....	1913-15
Dickinson, --.....	1924
Dimmitt, --.....	1912-14
Divilbliss, Edward.....	1912-14
Dobler, Donald.....	1947-50
Doherty, Ben.....	1969
Doke, Horace.....	1913-15
Donnelly, William.....	1957-59
Doleshaw, Davis.....	1942-43
Dotson, Harry L. (Hap).....	1916-17, 20
Doyle, James.....	1937-38
Duchels, Fred A.....	1958-60
Dudley, John.....	1983-86
Dunn, Arin.....	2009-10
Durham, Pat.....	1986-89

E	
Eastlack, Leon C.....	1939-42
Edwards, Alonzo.....	1912
Edwards, --.....	1906
Edwards, Willard.....	1970-71
Eikmeier, Wes.....	2011-2013
Ellis, Harry W. (Bill).....	1961-64
Ellis, John.....	1980
Ellis, Smith.....	1959
Erlher, --.....	1906
Estey, Harold.....	1940-41
Ethridge, Brian N.....	1963
Evans, David.....	1995-96

F	
Farnsworth, --.....	1905
Ferguson, Irvine.....	1940-43
Fines, Richard H.....	1964-67
Firth, David.....	1940
Fisher, David.....	1999-2000-01
Fisher, Richard B.....	1971
Fitsimmons, --.....	1922
Folsom, George.....	1923-24
Folsom, Joe.....	1949
Ford, John.....	1997-98-99-2000
Forman, Allison.....	1933-34
Foster, Dennis R.....	1962-65
Fox, Carroll W.....	1940-43
Frank, John.....	1930
Franklin, Travis.....	2009-2011
French, Jack.....	1933, 36-37
French, Jasper.....	1936-39
French, John S.....	1941-42

**ALL-TIME LETTERWINNERS**

Frieauf, Eric.....1988-89-90
 Frye, Richard D.....1976

G

Gardner, Willis.....2008-09
 Garfield, Merle.....1946
 Garfield, Wilbur.....1943-47
 Gausman, Claude.....1936-37
 Gausman, Clyde.....1937-38
 Gausman, Glen.....1936-39
 Gettman, Alan R.....1965, 67-68
 Gilbert, Bill M.....1938-39
 Gillen, John A.....1957-60
 Gillling, Stephan.....2006-07
 Giocomo, David.....1972-74
 Gipson, Wayne.....1991
 Gondrezick, George.....1979
 Good, --.....1906
 Goodrum, Anthony.....1986-88
 Goodwyn, Cedric.....1999-2000
 Godd, Michael B.....1966-67
 Gordon, Jack.....1937
 Gossett, Billie P.....1948-49, 51
 Grady, Ron.....2000-01
 Graf, Todd.....1986
 Grant, John (Boyd).....1955-57
 Gray, Mike.....1984-85
 Green, Darrel J.....1966
 Green, Dorian.....2010-13
 Green, William E.....1960-63
 Greene, Brian.....2000-01-02-03
 Gregory, Leonard P.....1952-55
 Gregory, Richard.....1955-58
 Grier, Barry.....1977
 Griffith, Clarence.....1903
 Gustafson, Carl.....1949-50

H

Haigler, Doyle.....1938-41
 Hall, Timothy L.....1972-75
 Harris, Chris.....2006
 Harris, R'Cell.....2001
 Harris, Roy T.....1936
 Harris, Shawn.....1999-2000
 Harrison, Michael.....2006
 Hartman, James.....1934-36
 Hartshorn, Duane.....1919-20
 Haynes, Jasper.....1948
 Hellbeck, Oscar.....1915-17
 Hemphill, Lester.....1920-21
 Henize, Wilson.....1936-37
 Hendricks, William L.....1976
 Hensleigh, James L.....1969
 Hensley, Frank.....1946-49
 Herigstad, Oscar.....1921-23
 Herrick, Robert.....1908
 Hess, Martin H.....1966-68
 Hessel, Davis L.....1955-56
 Hibbard, Gary.....1953-56
 Hightower, Charles.....1906-07
 Hillyard, Coyle.....1927
 Hincken, A. H.....1908
 Hinds, Ervin.....1921-23
 Hines, Jamie.....1989-90
 Hitchcock, Orville.....1929-32
 Hoch, Carl.....1917
 Hoffman, Johnie.....1907
 Hoffman, Wynn R.....1960-62, 64
 Hoffner, Larry K.....1957-60
 Holmes, Ray.....1981
 Holt, Marcus.....2014-Present
 Honstein, Henry.....1930
 Hopman, Thomas J.....1966-68

Hopper, Robert.....1940, 42, 46-47
 Horning, Pierce.....2010-13
 Howard, Dennis L.....1966-68
 Hughes, Eddie.....1979-82
 Humphrey, Foster.....1915-18
 Hunsaker, Lyle.....1958, 60-61
 Hunt, Kim.....1969
 Hurst, Carlton.....2014-Present
 Huse, Delon A.....1963, 65-66
 Hutchinson, --.....1905
 Hyde, Kenneth.....1923-26

I

Irvin, Lance.....1988
 Irwin, Robert.....1937-38
 Iverson, Colton.....2012-13

J

Jackson, Bernard.....1945
 Jankovich, Robert.....1949-50
 Janzen, George.....1948-51
 Jeep, Fred.....1937
 Jensen, Wade.....1955-56
 Johannsen, Andy.....1984-85
 Johnson, --.....1927
 Johnson, A. G.....1913-14
 Johnson, Bice.....1923, 25-27
 Johnson, Fred.....1925-27
 Johnson, G.....1926
 Johnson, Lorenzo.....1995-96-97
 Johnson, Shelton.....2003-04
 Jones, --.....1903
 Jones, George E. V.....1948
 Jordan, Tracy.....1990-91
 Jung, Mark.....1979-80

K

Karpiak, Harry.....1948
 Kerr, Floyd.....1966-69
 Kerr, Lloyd.....1966-69
 Key, William R.....1964-65
 Kilby, Xavier.....2007
 Kimbrough, Nelson.....1916
 Kinard, Harold G.....1952-55
 King, Charles.....1949-50
 Kirkman, John D.....1967-68, 70
 Kittel, Robert.....1937
 Klemmedson, Linne.....1915-18
 Kne, Andrew.....1946
 Kopsa, Brian E.....1976
 Kristoff, --.....1922
 Kreutzer, --.....1908
 Kuhn, Heiko.....1952

L

Lackey, Travis.....1969-72
 Lamb, Cecil P.....1913-15
 Lambert, Harry.....1932-35
 Lanborn, --.....1908
 Lance, Joe.....1952
 Larimer, Dick.....1931-34
 Larrew, Tery R.....1973-76
 Larsen, Paco.....1986-87
 Larson, Doug.....1991-92-93
 Laster, Jon.....1993-94-95
 Lebsack, Michael.....2009
 Ledbetter, John.....1992
 Lee, Anthony.....1984, 86-87
 Lego, Raymond J.....1980-83
 Leminger, Mark.....1969
 Lewis, Cory.....2006-07
 Lewis, Kish.....1995
 Lind, Victor J.....1948-51

Littler, Ralph.....1912
 Lohrey, Brian.....2004-05
 Lovitt, Roy.....1931-32

M

Mabey, Scott.....1987
 Mackay, Norman H.....1969-71
 Macklin, Joe.....2002
 Madison, Delmonte.....1995-96
 Maeda, Chester.....1941-42
 Maguire, James.....1936-38
 Mahmud, Jameel.....1996-97
 Manahan, Pat.....1977-78
 Mangrin, --.....1905
 Mangum, --.....1905
 Manhart, --.....1906
 Mann, Cody.....2012
 Mann, David R.....1961-63
 Mann, Scott.....1981-84
 Mansell, Derrick.....2000
 Maroney, Tyson.....1992-93
 Martin, Paul.....1999-2000
 Matson, Sigurd.....1938-40
 Matthews, Terry C.....1961-64
 Mayer, Nick.....1999
 McBeth, Scott H.....1971-74
 McCluskey, H. B.....1913-16
 McCoy, Frederick D.....1959
 McCrary, Ron.....1985-86
 McEwen, Gene.....1938-40
 McFarland, Andre.....2008-11
 McFarland, R. Kay.....1958-61
 McGinley.....2008
 McGinness, Arthur.....1906, 08, 10
 McIntyre, James.....1932-33, 35
 McKanstry, Andre.....1998-99
 McMillan, Charles.....1905-07
 McReynolds, Francis.....1945
 Meeker, Charles T.....1957-60
 Meredith, Mark.....1990-91
 Meyers, John.....1940-42, 46
 Michael, Matt.....1988-89
 Michalis, Herbert.....1946-47
 Mitchell, Mike.....1990
 Minor, Timothy R.....1960-62
 Molyneux, Dwayne.....1990-92-93
 Montel, Gary K.....1963-66
 Montgomery, Aylmer.....1923-25
 Moore, Joe.....1980
 Moorehead, Myron.....1918-20
 Moren, Paul.....1935
 Morris, Micheal.....2003-06
 Morris, Sean.....2005-06
 Morrison, James.....1915-16
 Moyer, Joe.....1973
 Murphy, Harry L.....1912-13
 Murphy, Tim.....1982-83
 Myles, Curtis.....1984-86

N

Neal, Lawrence.....1977-78
 Nebeker, Irwin L.....1918-20
 Nelson, James C.....1913
 Nelson, Kent P.....1963-64, 67
 Nelson, Matt.....2002-05
 Nelson, Milton.....1937
 Newcomb, Charles C.....1957-60
 Newton, --.....1910-11
 Nicholl, Gerald.....1936
 Nicholson, Max.....1987
 Nickell, Roger.....1980
 Nigon, Adam.....2008-11
 Nix, Tom.....1947-48



Nordon, Mark.....	1972
Northrup, Hobart.....	1916
Novak, John.....	1945-47
Nowicki, Thomas J.....	1966-69
Nye, William.....	1919

O

O'Boyle, John W.....	1936
O'Brien, Robert.....	1936
O'Brien, William.....	1936
O'Connell, Thomas.....	1972-75
Octeus, Jon.....	2013-14
Ogide, Andy.....	2009-11
Olander, James M.....	1959-62
Olson, Harvey C.....	1940-42
Om Dahl, Jack L.....	1959-62
Osborn, Llewellyn.....	1912
Ostrom, George P.....	1960-61
Oyler, George.....	1935-37

P

Pack, Thomas F.....	1964-66
Paige, Larry.....	1977-78
Palacio, Milton.....	1997-98-99
Palmer, Aki.....	2000-01
Parker, Maurice.....	1939-42
Partridge, --.....	1905
Patik, Garrett.....	1999-2000-01
Patterson, Andrew.....	2005-06
Peden, William D.....	1968-70
Penley, --.....	1905
Perry, Harvey.....	2009-10
Peters, Joe.....	1936-39
Peterson, Fred H.....	1948-49
Phelps, Guy.....	1907
Phelps, Harvey.....	1907
Phillips, Danny H.....	1971-74
Pigford, Carl.....	1957
Pinkerton, --.....	1927
Pivic, Stanley.....	1951-54
Polk, Dwayne.....	1990
Pontiana, Como T.....	1972-75
Price, George T.....	1969-71
Prins, Ardell.....	1982-85
Probst, Leon.....	1911-12
Prohs, Jack.....	1935

R

Rakiecki, Jon.....	2002-05
Ranson, James E.....	1947-50
Ratekin, John.....	1919
Rea, Charles.....	1933
Reales, Antonio.....	1960
Reid, A.....	1906
Rerucha, Russell.....	1950-53
Rhoades, Gary E.....	1970-73
Rhodes, William.....	1940-41
Richards, Toby D.....	1958-59
Ricketts, Stanley.....	1916
Riddle, Robert R.....	1973
Riegal, Albert.....	1949
Rittencutter, --.....	1916
Robinson, Freddy.....	2004, 06-07
Roper, Vaughn.....	1974
Rougas, Dean J.....	1972-75
Rue, --.....	1924
Rule, Bobby.....	1966-67
Rulon, James.....	1974

S

Sabas, Barry L.....	1975-76
Sabas, John R.....	1966-68
Sabas, Kaipo.....	2012

Sajevic, Peter.....	1942-43, 46
Samsa, Louis.....	1939-41, 46
Sanborne, Neal.....	1918
Sanders, Gary.....	1953
Sanders, Jonathan.....	2001
Sandstead, Morris.....	1930-32
Santo, Gerson.....	2013-14
Sargent, Homer.....	1929-30, 32
Savioni, James G.....	1953-55
Schick, Gregory.....	1970-72
Schlerodt, E.....	1923-25
Schleuter, Dale W.....	1964-67
Scott, Harry.....	1916-17
Scotthorn, Donald L.....	1951-52
Sedivic, Mathus.....	1961-62
Selch, Ralph.....	1948-49
Sellers, Bobby.....	1993-94-95-96
Semin, Rick.....	1982-83
Sharp, Matt.....	1989
Shegogg, Clifford.....	1966-69
Shelley, Jeff.....	1993-94
Shippen, Trent.....	1988-89
Sholine, Edwin.....	1942-43
Sigafoos, David.....	1961-64
Simmons, Josh.....	2008
Simpson, William.....	1945
Sinnard, --.....	1906
Sivesind, John.....	1999-2000-01
Smith, Chris.....	1992-93-94
Smith, James.....	1997
Smith, Don.....	1940
Smith, Dwight.....	2011-12, 2014
Smith, Erik.....	1999
Smith, Greg.....	2010-13
Smith, Jason.....	2005-07
Smith, Max.....	1945
Smith, Owen.....	1945
Smith, Quantone.....	2002
Smith, Tyler.....	2007
Sneath, Robert.....	1949, 52-53
Soden, Thomas.....	1933-34
Soukup, Brian.....	1973
Speas, John.....	1942-43
Staver, Steve.....	1983
Steele, Mark.....	1982-83
Stephens, Paul.....	1929-32
Stevens, Derrick.....	2003-04
Stinnett, James.....	1939-40
Stockham, James M.....	1969
Strickland, Charles.....	1920-22
Strong, Richard.....	1983-86
Stuehm, Dennis.....	1951-54
Stuehm, George M.....	1954-56
Stuver, Deane S.....	1910-11
Surratt, Jordan.....	2007
Swan, --.....	1908
Sweitzer, Richard B.....	1951-53

T

Talley, Reggie.....	1979-80
Talley, Terry.....	1986-88
Tanck, Douglas J. M.....	1969
Tate, Richard D.....	1970-71
Taylor, Richard (Dickey).....	1911
Thomas, --.....	1923
Thomas, John.....	1927
Thomas, Robert L.....	1946-48
Thomasson, Phillip.....	2004-05
Tiley, Bill.....	1947
Tomlin, Oliver B.....	1903
Toyne, Llewellyn.....	1926-27
Tribelhorn, Joel.....	1989
Trumper, Roger K.....	1957-58

Tryon, Lynn.....	1989-90-91-92
Tubbs, Howard.....	1903
Tucker, Orman.....	1934
Turcotte, David.....	1985-88
Turner, James T.....	1958-61
Tway, Gary M.....	1957-58

V

Vance, Alvin.....	1942
Vanderhoff, Clark D.....	1952, 54-55
Vanderhoff, L.....	1922-25
Vandervieren, Dan.....	2009
VanTassel, Jared.....	2008
Vaughn, Howard.....	1918
Vervwers, Stephen.....	2004-05
Vickers, Carylyle.....	1926-28
Vickers, Charles.....	1939-40
Victor, Spook (Raymond).....	1995-96
Vidakovich, Dick.....	1974
Vidakovich, Thomas E.....	1963-66
Vogel, Joe.....	1993-94-95-96
Vorhees, Roy.....	1936-38

W

Wagner, William.....	1934-37
Waite, --.....	1923
Walker, David.....	1977
Walker, Marcus.....	2008-09
Walker, Mike.....	1977
Walker, Robert.....	1930
Walker, Willie.....	1995
Wallace, Barry K.....	1959, 62-64
Warner, James H.....	1963-64
Watley, Rudy.....	1977-80
Watts, Oliver E.....	1958-61
Weems, Joseph A.....	1969-70
Weikel, John.....	1971-72
Welsh, Everett.....	1936-37
Wennemok, Maurice.....	1924
West, Raymond.....	1913-16
Westhoff, Robert.....	1949-50
Westoby, William.....	1964-65
Whalen, James E.....	1960
Wheinberg, --.....	1924
White, Chuckie (John).....	1991
White, Wilbur.....	1932-35
Williams, Bernie.....	1926-28
Williams, Mark.....	1973
Williams, Matt.....	2002-05
Williams, Raymond.....	1948-49, 51
Williams, Solomon.....	1980
Williams, Trevor.....	2012-13
Williamson, Kim.....	1979-80
Wilmore, Joe.....	1930-33
Wilson, Brent.....	1974-75
Wilson, Carren.....	1990
Wilson, David K.....	1956-59
Wilson, Roland.....	1927-29
Witz, Maurice.....	2011
Wood, Harold.....	1941-42
Woodard, Jesse.....	2008
Woodbury, --.....	1910
Wright, Lawrence.....	1963-66

Y

Yoder, Ryan.....	1991-92-93-94
Yoder, Stanley A.....	1966-68
Young, Barry.....	1978-80

Z

Zimdahl, Robert.....	1938
----------------------	------



2013 first-team All-Mountain West pick Colton Iverson

Most Valuable Player

2007.....	Jason Smith, 7-0, F
2006.....	Jason Smith, 7-0, F
2005.....	Matt Nelson, 7-0, C
2004.....	Matt Nelson, 7-0, C
2003.....	Matt Nelson, 7-0, C
.....	Brian Greene, 6-8, F
2002.....	Brian Greene, 6-8, F
2001.....	John Sivesind, 6-3, G
2000.....	Cedric Goodwyn, 6-9, F
1999.....	Milt Palacio, 6-3, G
1998.....	Jameel Mahmud, 6-0, G
1997.....	Bryan Christiansen, 6-5, G/F
1996.....	David Evans, 6-1, G
1995.....	David Evans, 6-1, G
1994.....	Jeff Shelley, 6-5, F
1993.....	Keith Bonds, 6-2, G
1992.....	Aaron Atkinson, 6-7, F

Best Defensive Player

2007.....	Tim Denson, 6-1, G
2006.....	Freddy Robinson, 6-5, F
2005.....	Jason Smith, 7-0, F
2004.....	Freddy Robinson, 6-5, G/F
2003.....	Shelton Johnson, 6-3, G/F
2002.....	Freddy Robinson, 6-5, G/F
2001.....	Ron Grady, 6-3, G
.....	Brian Greene, 6-8, F
2000.....	John Ford, 6-9, F
1999.....	Andre McKanstry, 6-0, G
1998.....	Milt Palacio, 6-3, G
1997.....	Ryan Chilton, 7-0, C
.....	Britt Booker, 5-11, G
1996.....	Bobby Sellers, 6-1, G
1995.....	Bobby Sellers, 6-1, G
1994.....	Bobby Sellers, 6-1, G
1993.....	Damon Crawford, 6-6, F
1992.....	Keith Bonds, 6-2, G

Most Improved Player Award

2007.....	Cory Lewis, G
2006.....	Stephan Gilling, G
2005.....	Sean Morris, G
.....	Stuart Creason, C
2004.....	Dwight Boatner, G
2003.....	Matt Williams, F
2002.....	Matt Nelson, C
2001.....	Andy Birley, G
.....	David Fisher, F
2000.....	Aki Palmer, G
1999.....	Cedric Goodwyn, F
1998.....	Matt Barnett, F
1997.....	Jameel Mahmud, G
1996.....	Delmonte Madison, G/F
1995.....	Jon Laster, G
.....	Delmonte Madison, G/F
1994.....	Damon Crawford, F
1993.....	Dwayne Molyneaux, F
1992.....	Lynn Tryon, G

Most Inspirational Player

2007.....	Freddy Robinson, 6-5, F
2006.....	Andrew Patterson, 6-3, G
2005.....	Brian Lohrey, 6-5, G
2004.....	Jon Rakiecki, 6-3, G
2003.....	Andy Birley, 6-3, G
2002.....	Andy Birley, 6-3, G
2001.....	Aki Palmer, 5-10, G
2000.....	John Sivesind, 6-3, G
1999.....	John Sivesind, 6-3, G
1998.....	Ryan Chilton, 7-0, C
1997.....	Jameel Mahmud, 5-11, G
1996.....	Delmonte Madison, 6-5, G/F
1995.....	Jon Laster, 6-3, G
.....	Delmonte Madison, 6-5, G/F
1994.....	Damon Crawford, 6-6, F
1993.....	Dwayne Molyneaux, 6-6, F
1992.....	Lynn Tryon, 6-3, G

Ram Basketball Program Award

2007.....	Stuart Creason, 7-0, F
2006.....	Cory Lewis, 6-0, G
2005.....	Matt Williams, 6-6, F
2004.....	Brian Lohrey, 6-5, G
2003.....	Andy Birley, 6-3, G
2002.....	Andy Birley, 6-3, G
2001.....	John Sivesind, 6-3, G
2000.....	Garrett Patik, 6-7, F
1999.....	Andre McKanstry, 6-0, G
1998.....	Matt Barnett, 6-8, F
1997.....	Matt Barnett, 6-8, F
1996.....	Joe Vogel, 6-10, C
1995.....	Joe Vogel, 6-10, C
1994.....	Ryan Yoder, 5-10, G
1993.....	Doug Larson, 6-8, C
.....	Ryan Yoder, 5-10, G
1992.....	Ryan Yoder, 5-10, G



First-Team All-WAC/All-MWC

2013	Colton Iverson, 7-0, C
2012	Wes Eikmeier, 6-3, G
2011	Andy Ogide, 6-9, F
2007	Jason Smith, 7-0, F
2006	Jason Smith, 7-0, F
1999	Milt Palacio, 6-3, G
1998	Milt Palacio, 6-3, G
1996	David Evans, 6-1, G
1994	Ryan Yoder, 5-10, G
1993	Keith Bonds, 6-2, G
1990	Mike Mitchell, 6-8, F
1989	Pat Durham, 6-8, F
1988	Pat Durham, 6-8, F
1986	Rich Strong, 6-9, C
1979	Eddie Hughes, 5-10, G
1977	Alan Cunningham, 6-8, F
1973	Gary Rhoades, 6-3, G
1972	George Price, 6-2, G

Second-Team All-WAC/All-MWC

2014	Daniel Bejarano, 6-5, G
2013	Dorian Green, 6-2, G
2010	Andy Ogide, 6-9, F
2008	Marcus Walker, 6-0, G
2005	Matt Nelson, 7-0, C
2002	Brian Greene, 6-8, F
2000	Ceedric Goodwyn, 6-7, F
1998	Jameel Mahmud, 5-11, G
1997	Bryan Christiansen, 6-6, G/F
1989	Joel Tribelhorn, 6-0, G
1987	Pat Durham, 6-9, F
1985	Rich Strong, 6-9, F
	Mike Gray, 6-9, C
1984	Rich Strong, 6-9, F
1983	Mark Steele, 6-9, F
1980	Eddie Hughes, 5-10, G
	Barry Young, 6-5, F
1976	Lorenzo Cash, 6-5, F
1975	Tim Hall, 6-8, F
	Barry Sabas, 6-3, G
1974	Tim Hall, 6-8, F
1972	Gary Rhoades, 6-3, G
1971	Mike Childress, 6-9, C
	Rick Fisher, 6-5, F
1970	Cliff Shegogg, 6-5, F

Third-Team All-MWC

2014	J.J. Avila, 6-8, F
2013	Pierce Hornung, 6-5, F
2012	Dorian Green, 6-2, G
2012	Pierce Hornung, 6-5, F
2009	Marcus Walker, 6-0, G
2004	Matt Nelson, 7-0, C
2003	Matt Nelson, 7-0, C

Honorable Mention All-WAC/All-MWC

2013	Wes Eikmeier, 6-3, G
2011	Travis Franklin, 6-7, F
2006	Michael Harrison, 6-9, F
2005	Jason Smith, 7-0, F
	Matt Williams, 6-6, F
2003	Brian Greene, 6-8, F
	Andy Birley, 6-3, G
2002	Andy Birley, 6-3, G
1999	Andre McKanstry, 6-0, G
1995	David Evans, 6-1, G
1994	Damon Crawford, 6-5, F
	Jeff Shelley, 6-5, F
1993	Ryan Yoder, 5-10, G
1992	Aaron Atkinson, 6-7, F
	Keith Bonds, 6-1, G
1990	Andy Anderson, 6-7, F
1988	David Turcotte, 6-3, G
1987	David Turcotte, 6-3, G
1985	Todd Benn, 6-0, G
1984	Todd Benn, 6-0, G
	Mike Gray, 6-9, C
	Scott Mann, 6-7, F
1983	Ray Lego, 6-3, G
	Tim Murphy, 6-6, F
1982	Eddie Hughes, 5-10, G
	Mark Steele, 6-9, F
	Tim Murphy, 6-6, F
	Ray Lego, 6-3, G

MW Individual Awards

2013	Daniel Bejarano (Sixth Man of the Year)
	Colton Iverson (Newcomer of the Year)
2011	Pierce Hornung (Sixth Man of the Year)
2008	Marcus Walker (Newcomer of the Year)

Conference All-Defensive Team

2013	Pierce Hornung, 6-5, F
2012	Pierce Hornung, 6-5, F

Conference All-Tournament Team

2003	Matt Nelson, 7-0, C (MVP)
	Brian Greene, 6-8, F
1996	David Evans, 6-1, G
1994	Delmonte Madison, 6-5, G/F
	Joe Vogel, 6-10, C
1989	Pat Durham, 6-8, F
1988	Pat Durham, 6-8, F

Postseason All-Star Games

2003	Matt Nelson, Pan-Am Trials
1976	Barry Sabas, Pizza Hut Classic;
	Aloha Classic
1966	Lonnie Wright, East-West Game
1964	Lonnie Wright, Olympic Trials
1963	Bill Green,
	East-West Hall of Fame Game
1960	Larry Hoffner,
	Chuck Newcomb, (MVP, 26 points)
	East-West Shrine Game
1958	Stan Albert,
	East-West Shrine Game



Senior Dorian Green scored 26 points to lead CSU to an 84-72 victory over Missouri in the 2013 NCAA Tournament

Colorado State's All-Time Postseason Results

Tourney	Year	Opponent	Region	Round	Result	Site	
NCAA	2013	Missouri	Midwest (8)	Second Round	W, 84-72	Lexington, Ky.	
		Louisville		Third Round	L, 56-82	Lexington, Ky.	
NCAA	2012	Murray State	West (11)	Second Round	L, 41-58	Louisville, Ky.	
NIT	2011	Fairfield		First Round	L, 60-62	Fort Collins, Colo.	
CBI	2010	Morehead State		First Round	L, 60-74	Morehead, Ky.	
NCAA	2003	Duke	West (14)	First Round	L, 57-67	Salt Lake City, Utah	
NIT	1999	Mississippi State		First Round	W, 69-56	Fort Collins, Colo.	
		Colorado		Second Round	W, 86-76	Fort Collins, Colo.	
		Cal		Quarterfinals	L, 62-71	Oakland, Calif.	
NIT	1998	Minnesota		First Round	L, 65-77	Minneapolis, Minn.	
NIT	1996	Nebraska		First Round	L, 83-91	Fort Collins, Colo.	
NCAA	1990	Alabama	West (10)	First Round	L, 54-71	Long Beach, Calif.	
NCAA	1989	Florida	Midwest (10)	First Round	W, 68-46	Dallas, Texas	
		Syracuse		Second Round	L, 50-65	Dallas, Texas	
		New Orleans		First Round	W, 63-54	Fort Collins, Colo.	
		Houston		Second Round	W, 71-61	Fort Collins, Colo.	
		Arkansas State		Quarterfinals	W, 64-49	Fort Collins, Colo.	
NIT	1988	Ohio State		Semifinals	L, 60-62	New York, N.Y.	
		Boston College		Consolation	W, 58-57	New York, N.Y.	
		Dayton	Midwest	Second Round	W, 52-50	Fort Worth, Texas	
		Colorado		Regional Semifinals	W, 64-56	Manhattan, Kan.	
		Drake		Regional Finals	L, 77-84	Manhattan, Kan.	
NCAA	1966	Houston	Midwest	First Round	L, 76-82	Wichita, Kan.	
NCAA	1965	Oklahoma City	Midwest	First Round	L, 78-70	Lubbock, Texas	
NCAA	1963	Oklahoma City	Midwest	First Round	L, 67-70	Lubbock, Texas	
NIT	1962	Holy Cross		First Round	L, 71-72	New York, N.Y.	
NIT	1961	St. Louis		First Round	L, 53-59	New York, N.Y.	
NCAA	1954	Santa Clara	West	First Round	L, 50-73	Corvallis, Ore.	
		Idaho State		Consolation	L, 57-62	Corvallis, Ore.	

() - Denotes Seed | Bold indicates NCAA Tournament game



Santa Clara	73
Colorado State	50
1954 NCAA West Regional First Round • Corvallis, Ore.	

Santa Clara.....	FG	FT	TP
Sears	5	1	11
Young	9	2	20
Boudrea	2	0	4
Robinson	0	0	0
Mount.....	0	1	1
Schoenstein.....	4	5	13
Benedetti	3	2	8
Gatzert.....	3	4	10
Simoni.....	2	0	4
Ball.....	0	2	2
Totals	28	17	73

Colorado St. ...	FG	FT	TP
Gregory.....	0	0	0
Kinard	1	2	4
Caylor	5	1	11
Vanderhoof	1	0	2
Bartran.....	0	0	0
Stuehm	6	6	18
Hibbard	0	0	0
Pivic	0	1	1
Betz	2	2	6
Bryant.....	2	2	6
Cates	0	0	0
Savoini.....	1	0	2
Totals	18	14	50

Halftime: Santa Clara 44, Colorado State 27

Idaho State	62
Colorado State	57
1954 NCAA West Regional Consolation Round • Corvallis, Ore.	

Idaho State	FG	FT	TP
Beckham.....	9	3	21
Roh	3	9	15
Belkow	4	0	8
Bauer.....	1	4	6
Dakich.....	2	1	5
Connor.....	1	2	4
Hays	1	1	3
Totals	21	20	62

Colorado St. ...	FG	FT	TP
Pivic.....	5	3	13
Stuehm.....	4	3	11
Bartran.....	2	2	6
Caylor	3	0	6
Kinard	2	1	5
Betz	2	0	4
Bryant.....	2	0	4
Savoini.....	2	0	4
Hibbard.....	1	0	2
Vanderhoof	1	0	2
Cates	0	0	0
Totals	24	9	57

Halftime: Idaho State 26, Colorado State 21

Oklahoma City	70
Colorado State	67
1963 NCAA Midwest Regional First Round • Lubbock, Tex.	

Colorado St. ...	FG	FT	REB	PF	TP
Etheridge	1-8	2-2	15	4	4
Sigafoos.....	6-10	0-1	4	4	12
Green.....	6-15	7-8	12	5	19
Matthews	8-13	1-3	4	1	17
anderson.....	5-10	0-1	3	1	10
Foster	0-0	0-1	1	2	0
Ellis	2-4	1-1	2	1	5
Team.....			7		
Totals	28-60	11-17	48	18	67

Okla. City.....	FG	FT	REB	PF	TP
Jackson.....	4-10	2-6	10	3	10
Miller.....	2-3	0-0	3	1	4
Johnston	4-12	3-5	9	3	11
Koper	8-21	1-1	6	1	17
Hill.....	8-13	3-7	0	4	19
Gibbson	0-0	1-2	1	0	1
Stephens	0-1	0-1	2	4	0
White	3-7	0-2	3	0	6
Heusman	1-3	0-0	0	2	2
Hopkins.....	0-0	0-0	0	0	0
Team.....			1		
Totals	30-70	10-24	44	18	70

Halftime: Colorado State 42, Oklahoma City 31. Officials: Lawson and Watson.

Oklahoma City	70
Colorado State	68
1965 NCAA Midwest Regional First Round • Lubbock, Tex.	

Colorado St. ...	FG	FT	REB	PF	TP
Wright.....	4-14	0-0	4	4	8
Key	1-2	0-0	4	1	2
Bustion.....	13-26	4-6	20	2	30
Vidakovich	6-13	1-1	1	4	13
Foster	1-4	1-4	3	2	3
Davidson.....	0-2	0-0	3	1	0
Westoby.....	6-9	0-0	1	2	12
Totals	31-70	6-11	36	16	68

Okla. City.....	FG	FT	REB	PF	TP
Hopkins.....	1-7	5-7	9	4	7
Hunter.....	10-17	4-4	11	0	24
Ware.....	3-13	0-1	17	3	6
Gray.....	9-20	2-4	2	1	20
Wells.....	4-10	5-7	5	2	13
Totals	27-67	16-23	44	10	70

Halftime: Oklahoma City 36, Colorado State 32. Officials: Elliott and Hagerty. Attendance: 4,500.



Colorado State..... 76
Houston..... 82
1966 NCAA Midwest Regional
First Round • Wichita, Kan.

Colorado St.	FG	FT	REB	PF	TP
Vidovich.....	7-12	0-0	5	4	14
Wright.....	8-16	1-2	6	4	17
Rule.....	7-18	4-6	7	5	18
Schlueter.....	3-7	4-5	19	4	10
Fines.....	5-6	1-1	1	4	11
Greene.....	1-2	0-0	0	0	2
Good.....	1-2	0-0	2	0	2
Montel.....	1-5	0-0	1	0	2
Robinson.....	0-0	0-0	0	0	0
Team.....			2		
Totals.....	33-68	10-14	43	21	76

Houston.....	FG	FT	REB	PF	TP
Ballard.....	4-7	5-5	3	1	13
Hamood.....	9-17	5-7	1	1	23
Hayes.....	8-15	2-5	12	5	18
Chaney.....	3-12	1-2	11	1	7
Lentz.....	3-11	3-4	6	2	9
Grider.....	2-2	0-1	3	0	4
Kruse.....	4-9	0-0	5	1	8
Apolskis.....	0-1	0-3	2	0	0
Team.....			4		
Totals.....	33-74	16-27	47	11	82

Halftime: Houston 44, Colorado State 35. Officials: Scott and Kortez. Attendance: 9,045.

Colorado State..... 52
Dayton..... 50
1969 NCAA Midwest Regional
First Round • Fort Worth, Tex.

Colorado St.	FG	FT	REB	PF	TP
Shegogg.....	4-12	4-4	7	3	12
Weems.....	2-6	1-1	5	5	5
Davis.....	2-4	0-2	9	5	4
L. Kerr.....	6-16	5-4	4	0	17
F. Kerr.....	3-7	5-7	8	0	11
Meeker.....	0-0	0-0	1	0	0
Ash.....	1-3	0-0	1	2	2
Peden.....	0-0	0-0	0	0	0
Stockham.....	0-0	1-2	0	1	1
Team.....			3		
Totals.....	18-48	16-23	38	16	52

Dayton.....	FG	FT	REB	PF	TP
May.....	6-10	1-3	5	2	13
Sadlier.....	6-14	2-4	6	3	14
Obrovac.....	5-6	2-7	9	4	12
Jim Gottschall.....	0-2	0-0	1	2	0
Jerry Gottschall.....	1-7	0-0	2	3	2
Janky.....	1-3	1-2	5	3	3
Turnwald.....	3-7	0-0	2	2	6
Crosswhite.....	0-1	0-0	1	0	0
Team.....			6		
Totals.....	22-50	6-16	37	19	50

Halftime: Colorado State 27, Dayton 23. Officials: Lambert and Evans.

Colorado State..... 64
Colorado..... 56
1969 NCAA Midwest Regional
Second Round • Manhattan, Kan.

Colorado St.	FG	FT	REB	PF	TP
Weems.....	0-2	0-0	4	4	0
Shegogg.....	9-18	2-3	9	4	2
Davis.....	3-5	4-6	13	5	10
L. Kerr.....	4-17	4-8	9	1	12
F. Kerr.....	4-6	6-9	3	1	14
Meeker.....	1-3	1-3	3	1	3
Stockham.....	1-1	1-2	0	2	3
Peden.....	0-0	2-3	0	0	2
Team.....			9		
Totals.....	22-55	20-34	50	18	64

Colorado.....	FG	FT	REB	PF	TP
Wedgeworth.....	1-9	2-2	10	2	4
Coleman.....	0-5	1-7	9	0	1
Meely.....	11-26	10-14	11	4	32
Tope.....	1-6	1-1	0	5	3
Mitchell.....	5-16	0-0	2	3	10
Erfert.....	2-4	0-0	4	2	4
Richardson.....	1-3	0-0	3	3	2
Kern.....	0-0	0-0	1	4	0
Hutchinson.....	0-0	0-0	0	0	0
Jameson.....	0-1	0-0	0	0	0
Smith.....	0-0	0-0	0	1	0
Maulsby.....	0-0	0-0	0	0	0
Team.....			13		
Totals.....	21-70	14-24	53	24	56

Halftime: Colorado State 28, Colorado 27. Officials: Honzo and DiTamasso. Attendance: 5,500.

Colorado State..... 77
Drake..... 84
1969 NCAA Midwest Regional
Third Round • Manhattan, Kan.

Colorado St.	FG	FT	REB	PF	TP
Weems.....	2-7	0-0	9	4	4
Shegogg.....	1-7	6-6	2	5	8
Davis.....	2-4	9-10	16	4	13
L. Kerr.....	5-15	2-2	8	2	12
F. Kerr.....	8-17	5-7	6	4	21
Stockham.....	0-0	0-0	0	0	0
Meeker.....	0-0	0-0	0	1	0
Peden.....	7-10	5-6	1	2	19
Team.....			10		
Totals.....	25-60	27-31	52	22	77

Drake.....	FG	FT	REB	PF	TP
Pulliam.....	5-14	3-4	3	4	13
Williamas.....	2-8	0-0	5	3	4
Wise.....	4-11	8-12	7	4	16
McCarter.....	9-23	3-3	5	4	21
Draper.....	5-11	1-1	4	4	11
Odum.....	4-5	2-3	6	1	10
Zeller.....	4-5	1-2	3	2	9
Gwin.....	0-1	0-0	1	0	0
Team.....			5		
Totals.....	33-78	18-25	39	22	84

Halftime: Drake 38, Colorado State 37. Officials: Honzo and DiTomasso. Attendance: 7,000.



Colorado State..... 68
Florida 46
1989 NCAA Midwest Regional
First Round • Dallas, Tex.

Colorado St...	FG	3FG	FT	Reb	PF	AT	TP
Durham-f.....	7-13	0-0	2-4	4	1	1	16
Anderson-f.....	3-4	1-2	2-2	2	1	3	9
Friehauf-c.....	1-4	0-0	1-5	2	3	5	3
Tribelhorn-g.....	7-12	4-6	2-2	1	0	2	20
Shippen-g.....	2-3	2-2	2-2	4	0	3	8
Michael.....	0-0	0-0	0-0	0	0	1	0
Tryon.....	1-4	0-1	0-1	4	2	1	2
Molyneaux.....	0-0	0-0	0-1	0	0	0	0
Hines.....	0-1	0-0	2-2	1	0	0	2
Larson.....	1-1	0-0	0-0	1	0	0	2
Sharp.....	1-1	0-0	0-0	4	2	0	2
Manna.....	1-1	0-0	2-2	1	1	0	4
Totals.....	24-44	7-11	13-21	26	10	16	68

Florida.....	FG	3FG	FT	Reb	PF	AT	TP
Chatman-f.....	4-12	0-1	0-0	7	2	2	8
Kerr-f.....	1-4	0-1	0-0	2	4	0	2
Schintzius-c.....	7-13	0-0	0-0	8	3	3	14
Garcia-g.....	2-4	0-1	0-0	1	2	3	4
Lett-f.....	1-7	1-5	0-0	2	2	4	3
Ramirez.....	0-1	0-1	0-0	0	0	0	0
Turner.....	0-0	0-0	0-0	0	1	0	0
Hogan.....	1-4	0-3	0-0	2	2	2	2
McKinnon.....	1-4	0-1	2-2	0	1	0	4
Davis.....	4-5	0-0	1-2	6	3	0	9
Totals.....	21-54	1-13	3-4	31	20	14	46

Halftime: Colorado State 31, Florida 22. Attendance: 8,711.

Colorado State..... 50
Syracuse 63
1989 NCAA Midwest Regional
Second Round • Dallas, Tex.

Colorado St...	FG	3FG	FT	Reb	PF	AT	TP
Durham-f.....	3-6	0-1	1-4	6	4	4	7
Anderson-f.....	5-7	0-1	5-6	2	3	1	15
Friehauf-c.....	2-6	0-0	0-0	4	2	0	4
Tribelhorn-g.....	3-10	2-5	1-2	2	4	1	9
Shippen-g.....	2-3	1-2	0-0	3	3	1	5
Michael.....	0-0	0-0	0-0	1	1	0	0
Tryon.....	0-4	0-1	0-0	1	1	0	0
Hines.....	1-2	0-0	2-2	1	2	0	4
Sharp.....	3-5	0-0	0-0	5	2	3	6
Team.....				8			
Totals.....	19-43	3-10	9-14	32	23	10	50

Syracuse.....	FG	3FG	FT	Reb	PF	AT	TP
Owens-f.....	2-8	0-0	2-2	6	4	3	6
Thompson-f.....	9-11	0-0	3-8	3	2	0	21
Manning-c.....	0-1	0-0	0-0	3	1	0	0
Roe-g.....	4-9	2-5	1-2	2	1	1	11
Dougalas-g.....	3-7	0-2	5-6	2	2	8	11
Carey.....	0-0	0-0	0-0	0	0	0	0
Palmer.....	0-0	0-0	0-0	0	0	0	0
Bartelstein.....	0-0	0-0	0-0	0	0	0	0
Johnson.....	0-1	0-0	0-0	1	0	0	0
Harried.....	2-2	0-0	0-1	1	2	0	4
Coleman.....	6-8	0-0	0-2	7	2	2	12
Team.....				8			
Totals.....	26-47	2-7	11-21	33	14	14	65

Halftime: Syracuse 28, Colorado State 28. Attendance: 10,683.

Colorado State..... 54
Alabama 71
1990 NCAA West Regional
First Round • Long Beach, Calif.

Colorado St...	FG	3FG	FT	Reb	PF	AT	TP
Mitchell-f.....	11-20	1-4	3-8	5	2	2	24
Anderson-f.....	0-1	0-0	0-0	1	4	1	0
Friehauf-c.....	0-3	0-0	1-2	4	2	3	1
Meredith-g.....	5-8	5-7	0-0	1	1	2	15
tryon-g.....	4-11	0-3	0-0	4	2	0	8
Polk.....	0-1	0-1	0-0	0	0	4	0
Wilson.....	0-0	0-0	0-0	0	1	1	0
Jordan.....	1-2	0-0	2-2	3	2	2	4
Molyneaux.....	0-1	0-0	0-2	0	1	1	0
Hines.....	0-1	0-0	0-0	0	0	0	0
Sharp.....	1-1	0-0	0-0	1	1	2	2
Totals.....	22-49	6-15	4-9	23	19	18	54

Alabama.....	FG	3FG	FT	Reb	PF	AT	TP
Horry-f.....	10-14	6-8	1-3	3	2	1	27
Cheatum-f.....	3-5	0-0	0-0	1	1	2	6
Benoit-c.....	3-6	0-0	0-0	7	2	3	6
Waites-g.....	0-0	0-0	0-0	3	4	0	0
Sanders.....	7-10	2-3	2-3	4	9	0	18
Rice.....	0-0	0-0	2-2	1	0	0	2
Brown.....	1-1	0-0	0-0	0	0	1	2
Lancaster.....	1-1	0-0	0-0	0	0	0	2
Rich.....	0-0	0-0	0-0	0	0	0	0
Campbell.....	0-0	0-0	0-0	0	0	0	0
Lawrence.....	0-0	0-0	0-0	0	1	0	0
Aksins.....	0-2	0-0	0-0	1	0	4	0
Webb.....	3-6	0-0	2-3	2	1	3	8

Halftime: Alabama 33, Colorado State 22. Officials: Jody Silvester, TomLopes, Steve Welmer.

Colorado State.....57
Duke.....67
2003 NCAA West Regional
First Round • Salt Lake City, Utah

Colorado St.....	Fg	3fg	Ft	O-D-T	Pf	Tp	A	To	Bs	St	Mn
Greene-f.....	3-15	0-0	8-8	3-7-10	5	14	1	0	0	3	35
Williams-f.....	1-1	0-0	2-3	2-1-3	4	4	1	3	1	0	10
Burke-c.....	0-1	0-0	0-0	0-0-0	2	0	0	1	1	0	6
Birley-g.....	3-7	3-7	0-0	0-2-2	1	9	2	2	0	0	35
Johnson-g.....	0-1	0-1	0-2	0-2-2	0	0	2	2	0	0	31
Stevens.....	0-2	0-1	0-1	0-1-1	0	0	0	0	0	0	15
Clark.....	0-1	0-0	0-0	0-1-1	4	0	0	4	1	1	7
Morris.....	3-8	0-2	3-3	1-0-1	0	9	2	2	0	0	30
Neison.....	8-18	0-0	5-5	4-4-8	3	21	0	5	1	1	31
Team.....					1-6-7						
Totals.....	18-54	3-11	18-22	11-24-35	19	57	8	19	4	5	200

Duke.....	Fg	3fg	Ft	O-D-T	Pf	Tp	A	To	Bs	St	Mn
Redick-f.....	4-8	0-3	8-9	0-2-2	1	16	1	2	0	1	36
Williams-f.....	2-8	0-0	5-6	6-6-12	3	9	0	5	3	1	16
Jones-f.....	7-16	2-5	7-8	1-5-6	5	23	0	3	0	3	27
Ewing-g.....	3-8	1-1	0-0	0-4-4	4	7	1	1	0	0	35
Duhon-g.....	2-8	1-3	0-0	0-3-3	1	5	1	1	0	4	40
Horvath.....	0-3	0-1	1-2	1-3-4	2	1	0	0	0	0	16
Dockery.....	0-1	0-0	0-0	1-1-2	2	0	0	1	0	1	6
Sanders.....	1-2	0-0	4-6	3-2-5	5	6	1	1	5	0	24
Team.....					1-1-2						
Totals.....	19-54	4-13	25-31	13-27-40	23	67	4	16	8	10	200

Officials: Reggie Greenwood, Mike Thibodeaux, Steven Skiles.
 Technical fouls: CSU Bench. Attendance: 14,568

Score by Periods	1st	2nd	T
Colorado State.....	30	27	57
Duke.....	36	31	67



Colorado State.....41

Murray State.....58

**2012 NCAA West Regional
Second Round • Louisville, Ky.**

Colorado St....	Fg	3fg	Ft	O-D-T	Pf	Tp	A	To	Bs	St	Mn
Eikmeier-G.....	4-12	1-5	1-1	1-2-3	2	10	0	1	0	2	35
Green-G.....	0-6	0-2	0-0	2-3-5	2	0	0	5	0	0	35
Homung-F.....	6-7	0-1	0-0	7-10-17	5	12	0	3	0	2	31
Sabas-G.....	0-4	0-2	0-0	0-1-1	2	0	2	2	0	0	26
Bell-F.....	1-2	0-0	2-2	1-0-1	2	4	1	2	1	0	21
Carr.....	4-11	1-3	2-4	0-8-3	3	11	4	5	0	2	29
Smith, G.....	1-3	1-1	0-0	0-1-1	5	3	0	2	0	0	11
Smith, D.....	0-3	0-0	1-2	0-2-2	1	1	0	1	0	0	9
Mann.....	0-0	0-0	0-0	0-0-0	2	0	0	0	0	0	2
Calcaterra.....	0-0	0-0	0-0	0-0-0	0	0	0	0	0	0	1
Team.....				1-1-2							
Totals.....	16-48	3-14	6-9	12-28-40	22	41	7	22	1	6	200

Murray St.....	Fg	3fg	Ft	O-D-T	Pf	Tp	A	To	Bs	St	Mn
Canaan-G.....	4-13	1-6	6-8	3-4-7	1	15	2	2	0	1	36
Poole-G.....	5-11	2-6	1-2	0-2-2	1	13	1	2	1	1	32
Aska-F.....	1-7	0-0	4-6	2-6-8	2	6	1	0	1	1	31
Daniel-F.....	3-4	0-0	0-2	2-4-6	1	6	1	0	1	4	31
Long-G.....	2-5	0-1	2-4	3-1-4	2	6	2	2	1	1	26
Jackson.....	3-7	1-2	0-0	0-2-2	1	7	2	1	0	1	20
Mushatt.....	1-3	0-1	0-4	0-2-2	0	2	0	0	1	0	17
Wilson.....	1-1	1-1	0-0	0-1-1	0	3	0	0	0	0	7
Team.....				0-0-0							
Totals.....	20-51	5-17	13-26	10-22-32	8	58	9	8	5	9	200

Officials: Michael Stephens, Sean Corbin, Earl Watson
Technical fouls: None. **Attendance:** 16,069

Score by Periods	1st	2nd	T
Murray State.....	23	35	58
Colorado State.....	24	17	41

Missouri.....72

Colorado State.....84

**2013 NCAA Midwest Regional
Second Round • Lexington, Ky.**

Missouri.....	Fg	3fg	Ft	O-D-T	Pf	Tp	A	To	Bs	St	Mn
Bowers-F.....	3-7	0-1	1-2	1-3-4	4	7	3	0	1	1	31
Oriakhi-F.....	6-6	0-0	4-4	1-1-2	4	16	0	1	2	1	33
Pressey-G.....	7-19	3-6	3-4	0-1-1	4	20	7	1	0	3	38
Bell-G.....	0-2	0-1	0-0	0-2-2	1	0	1	1	0	0	12
Smith-G.....	3-10	3-9	5-5	0-1-1	4	14	0	1	0	0	28
Criswell.....	0-1	0-1	0-0	0-4-4	2	0	1	0	0	0	15
Bull.....	0-0	0-0	0	0-0-0	0	0	0	0	0	0	0+
Webster-Chan.....	2-3	0-1	0-0	0-1-1	1	4	0	0	0	0	14
Ross.....	3-8	1-4	4-4	1-2-3	4	11	1	1	0	1	28
Jankovic.....	0-1	0-0	0-0	0-0-0	0	0	0	0	0	0	1
Team.....				0-1-1							
Totals.....	24-57	7-23	17-19	13-16-19	24	72	13	5	3	6	200

Colorado St.....	Fg	3fg	Ft	O-D-T	Pf	Tp	A	To	Bs	St	Mn
Homung-F.....	2-2	0-0	2-2	4-4-8	0	6	2	4	0	0	39
Smith-F.....	5-10	1-1	1-4	0-0-0	3	12	2	2	1	0	26
Iverson-F.....	1-3	0-0	2-2	5-8-13	5	4	1	1	1	0	23
Eikmeir-G.....	3-8	2-4	3-3	0-3-3	4	11	2	4	0	0	30
Green-G.....	6-13	3-5	11-12	0-2-2	1	26	2	1	0	1	34
Bejarano.....	4-7	1-3	0-0	0-1-1	1	9	0	0	0	0	16
Octeus.....	3-7	0-1	6-8	0-6-6	1	12	1	2	1	0	24
Santo.....	1-0	0-0	2-2	1-2-3	2	4	0	0	0	0	8
Team.....				2-4-6							
Totals.....	25-51	7-14	27-33	12-30-42	17	84	10	14	3	1	200

Officials: Lamont Simpson, Brian O'Connell, Chris Beaver
Technical fouls: None. **Attendance:** 16,632

Score by Periods	1st	2nd	T
Missouri.....	38	34	72
Colorado State.....	47	37	84

Colorado State.....56

Louisville.....82

**2013 NCAA Midwest Regional
Third Round • Lexington, Ky.**

Colorado St....	Fg	3fg	Ft	O-D-T	Pf	Tp	A	To	Bs	St	Mn
Homung-F.....	1-2	0-0	0-0	0-1-1	3	2	1	1	1	0	23
Smith-F.....	4-5	1-1	5-6	2-0-2	2	14	0	4	0	0	22
Iverson-F.....	3-5	0-0	3-6	2-5-7	3	9	2	2	2	0	31
Eikmeir-G.....	4-6	0-0	1-2	0-1-1	3	9	1	4	0	0	21
Green-G.....	2-13	2-5	0-1	0-3-3	3	6	0	3	1	0	37
Bejarano.....	4-6	2-4	0-0	3-4-7	3	10	0	3	0	0	29
Octeus.....	1-2	0-1	4-6	0-1-1	2	6	0	1	0	0	26
De Ciman.....	0-1	0-1	0-0	0-0-0	0	0	0	1	0	0	3
Santo.....	0-0	0-0	0-0	0-0-0	0	0	0	0	0	0	8
Team.....				0-2-2							
Totals.....	19-40	5-12	13-21	7-17-24	19	56	4	20	4	0	200

Louisville.....	Fg	3fg	Ft	O-D-T	Pf	Tp	A	To	Bs	St	Mn
Behanan-F.....	2-4	0-0	1-1	1-2-3	2	5	1	1	0	0	20
Dieng-C.....	6-6	0-0	0-0	2-1-3	3	12	0	2	1	2	25
Smith-G.....	7-15	4-7	9-10	0-3-3	3	27	2	1	0	2	32
Siva-G.....	5-14	0-1	0-0	0-3-3	1	10	5	2	0	2	32
Blackshear-G.....	2-2	1-1	1-2	1-3-4	4	6	0	0	0	0	20
Ware.....	1-4	0-0	2-2	0-2-2	1	4	5	0	0	2	17
Hancock.....	2-2	0-0	1-1	0-0-0	4	5	0	2	1	1	19
Henderson.....	0-0	0-0	0-0	0-0-0	0	0	0	0	0	0	0+
Harrell.....	5-7	0-0	1-2	3-1-4	2	11	1	0	0	0	20
Van Treese.....	1-1	0-0	0-0	2-1-3	4	2	0	1	0	2	15
Team.....				1-3-4							
Totals.....	31-55	5-9	15-18	10-19-29	24	82	14	9	2	11	200

Officials: Randall McCall, Les Jones, Brian O'Connell
Technical fouls: None. **Attendance:** 20,601

Score by Periods	1st	2nd	T
Colorado State.....	31	25	56
Louisville.....	45	37	82



Record Book





Pat Durham

SCORING

Career

1. Pat Durham, 1986-89	1,980
2. Bill Green, 1961-63	1,682
3. Matt Nelson, 2002-05	1,637
4. Rich Strong, 1983-86	1,555
5. David Turcotte, 1985-88	1,508
6. Dorian Green, 2010-2013	1,464
7. Barry Young, 1978-80	1,413
8. Eddie Hughes, 1979-82	1,360
9. Gary Rhoades, 1971-73	1,292
10. Jason Smith, 2005-07	1,281

Season

1. Pat Durham, 1988	676
2. Bill Green, 1963	649
3. Pat Durham, 1989	611
4. Gary Rhoades, 1973	595
5. Mike Mitchell, 1990	586
6. Bill Green, 1962	573
7. David Evans, 1996	568
8. Milt Palacio, 1999	552
9. Andy Ogide, 2011	549
10. Barry Young, 1978	548

Game

1. Bill Green vs. Denver, 1963	48
2. Bill Green vs. Regis, 1963	44
3. Marcus Walker vs. Tennessee St., 2008	43
4. Barry Young vs. Pacific, 1977	42
5. Gary Rhoades vs. Arizona State, 1973	38
Bill Green vs. Montana State, 1963	38
7. Bill Green vs. Holy Cross, 1962	37
Barry Young vs. UCLA, 1979	37
9. Dorian Green vs. Northern Colorado, 2011	36
Bill Green vs. Northwestern, 1962	36
David Evans vs. BYU, 1996	36

REBOUNDING

Career


1. Pat Durham, 1986-89	851
2. Rich Strong, 1983-86	805
3. Pierce Hornung, 2010-13	799
4. Matt Barnett, 1995-98	768
5. Mike Childress, 1970-71	741
6. Bill Green, 1961-63	726
7. Jason Smith, 2005-07	683
8. Brian Greene, 2000-03	669
9. Tim Hall, 1973-75	663
10. Richard Gregory, 1956-58	642

Season

1. Mike Childress, 1970	392
2. Mike Childress, 1971	349
3. Colton Iverson, 2013	342
4. Jason Smith, 2007	304
5. Pierce Hornung, 2013	293
6. Gary Hibbard, 1956	288
7. Pat Durham, 1987	271
8. Tim Hall, 1974	269
9. Dennis Stuehm, 1954	268
10. Daniel Bejarano, 2014	267
Travis Lackey, 1972	267

Game

1. Mike Childress vs. Rice, 1970	26
Mike Childress vs. San Jose State, 1969	26
3. Mike Childress vs. Arizona, 1970	24
Mike Childress vs. Utah State, 1970	24
5. Mike Childress vs. Wyoming, 1971	23
6. Mike Childress vs. Denver, 1969	22
7. Mike Childress vs. Arizona, 1971	21
Alan Cunningham vs. Stanford, 1976	21
Mike Childress vs. New Mexico, 1970	21
10. Pat Durham vs. New Mexico, 1987	20
Gary Rhoades vs. Utah State, 1971	20
Mike Childress vs. Wyoming, 1970	20
Mike Childress vs. Air Force, 1970	20
Mike Childress vs. Missouri, 1969	20
Tom Hopman vs. Montana State, 1966	20
Sonny Bustion vs. Oklahoma City, 1965	20



Mike Childress



ASSISTS

Career

1. Ryan Yoder, 1991-94.....	529
2. Miit Palacio, 1997-99.....	425
3. Bobby Sellers, 1993-96.....	410
4. Dorian Green, 2010-13.....	373
5. Matt Barnett, 1995-98.....	368
6. Micheal Morris, 2003-05.....	367
7. Eddie Hughes, 1978-82.....	366
8. David Turcotte, 1985-88.....	344
9. Barry Bailey, 1985-88.....	334
10. Andy Birley, 2000-03.....	324

Season

1. Ryan Yoder, 1993.....	204
2. Ryan Yoder, 1994.....	187
3. Bobby Sellers, 1996.....	155
4. Miit Palacio, 1998.....	148
5. Miit Palacio, 1997.....	147
6. Rudy Carey, 1974.....	140
7. Cory Lewis, 2006.....	136
8. Cory Lewis, 2007.....	135
9. Miit Palacio, 1999.....	130
10. Ryan Yoder, 1992.....	126

Game

1. Ryan Yoder vs. Fort Lewis, 1993.....	12
Rudy Carey vs. Wisc.-Milwaukee, 1974.....	12
3. Micheal Morris vs. San Diego State, 2005.....	11
Bobby Sellers vs. Utah, 1996.....	11
Bobby Sellers vs. Fresno State, 1995.....	11
Ryan Yoder vs. New Mexico, 1994.....	11
Ryan Yoder vs. Hawaii, 1994.....	11
Ryan Yoder vs. Hawaii, 1993.....	11
Ryan Yoder vs. Colorado, 1993.....	11
Ryan Yoder vs. Fort Lewis, 1993.....	11
Ryan Yoder vs. East Carolina, 1992.....	11
Ryan Yoder vs. Rice, 1992.....	11

FIELD GOALS MADE

Career


1. Pat Durham, 1986-89.....	705
2. Rich Strong, 1983-86.....	629
3. Matt Nelson, 2002-05.....	594
4. Bill Green, 1961-63.....	578
5. Eddie Hughes, 1979-82.....	566

Season

1. Bill Green, 1963.....	219
2. Pat Durham, 1989.....	218
3. Andy Ogide, 2011.....	215
4. Marcus Walker, 2008.....	206
5. Matt Nelson, 2003.....	205
6. Gary Rhoades, 1973.....	201
7. David Evans, 1996.....	198
8. Cedric Goodwyn, 2000.....	197
9. Miit Palacio, 1999.....	188
10. Brian Greene, 2002.....	187

Game

1. George Price vs. BYU; 1971.....	18
------------------------------------	----



Ryan Yoder

FIELD GOALS ATTEMPTED

Career

1. Pat Durham, 1986-89.....	1,378
2. Rich Strong, 1983-86.....	1,213
3. Eddie Hughes, 1979-82.....	1,154
4. David Turcotte, 1985-88.....	1,140
5. Hal Kinard, 1952-55.....	1,137

Season

1. Pat Durham, 1988.....	502
2. Gary Rhoades, 1973.....	485
3. Marcus Walker, 2008.....	467
4. George Price, 1972.....	459
5. Daniel Bejarano, 2014.....	450
6. Miit Palacio, 1999.....	418
7. Wes Eikmeier, 2012.....	412
8. J.J. Avila, 2014.....	410
9. Dennis Stuehm, 1954.....	407
10. David Evans, 1996.....	403

Game

1. George Price vs. BYU; 1971.....	33
------------------------------------	----

FIELD-GOAL PERCENTAGE

Career

1. Michael Harrison, 2006 (160-257).....	.623
2. Matt Nelson, 2002-05 (594-965).....	.616
3. Stuart Creason, 2005-08 (328-545).....	.602
4. Colton Iverson, 2012-13 (183-307).....	.596
5. Pierce Hornung 2010-13 (304-518).....	.587
6. John Ford, 1996-00.....	.587
7. Jason Smith, 2004-08 (175-302).....	.579
8. Lorenzo Johnson, 1994-98.....	.573
9. Bill Green, 1961-63.....	.561
10. David Fisher, 1999-01.....	.559

Season

1. Stuart Creason, 2007.....	.670
2. Pierce Hornung, 2012.....	.653
3. Matt Nelson, 2003.....	.643
4. Michael Harrison, 2006.....	.623
5. Stuart Creason, 2006.....	.615
6. Matt Nelson, 2002.....	.613
7. Matt Nelson, 2005.....	.605
8. Colton Iverson, 2012-13.....	.596
9. Matt Nelson, 2004.....	.591
10. David Fisher, 2001.....	.588

Game (min. of 7 attempts)

1. 1.000 by many; Last by Colton Iverson at Wyoming, 2013 (12-12)



Wes Eikmeier

FREE THROWS MADE

Career

1. Pat Durham, 1986-89.....	569
2. Bill Green, 1961-63.....	525
3. Matt Nelson, 2002-05.....	449
4. Gary Rhoades, 1971-73.....	425
5. Dorian Green, 2010-13.....	385

Season

1. Bill Green, 1963.....	219
2. Pat Durham, 1989.....	218
3. Gary Rhoades, 1973.....	201
4. Pat Durham, 1988.....	172
5. Bill Green, 1962.....	167
6. Dennis Stuehm, 1954.....	156
7. Jason Smith, 2007.....	154
8. Jon Octeus, 2014.....	143
Mike Mitchell, 1990.....	143
10. Jason Smith, 2006.....	142

Game

1. Lonnie Wright vs. Wyoming; 1965.....	18
Bill Green vs. Denver; 1963.....	18

FREE THROWS ATTEMPTED

Career

1. Pat Durham, 1986-89.....	816
2. Bill Green, 1961-63.....	767
3. Matt Nelson, 2002-05.....	593
4. Travis Franklin, 2009-11.....	565
Gary Rhoades, 1971-73.....	565

Season

1. Bill Green, 1963.....	291
2. Pat Durham, 1989.....	290
3. Bill Green, 1962.....	263
4. Gary Rhoades, 1973.....	258
5. Dennis Stuehm, 1954.....	254
6. Pat Durham, 1988.....	249
7. Travis Franklin, 2010.....	244
8. Colton Iverson, 2013.....	222
9. Travis Franklin, 2011.....	211
10. Aaron Atkinson, 1992.....	210

Game

1. Gary Rhoades vs. TCU; 1972.....	21
------------------------------------	----

FREE-THROW PERCENTAGE

Career

1. Ryan Yoder, 1991-94.....	889
2. Wes Eikmeier, 2011-13.....	881
3. Joel Tribelhorn, 1989.....	868
4. John Sivesind, 1999-01 (142-166).....	855
5. Mark Meredith, 1990-91.....	831

Season

1. Mark Meredith, 1990 (64-69).....	928
2. Ryan Yoder, 1994.....	915
3. John Sivesind, 2001 (59-65).....	908
4. Wes Eikmeier, 2013 (96-107).....	897
5. Willis Gardner, 2008.....	896
6. Ryan Yoder, 1992.....	880
7. Wes Eikmeier, 2012 (108-123).....	878
8. Joel Tribelhorn, 1989 (59-68).....	868
9. Ryan Yoder, 1993.....	867
10. Wes Eikmeier, 2011 (47-55).....	855

Game

1. By Many.....	1,000
Last time: Wes Eikmeier, vs. Denver, 2012 (10-10)	

THREE-POINTERS MADE

Career

1. Andy Birley, 2000-03.....	235
2. John Sivesind, 1999-01.....	216
3. Dorian Green, 2010-13.....	197
4. Mark Meredith, 1990-91.....	154
5. David Evans, 1995-96.....	150
6. Wes Eikmeier, 2011-13.....	148
7. Bryan Christiansen, 1996-98.....	146
Andre McFarland, 2008-11.....	144
9. Stephan Gilling, 2006-07.....	130
10. Lynn Tryon, 1989-92.....	129

Season

1. Andy Birley, 2003.....	90
2. David Evans, 1996.....	88
3. Bryan Christiansen, 1997.....	85
4. Mark Meredith, 1990.....	84
5. Andy Birley, 2002.....	80
6. Jeff Shelley, 1994.....	79
7. Joel Tribelhorn, 1989.....	76
8. John Sivesind, 1999.....	75
9. John Sivesind, 2000.....	74
10. Keith Bonds, 1993.....	72

Game

1. Sean Morris vs. Colorado, 2006.....	9
Sean Morris at UNLV, 2005.....	9
Aki Palmer at Michigan, 2000.....	9
4. Dorian Green vs. Northern Colorado, 2012.....	8
David Evans vs. East Carolina, 1995.....	8
6. Adam Nigon vs. Wyoming, 2011.....	7
Andre McFarland vs. UC Davis, 2010.....	7
Cory Lewis vs. Kansas State, 2007.....	7
Andy Birley vs. Gardner-Webb, 2002.....	7
John Sivesind at Michigan, 2000.....	7
Willie Walker vs. Simon Fraser, 1994.....	7
David Turcotte vs. Wyoming, 1987.....	7
David Turcotte vs. Drexel, 1986.....	7



THREE-POINTERS ATTEMPTED

Career

1. Andy Birley, 2000-03.....	535
2. Dorian Green, 2010-13.....	532
3. John Sivesind, 1999-01.....	494
4. Wes Eikmeier, 2011-13.....	407
5. Bryan Christiansen, 1996-99.....	393
6. David Evans, 1995-96.....	386
7. Jon Rakiecki, 2002-05.....	371
8. Andre McFarland, 2008-11.....	363
9. Lynn Tryon, 1989-92.....	354
10. Marcus Walker, 2008-09.....	347

Season

1. David Evans, 1996.....	223
2. Bryan Christiansen, 1997.....	214
3. Andy Birley, 2003.....	213
4. Aaron Atkinson, 1992.....	210
5. Jeff Shelley, 1994.....	202
6. Marcus Walker, 2008.....	195
7. Daniel Bejarano, 2014.....	190
8. Andy Birley, 2002.....	184
John Sivesind, 1999.....	184
10. Mark Meredith, 1990.....	179

Game (since 2000)

1. Sean Morris vs. Colorado, 2005.....	16
2. Sean Morris vs. UNLV, 2005.....	14
3. Adam Nigon vs. New Mexico, 2010.....	13
John Sivesind vs. Wyoming, 2001.....	13
5. Marcus Walker vs. No. Colorado, 2007.....	12
Stephen Gilling vs. Western Michigan, 2005.....	12
7. Dorain Green vs. San Francisco, 2010.....	11
Marcus Walker vs. TCU, 2009.....	11
Sean Morris vs. New Mexico, 2005.....	11
Andy Birley vs. Wyoming, 2003.....	11
Andy Birley vs. New Mexico, 2002.....	11
John Sivesind vs. Colorado, 2000.....	11



Andy Birley



Sean Morris

THREE-POINT PERCENTAGE

Career

1. Joel Tribelhorn, 1989.....	535
2. Trent Shippen, 1988-89.....	480
3. Aki Palmer, 2000-01.....	450
Mark Meredith, 1990-91.....	450
5. Kaipo Sabas, 2011-12.....	444
6. Andy Birley, 2000-03.....	439
7. John Sivesind, 1999-01.....	438
8. Stephan Gilling, 2006-07.....	429
9. David Turcotte, 1985-88.....	426
10. Sean Morris, 2005-06.....	406

Season

1. Joel Tribelhorn, 1989.....	564
2. Trent Shippen, 1988.....	522
3. Aki Palmer, 2000.....	490
4. John Sivesind, 2000.....	477
5. Mark Meredith, 1990.....	469
6. Jameel Mahmud, 1997.....	456
7. David Turcotte, 1987.....	445
8. John Sivesind, 2001.....	441
9. Kaipo Sabas, 2012.....	435
Stephan Gilling, 2007.....	435



Matt Nelson

STEALS

Career

1. Pierce Hornung, 2010-13	156
2. Milt Palacio, 1997-99	152
3. Brian Greene, 2000-03	131
4. Adam Nigon, 2008-11	121
5. David Evans, 1995-96	116
6. Eddie Hughes, 1979-82	112
7. Pat Durham, 1986-89	109
8. Cory Lewis, 2006-07	108
9. Damon Crawford, 1991-94	107
10. Ryan Yoder, 1991-94	106

Season

1. David Evans, 1996	72
2. Andre McKanstry, 1999	68
3. Damon Crawford, 1994	66
4. Milt Palacio, 1999	60
5. Cory Lewis, 2006	61
6. Pat Durham, 1989	54
7. Brian Greene, 2002	52
8. Pierce Hornung, 2012	49
9. Milt Palacio, 1998	48
Delmonte Madison, 1996	48
Eric Frieauf, 1988	48

Game

1. Eddie Hughes vs. SDSU, 1982	8
Milt Palacio vs. Nevada, 1999	8
3. David Evans vs. BYU, 1996	7
Damon Crawford vs. SEMS, 1993	7
Milt Palacio at S. Alabama, 1999	7
6. Tyler Smith vs. Boise State, 2007	6
Tyler Smith vs. TCU, 2007	6
David Evans vs. Utah, 1996	6
Delmonte Madison vs. SDSU, 1996	6
Damon Crawford vs. SDSU, 1994	6
Damon Crawford vs. Utah, 1994	6
Bobby Sellers vs. Rice, 1993	6
Mark Meredith vs. Air Force, 1991	6

BLOCKS

Career

1. Ryan Chilton, 1995-98	185
2. Joe Vogel, 1993-96	180
3. Pat Durham, 1986-89	171
4. Matt Nelson, 2002-05	158
5. Stuart Creason, 2007-08	153
6. Jason Smith, 2005-07	149
7. Micheal Morris, 2003-05	131
8. Rich Strong, 1983-86	109
9. Jason Smith, 2005-06	102
10. John Ford, 1997-00	94

Season

1. Ryan Chilton, 1998	72
2. Michael Harrison, 2006	66
Jason Smith, 2006	66
4. Ryan Chilton, 1997	63
5. Joe Vogel, 1996	62
Pat Durham, 1987	62
7. Joe Vogel, 1994	57
8. Jason Smith, 2007	47
9. Pat Durham, 1988	45
10. Micheal Morris, 2003	44
Matt Nelson, 2003	44
Pat Durham, 1989	44

Game

1. John Ford vs. Florida A&M, 2000	11
2. Joe Vogel at Utah, 1994	8
3. Stuart Creason at Wyoming, 2007	7
Jason Smith at Northern Colorado, 2006	7
Joe Vogel vs. BYU, 1996	7
Joe Vogel vs. Utah St., 1993	7
7. Stuart Creason at TCU	6
Michael Harrison vs. San Diego State, 2006	6
Joe Vogel vs. San Diego State, 1996	6
Ryan Chilton, Three Times	6


GAMES PLAYED

Career

1. Dorian Green, 2010-13	130
2. Pat Durham, 1986-89	125
3. David Turcotte, 1985-88	123
4. Pierce Hornung, 2010-13	123
5. Adam Nigon, 2008-11	122
Barry Bailey, 1985-88	122
7. Andy Birley, 2000-03	121
8. Greg Smith, 2010-13	121
9. Brian Greene, 2000-03	120
10. Rich Strong, 1983-86	117



Milt Palacio



Eddie Hughes

FRESHMAN

Scoring Average

1. Eddie Hughes, 1979	15.4
2. Matt Nelson, 2002	14.0
3. Dorian Green, 2010	11.8
4. Jason Smith, 2005	10.5
5. Rich Strong, 1983	9.5

Rebounding Average


1. Rich Strong, 1983	6.3
2. Jason Smith, 2005	5.8
3. Kish Lewis, 1995	5.7
4. Matt Nelson, 2002	5.0
5. Mark Jung, 1979	4.7

Assists

1. Micheal Morris, 2003	121
2. Eddie Hughes, 1979	108
3. Dorian Green, 2010	80
4. John Dudley, 1983	75
5. David Turcotte, 1985	65



Micheal Morris



Andre McFarland

Games Played

1. Micheal Morris, 2003	33
2. Dorian Green, 2010	32
Pierce Hornung, 2010	32
Lance Irvin, 1988	32
Andre McFarland, 2008	32
Josh Simmons, 2008	32
Flynn Clayman, 2008	32
Adam Nigon, 2008	32

Games Started

1. Dorian Green, 2010	32
2. Andre McFarland, 2008	31
3. Rich Strong, 1983	30
4. Eddie Hughes, 1979	27
5. Stephan Gilling, 2006	24

Blocked Shots

1. Micheal Morris, 2003	44
2. Matt Nelson, 2002	41
3. Jason Smith, 2005	36
4. Kish Lewis, 1995	34
5. Ryan Chilton, 1995	24




Rich Strong



The 2012-13 Colorado State Rams won a school-record 26 games, including a win over Missouri in the NCAA Tournament

SINGLE SEASON

Wins	Blocked Shots	Scoring Average
1. 2012-1326	1. 2005-06202	1. 1971-7279.2
2. 1988-8923	2. 2004-05150	2. 1995-9678.5
3. 1953-5422	3. 2002-03149	3. 1993-9476.9
4. 1987-8822	4. 1995-96141	4. 1974-7576.5
5. 1989-9021	5. 2003-04140	5. 1978-7976.1
Points	Fewest Points Allowed	Three-Point Percentage
1. 2012-132,553	1. 1965-661,575	1. 1988-89 (141-305)462
2. 2002-032,450	2. 1966-671,580	2. 1999-00 (255-579)440
3. 1995-962,355	3. 1982-831,645	3. 1987-88 (135-323)418
4. 2013-142,347	4. 1976-771,648	4. 1989-90 (187-449)417
5. 1994-952,321	5. 1997-981,802	5. 2000-01 (183-454)403
Field Goals Made	Rebounds	Three-Pointers Attempted
1. 2012-13881	1. 2012-131,400	1. 1999-00579
2. 2002-03876	2. 1970-711,231	2. 2007-08577
3. 1995-96851	3. 2013-141,202	3. 2010-11561
4. 1978-79822	4. 1994-951,185	1993-94561
5. 2005-06801	5. 1971-721,172	5. 1998-99543
Field Goals Attempted	Steals	Three-Pointers Made
1. 1972-731970	1. 1998-99240	1. 1999-00255
Field-Goal Percentage	2. 2010-11232	2. 1993-94212
1. 2002-03505	3. 2009-10231	3. 2007-08196
1995-96505	4. 2006-07227	4. 2008-09193
3. 1962-63494		5. 1996-97192
4. 2005-06491		
5. 1975-76488		



Tyson Maroney scored a team-high 21 points to help CSU to a school-record 119 points in a win over Fort Lewis College during the 1992-93 season.

SINGLE GAME

Points

1. Fort Lewis, 1993	119
2. West Texas State, 1971	117
3. Fort Lewis, 1992	113
4. SW Oklahoma State, 2013	109
Air Force, 1972	109
TCU, 1972	109
New Mexico State, 1966	109

Field Goals

1. Air Force, 1972	46
2. Texas-Arlington, 1984	42
3. Arizona, 1978	40
4. Fort Lewis, 1993	39
5. Air Force, 1996	38

Field Goal Attempts

1. Cal State Fullerton; 1970	99
------------------------------------	----

Field-Goal Percentage

1. San Diego State, 2012	1.000
2. Denver, 2002711
3. DePauw, 1979688
4. Wisc.-Green Bay, 1987686
5. Cal State-Northridge, 1975685

Field-Goal Percentage (Half)

1. Denver; 2001810
-----------------------	------

Free-Throw Attempts

1. UNLV, 2004	56
2. Manhattan, 2012	54
3. San Diego State, 2004	53
4. Oral Roberts, 1989	50
5. Washington State, 2003	47

Free Throws Made

1. Manhattan, 2012	43
2. Oral Roberts, 1989	39
3. San Diego State, 2004	37
4. TCU, 2006	34
UNLV, 2004	34
West Texas A&M, 1994	34

Rebounds

1. West Texas State, 1970	79
2. Indiana State, 1975	70
3. Fort Lewis, 1994	66
4. Boise State, 1975	62
5. Fort Lewis, 1993	57

Three-Pointers Attempted

1. Utah, 2008	32
2. Air Force, 2011	29
3. Fresno State, 1993	28
Fresno State, 1993	28
5. Michigan, 2000	27
Hawaii, 1997	27
New Mexico, 1994	27

Three-Pointers Made

1. Michigan, 2000	17
2. Five Times	14
Last vs. Wyoming; Jan. 4, 2011	

Three-Point Percentage

1. New Mexico, 1989	1.000
2. Wyoming, 1991714
3. Manhattan, 2012667
Colorado, 2008667
Wyoming, 2010667
5. Utah, 1996650

Assists

1. Fort Lewis, 1993	30
2. Colorado, 1994	27
3. SW Oklahoma State, 2013	26
Stetson, 2005	26
Wyoming, 1985	26

Blocked Shots

1. Auburn, 2006	12
Pepperdine, 2006	12
Wyoming, 2006	12
4. Drake, 2005	11
San Diego State, 2004	11
New Mexico, 2003	11
Texas A&M-Kingsville, 2003	11
San Diego State, 2003	11
San Diego State, 1996	11
Wyoming, 1992	11

OPPONENT RECORDS

Points

1. Iowa, 1981	113
2. New Mexico, 1978	111
3. Oklahoma, 1987	108
4. Arizona, 1975	107
5. Arizona State, 1975	104

Field Goals

1. Brigham Young, 1979	44
2. Brigham Young, 1978	39
3. Arizona State, 1978	38
4. Brigham Young, 2009	37
New Mexico, 1978	37

Field-Goal Percentage

1. Air Force, 2003719
2. Brigham Young, 2009649
3. San Diego State, 2006638
Brigham Young, 1979638
5. Denver, 1977630

Free-Throw Attempts

1. New Mexico, 2000	47
2. Arkansas-Little Rock, 2002	45
3. Montana State, 2004	44
Northwestern, 1980	44
5. UTEP, 2013	43
BYU, 2011	43
Pepperdine, 2005	43

Free Throws

1. New Mexico, 2000	39
2. BYU, 2011	35
Colorado, 2010	35
4. Colorado, 1999	34
5. UTEP, 2013	32

Rebounds

1. Arizona State, 1975	59
2. Brigham Young, 1980	58
3. Brigham Young, 1988	56
4. UTEP, 2013	53
5. Utah, 1975	52

Three-Pointers Attempted

1. UNLV, 2007	37
2. Arkansas Tech, 2006	34
UTEP, 1995	34
Oral Roberts, 1990	34
5. Fresno State, 1997	33

Three-Point Field Goals

1. Michigan, 2000	17
2. UNLV, 2007	15
Air Force, 2007	15
New Mexico, 1994	15
Brigham Young, 1990	15



ALL-TIME SERIES

Opponent	Overall	Home	Away	Neutral
Adams State	4 0 1.000	2 0 1.000	2 0 1.000	0 0 .000
Air Force	72 31 .699	38 10 .792	30 19 .612	4 2 .666
Alabama	0 1 .000	0 0 .000	0 0 .000	0 1 .000
Alabama-Huntsville	1 0 1.000	0 0 .000	0 0 .000	1 0 1.000
Alabama State	1 0 1.000	1 0 1.000	0 0 .000	0 0 .000
American	1 0 1.000	1 0 1.000	0 0 .000	0 0 .000
Appalachian State	1 0 1.000	0 0 .000	0 0 .000	1 0 1.000
Arizona	11 14 .440	9 3 .750	2 11 .153	0 0 .000
Arizona State	7 15 .318	7 3 .700	0 12 .000	0 0 .000
Army	1 0 1.000	0 0 .000	1 0 1.000	0 0 .000
Arkansas-Little Rock	0 2 .000	0 1 .000	0 1 .000	0 0 .000
Arkansas-Pine Bluff	2 0 1.000	2 0 1.000	0 0 .000	0 0 .000
Arkansas State	3 0 1.000	2 0 1.000	1 0 1.000	0 0 .000
Arkansas Tech	1 0 1.000	1 0 1.000	0 0 .000	0 0 .000
Arvada Athletics	1 0 .000	0 0 .000	1 0 1.000	0 0 .000
Auburn	2 2 .500	1 0 1.000	0 2 .000	1 0 1.000
Austin Peay State	0 1 .000	0 1 .000	0 0 .000	0 0 .000
Ball State	1 0 1.000	1 0 1.000	0 0 .000	0 0 .000
Baylor	3 4 428	2 0 1.000	1 3 250	0 1 .000
Bethune-Cookman	1 0 1.000	1 0 1.000	0 0 .000	0 0 .000
Boise State	7 5 .583	6 1 .857	1 4 .200	0 0 .000
Boston College	1 1 .500	0 0 .000	0 0 .000	1 1 .500
Boulder Preps	1 0 1.000	0 0 .000	1 0 1.000	0 0 .000
Bradley	0 0 .000	0 0 .000	0 0 .000	0 0 .000
Bucknell	1 0 1.000	1 0 1.000	0 0 .000	0 0 .000
Buckley Field	0 2 .000	0 1 .000	0 1 .000	0 0 .000
Buffalo	0 1 .000	0 0 .000	0 0 .000	0 1 .000
BYU	44 88 .333	31 32 .492	10 54 .156	3 2 .600
BYU-Hawaii	1 0 1.000	1 0 1.000	0 0 .000	0 0 .000
California	0 1 .000	0 0 .000	0 1 .000	0 0 .000
Cal Poly	1 0 1.000	1 0 1.000	0 0 .000	0 0 .000
Cal State Fullerton	5 1 .833	5 0 1.000	0 1 .000	0 0 .000
Cal State Hayward	1 0 1.000	1 0 1.000	0 0 .000	0 0 .000
Cal State Northridge	4 0 1.000	4 0 1.000	0 0 .000	0 0 .000
Central Connecticut	1 0 1.000	0 0 .000	0 0 .000	1 0 1.000
Chadron State	1 0 1.000	0 0 .000	0 0 .000	0 0 .000
Chapman	3 0 1.000	2 0 1.000	1 0 1.000	0 0 .000
Chattanooga	1 1 .500	0 0 .000	0 1 .000	1 0 1.000
Chicago State	1 0 1.000	1 0 1.000	0 0 .000	0 0 .000
Cleveland State	4 0 1.000	2 0 1.000	2 0 1.000	0 0 .000
Colorado	37 85 .303	28 32 .467	8 53 .131	1 0 1.000
Colorado College	21 33 .388	17 15 .531	4 19 .160	0 0 .000
Colorado Mines	45 17 .725	27 6 .818	18 11 .620	0 0 .000
Cornell	1 0 1.000	0 0 .000	1 0 1.000	0 0 .000
Creighton	1 3 .250	1 1 .500	0 2 .000	0 0 .000
CS-Los Angeles	0 1 .000	0 1 .000	0 0 .000	0 0 .000
CSU-Pueblo	6 0 1.000	6 0 1.000	0 0 .000	0 0 .000
CSU Bakersfield	1 0 1.000	1 0 1.000	0 0 .000	0 0 .000
Dakota Wesleyan	0 1 .000	0 0 .000	0 1 .000	0 0 .000
Daytona	1 0 1.000	0 0 .000	0 0 .000	1 0 1.000
Denver	92 68 .575	54 29 .650	37 39 .487	1 0 1.000
Denver Nuggets	1 1 .500	1 1 .500	0 0 .000	0 0 .000
DePauw	2 0 1.000	2 0 1.000	0 0 .000	0 0 .000
Detroit	0 2 .000	0 0 .000	0 2 .000	0 0 .000
Doane	1 0 1.000	1 0 1.000	0 0 .000	0 0 .000
Dominican (CA)	1 0 1.000	0 0 .000	0 0 .000	1 0 1.000
Drake	6 4 .600	4 0 1.000	2 3 .400	0 1 .000
Drexel	1 1 .500	0 1 .000	1 0 1.000	0 0 .000
Duke	0 2 .000	0 0 .000	0 1 .000	0 1 .000
Duquesne	0 1 .000	0 0 .000	0 1 .000	0 0 .000
East Carolina	1 1 .500	1 0 1.000	0 1 .000	0 0 .000
Eastern Illinois	1 1 .500	0 0 .000	1 1 .500	0 0 .000
Eastern Kentucky	2 1 .666	1 0 1.000	1 1 .500	0 0 .000
Eastern Michigan	1 0 1.000	1 0 1.000	0 0 .000	0 0 .000

Opponent	Overall	Home	Away	Neutral
Eastern Montana	2 0 1.000	1 0 1.000	1 0 1.000	0 0 .000
Eastern Washington	5 0 1.000	4 0 1.000	1 0 1.000	0 0 .000
Emporia Kansas	0 2 .000	0 0 .000	0 2 .000	0 0 .000
Evansville	1 0 1.000	1 0 1.000	0 0 .000	0 0 .000
Fairfield	0 1 .000	0 1 .000	0 0 .000	0 0 .000
Florida	1 0 1.000	0 0 .000	0 0 .000	1 0 1.000
Florida Atlantic	1 0 1.000	1 0 1.000	0 0 .000	0 0 .000
Florida A&M	1 0 1.000	0 0 .000	0 0 .000	1 0 1.000
Florida State	0 1 .000	0 0 .000	0 1 .000	0 0 .000
Fordham	0 1 .000	0 0 .000	0 1 .000	0 0 .000
Fort Lewis	3 0 1.000	3 0 1.000	0 0 .000	0 0 .000
Fort Logan	2 2 .500	1 1 .500	1 1 .500	0 0 .000
Fort Warren	7 3 .700	5 1 .833	2 2 .500	0 0 .000
Fresno State	13 12 .520	11 2 .846	1 9 .100	1 1 .500
Fullerton State	0 1 .000	0 0 .000	0 1 .000	0 0 .000
Gardner-Webb	2 1 .666	2 0 1.000	0 1 .000	0 0 .000
Georgia Tech	0 1 .000	0 0 .000	0 1 .000	0 0 .000
Glenwood Springs	2 0 1.000	0 0 .000	2 0 1.000	0 0 .000
Gonzaga	2 3 .400	1 0 1.000	1 3 250	0 0 .000
Greeley Arrows	2 1 .666	2 0 1.000	0 1 .000	0 0 .000
Hampton	0 1 .000	0 0 .000	0 0 .000	0 1 .000
Hastings College	1 0 1.000	1 0 1.000	0 0 .000	0 0 .000
Hawaii	23 21 .522	15 4 .789	6 15 .285	2 2 .500
Holy Cross	0 1 .000	0 0 .000	0 0 .000	0 1 .000
Houston	1 1 .500	1 0 1.000	0 0 .000	0 1 .000
Idaho	6 7 .461	2 1 .666	4 6 .400	0 0 .000
Idaho State	13 7 .650	8 1 .888	5 4 .555	0 2 .000
Indiana	0 2 .000	0 0 .000	0 2 .000	0 0 .000
Indiana-St. Evans	1 0 1.000	1 0 1.000	0 0 .000	0 0 .000
Indiana State	1 2 .333	1 0 1.000	0 2 .000	0 0 .000
Iowa	2 2 .500	1 0 1.000	1 2 .333	0 0 .000
Iowa State	1 5 .166	0 2 .000	1 2 .333	0 1 .000
IPFW	2 0 1.000	2 0 1.000	0 0 .000	0 0 .000
IUPUI	1 1 .500	1 0 1.000	0 1 .000	0 0 .000
Jacksonville	1 0 1.000	0 0 .000	1 0 1.000	0 0 .000
Jacksonville State	1 0 1.000	0 0 .000	0 0 .000	1 0 1.000
Kansas	0 1 .000	0 0 .000	0 0 .000	0 1 .000
Kansas State	5 7 .416	5 1 .833	0 6 .000	0 0 .000
Kent State	1 0 1.000	1 0 1.000	0 0 .000	0 0 .000
Lamar	2 0 1.000	2 0 1.000	0 0 .000	0 0 .000
Lewis & Clark	1 0 1.000	1 0 1.000	0 0 .000	0 0 .000
Long Beach State	2 0 1.000	1 0 1.000	1 0 1.000	0 0 .000
Louisville	0 1 .000	0 0 .000	0 0 .000	0 1 .000
Lowry Field	2 4 .333	2 2 .500	0 2 .000	0 0 .000
Loyola-Chicago	1 1 .500	1 0 1.000	0 1 .000	0 0 .000
Loyola Marymount	1 4 .200	1 1 .500	0 3 .000	0 0 .000
Manhattan	1 0 1.000	1 0 1.000	0 0 .000	0 0 .000
Marshall	2 1 .666	1 0 1.000	1 1 .500	0 0 .000
Massachusetts	1 0 1.000	0 0 .000	1 0 1.000	0 0 .000
Mayville State	1 0 1.000	1 0 1.000	0 0 .000	0 0 .000
McNeese State	2 0 1.000	1 0 1.000	1 0 1.000	0 0 .000
McPherson Kansas	1 0 1.000	0 0 .000	1 0 1.000	0 0 .000
Mesa State	2 0 1.000	2 0 1.000	0 0 .000	0 0 .000
Metro State	2 0 1.000	2 0 1.000	0 0 .000	0 0 .000
Michigan	1 2 .333	1 1 .500	0 1 .000	0 0 .000
Michigan State	0 1 .000	0 0 .000	0 1 .000	0 0 .000
Minnesota	1 4 .250	1 1 .500	0 3 .000	0 0 .000
Mississippi	1 0 1.000	0 0 .000	0 0 .000	1 0 1.000
Mississippi State	1 0 1.000	1 0 1.000	0 0 .000	0 0 .000
Missouri	2 1 .667	1 0 1.000	0 1 .000	1 0 1.000
Montana	20 13 .506	14 3 .824	6 10 .375	0 0 .000
Montana State	13 4 .764	8 2 .88	5 2 .714	0 0 .000
Montana Tech	3 0 1.000	3 0 1.000	0 0 .000	0 0 .000
Moorehead State	0 1 .000	0 0 .000	0 1 .000	0 0 .000



Opponent	Overall	Home	Away	Neutral
Morris Brown	1 0 1.000	1 0 1.000	0 0 .000	0 0 .000
Murray State	0 1 .000	0 0 .000	0 0 .000	0 1 .000
Muscatine Iowa	0 1 .000	0 1 .000	0 0 .000	0 0 .000
Nebraska	3 7 .300	2 2 .500	1 5 .200	0 0 .000
Nebraska Omaha	2 0 1.000	2 0 1.000	0 0 .000	0 0 .000
Nevada	6 7 .462	3 2 .600	3 5 .375	0 0 .000
New Mexico	43 73 .371	31 26 .544	12 47 .203	0 3 .000
New Mexico State	3 1 .750	3 0 1.000	0 1 .000	0 0 .000
New Orleans	2 0 1.000	2 0 1.000	0 0 .000	0 0 .000
New York	1 0 1.000	0 0 .000	0 0 .000	1 0 1.000
North Carolina	1 1 .500	0 0 .000	1 1 .500	0 0 .000
North Dakota	1 0 1.000	1 0 1.000	0 0 .000	0 0 .000
North Dakota State	2 1 .666	2 0 1.000	0 1 .000	0 0 .000
North Florida	1 0 1.000	1 0 .000	0 0 .000	0 0 .000
North Texas	4 2 .666	3 0 1.000	1 2 .333	0 0 .000
Northeastern	1 0 1.000	0 0 .000	0 0 .000	1 0 1.000
Northeastern State	1 0 1.000	1 0 1.000	0 0 .000	0 0 .000
Northern Arizona	2 2 .500	2 1 .666	0 1 .000	0 0 .000
Northern Colorado	65 35 .650	48 13 .786	17 22 .435	0 0 .000
Northern Iowa	0 1 .000	0 0 .000	0 1 .000	0 0 .000
Northwest Oklahoma	2 0 1.000	2 0 1.000	0 0 .000	0 0 .000
Northwestern	1 2 .333	0 1 .000	0 1 .000	1 0 1.000
Northwestern State	2 0 1.000	1 0 1.000	1 0 1.000	0 0 .000
Oklahoma	1 2 .333	0 0 .000	1 2 .333	0 0 .000
Oklahoma City	3 2 .600	1 0 1.000	2 0 1.000	0 2 .000
Oklahoma Panhandle St.	0 1 .000	0 1 .000	0 0 .000	0 0 .000
Oklahoma State	1 4 .200	1 1 .500	0 3 .000	0 0 .000
Ohio	2 2 .000	0 0 .000	0 2 .000	0 0 .000
Ohio State	0 1 .000	0 0 .000	0 0 .000	0 1 .000
Oral Roberts	3 1 .750	2 0 1.000	1 1 .500	0 0 .000
Oregon	1 8 .111	0 1 .000	1 7 .125	0 0 .000
Oregon State	4 2 .666	1 0 1.000	2 2 .500	1 0 1.000
Pacific	3 2 .600	1 0 1.000	2 2 .500	0 0 .000
Penn State	1 0 1.000	0 0 .000	1 0 1.000	0 0 .000
Pepperdine	3 3 .500	1 0 1.000	1 3 .250	1 0 1.000
Philips	2 0 1.000	2 0 1.000	0 0 .000	0 0 .000
Portland	2 1 .667	1 0 1.000	0 1 .000	1 0 1.000
Portland State	5 0 1.000	2 0 1.000	2 0 1.000	1 0 1.000
Prairie View A&M	2 0 1.000	2 0 1.000	0 0 .000	0 0 .000
Pratt Kansasa	0 1 .000	0 1 .000	0 0 .000	0 0 .000
Purdue	1 4 .200	1 1 .500	0 3 .000	0 0 .000
Regis	22 7 .758	13 2 .866	9 5 .642	0 0 .000
Rice	5 3 .625	3 0 1.000	2 2 .500	0 1 .000
Rutgers	1 0 1.000	0 0 .000	0 0 .000	1 0 1.000
Sacramento State	4 0 1.000	3 0 1.000	1 0 1.000	0 0 .000
Sam Houston State	0 1 .000	0 1 .000	0 0 .000	0 0 .000
San Diego State	37 36 .506	24 10 .706	12 23 .343	1 3 .250
San Jose State	8 0 1.000	4 0 1.000	3 0 1.000	1 0 1.000
San Francisco	2 3 .400	1 0 1.000	1 3 .250	0 0 .000
Santa Clara	0 1 .000	0 0 .000	0 0 .000	0 1 .000
Santa Barbara	1 0 1.000	1 0 1.000	0 0 .000	0 0 .000
Seattle	3 5 .375	3 1 .750	0 4 .000	0 0 .000
SE Missouri State	2 0 1.000	1 0 1.000	1 0 1.000	0 0 .000
Simon Fraser	4 0 1.000	4 0 1.000	0 0 .000	0 0 .000
SIU-Edwardsville	1 0 1.000	1 0 1.000	0 0 .000	0 0 .000
SMU	3 4 .428	1 0 1.000	1 2 .333	1 2 .333
South Alabama	1 1 .500	1 0 1.000	0 1 .000	0 0 .000
South Carolina	1 1 .500	1 0 1.000	0 1 .000	0 0 .000
South Carolina State	1 0 1.000	0 0 .000	0 0 .000	1 0 1.000
South Florida	2 0 1.000	1 0 1.000	1 0 1.000	0 0 .000
Southern Illinois	1 2 .333	1 0 1.000	0 2 .000	0 0 .000
Southern Mississippi	2 1 .666	0 1 .000	0 0 .000	2 0 1.000
Southern Oregon	1 0 1.000	1 0 1.000	0 0 .000	0 0 .000
SW Oklahoma State	1 0 1.000	1 0 1.000	0 0 .000	0 0 .000

Opponent	Overall	Home	Away	Neutral
Stanford	1 7 .125	1 2 .333	0 5 .000	0 0 .000
St. Bonaventure	2 1 .667	1 0 1.000	1 0 1.000	0 1 .000
St. Louis	0 1 .000	0 0 .000	0 0 .000	0 1 .000
St. Martin's	0 1 .000	0 1 .000	0 0 .000	0 0 .000
St. Mary's	2 1 .666	0 0 .000	2 1 .666	0 0 .000
Stetson	2 0 1.000	1 0 1.000	1 0 1.000	0 0 .000
SW Kansas	0 2 .000	0 0 .000	0 2 .000	0 0 .000
SW Louisiana	1 0 1.000	1 0 1.000	0 0 .000	0 0 .000
SW Texas	1 0 1.000	1 0 1.000	0 0 .000	0 0 .000
Syracuse	0 1 .000	0 0 .000	0 0 .000	0 1 .000
TCU	11 11 .500	7 3 .700	2 8 .200	2 0 1.000
Tennessee State	1 0 1.000	0 0 .000	0 0 .000	1 0 1.000
Texas	0 2 .000	0 0 .000	0 1 .000	0 1 .000
Texas-Arlington	2 0 1.000	1 0 1.000	1 0 1.000	0 0 .000
Texas A&M	2 1 .666	0 1 .000	2 0 1.000	0 0 .000
Texas A&M-Kingsville	1 0 1.000	0 0 .000	1 0 1.000	0 0 .000
Texas-Pan American	6 0 1.000	4 0 1.000	2 0 1.000	0 0 .000
Texas Southern	2 0 1.000	2 0 1.000	0 0 .000	0 0 .000
Texas State	1 0 1.000	1 0 1.000	0 0 .000	0 0 .000
Texas Tech	3 5 .375	1 2 .333	1 3 .120	1 0 1.000
Texas Western	0 1 .000	0 1 .000	0 0 .000	0 0 .000
Toledo	3 2 .600	1 1 .500	2 1 .666	0 0 .000
Troy	1 0 1.000	1 0 1.000	0 0 .000	0 0 .000
Tulsa	2 3 .400	1 1 .500	1 2 .333	0 0 .000
UCLA	3 4 .428	1 0 1.000	1 4 .200	1 0 1.000
UC-Colorado Springs	2 0 1.000	2 0 1.000	0 0 .000	0 0 .000
UC Davis	1 0 1.000	0 0 .000	0 0 .000	1 0 1.000
UC San Diego	1 0 1.000	1 0 1.000	0 0 .000	0 0 .000
UIC	1 1 .500	1 0 1.000	0 1 .000	0 0 .000
UNLV	12 36 .250	8 14 .363	4 21 .160	0 1 .000
USC	2 6 .250	0 3 .000	1 3 .250	1 0 1.000
U.S. International	3 0 1.000	2 0 1.000	1 0 1.000	0 0 .000
Utah	46 99 .317	28 41 .373	16 54 .228	2 4 .333
Utah State	35 46 .432	27 13 .675	8 32 .200	0 1 .000
UTEP	26 45 .366	18 13 .581	8 28 .222	0 4 .000
UTSA	1 0 1.000	1 0 1.000	0 0 .000	0 0 .000
Valparaiso	0 1 .000	0 0 .000	0 0 .000	0 1 .000
Vermont	1 0 1.000	0 0 .000	0 0 .000	1 0 1.000
Villanova	0 1 .000	0 0 .000	0 0 .000	0 1 .000
Virginia Tech	1 0 1.000	0 0 .000	0 0 .000	1 0 1.000
Washington	2 1 .667	1 0 1.000	1 1 .500	0 0 .000
Washington State	8 1 .888	3 1 .750	5 0 1.000	0 0 .000
Weber State	2 5 .200	2 2 .500	0 2 .000	0 1 .000
Western Michigan	3 0 1.000	1 0 1.000	1 0 1.000	1 0 1.000
Western State	6 3 .666	6 3 .666	0 0 .000	0 0 .000
West Alabama	1 0 1.000	1 0 1.000	0 0 .000	0 0 .000
West Texas A&M	2 0 1.000	2 0 1.000	0 0 .000	0 0 .000
West Texas State	7 2 .777	4 0 1.000	3 2 .600	0 0 .000
Whitworth	1 1 .500	0 0 .000	1 1 .500	0 0 .000
Wichita State	1 7 .125	1 2 .333	0 5 .000	0 0 .000
William & Mary	0 1 .000	0 0 .000	0 1 .000	0 0 .000
Winston-Salem State	1 0 1.000	0 0 .000	0 0 .000	1 0 1.000
Wisconsin-Green Bay	2 2 .500	2 0 1.000	0 2 .000	0 0 .000
Wisconsin-LaCrosse	1 0 1.000	1 0 1.000	0 0 .000	0 0 .000
Wisconsin-Milwaukee	1 0 1.000	1 0 1.000	0 0 .000	0 0 .000
Wisconsin-Stevens P.	0 1 .000	0 0 .000	0 1 .000	0 0 .000
Wyoming	91 130 .412	50 51 .495	38 76 .333	3 3 .500
Xavier	1 0 1.000	0 0 .000	0 0 .000	1 0 1.000
Yale	2 0 1.000	1 0 1.000	0 0 .000	1 0 1.000
20th Century Fox	0 1 .000	0 0 .000	0 1 .000	0 0 .000



Jim Williams

Year	Coach	Conference					Overall			
		W	L	PTS.	OPP.	FINISH	W	L	PTS.	OPP.
1901-02	None	-	-	-	-	—	2	0	73	19
1902-03	None	-	-	-	-	—	1	0	19	17
1904-05	None	-	-	-	-	—	2	2	70	107
1905-06	Claude Rothgeb	-	-	-	-	—	2	2	109	123
1906-07	Claude Rothgeb	-	-	-	-	—	5	3	234	245
1907-08	Claude Rothgeb	-	-	-	-	—	2	3	131	157
1909-10	Claude Rothgeb	-	-	-	-	—	1	2	105	125
1910-11	George Cassidy	-	-	-	-	—	5	4	294	255
1911-12	Harry Hughes	-	-	-	-	—	3	5	198	178
1912-13	Harry Hughes	-	-	-	-	—	4	4	210	188
1913-14	Harry Hughes	-	-	-	-	—	5	3	286	199
1914-15	Harry Hughes	-	-	-	-	—	7	3	285	221
1915-16	Harry Hughes	-	-	-	-	—	6	6	317	297
1916-17	Harry Hughes	-	-	-	-	—	8	5	396	297
1917-18	Harry Hughes	-	-	-	-	—	5	5	259	248
1918-19	Harry Hughes	-	-	-	-	—	1	13	262	414
1919-20	Harry Hughes	-	-	-	-	—	5	5	259	248
1920-21	Harry Hughes	-	-	-	-	—	4	7	229	273
1921-22	Harry Hughes	-	-	-	-	—	4	7	218	254
1922-23	Harry Hughes	-	-	-	-	—	0	1	13	26
1923-24	Harry Hughes	6	3	190	221	2	6	5	217	260
1924-25	Harry Hughes	2	10	208	356	7	2	10	208	356
1925-26	P.E. Lavik	2	10	264	433	7	2	11	286	457
1926-27	P.E. Lavik	4	8	310	366	6	4	8	310	366
1927-28	P.E. Lavik	5	7	411	469	T5	5	7	411	469
1928-29	Joe Ryan	6	6	401	398	T5	6	6	401	398
1929-30	Joe Ryan	4	10	425	500	7	4	10	425	500
1930-31	Joe Ryan	4	8	335	370	7	4	8	335	370
1931-32	Joe Ryan	4	8	340	336	5	4	8	340	336
1932-33	Joe Ryan	7	5	364	375	3	7	5	364	375
1933-34	Joe Ryan	5	7	283	351	6	5	7	283	351
1934-35	Saaly Salwachter	6	6	302	295	5	6	6	302	295
1935-36	Sam Campbell	3	9	484	612	6	3	9	484	612
1936-37	Sam Campbell	7	5	457	462	4	7	6	482	504
1937-38	John Davis	3	9	484	612	6	7	9	652	740
1938-39	John Davis	2	10	410	602	7	2	14	519	764
1939-40	John Davis	3	9	511	611	T5	6	12	797	891
1940-41	John Davis	4	8	418	484	T5	10	9	699	695
1941-42	John Davis	1	11	380	601	7	3	16	616	844
1942-43	John Davis	0	4	139	237	2	7	9	622	637
1944-45	John Davis	-	-	-	-	—	7	11	712	819
1945-46	E.D. Taylor	6	6	510	534	T4	15	9	1101	1005
1946-47	E.D. Taylor	1	11	488	654	7	3	18	850	1089
1947-48	E.D. Taylor	1	9	458	614	6	6	15	1085	1190
1948-49	E.D. Taylor	3	17	980	1227	6	14	21	1843	1935
1949-50	H.B. Lee	2	18	870	986	6	7	23	1410	1499
1950-51	Bill Strannigan	6	14	994	1111	6	13	20	1748	1862
1951-52	Bill Strannigan	3	11	798	880	7	13	15	1770	1759
1952-53	Bill Strannigan	5	9	923	970	T5	12	14	1652	1643
1953-54	Bill Strannigan	12	2	905	813	1	22	7	1906	1689
1954-55	Jim Williams	5	9	894	944	5	11	12	1484	1520
1955-56	Jim Williams	7	7	933	945	T3	12	13	1608	1651
1956-57	Jim Williams	6	8	927	939	6	9	16	1651	1739
1957-58	Jim Williams	9	5	940	861	T2	14	11	1641	1578
1958-59	Jim Williams	6	8	930	959	6	8	14	1431	1490
1959-60	Jim Williams	10	4	1007	902	T1	13	10	1603	1445
1960-61	Jim Williams	12	2	926	759	T1	17	9	1678	1506
1961-62	Jim Williams	10	4	942	854	3	18	9	1766	1670

Year	Coach	Conference					Overall			
		W	L	PTS.	OPP.	FINISH	W	L	PTS.	OPP.
1962-63	Jim Williams	-	-	-	-	—	18	5	1650	1399
1963-64	Jim Williams	-	-	-	-	—	16	9	1712	1506
1964-65	Jim Williams	-	-	-	-	—	16	8	1780	1623
1965-66	Jim Williams	-	-	-	-	—	14	8	1667	1575
1966-67	Jim Williams	-	-	-	-	—	13	10	1653	1580
1967-68	Jim Williams	-	-	-	-	—	11	13	1766	1830
1968-69	Jim Williams	-	-	-	-	—	17	7	1715	1620
1969-70	Jim Williams	7	7	1096	1157	T5	14	9	1799	1686
1970-71	Jim Williams	7	7	1121	1071	5	15	10	1981	1833
1971-72	Jim Williams	7	7	1136	1161	T4	15	9	1901	1755
1972-73	Jim Williams	5	9	957	1029	6	13	15	1964	2006
1973-74	Jim Williams	5	9	922	911	7	12	14	1764	1684
1974-75	Jim Williams	6	8	1051	1047	5	14	12	1990	1837
1975-76	Jim Williams	6	8	1038	1087	T5	10	16	1915	1992
1976-77	Jim Williams	6	8	966	946	T5	13	12	1770	1648
1977-78	Jim Williams	8	6	1087	1092	3	18	9	2055	1972
1978-79	Jim Williams	3	9	837	919	T6	11	16	1986	2006
1979-80	Jim Williams	5	9	1032	1098	5	10	17	1969	2083
1980-81	Tony McAndrews	1	15	880	1140	9	3	24	1554	1911
1981-82	Tony McAndrews	2	14	843	949	9	8	19	1536	1655
1982-83	Tony McAndrews	6	10	894	935	T7	11	17	1611	1645
1983-84	Tony McAndrews	9	7	962	961	T4	16	14	1828	1794
1984-85	Tony McAndrews	9	7	1067	1057	T3	18	12	2077	2001
1985-86	Tony McAndrews	6	10	1044	1074	7	11	18	1816	1887
1986-87	Tony McAndrews	7	9	1039	1092	6	13	16	1922	2020
1987-88	Boyd Grant	8	8	1009	955	T5	22	13	2202	2007
1988-89	Boyd Grant	12	4	1046	972	1	23	10	2125	2102
1989-90	Boyd Grant	11	5	1017	958	T1	21	9	2029	1778
1990-91	Boyd Grant	6	10	904	959	7	15	14	1814	1783
1991-92	Stew Morrill	8	8	1049	1091	T6	14	17	2004	2049
1992-93	Stew Morrill	9	9	1282	1279	T4	17	12	2170	2074
1993-94	Stew Morrill	8	10	1314	1312	5	15	13	2153	2007
1994-95	Stew Morrill	7	11	1305	1359	7	17	14	2321	2305
1995-96	Stew Morrill	11	7	1377	1362	4	18	12	2355	2224
1996-97	Stew Morrill	10	6	1169	1188	4	20	9	2180	2021
1997-98	Stew Morrill	8	6	893	886	T4	20	9	2011	1790
1998-99	Ritchie McKay	7	7	1045	1010	T4	19	11	2168	1991
1999-00	Ritchie McKay	8	6	963	924	4	18	12	2105	1924
2000-01	Dale Layer	6	8	896	875	T4	15	13	1932	1774
2001-02	Dale Layer	3	11	930	1015	T7	12	18	2064	2047
2002-03	Dale Layer	5	7	962	1011	6	19	14	2450	2363
2003-04	Dale Layer	4	10	933	1026	T7	13	16	2036	2086
2004-05	Dale Layer	3	11	911	1002	T7	11	17	1966	1943
2005-06	Dale Layer	4	10	1167	1224	8	16	15	2294	2219
2006-07	Dale Layer	6	10	1156	1230	T6	17	13	2178	2130
2007-08	Tim Miles	0	16	976	1206	9	7	25	2051	2318
2008-09	Tim Miles	4	12	1149	1308	8	9	22	2142	2300
2009-10	Tim Miles	7	9	1020	1098	T5	16	16	2120	2134
2010-11	Tim Miles	9	7	1089	1074	4	19	13	2279	2166
2011-12	Tim Miles	8	6	943	942	4	20	12	2243	2177
2012-13	Larry Eustachy	11	5	1157	1046	2	26	9	2553	2229
2013-14	Larry Eustachy	7	11	1237	1243	T8	16	16	2347	2230

Cumulative Coaching Records

Name	Years	Games	Won	Lost	Pct.	
No Coach	3	7	5	2	.714	
Claude Rothgeb (1906-08, 10)	4	20	10	10	.500	
George Cassidy (1911)	1	9	5	4	.556	
Harry Hughes (1912-25)	14	139	60	79	.432	
P.E. Lavik (1926-29)	3	37	11	26	.297	
Joe Ryan (1929-34)	6	74	30	44	.405	
Saaly Salwachter (1935)	1	12	6	6	.500	
Sam Campbell (1936-37)	2	25	10	15	.400	
John Davis (1938-43, 45)	7	122	42	80	.344	
E.D. Taylor (1946-49)	4	101	38	63	.376	
H.B. Lee (1950)	1	30	7	23	.233	
Bill Strannigan (1951-54)	4	116	60	56	.517	
Jim Williams (1955-80)	26	645	352	293	.546	
Tony McAndrews (1981-87)	7	200	80	120	.400	
Boyd Grant (1988-91)	4	127	81	46	.638	
Stew Morrill (1992-98)	7	207	121	86	.585	
Ritchie McKay (1999-2000)	2	60	37	23	.617	
Dale Layer (2001-07)	7	209	103	106	.493	
Tim Miles (2007-2012)	5	159	71	88	.447	
Larry Eustachy (2012-Pres.)	2	67	42	25	.627	
Totals		110	2366	1171	1195	.495



Andy Ogide

Points

Year	Player, Pos.	Pts.	Avg.
2013-14	J.J. Avila, F	532	16.6
2012-13	Colton Iverson, C	497	14.2
2011-12	Wes Eikmeier, G	495	15.5
2010-11	Andy Ogide, F	549	17.2
2009-10	Dorian Green, G	376	11.8
2008-09	Marcus Walker, G	462	17.1
2007-08	Marcus Walker, G	547	17.1
2006-07	Jason Smith, F	504	16.8
2005-06	Jason Smith, F	503	16.2
2004-05	Matt Nelson, C	427	15.8
2003-04	Matt Nelson, C	374	15.6
2002-03	Matt Nelson, C	527	17.0
2001-02	Brian Greene, F	485	16.2
2000-01	John Sivesind, G	352	12.6
1999-00	Cedric Goodwyn, F	533	17.8
1998-99	Milt Palacio, G	552	18.4
1997-98	Jameel Mahmud, G	398	13.7
1996-97	Bryan Christiansen, G/F	451	15.6
1995-96	David Evans, G	568	18.9
1994-95	David Evans, G	427	17.1
1993-94	Damon Crawford, F	469	16.8
1992-93	Keith Bonds, G	390	13.4
1991-92	Aaron Atkinson, F	420	13.5
1990-91	Chuckie White, F	392	14.5
1989-90	Mike Mitchell, F	586	19.5
1988-89	Pat Durham, F	611	18.5
1987-88	Pat Durham, F	676	19.3
1986-87	Pat Durham, F	526	18.1
1985-86	Rich Strong, C	490	16.9
1984-85	Rich Strong, C	400	13.3
1983-84	Rich Strong, C	399	13.3
1982-83	Mark Steele, F	337	13.5
1981-82	Mark Steele, F	292	11.7
1980-81	Eddie Hughes, G	346	13.7
1979-80	Barry Young, F	397	14.7
1978-79	Barry Young, F	468	17.5
1977-78	Barry Young, F	548	20.2
1976-77	Alan Cunningham, F	457	19.0
1975-76	Lorenzo Cash, F	486	18.7
1974-75	Barry Sabas, G	368	14.2
1973-74	Tim Hall, F	409	15.7
1972-73	Gary Rhoades, G	597	21.3
1971-72	George Price, F	465	19.4
1970-71	Rick Fisher, F	450	18.7
1969-70	Cliff Shegogg, F	435	18.9
1968-69	Cliff Shegogg, F	400	16.6
1967-68	Lloyd Kerr, G	350	14.6
1966-67	Bob Rule, F	340	14.8
1965-66	Lonnie Wright, G	459	20.9
1964-65	Lonnie Wright, G	434	19.7
1963-64	Lonnie Wright, G	353	14.1
1962-63	Bill Green, C	649	28.2
1961-62	Bill Green, C	573	21.2
1960-61	Bill Green, C	440	17.7
1959-60	Chuck Newcomb, F	395	17.2
1958-59	Chuck Newcomb, F	344	15.6
1957-58	Chuck Newcomb, F	346	13.8

1956-57	Stan Albert, G	365	15.2
1955-56	Gary Hibbard, C	391	17.0
1954-55	Hal Kinard, G	305	13.3
1953-54	Dennis Stuehm, C	480	16.6
1952-53	Dennis Stuehm, C	296	11.4
1951-52	Bob Betz, G	291	10.4
1950-51	Bill Gossett, C	464	14.2
1949-50	Glen Anderson, F	365	12.2
1948-49	Don Dobler, F	379	10.8
1947-48	Don Dobler, F	281	13.1

Rebounds

Year	Player, Pos.	Reb.	Avg.
2013-14	Daniel Bejarano, G	267	8.3
2012-13	Colton Iverson, C	342	9.8
2011-12	Pierce Horning, F	227	8.7
2010-11	Andy Ogide, F	246	7.7
2009-10	Andy Ogide, F	208	6.5
2008-09	Andy Ogide, F	173	5.8
2007-08	Ronnie Aguilar, C	159	6.1
2006-07	Jason Smith, F	304	10.1
2005-06	Jason Smith, F	227	7.3
2004-05	Matt Nelson, C	159	5.9
2003-04	Matt Nelson, C	137	5.7
2002-03	Brian Greene, F	204	6.2
2001-02	Brian Greene, F	226	7.5
2000-01	Garrett Patik, F	167	6.0
1999-00	Garrett Patik, F	167	5.6
1998-99	Milt Palacio, G	157	5.2
1997-98	Matt Barnett, F	219	7.6
1996-97	Matt Barnett, F	226	7.8
1995-96	Matt Barnett, F	196	6.5
1994-95	Kish Lewis, F	176	5.7
1993-94	Jeff Shelley, F	221	7.9
1992-93	Doug Larson, F	148	5.1
1991-92	Doug Larson, F	176	5.7
1990-91	Chuckie White, F	163	6.0
1989-90	Mike Mitchell, F	201	6.7
1988-89	Pat Durham, F	251	7.6
1987-88	Pat Durham, F	228	6.5
1986-87	Pat Durham, F	271	9.4
1985-86	Rich Strong, C	221	7.6
1984-85	Rich Strong, C	211	7.0
1983-84	Rich Strong, C	198	6.6
1982-83	Mark Steele, F	184	7.1
1981-82	Mark Steele, F	150	6.0
1980-81	Rick Semin, F	126	4.8
1979-80	Rudy Watley, F	189	7.0
1978-79	Rudy Watley, F	168	6.1
1977-78	Alan Cunningham, F	246	9.1
1976-77	Larry Paige, C	218	8.7
1975-76	Lorenzo Cash, F	157	6.0
1974-75	Tim Hall, F	191	7.3
1973-74	Tim Hall, F	269	7.1
1972-73	Gary Rhoades, G	221	7.9
1971-72	Travis Lackey, F	267	11.1
1970-71	Mike Childress, F	349	13.9
1969-70	Mike Childress, F	392	17.0
1968-69	Cliff Shegogg, F	158	6.1
1967-68	Mike Davis, F	178	7.4

1966-67	Bob Rule, F	197	8.6
1965-66	Bob Rule, F	206	9.8
1964-65	Sonny Buston, F	223	10.1
1963-64	Sonny Buston, F	192	7.7
1962-63	Bill Green, C	211	9.2
1961-62	Bill Green, C	258	9.6
1960-61	Bill Green, C	257	9.9
1959-60	Larry Hoffman, F	236	
1958-59	Larry Hoffman, F	234	
1957-58	Chuck Newcomb, F	189	7.6
1956-57	Richard Gregory, F	230	9.2
1955-56	Gary Hibbard, F	288	12.5
1954-55	Dennis Stuehm, C	268	9.6

Assists

Year	Player, Pos.	Ass.
2013-14	J.J. Avila, G	110
2012-13	Dorian Green, G	124
2011-12	Jesse Carr, G	86
2010-11	Dorian Green, G	91
2009-10	Dorian Green, G	80
2008-09	Jesse Carr, G	63
2007-08	Willis Gardner, G	87
2006-07	Cory Lewis, G	135
2005-06	Cory Lewis, G	136
2004-05	Michael Morris, G	87
2003-04	Michael Morris, G	96
2002-03	Michael Morris, G	121
2001-02	Andy Birley, G	116
2000-01	Andy Birley, G	77
1999-00	Aki Palmer, G	78
1998-99	Milt Palacio, G	130
1997-98	Milt Palacio, G	148
1996-97	Milt Palacio, G	147
1995-96	Bobby Sellers, G	155
1994-95	Bobby Sellers, G	109
1993-94	Ryan Yoder, G	187
1992-93	Ryan Yoder, G	204
1991-92	Ryan Yoder, G	126
1990-91	Lynn Tryon, G	109
1989-90	Lynn Tryon, G	109
1988-89	Trent Shippen, G	97
1987-88	David Turcotte, G	115
1986-87	Anthony Lee, G	104
1985-86	David Turcotte, G	107
1984-85	Rich Strong, C	91
1983-84	Rich Strong, C	84
1982-83	Ray Leggo, G	88
1981-82	Eddie Hughes, G	94
1980-81	Kevin Bromley, G	106
1979-80	Eddie Hughes, G	77
1978-79	Alton Brandon, G	110
1977-78	Alton Brandon, G	84
1976-77	Fred Anzures, G	100
1975-76	Fred Anzures, G	114
1974-75	Fred Anzures, G	47
1973-74	Rudy Carey, G	140

Blocks

Year	Player, Pos.	Bks.
2013-14	Marcus Holt, F/C	21
2012-13	Colton Iverson, C	25
2011-12	Will Bell, F	16
2010-11	Andy Ogide, F	18
2009-10	Andy Ogide, F	12
	Pierce Horning, F	12
2008-09	Andy Ogide, F	19
2007-08	Stuart Creason, C	31
2006-07	Stuart Creason, C	64
2005-06	Michael Harrison, F	66
	Jason Smith, F	66
2004-05	Jason Smith, F	36
2003-04	Matt Nelson, C	39
	Michael Morris, G	39
2002-03	Matt Nelson, C	44
	Michael Morris, G	44
2001-02	Matt Nelson, C	41
2000-01	Garrett Patik, F	9
1999-00	John Ford, C	4
1998-99	John Ford, C	33

1997-98	Ryan Chilton, C	72
1996-97	Ryan Chilton, C	63
1995-96	Joe Vogel, C	62
1994-95	Joe Vogel, C	43
1993-94	Joe Vogel, C	57
1992-93	Joe Vogel, C	18
1991-92	Doug Larson, F	22
1990-91	Mark Meredith, G	15
1989-90	Eric Frieauf, F	17
1988-89	Pat Durham, F	44
1987-88	Pat Durham, F	45
1986-87	Pat Durham, F	62
1985-86	Rich Strong, C	36
1984-85	Mike Gray, C	26
1983-84	Rich Strong, C	33
1982-83	Rich Strong, C	23
1981-82	Mark Steele, C	21
1980-81	Ray Holmes, F	9

Steals

Year	Player, Pos.	Stl.
2013-14	J.J. Avila, F/Daniel Bejarano, G	35
2012-13	Pierce Horning, F	40
2011-12	Pierce Horning, F	49
2010-11	Travis Franklin, F	43
2009-10	Adam Nigon, G	43
2008-09	Marcus Walker, G	29
2007-08	Marcus Walker, G	35
2006-07	Cory Lewis, G	61
2005-06	Cory Lewis, G	47
2004-05	Michael Morris, G	36
2003-04	Dwight Boatner, G	30
2002-03	Brian Greene, F	38
2001-02	Brian Greene, F	52
2000-01	Aki Palmer, G	41
1999-00	John Sivesind, G	30
1998-99	Andre McKanstry, G	68
1997-98	Milt Palacio, G	49
1996-97	Milt Palacio, G	43
1995-96	David Evans, G	72
1994-95	David Evans, G	46
1993-94	Damon Crawford, F	66
1992-93	Ryan Yoder, G	39
1991-92	Doug Larson, F	46
1990-91	Mark Meredith, G	46
1989-90	Mike Mitchell, F	59
1988-89	Pat Durham, F	54
1987-88	Eric Frieauf, F	48
1986-87	Anthony Lee, G	43
1985-86	John Dudley, G	25
1984-85	Todd Benn, G	33
1983-84	John Dudley, G	25
1982-83	Mark Steele, F	25
1981-82	Eddie Hughes, G	32
1980-81	Eddie Hughes, G	38
1979-80	Eddie Hughes, G	42



Pierce Horning



Miscellaneous Streaks Win Streaks

Wins	Season(s)	Coach
11	1988-89	Boyd Grant
10	1997-98	Stew Morrill
8	2011-12	Tim Miles
8	2010-11	Tim Miles
8	1999-2000	Ritchie McKay
8	1962-63	Jim Williams
8	1945-46	E.D. Taylor
8	1953-54	Bill Strannigan
8	1968-69	Jim Williams
7	2012-13	Larry Eustachy
7	1977-78	Jim Williams
7	1960-61	Jim Williams
6	2012-13	Larry Eustachy
6	2012-13	Larry Eustachy
6	1984-85	Tony McAndrews
6	1989-90	Boyd Grant
6	1994-95	Stew Morrill

Road/Neutral Site Win Streaks

Wins	Season(s)	Coach
6	1988-89	Boyd Grant
6	1963-64	Jim Williams
6	1945-46	E.D. Taylor
5	2010-11	Tim Miles
4	2010-11	Tim Miles
4	1990-91	Boyd Grant
4	1968-69	Jim Williams
4	1962-63	Jim Williams
4	1961-62	Jim Williams
4	1953-54	Bill Strannigan

Season Victories

Wins	Season(s)	Rec. (Postseason)
26	2012-13	26-9 (NCAA)
23	1988-89	23-10 (NCAA)
22	1953-54	22-7 (NCAA)
22	1987-88	22-13 (NIT)
21	1989-90	21-9 (NCAA)
20	2011-12	20-12 (NCAA)
20	1996-97	20-9
20	1997-98	20-8
19	2010-11	19-13 (NIT)
19	2002-03	19-14 (NCAA)
18	1999-00	18-12
18	1995-96	18-12 (NIT)
18	1962-63	18-5 (NCAA)
18	1977-78	18-9
18	1961-62	18-9 (NIT)
18	1984-85	18-12
17	1968-69	17-7 (NCAA)
17	1960-61	17-9 (NIT)

Season Winning Percentage

Pct.	Season	Record
.782	1962-63	18-5
.759	1953-54	22-7
.743	2012-13	26-9
.708	1968-69	17-7
.700	1989-90	21-9
.696	1988-89	23-10
.689	1996-97	20-9
.689	1997-98	20-9
.667	1961-62	18-9
.667	1977-78	18-9
.667	1964-65	16-8
.653	1960-61	17-9
.640	1963-64	16-9

Moby Arena Facts & Figures

Dedication Game

Jan. 27, 1966

Result

CSU vs. New Mexico St. (W, 109-70)

Longest Moby Win Streak

23, 2011-13

All-Time Moby Record

497-205 (.708)

Home Win Streaks

Wins	Season(s)	Ended By
27	2011-12 - 2012-13	New Mexico
22	1960-62	Utah State
15	1954-55	Brigham Young
14	2001-02 - 2002-03	Wyoming
14	1989-90	Wyoming
13	2011-12 - 2012-13	Present
11	1977-78	New Mexico

Moby Win Streaks

Wins	Season(s)	Ended By
27	2011-12 - 2012-13	New Mexico
14	2001-02 - 2002-03	Wyoming
14	1989-90	Wyoming
13	2011-12 - 2012-13	Present
11	1977-78	New Mexico
10	4 Times	

Team Moby Arena Records

Field Goals

Attempts: 115	vs. West Texas State	Dec. 12, 1970
By Two Teams: 219	vs. West Texas State	Dec. 12, 1970
Fewest Attempts: 39	vs. Air Force	Jan. 20, 2009
	vs. UTEP	Feb. 15, 1975
	vs. Air Force	Jan. 12, 2004
Fewest By Two Teams: 72	vs. Air Force	Feb. 20, 1989
Made: 45	vs. New Mexico State	Jan. 24, 1966
Made By Two Teams: 81	vs. Cal State-Hayward	Dec. 2, 1975
Fewest Made: 14	vs. UTEP	Feb. 23, 1974
Fewest In A Half By Two Teams: 13	vs. Utah	Feb. 14, 1998
Best Percentage: .692	vs. Southern Oregon	Nov. 18, 2000
In A Half: .800	vs. New Mexico	Jan. 11, 1986
Lowest Percentage: .236	vs. Pacific	Dec. 9, 1976
In A Half: .133	vs. Pacific	Dec. 12, 1978

Free Throws

Attempts: 56	vs. UNLV	Jan. 26, 2004
By Two Teams: 92	vs. UNLV	Jan. 26, 2004
Fewest Attempts: 1	vs. Arkansas Tech	Dec. 30, 2005
Fewest By Two Teams: 18	vs. Air Force	Dec. 13, 1975
Made: 39	vs. Oral Roberts	Dec. 17, 1988
By Two Teams: 57	vs. UNLV	Jan. 26, 2004
Fewest Made: 0	vs. Arkansas Tech	Dec. 30, 2005
	vs. Texas-Pan American	Nov. 25, 1989
Fewest by Two Teams: 11	vs. Air Force	Dec. 13, 1975
Best Percentage: 1.000	vs. Montana	Nov. 30, 1974
Lowest Percentage: .000	Arkansas Tech (0-1)	Dec. 30, 2005
	Texas-Pan American (0-5)	Nov. 25, 1989

Rebounds

Most: 79	vs. West Texas State	Dec. 12, 1970
Most By Two Teams: 148	vs. West Texas State	Dec. 12, 1970
Fewest: 11	vs. Wisconsin-Green Bay	Nov. 25, 1985
Fewest By Two Teams: 53	vs. Wisconsin-Green Bay	Nov. 25, 1985

Assists

Most: 27	vs. Colorado	Dec. 6, 1993
By Two Teams: 52	vs. Brigham Young	Jan. 25, 1979

Fouls

Most: 37	vs. UNLV	Jan. 26, 2004
By Two Teams: 65	vs. UTEP	Feb. 23, 1974
	vs. UNLV	Jan. 26, 2004
Fewest: 6	vs. Rice	Dec. 10, 1970
Fewest By Two Teams: 23	vs. Lamar	Dec. 30, 1978
Disqualifications: 5	vs. UNLV	Jan. 26, 2004



Moby Arena Facts & Figures

Largest Moby Crowds

1.	11,642	1978	New Mexico; L 82-91
2.	11,324	1969	Wyoming; L 74-76
3.	10,758	1970	Wyoming; L 87-88
4.	10,409	1988	Arkansas St.; W 64-49
5.	10,321	1973	Wyoming; W 61-59
6.	10,230	1972	New Mexico; W 92-65
7.	10,187	1988	Wyoming; W 54-49
8.	10,186	1972	UTEP; W 63-62
9.	10,001	1990	Wyoming; L 67-71
10.	9,990	1990	BYU; W 59-57

Moby Wins

Rank	Year	W-L
1.	2013	16-1
2.	1988	15-2
3.	2013	14-6
	2012	14-1
	2003	14-4
	1999	14-2
	1997	14-3
	1993	14-2
9.	1990	13-1
	1984	13-5
11.	1998	12-3
	1995	12-4
	1994	12-3
	1989	12-2
	1985	12-3
	1978	12-1
	1972	12-3

Moby Win Percentage

Rank	Year	W-L	Pct.
1.	2013	16-1	.941
2.	2012	14-1	.933
3.	1990	13-1	.929
4.	1978	12-1	.923
5.	1992	10-1	.909
6.	1969	10-1	.909
7.	1988	15-2	.882
8.	1999	14-2	.875
9.	1993	14-2	.875
10.	1989	12-2	.857

Team Records (Continued)

Points

Most: 119	vs. Fort Lewis	Dec. 28, 1992
Most In A Half: 69	vs. West Texas State	Dec. 12, 1970
By Two Teams: 210	vs. West Texas State	Dec. 12, 1970
By Two Teams In A Half: 126	vs. West Texas State	Dec. 12, 1970
One Team, Overtime: 21	vs. Nebraska	Jan. 10, 1985
Two Teams, Overtime: 32	vs. Nebraska	Jan. 10, 1985
Fewest, Overtime: 2	vs. Wyoming	Jan. 22, 1977
Fewest: 30	vs. UTEP	Feb. 11, 1982
Fewest Points In A Half: 10	vs. Pacific	Dec. 9, 1968
Fewest Points By Two Teams: 87	vs. Wyoming	Feb. 3, 1979
Fewest Points In Half By Two Teams: 30	vs. Utah	Feb. 14, 1998

Miscellaneous

Winning Margin: 61	CSU 108, Northern Colorado 47	Nov. 20, 1997
Losing Margin: 31	Wyoming 85 vs. CSU 54	Jan. 17, 1981
Largest Crowd: 11,642	CSU vs. New Mexico	Feb. 4, 1978
Smallest Crowd: 1,497	CSU vs. Loyola-Marymount	Nov. 26, 1983
Consecutive Victories: 13	1990	
Consecutive Losses: 9	2007-08	
Most Overtimes: 3	CSU vs. Wyoming	Feb. 14, 1987

Individual Moby Arena Records

Field Goals

Attempts: 36	Freeman Williams, Portland State	Nov. 29, 1975
Made: 19	Freeman Williams, Portland State	Nov. 29, 1975
Percentage: .833 (10-12)	Imani Martin, CSU (vs. SW Texas St.)	Dec. 29, 1974
(Min. 10 Attempts)		

Free Throws

Attempts: 20	Nate Archibald, UTEP	Jan. 8, 1970
Made: 17	Nate Archibald, UTEP	Jan. 8, 1970
Percentage: 1.000	By Many	

Rebounds

Most: 26	Mike Childress, CSU (vs. San Jose State)	Dec. 22, 1969
----------	--	---------------

Assists

Most: 12	Rudy Carey, CSU (vs. Wis.-Milwaukee)	Feb. 11, 1974
	Ryan Yoder, CSU (vs. Fort Lewis)	Dec. 30, 1993

Points

One Half: 31	Freeman Williams, Portland State	Nov. 29, 1975
Game: 46	Kendall Williams, New Mexico	Feb. 23, 2013

Moby Arena

Year-By-Year Attendance

Year	G	Record	Atten.	Avg.
2013-14	20	14-6	83,717	4,186
2012-13	16	15-1	92,488	5,440
2011-12	15	14-1	62,889	4,193
2010-11	14	9-5	68,305	4,879
2009-10	15	11-4	50,878	3,392
2008-09	15	6-9	48,858	3,257
2007-08	13	3-10	43,588	3,353
2006-07	14	10-4	64,687	4,620
2005-06	15	9-6	64,548	4,303
2004-05	15	11-4	51,788	3,453
2003-04	12	8-4	58,521	4,877
2002-03	18	14-4	70,498	3,917
2001-02	14	7-7	45,610	3,258
2000-01	13	10-3	51,775	3,983
1999-00	13	10-3	63,437	4,880
1998-99	16	14-2	70,719	4,420
1997-98	15	12-3	85,461	5,697
1996-97	17	14-3	94,646	5,567
1995-96	16	11-5	107,270	6,704
1994-95	16	12-4	92,962	5,810
1993-94	15	12-3	100,150	6,677
1992-93	16	14-2	94,801	5,925
1991-92	16	10-6	110,548	6,909
1990-91	14	8-6	112,576	8,028
1989-90	14	13-1	119,056	8,509
1988-89	14	12-2	117,186	8,370
1987-88	17	15-2	106,225	6,249
1986-87	15	9-6	59,502	3,976
1985-86	14	9-5	66,059	4,719
1984-85	15	12-3	102,170	6,811
1983-84	18	13-5	78,068	4,333
1982-83	14	8-6	73,016	5,215
1981-82	13	6-7	74,793	5,947
1980-81	12	2-10	52,361	4,363
1979-80	15	8-7	70,812	4,721
1978-79	15	9-6	86,212	5,747
1977-78	13	12-1	62,677	4,821
1976-77	13	9-4	64,153	4,935
1975-76	14	9-5	60,734	4,672
1974-75	15	11-4	76,283	5,086
1973-74	13	9-4	92,850	7,142
1972-73	13	9-4	84,861	6,528
1971-72	15	12-3	99,882	6,659
1970-71	12	8-4	88,915	6,409
1969-70	12	10-2	75,813	6,318
1968-69	11	10-1	80,638	7,331
1967-68	13	8-5	64,464	4,959
1966-67	12	10-2	85,619	7,135
1965-66	7	6-1	56,185	8,028



YEAR-BY-YEAR RESULTS

1901-02 (2-0)

Coach: None

Northern Colorado	W	64-15
Boulder Preps	W	9-4

1902-03 (1-0)

Coach: None

Denver	W	19-17
--------	---	-------

1903-04

No team

1904-05 (2-2)

Coach: None

Northern Colorado	W	29-28
Colorado Mines	W	15-9
at Northern Colorado	L	12-46
Denver	L	14-24

1905-06 (2-2)

Coach: Claude Rothgeb

Northern Colorado	W	24-23
Colorado Mines	W	35-25
at Colorado Mines	L	27-33
at Colorado	L	23-42

1906-07 (5-3)

Coach: Claude Rothgeb

Northern Colorado	W	24-23
at Colorado	L	15-34
at Denver	W	29-28
at Colorado Mines	L	23-50
at Arvada Athletics	W	50-37
Colorado	W	31-21
Colorado Mines	W	38-26
Denver	L	24-26

1907-08 (2-3)

Coach: Claude Rothgeb

Greeley Arrows	W	36-24
Colorado	W	29-21
Colorado Mines	L	14-36
Muscatine Iowa	L	25-33
at Colorado	L	27-43

1908-09

No team

1909-10 (1-2)

Coach: Claude Rothgeb

Greeley Arrows	W	41-37
at Colorado Mines	L	29-45
Colorado Mines	L	35-43

1910-11 (5-4, 1-3 RMAC)

Coach: George Cassidy

Denver*	W	45-20
at Greeley Arrows	L	27-45
at Wyoming	W	20-17
at Colorado*	L	20-35
Colorado*	L	21-37
at Northern Colorado	W	42-40
at Denver*	L	29-30
Northern Colorado	W	59-19
Wyoming	W	31-12

*Rocky Mountain Athletic Conference game

1911-12 (3-5, 1-4 RMAC)

Coach: Harry Hughes

at Wyoming	W	19-16
Colorado*	L	21-23
Colorado Mines*	L	14-26
at Colorado*	L	26-32
Denver*	W	24-12
Wyoming	L	13-16
Northern Colorado	W	54-24
at Denver*	L	27-29

*Rocky Mountain Athletic Conference game

1912-13 (4-4, 2-4 RMAC)

Coach: Harry Hughes

at Wyoming	W	23-21
Denver*	L	20-21
Colorado*	L	32-42
at Colorado Mines*	L	17-27
Wyoming	W	32-13
at Colorado*	L	17-22
at Denver*	W	30-21
Colorado Mines*	W	39-21

*Rocky Mountain Athletic Conference game

1913-14 (5-3, 3-3 RMAC)

Coach: Harry Hughes

at Wyoming	W	34-10
Denver*	W	53-34
Colorado Mines*	W	39-27
Colorado*	W	43-34
at Colorado Mines*	L	25-27
Wyoming	W	46-16
at Colorado*	L	23-26
at Denver*	L	24-25

*Rocky Mountain Athletic Conference game

1914-15 (7-3, 6-2 RMAC)

Coach: Harry Hughes

at Wyoming	W	21-19
at Colorado*	L	26-30
Colorado Mines*	W	28-10
at Denver*	L	23-33
Colorado*	W	39-12
Colorado College*	W	43-26
Wyoming	W	26-16
at Colorado*	W	39-36
at Colorado College*	W	21-19
Denver*	L	19-20

*Rocky Mountain Athletic Conference game

1915-16 (6-6, 3-5 RMAC)

Coach: Harry Hughes

at Northern Colorado	W	42-22
at Wyoming	W	42-34
Denver*	W	29-17
at Colorado Mines*	W	29-18
Colorado*	L	23-37
at Colorado College*	L	17-25
Northern Colorado	W	26-21
Wyoming	L	26-34
Colorado Mines*	W	26-6
at Denver*	L	18-30
Colorado College*	L	19-36
at Colorado*	L	20-27

*Rocky Mountain Athletic Conference game

1916-17 (8-5, 3-5 RMAC)

Coach: Harry Hughes

at Northern Colorado	W	49-20
at Wyoming	W	18-12
at Wyoming	W	34-5
Northern Colorado	W	44-25
Colorado College*	L	14-37
at Colorado*	L	24-33
Colorado*	L	21-35
Wyoming	W	42-23
Colorado Mines*	W	31-8
at Denver*	L	17-25
Denver*	W	41-20
at Colorado Mines*	W	37-18
at Colorado College*	L	24-34

*Rocky Mountain Athletic Conference game

1917-18 (5-5, 2-3 RMAC)

Coach: Harry Hughes

Wyoming	W	29-18
Northern Colorado	W	49-13
Denver*	W	27-26
at Colorado*	L	21-34
at Colorado Mines*	W	33-28
at Colorado College	L	16-40
Colorado*	L	21-27
Colorado Mines*	W	26-23
at Denver*	L	18-19
at Northern Colorado	L	19-20

*Rocky Mountain Athletic Conference game

1918-19 (1-13, 0-8 RMAC)

Coach: Harry Hughes

Northern Colorado	L	16-20
Northern Colorado	W	18-12
at Wyoming	L	8-32
at Wyoming	L	17-23
Denver*	L	14-29
at Colorado College*	L	15-22
at Northern Colorado	L	27-31
at Northern Colorado	L	17-30
Colorado*	L	14-21
at Denver*	L	17-23
Colorado Mines*	L	18-26
at Colorado Mines*	L	25-43
Colorado College*	L	17-34
at Colorado*	L	31-48

*Rocky Mountain Athletic Conference game

1919-20 (5-5, 4-3 RMAC)

Coach: Harry Hughes

Wyoming	L	10-30
Colorado*	L	21-28
at Denver*	W	35-16
at Wyoming	L	9-16
Colorado Mines*	W	20-18
Colorado College*	W	25-20
at Colorado*	L	18-36
Denver*	W	21-12
at Northern Colorado	W	41-27
at Colorado College*	L	4-36

*Rocky Mountain Athletic Conference game

1920-21 (4-7, 2-4 RMAC)

Coach: Harry Hughes

Colorado*	L	21-37
at Colorado College*	L	11-31
Denver*	W	27-17
Colorado Mines	L	22-24
Wyoming	W	16-12



Wyoming	L	18-20
at Colorado Mines	L	17-25
at Denver*	W	24-15
Northern Colorado	W	29-24
Colorado College*	L	22-28
at Colorado*	L	22-40

*Rocky Mountain Athletic Conference game

1921-22 (4-7, 2-6 RMAC)

Coach: Harry Hughes

Northern Colorado	W	28-22
at Colorado*	L	20-24
at Colorado College*	L	11-31
Denver*	L	22-26
Colorado College*	L	24-31
at Colorado Mines*	L	18-31
at Denver*	W	22-14
Colorado*	L	8-22
Colorado Mines*	W	30-27
at Wyoming	L	16-18
Wyoming	W	19-8

*Rocky Mountain Athletic Conference game

1922-23 (0-1)

Coach: Harry Hughes

Northern Colorado	L	13-26
-------------------	---	-------

1923-24 (6-5, 6-3 RMAC)

Coach: Harry Hughes

Northern Colorado	L	11-18
Northern Colorado	L	16-21
at Colorado*	W	22-14
at Colorado College*	L	10-49
Denver*	L	15-19
Colorado College*	L	17-40
Wyoming*	W	29-16
Wyoming*	W	28-21
Colorado Mines*	W	21-18
at Denver*	W	18-16
Colorado*	W	30-28

*Rocky Mountain Athletic Conference game

1924-25 (2-10, 2-10 RMAC)

Coach: Harry Hughes

at Colorado Mines*	W	25-23
at Denver*	L	13-26
at Northern Colorado*	L	18-21
Denver*	L	26-36
Colorado*	L	19-30
at Colorado College*	L	14-34
Colorado Mines*	W	24-21
Northern Colorado*	L	19-31
at Wyoming*	L	15-32
at Wyoming*	L	10-43
at Colorado*	L	16-19
Colorado College*	L	9-40

*Rocky Mountain Athletic Conference game

1925-26 (2-11, 2-10 RMAC)

Coach: P.E. Lavik

J16 at Colorado Mines*	L	19-32
J23 at Denver*	L	30-35
J26 at Northern Colorado*	L	20-32
J30 Denver*	L	21-47
F03 at Colorado*	L	20-56
F06 Colorado College*	W	30-29
F09 at Wyoming*	L	14-34
F13 at Colorado College*	L	13-37
F24 Pratt Kansas	L	22-24
F27 Wyoming*	L	23-36

M03 Colorado*	L	18-25
M05 Colorado Mines*	W	36-35
M08 Northern Colorado*	L	20-35

*Rocky Mountain Athletic Conference game

1926-27 (4-8, 4-8 RMAC)

Coach: P.E. Lavik

J15 at Colorado Mines*	W	31-26
J22 at Colorado College*	L	18-35
J28 Colorado*	W	32-31
F01 at Northern Colorado*	L	16-24
F05 Wyoming*	L	31-37
F11 at Colorado*	L	16-22
F12 Colorado Mines*	W	34-25
F18 Colorado College*	L	23-49
F19 at Denver*	L	27-28
F23 Denver*	L	21-26
F26 at Wyoming*	L	25-34
M02 Northern Colorado*	W	36-29

*Rocky Mountain Athletic Conference game

1927-28 (5-7, 5-7 RMAC)

Coach: P.E. Lavik

J23 Colorado Mines*	W	48-26
J28 at Colorado*	L	27-28
F01 Northern Colorado*	L	14-52
F04 Denver*	W	46-39
F11 Colorado College*	W	59-38
F17 at Colorado College*	W	35-33
F18 at Colorado Mines*	L	22-27
F22 at Northern Colorado*	W	40-28
F24 at Wyoming*	L	22-53
F25 at Wyoming*	L	31-60
F28 Colorado*	L	37-45
M03 at Denver*	L	30-40

*Rocky Mountain Athletic Conference game

1928-29 (6-6, 6-6 RMAC)

Coach: Joe Ryan

J19 Western State*	W	35-30
J21 Western State*	W	42-28
J28 Northern Colorado*	W	34-18
F01 at Denver*	L	22-44
F09 Colorado Mines*	W	41-26
F11 at Colorado Mines*	W	24-18
F15 Colorado*	L	21-31
F16 at Colorado*	L	32-37
F22 Wyoming*	L	34-44
F23 Wyoming*	L	39-53
M01 at Northern Colorado*	W	36-26
M02 Denver*	L	41-43

*Rocky Mountain Athletic Conference game

1929-30 (4-10, 4-10 RMAC)

Coach: Joe Ryan

J10 at Colorado Mines*	L	35-40
J18 at Wyoming*	L	28-46
J18 at Wyoming*	L	36-56
J20 at Northern Colorado*	W	30-19
J31 at Colorado College*	L	38-50
F01 at Denver*	L	20-40
F10 Northern Colorado*	L	18-28
F14 at Colorado*	L	28-29
F15 Colorado*	W	36-23
F21 Colorado College*	L	22-32
F22 Denver*	W	28-25
F25 Colorado Mines*	W	43-20
M01 Western State*	L	23-40
M03 Western State*	L	40-52

*Rocky Mountain Athletic Conference game

1930-31 (4-8, 4-8 RMAC)

Coach: Joe Ryan

J16 Northern Colorado*	L	25-31
J19 at Northern Colorado*	L	20-25
J30 Colorado*	L	22-35
J31 at Colorado*	L	23-26
F06 Colorado College*	L	24-32
F07 Colorado College*	L	24-35
F13 at Denver*	W	39-27
F14 Denver*	W	31-28
F20 at Wyoming*	L	41-43
F21 at Wyoming*	L	22-43
F27 Colorado Mines*	W	31-23
F28 at Colorado Mines*	W	33-22

*Rocky Mountain Athletic Conference game

1931-32 (4-8, 4-8 RMAC)

Coach: Joe Ryan

J15 at Colorado Mines*	L	16-19
J16 Colorado Mines*	W	36-22
J22 at Northern Colorado*	L	39-41
J23 Northern Colorado*	W	32-30
J30 at Colorado*	L	20-26
F01 Colorado*	L	20-21
F05 at Colorado College*	L	25-35
F06 at Colorado College*	L	33-39
F12 at Denver*	W	29-24
F13 Denver*	W	46-15
F19 Wyoming*	L	29-34
F20 Wyoming*	L	25-30

*Rocky Mountain Athletic Conference game

1932-33 (7-5, 7-5 RMAC)

Coach: Joe Ryan

J13 Colorado Mines*	W	23-21
J14 at Colorado Mines*	W	39-22
J23 Northern Colorado*	L	29-38
J27 at Northern Colorado*	L	29-35
F03 Colorado College*	W	35-24
F04 Colorado College*	W	29-28
F10 at Colorado*	L	20-25
F13 Colorado*	W	33-25
F17 at Denver*	W	34-23
F18 Denver*	W	27-21
F24 at Wyoming*	L	28-57
F25 at Wyoming*	L	38-56

*Rocky Mountain Athletic Conference game

1933-34 (5-7, 5-7 RMAC)

Coach: Joe Ryan

J12 at Colorado Mines*	W	22-16
J13 Colorado Mines*	W	22-20
J23 at Northern Colorado*	L	21-29
J26 Northern Colorado*	W	27-26
F02 at Colorado College*	L	27-32
F03 at Colorado College*	L	22-27
F09 at Colorado*	L	19-22
F13 Colorado*	W	21-16
F16 Denver*	W	39-36
F17 at Denver*	L	27-47
F23 Wyoming*	L	21-39
F24 Wyoming*	L	15-41

*Rocky Mountain Athletic Conference game

1934-35 (6-6, 6-6 RMAC)

Coach: Saaly Salvwachter

J11 Colorado Mines*	L	21-24
J12 at Colorado Mines*	W	25-19
J22 Northern Colorado*	W	22-19
J25 at Northern Colorado*	L	21-25



YEAR-BY-YEAR RESULTS

F01	Colorado College*	L	25-27
F02	Colorado College*	W	22-14
F08	Colorado*	W	27-19
F11	at Colorado*	W	32-27
F15	at Denver*	L	30-39
F16	Denver*	W	25-22
F22	at Wyoming*	L	20-26
F23	at Wyoming*	L	32-34

*Rocky Mountain Athletic Conference game

1935-36 (3-9, 3-9 RMAC)

Coach: Sam Campbell

J10	at Colorado Mines*	W	25-24
J11	Colorado Mines*	W	27-21
J21	at Northern Colorado*	L	22-38
J24	Northern Colorado*	L	31-58
J31	at Colorado College*	L	23-50
F01	at Colorado College*	L	32-40
F07	at Colorado*	L	21-31
F11	Colorado*	W	31-28
F14	Denver*	L	22-51
F15	at Denver*	L	28-48
F21	Wyoming*	L	24-34
F22	Wyoming*	L	21-31

*Rocky Mountain Athletic Conference game

1936-37 (7-6, 7-5 RMAC)

Coach: Sam Campbell

J02	Utah	L	25-42
J23	Colorado Mines*	W	32-23
J29	Colorado College*	W	52-38
J30	Colorado*	W	51-35
F06	at Colorado*	L	22-50
F09	Colorado*	W	35-32
F12	at Denver*	L	34-52
F13	Denver*	L	40-56
F16	Colorado Mines*	W	43-33
F19	at Wyoming*	L	32-33
F20	at Wyoming*	L	27-31
F23	at Northern Colorado*	W	48-45
F26	Northern Colorado*	W	41-34

*Rocky Mountain Athletic Conference game

1937-38 (7-9, 3-9 MSC)

Coach: John Davis

D10	Colorado Mines	W	42-29
D11	at Colorado Mines	W	39-27
D17	Hastings College	W	37-32
D30	Kansas State	W	50-40
J15	Utah State*	L	34-57
J22	Colorado*	L	32-49
J28	at BYU*	L	46-50
J29	at Utah State*	L	52-62
F04	Utah*	L	34-60
F05	Denver*	L	33-42
F12	BYU*	W	45-39
F18	at Wyoming*	L	30-45
F19	at Utah*	L	46-64
F25	at Colorado*	L	37-72
F26	Wyoming*	W	46-37
M04	at Denver*	W	49-35

*Mountain States Conference game

1938-39 (2-14, 2-10 MSC)

Coach: John Davis

D16	at Kansas State	L	32-44
D17	at Kansas State	L	20-31
D19	at SW Kansas	L	29-42
D20	at Wichita State	L	28-45
J07	Colorado*	L	21-42

J13	at Utah*	L	37-44
J14	at Utah*	L	35-53
J21	Utah*	L	34-52
J27	at Denver*	L	40-46
F03	Wyoming*	L	30-35
F10	BYU*	W	44-43
F11	at Colorado*	L	15-64
F18	Utah*	L	28-53
F24	at Wyoming*	W	46-45
F25	at BYU*	L	52-91
M03	Denver*	L	28-34

*Mountain States Conference game

1939-40 (6-12, 3-9 MSC)

Coach: John Davis

D15	Kansas State	L	36-42
D16	Kansas State	W	52-44
D19	Wichita State	W	50-49
D28	at SW Kansas	L	36-54
D29	at McPherson Kansas	W	61-34
D30	at Emporia Kansas	L	51-57
J05	at Denver*	L	49-51
J12	Wyoming*	L	35-39
J19	BYU*	W	40-32
J20	at Colorado*	L	41-47
J27	Utah*	L	41-49
F02	at Wyoming*	L	39-53
F03	at BYU*	L	42-62
F09	Denver*	W	38-33
F17	Colorado*	L	34-52
F24	Utah State*	W	56-52
M01	at Utah State*	L	42-58
M02	at Utah*	L	54-83

*Mountain States Conference game

1940-41 (10-9, 4-8 MSC)

Coach: John Davis

D13	at Adams State	W	48-32
D14	at Adams State	W	36-22
D19	at Oregon State	L	31-33
D20	at New Mexico	W	53-39
D21	at Marshall	W	35-31
J02	Western State	W	39-24
J03	Western State	W	39-30
J10	Colorado*	W	41-39
J17	at Utah State*	L	27-34
J18	at Utah*	L	35-39
J25	Utah State*	W	40-31
J31	at Denver*	W	41-38
F07	Wyoming*	L	34-40
F14	BYU*	L	36-40
F15	at Colorado*	L	35-37
F22	Utah*	L	29-55
F28	at Wyoming*	L	27-44
M01	at BYU*	L	33-60
M07	Denver*	W	50-27

*Mountain States Conference game

1941-42 (3-16, 1-11 MSC)

Coach: John Davis

D10	at Kansas State	L	27-30
D11	at Kansas State	L	35-37
D12	at Emporia Kansas	L	25-37
D18	Western State	W	40-27
D19	Western State	L	29-30
J02	at Colorado Mines	W	43-38
J03	at Northern Colorado	L	37-44
J09	Denver*	W	31-30
J17	Colorado*	L	28-79
J23	at Utah*	L	29-53

J24	at BYU*	L	27-52
J31	at Utah State*	L	34-47
F06	Utah State*	L	26-41
F07	at Colorado*	L	27-63
F14	at Wyoming*	L	37-61
F21	Utah*	L	27-38
F27	BYU*	L	41-54
F28	at Denver*	L	30-58
M07	Wyoming*	L	43-45

*Mountain States Conference game

1942-43 (7-9, 0-4 MSC)

Coach: John Davis

J08	at Northern Colorado	L	33-35
J09	Northern Colorado	W	29-22
J15	Colorado College	W	47-35
J16	Colorado College	W	45-27
J22	Wyoming*	L	42-66
J23	at Wyoming*	L	23-49
J29	at Colorado Mines	W	47-30
J30	Colorado Mines	W	43-35
F05	Regis	W	67-24
F06	at Regis	W	38-32
F12	at Wyoming*	L	34-57
F13	Wyoming*	L	40-65
F19	at Fort Warren	L	29-48
F20	Fort Warren	L	35-39
F26	Northern Colorado	L	33-35
F27	at Northern Colorado	L	37-38

*Mountain States Conference game

1943-44

No team

1944-45 (7-11, 1-5 MSC)

Coach: John Davis

D08	at Buckley Field	L	21-55
D09	Buckley Field	L	22-73
D14	at Fort Logan	W	48-41
D15	Fort Logan	L	35-42
J05	at Northern Colorado	W	57-23
J06	Northern Colorado	W	62-25
J12	Colorado*	L	35-51
J19	at Fort Warren	L	27-65
J20	Fort Warren	W	47-44
J27	Colorado College	L	33-41
F02	at Denver*	L	41-46
F06	at Colorado*	L	34-67
F09	Wyoming*	L	32-43
F17	at Colorado College	W	55-53
F23	at Fort Logan	L	24-30
F24	Fort Logan	W	43-41
M02	at Wyoming*	L	32-45
M09	Denver*	W	64-34

*Mountain States Conference game

1945-46 (15-9, 6-6 MSC)

Coach: E.D. Taylor

N30	at Glenwood Springs	W	64-40
D01	at Glenwood Springs	W	61-38
D07	Lowry Field	L	49-51
D08	at Lowry Field	L	20-32
D14	at Northern Colorado	W	53-29
D15	Northern Colorado	W	40-2
D20	Kansas State	W	52-43
D21	Kansas State	W	60-37
J04	Fort Warren	W	47-45
J05	at Fort Warren	W	40-39
J11	Denver*	W	45-40
J19	Colorado*	W	50-46



J25	at Utah*	L	32-41
J26	at BYU*	L	41-42
J28	at Utah State*	W	43-36
F08	Utah State*	L	34-35
F09	at Colorado*	L	35-49
F16	at Wyoming*	L	43-64
F23	Utah*	W	49-46
M01	at Denver*	W	50-40
M02	BYU*	W	47-40
M09	Wyoming*	L	41-55
M17	at Idaho	W	60-45
M18	at 20th Century Fox	L	45-47

*Mountain States Conference game

1946-47 (3-18, 1-11 MSC)

Coach: E.D. Taylor

N29	Lowry Field	W	58-45
N30	at Lowry Field	L	43-51
D06	Denver Nuggets	L	40-50
D07	Denver Nuggets	W	46-33
D16	Washington State	L	31-57
D20	at Nevada	L	32-42
D21	at San Francisco	L	22-45
D27	at Southern Illinois	L	48-58
D28	at Dakota Wesleyan	L	42-54
J11	at Utah*	L	37-58
J14	at Wyoming*	L	30-60
J17	Denver*	L	39-47
J24	at Denver*	L	44-57
J31	at BYU*	L	47-69
F01	at Utah State*	L	38-55
F07	Utah State*	L	35-43
F14	BYU*	W	51-48
F15	Colorado*	L	45-48
F25	at Colorado*	L	37-60
F28	Utah*	L	47-57
M08	Wyoming*	L	38-52

*Mountain States Conference game

1947-48 (6-15, 1-9 MSC)

Coach: E.D. Taylor

	Lowry Field	W	70-50
	Lowry Field	L	61-65
	at Colorado	L	40-60
	Colorado	L	40-60
	Fort Warren	W	82-29
	Fort Warren	W	74-31
	NW Oklahoma	W	60-40
	NW Oklahoma	W	53-44
	at Drake	L	44-65
	at Nebraska	L	46-67
	at Denver*	L	53-59
	Wyoming*	L	34-52
	BYU*	L	51-64
	Utah*	L	46-55
	Nevada	L	57-65
	at Utah*	L	33-57
	at Utah State*	L	33-64
	at BYU*	L	48-79
	Utah State*	W	65-51
	at Wyoming*	L	37-62
	Denver*	L	58-71

*Mountain States Conference game

1948-49 (14-21, 3-17 MSC)

Coach: E.D. Taylor

N26	Fort Warren	W	65-30
N27	at Fort Warren	W	77-52
D03	Philips	W	63-29
D04	Philips	W	65-32

D10	at Northern Colorado	L	47-53
D11	Northern Colorado	W	62-57
D16	Wichita State	L	42-50
D23	Michigan	L	37-57
D27	vs. Texas	L	47-56
D28	vs. Auburn	W	54-51
D29	vs. Texas Tech	W	59-58
D30	Colorado College	W	61-60
D31	Colorado College	W	56-32
J07	Utah*	L	51-54
J08	Utah*	L	35-58
J14	at Utah State*	L	43-50
J15	at Utah State*	L	52-64
J17	at Utah*	L	37-69
J21	at Colorado Mines	W	69-39
J22	at Colorado Mines	W	60-43
J28	Wyoming*	L	39-56
J29	Wyoming*	L	41-53
J31	Utah State*	W	57-55
F04	BYU*	L	64-66
F05	BYU*	W	52-54
F11	at #19 Wyoming*	L	43-56
F12	at #19 Wyoming*	L	29-39
F14	Denver*	L	56-59
F18	Denver*	L	62-66
F19	at Denver*	L	54-83
F21	at Denver*	L	55-60
F25	at BYU*	L	49-79
F26	at BYU*	L	52-72
F28	at #16 Utah*	L	46-72
M04	Utah State*	W	63-62

*Mountain States Conference game

1949-50 (7-23, 2-18 MSC)

Coach: H.B. Lee

D02	at Northern Colorado	L	48-56
D03	Northern Colorado	W	48-42
D08	at Wyoming	L	44-49
D09	at Regis	L	34-42
D10	at Northern Colorado	W	79-63
D17	at St. Mary's	W	67-58
D19	at Nevada	L	62-79
D20	at Nevada	W	61-44
D30	at Colorado College	W	53-33
D31	at Colorado College	L	44-47
J03	Wyoming*	L	38-41
J06	Utah*	L	52-56
J07	Utah*	L	40-48
J09	Utah State*	L	33-38
J13	Denver*	L	53-55
J14	at Denver*	L	43-56
J20	Wyoming*	L	41-46
J21	at Wyoming*	L	45-56
J27	at Denver*	L	56-65
F03	at BYU*	L	42-46
F04	at BYU*	L	45-58
F06	at Utah State*	L	46-48
F11	BYU*	W	40-30
F13	BYU*	W	55-46
F17	Utah State*	L	36-49
F20	Denver*	L	36-41
F24	at Utah*	L	38-52
F25	at Utah*	L	42-52
F27	at Utah State*	L	48-53
M07	at Wyoming*	L	41-50

*Mountain States Conference game

1950-51 (13-20, 6-14 MSC)

Coach: Bill Strannigan

D01	Northern Colorado	W	67-38
D02	at Northern Colorado	L	41-51
D08	at Colorado	W	52-48
D15	Colorado College	W	58-56
D16	Colorado College	L	82-85
D18	at Eastern Washington	W	62-61
D19	at Idaho	L	44-60
D20	at Gonzaga	L	57-71
D21	at Gonzaga	W	68-48
D28	at #14 Wyoming	L	50-62
D29	at Montana	W	65-54
D30	at BYU	L	52-77
J05	Utah*	W	48-46
J06	at Utah*	L	43-57
J08	at Utah State*	L	14-23
J12	#10 Wyoming*	L	47-56
J13	at #10 Wyoming*	L	58-75
J22	Utah State*	W	60-59
J26	at #20 Wyoming*	L	34-54
J27	#20 Wyoming*	W	62-38
F02	Utah*	L	36-40
F03	Utah*	L	51-55
F05	Denver*	L	53-63
F08	#14 BYU*	L	42-70
F09	at #14 BYU*	L	40-65
F12	at Utah State*	L	49-50
F16	Utah State*	W	67-64
F17	Denver*	W	70-62
F19	at Denver*	L	56-59
F23	#12 BYU*	L	45-50
F24	#12 BYU*	L	51-60
M03	at Denver*	W	68-65

*Mountain States Conference game

1951-52 (13-15, 3-11 MSC)

Coach: Bill Strannigan

N30	Colorado Mines	W	72-40
D01	at Colorado Mines	W	77-44
D07	at Colorado	W	65-58
D08	Colorado	W	62-51
D14	at Indiana	L	48-80
D15	at St. Mary's	L	64-68
D18	Drake	W	79-71
D21	Regis	W	85-80
D26	at Whitworth	W	74-68
D27	at Whitworth	L	69-71
D29	at Lewis & Clark	W	87-77
D31	at Portland	L	66-68
J05	at New Mexico*	L	63-64
J11	Utah State*	L	41-46
J12	New Mexico*	W	85-60
J18	at Utah*	L	54-58
J19	at BYU*	L	43-68
J25	#17 Utah*	W	55-43
J26	Montana*	L	51-54
J31	Wyoming*	L	45-58
F08	Denver*	L	52-61
F09	Northern Colorado	W	60-56
F14	at Utah State*	L	62-85
F16	at Montana*	L	46-57
F23	Northern Colorado	W	64-47
F27	at Denver*	W	79-62
F29	BYU*	L	65-75
M05	at #16 Wyoming*	L	57-89

*Mountain States Conference



YEAR-BY-YEAR RESULTS

1952-53 (12-14, 5-9 MSC)

Coach: Bill Strannigan

D05	Colorado College	W	60-40
D06	Colorado College	W	76-49
D12	Northern Colorado	W	63-47
D15	at Texas	L	46-63
D17	at SMU	L	62-63
D18	at Baylor	L	55-58
D20	at Rice	W	54-53
D22	at Texas A&M	W	65-52
D30	Regis	W	66-54
J03	New Mexico*	W	85-66
J09	Montana*	W	93-86
J10	Utah State*	W	78-76
J13	at Northern Colorado	L	61-64
J16	at New Mexico*	L	56-72
J23	at Utah*	L	64-71
J24	at BYU*	L	47-75
J29	Denver*	L	59-66
F02	Colorado	L	50-62
F07	at Wyoming*	L	54-71
F12	at Utah State*	L	61-74
F14	at Montana*	L	66-68
F21	at Regis	W	71-68
F27	Utah*	W	67-54
F28	BYU*	W	63-57
M06	Wyoming*	L	53-54
M10	at Denver*	L	77-80

*Mountain States Conference game

1953-54 (22-7, 12-2 MSC)

Coach: Bill Strannigan
Mountain States Conference Champions

D04	Colorado College	W	67-41
D05	Colorado College	W	66-28
D07	at Colorado	W	54-42
D11	Regis	W	77-62
D12	Northern Colorado	W	76-55
D15	at Iowa	L	55-70
D17	at Drake	W	68-64
D19	at Iowa State	W	65-57
D28	Portland	W	102-62
D30	New Mexico*	W	77-51
J02	Montana*	W	73-50
J09	Utah State*	W	68-60
J14	at Denver*	W	62-51
J16	at New Mexico*	W	67-60
J21	at #16 Seattle	L	76-80
J22	at #16 Seattle	L	57-72
J28	at Montana*	W	67-64
J30	at Utah State*	L	58-64
F05	Wyoming*	W	47-43
F12	Utah*	W	66-62
F13	BYU*	W	77-76
F16	Denver*	W	58-45
F18	at Northern Colorado	W	68-56
F20	at Regis	W	63-52
F26	at Utah*	W	70-66
F27	at BYU*	W	71-69
M05	at Wyoming*	L	44-62
M12	vs Santa Clara%	L	50-73
M13	vs Idaho State%	L	57-62

*Mountain States Conference game
%NCAA Tournament

1954-55 (11-12, 5-9 MSC)

Coach: Jim Williams

D03	Regis	W	77-71
D04	at Northern Colorado	W	58-54
D11	at Colorado	L	47-66

D17	at Arizona	W	67-62
D18	at Arizona	L	59-81
D20	at Regis	W	61-54
D29	vs Southern Mississippi	W	66-50
D30	at Wichita State	L	59-81
J06	at Utah State*	L	65-85
J08	at Montana*	W	75-58
J14	New Mexico*	W	81-59
J15	Denver*	W	65-57
J21	BYU*	L	68-74
J22	#10 Utah*	L	69-70
J27	at Denver*	L	69-73
J28	Northern Colorado	W	76-57
F05	Wyoming*	W	55-49
F11	Utah State*	L	66-72
F12	Montana*	W	54-48
F19	at New Mexico*	L	65-70
F25	at BYU*	L	75-94
F26	at #8 Utah*	L	51-66
M05	at Wyoming*	L	46-69

*Mountain States Conference game

1955-56 (12-13, 7-7 MSC)

Coach: Jim Williams

D02	at Northern Colorado	W	67-50
D03	Northern Colorado	W	51-39
D09	at Idaho State	L	54-66
D10	at Idaho State	L	58-59
D16	Regis	W	87-72
D19	Iowa State	L	60-72
D22	Colorado	W	60-58
D27	at Oregon	L	56-86
D28	at Oregon	L	57-75
D30	at Idaho	L	62-72
D31	at Idaho	W	63-58
J06	New Mexico*	W	67-52
J07	Denver*	L	57-73
J13	at BYU*	L	49-61
J14	at Utah State*	L	58-79
J28	Wyoming*	W	66-56
F03	Utah*	W	62-59
F04	Montana*	W	96-76
F11	at Wyoming*	W	66-55
F17	BYU*	W	70-59
F18	Utah State*	L	80-84
F24	at New Mexico*	W	75-69
F25	at Denver*	L	65-68
M01	at Utah*	L	60-91
M03	at Montana*	L	62-63

*Mountain States Conference game

1956-57 (9-16, 6-8 MSC)

Coach: Jim Williams

N30	at Northern Colorado	W	88-77
D01	Northern Colorado	W	76-56
D08	Colorado	L	53-65
D10	at Colorado	L	49-70
D15	at Regis	L	65-77
D18	at Arizona State	L	66-97
D19	at Arizona	L	63-73
D20	at UTEP	L	61-70
D28	at Idaho	W	63-57
D29	at Idaho	L	78-88
J05	at New Mexico*	L	62-70
J11	BYU*	L	61-66
J12	Utah State*	W	89-72
J18	at Denver*	W	70-62
J19	at Air Force	L	62-70
J26	Wyoming*	W	64-49
J31	at Utah*	L	60-86

F02	at Montana*	L	63-74
F09	at Wyoming*	L	56-65
F15	at BYU*	L	66-81
F16	at Utah State*	W	67-65
F22	Denver*	L	61-62
F23	New Mexico*	W	78-54
M01	Utah*	L	64-74
M02	Montana*	W	66-59

*Mountain States Conference game

1957-58 (11-11, 9-5 MSC)

Coach: Jim Williams

D02	at Colorado	W	64-55
D07	Regis	W	72-60
D13	Air Force	W	70-59
D14	at Air Force	L	50-54
D17	at Washington State	W	57-54
D19	at Idaho	L	61-75
D20	at Idaho	L	49-70
D21	at Montana State	W	69-49
D27	Oregon	L	69-75
D28	at Regis	L	71-83
J04	Montana State	L	69-83
J10	Denver*	W	62-56
J11	New Mexico*	W	77-58
J17	at BYU*	L	80-90
J18	at Utah State*	W	84-62
J25	at New Mexico*	W	48-41
F01	Wyoming*	L	61-67
F07	Utah*	W	62-44
F08	Montana*	W	75-59
F15	at Denver*	W	58-53
F21	Utah State*	W	74-56
F22	BYU*	W	74-49
M01	at Wyoming*	L	62-70
M06	at Montana*	L	44-51
M08	at Utah*	L	79-105

*Mountain States Conference game

1958-59 (8-14, 6-8 MSC)

Coach: Jim Williams

D05	Idaho	L	58-59
D06	Idaho	W	74-67
D13	at Regis	L	55-58
D17	Air Force	W	67-57
D19	at Iowa State	L	55-79
D20	at Drake	L	66-78
D30	Regis	L	53-55
J03	Montana State	L	73-78
J09	at Denver*	L	67-88
J16	BYU*	W	72-62
J17	Utah State*	L	77-88
J24	at New Mexico*	W	67-56
J31	Wyoming*	W	78-60
F05	at #16 Utah*	L	48-68
F07	at Montana*	L	43-49
F13	New Mexico*	W	74-55
F14	Denver*	W	60-52
F20	at Utah State*	L	74-81
F21	at BYU*	L	63-88
F28	at Wyoming*	W	80-74
M06	Montana*	L	66-70
M07	#16 Utah*	L	61-68

*Mountain States Conference game

1959-60 (13-10, 10-4 MSC)

Coach: Jim Williams
Mountain States Conference Co-Champions

D04	Colorado	L	55-66
D05	at Regis	W	86-53



D12	Regis	L	56-61
D16	at Idaho	W	62-46
D17	at Idaho	L	62-66
D19	at Oregon	L	66-72
D28	vs Idaho State	L	51-58
D29	at Gonzaga	L	55-57
J02	Arizona	W	103-64
J08	Denver*	W	88-70
J09	New Mexico*	W	88-67
J15	at BYU*	W	53-51
J16	at #12 Utah State*	L	65-73
J23	at New Mexico*	W	77-63
J30	Wyoming*	W	69-50
F05	#7 Utah*	L	76-86
F06	Montana*	W	78-58
F13	at Denver*	L	62-66
F19	#7 Utah State*	W	68-60
F20	BYU*	W	65-53
F27	at Wyoming*	W	64-63
M03	at Montana*	W	71-55
M05	at #6 Utah*	L	83-87

*Mountain States Conference game

1960-61 (17-9, 12-2 MSC)

Coach: Jim Williams

Mountain States Conference Co-Champions

D02	Idaho State	W	71-63
D03	Idaho State	W	70-47
D09	Air Force	W	63-46
D10	at Regis	L	57-68
D16	Regis	W	77-62
D19	at Oklahoma	L	50-56
D21	at #12 Kansas State	L	56-63
D27	vs Xavier (Ohio)	W	71-65
D28	at Detroit	L	64-77
D29	at Toledo	L	69-86
J07	Denver*	W	72-59
J13	BYU*	W	73-49
J14	Utah State*	W	81-44
J21	at New Mexico*	W	60-53
J28	Wyoming*	W	73-55
F02	at Utah*	L	58-69
F04	at Montana*	L	60-70
F10	New Mexico*	W	90-61
F11	Denver*	W	52-45
F17	at Utah State*	W	64-60
F18	at BYU*	W	65-58
F25	at Wyoming*	W	61-38
M03	Montana*	W	67-49
M04	Utah*	W	50-49
M11	vs Utah%	L	51-55
M18	vs St. Louis&	L	53-59

*Mountain States Conference game

%Mountain States Conference championship
playoff (Provo, Utah)

&National Invitation Tournament

1961-62 (18-9, 10-4 MSC)

Coach: Jim Williams

D01	at Wichita State	L	36-64
D02	at Tulsa	W	85-78
D09	Regis	W	78-56
D15	at #4 USC	L	52-67
D16	at UCLA	W	69-68
D21	at Oklahoma State	L	44-60
D23	at Oklahoma	W	52-47
D28	at Long Beach State	W	85-82
D29	at Chapman	W	62-49
D30	at San Diego State	W	71-57
J05	New Mexico*	W	67-41

J06	Denver*	W	70-52
J12	at Utah State*	L	59-69
J13	at BYU*	W	75-69
J20	at New Mexico*	W	74-58
J26	Wyoming*	W	56-50
J27	at Air Force	L	57-58
F02	Montana*	W	58-36
F03	Utah*	W	74-59
F10	at Denver*	W	77-67
F16	BYU*	W	73-65
F17	Utah State*	L	70-77
F19	at Regis	W	62-58
F24	at Wyoming*	W	58-54
M01	at Utah*	L	68-86
M03	at Montana*	L	63-71
M17	vs Holy Cross&	L	71-72

*Mountain States Conference game
&National Invitation Tournament

1962-63 (18-5)

Coach: Jim Williams

N30	at Washington State	W	77-47
D01	at Washington	L	59-64
D08	UCLA	OT W	66-65
D14	Arizona	W	75-65
D17	at Pepperdine	W	69-67
D20	at New Mexico	L	46-56
D21	at UTEP	W	64-62
D26	vs #7 USC	W	72-54
D27	vs Northwestern	W	75-50
D28	at UCLA	L	64-68
J04	Wyoming	W	91-70
J05	at Denver	W	76-65
J12	at Wyoming	W	75-69
J19	at Utah State	L	68-75
J26	at Utah	W	72-54
F01	Montana State	W	100-83
F08	at Air Force	W	59-41
F09	Denver	W	79-57
F15	Regis	W	81-56
F16	at Regis	W	63-50
F23	Air Force	W	85-51
M02	Utah State	W	67-60
M09	vs Oklahoma City%	L	67-70

1963-64 (16-9)

Coach: Jim Williams

D06	New Mexico	L	53-55
D07	Arizona	W	57-45
D14	Oklahoma State	W	58-49
D21	Washington State	W	96-60
D23	Washington	W	82-52
D26	at Iowa	W	61-56
D27	at #9 Oregon State	L	51-53
D30	at Oregon	L	59-65
J03	North Dakota	W	73-44
J04	at Denver	W	74-55
J10	at Arizona	L	55-57
J11	at Arizona State	L	62-76
J17	Regis	W	93-61
J18	Air Force	L	46-48
J24	at Utah State	L	70-85
J25	at Utah	L	68-78
J31	at Montana State	W	59-47
F01	at Montana State	W	77-65
F07	at Wyoming	W	66-56
F08	at Wyoming	W	73-68
F15	Utah State	L	84-85
F22	at Air Force	W	69-66

F28	Denver	W	57-50
F29	Idaho State	W	101-74
M06	at Regis	W	68-56

1964-65 (16-8)

Coach: Jim Williams

D04	vs Air Force	W	68-66
D05	at Denver	W	79-65
D11	UTEP	L	50-63
D12	Chapman	W	101-66
D16	at Cornell	W	67-65
D17	at Duquesne	L	56-75
D19	at St. Bonaventure	W	86-81
D22	at Detroit	L	73-75
D29	Fresno State	W	84-66
D30	Fresno State	W	76-56
J08	Denver	W	74-70
J15	at Idaho State	W	64-57
J16	at Utah State	W	89-78
J22	Regis	W	69-44
J23	at Wyoming	L	68-77
J30	USC	L	65-80
F06	Wyoming	W	82-77
F13	at Denver	L	60-65
F20	Utah State	W	89-74
F26	Air Force	W	72-62
F27	Montana State	W	91-71
M05	at Regis	W	82-49
M06	at Air Force	L	67-71
M08	vs Oklahoma City%	L	68-70

%NCAA Tournament

1965-66 (4-8)

Coach: Jim Williams

D03	at Denver	W	62-61
D04	vs Wyoming	W	75-69
D10	Long Beach State	W	93-84
D11	Arizona State	W	84-63
D18	at Montana State	W	82-68
D20	at Seattle	L	78-83
D23	Idaho State	W	95-72
D27	vs Boston College	L	64-86
D28	vs Villanova	L	57-68
J08	at Denver	L	65-82
J15	at Utah State	W	72-63
J22	at Wyoming	L	55-70
J24	New Mexico State	W	109-70
J28	Montana State	W	91-62
F04	Texas Western	L	66-68
F05	Denver	W	67-65
F12	Wyoming	W	75-68
F19	Seattle	W	93-83
F25	Utah State	W	74-64
F26	at #3 UTEP	L	55-72
M05	at Air Force	W	79-72
M07	vs Houston%	L	76-82

1966-67 (13-10)

Coach: Jim Williams

D01	Montana State	W	90-73
D02	Idaho	W	96-71
D09	New Mexico State	W	63-55
D10	Tulsa	L	64-77
D16	DePauw	W	89-60
D22	at #1 UCLA	L	74-84
D23	at Loyola Marymount	L	73-82
D29	vs New York	W	55-53
D30	at New Mexico	L	49-64
J07	at West Texas State	W	90-72



YEAR-BY-YEAR RESULTS

J11	Denver	W	56-52
J14	at Wyoming	L	72-75
J20	at Idaho State	W	70-58
J21	at Utah State	L	70-83
J27	Air Force	W	81-62
J30	Utah	W	82-73
F02	at Utah	L	68-78
F04	at Montana State	L	69-70
F11	Wyoming	W	69-57
F18	at Denver	L	67-74
F20	Seattle	L	64-72
F25	Utah State	W	80-75
M03	at Air Force	W	62-60

1967-68 (11-13)

Coach: Jim Williams

D01	Weber State	L	61-71
D02	Montana State	W	68-64
D05	Sacramento State	W	82-66
D08	Idaho State	L	89-100
D09	at Loyola Marymount	L	69-93
D15	at USC	L	53-70
D16	Missouri	W	64-52
D21	at San Francisco	L	65-81
D29	at Seattle	L	69-75
J03	UTEP	L	70-90
J06	Loyola-Chicago	W	81-73
J08	at West Texas State	W	99-88
J10	Denver	L	59-65
D18	Seattle	W	88-79
J20	Utah State	W	80-74
J22	at Weber State	L	73-88
J26	Wyoming	L	68-84
J30	at Denver	W	71-70
F03	West Texas State	W	90-72
F10	at Wyoming	L	67-74
F17	at Utah State	L	75-96
F24	at Air Force	W	75-64
M01	Air Force	W	83-62
M02	at UTEP	L	67-79

1968-1969 (17-7)

Coach: Jim Williams

N30	at New Mexico State	L	89-95
D01	vs Denver	W	71-66
D06	at Pacific	W	78-77
D13	Fresno State	W	69-64
D14	SW Louisiana	W	78-68
D18	Loyola Marymount	W	76-57
D21	Santa Barbara	W	76-55
D27	vs Rutgers	W	67-66
D28	at Utah	W	70-58
J04	at Utah State	L	73-83
J11	UTEP	W	64-63
J16	Air Force	W	83-65
J25	at Wyoming	W	78-68
J31	Wyoming	L	74-76
F05	at Denver	W	84-67
F08	West Texas State	W	55-53
F15	Denver	W	79-62
F17	Utah State	W	70-60
F22	at Loyola-Chicago	L	64-75
F28	at UTEP	L	58-78
M01	at West Texas State	L	66-74
M08	vs Dayton%	W	52-50
M14	vs Colorado\$	W	64-56
M14	vs Drake~	L	77-84

%NCAA Tournament First Round
 \$NCAA Tournament Second Round
 ~NCAA Tournament Elite Eight

1969-70 (14-9, 7-7 WAC)

Coach: Jim Williams

D04	Montana	W	100-77
D05	North Texas State	W	82-60
D13	Denver	W	68-54
D17	at Missouri	L	55-81
D22	San Jose State	W	91-65
D29	at Pacific	L	74-84
J03	at Air Force	W	71-62
J08	UTEP*	L	64-77
J10	New Mexico*	W	79-62
J15	Wyoming*	L	87-88
J17	at Wyoming*	L	77-79
J22	Utah State	W	80-66
J24	at Denver	W	82-80
J29	at Arizona*	L	69-75
J31	at Arizona State*	L	72-74
F05	BYU*	W	94-71
F07	Utah*	W	89-77
F12	at New Mexico*	W	64-57
F14	at UTEP*	L	61-80
F19	at Utah*	W	83-69
F21	at BYU*	L	84-96
F26	Arizona State*	W	79-72
F28	Arizona*	W	94-80

*Western Athletic Conference

1970-71 (15-10, 7-7 WAC)

Coach: Jim Williams

D01	Denver	W	67-59
D03	Cal State Fullerton	W	98-74
D05	at Air Force	W	79-63
D10	Rice	W	73-57
D12	West Texas State	W	117-93
D18	at Oklahoma City	W	86-64
D19	at Nebraska	L	65-69
D22	at Denver	W	63-58
D29	at North Texas State	W	74-68
D30	at West Texas State	L	63-80
J02	CS-Los Angeles	L	75-77
J07	Arizona*	W	90-65
J09	Arizona State*	L	77-80
J15	at BYU*	L	73-75
J16	at Utah*	L	78-80
J23	Wyoming*	W	75-51
J29	UTEP*	L	68-69
J30	New Mexico*	W	79-71
F06	at Wyoming*	W	88-78
F12	at Arizona State*	L	85-103
F13	at Arizona*	W	74-71
F19	Utah*	W	101-86
F20	BYU*	L	92-98
F25	at New Mexico*	W	68-67
F27	at UTEP*	L	74-77

*Western Athletic Conference

1971-72 (15-9, 7-7 WAC)

Coach: Jim Williams

D01	Denver	W	86-61
D03	Cal State Fullerton	W	96-67
D11	Air Force	W	109-75
D17	at Michigan State	L	63-67
D18	at Penn State	W	70-63
D21	TCU	W	109-78
D22	Kent State	W	83-70
D30	Utah State	W	81-68
J07	New Mexico*	W	93-65
J08	UTEP*	W	63-62
J14	at Arizona*	L	74-78
J15	at Arizona State*	L	71-99

J18	at Denver	W	47-45
J22	at Wyoming*	W	68-66
J27	#7 BYU*	L	68-75
J29	Utah*	W	91-73
F05	Wyoming*	W	80-70
F10	at UTEP*	L	70-77
F12	at New Mexico*	L	75-77
F18	Arizona State*	L	80-88
F19	Arizona*	W	87-67
F25	at Utah*	W	68-66
F26	at #7 BYU*	L	85-105
F28	at Utah State	L	84-93

*Western Athletic Conference

1972-73 (13-15, 5-9 WAC)

Coach: Jim Williams

N24	at Utah State	L	54-63
N29	at Denver	W	83-67
D01	Cal State Fullerton	W	79-62
D02	Cal Poly	W	87-79
D12	at Air Force	L	57-78
D15	at Oregon	L	68-73
D16	at Nebraska	W	57-51
D19	Stanford	W	77-72
D23	Fresno State	W	70-63
D27	at Hawaii	L	75-88
D29	at Fordham	L	69-85
D30	at Utah*	L	63-67
J05	at #15 BYU*	W	93-86
J06	at Utah*	W	60-63
J12	Denver	W	81-86
J13	Utah State	W	87-70
J20	Wyoming*	W	61-59
J26	UTEP*	L	49-57
J27	#19 New Mexico*	W	76-67
F01	at Arizona State*	L	50-77
F03	at Arizona*	L	87-94
F09	Utah*	L	65-69
F10	BYU*	L	74-78
F17	at Wyoming*	W	60-54
F22	at #15 New Mexico*	L	72-93
F24	at UTEP*	L	44-62
M02	Arizona*	W	79-72
M03	Arizona State*	L	87-89

*Western Athletic Conference

1973-74 (12-14, 5-9 WAC)

Coach: Jim Williams

D01	Denver	L	64-71
D08	Weber State	W	75-68
D11	Air Force	W	62-46
D13	at Fresno State	L	55-57
D15	at Stanford	L	45-56
D17	at Utah State	L	67-74
D21	at Rice	W	83-66
D22	at TCU	L	65-70
D29	Ball State	W	94-67
J03	Arizona State*	W	74-72
J05	#15 Arizona*	W	85-67
J09	Utah State	W	63-61
J15	at Denver	W	71-65
J19	at Wyoming*	W	57-46
J25	at UTEP*	L	52-53
J26	at #19 New Mexico*	L	49-54
J31	BYU*	W	69-52
F01	Utah*	L	68-76
F08	at Arizona*	L	67-76
F09	at Arizona State*	L	63-70
F11	Wisconsin-Milwaukee	W	98-72
F16	Wyoming*	W	76-67



F22	New Mexico*	L	65-67
F23	UTEP*	L	46-58
F28	at Utah*	L	82-83
M02	at BYU*	L	69-70

*Western Athletic Conference

1974-75 (14-12, 6-8 WAC)

Coach: Jim Williams

N29	Indiana-St. Evans	W	98-67
N30	Montana	L	48-54
D03	Cal State Northridge	W	93-67
D06	Chapman	W	81-65
D07	at Denver	W	65-61
D13	at Utah State	L	70-71
D16	at Weber State	L	58-67
D20	SW Texas	W	97-59
D28	Boise State	W	96-65
J04	Denver	W	90-67
J10	at UTEP*	W	62-44
J11	at New Mexico*	L	70-85
J16	Utah State	L	71-76
J18	Wyoming*	W	78-60
J24	#10 Arizona State*	W	91-80
J25	#13 Arizona*	L	82-85
F07	at BYU*	L	75-88
F08	at Utah*	L	63-71
F14	New Mexico*	W	58-53
F15	UTEP*	L	57-60
F17	at Air Force	OT W	72-71
F22	at Wyoming*	L	61-65
F28	at #19 Arizona*	L	97-107
M01	at #9 Arizona State*	L	80-104
M07	Utah*	W	85-64
M08	BYU*	W	92-81

*Western Athletic Conference

1975-76 (10-16, 6-8 WAC)

Coach: Jim Williams

N29	Portland State	W	98-90
D02	Cal State Hayward	W	99-81
D06	Denver	W	92-81
D13	Air Force	L	70-71
D18	Fresno State	OT W	73-70
D20	at Utah State	L	81-87
D27	at Texas Tech	L	55-59
D29	at Oregon	L	66-70
D30	at Florida State	L	54-84
J09	New Mexico*	L	71-80
J10	UTEP*	W	63-62
J14	Utah State	L	62-72
J16	at Denver	L	70-71
J17	at Montana	W	57-41
J24	at Wyoming*	W	51-41
J30	at Arizona*	L	76-94
J31	at Arizona State*	L	79-98
F06	Utah*	L	75-82
F07	BYU*	W	93-84
F13	at UTEP*	L	64-82
F14	at New Mexico*	L	75-84
F21	Wyoming*	L	57-61
F27	Arizona State*	W	96-76
F28	Arizona*	L	72-78
M05	at BYU*	W	85-81
M08	at Utah*	L	77-88

*Western Athletic Conference

1976-77 (13-12, 6-8 WAC)

Coach: Jim Williams

N27	at Denver	W	77-68
N29	at Utah State	L	57-58

D09	Pacific	W	74-43
D11	at Air Force	W	66-63
D17	UC San Diego	W	101-58
D18	Denver	W	88-71
D21	at Fresno State	L	51-64
D23	at Boise State	L	52-60
D29	Stanford	L	76-83
J08	Portland State	W	87-66
J14	at BYU*	W	49-41
J15	at Utah*	OT L	64-67
J22	Wyoming*	OT L	64-74
J28	Arizona State*	W	79-69
J29	#16 Arizona*	L	72-77
F03	at New Mexico*	L	64-73
F05	at UTEP*	W	51-45
F10	Utah*	L	68-69
F12	BYU*	W	78-67
F19	at Wyoming*	L	63-65
F21	Utah State*	W	75-67
F24	at Arizona*	L	86-91
F26	at Arizona State*	L	68-86
M04	UTEP*	W	82-57
M05	New Mexico*	W	78-64

*Western Athletic Conference

1977-78 (18-9, 8-6 WAC)

Coach: Jim Williams

N26	at Portland State	W	97-93
N28	at Utah State	L	66-83
D01	Boise State	W	90-79
D10	Air Force	W	72-55
D16	Eastern Washington	W	73-61
D17	West Texas State	W	101-70
D20	at Stanford	L	73-86
D23	at Pacific	OT L	86-90
D27	at Oregon	W	61-50
D28	at Washington State	W	47-46
D29	at Oregon State	OT W	49-44
J04	DePauw	W	90-60
J12	Utah*	W	72-64
J14	BYU*	W	76-66
J21	at Wyoming*	W	79-63
J27	at Arizona*	L	63-75
J28	at Arizona State*	L	67-89
F02	UTEP*	W	56-49
F04	#10 New Mexico*	L	82-91
F10	at BYU*	L	81-98
F11	at Utah*	L	67-76
F18	Wyoming*	W	82-70
F20	Utah State	W	63-62
F24	Arizona State*	W	100-91
F25	Arizona*	W	95-88
M02	at #8 New Mexico*	L	88-111
M04	at UTEP*	W	70-61

*Western Athletic Conference

1978-79 (11-16, 3-9 WAC)

Coach: Jim Williams

N24	at Portland State	OT W	82-81
N27	at Air Force	L	62-63
D02	Iowa	W	72-69
D07	at Texas Tech	L	67-79
D09	at West Texas State	W	69-65
D15	Eastern Washington	W	81-65
D16	Drexel	L	73-75
D27	Idaho State	W	87-74
D29	Mesa State	W	82-57
D30	Lamar	W	72-62
J04	Wisconsin-LaCrosse	W	87-70
J06	Denver	L	64-68

J08	at Idaho State	L	77-78
J12	UNLV	L	85-90
J13	San Diego State*	W	82-76
J18	at New Mexico*	L	76-94
J20	at UTEP*	L	74-78
J25	BYU*	L	83-98
J27	Utah*	L	75-96
F02	Wyoming*	W	45-42
F08	at San Diego State*	L	83-90
F15	UTEP*	W	61-60
F17	New Mexico*	L	69-77
F22	at Utah*	L	63-72
F24	at BYU*	L	61-66
M03	at Wyoming*	L	65-70
M06	at UNLV*	L	89-91

*Western Athletic Conference

1979-80 (10-17, 5-9 WAC)

Coach: Jim Williams

N31	#11 Purdue	L	55-65
D02	at Indiana State	L	65-72
D03	at Iowa	L	66-113
D06	Denver	W	69-61
D08	Texas Tech	W	73-66
D11	U.S. International	W	84-77
D12	Northern Colorado	W	89-67
D21	at Colorado	L	82-96
D22	at #14 UCLA	L	63-86
D28	Cal State-Northridge	W	90-68
J03	at San Diego State*	L	71-86
J05	at Hawaii*	OT L	78-80
J10	UTEP*	OT L	66-67
J12	New Mexico*	W	82-68
J18	at Utah*	W	83-79
J19	at #18 BYU*	L	82-104
J28	UNLV	L	62-66
J31	Hawaii*	W	72-64
F02	San Diego State*	W	68-66
F07	at New Mexico*	OT L	79-80
F09	at UTEP*	L	66-79
F14	at UNLV	L	80-81
F16	Air Force	L	59-67
F21	#14 BYU*	L	86-111
F23	Utah*	L	84-98
M01	at Wyoming*	W	51-49
M03	Wyoming*	OT L	64-67 OT

*Western Athletic Conference

1980-81 (3-24, 1-15 WAC)

Coach: Tony McAndrews

J29	at Purdue	L	59-72
D01	at Northwestern	L	75-78
D05	at Oklahoma City	W	47-45
D06	at Wichita State	L	34-53
D08	Oklahoma State	L	64-79
D10	at Idaho State	L	73-78
D13	Northern Colorado	W	68-60
D20	Colorado	L	69-91
D22	at Nebraska	L	48-54
J02	at Hawaii*	L	63-76
J05	at San Diego State*	L	66-78
J09	New Mexico*	L	75-80
J10	UTEP*	L	46-75
J12	UNLV	L	68-76
J17	Wyoming*	L	54-85
J23	at #18 BYU*	L	46-66
J24	at #14 Utah*	L	56-86
J30	Air Force*	W	53-50
F05	San Diego State*	L	51-53
F07	Hawaii*	L	64-69



YEAR-BY-YEAR RESULTS

F12	at UTEP*	L	53-63
F14	at New Mexico*	L	51-68
F21	at Wyoming*	L	40-68
F26	#7 Utah*	L	50-73
F28	#18 BYU*	L	69-80
M06	at UNLV	L	69-85
M08	at Air Force*	L	43-70

*Western Athletic Conference

1981-82 (8-19, 2-14 WAC)

Coach: Tony McAndrews

N28	Southern Colorado	W	73-62
D01	Northern Colorado	W	68-58
D04	at Oral Roberts	L	68-81
D05	at Oklahoma State	OT	71-73
D11	at #10 Indiana	L	41-82
D12	at SMU	W	74-56
D19	at Colorado	OT	53-54
D23	Nebraska	OT	58-51
D30	Indiana State	W	65-59
J02	at Wyoming*	L	31-51
J07	BYU*	W	50-40
J09	Utah*	L	55-64
J14	at UNLV	L	54-68
J16	at Air Force*	OT	57-49
J22	Hawaii*	L	53-56
J23	San Diego State*	L	50-57
J29	at New Mexico*	L	58-67
J30	at UTEP*	L	52-56
F05	at Utah*	L	57-67
F06	at BYU*	L	54-60
F11	UTEP*	L	30-49
F13	New Mexico*	L	62-64
F19	Air Force*	L	57-60
F20	Idaho State	W	68-62
F27	Wyoming*	L	57-63
M04	at San Diego State*	L	62-68
M06	at Hawaii*	L	58-78

*Western Athletic Conference

1982-83 (11-17, 6-10 WAC)

Coach: Tony McAndrews

N27	Northern Colorado	W	71-49
D02	Oral Roberts	W	61-46
D04	Northwestern	L	53-61
D08	Colorado	L	55-57
D18	at Idaho State	W	67-49
D20	at Loyola Marymount	L	61-63
D22	at USC	L	65-72
D29	at Eastern Montana	W	54-52
D30	at Northern Arizona	L	57-60
J03	at Wisconsin-Stevens Pt.	L	56-67
J08	Air Force*	W	56-52
J10	at Wichita State	L	48-72
J13	at New Mexico*	L	58-68
J15	at UTEP*	L	45-61
J20	BYU*	L	63-77
J24	Utah*	L	58-79
J27	at San Diego State*	L	45-59
J31	at Hawaii*	L	57-60
F03	at Air Force*	W	48-47
F05	Wyoming*	W	50-48
F10	UTEP*	L	45-46
F12	New Mexico*	W	85-70
F17	at BYU*	L	58-69
F19	at Utah*	L	49-57
F24	Hawaii*	W	68-45
F28	San Diego State*	W	70-55
M03	SIU-Edwardsville	W	69-55

M05	at Wyoming^	L	39-49
-----	-------------	---	-------

*Western Athletic Conference
^WAC Tournament

1983-84 (16-14, 9-7 WAC)

Coach: Tony McAndrews

N25	Doane	W	83-67
N26	Loyola Marymount	L	71-73
N29	#18 Wichita State	L	54-64
D01	Northern Colorado	W	78-62
D07	at Colorado	L	58-69
D10	Northern Arizona	W	51-50
D19	Eastern Washington	W	68-57
D22	Iowa State	OT	L 58-59
D30	Texas-Arlington	W	96-68
J02	at Wisconsin-Green Bay	L	34-47
J04	at Nebraska	L	54-56
J07	Montana State	W	72-65
J12	at Air Force*	W	54-46
J14	Wyoming*	L	63-69
J19	#5 UTEP*	W	63-51
J21	New Mexico*	L	45-55
J26	at Utah*	W	56-54
J30	at BYU*	L	57-73
F04	San Diego State*	W	68-63
F06	Hawaii*	W	70-67
F09	at Wyoming*	L	51-67
F11	Air Force*	W	60-41
F18	at New Mexico*	L	50-61
F20	at #10 UTEP*	L	55-62
F23	BYU*	W	70-65
F27	Utah*	W	66-59
F29	at San Diego State*	W	61-59
M02	at Hawaii*	L	63-69
M05	vs Air Force^	W	61-56
M07	vs Wyoming^	L	36-40

*Western Athletic Conference
^WAC Tournament

1984-85 (18-12, 9-7 WAC)

Coach: Tony McAndrews

N24	Southern Colorado	W	86-70
N29	U. S. International	W	86-48
N30	#20 UNLV	L	78-88
D05	Colorado	W	70-64
D08	Northern Colorado	W	76-63
D17	at U. S. International	W	72-41
D19	at Texas-Arlington	W	89-77
D22	at Iowa State	L	49-85
D28	at Fullerton State	L	64-66
D29	at St. Mary's	W	61-60
J03	Hawaii*	W	69-58
J04	Air Force*	W	67-58
J06	at Montana State	W	72-65
J12	Nebraska	L	78-88
J17	Utah*	W	77-69
J19	BYU*	L	64-65
J24	at UTEP*	L	45-79
J28	at New Mexico*	L	42-44
J31	at Wyoming*	L	53-54
F02	New Mexico*	W	61-52
F07	at San Diego State*	L	72-75
F09	at Hawaii*	L	59-66
F14	at BYU*	L	69-77
F16	at Utah*	W	90-87
F22	Wyoming*	W	78-72
F23	San Diego State*	W	78-72
F26	at Air Force*	W	65-53
M02	UTEP*	W	73-69

M04	Hawaii^	W	73-68
M06	at New Mexico^	L	56-62

*Western Athletic Conference
^WAC Tournament

1985-86 (11-18, 6-10)

Coach: Tony McAndrews

N23	Cal State-Northridge	W	47-46
N25	Wisconsin-Green Bay	W	76-66
N30	at TCU	L	49-78
D02	Northern Colorado	W	74-60
D04	Eastern Illinois	W	83-62
D07	USC	L	53-66
D11	at Colorado	L	65-78
D14	at Minnesota	L	59-62
D21	Northern Arizona	L	56-63
D27	at Tenn.-Chattanooga	L	55-58
D28	at William & Mary	L	39-61
J02	at Hawaii*	W	72-61
J04	at San Diego State*	L	56-72
J09	at Air Force*	W	57-51
J11	New Mexico*	W	65-58
J16	Utah*	L	54-59
J17	BYU*	L	63-68
J23	at #19 UTEP*	L	57-65
J24	at New Mexico*	L	51-64
J30	San Diego State*	W	75-72
F01	Wyoming*	L	66-68
F04	Southern Colorado	W	66-55
F13	Hawaii*	W	91-71
F14	Air Force*	W	66-58
F20	UTEP*	L	61-64
F22	at Wyoming*	L	70-77
F28	at BYU*	L	76-86
M01	at Utah*	L	64-80
M06	vs UTEP^	L	50-58

*Western Athletic Conference
^WAC Tournament

1986-87 (13-16, 7-9 WAC)

Coach: Tony McAndrews

N29	Southern Colorado	W	64-59
D02	Northern Colorado	L	54-58
D04	Denver	W	69-55
D06	TCU	L	77-80
D08	Baylor	W	69-64
D11	Colorado	W	67-64
D13	at North Texas State	L	69-85
D20	at #7 Oklahoma	L	62-108
D27	Toledo	W	81-62
D29	at Drexel	W	87-81
D30	at Tulsa	L	61-68
J02	at BYU*	OT	L 67-75
J03	at Utah*	L	48-78
J06	at Wyoming*	W	74-71
J10	San Diego State*	W	84-79
J14	at Air Force*	W	71-68
J16	UTEP*	L	63-65
J22	at UTEP*	L	70-74
J24	at New Mexico*	L	54-75
J29	Utah*	W	59-58
J31	BYU*	L	49-51
F05	at San Diego State*	W	64-62
F07	at Hawaii*	L	58-73
F13	Air Force*	W	70-58
F14	at Wyoming*	L	78-81
F19	Hawaii*	W	69-62
F21	New Mexico*	L	61-62
F25	at Eastern Illinois	L	46-52



M03	vs New Mexico^	L	77-92
*Western Athletic Conference			
^WAC Tournament			

1987-88 (22-13, 8-8 WAC)

Coach: Boyd Grant			
N28	Northern Colorado	W	61-49
D01	Denver	W	85-61
D03	at Baylor	L	44-53
D05	Minnesota	W	80-61
D08	Southern Colorado	W	79-59
D12	North Texas	W	65-56
D19	at Toledo	W	57-50
D28	at Pepperdine	L	62-66
D29	at Army	W	61-36
J04	at USC	W	46-41
J09	Wisconsin-Green Bay	W	55-47
J11	at Colorado	L	44-60
J14	Utah*	L	40-42
J22	San Diego State*	W	78-54
J23	#17 Wyoming*	W	54-49
J28	at #18 UTEP*	L	51-53
F01	at New Mexico*	L	53-60
F05	at Air Force*	30T	67-71
F06	UTEP*	W	77-63
F11	at Utah*	L	46-62
F13	#8 BYU*	L	80-86
F18	New Mexico*	W	61-60
F20	at #19 Wyoming*	L	50-57
F23	at #11 BYU*	L	67-75
F26	Air Force*	W	73-50
F27	Hawaii*	W	79-67
M03	San Diego State*	W	76-59
M05	at Hawaii*	W	59-47
M10	vs Utah^	W	78-68
M11	vs #14 Wyoming^	L	58-60
M18	New Orleans&	W	63-54
M22	Houston&	W	71-61
M25	Arkansas State&	W	64-49
M29	vs Ohio State&	L	62-64
M30	vs Boston College@	W	58-57

*Western Athletic Conference
^WAC Tournament
&National Invitation Tournament
@NIT Third-Place Game

1988-89 (23-10, 12-4 WAC)

Coach: Boyd Grant			
Western Athletic Conference Champions			
N26	Northern Colorado	W	70-50
N30	Colorado	W	73-72
D02	at Pacific	W	74-66
D03	at Stanford	L	49-63
D06	at North Texas	L	50-52
D10	Idaho State	W	71-50
D17	Oral Roberts	W	102-89
D20	at Baylor	W	62-53
D27	at Wisconsin-Green Bay	L	43-58
D29	Texas Tech	L	61-71
D30	at Montana	OT	68-66
J05	at San Diego State*	L	57-62
J07	at Hawaii*	W	62-55
J12	New Mexico*	W	64-62
J16	at Air Force*	W	69-59
J19	Utah*	W	63-49
J21	BYU*	L	69-84
J24	at UTEP*	L	53-69
J26	at New Mexico*	OT	62-65
F02	San Diego State*	W	67-47
F04	Wyoming*	W	58-48

F11	at Oral Roberts	W	76-70
F17	Hawaii*	W	57-56
F20	Air Force*	W	58-53
F23	UTEP*	W	81-68
F25	at Wyoming*	W	62-59
M02	at Utah*	W	75-64
M04	at BYU*	W	89-72
M09	vs Utah^	W	52-50
M10	vs Hawaii^	W	50-46
M11	vs UTEP^	L	60-73
M17	vs Florida%	W	68-48
M19	vs #5 Syracuse\$	L	50-65

*Western Athletic Conference
^WAC Tournament
%NCAA Tournament First Round
\$NCAA Tournament Second Round

1989-90 (21-9, 11-5 WAC)

Coach: Boyd Grant			
Western Athletic Conference Co-Champions			
N25	Texas-Pan Am	W	77-53
N28	Northern Colorado	W	88-51
D01	at Eastern Kentucky	W	75-66
D02	at Marshall	L	58-65
D07	Northwestern State	W	94-61
D09	at Idaho State	W	62-47
D16	at Montana	L	47-50
D18	Cal State Fullerton	W	84-55
D20	Baylor	W	74-55
D23	North Texas	W	93-70
D29	at #24 North Carolina	W	78-67
D30	at Massachusetts	W	77-51
J04	at UTEP*	W	62-50
J06	at New Mexico*	L	61-63
J13	Hawaii*	W	66-64
J15	at Wyoming*	W	65-57
J20	Utah*	W	57-51
J22	Air Force*	W	60-47
J27	at BYU*	L	52-67
J29	at Utah*	L	37-44
F01	at Air Force*	W	84-74
F03	Wyoming*	L	67-71
F08	New Mexico*	W	75-71
F10	UTEP*	W	86-68
F15	at Hawaii*	L	60-72
F18	at San Diego State*	W	64-57
M01	BYU*	W	59-57
M03	San Diego State*	W	62-45
M08	vs Air Force^	L	51-58
M16	vs Alabama%	L	54-71

*Western Athletic Conference
^WAC Tournament
%NCAA Tournament First Round

1990-91 (15-14, 6-10 WAC)

Coach: Boyd Grant			
N24	Cal State-Northridge	W	104-79
N26	Marshall	W	79-49
N30	at Cleveland State	W	91-88
D01	at Jacksonville	W	59-56
D08	USC	L	67-74
D15	at Texas-Pan Am	W	53-41
D17	at Northwestern State	W	60-44
D19	at Texas Tech	W	60-56
D22	Ohio University	L	51-62
D29	at Cal State Fullerton	L	60-62
J03	at New Mexico*	L	46-52
J05	at UTEP*	L	53-63
J08	Wyoming	L	63-75
J12	San Diego State	W	61-51

J17	BYU	L	55-72
J21	Eastern Kentucky	W	72-68
J24	at Utah	L	51-55
J28	Oklahoma City	W	98-76
J31	at BYU	L	52-69
F02	Air Force	L	49-54
F07	New Mexico	W	66-61
F09	#20 UTEP	W	51-48
F14	at San Diego State	W	67-50
F16	at Hawaii	L	46-54
F21	Utah	L	56-67
F23	Hawaii	W	71-62
F26	at Wyoming	W	71-68
M02	at Air Force	L	46-56
M11	vs BYU^	L	56-69

*Western Athletic Conference
^WAC Tournament

1991-92 (14-17, 8-8 WAC)

Coach: Stew Morrill			
N20	at Boise State	W	80-67
N22	at #23 Georgia Tech	L	67-84
N30	Northern Colorado	W	85-48
D02	at Creighton	L	56-62
D04	Metro State	W	72-63
D07	Texas Tech	L	56-62
D14	at Eastern Kentucky	L	66-80
D17	at Ohio	L	54-70
D20	Fort Lewis	W	113-80
D28	Colorado	L	57-75
D30	Idaho State	W	81-77
J02	at Drake	L	40-58
J06	Texas-Pan Am	W	71-56
J09	at Air Force*	W	66-64
J11	at BYU*	L	51-72
J15	at Colorado	L	59-76
J18	at Utah*	W	67-48
J25	BYU*	OT	74-79
J28	Wyoming*	W	68-67
J30	San Diego State*	W	76-63
F06	at #25 UTEP*	L	50-78
F08	at New Mexico*	L	47-61
F13	Hawaii*	W	69-59
F15	Utah*	W	81-72
F20	at Hawaii*	L	65-79
F22	at San Diego State*	W	74-66
F27	New Mexico*	L	56-60
F29	UTEP*	L	68-86
M05	Air Force*	W	72-54
M07	at Wyoming*	L	65-83
M12	vs UTEP^	L	65-66

*Western Athletic Conference
^WAC Tournament

1992-93 (17-12, 9-9 WAC)

Coach: Stew Morrill			
N19	Simon Fraser	W	96-79
D01	at Colorado	L	63-72
D03	Eastern Montana	W	87-75
D07	Creighton	W	77-59
D10	Drake	W	96-86
D12	at Texas Tech	L	62-72
D19	at Idaho State	W	68-62
D22	East Carolina	W	78-66
D28	Fort Lewis	W	119-79
D30	Rice	W	79-75
J02	at Air Force*	L	58-69
J04	at Fresno State*	L	55-62
J07	Hawaii*	W	82-66
J09	San Diego State*	W	82-67



YEAR-BY-YEAR RESULTS

J16	Wyoming*	W	92-77
J21	at New Mexico*	OT W	67-65
J23	at UTEP*	L	61-63
J28	BYU*	L	63-70
J30	#17 Utah*	W	78-69
F04	at BYU*	L	57-81
F06	at #21 Utah*	L	71-84
F11	New Mexico*	W	67-50
F13	UTEP*	W	82-77
F20	at Wyoming*	L	66-77
F25	at Hawaii*	L	72-86
F27	at San Diego State*	W	79-78
M04	Air Force*	W	72-55
M06	Fresno State*	L	78-83
M11	vs UTEP^	L	65-70

*Western Athletic Conference

^WAC Tournament

J26	at Air Force*	W	77-70
J28	at Fresno State*	L	52-71
F02	Air Force*	W	79-65
F04	Fresno State*	W	78-60
F09	at BYU*	L	68-76
F11	at Utah*	L	57-92
F16	New Mexico*	L	74-91
F18	UTEP*	W	83-74
F25	at Wyoming*	L	73-80
M02	at Hawaii*	L	62-78
M04	at San Diego State*	L	58-75
M08	vs Air Force^	W	84-75
M09	vs BYU^	W	75-73
M10	vs Hawaii^	L	64-66

*Western Athletic Conference

^WAC Tournament

J18	at San Diego State*	OT W	93-90
J23	Fresno State*	W	80-79
J25	San Jose State*	W	80-76
J30	at UNLV*	W	76-68
F01	at Air Force*	W	71-61
F06	at Wyoming*	OT L	65-67
F08	#5 Utah*	L	67-82
F13	San Diego State*	W	87-74
F15	Hawaii*	L	79-83
F20	at San Jose State*	W	66-64
F22	at Fresno State*	L	72-84
F27	Air Force*	W	68-62
M01	UNLV*	W	59-58
M04	vs SMU^	L	89-93

*Western Athletic Conference game

^WAC Tournament

1993-94 (15-13, 8-10 WAC)

Coach: Stew Morrill

N27	West Texas A&M	W	102-62
D03	Utah State	W	78-65
D06	Colorado	W	97-85
D09	at #2 North Carolina	L	66-89
D11	at Toledo	W	75-58
D18	at Rice	L	63-64
D21	SE Missouri State	W	104-72
D23	Cal State Fullerton	W	87-70
D30	Fort Lewis	W	106-65
J03	Fresno State*	L	73-79
J05	Air Force*	W	85-58
J08	at San Diego State*	W	74-60
J10	at Hawaii*	L	66-70
J15	at Wyoming*	L	58-73
J20	New Mexico*	W	72-70
J20	UTEP*	W	74-64
J27	at Utah*	W	71-70
J29	at BYU*	L	66-79
F03	Utah*	W	74-69
F05	BYU*	OT L	70-72
F10	at UTEP*	L	78-81
F12	at New Mexico*	L	59-82
F19	Wyoming*	L	72-74
F24	San Diego State*	W	98-83
F26	Hawaii*	W	81-74
M03	at Fresno State*	L	77-84
M05	at Air Force*	L	66-70
M10	vs Hawaii^	L	61-65

*Western Athletic Conference

^WAC Tournament

1995-96 (18-12, 11-7 WAC)

Coach: Stew Morrill

N25	Montana Tech	W	89-55
N28	Arkansas State	W	91-67
D01	Northeastern State	W	78-60
D02	Weber State	L	58-66
D06	Colorado	W	91-71
D16	at Nevada	L	75-76
D20	at East Carolina	OT L	72-80
D22	at Western Michigan	W	78-77
D30	West Texas A&M	W	94-64
J02	at San Diego State*	L	67-87
J04	at Hawaii*	W	74-69
J10	at Wyoming*	W	68-63
J13	UTEP*	W	66-62
J15	New Mexico*	L	65-67
J18	at #15 Utah*	2OT L	82-86
J20	at BYU*	W	78-76
J25	Fresno State*	W	91-83
J27	Air Force*	W	94-71
F01	at Fresno State*	L	72-86
J27	at Air Force*	2OT W	91-89
F08	BYU*	W	81-76
F10	#7 Utah*	L	73-78
F17	at UTEP*	W	77-76
F19	at New Mexico*	L	66-78
F24	Wyoming*	W	80-66
F29	San Diego State*	W	87-74
M02	Hawaii*	L	65-75
M07	vs BYU^	W	100-84
M08	vs #10 Utah^	L	69-71
M14	Nebraska&	L	83-91

*Western Athletic Conference game

^WAC Tournament

&National Invitation Tournament

1997-98 (20-9, 8-6 WAC)

Coach: Stew Morrill

N15	Simon Fraser	W	85-61
N20	Northern Colorado	W	108-47
N25	at Nebraska	L	57-64
N29	at Nevada	W	63-60
D02	Colorado	W	91-68
D05	Troy State	W	71-47
D06	Eastern Washington	W	74-65
D10	at Texas A&M	OT W	86-82
D13	Cleveland State	W	69-62
D22	at San Jose State	W	58-41
D30	at McNeese State	W	71-55
J03	Utah State	W	68-59
J10	UTEP*	W	80-67
J12	#12 New Mexico*	L	64-78
J15	at #4 Utah*	L	51-65
J17	at BYU*	W	55-44
J21	San Jose State*	W	81-52
J24	at Wyoming*	W	53-46
J29	UNLV*	W	60-57
J31	Air Force*	W	79-59
F05	at UTEP*	W	64-58
F07	at #12 New Mexico*	L	62-77
F12	BYU*	W	83-74
F14	#5 Utah*	L	48-60
F21	Wyoming*	OT L	64-69
F26	at Air Force*	W	64-54
F28	at UNLV*	L	66-78
M03	vs SMU^	L	71-76
M11	at Minnesota&	L	65-77

*Western Athletic Conference game

^WAC Tournament

&National Invitation Tournament

1994-95 (17-14, 7-11 WAC)

Coach: Stew Morrill

N26	Simon Fraser	2OT W	94-90
N29	at Colorado	L	57-78
D03	American	W	75-67
D04	Boise State	W	89-75
D05	Metro State	W	88-84
D10	Toledo	L	64-79
D17	Mesa State	W	71-50
D20	at SE Missouri State	W	90-70
D22	at Arkansas State	W	86-64
D29	Western Michigan	W	79-75
J02	Hawaii*	W	96-74
J04	San Diego State*	W	80-64
J07	Wyoming*	L	69-70
J12	at New Mexico*	L	68-71
J14	at UTEP*	L	72-85
J19	BYU*	W	80-72
J21	Utah*	L	79-91

1996-97 (20-9, 10-6 WAC)

Coach: Stew Morrill

N15	Simon Fraser	W	83-55
N22	Adams State	W	81-61
N26	Texas A&M	L	58-59
N30	Bucknell	W	83-70
D03	Nevada	W	86-64
D06	Sacramento State	W	89-44
D07	Gonzaga	W	72-61
D12	at Colorado	L	69-76
D14	at Utah State	W	62-59
D21	Chicago State	W	89-66
D28	Denver	W	79-57
D30	at Cleveland State	W	71-67
J04	at #7 Utah*	L	63-84
J11	Wyoming*	W	78-71
J16	at Hawaii*	L	65-85

1998-99 (19-11, 7-7 WAC)

Coach: Ritchie McKay

N14	McNeese State	W	78-60
N17	at Colorado	L	67-75
N21	Montana Tech	W	69-55
N25	at Texas-Pan Arm	W	73-62
N28	Eastern Michigan	OT W	78-73
D01	at Oregon State	W	64-50
D05	at Utah State	W	64-61
D09	at South Alabama	L	40-43
D12	Nebraska	W	75-49
D20	Denver	W	94-78
D30	South Alabama	W	79-43
J02	Nevada	W	66-49
J07	at Tulsa*	L	62-74
J09	at Rice*	L	60-63
J14	SMU*	W	73-62
J16	#20 TCU*	OT L	89-92



J23	Wyoming*	W	91-83
J28	at Air Force*	W	93-76
J30	at UNLV*	L	77-80
F04	Rice*	W	64-55
F06	Tulsa*	W	71-64
F11	at SMU*	L	68-72
F13	at TCU*	L	79-84
F20	at Wyoming*	W	80-75
F25	UNLV*	L	61-64
F27	Air Force*	W	77-66
M02	vs Fresno State^	L	59-80
M10	Mississippi State&	W	69-56
M16	Colorado&	W	86-76
M18	at California&	L	62-71

*Western Athletic Conference game
^WAC Tournament
&National Invitation Tournament

1999-2000 (18-12, 8-6 MW)

Coach: Ritchie McKay

N20	Seattle University	W	74-31
N27	vs St. Bonaventure#	L	54-64
N28	at Pepperrine#	L	57-67
D01	at Arizona State	L	57-72
D04	Oregon State	W	83-78
D08	Colorado	W	79-57
D18	at Denver	W	85-51
D21	vs Florida A&M# ²	W	90-46
D22	vs #18 UCLA# ²	W	55-54
D23	vs San Jose State# ²	W	61-57
D27	at Sacramento State	W	69-53
D30	Washington State	W	74-61
J01	at Michigan	L	80-87
J06	Texas-Pan Am	W	89-70
J10	New Mexico*	L	70-71
J15	at Wyoming*	W	77-71
J22	at BYU*	L	68-47
J25	at #19 Utah*	L	70-76
J27	San Diego State*	W	75-67
J29	UNLV*	L	75-78
F03	Air Force*	W	71-52
F07	Creighton	L	67-78
F10	at UNLV*	L	63-74
F12	at San Diego State*	W	74-46
F20	at Air Force*	W	66-64
F24	BYU*	W	68-54
F26	#25 Utah*	W	60-49
M02	at New Mexico*	L	68-76
M04	Wyoming*	W	79-78
M09	vs Wyoming^	L	68-74

*Mountain West Conference
^MW Tournament
#Sparklett's Invitational, Malibu, Calif.
#² Pearl Harbor Invitational, Honolulu, Hawaii

2000-01 (15-13, 6-8 MW)

Coach: Dale Layer

N18	Southern Oregon	W	101-58
N18	at Washington State	W	78-64
N28	Sacramento State	W	73-46
N30	vs Yale#	W	83-47
D01	vs Central Connecticut#	W	86-76
D06	at Creighton	L	51-74
D18	Denver	W	80-53
N18	Austin Peay State	L	72-74
D23	at Colorado	L	86-109
D28	vs Valparaiso# ²	L	47-61
D29	vs Northeastern# ²	W	63-52
J02	Alabama-Huntsville	W	80-47
J06	Texas-Pan American	W	71-62

J13	Wyoming*	OT	L	69-70
J20	BYU*	W	60-55	
J22	Utah*	W	73-65	
J27	at New Mexico*	OT	L	71-72
J29	at Air Force*	L	45-46	
F03	UNLV*	W	80-55	
F03	San Diego State*	W	77-56	
F10	at Wyoming*	L	70-72	
F17	at BYU*	L	51-68	
F19	at Utah*	L	45-67	
F24	New Mexico*	L	51-54	
F26	Air Force*	W	63-55	
M01	at UNLV*	W	68-62	
M03	at San Diego State*	L	73-78	
M07	vs New Mexico^	L	65-76	

*Mountain West Conference
^MW Tournament
#Phoenix Classic, Hartford, Conn.
#²Hoosier Classic, Indianapolis, Ind.

2001-02 (12-18, 3-11 MW)

Coach: Dale Layer

N17	Montana Tech	W	80-50	
N20	at Washington State	W	79-75	
N23	vs South Carolina State#	W	66-48	
N24	vs Hawaii#	W	61-59	
N25	vs Weber State#	L	69-72	
N29	at Gardner Webb	L	54-56	
D01	at South Carolina	L	58-66	
D05	Colorado	L	70-75	
D08	Arkansas-Little Rock	L	79-88	
D15	at Denver	W	74-61	
D18	Southern Illinois	W	80-62	
D20	IPFW	W	92-71	
J02	at Baylor	L	53-68	
J05	Morris Brown	W	83-46	
J12	at Wyoming*	L	72-95	
J19	at San Diego State*	L	69-81	
J21	at UNLV*	L	68-75	
J26	Air Force*	W	60-57	
J28	New Mexico*	L	64-70	
F02	at Utah*	L	62-67	
F04	at BYU*	L	52-57	
F09	Wyoming*	OT	L	69-72
F11	Michigan	OT	W	70-66
F16	San Diego State*	L	63-75	
F18	UNLV*	OT	L	91-96
F23	at New Mexico*	L	60-72	
F25	at Air Force*	W	59-51	
F28	Utah*	L	62-72	
M02	BYU*	OT	W	79-75
F07	vs Utah^	L	66-69	

*Mountain West Conference
^MW Tournament
#Big Island Invitational, Hilo, Hawaii

2002-03 (19-14, 5-7 MW)

Coach: Dale Layer

Mountain West Tournament Champions

N16	IPFW#	W	80-62
N18	Florida Atlantic#	W	81-56
N19	Cleveland State#	W	77-63
N25	Texas A&M-Kingsville	W	91-66
N27	at Southern Illinois	L	71-83
N30	at Arkansas-Little Rock	L	75-84
D03	West Alabama	W	82-50
D07	Gardner-Webb	W	90-63
D11	Denver University	W	96-80
D14	Washington State	W	90-79
D22	South Carolina	W	81-67

D27	Prairie View A&M	W	85-73
D30	at Purdue	L	56-84
J03	South Florida	W	82-70
J07	at Colorado	L	72-93
J13	New Mexico*	W	74-58
J18	Air Force*	W	51-49
J25	Wyoming*	L	77-79
F01	at San Diego State*	W	72-69
F03	at UNLV*	L	57-90
F08	Utah*	L	66-71
F10	BYU*	L	68-77
F15	at Air Force*	L	75-80
F17	at New Mexico*	L	72-82
F22	at Wyoming*	L	60-62
M01	UNLV*	L	67-73
M03	San Diego State*	W	102-89
M06	at Utah*	W	66-65
M08	at BYU*	L	55-67
M13	vs Wyoming^	W	74-71
M14	vs BYU^	W	86-80
M15	at UNLV^	W	62-61
M20	vs #12 Duke%	L	57-67

*Mountain West Conference
^MW Tournament
#Dell BCA Invitational, Fort Collins, Colo.
%NCAA Tournament First Round

2003-04 (13-16, 4-10 MW)

Coach: Dale Layer

N22	BYU-Hawaii	W	84-53	
N26	at #24 Oklahoma State	L	49-82	
N29	at Drake	W	76-69	
D01	at Auburn	L	54-84	
D04	Texas Southern	W	91-66	
D06	Gardner Webb	W	89-59	
D10	Colorado	L	78-84	
D13	at Denver	L	67-84	
D20	at Stetson	W	79-70	
D22	at South Florida	W	66-65	
D30	#22 Purdue	W	71-69	
J03	vs Pepperrine	W	91-65	
J05	at Montana State	L	75-82	
J12	Air Force*	L	57-65	
J07	at BYU*	L	53-82	
J19	at Utah*	L	49-67	
J24	San Diego State* ² OT	W	92-82	
J26	UNLV*	OT	W	89-83
J31	Wyoming*	OT	W	75-74
F07	at New Mexico*	L	51-63	
F09	at Air Force*	L	44-52	
F14	Utah*	L	70-80	
F16	BYU*	L	73-79	
F21	at UNLV*	L	79-94	
F23	at San Diego State*	W	64-72	
F28	at Wyoming*	L	61-67	
M06	New Mexico*	W	76-66	
M11	vs #25 Air Force^	W	60-48	
M12	vs UNLV^	L	73-80	

*Mountain West Conference
^MW Tournament

2004-05 (11-17, 3-11 MW)

Coach: Dale Layer

N20	Regis	W	78-49	
N22	Northern Colorado	W	76-68	
N24	Nebraska-Omaha	W	88-64	
N27	at IUPUI	L	67-77	
N30	at Auburn	OT	L	76-79
D04	Drake	W	72-62	
D07	Montana State	W	78-53	



YEAR-BY-YEAR RESULTS

D11	at Purdue	L	68-69
D18	at Colorado	L	83-89
D21	Texas State	W	83-65
D28	Stetson	W	93-57
D30	Denver	W	81-69
J03	at Pepperdine	L	63-78
J08	at Air Force*	L	53-58
J15	BYU*	W	74-67
J17	Utah*	L	52-75
J22	at UNLV*	L	77-86
J24	at San Diego State*	L	77-84
J29	at Wyoming*	L	56-69
F05	New Mexico*	L	47-55
F07	Air Force*	L	47-59
F12	at #15 Utah*	L	50-64
F14	at BYU*	L	49-50
F19	San Diego State*	OT W	93-88
F21	UNLV*	L	79-81
F26	Wyoming*	OT W	96-94
M05	at New Mexico*	L	61-72
M10	#15 Utah^	L	49-62

*Mountain West Conference

^MW Tournament

2005-06 (16-15, 4-10 MW)

Coach: Dale Layer

N18	at Northern Colorado	W	70-57
N21	Colorado	W	83-82
N23	North Dakota State	W	79-62
N26	at Denver	W	64-58
N28	Auburn	W	77-67
D03	IUPUI	W	77-65
D07	at Kansas State	L	67-71
D10	Pepperdine	W	71-56
D20	vs Western Michigan !	W	87-69
D22	at Hawai'i !	W	67-61
D23	vs Iowa State !	L	80-87
D28	UC-Coronado Springs	W	106-80
D30	Arkansas Tech	W	83-56
J04	at San Diego State*	L	75-83
J07	at New Mexico*	L	75-83
J14	Utah*	W	84-78
J18	at UNLV*	L	57-68
J21	at TCU*	L	72-85
J25	Wyoming*	L	67-72
J28	BYU*	L	84-86
F01	at Air Force*	L	56-71
F04	San Diego State*	L	81-85
F08	New Mexico*	L	78-80
F15	at Utah*	OT W	69-61
F18	UNLV*	L	72-80
F22	TCU*	W	89-74
F25	at Wyoming*	W	80-78
M01	at BYU*	L	69-77
M04	Air Force*	L	59-63
M07	vs TCU*	W	64-60
M09	vs San Diego State*	L	52-64

! Rainbow Classic - Honolulu, Hawai'i

*Mountain West Conference

^MW Tournament

2006-07 (17-13, 6-10 MW)

Coach: Dale Layer

N10	CSU-Pueblo	W	76-67
N14	vs Baylor #	OT L	82-87
N15	vs Rice #	L	61-70
N18	Montana State	W	74-56
N20	Boise State	W	67-50
N29	at Denver	W	81-73
D02	Kansas State	W	84-83

D06	Northern Colorado	W	75-66
D09	at Colorado	W	72-69
D18	North Dakota State	W	82-80
D29	vs Alabama State !	W	61-56
D30	vs Chattanooga !	W	76-65
J03	#20 Air Force*	L	75-81
J06	at New Mexico*	W	88-79
J09	Utah*	W	73-57
J13	at San Diego State*	L	76-81
J17	at TCU*	W	66-54
J20	BYU*	W	90-78
J24	at Wyoming*	L	70-75
J30	UNLV*	L	59-76
F03	New Mexico*	L	66-70
F07	at Utah*	L	77-82
F10	San Diego State*	L	66-81
F13	TCU*	W	82-66
F17	at #17 Air Force*	L	58-67
F21	at #21 BYU*	L	67-76
F24	Wyoming*	W	86-68
M03	at UNLV*	L	47-65
M08	vs San Diego State^	W	69-64
M09	vs #25 UNLV^	L	72-88

NIT Season Tip-Off - Spokane, Wash.

! Dr. Pepper Classic - Chattanooga, Tenn.

*Mountain West Conference

^MW Tournament

2007-08 (7-25, 0-16 MW)

Coach: Tim Miles

N09	at Montana	L	39-75
N15	vs Oregon State !	W	69-56
N17	vs Tennessee State !	W	87-68
N18	vs Portland State !	W	64-63
N24	at #20 Standford	L	53-73
N28	Arkansas-Pine Bluff	W	73-48
D01	at Northern Colorado	L	59-72
D05	Denver	W	44-40
D08	at Minnesota	L	74-91
D15	at North Dakota State	L	69-83
D19	at Nevada	L	66-74
D22	Colorado	L	70-73
D29	Western State	W	87-47
J05	UNLV*	L	62-65
J08	Okl. Panhandle St.OT	L	91-97
J12	at BYU*	L	73-92
J19	TCU*	L	58-70
J22	at Air Force*	L	59-75
J26	at Wyoming*	L	58-73
J29	San Diego State*	L	82-83
F02	Utah*	L	52-67
F05	at New Mexico*	L	51-91
F09	UNLV*	L	51-68
F13	BYU*	L	65-79
F20	at TCU*	L	64-66
F23	Air Force*	L	59-61
F27	Wyoming*	L	67-77
M01	at San Diego State*	L	62-86
M04	at Utah*	L	61-82
M08	New Mexico*	L	52-71
M12	vs Wyoming^	W	68-63
M13	vs #24 BYU^	L	62-89

! BP Top of the World Classic - Fairbanks, Alaska

*Mountain West Conference

^MW Tournament

2008-09 (9-22, 4-12 MW)

Coach: Tim Miles

N14	Montana	W	85-55
N18	Northern Colorado	W	85-74

N22	Minnesota	L	71-72
N24	Saint Martin's	L	76-83
N26	New Orleans	W	78-60
N29	at San Francisco	L	63-65
D02	Nevada	L	76-82
D06	at Boise State	L	76-85
D10	at Colorado	L	56-75
D14	Stanford	L	63-74
D20	at Denver	L	55-66
D27	at Hawai'i !	W	74-58
D29	vs Vermont !	L	82-76
D30	vs Buffalo !	L	53-67
J03	at TCU*	L	67-81
J10	BYU*	L	60-86
J14	UNLV*	W	71-69
J17	at Utah*	L	66-82
J20	Air Force*	W	67-56
J24	at Wyoming*	L	74-83
J28	at New Mexico*	L	50-68
J31	San Diego State*	L	59-78
F07	TCU*	W	71-65
F11	at BYU*	L	60-94
F14	at UNLV*	L	70-89
F18	Utah*	OT L	79-89
F21	at Air Force*	W	71-66
F25	Wyoming*	L	79-82
F28	New Mexico*	20T L	79-82
M04	at San Diego State*	L	59-68
M11	vs Air Force^	L	67-71

! Outrigger Hotels Rainbow Classic - Honolulu, Hawai'i

*Mountain West Conference

^MW Tournament

2009-10 (16-16, 7-9 MW)

Coach: Tim Miles

N13	vs UC Davis \$	W	91-73
N14	vs Oregon-Salem State \$W	W	57-40
N15	at Winston \$	L	55-68
N20	at Indiana State !	L	60-65
N24	Mayville State	W	79-42
N29	San Francisco	20T W	91-75
D01	at Northern Colorado	L	63-70
D05	Denver	W	64-59
D10	Colorado	W	77-62
D12	Montana	W	62-61
D20	Northern Arizona	W	64-56
D22	at UCLA	L	63-75
D28	at Fresno State	L	50-73
D31	Yale	W	93-71
J06	at Wyoming*	W	83-73
J09	Air Force*	W	70-48
J16	at #18 BYU*	L	47-91
J20	UNLV*	L	72-80
J23	at New Mexico*	L	64-82
J27	TCU*	W	63-57
J30	San Diego State*	L	52-64
F03	at Utah*	W	65-50
F06	Wyoming*	W	80-64
F09	at Air Force*	W	51-47
F17	#16 BYU*	L	70-92
F20	at UNLV*	L	39-70
F23	#10 New Mexico*	L	66-72
F27	at TCU*	L	67-73
M03	at San Diego State*	L	55-68
M06	Utah*	W	76-67
M11	vs San Diego State^	L	71-72
M17	at Morehead State +	L	60-74

\$ BTI Tipoff Tournament - Eugene, Ore.

! MW/MVC Challenge Game



*Mountain West Conference

^MW Tournament

+ College Basketball Invitational

• First Round - Morehead, Ky.

2010-11 (19-13, 9-7 MW)

Coach: Tim Miles

N13	Arkansas-Pine Bluff	W	82-51
N18	at Denver	W	77-66
N27	Sam Houston State	L	81-92
D01	Drake !	W	78-67
D04	Fresno State	W	87-74
D08	at Colorado	OT L	83-90
D11	vs #4 Kansas &	L	55-76
D20	Northern Colorado	W	75-61
D22	vs Appalachian State \$	W	82-79
D23	vs Ole Miss \$	W	68-61
D24	vs Southern Miss \$	W	63-58
D28	at San Francisco %	W	69-61
D30	vs Dominican (CA) %	W	94-50
J01	vs Hampton %	L	75-77
J04	Wyoming*	W	73-60
J12	at New Mexico*	L	61-68
J15	TCU*	W	79-69
J19	at UNLV*	W	78-63
J22	#9 BYU*	L	85-94
J26	Air Force*	W	69-66
J29	at Utah*	W	74-68
F02	#7 San Diego State*	L	54-56
F05	at Wyoming*	W	59-56
F12	New Mexico*	W	68-62
F16	at TCU*	W	69-55
F19	UNLV*	L	61-68
F23	at #7 BYU*	L	76-84
F26	at Air Force*	L	57-74
M02	Utah*	W	78-65
M05	at #9 San Diego State*	L	48-66
M10	vs New Mexico^	L	61-67
M15	Fairfield+	L	60-62

! MW/MVC Challenge Game

& Sprint Center - Kansas City, Mo.

\$ Cancun Governor's Cup - Cancun, Mexico

% Hilltop Challenge - San Francisco, Calif.

* Mountain West Conference

^ Mountain West Conference Championships - Las Vegas, Nev.

+ National Invitation Tournament

• First Round - Fort Collins, Colo.

2011-12 (20-12, 8-6 MW)

Coach: Tim Miles

N11	Montana	W	64-58
N14	vs SMU !	W	75-56
N15	at Stanford !	L	64-52
N19	Southern Miss	L	58-79
N21	UTSA !	W	85-75
N22	Manhattan !	OT W	91-86
N30	Colorado	W	65-64
D3	at Northern Iowa #	L	77-83
D7	at #7 Duke	L	64-87
D19	Texas Southern	W	85-61
D22	at Northern Colorado	W	92-78
D28	at UTEP \$	W	56-53
D29	vs Jacksonville State \$	W	79-56
J7	Nebraska Omaha	W	87-63
J11	Denver	W	79-75
J14	TCU *	2OT W	95-89
J17	Boise State *	W	66-55
J21	at Wyoming *	L	51-70
J25	at New Mexico *	L	52-85

J28	#13 San Diego State *	W	77-60
F1	at #11 UNLV *	L	63-82
F4	Air Force *	W	67-49
F11	at TCU *	L	71-75
F15	at Boise State *	L	69-70
F18	Wyoming *	W	54-46
F21	#18 New Mexico *	W	71-63
F25	at #24 San Diego State *	L	66-74
F29	#17 UNLV *	W	66-59
M3	at Air Force *	W	75-65
M8	vs TCU ^	W	81-60
M9	vs #18 San Diego State ^	L	69-79
M15	vs #12 Murray State %	L	41-58

! Dick's Sporting Goods NIT Season Tip-Off

• First/Second Rounds - Palo Alto, Calif.

• Consolation Rounds - Fort Collins, Colo.

MW/MVC Challenge - Cedar Falls, Iowa

\$ Don Haskins Sun Bowl Invitational - El Paso, Texas

* Mountain West Conference

^ MW Tournament

% NCAA Men's Basketball Championship

• Second/Third Rounds - Louisville, Ky.

2012-13 (26-9, 11-5 MW)

Coach: Larry Eustachy

N11	Montana	W	72-65
N14	Chadron State	W	93-50
N21	at Denver	W	60-53
N24	at Washington	W	73-55
N26	Northern Colorado	W	85-69
D1	Evansville #	W	79-72
D5	at Colorado	L	61-70
D8	at UIC	L	55-64
D17	North Florida !	W	83-55
D19	CSU Bakersfield !	W	78-58
D22	vs Portland !	W	70-53
D23	vs Virginia Tech !	W	88-52
D29	Adams State	W	80-55
J2	UTEP	W	62-58
J5	St. Bonaventure	W	85-64
J12	at #16 San Diego St. *	OT L	72-79
J16	Air Force *	W	79-40
J19	UNLV *	W	66-61
J23	at #15 New Mexico *	L	61-66
J26	at Fresno State *	W	74-63
J30	Boise State *	W	77-57
F2	Wyoming *	W	65-46
F6	at Nevada *	W	73-69
F13	San Diego State *	W	66-60
F16	at Air Force *	W	89-86
F20	at UNLV *	L	59-61
F23	#16 New Mexico *	L	82-91
F27	Fresno State *	W	74-67
M2	at Boise State *	L	65-78
M6	at Wyoming *	W	78-56
M9	Nevada *	W	77-66
M13	vs Fresno State ^	W	67-61
M15	vs UNLV ^	L	65-75
M21	vs Missouri %	W	84-72
M23	vs #2 Louisville %	L	56-82

* Mountain West Conference

MW/MVC Challenge - Fort Collins, Colo.

! Continental Tire Las Vegas Classic

• First/Second Rounds - Fort Collins, Colo.

• Third/Fourth Rounds - Las Vegas, Nev.

^ MW Tournament

% NCAA Men's Basketball Championship

• Second/Third Rounds - Lexington, Ky.

2013-14 (16-16, 7-11 MW)

Coach: Larry Eustachy

N8	UCCS	W	99-70
N11	at #15 Gonzaga	L	61-93
N16	Weber State	W	88-67
N19	at UTEP	L	74-82
N22	Northern Colorado #	W	72-65
N25	Prairie View A&M #	W	95-68
N27	Bethune-Cookman #	W	66-52
N30	New Mexico State #	W	85-83
D3	Colorado	L	62-67
D8	SW Okla. State	W	109-55
D11	Denver	L	70-80
D23	UIC	W	74-61
D28	Lamar	W	86-71
J1	#21 San Diego State *	L	61-71
J4	at New Mexico *	L	73-80
J8	at San José State *	W	66-64
J11	Fresno State *	W	76-57
J15	at Utah State	L	50-57
J18	Air Force *	W	74-68
J25	New Mexico *	L	66-68
J29	at Nevada *	L	67-76
F1	at #5 San Diego State *	L	56-65
F5	UNLV *	W	75-57
F8	at Air Force *	W	68-56
F11	Utah State *	L	62-71
F15	at Fresno State *	L	66-75
F18	Boise State *	L	72-84
F22	Wyoming *	W	82-67
F26	at UNLV *	L	70-78
M5	San José State *	W	78-66
M8	at Wyoming *	L	75-83
M12	vs. Utah State ^	L	69-73

* Mountain West Conference

Colorado State Challenge - Fort Collins, Colo.

^ MW Tournament



TOP-25 RANKING HISTORY

Rams When Ranked (AP)

1953-54			
CSU Rank	No. 18 (Jan. 12)		
J14 at Denver*	W	62-51	
J16 at New Mexico*	W	67-60	
CSU Rank			
No. 19 (Feb. 16)			
F16 Denver*	W	58-45	
F18 at Northern Colorado	W	68-56	
F20 at Regis	W	63-52	
CSU Rank			
No. 18 (Feb. 23)			
F26 at Utah*	W	70-66	
F27 at BYU*	W	71-69	
CSU Rank			
No. 19 (March 9)			
M12 vs Santa Clara%	L	50-73	
M13 vs Idaho State%	L	57-62	

2012-13

CSU Rank			
No. 24 (Feb. 11)			
F13 San Diego State*	W	66-60	
F16 at Air Force*	W	89-86	
CSU Rank			
No. 22 (Feb. 18)			
F20 at UNLV*	L	59-61	
F23 New Mexico*	L	82-94	

Rams vs. Ranked Opponents (AP)

1948-49			
F11 at #19 Wyoming*	L	43-56	
F12 at #19 Wyoming*	L	29-39	
F28 at #16 Utah*	L	46-72	

1950-51

D28 at #14 Wyoming	L	50-62	
J12 #10 Wyoming*	L	47-56	
J13 at #10 Wyoming*	L	58-75	
J26 at #20 Wyoming*	L	34-54	
J27 #20 Wyoming*	W	62-38	
F08 #14 BYU*	L	42-70	
F09 at #14 BYU*	L	40-65	
F23 #12 BYU*	L	45-50	
F24 #12 BYU*	L	51-60	

1951-52

J25 #17 Utah*	W	55-43	
M05 at #16 Wyoming*	L	57-89	

1953-54

J21 at #16 Seattle	L	76-80	
J22 at #16 Seattle	L	57-72	

1954-55

J22 #10 Utah*	L	69-70	
F26 at #8 Utah*	L	51-66	

1958-59

F05 at #16 Utah*	L	48-68	
M07 #16 Utah*	L	61-68	

1959-60

J16 at #12 Utah State*	L	65-73	
F05 #7 Utah*	L	76-86	
F19 #7 Utah State*	W	68-60	
M05 at #6 Utah*	L	83-87	

1960-61

D21 at #12 Kansas State	L	56-63	
-------------------------	---	-------	--

1961-62

D15 at #4 USC	L	52-67	
---------------	---	-------	--

1962-63

D26 vs #7 USC	W	72-54	
---------------	---	-------	--

1963-64

D27 at #9 Oregon State	L	51-53	
------------------------	---	-------	--

1965-66

F26 at #3 UTEP	L	55-72	
----------------	---	-------	--

1966-67

D22 at #1 UCLA	L	74-84	
----------------	---	-------	--

1971-72

J27 #7 BYU*	L	68-75	
F26 at #7 BYU*	L	85-105	

1972-73

J05 at #15 BYU*	W	93-86	
J27 #19 New Mexico*	W	76-67	
F22 at #15 New Mexico*	L	72-93	

1973-74

J05 #15 Arizona*	W	85-67	
J26 at #19 New Mexico*	L	49-54	

1974-75

J24 #10 Arizona State*	W	91-80	
J25 #13 Arizona*	L	82-85	
F28 at #19 Arizona*	L	97-107	
M01 at #9 Arizona State*	L	80-104	

1976-77

J29 #16 Arizona*	L	72-77	
------------------	---	-------	--

1977-78

F04 #10 New Mexico*	L	82-91	
M02 at #8 New Mexico*	L	88-111	

1979-80

N31 #11 Purdue	L	55-65	
D22 at #14 UCLA	L	63-86	
J19 at #18 BYU*	L	82-104	
F21 #14 BYU*	L	86-111	

1980-81

J23 at #18 BYU*	L	46-66	
J24 at #14 Utah*	L	56-86	
F26 #7 Utah*	L	50-73	
F28 #18 BYU*	L	69-80	

1981-82

D11 at #10 Indiana	L	41-82	
--------------------	---	-------	--

1983-84

N29 #18 Wichita State	L	54-64	
J19 #5 UTEP*	W	63-51	
F20 at #10 UTEP*	L	55-62	

1984-85

N30 #20 UNLV	L	78-88	
--------------	---	-------	--

1985-86

J23 at #19 UTEP*	L	57-65	
------------------	---	-------	--

1986-87

D20 at #7 Oklahoma	L	62-108	
--------------------	---	--------	--

1987-88

J23 #17 Wyoming*	W	54-49	
J28 at #18 UTEP*	L	51-53	
F13 #8 BYU*	L	80-86	
F20 at #19 Wyoming*	L	50-57	
F23 at #11 BYU*	L	67-75	
M11 vs #14 Wyoming^	L	58-60	

1988-89

M19 vs #5 Syracuse\$	L	50-65	
----------------------	---	-------	--

1989-90

D29 at #24 North Carolina	W	78-67	
---------------------------	---	-------	--

1990-91

F09 #20 UTEP	W	51-48	
--------------	---	-------	--

1991-92

N22 at #23 Georgia Tech	L	67-84	
F06 at #25 UTEP*	L	50-78	

1992-93

J30 #17 Utah*	W	78-69	
F06 at #21 Utah*	L	71-84	

1993-94

D09 at #2 North Carolina	L	66-89	
--------------------------	---	-------	--

1995-96

J18 at #15 Utah*	20TL	82-86	
F10 #7 Utah*	L	73-78	
M08 vs #10 Utah^	L	69-71	

1996-97

J04 at #7 Utah*	L	63-84	
F08 #5 Utah*	L	67-82	

1997-98

J12 #12 New Mexico*	L	64-78	
J15 at #4 Utah*	L	51-65	
F07 at #12 New Mexico*	L	62-77	
F14 #5 Utah*	L	48-60	

1998-99

J16 #20 TCU*	OTL	89-92	
--------------	-----	-------	--

1999-2000

D22 vs #18 UCLA	W	55-54	
J25 at #19 Utah*	L	70-76	
F26 #25 Utah*	W	60-49	

2002-03

M20 vs #12 Duke%	L	57-67	
------------------	---	-------	--

2003-04

N26 at #24 Oklahoma State	L	49-82	
D30 #22 Purdue	W	71-69	
M11 vs #25 Air Force^	W	60-48	

2004-05

F12 at #15 Utah*	L	50-64	
M10 #15 Utah^	L	49-62	

2006-07

J03 #20 Air Force*	L	75-81	
F17 at #17 Air Force*	L	58-67	
F21 at #21 BYU*	L	67-76	
M09 vs #25 UNLV^	L	72-88	

2007-08

N24 at #20 Stanford	L	53-73	
M13 vs #24 BYU^	L	62-89	

2009-10

J16 at #18 BYU*	L	47-91	
F17 #16 BYU*	L	70-92	
F23 #10 New Mexico*	L	66-72	

2010-11

D11 vs #4 Kansas&	L	55-76	
J22 #9 BYU*	L	85-94	
F02 #7 San Diego State*	L	54-56	
F23 at #7 BYU*	L	76-84	
M05 at #9 San Diego State*	L	48-66	

2011-12

D7 at #7 Duke	L	64-87	
J28 #13 San Diego State*	W	77-60	
F1 at #11 UNLV*	L	63-82	
F21 #18 New Mexico*	W	71-63	
F25 at #24 San Diego State*	L	66-74	
F29 #17 UNLV*	W	66-59	
M9 vs. #18 San Diego State^	L	69-79	
M15 vs. #12 Murray State%	L	41-58	

2012-13

J12 at #16 San Diego State*	OTL	72-79	
J23 at #15 New Mexico*	L	61-66	
F23 #16 New Mexico*	L	82-91	
M23 vs. #2 Louisville%	L	56-82	

2013-14

N11 at #15 Gonzaga	L	61-93	
J1 #21 San Diego State*	L	61-71	
F23 at #5 San Diego State*	L	56-65	

*Conference game
^Conference tournament game
%NCAA tournament game



Media Information





Paul Kirk, Assistant A.D./Director
Contact for: Football
Office phone: 970/491-4672
Cell phone: 970/988-3482
E-mail: paul.kirk@colostate.edu



Danny Mattie, Assistant Director
Contact for: Men's Basketball and
..... Men's Golf
Office phone: 970/491-5050
Cell phone: 970/217-3140
E-mail: d.mattie@colostate.edu



Danielle Marshall, Assistant Director
Contact for: Women's Basketball,
..... Soccer and Track & Field.
Office phone: 970/491-6494
Cell phone: 970/980-7353
E-mail: danielle.marshall@colostate.edu



Nic Hallisey, Assistant Director
Contact for: Volleyball, Softball and
..... Swimming & Diving
Office phone: 970/491-6127
Cell phone: 970/231-4789
E-mail: nic.hallisey@colostate.edu



Stuart Buchanan, Communications Asst.
Contact for: Football (secondary),
..... Tennis and Women's Golf
Cell phone: 970/988-6304
E-mail: stuart.buchanan@colostate.edu

Student Assistants

Mallory Baker	Nate Lake
Austin Bengford	Grant Larson
Kelsey Bibik	Eddie Leaf
Craig Buchanan	Dalton Linkus
Samantha Doty	Derek Marshall
Samuel Feldman	Eric O'Neill
Kyrie Hill	Karen Tejeda
Courtney Kreidler	Sam Ward

CSU Athletics Communications

- The CSU Athletics Communications office is available to assist you with coverage of the Rams men's basketball program. Assistant director of athletics communications, Danny Mattie, and student-assistants Derek Marshall, Grant Larson and Dalton Linkus and the rest of the communications staff will be happy to serve you during the 2014-15 season.
- The athletics communications office is located in the McGraw Athletic Center in Room 311 on the main campus of Colorado State University.
- For information regarding credentials, interviews, statistics, press conferences, etc., please contact Danny Mattie by phone at 970/491-5050 or by e-mail at d.mattie@colostate.edu.
- To assist you during the season, please take time to read the media information found on this page.

CSURAMS.com

- The official Web site for Colorado State Athletics is csurams.com, featuring the latest news, information, statistics and rosters for all of the Rams' 16 athletic programs.

Media Credentials

- Media credentials are distributed on a season or single-game basis. Requests should be made at least one week prior to an event.
- Credentials will be left prior to the game at media will call, located at the lower (ground level) southwest entrance of Moby Arena, adjacent to the Anderson Academic & Training Center and directly across the street (to the north) from the Ram Field softball complex.

Photographer Credentials

- Photo credentials are issued only to accredited photographers. Passes must be displayed at all times.
- Photographer's boxes are located at both ends of the playing court, on the south side of each basket standard, opposite the team benches. Still and video photographers are allowed to be positioned in either of these boxes only.
- Photography is not allowed from any of the courtside media or donor seating along either baseline or the south side of the playing court, the team bench area, or official scorer's table.
- No photography equipment (i.e., cameras, strobes) shall be attached to the backboard, goal standards or tables located courtside without specific, prior written permission.
- Still photographers may not utilize flash attachments at any courtside location.
- Tripods may not be placed on or beside the playing floor, or on any table.
- Upper-level still and video photographer positions are located above the south side seating areas and in the press box overhead on the north side. Photographers are unable to use the south side location for any game that is being televised. Individuals seeking to use the north side location must be granted permission by a member of the Athletics Communications staff.

Parking

- Access to the parking lot immediately west of the McGraw Center will require an "A" permit from 7:30 a.m. to 4 p.m. weekdays
- Annual permits can be purchased through the Office of Parking Management Web site: www.colostate.edu/depts/parking.



(media policies continued)

- Event parking permits will be made available to credentialed media for home games at Moby Arena. To acquire an event parking pass contact a member of the CSU Athletics Communications staff.

Video Highlights

- Contact Darren Morgan at 970/491-1069 regarding video highlights.

Game Notes

- Game notes are available approximately 48 hours prior to each game (except on days with back-to-back games) on the school's official Web site, CSURams.com. News releases also will be e-mailed to media outlets upon request.

Colorado State Media E-mail List

- To receive e-mail updates on the Rams, e-mail assistant director of Athletics Communication Danny Mattie at d.mattie@colostate.edu with a message stating that you would like to receive the news releases via e-mail.

Interview Guidelines

Interview Guidelines

- Interviews, either in person or via telephone, with members of Colorado State's men's basketball coaching staff and student-athletes must be coordinated through assistant media relations director Danny Mattie.
- Home and/or cell phone numbers will not be provided to the media, by the coaches, student-athletes, or the athletic department. Media are asked not to request an individual's personal contact information, including e-mail and cell number, but rather to contact Danny Mattie.
- Student-athletes and coaches are available for interviews at the conclusion of selected practice sessions. Student-athlete interviews will not conflict with classes, meetings, medical treatment or practice times.
- Interviews are not permitted in the locker room or training room.
- No pregame interviews will be granted on game days.
- Telephone interviews should be requested at least 24 hours in advance and coordinated through Danny Mattie. All interviews will be processed on an availability basis involving the requested interviewee.

Postgame Guidelines

- At the conclusion of every game, Colorado State coach Larry Eustachy will use the NCAA-suggested 10-minute cooling period to address members of the team.
- At the conclusion of the NCAA-suggested cooling period, Eustachy will address the media in the Adolf Coors Family Foundation Auditorium, Room 100, in the McGraw Athletic Center.
- Colorado State's locker room is closed to the media at all times. Specific players will be brought to the press conference upon request.
- The media relations office will do its best to accommodate all properly made requests.
- Other than network contractual obligations, no student-athlete or coach can appear on a live postgame television or radio interview without permission obtained prior to the game from Danny Mattie.



Directions to Moby Arena From the South (Denver)

Take Interstate 25 north into Fort Collins. Exit I-25 (exit 265) and head west on Harmony Road. Turn right onto College Avenue and then left onto Prospect Road. Proceed on Prospect and turn right onto Shields. Moby Arena will be ahead and to your right. Enter the parking lot at the corner of Shields and Elizabeth Streets.

From the North (Cheyenne)

Take Interstate 25 South into Fort Collins. Exit I-25 (exit 268) and head West on Prospect Road. Turn right onto Shields. Moby Arena will be ahead and to your right. Enter the parking lot at the corner of Shields and Elizabeth Streets.

Arena Access

Media members are asked to enter Moby Arena through the lower (ground level) southwest doors to Moby Arena, adjacent to the Anderson Academic & Training Center and directly across the street (to the north) from the Ram Field softball complex.

Broadcast Rights and Restrictions

Colorado State, its opponent and the respective conference designate the broadcast rights for all games. CSU follows the guidelines established by the NCAA Championship Events Committee. Radio and television stations and Internet sites that have not purchased rights shall not carry any broadcast report from the arena on a live basis or any live description, footage of any game action while it is still in progress. No pregame and, or postgame live coverage shall be permitted for two hours before and one-half hour after the sporting event without the express permission of the university. Per NCAA guidelines, stations are limited to three minutes of highlights per news show. Television stations also are prohibited from selling, loaning or giving away footage to any individual or agency for use on any non-sports-news program produced or aired by the station. Games that are broadcast by television networks may have additional restrictions. Also, per NCAA regulations, footage and photos of athletes with eligibility remaining may NOT be used to commercially promote any product, service or media outlet and may not be sold, loaned to other individuals, agencies for this purpose. Disrespect of credential privileges will result in withdrawal of all future credentials.



MW COMPOSITE SCHEDULE

2014-15 Mountain West composite schedule as of Nov. 3, 2014

Friday, October 31

Texas A&M International at UTAH ST (exh.), 7 p.m. MT MWN

Saturday, November 1

La Verne at BOISE STATE (exh.), 6 p.m. MT MWN

Western New Mexico at NEW MEXICO (exh.), 7 p.m. MT

Sunday, November 2

Cal State East Bay at SAN JOSE STATE (exh.), 4 p.m. PT

Wednesday, November 5

Florida National at UNLV (exh.), 7 p.m. PT MWN

Friday, November 7

Adams State at NEW MEXICO (exh.), 7 p.m. MT MWN

Arkansas-Fort Smith at UTAH STATE (exh.), 7 p.m. MT MWN

Point Loma at SAN DIEGO STATE (exh.), 7 p.m. PT

Montana Tech at BOISE STATE (exh.), 8 p.m. MT MWN

Saturday, November 8

Regis at AIR FORCE (exh.), Noon MT

Notre Dame De Namur at SAN JOSE STATE (exh.), 1 p.m. PT

Cal State San Marcos at NEVADA (exh.), 7 p.m. PT MWN

Sunday, November 9

UC Santa Cruz at FRESNO STATE (exh.), 4 p.m. PT

Monday, November 10

Fort Lewis at COLORADO STATE (exh.), 7 p.m. MT MWN

Friday, November 14

Loyola Marymount Classic (Los Angeles, Calif.)

BOISE STATE vs. San Diego, 3:30 p.m. PT LMULions.com

Bethesda at SAN JOSE STATE, 5 p.m. PT MWN

Weber State at UTAH STATE, 7 p.m. MT MWN

FRESNO STATE at Pepperdine, 7 p.m. PT

EA SPORTS Maui Invitational (San Diego, Calif.)

CSUN at SAN DIEGO STATE, 7 p.m. PT FSSD/MWN

Coaches vs. Cancer Classic (Las Vegas, Nev.)

Morehead State at UNLV, 7:30 p.m. PT MWN

All-Military Classic (West Point, N.Y.)

AIR FORCE at Army, 8 p.m. ET

Idaho State at NEW MEXICO, 8 p.m. MT PLN ROOT/MWN

Saturday, November 15

Cal Poly at NEVADA, 3 p.m. PT MWN

Loyola Marymount Classic (Los Angeles, Calif.)

BOISE STATE at Loyola Marymount, 5 p.m. PT LMULions.com

Montana at COLORADO STATE, 8 p.m. MT ROOT/MWN

All-Military Classic (West Point, N.Y.)

AIR FORCE vs. VMI/Citadel, TBA

Sunday, November 16

Portland at SAN JOSE STATE, 1 p.m. PT MWN

Northern Colorado at WYOMING, 2 p.m. MT MWN

UTAH STATE at Illinois State, 4 p.m. CT

Coaches vs. Cancer Classic (Las Vegas, Nev.)

Sam Houston State at UNLV, 5 p.m. PT MWN

Cal State Fullerton at NEW MEXICO, 7 p.m. MT ROOT/MWN

Monday, November 17

Gulf Coast Showcase (Fresno, Calif.)

Bristol at FRESNO STATE, 7 p.m. PT MWN

Adams State at NEVADA, 7 p.m. PT MWN

Tuesday, November 18

ESPN Tipoff Marathon (San Diego, Calif.)

Utah at SAN DIEGO STATE, 1 p.m. PT ESPN

Western State (Colo.) at WYOMING, 7 p.m. MT MWN

Montana at BOISE STATE, 8 p.m. MT MWN

Wednesday, November 19

Santa Clara at UTAH STATE, 6 p.m. MT ROOT/MWN

Colorado Christian at AIR FORCE, 7 p.m. MT MWN

Pepperdine at SAN JOSE STATE, 7 p.m. PT MWN

Thursday, November 20

Puerto Rico Tip-Off (San Juan, P.R.)

NEW MEXICO vs. Boston College, 6 p.m. AT ESPN2

Bakersfield at SAN DIEGO STATE, 7:30 p.m. PT FSSD/MWN

FRESNO STATE at Northern Arizona, 8 p.m. MT

Friday, November 21

Ezybonds Global Payments Paradise Jam (St. Thomas, U.S.V.I.)

NEVADA vs. Seton Hall, 5 p.m. AT CBSN

Coaches vs. Cancer Classic (Brooklyn, N.Y.)

UNLV vs. Stanford, 7 p.m. ET

Georgia State at COLORADO STATE, 7 p.m. MT

Puerto Rico Tip-Off (San Juan, P.R.)

NEW MEXICO vs. TBD, TBD

Saturday, November 22

UTAH STATE at Mississippi State, 2 p.m. CT

Western State (Colo.) at AIR FORCE, 2 p.m. MT MWN

SAN JOSE STATE at Cal State Fullerton, 2 p.m. PT

Coaches vs. Cancer Classic (Brooklyn, N.Y.)

UNLV vs. Duke/Temple, 7:30 p.m. ET

BOISE STATE at Wisconsin, 9 p.m. CT

Ezybonds Global Payments Paradise Jam (St. Thomas, U.S.V.I.)

NEVADA vs. Clemson/Gardner Webb, TBD

Colorado at WYOMING, TBA

Sunday, November 23

GCI Great Alaska Shootout (Fort Collins, Colo.)

Mercer at COLORADO STATE, 6 p.m. MT MWN

Ezybonds Global Payments Paradise Jam (St. Thomas, U.S.V.I.)

NEVADA vs. Clemson/Gardner Webb, TBD

Puerto Rico Tip-Off (San Juan, P.R.)

NEW MEXICO vs. TBD, TBD

Monday, November 24

Gulf Coast Showcase (Estero, Fla.)

FRESNO STATE vs. Evansville, 2:30 p.m. ET

EA SPORTS Maui Invitational (Lahaina, Hawaii)

SAN DIEGO STATE vs. BYU, 6:30 p.m. HT

Florida A&M at WYOMING, 7 p.m. MT ESPN2

Ezybonds Global Payments Paradise Jam (St. Thomas, U.S.V.I.)

NEVADA vs. TBD, TBD

Tuesday, November 25

AIR FORCE at Colorado, 7 p.m. MT

Gulf Coast Showcase (Estero, Fla.)

FRESNO STATE vs. Green Bay/East Carolina, TBD

BOISE STATE vs. Idaho (Century Link Arena), 7 p.m. MT

EA SPORTS Maui Invitational (Lahaina, Hawaii)

SAN DIEGO ST. vs. TBD, TBD

Wednesday, November 26

Stetson at WYOMING, 7 p.m. MT

UTAH STATE at UC Davis, 7 p.m. PT

GCI Great Alaska Shootout (Anchorage, Alaska)

COLORADO STATE vs. Missouri State, 10 p.m. AT CBSN

Gulf Coast Showcase (Estero, Fla.)

FRESNO STATE vs. TBD, TBD

EA SPORTS Maui Invitational (Lahaina, Hawaii)

SAN DIEGO STATE vs. TBD, TBD

Thursday, November 27

DirectTV Wooden Legacy (Fullerton, Calif.)

SAN JOSE STATE vs. Washington, 8 p.m. PT

Friday, November 28

BOISE STATE at North Carolina State, 7 p.m. ET

GCI Great Alaska Shootout (Anchorage, Alaska)

COLORADO STATE vs. TBD, TBD

DirectTV Wooden Legacy (Fullerton, Calif.)

SAN JOSE STATE vs. TBD, TBD

Saturday, November 29

NEVADA at Nebraska-Omaha, 1 p.m. CT

New Mexico State at WYOMING, 4:30 p.m. MT

GCI Great Alaska Shootout (Anchorage, Alaska)

COLORADO STATE vs. TBD, TBD

Albany at UNLV, 7 p.m. PT

Broadcasts

AIR FORCE at Texas Tech, 1 p.m. CT

USC at NEW MEXICO, 2 p.m. MT CBSN

California at FRESNO STATE, 3 p.m. PT CBSN

DirectTV Wooden Legacy (Fullerton, Calif.)

SAN JOSE STATE vs. TBD, TBD

Tuesday, December 2

BYU at UTAH STATE, 7 p.m. MT

Denver at WYOMING, 7 p.m. MT

Wednesday, December 3

Grambling State at AIR FORCE, 7 p.m. MT

UTEP at COLORADO STATE, 7 p.m. MT

New Mexico State at NEW MEXICO, 7 p.m. MT

UNLV at Arizona State, 6 p.m. MT

UC Irvine at FRESNO STATE, 7 p.m. PT

NEVADA at Long Beach State, 7 p.m. PT

SAN JOSE STATE at UC Davis, 7 p.m. PT

Thursday, December 4

San Diego at SAN DIEGO STATE, 8 p.m. PT

Friday, December 5

Wyoming at SMU, 6 p.m. CT

St. Katherine at UNLV (Orleans Arena) 7 p.m. PT

Saturday, December 6

NEW MEXICO at Valparaiso, 7 p.m. CT

FRESNO STATE at Bakersfield, 7 p.m. PT

BOISE STATE at Saint Mary's, 8:30 p.m. PT

Santa Clara at SAN JOSE STATE, TBA

Sunday, December 7

N. Colorado at COLORADO STATE, Noon MT

California at NEVADA, 1 p.m. PT

Regis at WYOMING, 2 p.m. MT

UTAH STATE at USC, 2 p.m. PT

SAN DIEGO STATE at Washington, 6 p.m. PT

Monday, December 8

Nebraska-Omaha at AIR FORCE, 7 p.m. MT

Tuesday, December 9

Adams State at BOISE STATE, 7 p.m. MT

St. Katherine at SAN JOSE STATE, 7 p.m. PT

Wednesday, December 10

COLORADO STATE at Colorado, 7 p.m. MT

Long Beach State at SAN DIEGO STATE, 7 p.m. PT

FRESNO STATE at Texas Tech, 8 p.m. CT

WYOMING at California, 8 p.m. PT

Thursday, December 11

Northwest Nazarene at BOISE STATE, 7 p.m. MT

Saturday, December 13

Arkansas-Pine Bluff at AIR FORCE, 2 p.m. MT

Arkansas-Fort Smith at COLORADO STATE, 2 p.m. MT

ULM at NEW MEXICO, 6 p.m. MT

UNLV vs. South Dakota (Sanford Pentagon), 7 p.m. CT

UTAH STATE at Utah Valley, 7 p.m. MT

Cal Poly at FRESNO STATE, 7 p.m. PT

Cal State Fullerton at NEVADA, 7 p.m. PT

Seattle at SAN JOSE STATE, 7 p.m. PT

Sunday, December 14

Montana State at WYOMING, Noon MT

Las Vegas Classic (Boise, Idaho)

Southern Utah at BOISE STATE, 4:30 p.m. MT

Wednesday, December 17

Portland at UNLV, 7:30 p.m. PT

Central Arkansas at NEW MEXICO, 8 p.m. MT

SAN DIEGO STATE at Cincinnati, 9 p.m. ET

Thursday, December 18

NEVADA at Pacific, 7 p.m. PT

World Vision Classic (Logan, Utah)

Bakersfield at UTAH STATE, 8 p.m. MT

Broadcasts

CBSN

CBSN

ESPN2/3

CBSN

ROOT/MWN

MWN

ROOT/MWN

ESPN3

P12N

MWN

SECN

MWN

ESPN2/3

trTV

BTN

ESPN3

ESPN3

MWN

ESPN2/3

MWN

ESPN2

MWN

PLN

ROOT/MWN

MWN

MWN

FSSD/MWN

MWN

MWN

PLN

ROOT/MWN

MWN

MWN

PT LMULions.com

ROOT/MWN

MWN

MWN

MWN

MWN

MWN

MWN

MWN

MWN

MWN

MWN

MWN

MWN

MWN

MWN

ESPN

MWN

MWN

MWN

ESPN2/3

MWN

MWN

ROOT/MWN

ESPN2

MWN

MWN

MWN



Day	Time	Game	TV	Day	Time	Game	TV	Day	Time	Game	TV
Friday, December 19		Broadcasts		Wednesday, January 14		Broadcasts		Thursday, February 17			
COLORADO STATE at Denver, 7 p.m. MT		ROOT		AIR FORCE at NEW MEXICO*, 7 p.m. MT		ROOT/MWN		WYOMING at NEVADA*, 7 p.m. PT		AIR	MWN/CI
World Vision Classic (Logan, Utah)				NEVADA at COLORADO STATE*, 7 p.m. MT		MWN/CI		SAN DIEGO STATE at NEW MEXICO*, 7:30 p.m. MT			CBSSN
Idaho State at UTAH STATE, 8 p.m. MT		MWN		FRESNO STATE at SAN JOSÉ STATE*, 7 p.m. PT		MWN					
				SAN DIEGO STATE at WYOMING*, 9 p.m. PT		ESPN2		Wednesday, February 18			
Saturday, December 20								COLORADO STATE at FRESNO STATE*, 7 p.m. PT			ESPN3
Las Vegas Classic (Boise, Idaho)				Saturday, January 17				UTAH STATE at SAN JOSÉ STATE*, 7 p.m. PT			ROOT/MWN
Abilene Christian at BOISE STATE, 11 a.m. MT		MWN		UNLV at SAN DIEGO STATE*, 3 p.m. PT		CBSSN		BOISE STATE at UNLV*, 8 p.m. PT			CBSSN
UC Davis at AIR FORCE, 2 p.m. MT		MWN		AIR FORCE at UTAH STATE*, 4 p.m. MT		ROOT/MWN					
Southern at WYOMING, 2 p.m. MT		ROOT/MWN		WYOMING at FRESNO STATE*, 4 p.m. PT		ESPN3		Saturday, February 21			
NEW MEXICO at New Mexico State, 7 p.m. MT		ROOT		COLORADO STATE at SAN JOSÉ STATE*, 7 p.m. PT		MWN		NEVADA at BOISE STATE*, 1 p.m. MT			MWN/CI
FRESNO STATE at Pacific, 7 p.m. PT								AIR FORCE at COLORADO STATE*, 4 p.m. MT			ROOT/MWN
Ball State at SAN DIEGO STATE, 7 p.m. PT		MWN/CI		Sunday, January 18				UNLV at NEW MEXICO*, 4 p.m. MT			CBSSN
World Vision Classic (Logan, Utah)				BOISE STATE at NEW MEXICO*, 4 p.m. MT		CBSSN		FRESNO STATE at UTAH STATE*, 7 p.m. MT			ESPN3
South Dakota State at UTAH STATE, 8 p.m. MT		MWN						SAN DIEGO STATE at SAN JOSÉ STATE*, 7 p.m. PT			ESPN3
MGM Grand Showcase (Las Vegas, Nev.)				Tuesday, January 20							
UNLV vs. Utah, 8:30 p.m. PT		ESPN2		UTAH STATE at NEVADA*, 7 p.m. PT		MWN		Tuesday, February 24			
				SAN DIEGO STATE at AIR FORCE*, 7:30 p.m. MT		CBSSN		UNLV at UTAH STATE*, 7:30 p.m. MT			CBSSN
Sunday, December 21								NEW MEXICO at BOISE STATE*, 9 p.m. MT			ESPN2
SAN JOSÉ STATE at Washington State, 4 p.m. PT		P12N		Wednesday, January 21							
				SAN JOSÉ STATE at BOISE STATE*, 8 p.m. MT		ROOT/MWN		Wednesday, February 25			
Monday, December 22				NEW MEXICO at UNLV*, 8 p.m. PT		CBSSN		NEVADA at AIR FORCE*, 7 p.m. MT			ROOT/MWN
Charleston Southern at COLORADO STATE, 6 p.m. MT		MWN						SAN JOSÉ STATE at COLORADO STATE*, 7 p.m. MT			MWN
Jacksonville State at AIR FORCE, 7 p.m. MT		MWN		Saturday, January 24				FRESNO STATE at WYOMING*, 7:30 p.m. MT			CBSSN
Marshall at NEVADA, 7 p.m. PT		MWN		BOISE STATE at AIR FORCE*, Noon MT		ROOT/MWN					
Las Vegas Classic (Las Vegas, Nev.)				NEVADA at FRESNO STATE*, 4 p.m. PT		MWN/CI		Saturday, February 28			
BOISE STATE vs. Houston, 7:30 p.m. PT				UTAH STATE at UNLV*, 5 p.m. PT		CBSSN		UTAH STATE at AIR FORCE*, Noon MT			ROOT/MWN
UC Riverside at SAN DIEGO STATE, 8 p.m. PT		FSSD/MWN		SAN DIEGO STATE at COLORADO STATE*, TBA		ESPN3		SAN JOSÉ STATE at NEVADA*, 3 p.m. PT			MWN
				NEW MEXICO at WYOMING*, TBA		ESPN3		WYOMING at UNLV*, 5 p.m. PT			CBSSN
Tuesday, December 23								BOISE STATE at SAN DIEGO STATE*, TBA			ESPN2/U
NEW MEXICO at Grand Canyon, 7 p.m. MT				Tuesday, January 27				NEW MEXICO at FRESNO STATE*, TBA			ESPN2/U
WYOMING at Montana State, 7 p.m. MT				FRESNO STATE at SAN DIEGO STATE*, 6 p.m. PT		CBSSN					
Arizona at UNLV, 7 p.m. PT		CBSSN		WYOMING at UTAH STATE*, 7 p.m. MT		ROOT/MWN		Wednesday, March 4			
Las Vegas Classic (Las Vegas, Nev.)				UNLV at NEVADA*, TBA		ESPN3		UTAH STATE at WYOMING*, 7 p.m. MT			MWN/CI
BOISE STATE vs. Texas Tech/Loyola, TBD		FS1		COLORADO STATE at BOISE STATE*, TBA		ESPN3		AIR FORCE at FRESNO STATE*, 7 p.m. PT			MWN
								COLORADO STATE at NEVADA*, 7 p.m. PT			MWN
Saturday, December 27				Wednesday, January 28				BOISE STATE at SAN JOSÉ STATE*, 7 p.m. PT			ROOT/MWN
COLORADO STATE at New Mexico State, 7 p.m. MT		ROOT		AIR FORCE at SAN JOSÉ STATE*, 7 p.m. PT		MWN		SAN DIEGO STATE at UNLV*, 8 p.m. PT			CBSSN
Wayland Baptist at UTAH STATE, 7 p.m. MT		MWN									
San Diego Christian at SAN DIEGO ST., 7 p.m. PT		FSSD/MWN		Saturday, January 31				Saturday, March 7			
Southern Utah at UNLV, 7 p.m. PT		MWN		FRESNO STATE at COLORADO STATE*, 4 p.m. MT		CBSSN		FRESNO STATE at BOISE STATE*, 6 p.m. MT			ESPN3
				NEVADA at WYOMING*, 4 p.m. PT		ROOT/MWN		WYOMING at NEW MEXICO*, 6 p.m. MT			CBSSN
Sunday, December 28				UTAH STATE at SAN DIEGO STATE*, 5 p.m. PT		CBSSN		COLORADO STATE at UTAH STATE*, 7 p.m. MT			ROOT/MWN
St. Katherine at FRESNO STATE, 1 p.m. PT		MWN		SAN JOSÉ STATE at NEW MEXICO*, 6 p.m. PT		ROOT/MWN		NEVADA at SAN DIEGO STATE*, 7 p.m. PT			CBSSN
Northwest Christian at NEVADA, 3 p.m. PT		MWN		AIR FORCE at UNLV*, 7 p.m. PT		ESPN3		UNLV at SAN JOSÉ STATE*, 7 p.m. PT			ESPN3
Wednesday, December 31				Tuesday, February 3				**End of regular season**			
AIR FORCE at SAN DIEGO STATE*, 2 p.m. PT		ESPN3		BOISE STATE at UTAH STATE*, 7:30 p.m. MT		CBSSN		2014 MW MEN'S BASKETBALL CHAMPIONSHIP			
FRESNO STATE at NEW MEXICO*, 5 p.m. MT		ESPN3						Wednesday, March 11			Broadcasts
BOISE STATE at COLORADO STATE*, 7 p.m. MT		ROOT/MWN		Wednesday, February 4				MW Men's First Round, Noon PT			MWN
SAN JOSÉ STATE at UTAH STATE*, 7 p.m. MT		MWN		NEW MEXICO at AIR FORCE*, 7 p.m. MT		ROOT/MWN		MW Men's First Round, 2:30 p.m. PT			MWN
UNLV at WYOMING*, 7 p.m. MT		ESPN3		COLORADO STATE at WYOMING*, 7 p.m. MT		MWN/CI					
				SAN JOSÉ STATE at FRESNO STATE*, 7 p.m. PT		MWN		Thursday, March 12			
Saturday, January 3				SAN DIEGO STATE at NEVADA*, 7 p.m. PT		ESPN3		MW Men's Quarterfinal #1, Noon PT			CBSSN
UTAH STATE at BOISE STATE*, Noon MT		ROOT/MWN						MW Men's Quarterfinal #2, 2:30 p.m. PT			CBSSN
AIR FORCE at NEVADA*, 3 p.m. PT		MWN		Saturday, February 7				MW Men's Quarterfinal #3, 6 p.m. PT			CBSSN
COLORADO STATE at NEW MEXICO*, 6 p.m. MT		CBSSN		WYOMING at AIR FORCE*, Noon MT		ROOT/MWN		MW Men's Quarterfinal #4, 8:30 p.m. PT			CBSSN
WYOMING at SAN JOSÉ STATE*, 7 p.m. MT		MWN		UNLV at COLORADO STATE*, 2 p.m. MT		CBSSN					
SAN DIEGO STATE at FRESNO STATE*, TBA		ESPN2		NEVADA at SAN JOSÉ STATE*, 3 p.m. PT		MWN		Friday, March 13			
				UTAH STATE at NEW MEXICO*, 4 p.m. MT		ROOT/MWN		MW Men's Semifinal #1, 6 p.m. PT			CBSSN
Sunday, January 4								MW Men's Semifinal #2, 8:30 p.m. PT			CBSSN
UNLV at Kansas, 12:30/3:30 p.m. CT		CBS		Sunday, February 8							
				SAN DIEGO STATE at BOISE STATE*, 4 p.m. MT		CBSSN		Saturday, March 14			
Tuesday, January 6								MW Men's Championship Game, 3 p.m. PT			CBS
NEW MEXICO at SAN DIEGO STATE*, 8 p.m. PT		CBSSN		Tuesday, February 10							
				NEVADA at UTAH STATE*, 7 p.m. MT		ROOT/MWN		*Mountain West contest.			
Wednesday, January 7				FRESNO STATE at UNLV*, TBA		ESPN3		Mountain West teams in CAPS.			
SAN JOSÉ STATE at AIR FORCE*, 7 p.m. MT		MWN		NEW MEXICO at COLORADO STATE*, TBA		ESPN3		Home teams in bold.			
WYOMING at COLORADO STATE*, 7 p.m. MT		MWN/CI						Exhibition games in italics.			
UTAH STATE at FRESNO STATE*, 8 p.m. PT		ROOT/MWN		Wednesday, February 11				All dates and times subject to change.			
NEVADA at UNLV*, 8 p.m. PT		CBSSN		AIR FORCE at BOISE STATE*, 7 p.m. MT		MWN					
				WYOMING at SAN DIEGO STATE*, 8 p.m. PT		CBSSN					
Saturday, January 10											
COLORADO STATE at AIR FORCE*, Noon MT		ROOT/MWN		Saturday, February 14							
FRESNO STATE at NEVADA*, 3 p.m. PT		MWN		SAN JOSÉ STATE at WYOMING*, 4 p.m. MT		ROOT/MWN					
BOISE STATE at WYOMING*, 4 p.m. MT		CBSSN		COLORADO STATE at SAN DIEGO STATE*, 5 p.m. PT		CBSSN					
NEW MEXICO at UTAH STATE*, 7 p.m. MT		ESPN3		BOISE STATE at FRESNO STATE*, TBA		ESPN3					
SAN JOSÉ STATE at UNLV*, 7 p.m. PT		MWN/CI		NEW MEXICO at NEVADA*, TBA		ESPN3					
				UNLV at AIR FORCE*, TBA		ESPN3					
Tuesday, January 13											
UNLV at BOISE STATE*, 9 p.m. MT		ESPN2									



THIS IS THE MOUNTAIN WEST

From its inception in 1999, the Mountain West has been committed to excellence in intercollegiate athletics, while promoting the academic missions of its member institutions. Progressive in its approach, the MW continues to cultivate opportunities for student-athletes to compete at the highest level, while fostering academic achievement and sportsmanship. Now in its 16th year, the MW has been assertive in its involvement with the NCAA governance structure and has taken a leadership role in the overall administration of intercollegiate athletics.

The Mountain West has marked several achievements over its first 15 years of existence, most notably becoming the first to establish a sports television network dedicated solely to an intercollegiate athletic conference (The Mtn.). The Mountain West also was the first to experiment with the coaches' challenge in the college football instant replay system, and was the first non-automatic-qualifying BCS conference to participate in four BCS bowl games, winning three. In 2011-12, the Mountain West was among the first conferences to implement a league-wide state-of-the-art basketball instant replay system.

Additionally, the Mountain West was the first conference to have a member institution with No. 1 overall picks in both the NFL and NBA drafts in the same year (Utah's Alex Smith and Andrew Bogut, respectively in 2005). With UNLV's Anthony Bennett claiming the No. 1 pick in the 2013 NBA Draft, the Mountain West is one of three conferences to have multiple No. 1 NBA draft selections since 2000. Also, with San Diego State's Stephen Strasburg earning the No. 1 pick in the 2009 MLB Draft, the Mountain West is one of two conferences to have the No. 1 selection in each of the NFL, NBA and MLB drafts since the MW was founded in 1999.

The pending changes in the NCAA governance structure set the table for another Conference first, when two members of the MW Student-Athlete Advisory Committee (SAAC) were included in the June 2014 meeting of the Mountain West Board of Directors. New Mexico track and field athlete Kendall Spencer, the national chair of the 2014-15 NCAA Division I Student-Athlete Advisory Committee, and Air Force Academy volleyball player Emma Dridge joined the BOD members in this historic meeting to advance the discussion on student-athlete involvement in the NCAA and MW governance structure.

The Mountain West is noted for its geographic diversity. Some of the most beautiful terrain and landscapes in the nation can be found within its boundaries, including the majestic Rocky Mountain range, which borders five MW institutions (Air Force, Boise State, Colorado State, New Mexico and Utah State). The high plains of Wyoming (elevation 7,220 feet – the highest Division I campus in the nation) contrast with the desert cities of Las Vegas and Reno, home to UNLV and Nevada, respectively, while Fresno State, San Diego State and San Jose State add a West coast influence with locations in Central, Southern and Northern California. The inclusion of the Hawai'i football program extends the Mountain West footprint to the beautiful islands in the Pacific Ocean, while the addition of the women's soccer program at Colorado College gives the MW an additional presence in the Rocky Mountains.

HISTORY

The Mountain West was conceived on May 26, 1998, when the presidents of eight institutions — Air Force, BYU, Colorado State, New Mexico, San Diego State, UNLV, Utah and Wyoming — decided to form a new NCAA Division I-A intercollegiate athletic conference. The split from a former 16-team conference re-established continuity and stability among the membership within the new league and signaled the continuation of its tradition-rich, long-standing athletic rivalries. Three of the

MW's eight original members have been conference rivals since the 1960s (New Mexico, Wyoming and Colorado State), while San Diego State (1978) and Air Force (1980) were longtime members as well. UNLV and TCU entered the fold in



1996 and the Rebels continued as one of the original eight institutions that formed the MW in 1999. TCU re-joined the group with its first year of competition in the Mountain West in 2005-06. With conference realignment sweeping the nation in recent years, the MW has been proactive in addressing membership changes. Boise State University joined the Mountain West in 2011-12, followed by Fresno State and the University of Nevada on July 1, 2012. Also on July 1, 2012, the University of Hawai'i became a football-only member of the Conference. On July 1, 2013, the Mountain West further expanded when San José State University and Utah State University joined the Conference, bringing to 11 the number of full-time member institutions and 12 football-playing members. On July 1, 2014, the Colorado College women's soccer program became the first non-football affiliate member of the Mountain West, expanding that sport to 12 Conference participants.

When the Mountain West officially began operations on July 1, 1999, the new league had in place a seven-year contract with ESPN, giving the broadcaster exclusive national television rights to MW football and men's basketball, and three-year agreements to send the league's football champion to the Liberty Bowl and a second team to the Las Vegas Bowl. Commissioner Craig Thompson also arranged a third bowl tie-in each of the first three seasons (1999 Motor City, 2000 Silicon Valley, 2001 New Orleans) before securing a four-year deal with the Emerald Bowl in San Francisco in 2002. Entering the 2013 season, the MW has six contracted bowl affiliations — the Las Vegas Bowl, San Diego County Credit Union Poinsettia Bowl, Hawai'i Bowl, Famous Potato Idaho Bowl, Gildan New Mexico Bowl and R-L Carrier New Orleans Bowl. An innovator in the postseason bowl structure, the MW engineered many "firsts," as league teams have participated in five inaugural bowl games (2000 Silicon Valley, 2001 New Orleans, 2002 San Francisco (Emerald), 2005 Poinsettia, 2006 New Mexico), as well as placing the first non-automatic-qualifying BCS team into a BCS bowl game with Utah's appearance in the 2005 Tostitos Fiesta Bowl.

2013-14 IN REVIEW

From the gridiron to the diamond, Mountain West teams enjoyed an outstanding year in 2013-14. In football, the inaugural MW Football Championship game took place on December 7, 2013, at Bulldog Stadium in Fresno, California. West Division champion Fresno State and Mountain Division champion Utah State squared off in this historic contest, with the Bulldogs coming out on top 24-17 for their second straight Mountain West crown. The MW sent a league-record six teams to bowl games, with Boise State, Colorado State, San Diego State and UNLV joining the Bulldogs and Aggies, marking the seventh consecutive year that at least five teams represented the league in postseason play.

Mountain West regular-season champion San Diego State advanced to the Sweet 16 of the NCAA men's basketball tournament for the second time in four years after receiving an at-large berth. MW tournament champion New Mexico earned the league's automatic bid and joined the Aztecs in the NCAA tournament, marking the 14th time in 15 years the Conference has sent multiple teams to the Big Dance. Fresno State and Wyoming also took part in postseason action, playing in the College Basketball Invitational, with the Bulldogs advancing to the championship finals.

In women's basketball, Fresno State made its seventh consecutive NCAA tournament appearance after capturing the MW tournament crown to earn the Conference's automatic bid. Mountain West regular-season champion Colorado State advanced to the Women's National Invitation Tournament, while Boise State received a berth in the Women's Basketball Invitational.

Colorado State made its 19th consecutive appearance at the NCAA volleyball tournament, earning the league's automatic bid with the MW regular-season crown.

In women's soccer, San Diego State advanced to the NCAA tournament for the second straight year after clinching both the MW regular-season and tournament crowns to earn the league's automatic bid.

The New Mexico men's and women's cross country teams swept the MW crowns for the fifth consecutive year and went on to earn spots in the NCAA Championships, where they were joined by the men's teams from Air Force and Colorado State. The Lobo women registered their fourth straight top-10 performance with a 10th-place finish at the NCAA Championships.

San Diego State's Shanieka Thomas captured the Triple Jump title at the 2014 NCAA Indoor Track and Field Championships to lead six MW student-athletes in receiving All-America accolades, including four who recorded top-eight performances. In addition to Thomas' winning effort, Boise State's Emma Bates finished fourth in both the 3,000 and 5,000 Meters. On the men's side, Wyoming's Mason Finley placed fourth in the Shot Put, while Air Force's Joey Uhle finished seventh in the Pole Vault.

Seven institutions represented the Mountain West at the 2014 NCAA Women's Swimming and Diving Championships, with student-athletes from Air Force, Boise State, Fresno State, Nevada, San Diego State, UNLV and Wyoming comprising the MW contingent.

For the 15th consecutive season, the Mountain West sent at least three teams to the NCAA Men's Golf Regionals. New Mexico earned the league's automatic bid and



was joined by San Diego State and UNLV with at-large invitations. In addition, Air Force's Kyle Westmoreland and San José State's Cody Blich both made their second straight postseason appearances as individual at the NCAA Regionals. On the women's side, three MW teams advanced to the NCAA Women's Golf Regionals for the 12th time in league history. New Mexico earned the Mountain West's automatic berth and was joined by San Diego State and UNLV, who earned at-large invitations. Two individuals, Fresno State's Madchen Ly and San José State's Regan de Guzman also represented the Mountain West at the NCAA Regionals. UNLV's Dana Finkelstein advanced to the NCAA Championship after finishing tied for second at the Central Regional, marking the best regional finish by a Mountain West golfer since UNLV's Therese Koelbaek won the West Regional in 2008.

The Boise State men's and Fresno State women's teams earned the league's automatic bids and represented the MW at the 2014 NCAA Tennis Championships. In addition, the league qualified two individuals and one doubles teams for postseason competition.

In softball, MW champion San Diego State earned the league's automatic bid for the third straight year and made its seventh consecutive appearance in the NCAA Championship.

At the 2014 NCAA Outdoor Track & Field Championships, Boise State's Emma Bates ran the second-fastest time in NCAA history en route to capturing the 10,000 Meters, while San Diego State's Shanika Thomas became the sixth woman in meet history to claim consecutive outdoor Triple Jump crowns. With her 2014 indoor title, Thomas is also the first woman to sweep the Triple Jump event since Florida State's Kimberly Williams in 2009. Bates and Thomas led 17 MW student-athletes in earning All-America honors, including six who joined them in finishing among the top eight in their respective events. Bates also placed fourth in the 5,000 Meters, while Boise State's Marisa Howard and San Diego State's Allison Reaser each turned in runner-up performances in the 3,000 Steeplechase and Heptathlon, respectively. Colorado State's Kiah Hicks finished seventh in the Discus. For the men, New Mexico's Peter Callahan raced to fourth-place in the 1,500 Meters, while Wyoming's Mason Finley placed sixth in the Discus. Colorado State's Trevor Brown rounded out the group with an eighth-place result in the 400 Hurdles.

In baseball, MW Tournament champion San Diego State earned the league's automatic bid and made its third NCAA Tournament appearance in six years. Mountain West regular-season co-champion UNLV received an at-large bid, joining the Aztecs in postseason play while making its first appearance in the NCAA Baseball Championship since 2005. The 2014 season marked the sixth straight year the Mountain West sent multiple teams to the NCAA Baseball Championship.

ACADEMIC CONSORTIUM

From the outset, Mountain West member institutions have been committed to creating strong academic relationships, as well as athletic competition. To that end, the chief academic officers of each institution have explored academic exchange programs, library crossovers and shared research. In addition, the faculty athletics representatives routinely provide academic assistance and test-taking services for student-athletes visiting from fellow member institutions for competition.

OPPORTUNITY

The Mountain West provides a first-class athletic and academic experience for more than 5,100 student-athletes each year. Over the past 15 years, 41 Mountain West student-athletes have earned NCAA Postgraduate Scholarships, and since the league's inception in 1999, an additional 30 student-athletes have been named MW Scholar-Athlete of the Year and awarded league-sponsored postgraduate scholarships. Three Mountain West student-athletes have earned distinction as Rhodes Scholars (Jessica Mellinger, Wyoming and Delavane Diaz and Brittany Morreale, Air Force).

Conference student-athletes are also given a voice regarding pertinent issues within the MW and NCAA governance structure through representation on the Student-Athlete Advisory Committee (SAAC). The Mountain West SAAC consists of 23 representatives; two student-athletes from each full member institution and one faculty athletics representative. The committee reviews and reacts to legislation and to other topics referred by the Conference constituent groups or committees related to the student-athlete experience. With the inclusion of two SAAC members at the June, 2014 meeting of the MW Board of Directors, the Conference reaffirmed its commitment to the participation of student-athletes in its governance structure, consistent with the Mountain's West focus on enhancing the student-athlete experience.

ACHIEVEMENT

The MW has produced 840 All-America selections among its 18 sponsored sports (men's swimming was discontinued as a Conference sport following the 2010-11 season) in the last 15 years, including a league-record 83 All-America honorees in 2010-11. A total of 150 MW student-athletes have also earned Academic All-America accolades in that span. The Mountain West has sent at least 25 teams to NCAA postseason events in each of the past 15 years, capturing three team national championships in women's cross country and producing 36 individual national champions in the sports of men's golf, men's cross country, and men's and women's indoor track & field and outdoor track & field.



Craig Thompson
Commissioner



Javan Hedlund
Associate Commissioner
Communications



Kim Melcher
Assistant Commissioner
MBB Communications

Mountain West members have participated in 62 bowl games under the league umbrella, including four appearances in BCS games. The MW has earned 72 postseason bids in men's basketball, with five Sweet 16 appearances among 40 NCAA Tournament slots, as well as two NIT Final Four berths. MW women's basketball has tallied 63 postseason slots, including 33 NCAA bids, five Sweet 16 appearances and one Elite Eight berth since 2000. Wyoming won the MW's first WNIT championship in 2007 with a win over Wisconsin. In women's volleyball, the MW has had 37 NCAA bids with eight Sweet 16 berths and one Elite Eight appearance. Women's soccer has earned 28 NCAA bids since 1999, with two Sweet 16 berths and one Elite Eight appearance. Mountain West men's golf has sent at least three teams to the NCAA Men's Golf Regionals in each of its 15 years, while women's golf has had at least three teams participate in NCAA Regionals 12 of the last 15 years.

SPORTSMANSHIP

Named a Sports Ethics Fellow by the Institute for International Sport in 1998, Commissioner Thompson has been a driving force for sportsmanship within intercollegiate athletics. As part of its continuing growth and development, the Mountain West implemented an extensive Sportsmanship Initiative, endorsed by both the MW Joint Council and MW Board of Directors. The program is made up of several elements, which are both practical and philosophical in nature. While the MW has significant penalties in place to deal with violations, the Sportsmanship Initiative is primarily promotional and educational in nature. The goal is to develop an environment that fosters appropriate behavior from all Conference constituencies.

Mountain West Quick Facts

Founded:	July 1, 1999
Basketball Members:	Air Force
	Boise State
	Colorado State
	Fresno State
	Nevada
	New Mexico
	San Diego State
	San Jose State
	UNLV
	Utah State
	Wyoming
Team NCAA Championships:	3
Individual NCAA Championships:	36
NCAA Postgraduate Scholarship Winners:	41
Academic All-America Selections:	160
All-America Selections:	840



NEWSPAPERS

The Coloradoan

1300 Riverside Ave.
Fort Collins, CO 80524
Phone: (970) 224-7750
Fax: (970) 224-7899
E-Mail: sportsnews@coloradoan.com

Denver Post

101 W. Colfax
Denver, CO 80202
Phone: (303) 954-1294
Fax: (303) 866-9004
E-Mail: sports@denverpost.com

Loveland Reporter Herald

201 East Fifth
Loveland, CO 80537
Phone: (970) 669-5050
Fax: (970) 667-1111
E-Mail: news@reporter-herald.com

Boulder Daily Camera

1048 Pearl St.
Boulder, CO 80302
Phone: (303) 442-1202
Fax: (303) 473-1517
E-Mail: sports@dailycamera.com

Colorado Springs Gazette

30 S. Prospect St.
Colorado Springs, CO 80903
Phone: (719) 636-0250
Fax: (719) 636-0163
E-Mail: sports@gazette.com

Greeley Tribune

P.O. Box 1690
Greeley, CO 80632
Phone: (970) 352-0211
Fax: (970) 356-5780
E-Mail: gtsports@greeleytrib.com

Longmont Times Call
P.O. Box 299
Longmont, CO 80502
Phone: (303) 776-2244 x313
Fax: (303) 678-8615
E-Mail: sports@times-call.com

Pueblo Chieftain

825 West Sixth
Pueblo, CO 81003
Phone: (719) 544-3520
Fax: (719) 544-5897
E-Mail: jcervi@chieftain.com

Rocky Mountain Collegian

CSU Lory Student Center
Fort Collins, CO 80523
Phone: (970) 491-3656
Fax: (970) 491-1690
E-Mail: sports@collegian.com

TELEVISION

Root Sports

2300 15th Street, Suite 300
Denver, CO 80202
Phone: (720) 898-2755
Fax: (720) 898-2775

KCNC-TV (CBS-Channel 4)

1044 Lincoln St.
Denver, CO 80203
Phone: (303) 830-6321
Fax: (303) 894-6040

KDVR-TV (Fox-Channel 31)

100 East Speer Blvd.
Denver, CO 80203
Phone: (303) 566-7717
Fax: (303) 566-2908

KMGH-TV (ABC-Channel 7)

123 Speer Blvd.
Denver, CO 80203
Phone: (303) 832-0169/0119

KUSA-TV (NBC-Channel 9)

500 Speer Blvd.
Denver, CO 80203
Phone: (303) 871-1490
Fax: (303) 698-4700

KWGN-TV (CW-Channel 2)

100 E. Speer Blvd.
Denver, CO 80203
Phone: (303) 566-7600
Fax: (303) 796-3772

Northern Colorado 5 (CBS-Ch. 5)

334 E. Mountain Avenue
Fort Collins, CO 80524
Phone: (970) 472-5555

KWGN-TV (CBS-Ch. 5)

2923 E. Lincoln Way
Cheyenne, WY 82001
Phone: (307) 634-7755
Fax: (307) 638-0182

CTV

CSU/Lory Student Center
Fort Collins, CO 80523
Phone: (970) 491-0536
Fax: (970) 491-1690

WIRE SERVICE

Associated Press
1444 Wazee Street Suite 130
Denver, CO 80202
Phone: (303) 825-0123
Fax: (303) 892-5927

RADIO

KDSP-ESPN Radio (102.3 FM & 105.5 FM)

10200 E. Girard Ave. Bldg. B, Ste. #150
Denver, CO 80231
Phone: (720) 248-4000

KCOL (600 AM)

4270 Byrd Drive
Loveland, CO 80538
Phone: (970) 461-2560

KKFN-The Fan (104.3 FM)

7800 E. Orchard Road, Suite 400
Greenwood Village, CO 80111
Phone: (303) 321-0950
Fax: (303) 320-0708

KEPN/The Zone (1600 AM)

7800 E. Orchard Rd., Suite 400
Greenwood Village, CO 80111
Phone: (303) 321-0950

KCCK-Mile High Sports Radio (1510 AM/93.7 FM)

975 Lincoln #201
Denver, CO 80203
Phone: (303) 650-1795

KUAD-K-99 (99.1 FM)

600 Main Street
Windsor, CO 80550
Phone: (970) 493-1170
Fax: (970) 686-7491

KOA (850 AM)

4695 South Monaco Street
Denver, CO 80237
Phone: (303) 713-8685
Fax: (303) 713-8509

KCSU (90.5 FM)

CSU Lory Student Center, Box 13
Fort Collins, CO 80521
Phone: (970) 491-7611
Fax: (970) 491-7612

Go to www.TheMW.com or click on the MW Network on www.campusinsiders.com to watch live games for free.



GAME ON... ALWAYS ON WITH THE MOUNTAIN WEST NETWORK POWERED BY CAMPUSINSIDERS!

The Mountain West Network powered by Campus Insiders take you deep inside the Conference's sports with the unprecedented insight and behind-the-scenes perspective on trending stories of the day from Mountain West Network host Jesse Kurtz and national hosts Bonnie Bernstein and Seth Davis. 18 sports, 12 universities, one Mountain West Network.



Find the Campus Insiders and Mountain West mobile applications in the iTunes App Store and Google Play.





COLORADO STATE

RAMS

MEN'S BASKETBALL

2014-15 SCHEDULE



- 11.10 FORT LEWIS #
- 11.15 MONTANA
- 11.21 GEORGIA STATE
- 11.23 MERCER GCI Great Alaska Shootout
- 11.27 MISSOURI STATE GCI Great Alaska Shootout
- 11.28 SEMIFINAL/CONSOLATION ROUND
- 11.29 CHAMPIONSHIPS/CONSOLATION ROUND
- 12.3 UTEP
- 12.7 NORTHERN COLORADO
- 12.10 AT COLORADO
- 12.13 ARKANSAS-FORT SMITH
- 12.19 AT DENVER
- 12.22 CHARLESTON SOUTHERN
- 12.27 AT NEW MEXICO STATE
- 12.31 BOISE STATE *
- 1.3 AT NEW MEXICO
- 1.7 WYOMING *
- 1.10 AT AIR FORCE *
- 1.14 NEVADA *
- 1.17 AT SAN JOSÉ STATE *
- 1.24 SAN DIEGO STATE * WHITE OUT
- 1.27 AT BOISE STATE *
- 1.31 FRESNO STATE *
- 2.04 AT WYOMING *
- 2.7 UNLV * ORANGE OUT
- 2.10 NEW MEXICO *
- 2.14 AT SAN DIEGO STATE *
- 2.18 AT FRESNO STATE *
- 2.21 AIR FORCE *
- 2.25 SAN JOSÉ STATE * SENIOR NIGHT/
GREEN OUT
- 3.4 AT NEVADA *
- 3.7 AT UTAH STATE *

Dates are subject to change.

**Mountain West game. #Exhibition game.*

LARRY EUSTACHY

HEAD COACH