

**GAME 9 • Nov. 7, 2015** **OREGON DUCKS FOOTBALL GAME NOTES**

**2015 OREGON SCHEDULE**

S5	EASTERN WASH. (P12)	Eugene	W 61-42
S12	at (6) Michigan St. (ABC)	E. Lansing	L 31-28
S19	GEORGIA STATE (P12)	Eugene	W 61-28
S26	(18) UTAH* (FOX)	Eugene	L 62-20
O3	at Colorado* (ESPN)	Boulder	W 41-24
O10	WASHINGTON ST.* (P12)	Eugene	(2OT)L45-38
O17	at Washington* (ESPN2)	Seattle	W 26-20
O29	at Arizona State* (ESPN)	Tempe	(3OT)W61-55
N7	CALIFORNIA* (ESPN2)	Eugene	7:36 pm
N14	at Stanford* (FOX)	Stanford	4:30 pm
N21	USC*	Eugene	TBA
N27	OREGON ST.* (FOX/FS1)	Eugene	12:30 pm

\* Pac-12 Conference Game

**OREGON DEPTH CHART**

**OFFENSE**

<b>WR</b>	13 ALLEN	15 Brown
<b>LT</b>	64 JOHNSTONE	74 George
<b>LG</b>	62 PIERSON	79 Voeller
<b>C</b>	72 HEGARTY	57 Brenner
<b>RG</b>	78 HUNT	76 Pisarcik
<b>RT</b>	73 CROSBY	62 Pierson
<b>TE</b>	81 BAYLIS	83 Mundt
<b>WR</b>	2 ADDISON	11 Merritt
<b>WR</b>	85 STANFORD	7 Carrington
<b>QB</b>	3 ADAMS JR.	17 Lockie/12 Alie
<b>RB</b>	21 FREEMAN	29 Benoit/5 Taj Griffin

**DEFENSE**

<b>DE</b>	44 BUCKNER	45 Daniel/99 Kaumatule
<b>NG</b>	56 BALDUCCI	50 Maloata
<b>DE</b>	55 TALIA (or)	92 MONDEAUX
<b>OLB</b>	33 COLEMAN	86 Prevot
<b>ILB</b>	48 HARDRICK	28 Ragin III
<b>ILB</b>	35 WALKER	18 Swain/46 Mattingly
<b>OLB</b>	96 FRENCH	32 Heard
<b>CB</b>	3 ROBINSON	14 Amadi
<b>S</b>	6 NELSON	26 Oliver/25 Ihenacho
<b>S</b>	8 DANIELS	17 Williams
<b>CB</b>	1 SPRINGS	10 Ty Griffin

**SPECIAL TEAMS**

<b>P</b>	38 WHEELER	42 Maimone
<b>PK</b>	41 SCHNEIDER	49 Wogan
<b>LS</b>	58 CAREW	66 Melendez
<b>HLD</b>	12 ALIE	17 Lockie
<b>PR</b>	2 ADDISON	6 Nelson
<b>KR</b>	6 NELSON (and)	2 ADDISON

**Ducks host Golden Bears in a crucial Pac-12 North matchup**



**OREGON DUCKS**

5-3, 3-2 Pac-12

**IN THE POLLS**

NA AP  
 RV USA Today

**2015 STATISTICS**

**Rushing**

Freeman, 165/1,109/11 TD  
 Griffin, 49/374/2 TD

**Passing**

Adams Jr., 80-136-3  
 1,168 yards/10 TD

**Receiving**

Addison, 37/453/4 TD  
 Freeman, 18/216/2 TD

**Defense**

Walker, 55 TT/2 FR/4.0 TFL  
 Hardrick, 47 TT/3.0 TFL/1 FF  
 Buckner, 44 TT/11.0 TFL/6.0 SCK



**CALIFORNIA GOLDEN BEARS**

5-3, 2-3 Pac-12

**IN THE POLLS**

NA AP  
 NA USA Today

**2015 STATISTICS**

**Rushing**

Muhammad, 62/459/1 TD  
 Enwere, 68/310/5 TD

**Passing**

Goff, 205-309-11  
 2,537 yards/22 TD

**Receiving**

Lawler, 42/527/9 TD  
 Anderson, 31/373/1 TD

**Defense**

Drew, 53 TT/3.0 TFL/2 INT  
 Nickerson, 53 TT/1.0 TFL/1 FR  
 Kragen, 48 TT/6.0 TFL/5.0 SCK

**GAME #9**  
**Date:** Saturday, Nov. 7  
**Location:** Eugene, Ore.  
**Kickoff:** 7:36 p.m. PT  
**Stadium:** Autzen Stadium (FieldTurf)  
**Capacity:** 54,000

**GAMEDAY HASHTAG**

**#CALvsUO**

Fans and media are encouraged to use the hashtag #CALvsUO when posting social media content related to the game between the Ducks and the Golden Bears.

**Milestone Watch**

- 2** - Rushing touchdowns **Royce Freeman** needs to move into sole possession of fourth on the rushing TD career list at Oregon.
- 3** - Field goals **Aidan Schneider** needs to crack career top 10 at Oregon.
- 14** - Receiving yards **Dwayne Stanford** needs to reach 1,000-career yards.
- 72** - Rushing yards needed by **Royce Freeman** to pass **Ricky Whittle** (1992-95) for seventh on the career rushing list at Oregon.

**ON THE AIR**

**National Television:** ESPN2 with Mark Neely (pxp), David Diaz-Infante (analyst) and Mark Morgan (reporter). **Radio:** Oregon IMG with Jerry Allen (pxp), Mike Jorgensen (analyst). **Satellite Radio:** Sirius 93, XM 198.

**THE SERIES**

•Cal leads the all-time series with Oregon, 39-36-2, but the Ducks hold a 15-6 advantage in Eugene. The Ducks have won six straight vs. the Bears by a combined score of 273-105.

**QUICK HITS**

- SO RB Royce Freeman**, who has scored at least one TD in 17 of his 23 career games, is a semifinalist for the Maxwell Award.
- Freeman** is second in the nation in rushes of 10 or more yards with 39. The sophomore heads into the California game eighth in rushing yards per game (138.63), while ranking sixth in the country in total rushing yards (1,109).
- Freeman** is just the fourth Oregon running back to rush for 1,000 yards in back-to-back seasons joining **Maurice Morris** (2000, 2001), **Onterio Smith** (2001, 2002) and **LaMichael James** (2009, 2010, 2011).
- JR WR Bralon Addison** caught his 14th career touchdown pass in Oregon's win at Arizona State. Addison needs four more TD catches to tie **Law Barnes** (1983-85) and **Ahmad Rashad** (1969-71) for ninth all-time at Oregon.
- SR QB Vernon Adams Jr.** has thrown a TD in 31 straight games, including eight games with five or more touchdowns. Adams brought a 26-game streak with him from Eastern Washington and has added TD passes in the first five games he has played as a Duck. He did have a 27-game streak with multiple TD passes snapped at Michigan State when he threw for one TD.
- Adams** has 11,606 career combined passing yards during his time at Eastern Washington and Oregon. His career passing yards are the most of any current Division I player. Brandon Doughty of Western Kentucky is the FBS-only leader with 11,110 yards, while Liberty's Josh Woodrum is the FCS-only leader with 9,614 yards. Adams had 10,438 yards passing while at EWU.
- Oregon hasn't allowed an opponent to return a kickoff for a touchdown in 124 games. UO's last opponent to score on a kickoff return was Arizona State on Sept. 30, 2006.
- SR DE DeForest Buckner** was named to the midseason watch list for the 2015 Ted Hendricks Award which goes to college football's premier defensive end.

**2015 Pac-12 Standings**

	Conf.		Overall		
	W	L	W	L	Stk
<b>North Division</b>					
Stanford	6	0	7	1	W7
<b>OREGON</b>	3	2	5	3	W2
Washington State	3	2	5	3	L1
California	2	3	5	3	L3
Washington	2	3	4	4	W1
Oregon State	0	5	2	6	L5
<b>South Division</b>					
Utah	4	1	7	1	W1
UCLA	3	2	6	2	W2
USC	3	2	5	3	W2
Arizona State	2	3	4	4	L2
Arizona	2	4	4	5	L2
Colorado	1	4	4	5	L1

**HEAD COACH MARK HELFRICH**

**Mark Helfrich's** first two seasons at the helm of the Oregon Ducks' football program were as successful as nearly any coach at any school in the history of college football. To date, Helfrich has led Oregon to a 29-7 record, a Pac-12 championship, a Rose Bowl victory and a national championship runner-up finish. Helfrich guided Oregon to a 13-2 record (8-1 Pac-12) in 2014 which included a 51-13 blowout of Arizona in the Pac-12 Championship game and a 59-20 shellacking of defending national champion Florida State in the Rose Bowl, and culminated in the Ducks facing Ohio State in the first-ever College Football Playoff National Championship game. Helfrich was rewarded for his success by being named a finalist for a pair of national coaching awards, the Eddie Robinson Coach of the Year Award and Maxwell Football Club Coach of the Year Award. Oregon's Rose Bowl win was just the fourth in the history of the school. In his first two seasons, he set school records for wins by a first-year coach (11) and single-season coaching wins (13). The 41-year old Oregon native was appointed the school's 32nd head coach on Jan. 20, 2013, following four seasons as the Ducks' offensive coordinator. He wasted little time proving his worth leading Oregon to an 11-2 record and a win over Texas in the Alamo Bowl in his first season.

**DUCKS OWN NCAA RECORD FOR CONSECUTIVE GAMES WITH TD PASS**

Oregon has thrown at least one touchdown pass in 76 straight games dating back to September 4, 2010, when **Darron Thomas** threw two TD passes in a 72-0 win over New Mexico. The streak is the longest ever and broke the 69-consecutive game mark set by Texas Tech from Sept. 23, 2006 to Oct. 22, 2011. Oregon's streak also broke the old Pac-12 record of 36 set by Stanford from 1978 to 1981. Eight Ducks' quarterbacks (plus one running back and one wide receiver) have contributed to the streak, throwing a combined 197 touchdown passes during the streak. **Marcus Mariota** leads the way with 105 TD strikes, while Thomas is second with 63. **Vernon Adams Jr.** (10), **Bryan Bennett** (9), **Jeff Lockie** (6), **Taylor Alie** (1), **Nate Costa** (1) and **Jake Rodrigues** (1) have also thrown for touchdowns during the streak. **RB Royce Freeman** connected on a TD pass to Mariota in last year's regular-season game against Arizona, while **WR Bralon Addison** tossed a 39-yard TD pass at Colorado earlier this season.

**TOUCHDOWN OREGON**

Oregon is the only team in the nation to score at least 80 touchdowns in each of the last five seasons. The Ducks led the nation in TDs scored in 2014 (90), 2012 (89) and 2010 (81), while ranking second in 2011 (88) and fourth

in 2013 (81). Only Baylor has scored 80-plus TDs at least three times in the last five years. Oregon has 43 TDs in its first eight games with 22 of them coming on the ground.

**Touchdown Breakdown**

Year	Pass	Rush	Defense	ST	Total
2010	31	42	3	5	81
2011	39	42	3	4	88
2012	35	48	4	2	89
2013	32	42	4	3	81
2014	44	42	2	2	90
<b>2015</b>	<b>17</b>	<b>22</b>	<b>2</b>	<b>2</b>	<b>43</b>

**DUCKS HAVE SECOND MOST TD PASSES SINCE 2010 SEASON**

When it comes to finding the end zone through the air, almost nobody has been better than Oregon in the last five-plus seasons. The Ducks have tossed 198 TD passes during that time, which is seven fewer than national leader Baylor. UO's offense has thrown more than 30 TDs in each of the previous five seasons with a high of 44 touchdown passes last season. In 2015, the Ducks have 17 TD passes through eight games.

**Most Passing TD's (2010-Present)**

Rank	Team	TD
1.	Baylor	205
<b>2.</b>	<b>Oregon</b>	<b>198</b>
3	USC	184
4.	Marshall	181
	Washington State	181
6.	Texas A&M	180
7.	Oklahoma State	177
8.	Fresno State	176
9.	Houston	175
10.	Boise State	174

**GROUND AND POUND**

Oregon's reputation as a high scoring offense owes a lot to the team's ability to score touchdowns, not only through the air, but on the ground. The Ducks have racked up 469 touchdowns since the beginning of 2010 with 238 of them coming on running plays. Oregon is one of just three teams with more than 230 rushing TDs during that time with the Ducks ranking second behind Georgia Tech.

**Most Rushing TD's Last Five Years**

Rank	Team	TD
1.	Georgia Tech	242
<b>2.</b>	<b>Oregon</b>	<b>238</b>
3.	Wisconsin	234
4.	Navy	220
5.	Northern Illinois	219
6.	Baylor	213
	Air Force	213
8.	Ohio State	194
9.	Kansas State	190
10.	Nevada	186

**TRENDS UNDER MARK HELFRICH**

	2015	All Yrs
Overall	5-3	29-7
Home	2-2	15-3
Away	3-1	10-3
Conference	3-2	18-5
Neutral	-	4-1
Grass	2-1	8-2
Turf	3-2	21-5
vs. AP Top 5	0-1	1-2
vs. AP Top 10	0-1	3-3
vs. AP Top 25	0-2	7-4
Conf. Champ. Games	-	1-0
Bowl Games	-	2-0
National Championship Games	-	0-1
Leading After 1st Qtr	4-1	22-1
Tied After 1st Qtr	1-2	4-2
Trailing After 1st Qtr	-	3-4
Leading at Half	4-1	24-2
Tied at Half	1-0	4-0
Trailing at Half	0-2	2-4
Leading After 3rd Qtr	5-1	29-1
Tied After 3rd Qtr	-	-
Trailing After 3rd Qtr	0-2	0-6
Overtime Games	1-1	1-1
When Scoring First	5-1	20-2
When Opp Scores First	0-2	9-5
Largest Halftime Lead	26	38
Largest Halftime Deficit	14	19
Scoring 20+ Points	5-3	29-6
Scoring 30+ Points	4-1	28-1
Scoring 40+ Points	4-0	25-0
Scoring 50+ Points	3-0	14-0
Allowing 20 or Less	1-0	16-0
Allowing 30 or Less	2-0	22-1
Decided by 3 or Less	0-1	1-1
Decided by 10 or Less	2-2	4-4
Rush <200 Yds	2-1	6-5
Rush for >200 Yds	3-2	23-2
Rush for >300 Yds	3-1	10-1
Pass for >200 Yds	4-1	27-5
Pass for >300 Yds	1-1	14-4
Pass for > 400 Yds	-	2-0
Total >400 Yds	5-3	28-6
Total >500 Yds	4-1	23-2
Total > 600 Yds	1-0	8-0
Total > 700 Yds	1-0	4-0
Opp. Rush <100 Yds	1-0	5-0
Opp. Pass <200 Yards	-	11-2
Opp. Total <300 Yards	-	6-0
Turnover Margin Positive	5-0	22-1
Turnover Margin Even	0-1	6-2
Turnover Margin Negative	0-2	1-4
Lead in Time of Possession	1-0	6-0
Trail in Time of Possession	4-3	23-7

**DUCKS SCORE IN ALL FACETS OF GAME**

If the Ducks aren't scoring on offense, they're probably finding the end zone on defense or special teams. Oregon leads the country in non-offensive TDs since 2010 with 36. Oregon scored its first non-offensive TD in 2015 at Michigan State on an 81-yard punt return by **JR WR Bralon Addison** and then added two more against Georgia State with an interception return by **SO S Tyree Robinson** and a fumble return by **SR LB Joe Walker**. The Ducks picked up their fourth non-offensive touchdown of the season on a 100-yard kick return by **SO S/WR Charles Nelson** at Arizona State.

**Most Non-Offensive TD's (2010-Present)**

Rank	Team	TD
1.	<b>Oregon</b>	<b>36</b>
	Oklahoma State	36
3.	Utah	33
4.	Houston	31
5.	Florida	30

**RUNNING WILD**

Oregon started the 2015 season with one of the best rushing games in school history. The Ducks rumbled for 485 yards on the ground in the win over Eastern Washington, the third most rushing yards in school history. Six different Ducks gained yardage with **SO RB Royce Freeman** leading the way with 180 yards.

**Top Single-Game Rushing Yards**

Yards	Opponent	Date
1. 528	Portland State	9/18/10
2. 500	Nicholls	8/31/13
3. <b>485</b>	<b>Eastern Washington</b>	<b>9/5/15</b>
4. 465	at Washington	10/20/07
5. 446	Washington State	10/27/01

**FREEMAN RANKS SIXTH IN NATION IN RUSHING WHILE LEADING PAC-12**

**SO RB Royce Freeman** heads into the California game sixth in the country in rushing yards. The Ducks' running back has gained 1,109 yards on 165 carries while scoring 11 rushing TDs (which is tied for 17th nationally). Freeman also leads the Pac-12 Conference in rushing, averaging 138.6 yards per game. Stanford's Christian McCaffrey is second with 132.5 yards per game.

**Rushing Yards**

Rk	Name (Team)	Carries	Yards
1.	Leonard Fournette (LSU)	176	1,352
2.	Brian Hill (WYO)	205	1,262
3.	Tyler Ervin (SJSU)	193	1,159
4.	Matt Breida (Ga. Southern)	122	1,158
5.	Ezekiel Elliott (OHST)	167	1,130
6.	<b>Royce Freeman (ORE)</b>	<b>165</b>	<b>1,109</b>

**FREEMAN ECLIPSES 2,000 YARDS RUSHING**

**SO RB Royce Freeman** became just the 16th Oregon Duck to surpass the 2,000-yard rushing plateau when he achieved the milestone in just his 21st career game against Washington State. Freeman is currently eighth on the career rushing list and needs 72 yards to pass **Ricky Whittle** (1992-95) for seventh all-time.

**All-Time Leading Rushers**

Rank	Name	Years	Total
1.	LaMichael James	2009-11	5,082
2.	Kenjon Barner	2009-12	3,623
3.	Derek Loville	1986-89	3,444
4.	Jonathan Stewart	2005-07	2,891
5.	Terrence Whitehead	2002-05	2,832
6.	Sean Burwell	1990-93	2,758
7.	Ricky Whittle	1992-95	2,545
8.	<b>Royce Freeman</b>	<b>2014-pr.</b>	<b>2,474</b>

**FREEMAN MOVING UP SINGLE-SEASON RUSHING LIST**

**SO RB Royce Freeman** is just the fourth player in Oregon history to rush for more than 1,000 yards in back-to-back seasons joining **Maurice Morris** (2000, 2001), **Onterio Smith** (2001, 2002) and **LaMichael James** (2009, 2010, 2011). Freeman rushed for 1,365 yards as a freshman, the sixth most all-time at Oregon. This season, he has gained 1,109 yards which ranks 15th on the single-season list. He is averaging over 138 yards per game this year. If he matches that amount against California he will move into eighth on the list, just 118 yards behind his season total from 2014.

**Single Season Rushing Yards**

Rank	Name	Year	Total
1.	LaMichael James	2011	1,805
2.	Kenjon Barner	2012	1,767
3.	LaMichael James	2010	1,731
4.	Jonathan Stewart	2007	1,722
5.	LaMichael James	2009	1,546
6.	<b>Royce Freeman</b>	<b>2014</b>	<b>1,365</b>
7.	Saladin McCullough	1997	1,343
8.	Reuben Droughns	1999	1,234
9.	Ahmad Rashad	1971	1,211
10.	Derek Loville	1988	1,202
11.	Jeremiah Johnson	2008	1,201
12.	Maurice Morris	2000	1,188
13.	Terrence Whitehead	2004	1,144
14.	Onterio Smith	2002	1,141
15.	<b>Royce Freeman</b>	<b>2015</b>	<b>1,109</b>

**FREEMAN GETS 12TH 100-YARD GAME**

**SO RB Royce Freeman** rushed for 112 yards on just 15 carries against Arizona State on Oct. 29 to notch his 12th career 100-yard rushing game. The Ducks' running back has six 100-yard games this season after gaining more than 100 yards six times as a true freshman. Freeman's 12 100-yard games is the fourth most in school history. He needs two more to tie **Kenjon Barner** (2009-12) and **Jonathan**

**CAREER START CHART**

Player	'11	'12	'13	'14	'15	All
Vernon Adams Jr. RS	(9)	(15)	(10)	5	39	
Rodney Hardrick	0	0	13	15	8	36
Tyler Johnstone RS	13	13	0	8	34	
DeForest Buckner	-	2	8	15	8	33
Cameron Hunt	-	-	7	14	6	27
Tyson Coleman RS	1	2	15	8	26	
Byron Marshall	-	-	10	12	4	26
Alex Balducci	-	1	0	15	8	24
Matt Hegarty	-	0	((2))	((11))	8	21
Royce Freeman	-	-	-	11	8	21
Reggie Daniels	-	RS	0	15	5	20
Bralon Addison	-	-	11	0	7	18
Dwayne Stanford	-	RS	0	13	5	18
Joe Walker	-	0	1	9	8	18
Tyrell Crosby	-	-	-	9	7	16
Evan Baylis RS	0	2	4	8	14	
Matt Pierson RS	0	0	7	7	14	
Pharoah Brown	-	-	5	8	0	13
Devon Allen	-	-	RS	11	2	13
Tyree Robinson	-	-	RS	1	8	9
Christian French RS	0	0	0	8	8	
Charles Nelson	-	-	-	1	6	7
Arrion Springs	-	-	-	0	7	7
Johnny Mundt	-	-	5	0	1	6
Chris Seisay	-	-	RS	3	2	5
Thomas Tynes	-	-	1	4	RS	5
Tui Talia	-	-	-	0	4	4
Henry Mondeaux	-	-	-	-	4	4
Glen Ihenacho	-	-	-	RS	3	3
Jeff Lockie	-	RS	-	-	3	3
Doug Brenner	-	-	RS	1	2	3
Darren Carrington	-	-	RS	2	1	3
Jake Piscarcik	-	-	RS	2	0	2
Ugo Amadi	-	-	-	-	2	2
Juwaan Williams	-	-	RS	0	2	2
Taj Griffin	-	-	-	-	1	1
Evan Voeller	-	-	RS	-	2	2

**Pac-12 Schedule**

**Week 10**  
 Saturday, Nov. 7  
 Stanford at Colorado, 10 a.m. (P12)  
 Arizona State at Washington State, 12:30 p.m. (FS1)  
 UCLA at Oregon State, 1:30 p.m. (P12)  
 Utah at Washington, 4:30 p.m. (FOX)  
 California at Oregon, 7:30 p.m. (ESPN2)  
 Arizona at USC, 7:30 p.m. (ESPN)

**2015 Pac-12 Preseason Poll**

North Division	
1. Oregon (37)	262
2. Stanford (8)	231
3. California	174
4. Washington	129
5. Washington State	89
6. Oregon State	60
South Division	
1. USC (32)	254
2. Arizona State (7)	200
3. UCLA (6)	180
4. Arizona	155
5. Utah	105
6. Colorado	46

Pac-12 Title Game Champion: USC (21 votes);  
 Others RV: **Oregon** (17), Arizona State (3), UCLA (2), Stanford (1)  
 First place votes in parenthesis ( )

Stewart (2005-07) for the second most. **LaMichael James** (2009-11) holds the school record with 26.

**100-Yard Rushing Games**

Rank	Name	Year	Total
1.	LaMichael James	2009-11	26
2.	Kenjon Barner	2009-12	14
	Jonathan Stewart	2005-07	14
4.	<b>Royce Freeman</b>	<b>2014-pr.</b>	<b>12</b>

**FREEMAN JOINS CAREER TD RUSHING LIST**

Twenty-three games into his career, **SO RB Royce Freeman** has already cracked the Oregon top 10 in career rushing touchdowns. The Ducks' leading rusher has scored 29 career rushing TDs which ranks in a tie with **Marcus Mariota** (2012-14) for fifth all-time. Freeman needs one more to tie **Jeremiah Johnson** (2005-08) for fourth. Freeman is also in the top 10 in total career TDs ranking seventh with 32. **Byron Marshall** is tied for 11th all-time with 27.

**Career Rushing TD's**

Rank	Name	Years	TD
1.	LaMichael James	2009-11	53
2.	Kenjon Barner	2009-12	41
	Derek Loville	1986-89	41
4.	Jeremiah Johnson	2005-08	30
5.	<b>Royce Freeman</b>	<b>2014-pr.</b>	<b>29</b>
	Marcus Mariota	2012-14	29

**Career Total TD's**

Rank	Name	Years	TD
1.	LaMichael James	2009-11	58
2.	Kenjon Barner	2009-12	50
3.	De'Anthony Thomas	2011-13	46
4.	Derek Loville	1986-89	45
5.	Bobby Moore	1969-71	36
6.	Jonathan Stewart	2005-07	33
7.	<b>Royce Freeman</b>	<b>2014-pr.</b>	<b>32</b>
11.	<b>Byron Marshall</b>	<b>2012-pr.</b>	<b>27</b>

**TOUCHDOWN FREEMAN!**

**RB Royce Freeman** picked up where he left off last season scoring touchdowns nearly every week the Ducks have played. The Ducks' leading rusher has scored 13 TDs (11 rushing) in the first eight games, including four games with multiple touchdowns and two games with three trips into the end zone. Freeman opened the season with three rushing TDs vs. Eastern Washington. He also scored three touchdowns vs. Washington State (2 rushing/1 receiving, while scoring twice at Colorado and at Arizona State. He has scored in every game this season except the Ducks win at Washington. Freeman needs two more rushing TDs to crack the single-season top 10 rushing TD list at Oregon, as well as needing two total TDs to crack the single-season overall TD list.

Freeman has made getting into the end zone a habit during his short career. The 2014

first-team all-Pac-12 pick capped one of the best seasons in Oregon Ducks history by a running back with a pair of TD runs in the Ducks' Rose Bowl win over Florida State on January 1. Freeman finished the season with 19 total touchdowns, including 18 rushing touchdowns. He is the Oregon freshman record holder in both categories, while finishing the 2014 season 12th in the nation in rushing TDs and 11th in total TDs. Freeman's best game as a freshman came when he rushed for four touchdowns in a win over Washington. The four rushing TDs were the most by a Duck since **Kenjon Barner** rushed for five against USC on Nov. 3, 2012. The Imperial, Calif., native had seven double-digit touchdown games last season.

Freeman made a run at scoring the most TDs by any player in Oregon history. His 18 rushing touchdowns tied for the third-most in school history and finished just three shy of tying the single-season school record. Freeman finished fourth in single-season total TDs, just five short of the school record.

**Single Season Total TD's**

Rank	Name	Year	TD
1.	LaMichael James	2010	24
2.	Kenjon Barner	2012	23
3.	LaMichael James	2011	20
4.	<b>Royce Freeman</b>	<b>2014</b>	<b>19</b>
5.	De'Anthony Thomas	2012	18
	De'Anthony Thomas	2011	18
7.	LaGarrette Blount	2008	17
8.	Marcus Mariota	2014	16
9.	Saladin McCullough	1996	15
	Ahmad Rashad	1969	15
	<b>Royce Freeman</b>	<b>2015</b>	<b>13</b>

**Single Season Rushing TDs**

Rank	Name	Year	TD
1.	Kenjon Barner	2012	21
	LaMichael James	2010	21
3.	<b>Royce Freeman</b>	<b>2014</b>	<b>18</b>
	LaMichael James	2011	18
5.	LaGarrette Blount	2008	17
6.	Marcus Mariota	2014	15
	Saladin McCullough	1996	15
8.	LaMichael James	2009	14
	Byron Marshall	2013	14
10.	Jeremiah Johnson	2008	13
	Derek Loville	1989	13
	Derek Loville	1988	13
	Jeremiah Masoli	2009	13
	<b>Royce Freeman</b>	<b>2015</b>	<b>11</b>

**FREEMAN'S 246 YARDS VS. WSU RANKS EIGHTH ALL-TIME IN SINGLE GAME RUSHING**

**SO RB Royce Freeman** rumbled for a career-high 246 yards on 27 carries against Washington State on Oct. 11. It was Freeman's first career 200-yard rushing game, as well as the eighth most rushing yards in Oregon history.

**Single-Game Rushing**

Name	Yards	Opponent	Date
1. Kenjon Barner	321	@USC	11/3/12
2. LaMichael James	288	@Arizona	9/24/11
3. Onterio Smith	285	@WSU	10/27/01
4. LaMichael James	257	Stanford	10/2/10
5. Jonathan Stewart	253	vs. USF	12/31/07
6. Jonathan Stewart	251	@UW	10/20/07
7. Ahmad Rashad	249	Utah	9/18/71
8. <b>Royce Freeman</b>	<b>246</b>	<b>WSU</b>	<b>10/10/15</b>

**FREEMAN'S EFFORT FOURTH BEST IN UO HISTORY**

In addition to his 246 rushing yards against Washington State, **SO RB Royce Freeman** also caught three passes for 46 yards and a touchdown. The 292 combined yards of rushing and receiving were the fourth most in school history.

**Top Rushing/Receiving Combo Games**

Rk	Player (Opp/Date)	Rush	Receive	Total
1.	Kenjon Barner (@USC/11-3-12)	321	36	347
2.	Ahmad Rashad (Utah/9-18-17)	249	89	338
3.	LaMichael James (@Ariz/11-24-11)	288	15	303
4.	<b>Royce Freeman (WSU/10-10/15)</b>	<b>246</b>	<b>46</b>	<b>292</b>
5.	Onterio Smith (@WSU/10-27-01)	285	0	285

**FREEMAN'S FAST START**

**SO RB Royce Freeman** opened the season with a then career-high 180 yards rushing and three TDs on 21 carries in the Ducks' win over Eastern Washington. Freeman bested his previous career high -- 169 yards vs. Washington -- by 11 yards on eight fewer attempts. The 100-yard game was the seventh of Freeman's career and his three rushing touchdowns marked the eighth time in 16 career games that the sophomore had rushed for multiple TDs. Freeman just missed another 100-yard game at Michigan State where he ran for 92 yards and a TD on 24 carries, before getting 101 yards on just 10 carries against Georgia State. Freeman had 77 yards in the loss to Utah, before picking up another 100-yard game with 163 yards at Colorado. He added a career-high 246 yards and two rushing TDs on 27 carries vs. Washington State before rushing for 138 yards on 27 carries in a win at Washington. Freeman continued his impressive season with 112 yards on just 15 carries with two TDs in a win at Arizona State.

**FREEMAN NAMED PAC-12 OFFENSIVE FRESHMAN OF YEAR IN 2014**

**Royce Freeman** was the latest Oregon freshman to make an immediate impact and be rewarded with Pac-12 Freshman Offensive Player of the Year honors. Freeman became the first true freshman in UO history to account for 1,000 rushing yards, compiling 1,365. He finished his freshman season sixth all-time in single-season rushing yardage at Oregon. The bruising back scored 19 total touchdowns, and his 114 points for the season ranked fifth all-time at Oregon. Freeman was the fourth Duck to be named Pac-12 Offensive

Freshman of the Year in the previous six years joining **LaMichael James** (2009), **De'Anthony Thomas** (2011) and **Marcus Mariota** (2012).

**FREEMAN 1 OF 6 PAC-12 FRESHMAN TO RUSH FOR OVER 1,000 YARDS ALL-TIME**

**Royce Freeman** put together a freshman season at Oregon that very few running backs in Pac-12 history can match. The Ducks tailback rushed for 1,365 yards, becoming just one of six running backs in the history of the league to run for more than 1,000 yards during their freshman seasons. Even more impressively, Freeman is one of just four players to gain 1,000 yards as a true freshman.

RB (True/Redshirt)	School	Year	Yards
1. <b>LaMichael James (RS)</b>	<b>Oregon</b>	<b>2009</b>	<b>1,526</b>
2. Nick Wilson (T)	Arizona	2014	1,375
3. <b>Royce Freeman (T)</b>	<b>Oregon</b>	<b>2014</b>	<b>1,365</b>
4. Jacquizz Rogers (T)	Oregon State	2008	1,253
5. Chris Polk (RS)	Washington	2009	1,113
6. Darrin Nelson (T)	Stanford	1977	1,069

**FREEMAN FIRST TRUE FROSH TO RUSH FOR 1,000 YARDS**

**Royce Freeman** compiled just the 21st 1,000-yard rushing season in Oregon history last year. The freshman finished with 1,365 yards and joined teammate **Byron Marshall** in the exclusive club that includes just 17 Oregon greats. Freeman ranked sixth in single-season rushing at Oregon. He also became just the second freshman to rush for over 1,000 yards as well as the first true freshman. **LaMichael James** gained 1,546 rushing yards as a redshirt freshman in 2009.

**FREEMAN FINISHES FRESHMAN CAMPAIGN WITH SIX 100-YARD GAMES**

After barely missing rushing for a 100 yards in back-to-back games with 98 vs. Stanford and 99 at Utah, **Royce Freeman** picked up his fourth, fifth and sixth 100-yard games of the season in 2014 when he ran for 105 and two touchdowns against Colorado on Nov. 22, 135 yards at Oregon State on November 29 and 114 yards vs. Arizona in the Pac-12 Championship game. Freeman had recorded back-to-back-to-back 100-yard games once earlier in his freshman season. Freeman picked up his first 100-yard effort with 121 yards and two touchdowns on 18 carries in a win at UCLA on Oct. 11. He followed that with a season-high 169 yards and a season-best four TDs on 29 carries in a win over Washington. Freeman made it three straight 100-yard games with 112 yards and two touchdowns on 22 carries in a win over Cal. Freeman's first three straight 100-yard games were the first back-to-back-to-back 100-yard outings since **Byron Marshall** had a streak of five straight in 2013 starting with Cal on Sept. 28 and ending with UCLA on Oct. 26.

**ADDISON JOINS 100-CATCH CLUB:**

**JR WR Bralon Addison** became just the 27th player in Oregon history to catch 100 passes during his career when he caught numbers 100 and 101 at Colorado on Oct. 3. Addison is closing in on the all-time top 10 at UO. He added six receptions at Arizona State to move to within 11 catches of tying **Ahmad Rashad** (FKA Bobby Moore) for 10th all-time.

**Career Receptions**

Rank	Name	Years	PC
1.	Jeff Maehl	2007-10	178
	Samie Parker	2000-03	178
3.	Jaison Williams	2005-08	174
4.	Keenan Howry	1999-02	173
5.	Demetrius Williams	2002-05	162
	Cristin McLemore	1992-95	162
7.	Tony Hartley	1996-99	160
8.	Josh Huff	2010-13	144
9.	Terrence Whitehead	2002-05	134
10.	Ahmad Rashad	1969-71	131
	<b>Bralon Addison</b>	<b>2012-pr.</b>	<b>120</b>

**ADDISON BACK IN A BIG WAY**

After missing all of the 2014 season with a knee injury, **JR WR Bralon Addison's** return to the lineup has been more than impressive. Through eight games, the Houston, Texas native leads Oregon with 37 catches for 453 yards and four touchdowns. He also tossed a TD pass on a reverse in Oregon's win at Colorado, rushed for a TD in Oregon's win at Washington and returned a punt for a touchdown at Michigan State.

In his first game back against Eastern Washington, he caught three passes for 24 yards, including his first TD since October 26, 2013. Then against Michigan State, Addison put together one of the best all-around games of his career, finishing with seven catches for 138 yards, while returning a punt 81 yards for a touchdown. His 236 all-purpose yards were a career high, while the 100-yard receiving game was the third of Addison's career and the touchdown on the punt return was his third career punt return TD. Addison's three punt returns for TDs is one fewer than the school record held by **Cliff Harris** (2009-11) and **Keenan Howry** (1999-02).

Addison added three catches for 23 yards against Georgia State, but more notably took a handful of snaps at quarterback where he rushed for nine yards on three carries and also pitched to **FR RB Taj Griffin** on an option play that resulted in the freshman's first career TD. Against Utah, Addison had a team-high three catches including a six-yard TD reception. In the Washington State game he led the team with 8 catches for 62 yards and a TD and then matched a team high with five catches for 78 yards in a win at Washington with a rushing TD. Against Arizona State, Addison led the team

**OREGON IN THE POLLS**

Week	AP	USA	CFP
Preseason	7	5	-
Sept. 8	7	5	-
Sept. 13	12	13	-
Sept. 20	13	13	-
Sept. 27	RV	24	-
Oct. 4	RV	RV	-
Oct. 11	--	--	-
Oct. 18	--	RV	-
Oct. 25	--	RV	-
Nov. 1	--	RV	--
Nov. 8			
Nov. 15			
Nov. 22			
Nov. 29			
Dec. 6			
Dec. 13			
Final			

**Associated Press Top 25**

1	Ohio State(39)	8-0	1465
2	Baylor(6)	7-0	1408
3	Clemson(6)	8-0	1381
4	LSU(5)	7-0	1346
5	TCU(4)	8-0	1336
6	<b>Michigan State</b>	<b>8-0</b>	<b>1249</b>
7	Alabama(1)	7-1	1160
8	Notre Dame	7-1	1019
9	<b>Stanford</b>	<b>7-1</b>	<b>1014</b>
10	Iowa	8-0	954
11	Florida	7-1	923
12	Oklahoma State	8-0	879
13	<b>Utah</b>	<b>7-1</b>	<b>809</b>
14	Oklahoma	7-1	712
15	Memphis	8-0	683
16	Michigan	6-2	613
17	Florida State	7-1	571
18	Houston	8-0	466
19	Ole Miss	7-2	414
20	Toledo	7-0	366
21	North Carolina	7-1	248
22	UCLA	6-2	190
23	Temple	7-1	175
24	Mississippi State	6-2	144
25	Texas A&M	6-2	101

**USA Today Coaches Poll**

1	Ohio State(48)	8-0	1574
2	Baylor(9)	7-0	1481
3	TCU(4)	8-0	1441
4	LSU(1)	7-0	1388
5	Clemson(2)	8-0	1377
6	<b>Michigan State</b>	<b>8-0</b>	<b>1337</b>
7	Alabama	7-1	1223
8	<b>Stanford</b>	<b>7-1</b>	<b>1069</b>
9	Notre Dame	7-1	1068
10	Oklahoma State	8-0	978
11	Iowa	8-0	968
12	Florida	7-1	942
13	Oklahoma	7-1	819
14	<b>Utah</b>	<b>7-1</b>	<b>770</b>
15	Florida State	7-1	693
16	Memphis	8-0	652
17	Michigan	6-2	587
18	Houston	8-0	505
19	Ole Miss	7-2	436
20	Toledo	7-0	396
21	North Carolina	7-1	215
22	UCLA	6-2	199
23	Temple	7-1	164
24	Texas A&M	6-2	148
25	Mississippi State	6-2	104

Oregon Opponents in **Bold**

with six catches for 88 yards with a crucial TD catch in the third overtime in a Ducks' win.

**ADDISON NAMED PAC-12 POW AFTER MICHIGAN STATE GAME**

**JR WR Bralon Addison** was named the Pac-12 Special Teams Player of the Week after returning an 81-yard punt for a touchdown at Michigan State on Sept. 12. The award was the second of Addison's career with the first coming after he returned two punts for touchdowns against California on Sept. 28, 2013.

**WELCOME BACK CARRINGTON**

**SO WR Darren Carrington** provided a much needed spark to Oregon's offense in his first two games of action in the wins at Washington and Arizona State. Against UW, Carrington led the team in catches (tied w/ 5), receiving yards (125) and touchdown catches (2). In the Arizona State game he had a team-high 107 yards on five catches with a touchdown. The two 100-plus yard receiving games ran his streak to four straight games with 100-yards or more receiving. He finished his freshman season with back-to-back monster games in the Pac-12 Championship game and the Rose Bowl, combining to catch 14 passes for 291 yards and three TDs. Over his last four games, he has 24 catches for 523 yards and six touchdowns.

**Carrington's Last Four Games**

Opponent	Catches	Yards	YPC	TD
vs. Arizona	7	126	18.0	1
vs. Florida State	7	165	23.6	2
at Washington	5	125	25.0	2
at Arizona State	5	107	21.4	1
<b>Totals</b>	<b>24</b>	<b>523</b>	<b>21.8</b>	<b>6</b>

**BUCKNER CLOSING IN ON TFL TOP 10**

**SR DE DeForest Buckner** continues to make plays for the Oregon defense along the line of scrimmage. Buckner has 11.0 tackles for loss this season (including 6.0 sacks) to run his career total to 30.0 TFL. The Honolulu native needs just 2.5 more tackles for loss to crack the all-time top 10 at Oregon.

**Career Tackles For Loss**

Rank	Name	Years	TFL
1.	Saul Patu	1997-00	53.0
2.	Nick Reed	2005-08	51.5
3.	Devan Long	2002-05	48.0
4.	Kevin Mitchell	2000-03	44.0
5.	Ernest Jones	1990-93	43.0
6.	Matt LaBounty	1988-91	41.0
7.	Reggie Jordan	1993-96	40.0
8.	Kenny Rowe	2007-10	37.5
9.	Romeo Bandison	1990-93	35.0
10.	Will Tukuafu	2007-09	32.5
	<b>DeForest Buckner</b>	<b>2012-pr.</b>	<b>30.0</b>

**TWO DUCK CHUCK**

**SO WR/S Charles Nelson** made his debut on defense against Washington State and finished with a team-high 12 tackles and two

pass breakups. The Daytona Beach, Fla. native became the first player to play both offense and defense in the same season since **Koa Ka'ai** did it during the 2012 season. While making the move to defense, Nelson didn't give up his duties on offense. He also took snaps against the Cougars on offense, where the sophomore is the team's fourth leading receiver with 12 catches for 197 yards and a touchdown. Nelson added his second double-digit tackle game in just his third start on defense finishing with 15 tackles in a triple overtime win at Arizona State. Nelson became the first Duck with 15 tackles in a game since **Michael Clay** had 20 vs. Stanford in 2012.

**CHUCK-A-RAMA**

**SO S/WR/KR Charles Nelson** offers a buffet of talent for Oregon's coaches to feast on. Not only has he started games on offense and defense this season, but he may be Oregon's top special team's player both covering and returning kicks. Nelson, who has a pair of punt returns for touchdowns as a true freshman last season, picked up his first career kick return for a TD covering 100 yards against Arizona State in a triple overtime win on October 29. Nelson's kick return matched **Kenjon Barner** (Oct. 10, 2009 at UCLA) for the second-longest kick return in school history. Nelson was named Pac-12 Player of the Week and to the Paul Hornung Award week nine honor roll for his play at Arizona State.

**GRIFFIN GIVES DUCKS 1-2 PUNCH IN BACKFIELD**

True **FR RB Taj Griffin** made his biggest impact on a game to date when he rushed for a season-high 110 yards on just 11 carries in Oregon's win over Colorado. He followed that effort against Washington State narrowly missing back-to-back 100-yard games with 96 yards on 11 carries. The Powder Springs, Ga., native is Oregon's second-leading rusher with 374 yards on just 49 carries, and a team-high (minimum 11 carries) 7.6 yards per rush. Griffin has brought big-play ability to the Ducks' offense, accounting for five of UO's 17 longest plays on the season and six of the team's 39 explosive (25 yards or longer) plays overall. He had a 62-yard run vs. Colorado, a 61-yard jaunt vs. Eastern Washington, a 49-yard gain and a 43-yard carry against Washington State, a 48-yard rush vs. Utah, and a 26-yard reception at Colorado. Griffin's 7.63 yards per carry ranks 15th nationally.

**SCHNEIDER CONTINUES TO IMPRESS**

**SO PK Aidan Schneider** became the first Oregon kicker to make four field goals in a game since **Morgan Flint** did it on October 31, 2009, in a 47-20 win over USC, when the Portland product drilled all four of his attempts in Oregon's 61-28 win over Georgia State. Schneider converted two first-quarter

field goals to put the Ducks in front 13-7 and then added two more in the second quarter. Schneider was good from 40 yards on three of the attempts and from 26 yards on the fourth. He ended the game with 19 total points after going 7-for-7 on extra points as well. His 11 consecutive made place kicks vs. the Panthers tied the UO single-game record, accomplished most recently by **Eric Solis** vs. New Mexico in 2010.

Schneider has solidified the kicking position for UO over the last two seasons. He's converted on 13 of his 14 field goals this season after making 11 of 12 last year. During his two seasons, Schneider is 5-for-5 from 40+ yards with a career long of 42 yards. He is also 9-for-10 from 30 to 39 yards, and 10-for-11 from 20 to 29 yards.

**WHOA-GONE**

**JR K Matt Wogan** has turned into a weapon on kickoffs for Oregon. The Ducks' kicker has touchbacks on 65.52 percent of his kickoffs in 2015, including 30 of 43 in the last six games (2 of the 13 kickoffs that didn't result in touchbacks were from the 20-yard line). Overall, Wogan ranks eighth in the nation in kickoff average (64.31 ypk), fifth in touchbacks (38) and 14th in touchback percentage.

**RETURN MEN**

The 2015 Oregon roster has 47 letterwinners, including 14 starters - 8 on offense and six on defense - from last season. By comparison, the 2014 squad had 48 returning lettermen and 16 starters.

**LIGHTNING STRIKES**

Of Oregon's 36 drives for touchdowns in regulation this season, 15 (41.7 percent) have lasted two minutes or less. Eleven others lasted less than three minutes. Oregon's most time-consuming scoring drive this season covered 78 yards on 13 plays at Washington and took 5 minutes and 24 seconds. In 2014, Oregon had 86 drives resulting in touchdowns and 42 (48.8 percent) lasted two minutes or less.

**EXPLOSION PLAYS**

A staple of Oregon's blur offense in recent years has been "explosion plays" of 25 yards or more from scrimmage. In eight games this season Oregon has had 39 with 10 going for touchdowns. The Ducks had 68 in 2015 with 23 of those plays resulting in touchdowns.

- 87 - Alie rush vs. GSU\*
- 64 - Freeman rush\*
- 62 - Benoit rush\*
- 62 - Taj Griffin rush at COLO
- 61 - Taj Griffin rush vs. EWU
- 49 - Freeman rush vs. WSU
- 48 - Stanford rec. at UW (Adams Jr.)
- 48 - Taj Griffin rush vs. Utah

- 46 - Carrington rec. vs. ASU (Adams Jr.)
  - 46 - Stanford rec. vs. EWU (Adams Jr.)
  - 44 - Addison rec. at UW (Adams Jr.)
  - 44 - Nelson rec. vs. GSU (Lockie)
  - 43 - Taj Griffin rush vs. WSU
  - 43 - J. Brown rec. at COLO (Alie)\*
  - 42 - Freeman rush vs. WSU
  - 39 - Carrington rec. vs. ASU (Adams Jr.)\*
  - 39 - Taj Griffin rush vs. WSU
  - 39 - Nelson rec at COLO (Addison)\*
  - 39 - Stanford rec. vs. EWU (Adams Jr.)
  - 36 - Carrington rec. at UW (Adams Jr.)\*
  - 35 - Lockie rush vs. WSU
  - 35 - Stanford rec. vs. GSU (Lockie)\*
  - 35 - Freeman rush vs. EWU
  - 33 - Freeman rec. vs. Utah (Lockie)
  - 31 - Freeman rec. vs. WSU (Lockie)
  - 30 - Freeman rush vs. WSU
  - 30 - Addison rec. at MSU (Adams Jr.)
  - 29 - Carrington rec. at UW (Adams Jr.)
  - 29 - Freeman rush at COLO\*
  - 28 - Freeman rec. at ASU (Adams Jr.)
  - 27 - Carrington rec. at UW (Adams Jr.)
  - 26 - Taj Griffin rec. at COLO (Alie)
  - 26 - Nelson rec. vs. Utah (Lockie)
  - 26 - Benoit rush vs. EWU
  - 25 - Stanford rec. at ASU (Adams Jr.)\*
  - 25 - Marshall rec. at MSU (Adams Jr.)
  - 25 - Addison rec. at MSU (Adams Jr.)
  - 25 - Addison rec. at MSU (Adams Jr.)
  - 25 - Marshall rec. vs. EWU (Adams Jr.)
- \* indicates touchdown

**FRESHMANIA**

Youth is going to play a big part in Oregon's success in 2015. Six true freshmen (**Taj Griffin**, **Kirk Merritt**, **Ugo Amadi**, **Kaulana Apelu**, **Fotu Leiato** and **Rex Manu**) saw action in the Ducks' season-opening win over Eastern Washington. A seventh (**Canton Kaumatule**) made his first appearance at Michigan State.

**DRESSED FOR SUCCESS**

For the fourth year in a row, the Ducks are taking the field wearing the fully integrated Nike uniform system that debuted at the 2012 Rose Bowl. The uniform incorporates pinnacle performance innovation and design while providing enhanced thermoregulation and more durability with the inclusion of Nike Chain Maille Mesh - a lightweight ultra-breathable material - used in both the jersey and the pant. The Ducks will also utilize Nike Mach Speed uniform elements from their 2015 College Football Playoff kits.

**2015 Combinations**

WK	Helmet	Jersey	Pants
1	Yellow	Black	Yellow
2	Galaxy White	White	Gray
3	Black	Yellow	Yellow
4	Green (a)	Green (a)	Green (a)
5	Yellow	White	Yellow
6	Gray (b)	Gray (b)	Gray (b)
7	Green (a)	White	Green (a)
8	Gray	White	White

(a) Fighting Ducks Apple Green  
(b) Oregon Pioneers Football Uniforms

**COACHING CONTINUITY**

An often overlooked facet of Oregon's run of success has been the continuity of its coaching staff. Third-year head coach **Mark Helfrich** is in his seventh season on staff, but he is supported by several assistants who have served the last three UO head coaches. Running backs coach **Gary Campbell** is in his 33rd year on the Oregon staff, which is the longest tenure of any Oregon assistant football coach in school history. In addition, offensive line coach and running game coordinator **Steve Greatwood** enters his 29th season at UO, while second-year defensive coordinator **Don Pellum** is in his 23rd campaign.

**HOUSE OF LOUD**

With a standing room only crowd of 57,775 at Autzen Stadium on Oct. 10 vs. Washington State, the Ducks ran the nation's third-longest sellout streak to 107 consecutive games (cap. 54,000), dating back to 1999.

**NON-CONFERENCE SUCCESS**

Since 2000, Oregon is 39-7 in regular season, out-of-conference contests, earning notable victories against the likes of Oklahoma, Wisconsin, Michigan (x2) and Michigan State. During that stretch, the Ducks are 3-1 against the SEC, 6-3 vs. the Big Ten, 1-1 vs. the Big 12, 5-0 against the Mountain West, 12-2 vs. the WAC, 2-0 against Conference USA and the Sun Belt, and 8-0 vs. FCS teams.

**AP POLL STREAK**

Consecutive Final AP Poll Appearances

No.	Team	Last Yr out (Record)
8	<b>Oregon</b>	<b>2006 (7-6, NR)</b>
7	Alabama	2007 (7-6, NR)

**10-WIN SEASONS**

Consecutive 10-win seasons in modern era

	10	11	12
1.	Florida State	14	1987-2000
2.	Texas	9	2001-09
3.	Virginia Tech	8	2004-11
	Miami (Fla.)	8	1985-92
<b>5.</b>	<b>Oregon</b>	<b>7</b>	<b>2008-present</b>
	Alabama	7	2008-present
	Boise State	7	2006-12
	USC	7	2002-08

**NATION'S BEST HOME WINNING PERCENTAGE (1997-present)**

Team	Record	PCT
1. Boise State	110-10	.917
2. Ohio State	116-14	.892
3. Oklahoma	99-13	.884
<b>4. Oregon</b>	<b>100-20</b>	<b>.833</b>
5. Georgia	98-21	.824
6. Florida	99-22	.818
7. LSU	106-24	.815
8. Nebraska	106-25	.809
9. Virginia Tech	96-25	.793
10. Texas	91-24	.791

**NATION'S BEST CONFERENCE WINNING PERCENTAGE (1997-present)**

Team	Record	PCT
1. Boise State	120-17	.876
2. Ohio State	118-30	.797
3. Florida State	117-31	.791
4. Oklahoma	118-41	.742
<b>5. Oregon</b>	<b>115-44</b>	<b>.723</b>
6. Florida	109-44	.712
7. BYU	75-31	.708
8. Virginia Tech	101-42	.706
9. TCU	104-45	.698
10. Texas	108-47	.697
11. USC	108-50	.684
12. Fresno State	98-49	.667
13. LSU	101-52	.660
14. Miami (Fla.)	89-51	.636
15. West Virginia	79-55	.590

**HIGHEST SCORING TEAMS (1997-present)**

Team	Games	Points	Avg.
1. Boise State	238	9,250	38.87
<b>2. Oregon</b>	<b>236</b>	<b>8,597</b>	<b>36.43</b>
3. Oklahoma	241	8,497	35.26
4. Texas Tech	231	7,982	34.55
5. Kansas State	233	7,944	34.09
6. Texas	236	7,982	33.82
7. USC	236	7,798	33.04
8. Florida	232	7,571	32.63
9. TCU	230	7,375	32.07
10. Hawaii	241	7,455	30.93

**WINS BY WEST COAST TEAMS (1997-present)**

Team	Wins
1. Boise State	194
<b>2. Oregon</b>	<b>175</b>
3. USC*	171
4. Utah	151
5. BYU	150
6. Fresno State	140
7. UCLA	135
8. Arizona State	128
9. Oregon State	126
10. Hawaii	118

\*Includes wins since vacated by the NCAA

**2015 PLAYERS OF THE WEEK**

**Vernon Adams Jr.**

Week 9

•Pac-12 Player of the Week (Offense)

**Bralon Addison**

Week 2

•Pac-12 Player of the Week (special teams)

Week 7

•Paul Hornung Award Honor Roll (most versatile player)

**Charles Nelson**

Week 9

•Paul Hornung Award Honor Roll (most versatile player)

•Pac-12 Player of the Week (Special Teams)

**DUCKS ON WATCH LISTS**

**DeForest Buckner, Sr., DE**

•Ted Hendricks Award\* (defensive end)

•Bednarik Award (defensive player)

•Bronko Nagurski Trophy (defensive player)

•Rotary Lombardi Award (lineman/linebacker)

*\*Midseason Watch List*

**Royce Freeman, So., RB**

•Maxwell Award\* (player of the year)

•Doak Walker Award (running back)

*\*Semifinalist*

**Matt Hegarty, Sr., C**

•Rimington Trophy (center)

**Tyler Johnstone, Jr., OT**

•Outland Trophy (interior lineman)

•Rotary Lombardi Award (lineman/linebacker)

**Byron Marshall, Sr., WR**

•Biletnikoff Award (wide receivers)

•Paul Hornung Award (most versatile player)

**Johnny Mundt, Jr., TE**

•John Mackey Award (tight end)

**Charles Nelson, So., WR**

•Paul Hornung Award (most versatile player)

**Aidan Schneider, So., K**

•Lou Groza Award (placekicker)

**Thomas Tyner, Jr., RB**

•Doak Walker Award (running back)

**OREGON DUCKS ON NFL ROSTERS (as of Nov. 2)**

Player	Team	Position
Alonso, Kiko	Philadelphia Eagles	Linebacker
Armstead, Arik	San Francisco 49ers	Defensive End
Bair, Brandon	Philadelphia Eagles	Defensive End
Barner, Kenjon	Philadelphia Eagles	Running Back
Blount, LeGarrette	New England	Running Back
Byrd, Jairus	New Orleans Saints	Safety
Clemens, Kellen	San Diego Chargers	Quarterback
Chung, Patrick	New England Patriots	Safety
Dickson, Ed	Carolina Panthers	Tight End
Ekpre-Olomu, Ifo (RES)	Cleveland Browns	Cornerback
Fisher, Jake	Cincinnati Bengals	Tackle
Jordan, Dion (SUS)	Miami Dolphins	Defensive End
Grasu, Hroniss	Chicago Bears	Center
Hart, Taylor	Philadelphia Eagles	Defensive End
Hill, Troy (PS)	Cincinnati Bengals	Cornerback
Huff, Josh	Philadelphia Eagles	Wide Receiver
Long, Kyle	Chicago Bears	Guard
Mariota, Marcus	Tennessee Titans	Quarterback
Matthews, Casey (RES)	Minnesota Vikings	Linebacker
Mitchell, Terrance	Chicago Bears	Cornerback
Ngata, Haloti	Detroit Lions	Defensive Tackle
Paysinger, Spencer	Miami Dolphins	Linebacker
Pleasant, Eddie	Houston Texans	Safety
Schwartz, Geoff	New York Giants	Guard/Tackle
Stewart, Jonathan	Carolina Panthers	Running Back
Thomas, De'Anthony	Kansas City Chiefs	Wide Receiver
Thurmond, Walter	Philadelphia Eagles	Cornerback
Tukuafu, Will	Seattle Seahawks	Fullback
Unger, Max	New Orleans Saints	Center
Ward, T.J.	Denver Broncos	Safety
Weems, Darrion (PS)	Dallas Cowboys	Tackle
Williams, Brandon	Miami Dolphins	Tight End

PS - Practice Squad • RES - Injured/Reserve • SUS - Suspended



**NOTABLES**

<b>500 Yards Total Offense</b>		
Vernon Adams Jr.	2015	Career
	0	1
<b>400 Yards Total Offense</b>		
Vernon Adams Jr.	2015	Career
	0	10
<b>400 Yards Passing</b>		
Vernon Adams Jr.	2015	Career
	0	7
<b>300 Yards Passing</b>		
Vernon Adams Jr.	2015	Career
	2	22
<b>Multiple TD Passing Games</b>		
Vernon Adams Jr.	2015	Career
	3	30
Jeff Lockie		2
<b>3 (or more) TD Passing Games</b>		
Vernon Adams Jr.	2015	Career
	1	18
<b>4 (or more) TD Passing Games</b>		
Vernon Adams Jr.	2015	Career
	1	14
<b>5 (or more) TD Passing Games</b>		
Vernon Adams Jr.	2015	Career
	0	8
<b>6 (or more) TD Passing Games</b>		
Vernon Adams Jr.	2015	Career
	0	3
<b>7 TD Passing Games</b>		
Vernon Adams Jr.	2015	Career
	0	1
<b>200 Yards Rushing</b>		
Royce Freeman	2015	Career
	1	1
<b>100 Yards Rushing</b>		
Royce Freeman	2015	Career
	6	12
Byron Marshall		0
Thomas Tyner		0
Taj Griffin		1
<b>Multiple TD Rushing Games</b>		
Royce Freeman	2015	Career
	4	11
Byron Marshall		0
Thomas Tyner		0
Vernon Adams Jr.		0
Tony Brooks-James		1
<b>3 (or more) TD Rushing Games</b>		
Royce Freeman	2015	Career
	1	2
Byron Marshall		0
<b>4 TD Rushing Games</b>		
Royce Freeman	2015	Career
	0	1
<b>100 Yards Receiving</b>		
Darren Carrington	2015	Career
	2	4
Byron Marshall		0
Bralon Addison		1
Devon Allen		0
Charles Nelson		0
Dwayne Stanford		0
Johnny Mundt		0
<b>Multiple TD Receiving Games</b>		
Dwayne Stanford	2015	Career
	1	3
Darren Carrington		1
Devon Allen		0
Byron Marshall		0
Charles Nelson		0
Bralon Addison		0
Johnny Mundt		0
<b>Double Digit Tackles</b>		
Charles Nelson	2015	Career
	2	2
Reggie Daniels		1
Tyree Robinson		1
Arrion Springs		1
Joe Walker		1
DeForest Buckner		0
Rodney Hardrick		0
<b>Interceptions</b>		
Tyree Robinson	2015	Career
	3	3
Ugo Amadi		2
Rodney Hardrick		0
Chris Seisay		1
Arrion Springs		1
Joe Walker		1
Juwaan Williams		1
Tyson Coleman		0
Reggie Daniels		0
Danny Mattingly		0
<b>Punt Return TDs</b>		
Bralon Addison	2015	Career
	1	3
Charles Nelson		0
<b>Kick Return TDs</b>		
Charles Nelson	2015	Career
	1	1

**200-YARD RUSHING GAMES**

<b>ROYCE FREEMAN (1)</b>			
<b>Yds</b>	<b>Att</b>	<b>Opponent</b>	<b>Yr</b>
246	27	Washington State	2015

**100-YARD RUSHING GAMES**

<b>ROYCE FREEMAN (12)</b>			
<b>Yds</b>	<b>Att</b>	<b>Opponent</b>	<b>Yr</b>
246	27	Washington State	2015
180	21	Eastern Washington	2015
169	29	Washington	2014
163	27	@Colorado	2015
138	27	@Washington	2015
135	22	@Oregon State	2014
121	18	@UCLA	2014
114	21	vs. Arizona	2014
112	15	@Arizona State	2015
112	22	vs. California	2014
105	17	Colorado	2014
101	10	Georgia State	2015

<b>BYRON MARSHALL (7)</b>			
<b>Yds</b>	<b>Att</b>	<b>Opponent</b>	<b>Yr</b>
192	21	Washington State	2013
133	19	UCLA	2013
130	19	California	2013
125	13	Tennessee Tech	2012
124	8	Nicholls	2013
122	23	@Colorado	2013
106	19	@Washington	2013

<b>THOMAS TYNER (2)</b>			
<b>Yds</b>	<b>Att</b>	<b>Opponent</b>	<b>Yr</b>
140	22	Oregon State	2013
124	13	vs. Florida State	2014

<b>TAJ GRIFFIN (1)</b>			
<b>Yds</b>	<b>Att</b>	<b>Opponent</b>	<b>Yr</b>
110	11	@Colorado	2015

**100-YARD RECEIVING GAMES**

<b>DARREN CARRINGTON (4)</b>			
<b>Yds</b>	<b>Rec</b>	<b>Opponent</b>	<b>Yr</b>
165	7	vs. Florida State	2014
126	7	vs. Arizona	2014
125	5	@Washington	2015
107	5	@Arizona State	2015

<b>BYRON MARSHALL (4)</b>			
<b>Yds</b>	<b>Rec</b>	<b>Opponent</b>	<b>Yr</b>
169	8	vs. Ohio State	2014
138	8	South Dakota	2014
133	4	vs. California	2014
131	6	@Oregon State	2014

<b>BRALON ADDISON (3)</b>			
<b>Yds</b>	<b>Rec</b>	<b>Opponent</b>	<b>Yr</b>
158	6	@Colorado	2013
157	8	@Washington	2013
138	7	@Michigan State	2015

<b>DEVON ALLEN (2)</b>			
<b>Yds</b>	<b>Rec</b>	<b>Opponent</b>	<b>Yr</b>
142	8	@Washington State	2014
110	3	Michigan State	2014

<b>JOHNNY MUNDT (1)</b>			
<b>Yds</b>	<b>Rec</b>	<b>Opponent</b>	<b>Yr</b>
121	5	Tennessee	2013

<b>CHARLES NELSON (1)</b>			
<b>Yds</b>	<b>Rec</b>	<b>Opponent</b>	<b>Yr</b>
104	7	vs. Arizona	2014

<b>DWAYNE STANFORD (1)</b>			
<b>Yds</b>	<b>Rec</b>	<b>Opponent</b>	<b>Yr</b>
103	6	vs. California	2014

**STREAKS**

<b>Consecutive Games w/ TD</b>	
Darren Carrington	4
Bralon Addison	3
Kani Benoit	1
Royce Freeman	1
Charles Nelson	1
Dwayne Stanford	1
<b>Consecutive Games w/ TD Pass</b>	
Vernon Adams Jr.	5
Jeff Lockie	1
<b>Consecutive Games w/ Reception</b>	
Bralon Addison	21
Byron Marshall	20
Darren Carrington	6
Dwayne Stanford	2
Evan Baylis	2
Royce Freeman	1
Jalen Brown	1
Devon Allen	1
<b>Consecutive Games w/ Multiple Receptions</b>	
Bralon Addison	21
Darren Carrington	4
Dwayne Stanford	1
Royce Freeman	1
Evan Baylis	1
Jalen Brown	1
<b>Consecutive Games TD Catch</b>	
Darren Carrington	4
Bralon Addison	1
Dwayne Stanford	1
<b>Consecutive Games w/ Double-Digit Tackles</b>	
Reggie Daniels	1
Charles Nelson	1
<b>Consecutive Games w/ Interception</b>	
Tyree Robinson	1
Arrion Springs	1
<b>Consecutive Games w/ Sack</b>	
Alex Balducci	4
Henry Mondeaux	4
DeForest Buckner	3
Tui Talia	2
Tyson Coleman	1
<b>Consecutive Oregon Starts</b>	
Rodney Hardrick	36
DeForest Buckner	27
Alex Balducci	23
Tyson Coleman	23
Evan Baylis	10
Royce Freeman	8
Christian French	8
Tyler Johnstone	8
Matt Hegarty	8
Tyree Robinson	8
Joe Walker	8
Bralon Addison	6
Arrion Springs	4
Charles Nelson	3
Dwayne Stanford	3
Vernon Adams Jr.	2
Evan Voeller	2
Darren Carrington	1
Matt Pierson	1
Doug Brenner	1
Henry Mondeaux	1
Reggie Daniels	1

## 2015 OREGON DEPTH CHART • GAME 9 • CALIFORNIA

### OFFENSE

<b>WR</b> 88	Dwayne Stanford (6-5, 205, Jr.)	Needs 14 yards to reach 1,000-yard career receiving milestone; has one career 100-yard receiving game
7	Darren Carrington (6-2, 195, So.)	Averaging 116 rec. yards per game in 2015; 4 straight 100-yard receiving games; 64 yards to 1,000 career
<b>WR</b> 13	Devon Allen (6-0, 185, So.)	2 starts this season; 7 catches for 64 yards in 2015; 41 catches, 684 receiving yards and 7 TDs in 2014
15	Jalen Brown (6-1, 200, Fr.)	Scored 1st career TD at CU on 43-yard reception; 6 catches for 81 yards in 2015; played in all 8 games
<b>WR</b> 2	Bralon Addison (5-10, 190, Jr.)	Only player in country w/ receiving, rushing, passing and punt return TDs; 120 career receptions for 1,586 yards and 14 TDs
11	Kirk Merritt (5-11, 205, Fr.)	2 receptions for 18 yards at UW; caught 1st career pass (5 yard reception) vs. GSU; played in 1st 7 games
<b>LT</b> 64	Tyler Johnstone (6-6, 295, Sr.)	Made 34th career start at ASU; returned to field in 2015 after missing last season w/ knee injury
74	Elijah George (6-5, 290, So.)	Has appeared in 3 games; redshirted as a freshman, missed 2014 due to injury.
<b>LG</b> 62	Matt Pierson (6-6, 285, Sr.)	Returned vs. ASU after missing UW game; 14 career starts split between LG, RT and RG; originally a walk on
79	Evan Voeller (6-5, 290, So.)	Made 1st two career starts at LG vs. UW & ASU; played in 15 career games including all 8 in 2015
<b>C</b> 72	Matt Hegarty (6-4, 294, Sr.)	Graduate transfer from Notre Dame; started 21 games during career; on Rimington Trophy watch list
57	Doug Brenner (6-2, 305, So.)	Started ASU & GSU games at RG; saw action in 7 games; brother of former UO volleyball All-American Liz Brenner
<b>RG</b> 78	Cameron Hunt (6-4, 290, Jr.)	Has 27 career starts; returned to starting lineup vs. Utah after missing GSU game; did not start at ASU
76	Jake Pisarcik (6-2, 300, So.)	Started two games as RS freshman in 2014; 1st start at RG vs. South Dakota w/ 2nd at LG at Oregon State
<b>RT</b> 73	Tyrell Crosby (6-5, 310, So.)	Made 16th career start at UW; 13 straight start streak snapped at ASU
62	Matt Pierson (6-6, 285, Sr.)	Started at RT vs. ASU after missing UW game; 14 career starts split between LG, RT & RG; was a walk on
<b>TE</b> 81	Evan Baylis (6-6, 250, Jr.)	3 catches for 30 yards in last 2 games; multiple catches in 6 straight games from Rose Bowl to Utah game
83	Johnny Mundt (6-4, 245, Jr.)	Made 6th career start (& 1st since 10/26/13) vs. WSU; has 22 career receptions for 333 yards w/ 4 TDs
<b>QB</b> 3	Vernon Adams (5-11, 201, Sr.)	37-for-65 for 587 yards and 6 TDs in return to lineup vs. UW & ASU; 31-8 as starter; 120 career TD passes
17	Jeff Lockie (6-2, 205, Jr.)	Started 3 games (GSU, CU & WSU); led team in passing vs. Utah & vs. WSU
(or) 12	Taylor Alie (6-0, 185, So.)	Saw 1st significant action at CU completing 4-of-9 passes for team-high 83 yards and TD; 0-2 vs. WSU w/ rush TD
<b>RB</b> 21	Royce Freeman (5-11, 230, So.)	16th Duck to rush for more than 2,000 yards in career; leads Pac-12 in rushing w/ 138.6 ypg
29	Kani Benoit (6-0, 210, So.)	3 rushes for 70 yards and TD (62 yards) at ASU; gained 83 yards (1 TD) on 11 carries vs. EWU
5	Taj Griffin (5-10, 175, Fr.)	Started at CU and ended w/ 1st 100-yard game (110 yards on 11 carries); 22 carries for 206 yards vs. CU & WSU

### DEFENSE

<b>DE</b> 44	DeForest Buckner (6-7, 290, Sr.)	Leads team w/ 11.0 TFL and 6.0 sacks; 7.0 TFL in last 4 games including 4.5 sacks; 33 career starts
45	T.J. Daniel (6-6, 275, Jr.)	Played in 5 games in '15; finished both EWU & GSU games w/ 2 tackles; has 20 career tackles
(or) 99	Canton Kaumatule (6-7, 295, Fr.)	Recorded 1st 2 career tackles vs. GSU; played in 6 games; ranked as 4th best HS defensive end in country
<b>NG</b> 56	Alex Balducci (6-4, 310, Sr.)	Has 26 tackles through 8 games (10 tackles through 8 games in '14); 3.5 sacks in last 3 games; 23 straight starts
50	Austin Maloata (6-1, 300, So.)	2 tackles against both GSU and Utah; played in 6 of 7 games; appeared in 12 games as true frosh in 2014
<b>DE</b> 55	Tui Talia (6-5, 285, Sr.)	Has 16 tackles in last 5 games; sacks in last 2 games; career-high 5 tackles vs. Utah; started 4 of 8 games this season
(or) 92	Henry Mondeaux (6-5, 290, So.)	Sack in 4 straight games; matched career-high w/ 3 tackles at ASU; starts vs. MSU, Utah, WSU and ASU
<b>OLB</b> 33	Tyson Coleman (6-1, 235, Sr.)	Made 26th career start at ASU; had career-high 9 tackles at ASU w/ 2.0 TFL and a sack; 23 consecutive starts
86	Torrodnev Prevot (6-3, 220, Jr.)	Career-high 9 tackles vs. WSU; 14 tackles 3.0 TFL and 2.0 sacks vs. CU and WSU; 10 career sacks 2nd on team
<b>ILB</b> 48	Rodney Hardrick (6-1, 245, Sr.)	2nd on team in tackles w/ 47; team-high 8 tackles w/ 2.0 TFL & 1 sack at CU; 36 career FBS starts is most on team
28	Johnny Ragin III (6-3, 225, Jr.)	13 tackles in 7 games; played in 14 games in 2014 after transferring from Cal
<b>ILB</b> 35	Joe Walker (6-2, 240, Sr.)	Career-high 11 tackles at MSU; 2nd career double-digit tackle game; leads team w/ 55 tackles; 18 career starts
18	Jimmie Swain (6-2, 235, So.)	Career-high 4 tackles vs. Utah; 2 tackles at CU and vs. WSU; 13 tackles on season with 0.5 TFL
(or) 46	Danny Mattingly (6-5, 245, So.)	No stats at ASU; DNP vs. UW; back-to-back games w/ 4 tackles vs. Utah and CU tying career high
<b>OLB</b> 96	Christian French (6-5, 250, Sr.)	29 total tackles (5.0 TFL/2 sack); career-high 7 tackles at MSU; led Ducks in sacks w/ 6.5 in '14
32	Eddie Heard (6-3, 235, So.)	Made 1 tackle at ASU after missing previous 2 games; made first career tackle vs. Utah; played in 6 games
<b>CB</b> 3	Tyree Robinson (6-4, 205, So.)	Started last 2 games at CB after starting 1st 6 games at S; Career-high 9 tackles vs. WSU; 3rd INT vs. ASU
14	Ugo Amadi (5-10, 185, Fr.)	2nd on team w/ 2 interceptions including game clincher at UW; 16 tackles with 2 PBU
<b>S</b> 6	Charles Nelson (5-8, 170, So.)	3 straight starts at S; Season-high 15 tackles at ASU; team-high 12 tackles and 2 PBU in 1st career defensive start vs. WSU
26	Khalil Oliver (6-0, 200, Fr.)	Played in 1st 8 games; season-high 4 tackles at UW; 10 tackles, 0.5 TFL & 1 FR during season
<b>S</b> 8	Reggie Daniels (6-1, 205, Jr.)	18-start streak snapped vs. Utah before starting at CU; DNP vs. WSU or UW; season-highs w/ 10 tackles & 4 PBU at ASU
25	Glen Ihenacho (5-11, 185, Fr.)	Started 3 games at CB before moving back to safety; made 16 tackles (11 solo) in 3 starts (Utah, at CU, WSU)
(or) 17	Juwaan Williams (6-0, 190, So.)	DNP vs. ASU; 2nd career start vs. UW (1st vs. Utah); career-high 8 tackles vs. Huskies; 1st career interception vs. EWU
<b>CB</b> 1	Arrion Springs (5-11, 205, So.)	Picked off ASU pass in 3OT to clinch UO win; 5th on team in tackles (33); career-high 13 tackles at MSU w/ 2 PBU
10	Ty Griffin (6-0, 205, So.)	Saw 1st career action at CB vs. GSU; made the switch from QB to CB midway through fall camp

### SPECIAL TEAMS

<b>PK</b> 41	Aidan Schneider (6-4, 235, So.)	2-for-2 on FG at ASU; 4 FG vs. GSU; 13-for-14 FGs in 2015 and 24-for-26 during career w/ long of 42 yards
49	Matt Wogan (6-2, 210, Jr.)	Converted on 7 of 9 FG attempts in 2014; 14 of 18 in career w/ long of 39; 81-of-85 career PAT
<b>KO</b> 49	Matt Wogan (6-2, 210, Jr.)	Touchbacks on 30 of 43 kickoffs the last 6 weeks and 38 of 58 (64.3%) overall in 2015; 82 career touchbacks on 245 KO
<b>P</b> 38	Ian Wheeler (6-0, 205, So.)	Averaging 40.9 yards per punt in 2015 w/ 10 inside 20; pinned opponents inside 20 22 times on 83 career punts
42	Blake Maimone (6-6, 213, Fr.)	True freshman prepped as a QB and TE for Oaks Christian High School in Thousand Oaks, CA
<b>KR</b> 6	Charles Nelson (5-8, 170, So.)	4 returns for 185 yards at ASU w/ 100-yard TD; 14 returns for 432 yards (30.9 ypr) in '15; 36 career returns for 850 (23.6 ypr)
2	Bralon Addison (5-10, 190, Jr.)	2 returns for 106 yards (long 87 yard) at UW; 11 career returns for 217 yards; 8 returns in 2015 for 171 yards (21.4 ypr)
<b>PR</b> 2	Bralon Addison (5-10, 190, Jr.)	2 career Pac-12 POW awards as punt returner; 3 career punt returns for TD including 81-yarder at Michigan State
6	Charles Nelson (5-8, 170, So.)	18 career returns for 171 yards (15.5 ypr) and 2 TDs; 3 punt returns this season with no return yards
<b>LS</b> 39	Tanner Carew (6-1, 215, So.)	Served as long snapper in all 8 games this season; also handled duties in 14 of 15 games in 2014
<b>H</b> 12	Taylor Alie (6-0, 185, So.)	Holder in last 23 games; rushed and threw for 2-point conversions in 2014; 3 TD runs and 1 TD pass at QB in '15

## 2015 OREGON FOOTBALL NUMERICAL ROSTER

#	Name	Pos.	Ht	Wt	Cl-Exp	Hometown (Last School)
1	Arrion Springs	DB	5-11	205	So.-1L	San Antonio, TX (Roosevelt)
2	Bralon Addison	WR	5-10	190	Jr.-2L*	Missouri City, TX (Ft. Bend Hightower)
2	Matt Mariota	OLB	6-2	248	Fr.-HS	Honolulu, HI (Saint Louis)
3	Vernon Adams Jr.	QB	5-11	201	Sr.-TR	Pasadena, CA (EWU/Alemany)
3	Tyree Robinson	DB	6-4	205	So.-1L*	San Diego, CA (Lincoln)
4	Alex Ofodile	WR	6-3	200	Fr.-HS	Columbia, MO (Rock Bridge)
5	Taj Griffin	RB	5-10	175	Fr.-HS	Powder Springs, GA (McEachern)
6	Charles Nelson	WR	5-8	170	So.-1L	Daytona Beach, FL (Seabreeze)
7	Darren Carrington	WR	6-2	195	So.-1L*	San Diego, CA (Horizon)
8	Reggie Daniels	DB	6-1	205	Jr.-2L*	Chandler, AZ (Hamilton)
9	Gus Cumberlander	DL	6-6	250	Fr.-HS	Ellenwood, GA (Cedar Grove HS)
9	Byron Marshall	WR	5-10	200	Sr.-3L	San Jose, CA (Valley Christian)
10	Ty Griffin	CB	6-0	205	So.-TR*	Powder Springs, GA (Ga. Tech)
11	Justin Hollins	OLB	6-6	230	So.-1L	Arlington, TX (Martin)
11	Travis Jonsen	QB	6-3	194	Fr.-HS	Anaheim, CA (Servite)
11	Kirk Merritt	WR	5-11	205	Fr.-HS	Destrehan, LA (Destrehan)
12	Taylor Alie	QB	6-0	185	So.-1L*	Eugene, OR (Sheldon)
12	Chris Seisay	DB	6-1	190	So.-1L*	Vallejo, CA (American Canyon)
13	Devon Allen	WR	6-0	185	So.-1L*	Phoenix, AZ (Brophy Prep)
14	Ugo Amadi	DB	5-10	185	Fr.-HS	Nashville, TN (Overton)
15	Jalen Brown	WR	6-1	200	Fr.-RS*	Phoenix, AZ (Mountain Pointe)
16	Dylan Kane	DB	6-3	195	Fr.-HS	Honolulu, HI (Kamehameha)
16	Morgan Mahalak	QB	6-3	205	Fr.-RS*	Kentfield, CA (Marin Catholic)
17	Jeff Lockie	QB	6-2	205	Jr.-2L*	Alamo, CA (Monte Vista)
17	Juwaan Williams	DB	6-0	190	So.-1L*	Tucker, GA (Tucker)
18	Jimmie Swain	LB	6-2	235	So.-1L	Olathe, KS (Olathe North)
19	Austin Daich	DB	6-3	205	Jr.-1L*	Aptos, CA (Watsonville)
20	Tony Brooks-James	RB	5-9	185	Fr.-RS*	Gainesville, FL (Gainesville)
20	Jake Froehlich	LB	6-0	220	Fr.-HS	Wolfeboro, NH (Tilton School)
21	Royce Freeman	RB	5-11	230	So.-1L	Imperial, CA (Imperial)
22	Jeff Bieber	WR	6-2	195	Fr.-RS*	Beaverton, OR (Sunset)
22	Jihree Stewart	DB	6-0	182	Fr.-HS	Corona, CA (Centennial)
23	Malik Lovette	DB	5-11	205	Fr.-HS	Redlands, CA (Redlands E. Valley)
24	Thomas Tyner	RB	5-11	215	Jr.-2L	Aloha, OR, (Aloha)
25	Glen Ihenacho	DB	5-11	185	Fr.-RS*	Carson, CA (Serra)
26	Casey Eugenio	WR	5-8	180	Fr.-RS*	San Clemente, CA (JSerra)
26	Khalil Oliver	DB	6-0	200	Fr.-RS*	Meridian, ID (Rocky Mountain)
27	Jacob Breeland	TE	6-5	221	Fr.-HS	Mission Viejo, CA (Trabuco Hills)
27	Mattrell McGraw	DB	5-10	185	Fr.-RS*	New Orleans, LA (John Curtis)
28	Chayce Maday	WR	5-11	180	Fr.-RS*	Corning, CA (Corning)
28	Johnny Ragin III	LB	6-3	225	Jr.-1L	Wilsonville, OR (California)
29	Kani Benoit	RB	6-0	210	So.-SQ*	Phoenix, AZ (Phx. Thunderbird)
29	Tyler Reid	DB	5-8	170	Fr.-HS	Eugene, OR (Churchill)
30	Paris Bostick	OLB	6-1	218	So.-JC*	Tampa, FL (Santa Monica College)
31	Sean Killpatrick	DB	5-11	205	Fr.-HS	Pearland, TX (St. Pius X)
32	Eddie Heard	OLB	6-3	245	So.-RS*	Oakland, CA (Laney College)
33	Tyson Coleman	OLB	6-1	235	Sr.-3L*	Lake Oswego, OR (Lake Oswego)
34	Jonah Moi	OLB	6-4	250	Jr.-JC	Redlands, CA (Riverside CC)
34	Lane Roseberry	RB	6-1	235	Jr.-1L*	Bly, OR (Lakeview)
35	Joe Walker	LB	6-2	240	Sr.-2L	Palos Verdes, CA (L.A. Harbor College)
36	Justin Hunter	OLB	6-4	235	Fr.-HS	Castle Rock, CO (Rock Canyon)
37	J.J. Jones	RB	5-9	180	Jr.-SQ*	Los Angeles, CA (Harvard-Westlake)
37	Michael Manns	DB	5-11	180	Jr.-SQ*	Molalla, OR (Molalla)
38	Ian Wheeler	P	6-0	205	So.-1L*	Demorest, GA (Habersham Central)
39	Kaulana Apelu	LB	5-11	196	Fr.-HS	Aiea, HI (Honolulu)
40	Taylor Stinson	TE	6-5	235	Fr.-RS*	Happy Valley, OR (Clackamas)
41	Jarret LaCoste	RB	5-11	200	Jr.-SQ*	Albany, OR (College of Siskiyous)
41	Aidan Schneider	K	6-4	235	So.-1L	Portland, OR (Grant)
42	Cody Carriger	OLB	6-6	240	Jr.-1L*	Butte, MT (Butte)
42	Blake Maimone	P	6-6	213	Fr.-HS	Thousand Oaks, CA (Oaks Christian)
43	Fotu Leiato	DB	6-1	200	Fr.-HS	Steilacoom, WA (Steilacoom)
44	DeForest Buckner	DL	6-7	290	Sr.-3L	Waianae, HI (Punahou)
45	T.J. Daniel	DL	6-6	275	Jr.-2L*	Oakland, CA (Bishop O'Dowd)
46	Danny Mattingly	LB	6-5	245	So.-1L*	Spokane, WA (Mead)
47	Rex Manu	DL	6-3	315	Fr.-HS	Mililani, HI (Mililani)
48	Rodney Hardrick	LB	6-1	245	Sr.-3L*	Colton, CA (Colton)
49	Matt Wogan	K	6-2	210	Jr.-2L	Indian Trail, NC (Porter Ridge)
50	Austin Maloata	DL	6-1	300	So.-1L	American Samoa (Centennial [CA])
51	Gary Baker	DL	6-4	298	Fr.-HS	Upland, CA (Upland)

#	Name	Pos.	Ht	Wt	Cl-Exp	Hometown (Last School)
52	Ivan Faulhaber	OLB	6-2	224	So.-SQ*	Eugene, OR (Sheldon)
54	De'Quan McDowell	LB	6-1	203	Jr.-TR	Marshalltown, IA (Ellsworth CC)
54	Calvin Throckmorton	OL	6-6	290	Fr.-HS	Bellevue, WA (Newport)
55	Tui Talia	DL	6-5	285	Sr.-1L	Concord, CA (Diablo Valley College)
56	Alex Balducci	DL	6-4	310	Sr.-3L	Portland, OR (Central Catholic)
57	Doug Brenner	OL	6-2	305	So.-1L*	Portland, OR (Jesuit)
58	Tanner Carew	LS	6-1	215	So.-1L	Chino Hills, CA (Damien)
60	Jim Weber	OL	6-2	270	Fr.-RS*	Beaverton, OR (Southridge)
61	Jake Hanson	OL	6-5	288	Fr.-HS	Eureka, CA (Eureka)
62	Matt Pierson	OL	6-6	285	Sr.-2L*	West Linn, OR (Jesuit)
63	Miyashiro-Saipai, Davis	OL	6-0	300	Fr.-RS*	Honolulu, HI (Punahou)
64	Tyler Johnstone	OL	6-6	295	Sr.-2L*	Chandler, AZ (Hamilton)
66	Brady Aiello	OL	6-7	275	Fr.-HS	Lafayette, CA (Acalanes)
66	Devin Melendez	LS	6-2	205	So.-SQ*	La Habra, CA (La Habra)
67	Tanner Davies	OL	6-3	294	Fr.-RS*	Eugene, OR (Sheldon)
68	Shane Lemieux	OL	6-6	302	Fr.-HS	Yakima, WA (West Valley)
72	Matt Hegarty	OL	6-4	295	Sr.-TR*	Aztec, NM (Notre Dame)
73	Tyrell Crosby	OL	6-5	310	So.-1L	Henderson, NV (Green Valley)
74	Elijah George	OL	6-5	290	So.-SQ*	Las Vegas, NV (Arbor View)
75	Zach Okun	OL	6-4	310	Fr.-HS	Newbury Park, CA (Newbury Park)
76	Jake Pisarcik	OL	6-2	300	So.-1L*	Medford, NJ (Shawnee)
77	Haniteli Lousi	OL	6-5	310	Sr.-1L	Fremont, CA (Coll. of San Mateo)
78	Cameron Hunt	OL	6-4	290	Jr.-2L	Corona, CA (Centennial)
79	Evan Voeller	OL	6-5	290	So.-1L*	West Linn, OR (West Linn)
80	Koa Ka'ai	TE	6-4	240	So.-2L*	Honolulu, HI (Kamehameha)
81	Evan Baylis	TE	6-6	250	Jr.-2L*	Centennial, CO (Grandview)
82	Zac Schuller	WR	5-10	180	Sr.-1L	Moss Beach, CA (City College of SF)
83	Johnny Mundt	TE	6-4	245	Jr.-2L	Modesto, CA (Central Catholic)
85	Pharaoh Brown	TE	6-6	250	Sr.-3L	Lyndhurst, OH (Brush)
86	Torrodney Prevot	OLB	6-3	220	Jr.-2L	Houston, TX (Alief Taylor)
88	Dwayne Stanford	WR	6-5	205	Jr.-2L*	Cincinnati, OH (Taft)
89	Chris Tewhill	WR	5-8	180	Jr.-SQ*	Corte Madera, CA (Claremont-MS)
90	Drayton Carlberg	DL	6-5	290	Fr.-HS	Minneapolis, MN (DeLaSalle)
90	Jake McCreath	TE	6-3	245	Jr.-SQ*	Ripon, CA (Modesto JC/Ripon)
92	Henry Mondeaux	DL	6-5	290	So.-1L	Portland, OR (Jesuit)
93	Jason Sloan	DL	6-3	225	So.-SQ*	Salem, OR (McKay)
95	Spencer Stark	DL	6-2	275	Fr.-RS*	Modesto, CA (Central Catholic)
96	Christian French	OLB	6-5	250	Sr.-3L*	Cedar Rapids, IA (John F. Kennedy)
97	Jalen Jelks	DL	6-6	268	Fr.-RS*	Phoenix, AZ (Desert Vista)
98	Jordan Kurahara	DL	6-8	250	Fr.-RS*	Sherwood, OR (Sherwood)
99	Canton Kaumatule	DL	6-7	295	Fr.-HS	Honolulu, HI (Punahou)

\*Utilized Redshirt Year

### PRONUNCIATION GUIDE


<b>Devon Allen</b>	DEV-in
<b>Kaulana Apelu</b>	kow-LAH-nah uh-PELL-oo
<b>Kani Benoit</b>	can-EYE ben-WAH
<b>Cody Carriger</b>	care-ih-grr
<b>Austin Daich</b>	DYE-tch
<b>Ivan Faulhaber</b>	fall-hay-bur
<b>Glen Ihenacho</b>	eye-heh-nacho
<b>Koa Ka'ai</b>	KAI
<b>Canton Kaumatule</b>	kah-mah-too-lay
<b>Haniteli Lousi</b>	hah-nah-telly LOO-see
<b>Blake Maimone</b>	may-MOAN
<b>Austin Maloata</b>	mal-oh-ah-tah
<b>Matt Mariota</b>	marr-ee-oh-tah
<b>Henry Mondeaux</b>	mon-dew
<b>Alex Ofodile</b>	oh-FAH-dah-lay
<b>Khalil Oliver</b>	kuh-lil
<b>Jake Pisarcik</b>	pih-SAR-chik
<b>Torrodney Prevot</b>	Tor-ROD-nee PREE-vo
<b>Johnny Ragin</b>	ray-ginn
<b>Chris Seisay</b>	SEE-say
<b>Arrion Spings</b>	air-E-on
<b>Tui Talia</b>	tu-ee TAL-yah
<b>Evan Voeller</b>	VOH-ler
<b>Juwaan Williams</b>	juu-WAHN

## 2015 OREGON FOOTBALL ALPHABETICAL ROSTER

#	Name	Pos.	Ht	Wt	Cl-Exp	Hometown (Last School)
3	Vernon Adams Jr.	QB	5-11	201	Sr.-TR	Pasadena, CA (EWU/Alemany)
2	Bralon Addison	WR	5-10	190	Jr.-2L*	Missouri City, TX (Ft. Bend Hightower)
66	Brady Aiello	OL	6-7	275	Fr.-HS	Lafayette, CA (Acalanes)
12	Taylor Alie	QB	6-0	185	So.-1L*	Eugene, OR (Sheldon)
13	Devon Allen	WR	6-0	185	So.-1L*	Phoenix, AZ (Brophy Prep)
14	Ugo Amadi	DB	5-10	185	Fr.-HS	Nashville, TN (Overton)
39	Kaulana Apelu	LB	5-11	196	Fr.-HS	Aiea, HI (Honolulu)
51	Gary Baker	DL	6-4	298	Fr.-HS	Upland, CA (Upland)
56	Alex Balducci	DL	6-4	310	Sr.-3L	Portland, OR (Central Catholic)
81	Evan Baylis	TE	6-6	250	Jr.-2L*	Centennial, CO (Grandview)
29	Kani Benoit	RB	6-0	210	So.-SQ*	Phoenix, AZ (Phx. Thunderbird)
22	Jeff Bieber	WR	6-2	195	Fr.-RS*	Beaverton, OR (Sunset)
30	Paris Bostick	OLB	6-1	218	So.-JC*	Tampa, FL (Santa Monica College)
27	Jacob Breeiland	TE	6-5	221	Fr.-HS	Mission Viejo, CA (Trabuco Hills)
57	Doug Brenner	OL	6-2	305	So.-1L*	Portland, OR (Jesuit)
20	Tony Brooks-James	RB	5-9	185	Fr.-RS*	Gainesville, FL (Gainesville)
15	Jalen Brown	WR	6-1	200	Fr.-RS*	Phoenix, AZ (Mountain Pointe)
85	Pharaoh Brown	TE	6-6	250	Sr.-3L	Lyndhurst, OH (Brush)
44	DeForest Buckner	DL	6-7	290	Sr.-3L	Waianae, HI (Punahou)
58	Tanner Carew	LS	6-1	215	So.-1L	Chino Hills, CA (Damien)
90	Drayton Carlberg	DL	6-5	290	Fr.-HS	Minneapolis, MN (DeLaSalle)
42	Cody Carriger	OLB	6-6	240	Jr.-1L*	Butte, MT (Butte)
7	Darren Carrington	WR	6-2	195	So.-1L*	San Diego, CA (Horizon)
33	Tyson Coleman	OLB	6-1	235	Sr.-3L*	Lake Oswego, OR (Lake Oswego)
73	Tyrell Crosby	OL	6-5	310	So.-1L	Henderson, NV (Green Valley)
9	Gus Cumberlander	DL	6-6	250	Fr.-HS	Ellenwood, GA (Cedar Grove HS)
19	Austin Daich	DB	6-3	205	Jr.-1L*	Aptos, CA (Watsonville)
45	T.J. Daniel	DL	6-6	275	Jr.-2L*	Oakland, CA (Bishop O'Dowd)
8	Reggie Daniels	DB	6-1	205	Jr.-2L*	Chandler, AZ (Hamilton)
67	Tanner Davies	OL	6-3	294	Fr.-RS*	Eugene, OR (Sheldon)
26	Casey Eugenio	WR	5-8	180	Fr.-RS*	San Clemente, CA (JSerra)
52	Ivan Faulhaber	OLB	6-2	224	So.-SQ*	Eugene, OR (Sheldon)
21	Royce Freeman	RB	5-11	230	So.-1L	Imperial, CA (Imperial)
96	Christian French	OLB	6-5	250	Sr.-3L*	Cedar Rapids, IA (John F. Kennedy)
20	Jake Froehlich	LB	6-0	220	Fr.-HS	Wolfeboro, NH (Tilton School)
74	Elijah George	OL	6-5	290	So.-SQ*	Las Vegas, NV (Arbor View)
5	Taj Griffin	RB	5-10	175	Fr.-HS	Powder Springs, GA (McEachern)
10	Ty Griffin	CB	6-0	205	So.-TR*	Powder Springs, GA (Ga. Tech)
61	Jake Hanson	OL	6-5	288	Fr.-HS	Eureka, CA (Eureka)
48	Rodney Hardrick	LB	6-1	245	Sr.-3L*	Colton, CA (Colton)
32	Eddie Heard	OLB	6-3	245	So.-RS*	Oakland, CA (Laney College)
72	Matt Hegarty	OL	6-4	295	Sr.-TR*	Aztec, NM (Notre Dame)
11	Justin Hollins	OLB	6-6	230	So.-1L	Arlington, TX (Martin)
78	Cameron Hunt	OL	6-4	290	Jr.-2L	Corona, CA (Centennial)
36	Justin Hunter	OLB	6-4	235	Fr.-HS	Castle Rock, CO (Rock Canyon)
25	Glen Ihenacho	DB	5-11	185	Fr.-RS*	Carson, CA (Serra)
97	Jalen Jelks	DL	6-6	268	Fr.-RS*	Phoenix, AZ (Desert Vista)
64	Tyler Johnstone	OL	6-6	295	Sr.-2L*	Chandler, AZ (Hamilton)
37	J.J. Jones	RB	5-9	180	Jr.-SQ*	Los Angeles, CA (Harvard-Westlake)
11	Travis Jonsen	QB	6-3	194	Fr.-HS	Anaheim, CA (Servite)
80	Koa Ka'ai	TE	6-4	240	Sr.-2L*	Honolulu, HI (Kamehameha)
16	Dylan Kane	DB	6-3	195	Fr.-HS	Honolulu, HI (Kamehameha)
99	Canton Kaumatule	DL	6-7	295	Fr.-HS	Honolulu, HI (Punahou)
31	Sean Killpatrick	DB	5-11	205	Fr.-HS	Pearland, TX (St. Pius X)
98	Jordan Kurahara	DL	6-8	250	Fr.-RS*	Sherwood, OR (Sherwood)
41	Jarret LaCoste	RB	5-11	200	Jr.-SQ*	Albany, OR (College of Siskiyous)
43	Fotu Leiato	DB	6-1	200	Fr.-HS	Steilacoom, WA (Steilacoom)
68	Shane Lemieux	OL	6-6	302	Fr.-HS	Yakima, WA (West Valley)
17	Jeff Lockie	QB	6-2	205	Jr.-2L*	Alamo, CA (Monte Vista)
77	Haniteli Lousi	OL	6-5	310	Sr.-1L	Fremont, CA (Coll. of San Mateo)
23	Malik Lovette	DB	5-11	205	Fr.-HS	Redlands, CA (Redlands East Valley)
28	Chayce Maday	WR	5-11	180	Fr.-RS*	Corning, CA (Corning)
16	Morgan Mahalak	QB	6-3	205	Fr.-RS*	Kentfield, CA (Marin Catholic)
42	Blake Maimone	P	6-6	213	Fr.-HS	Thousand Oaks, CA (Oaks Christian)
50	Austin Maloata	DL	6-1	300	So.-1L	American Samoa (Centennial [CA])
37	Michael Manns	DB	5-11	180	Jr.-SQ*	Molalla, OR (Molalla)
47	Rex Manu	DL	6-3	315	Fr.-HS	Mililani, HI (Mililani)

#	Name	Pos.	Ht	Wt	Cl-Exp	Hometown (Last School)
2	Matt Mariota	OLB	6-2	248	Fr.-HS	Honolulu, HI (Saint Louis)
9	Byron Marshall	WR	5-10	200	Sr.-3L	San Jose, CA (Valley Christian)
46	Danny Mattingly	LB	6-5	245	So.-1L*	Spokane, WA (Mead)
90	Jake McCreath	TE	6-3	245	Jr.-SQ*	Ripon, CA (Modesto JC/Ripon)
54	De'Quan McDowell	LB	6-1	203	Jr.-TR	Marshalltown, IA (Ellsworth CC)
27	Mattrell McGraw	DB	5-10	185	Fr.-RS*	New Orleans, LA (John Curtis)
66	Devin Melendez	LS	6-2	205	So.-SQ	La Habra, CA (La Habra)
11	Kirk Merritt	WR	5-11	205	Fr.-HS	Destrehan, LA (Destrehan)
63	Miyashiro-Saipai, Davis	OL	6-0	300	Fr.-RS*	Honolulu, HI (Punahou)
34	Jonah Moi	OLB	6-4	250	Jr.-JC	Redlands, CA (Riverside CC)
92	Henry Mondeaux	DL	6-5	290	So.-1L	Portland, OR (Jesuit)
83	Johnny Mundt	TE	6-4	245	Jr.-2L	Modesto, CA (Central Catholic)
6	Charles Nelson	WR	5-8	170	So.-1L	Daytona Beach, FL (Seabreeze)
4	Alex Ofodile	WR	6-3	200	Fr.-HS	Columbia, MO (Rock Bridge)
75	Zach Okun	OL	6-4	310	Fr.-HS	Newbury Park, CA (Newbury Park)
26	Khalil Oliver	DB	6-0	200	Fr.-RS*	Meridian, ID (Rocky Mountain)
62	Matt Pierson	OL	6-6	285	Sr.-2L*	West Linn, OR (Jesuit)
76	Jake Pisarcik	OL	6-2	300	So.-1L*	Medford, NJ (Shawnee)
86	Torrodney Prevot	OLB	6-3	220	Jr.-2L	Houston, TX (Alief Taylor)
28	Johnny Ragin III	LB	6-3	225	Jr.-1L	Wilsonville, OR (California)
29	Tyler Reid	DB	5-8	170	Fr.-HS	Eugene, OR (Churchill)
3	Tyree Robinson	DB	6-4	205	So.-1L*	San Diego, CA (Lincoln)
34	Lane Roseberry	RB	6-1	235	Jr.-1L*	Bly, OR (Lakeview)
41	Aidan Schneider	K	6-4	235	So.-1L	Portland, OR (Grant)
82	Zac Schuller	WR	5-10	180	Sr.-1L	Moss Beach, CA (City Coll. of SF)
12	Chris Seisay	DB	6-1	190	So.-1L*	Vallejo, CA (American Canyon)
93	Jason Sloan	DL	6-3	225	So.-SQ*	Salem, OR (McKay)
1	Arrion Springs	DB	5-11	205	So.-1L	San Antonio, TX (Roosevelt)
88	Dwayne Stanford	WR	6-5	205	Jr.-2L*	Cincinnati, OH (Taft)
95	Spencer Stark	DL	6-2	275	Fr.-RS*	Modesto, CA (Central Catholic)
22	Jihree Stewart	DB	6-0	182	Fr.-HS	Corona, CA (Centennial)
40	Taylor Stinson	TE	6-5	235	Fr.-RS*	Happy Valley, OR (Clackamas)
18	Jimmie Swain	LB	6-2	235	So.-1L	Olathe, KS (Olathe North)
55	Tui Talia	DL	6-5	285	Sr.-1L	Concord, CA (Diablo Valley College)
89	Chris Tewhill	WR	5-8	180	Jr.-SQ*	Corte Madera, CA (Claremont MS)
54	Calvin Throckmorton	OL	6-6	290	Fr.-HS	Bellevue, WA (Newport)
24	Thomas Tyner	RB	5-11	215	Jr.-2L	Aloha, OR (Aloha)
79	Evan Voeller	OL	6-5	290	So.-1L*	West Linn, OR (West Linn)
35	Joe Walker	LB	6-2	240	Sr.-2L	Palos Verdes, CA (LA Harbor College)
60	Jim Weber	OL	6-2	270	Fr.-RS*	Beaverton, OR (Southridge)
38	Ian Wheeler	P	6-0	205	So.-1L*	Demorest, GA (Habersham Central)
17	Juwaan Williams	DB	6-0	190	So.-1L*	Tucker, GA (Tucker)
49	Matt Wogan	K	6-2	210	Jr.-2L	Indian Trail, NC (Porter Ridge)

\*Utilized Redshirt Year



Game 8 - Oct. 29

**OREGON** 61  
**ARIZONA STATE** 55

Tempe, Ariz. (56,534)  
Sun Devil Stadium  
68 degrees, partly cloudy

TEMPE, Ariz. — Oregon capped a wild night by making big plays when it counted to beat Arizona State 61-55 in triple overtime at Sun Devil Stadium.

**How It Happened:** Bralon Addison hauled in the game-winning touchdown in the third overtime, and Arrion Springs intercepted a pass on the final play to clinch the win for the Ducks (5-3, 3-2 Pac-12). Oregon and ASU traded touchdowns and extra points in each of the first two overtimes, but the Ducks pulled it out in the third to avoid their second overtime loss of the season.

Overtime only was possible thanks to a play for the ages late in regulation. The Ducks were facing fourth-and-the-game from the 8-yard line when Vernon Adams Jr. backpedaled under pressure, scrambled around and threw to the back of the end zone, where Dwayne Stanford hauled in the game-tying touchdown pass. The call was confirmed by video review, and the game went to overtime.

Early on, overtime never seemed like it would be necessary. Oregon jumped out to a 10-0 lead while keeping ASU off the scoreboard, but began to stall on offense just as Arizona State got rolling. Beginning in the second quarter, the Sun Devils scored on seven of nine possessions, with one ending in a missed field goal. The Ducks managed a couple of big plays in the third quarter — a 100-yard Charles Nelson kick return and 62-yard Kani Benoit run — to briefly regain the lead 34-31, but ASU reclaimed momentum.

Oregon's boom-or-bust night offensively began with a 64-yard touchdown run by Royce Freeman for a 10-0 lead, helped by two missed field goals by Arizona State. A 39-yard touchdown pass from Adams to Darren Carrington made it 17-7, which ASU answered with 17 straight points for a 24-17 lead.

It was 31-20 when Nelson's kick return and Benoit's long run gave the Ducks their 34-31 lead. Arizona State's next possession appeared to end on a Reggie Daniels interception in the end zone, but the call was reversed by replay and ASU tied the game with a field goal. The Sun Devils added a touchdown on their next possession, and though the play clock was clearly at zero when the ball was snapped, officials didn't notice. It was 41-34 at that point, setting the stage for the fourth-down dramatics from Adams and Stanford.

**Who Stood Out:** Adams finished 23-of-40 for 315 yards and four touchdowns, with one interception on a tipped ball. Freeman ended the night with 15 carries for 112 yards and two touchdowns, and Stanford added a touchdown in overtime to go with his TD late in regulation. Arizona State ran nearly twice as many plays as the Ducks, leading to big numbers for some UO defenders. Nelson had 15 tackles, and Daniels added 10.

**What It Means:** Oregon is now a win away from bowl eligibility, in a season in which that hasn't always felt like a given. The Ducks have three home games in their final four regular-season contests, but some tough matchups against California, at Stanford, and at home for USC and the Civil War.

<b>Oregon</b>	<b>10</b>	<b>7</b>	<b>17</b>	<b>7</b>	<b>20</b>	<b>61</b>	<b>Record: (5-3, 3-2)</b>
<b>Arizona State</b>	<b>0</b>	<b>14</b>	<b>17</b>	<b>10</b>	<b>14</b>	<b>55</b>	<b>Record: (4-4, 2-3)</b>

1st	12:46	ORE	Schneider, A. 24 yd field goal, 6-63 2:14, ORE 3 - ASU 0
	05:21	ORE	Freeman, Royce 64 yd run (Schneider, A. kick), 3-73 1:11, ORE 10 - ASU 0
2nd	06:36	ASU	Lucien 3 yd pass from Bercovici, Mike (Gonzalez kick), 8-80 3:20, ORE 10 - ASU 7
	04:00	ORE	Carrington 39 yd pass from Adams Jr., V. (Schneider kick), 7-74 2:30, ORE 17 - ASU 7
	02:33	ASU	Chambers 39 yd pass from Bercovici (Gonzalez kick), 6-75 1:27, ORE 17 - ASU 14
3rd	11:39	ASU	Gonzalez, Zane 28 yd field goal, 13-65 3:21, ORE 17 - ASU 17
	09:27	ASU	Richard, Demario 22 yd run (Gonzalez, Zane kick), 4-41 2:06, ORE 17 - ASU 24
	06:03	ORE	Schneider, A. 37 yd field goal, 11-56 3:24, ORE 20 - ASU 24
	04:06	ASU	Richard 1 yd pass from Bercovici, Mike (Gonzalez kick), 6-75 1:57, ORE 20 - ASU 31
	03:53	ORE	Nelson, Charles 100 yd kickoff return (Schneider, A. kick), , ORE 27 - ASU 31
	01:36	ORE	Benoit, Kani 62 yd run (Schneider, A. kick), 2-70 0:40, ORE 34 - ASU 31
4th	12:41	ASU	Gonzalez, Zane 33 yd field goal, 10-52 3:45, ORE 34 - ASU 34
	07:49	ASU	Kohl 5 yd pass from Bercovici, Mike (Gonzalez kick), 9-62 2:52, ORE 34 - ASU 41
	00:12	ORE	Stanford 8 yd pass from Adams Jr., V. (Schneider kick), 13-60 4:50, ORE 41 - ASU 41
OT	15:00	ORE	Stanford 25 yd pass from Adams Jr., V. (Schneider kick), 1-25 0:00, ORE 48 - ASU 41
	15:00	ASU	White 2 yd pass from Bercovici, Mike (Gonzalez kick), 6-25 0:00, ORE 48 - ASU 48
	15:00	ASU	Bercovici, Mike 18 yd run (Gonzalez, Zane kick), 3-25 0:00, ORE 48 - ASU 55
	15:00	ORE	Freeman, Royce 1 yd run (Schneider, A. kick), 5-25 0:00, ORE 55 - ASU 55
	15:00	ORE	Addison 20 yd pass from Adams Jr. (Addison pass failed), 2-25 0:00, ORE 61 - ASU 55

**RUSHING:** Freeman, Royce 15-112; Benoit, Kani 3-66; Carrington, D. 1-21; Addison, Bralon 1-2; Adams Jr., V. 8-minus 15. Arizona State-Richard, Demario 19-135; Ballage, Kalen 12-127; Bercovici, Mike 16-58; Foster, D.J. 6-29; TEAM 1-minus 1; Gammage, Fred 1-minus 4.

**PASSING:** Oregon-Adams Jr., V. 23-40-1-315; Addison, Bralon 0-1-0-0. Arizona State-Bercovici, Mike 32-53-2-398; Gammage, Fred 0-0-0-0.

**RECEIVING:** Oregon-Addison, Bralon 6-88; Carrington, D. 5-107; Stanford, D. 4-35; Freeman, Royce 3-37; Baylis, Evan 2-27; Brown, Jalen 2-10; Allen, Devon 1-11. Arizona State-White, Tim 9-97; Foster, D.J. 6-87; Lucien, Devin 5-77; Chambers, Gary 3-70; Jefferson, Ellis 2-22; Ballage, Kalen 2-15; Kohl, Kody 2-12; Richard, Demario 2-9; Gammage, Fred 1-9.

**INTERCEPTIONS:** Oregon-Robinson, Tyree 1-19; Springs, Arrion 1-0. Arizona State-Orr, Kareem 1-0.

**FUMBLES:** Oregon-None. Arizona State-Ballage, Kalen 1-0; Bercovici, Mike 1-0.

**SACKS (UA-A):** Washington State-McLennan, Ivan 1-0; Mata'afa, Herc. 1-0. Oregon-Buckner, De. 2-0; Coleman, Tyson 1-0; Prevot, T. 1-0; Mondeaux, Henry 1-0; Balducci, Alex 1-0; Jelks, Jalen 1-0.

**TACKLES (UA-A):** Oregon-Nelson, Charles 14-1; Daniels, Reggie 8-2; Coleman, Tyson 7-2; Buckner, De. 6-2; Walker, Joe 5-1; Hardrick, R. 5-0; Robinson, Tyree 5-0; Springs, Arrion 4-0; Prevot, T. 3-1; Mondeaux, Henry 3-0; Talia, Tui 2-1; Swain, Jimmie 1-0; French, C. 1-0; Amadi, Ugo 1-0; Balducci, Alex 1-0; Heard, Eddie 1-0; Ragin III, J. 1-0; Brooks-James 1-0. Arizona State-Simone, Jordan 9-1; Fiso, Salamo 6-3; Carrington, L. 4-1; Moekiola, Laiu 4-0; Sam, Christian 2-2; Calhoun, DJ 2-1; Longino, Antonio 1-2; Brown, Kweishi 2-0; Latu, Viliami 1-1; Orr, Kareem 1-1; Smallwood, T. 1-1; Richardson, I. 1-1; Wilson, Jay Jay 1-0; Kelly, Nick 1-0; Cherry, D. 1-0; Means, Solomon 1-0.

TEAM STATISTICS	ORE	ASU
FIRST DOWNS	19	37
RUSHES-YARDS (NET)	28-186	55-344
PASSING YDS (NET)	315	398
Passes Att-Comp-Int	41-23-1	53-32-2
TOTAL OFFENSE PLAYS-YARDS	69-501	108-742
Fumble Returns-Yards	0-0	0-0
Punt Returns-Yards	0-0	2-16
Kickoff Returns-Yards	4-185	3-50
Interception Returns-Yards	2-19	1-0
Punts (Number-Avg)	6-45.3	3-32.3
Fumbles-Lost	0-0	2-0
Penalties-Yards	6-50	9-70
Possession Time	24:09	35:51
Third-Down Conversions	3 of 14	14 of 23
Fourth-Down Conversions	3 of 3	0 of 0
Red-Zone Scores-Chances	5-5	7-9
Sacks By: Number-Yards	5-25	5-32



**Game 7 - Oct. 17**

**OREGON 26**  
**WASHINGTON 20**

**Seattle, Wash. (69,285)**  
**Husky Stadium**  
**60 degrees, light rain**

SEATTLE — Oregon welcomed a couple of offensive weapons back into the fold and extended its win streak over Washington to 12 games, beating the Huskies 26-20 before 69,285 in Husky Stadium.

**How It Happened:** The Ducks (4-3) welcomed Vernon Adams Jr. back from a two-game absence, and he proved to be a difference-maker along with receiver Carrington. Back himself from seven games lost to suspension, Carrington caught a touchdown on the game's opening drive, then another midway through the third quarter to give Oregon a 23-6 lead.

A week after squandering a late lead in a loss to Washington State, the Ducks' ability to finish was tested again. Washington made it 23-13 with a 72-yard touchdown run by Myles Gaskin late in the third quarter, and the Ducks missed a field goal on the ensuing possession. That was Aidan Schneider's first miss since last season's Pac-12 championship game, and he atoned for it with a 24-yard field goal early in the fourth quarter for a 26-13 lead.

Washington then drove 71 yards in 12 plays to get within six on a touchdown pass from Jake Browning to Jaydon Mickens. Oregon had 3:35 to kill and moved the chains once to burn some clock, but punted it away with 1:11 to go. True freshman Ugo Amadi came up with an interception, however, and the Ducks' win streak over UW reached a dozen.

**Who Stood Out:** Adams went 14-of-25 for 272 yards, including five passes to Carrington for 125 yards and the two scores. The difference in the game was Adams' ability to extend drives by stretching the field vertically, an element the Ducks lacked in his absence. He had completions of 48, 36, 24, 29, 44 and 27 yards on the night, all on third down. Royce Freeman added 138 rushing yards on 27 carries, and Tyree Robinson led the defense with 11 tackles.

**What It Means:** The Ducks demonstrated resiliency once again, bouncing back from a loss for the third time this season. With Adams back behind center and a long preparation before the next game, there's ample time for the offense to regain its firepower and get back to playing Oregon football.

**Notable:** Evan Voeller made his first career start on the offensive line, replacing Matt Pierson at left guard. ... Robinson made his first career start at cornerback, with Juwaan Williams filling his normal spot at safety. ... Bralon Addison's second-quarter rushing touchdown was the first of his career. He also has touchdowns receiving, passing and as a returner in his career. ... The Ducks held an opponent scoreless in the first quarter for the first time this season.

<b>Oregon</b>	<b>6</b>	<b>10</b>	<b>7</b>	<b>3</b>	<b>26</b>	<b>Record: (4-3, 2-2)</b>
<b>Washington</b>	<b>0</b>	<b>3</b>	<b>10</b>	<b>7</b>	<b>20</b>	<b>Record: (3-3, 1-2)</b>

1st	13:00	ORE	Carrington 36 yd pass from Adams Jr., V. (Alie pass failed), 6-87 2:00, ORE 6 - WASH 0
2nd	04:30	ORE	Addison, Bralon 8 yd run (Schneider, A. kick), 7-48 2:29, ORE 13 - WASH 0
	01:06	UW	Van Winkle, C. 40 yd field goal, 10-53 3:20, ORE 13 - WASH 3
	00:02	ORE	Schneider, A. 28 yd field goal, 7-68 0:59, ORE 16 - WASH 3
3rd	11:43	UW	Van Winkle, C. 46 yd field goal, 8-47 3:17, ORE 16 - WASH 6
	06:12	ORE	Carrington 9 yd pass from Adams Jr. (Schneider kick), 13-78 5:24, ORE 23 - WASH 6
	00:39	UW	Gaskin, Myles 72 yd run (Van Winkle, C. kick), 2-85 0:39, ORE 23 - WASH 13
4th	09:04	ORE	Schneider, A. 24 yd field goal, 13-60 4:05, ORE 26 - WASH 13
	03:35	UW	Mickens 3 yd pass from Browning (Van Winkle kick), 12-71 5:22, ORE 26 - WASH 20

**RUSHING:** Oregon-Freeman, Royce 27-138; Addison, Bralon 4-15; Adams Jr., V. 8-12; Benoit, Kani 3-8; TEAM 1-minus 1; Griffin, Taj 8-minus 4; Stanford, D. 0-2. Washington-Gaskin, Myles 18-155; Carta-Samuels 2-16; Coleman, Lavon 3-13; McClatcher, C. 1-1; Browning, Jake 6-minus 5.

**PASSING:** Oregon-Adams Jr., V. 14-25-0-272. Washington-Browning, Jake 19-30-0-199; Carta-Samuels 1-2-1-6.

**RECEIVING:** Oregon-Carrington, D. 5-125; Addison, Bralon 5-78; Merritt, Kirk 2-18; Stanford, D. 1-48; Baylis, Evan 1-3. Washington-Pettis, Dante 4-65; Perkins, Joshua 4-40; Mickens, Jaydon 3-23; Lenius, Brayden 2-37; Coleman, Lavon 2-22; Cooper, Deontae 2-4; McClatcher, C. 1-9; Gaskin, Myles 1-5; Renfro, Isaiah 1-0.

**INTERCEPTIONS:** Oregon-Amadi, Ugo 1-6. Washington-None.

**FUMBLES:** Oregon-Addison, Bralon 1-0; Adams Jr., V. 1-0. Washington-None.

**SACKS (UA-A):** Oregon-Buckner, De. 1-1; Mondeaux, Henry 1-0; Talia, Tui 1-0; Balducci, Alex 0-1. Washington-Feeney, Travis 1-0; Burr-Kirven, Ben 1-0; Bierria, K. 0-1; Wooming, Psalm 0-1.

**TACKLES (UA-A):** Oregon-Robinson, Tyree 6-5; Williams, Ju. 6-2; Hardrick, R. 5-2; Buckner, De. 1-5; French, C. 2-3; Walker, Joe 1-4; Balducci, Alex 1-3; Oliver, Khalil 1-3; Springs, Arrion 1-2; Mondeaux, Henry 2-0; Coleman, Tyson 0-2; Nelson, Charles 1-0; Talia, Tui 1-0; Leiato, Fotu 1-0; Apelu, Kaulana 1-0; Prevot, T. 0-1; Schuller, Zac 0-1; Ihenacho, Glen 0-1. Washington-Baker, Budda 6-2; Tupou, Tanielo 5-2; Clay, Brian 5-1; Feeney, Travis 4-1; Bierria, K. 4-1; Victor, Azeem 3-2; Jones, Sidney 3-2; Qualls, Elijah 3-1; Burr-Kirven, Ben 3-1; Lawyer, Scott 3-0; King, Kevin 2-1; Littleton, Cory 2-1; Beaver, Brandon 2-0; Daniels, Darrell 1-1; Constantine, S. 1-1; Wooming, Psalm 0-2; Gaines, Greg 0-2; Gardenhire, D. 1-0; Vizzaino, T. 1-0; Turner, Ezekiel 1-0; Vea, Vita 1-0; Coleman, Lavon 0-1.

<b>TEAM STATISTICS</b>	<b>ORE</b>	<b>WASH</b>
FIRST DOWNS	21	17
RUSHES-YARDS (NET)	51-170	30-180
PASSING YDS (NET)	272	205
Passes Att-Comp-Int	25-14-0	32-20-1
TOTAL OFFENSE PLAYS-YARDS	76-442	62-385
Fumble Returns-Yards	0-0	0-0
Punt Returns-Yards	3-30	1-3
Kickoff Returns-Yards	4-132	4-101
Interception Returns-Yards	1-6	0-0
Punts (Number-Avg)	5-45.6	6-41.5
Fumbles-Lost	2-0	0-0
Penalties-Yards	9-82	8-64
Possession Time	30:51	29:09
Third-Down Conversions	9 of 18	5 of 13
Fourth-Down Conversions	1 of 1	0 of 0
Red-Zone Scores-Chances	4-5	3-3
Sacks By: Number-Yards	4-28	3-17



**Game 6 - Oct. 10**

**WASHINGTON STATE 45**  
**OREGON 38**

Eugene, Ore. (57,775)  
Autzen Stadium  
68 degrees, showers

EUGENE, Ore. — Washington State scored in double overtime and picked off an Oregon pass to end the game, completing a comeback from a 10-point deficit in the fourth quarter to win 45-38 before 57,775 in Autzen Stadium.

**How It Happened:** The Ducks (3-3, 1-2 Pac-12) led 31-21 midway through the fourth quarter, and had the ball with 7:28 but couldn't finish it out. The Cougars (3-2, 1-1) got within a touchdown with a field goal with 3:53 to play, and after holding the Ducks with a three-and-out they drove to the game-tying touchdown with 1 second to play.

Oregon scored quickly in the first overtime, on a 16-yard run by Royce Freeman and a nine-yard TD pass from Jeff Lockie to Bralon Addison. But the Cougars answered with a touchdown, two plays after converting a fourth down to keep the game alive, then won it in double overtime.

Washington State's vaunted pass offense was as advertised early, as the Cougars drove to a quick touchdown to open the game. Oregon answered with a field goal, and on the next drive Taylor Alie replaced Lockie at quarterback in the red zone and immediately rushed for a go-ahead touchdown.

Freeman's first rushing touchdown of the day made it 17-7, but WSU got within three on a touchdown just before halftime, then went ahead 21-17 early in the third quarter. Oregon's defense clamped down from there, however, and Freeman briefly took over. He took a swing pass 17 yards for a go-ahead touchdown late in the third quarter, and rushed for another score in the fourth to give Oregon its 31-21 lead.

**Who Stood Out:** Freeman rushed for a career-high 246 yards with two touchdowns on 27 carries. Defensively, Charles Nelson thrived in his first career start at safety, leading the Ducks with 12 tackles. Torrodney Prevot added nine tackles, two for lost yardage with one sack. Overall the Ducks had seven sacks among their 13 tackles for loss, and forced two turnovers. Washington State quarterback Luke Falk finished 50-of-74 passing for 505 yards with five touchdowns.

**What It Means:** The Ducks continue to struggle in the absence of quarterback Vernon Adams, but they had their chances Saturday and couldn't finish it off. This is the earliest Oregon has lost three games since 2004, its last losing season, and the first time the Ducks lost consecutive home games since 2002.

**Quotable:**

Mark Helfrich, UO coach

"We have to learn to finish. Have to learn to grab it by the throat and finish."

Royce Freeman, UO running back

"You have two choices: You can go downhill from now and give up or you can refocus. We'll see what this team has Monday."

**Notable:** Nelson started in place of Reggie Daniels, who did not suit up. Nelson also played a few snaps on offense. ... The Ducks had runs of 42, 35, 39, 43 and 49 yards from Freeman and backup Taj Griffin. ... The crowd, which endured wind and rain in the third quarter, was the 107th straight sellout of Autzen Stadium.

<b>Washington State</b>	<b>7</b>	<b>7</b>	<b>7</b>	<b>10</b>	<b>14</b>	<b>45</b>	<b>Record: (3-2, 1-1)</b>
<b>Oregon</b>	<b>10</b>	<b>7</b>	<b>7</b>	<b>7</b>	<b>7</b>	<b>38</b>	<b>Record: (3-3, 1-2)</b>

1st	11:42	WSU	Marks, Gabe 7 yd pass from Falk, Luke (Powell, Erik kick), 8-75 3:18, WSU 7 - ORE 0
	08:22	ORE	Schneider, A. 26 yd field goal, 9-63 3:20, WSU 7 - ORE 3
	06:06	ORE	Alie, Taylor 8 yd run (Schneider, A. kick), 4-53 1:30, WSU 7 - ORE 10
2nd	01:44	ORE	Freeman, Royce 2 yd run (Schneider, A. kick), 7-71 2:22, WSU 7 - ORE 17
	00:09	WSU	Marks, Gabe 4 yd pass from Falk, L. (Powell, Erik kick), 10-75 1:35, WSU 14 - ORE 17
3rd	12:39	WSU	Martin Jr., Tav 27 yd pass from Falk, L. (Powell, Erik kick), 4-55 1:30, WSU 21 - ORE 17
	03:55	ORE	Freeman 17 yd pass from Lockie, J. (Schneider, A. kick), 4-56 1:09, WSU 21 - ORE 24
4th	08:20	ORE	Freeman, Royce 1 yd run (Schneider, A. kick), 6-77 2:42, WSU 21 - ORE 31
	03:53	WSU	Powell, Erik 22 yd field goal, 8-55 2:01, WSU 24 - ORE 31
	00:01	WSU	Williams, Dom 8 yd pass from Falk (Powell, Erik kick), 12-70 1:57, WSU 31 - ORE 31
OT	15:00	ORE	Addison, B. 9 yd pass from Lockie, J. (Schneider, A. kick), 2-25 0:00, WSU 31 - ORE 38
	15:00	WSU	Falk, Luke 1 yd run (Powell, Erik kick), 7-25 0:00, WSU 38 - ORE 38
	15:00	WSU	Lewis, Robert 4 yd pass from Falk, L. (Powell, Erik kick), 4-25 0:00, WSU 45 - ORE 38

**RUSHING:** Washington State-Morrow, Jamal 8-68; Wicks, Gerard 7-64; Harrington, K. 3-44; Martin Jr., Tav 1-9; Falk, Luke 11-minus 49. Oregon-Freeman, Royce 27-246; Griffin, Taj 11-96; Lockie, Jeff 8-52; Alie, Taylor 2-8; Benoit, Kani 2-8.

**PASSING:** Washington State-Falk, Luke 50-74-0-505; TEAM 0-1-0-0. Oregon-Lockie, Jeff 13-22-1-123; Alie, Taylor 0-2-0-0.

**RECEIVING:** Washington State-Cracraft, River 9-85; Marks, Gabe 8-111; Williams, Dom 7-82; Lewis, Robert 5-48; Morrow, Jamal 5-43; Harrington, K. 5-40; Wicks, Gerard 5-30; Priester, Kyrin 4-30; Martin Jr., Tav 1-27; Thompson, John 1-9. Oregon-Addison, Bralon 8-62; Freeman, Royce 3-46; Allen, Devon 1-12; Brown, Jalen 1-3.


**INTERCEPTIONS:** Washington State-Luani, Shalom 1-3. Oregon-None.

**FUMBLES:** Washington State-Harrington, K. 2-2; Falk, Luke 1-0. Oregon-Addison, Bralon 1-1.

**SACKS (UA-A):** Washington State-McLennan, Ivan 1-0; Mata'afa, Herc. 1-0. Oregon-Buckner, De. 2-0; Coleman, Tyson 1-0; Prevot, T. 1-0; Mondeaux, Henry 1-0; Balducci, Alex 1-0; Jelks, Jalen 1-0.

**TACKLES (UA-A):** Washington State-Pelluer, Peyton 5-3; Henry, Parker 5-3; Luani, Shalom 5-3; Taliulu, Taylor 4-4; Allison, J. 4-3; Ekuale, Daniel 3-2; McLennan, Ivan 2-3; Pippins, Mar. 2-2; Vaeao, Destiny 1-3; Paulo, Darryl 1-2; Mata'afa, Herc. 1-1; Molton, Darrien 1-1; Broughton, Tre. 0-2; White, C. 0-2; Barber, Robert 0-2; DeRider, Nate 1-0; Tago, Logan 0-1; Palacio, Kache 0-1. Oregon-Nelson, Charles 6-6; Walker, Joe 6-3; Prevot, T. 5-4; Robinson, Tyree 5-4; Coleman, Tyson 4-4; Springs, Arrior 5-1; Hardrick, R. 4-2; Buckner, De. 4-0; Balducci, Alex 3-1; Ihenacho, Glen 2-2; Mondeaux, Henry 3-0; Ragin III, J. 2-1; Talia, Tui 2-1; Swain, Jimmie 0-2; Williams, Ju. 0-2; Jelks, Jalen 1-0; Mundt, Johnny 1-0; Merritt, Kirk 1-0; Amadi, Ugo 0-1; Mattingly, D. 0-1; French, C. 0-1.

<b>TEAM STATISTICS</b>	<b>WSU</b>	<b>ORE</b>
FIRST DOWNS	31	18
RUSHES-YARDS (NET)	30-136	50-410
PASSING YDS (NET)	505	123
Passes Att-Comp-Int	75-50-0	24-13-1
TOTAL OFFENSE PLAYS-YARDS	105-641	74-533
Fumble Returns-Yards	0-0	0-0
Punt Returns-Yards	4-30	1-2
Kickoff Returns-Yards	1-28	4-20
Interception Returns-Yards	1-3	0-0
Punts (Number-Avg)	6-36.8	7-39.9
Fumbles-Lost	3-2	1-1
Penalties-Yards	7-45	5-44
Possession Time	32:52	27:08
Third-Down Conversions	6 of 19	5 of 16
Fourth-Down Conversions	4 of 5	1 of 3
Red-Zone Scores-Chances	6-6	6-6
Sacks By: Number-Yards	2-9	7-55



**Game 5 - Oct. 3**

**OREGON** 41  
**COLORADO** 24

**Boulder, Colo. (46,222)**  
**Folsom Field**  
**52 degrees, light drizzle**

BOULDER, Colo. — Behind a dominant ground game, Oregon rebounded from its historic loss to Utah and pulled away from a halftime tie to beat Colorado, 41-24, before 46,222 at Folsom Field.

**How It Happened:** The Ducks (3-2) compensated for continuing issues at quarterback by leaning on a powerful rushing attack that featured both Royce Freeman and Taj Griffin. With Vernon Adams Jr. sitting out for the second time in three games, Oregon rotated Jeff Lockie and Taylor Alie at quarterback. Neither found much success through the air, but the Ducks wore down the Buffaloes (3-2) on the ground.

With Colorado's Sefo Liufau playing through a shoulder injury, the Buffs struggled in the pass game as well. The teams traded interceptions early in the first half, before Freeman gave Oregon a 7-0 lead with a 29-yard touchdown run. Colorado scored on its next three possessions, thanks to some explosion plays that continued to haunt the UO defense. Oregon tied the score 14-14 when Bralon Addison took the ball on a reverse and hit Charles Nelson for a 39-yard touchdown, and the teams traded field goals for a 17-17 tie at halftime.

The tide turned in the third quarter. After the UO defense forced a three-and-out, the Ducks drove 74 yards for the go-ahead touchdown by Freeman, with all but seven yards on the drive coming on the ground. After Rodney Hardrick forced a fumble on Colorado's next drive, the Ducks drove 54 yards and scored on a Griffin touchdown run, with all 54 yards coming via the rush. Oregon took a 31-17 lead into the fourth quarter, when Colorado scored first but Alie hit Jalen Brown for a 43-yard touchdown to make it 38-24.

**Who Stood Out:** Freeman and Griffin became the first tandem of UO running backs in three years to each exceed 100 yards. Freeman finished with 163, and Griffin carried 11 times for 110. Credit is due the UO offensive line, primarily composed of Tyler Johnstone, Matt Pierson, Matt Hegarty, Cameron Hunt and Tyrell Crosby. Defensively, the Ducks tallied a season-high five sacks among seven tackles for loss, limiting CU to 308 yards of total offense and an average of 3.9 yards per play. Rodney Hardrick led the way with eight tackles - two for loss, including a sack - and forced a fumble.

**What It Means:** The Ducks continue to work through issues on both sides of the ball, but did so in a victory that should infuse the team with some confidence going forward.

**Notable:** Kickoff was delayed nearly an hour by lightning in the area. ... Cornerback Arrion Springs and safety Reggie Daniels returned to the starting lineup, after coming off the bench last week. ... Oregon entered the evening with a five-game win streak over the Buffaloes, who were on an 11-game losing streak in conference play. ... Oregon avoided losing back-to-back regular-season games for the first time since 2007. ... Both teams' helmets bore a sticker

memorializing the victims of the shooting at Umpqua Community College in Roseburg. In addition, Colorado held a moment of silence prior to the national anthem in honor of those affected.

<b>Oregon</b>	<b>7</b>	<b>10</b>	<b>14</b>	<b>10</b>	<b>41</b>	<b>Record: (3-2, 1-1)</b>
<b>Colorado</b>	<b>7</b>	<b>10</b>	<b>0</b>	<b>7</b>	<b>24</b>	<b>Record: (3-2, 0-1)</b>

1st	09:11	ORE	Freeman, Royce	29 yd run (Schneider, A. kick), 2-34 0:41, ORE 7 - COLO 0
	01:44	COLO	Powell,Christia	2 yd run (Gonzalez, Diego kick), 11-63 3:36, ORE 7 - COLO 7
2nd	13:07	COLO	Fields, S.	8 yd pass from Liufau, Sefo (Gonzalez, D. kick), 5-65 1:53, ORE 7 - COLO 14
	11:49	ORE	Nelson, C.	39 yd pass from Addison, B. (Schneider kick), 3-78 1:13, ORE 14 - COLO 14
	09:21	COLO	Gonzalez, Diego	52 yd field goal, 8-40 2:28, ORE 14 - COLO 17
	01:57	ORE	Schneider, A.	39 yd field goal, 6-68 1:25, ORE 17 - COLO 17
3rd	10:03	ORE	Freeman, Royce	3 yd run (Schneider, A. kick), 10-74 3:36, ORE 24 - COLO 17
	02:12	ORE	Griffin, Taj	2 yd run (Schneider, A. kick), 10-54 3:24, ORE 31 - COLO 17
4th	10:29	COLO	Liufau, Sefo	7 yd run (Gonzalez, Diego kick), 9-45 3:51, ORE 31 - COLO 24
	08:43	ORE	Brown, J.	43 yd pass from Alie, T. (Schneider, A. kick), 6-75 1:46, ORE 38 - COLO 24
	02:37	ORE	Schneider, A.	33 yd field goal, 10-57 4:33, ORE 41 - COLO 24

**RUSHING:** Oregon-Freeman, Royce 27-163; Griffin, Taj 11-110; Benoit, Kani 7-31; Alie, Taylor 5-22; Lockie, Jeff 5-18; Addison, Bralon 2-17; Brooks-James 1-4; TEAM 2-minus 4. Colorado-Lindsay,Phillip 12-37; Powell,Christia 10-30; Lee, Donovan 1-8; Liufau, Sefo 13-2.

**PASSING:** Oregon-Lockie, Jeff 8-11-1-54; Alie, Taylor 4-9-0-83; Addison, Bralon 1-1-0-39. Colorado-Liufau, Sefo 25-42-1-231.

**RECEIVING:** Oregon-Griffin, Taj 3-41; Freeman, Royce 3-32; Nelson, Charles 2-44; Addison, Bralon 2-9; Brown, Jalen 1-43; Stanford, D. 1-7; Mundt, Johnny 1-0. Colorado-Spruce, Nelson 6-87; Fields, Shay 5-31; Lindsay,Phillip 4-60; Ross, Devin 2-13; Bobo, Bryce 2-13; Powell,Christia 2-8; Lee, Donovan 2-1; Irwin, Sean 1-14; MacIntyre, Jay 1-4.

**INTERCEPTIONS:** Oregon-Walker, Joe 1-0. Colorado-Witherspoon,Ahk 1-0.


**FUMBLES:** Oregon-Freeman, Royce 1-0. Colorado-Liufau, Sefo 1-1; Ross, Devin 1-0; Lindsay,Phillip 1-1.

**SACKS (UA-A):** Oregon-French, C. 1-0; Balducci, Alex 1-0; Prevot, T. 1-0; Mondeaux, Henry 1-0; Hardrick, R. 1-0. Colorado-Solis, Justin 1-0; Gilbert, Jimmie 1-0; Jackson, Leo 1-0.

**TACKLES (UA-A):** Oregon-Hardrick, R. 6-2; Ihenacho, Glen 6-0; Walker, Joe 2-4; Robinson, Tyree 5-0; Prevot, T. 3-2; Balducci, Alex 2-3; Buckner, De. 2-3; French, C. 3-1; Mattingly, D. 3-1; Talia, Tui 2-2; Daniels, Reggie 2-1; Swain, Jimmie 0-2; Ragin III, J. 1-0; Amadi, Ugo 1-0; Mondeaux, Henry 1-0; Merritt, Kirk 1-0; Coleman, Tyson 1-0; Springs, Arrion 1-0; Manu, Rex 0-1. Colorado-Awuzie, Chidobe 11-0; Thompson,Tedric 6-2; Moeller, Ryan 7-0; Severson, Ryan 4-3; Gamboa, Rick 4-2; Witherspoon,Ahk 5-0; Solis, Justin 3-1; McCartney,Derek 3-1; Olugbode,Kennet 3-1; Carrell, Jordan 3-0; Gilbert, Jimmie 3-0; Jackson, Leo 2-1; Crawley, Ken 1-0; Laguda, Afolabi 1-0; Franke, Jase 1-0; Bell, Jered 1-0; Awini, Jaleel 1-0; Coleman, Tim 1-0; Kafovalu,Samson 0-1.

<b>TEAM STATISTICS</b>	<b>ORE</b>	<b>COLO</b>
FIRST DOWNS	27	18
RUSHES-YARDS (NET)	60-361	36-77
PASSING YDS (NET)	176	231
Passes Att-Comp-Int	21-13-1	42-25-1
TOTAL OFFENSE PLAYS-YARDS	81-537	78-308
Fumble Returns-Yards	0-0	0-0
Punt Returns-Yards	1-6	1-1
Kickoff Returns-Yards	4-124	1-24
Interception Returns-Yards	1-0	1-0
Punts (Number-Avg)	4-34.8	6-46.0
Fumbles-Lost	1-0	3-2
Penalties-Yards	4-45	6-41
Possession Time	29:55	30:05
Third-Down Conversions	7 of 16	7 of 17
Fourth-Down Conversions	0 of 1	1 of 2
Red-Zone Scores-Chances	3-5	3-3
Sacks By: Number-Yards	5-38	3-6





**Game 4 - Sept. 26**

**#18 UTAH 62**  
**#13 OREGON 20**

**Eugene, Ore. (57,145)**  
**Autzen Stadium**  
**69 degrees, sunny**

EUGENE, Ore. — Oregon suffered its worst loss in more than a decade, as the No. 13 Ducks fell 62-20 to No. 18 Utah before 57,145 fans.

**How It Happened:** Both teams came into the game with question marks at quarterback, and Utah's Travis Wilson provided the best answers. He finished 18-of-30 for 227 yards with four touchdowns, along with 100 rushing yards and a TD on the ground. Oregon, meanwhile, went to Jeff Lockie in favor of Vernon Adams Jr. after falling into an early 20-6 hole. Lockie provided hope by directing a quick touchdown drive, but the Utes scored on nine straight possessions — not counting a one-play drive to end the first half — and continued to pull away.

The Ducks struggled offensively out of the gate in Adams' return from a one-game absence, but the defense started well and held Utah to a punt and two field goals on its first three possessions. But after Oregon tied it 6-6 on an Adams screen pass to Royce Freeman, the Utes scored three straight touchdowns for a 27-13 halftime lead.

Utah scored again to open the second half, and put a stranglehold on the game with an unfortunate sequence for Oregon early in the third quarter. After the Utes scored to make it 34-13, Byron Marshall was slow to leave the field after returning the ensuing kickoff. Lockie was intercepted three plays later, Marshall left the field for further examination during the change of possession and on the next play Utah scored again. It would be 55-13 before the third quarter ended.

**Who Stood Out:** Freeman accounted for 123 all-purpose yards, rushing 14 times for 77 yards and catching two passes for 46 yards and a touchdown. Bralon Addison caught three passes for 31 yards and a score. DeForest Buckner had six tackles and two quarterback hurries. He tied for the team lead in tackles, after leading the Ducks with seven a week earlier.

**What It Means:** Oregon suffered its second loss of the season to a top-25 team, losing two of its first four for the first time since going 1-3 to open the 2004 campaign. The Ducks seem in danger of being unranked for the first time since the 2009 season.

**Notable:** Along with Adams, right guard Cameron Hunt returned from a one-game absence. ... The secondary saw two new starters, with Glen Ihenacho and Juwaan Williams joining Ugo Amadi and Tyree Robinson ... Defensive regulars Chris Seisay and T.J. Daniel were not suited up for the game. ... Freshman Malik Lovette warmed up and was on the sideline with the defensive backs, after moving over from receiver during this week of practice. He remains on track to redshirt this season. ... Joe Walker, Alex Balducci, Matt Pierson and Lane Roseberry were game captains. Former UO quarterback A.J. Feeley was honorary captain.

Utah	6	21	28	7	62	Record: (4-0, 1-0)
Oregon	6	7	0	7	20	Record: (2-2, 0-1)

1st	05:11	UTAH	Phillips, Andy	28 yd field goal,	7-51 3:29,	UTAH 3 - ORE 0
	01:46	UTAH	Phillips, Andy	44 yd field goal,	6-30 2:10,	UTAH 6 - ORE 0
	01:00	ORE	Freeman, R.	13 yd pass from Adams Jr. (Alie, T. pass failed),	2-11 0:46,	UTAH 6 - ORE 6
2nd	11:00	UTAH	Covey, B.	26 yd pass from Wilson, Travis (Phillips kick),	11-75 5:00,	UTAH 13 - ORE 6
	06:15	UTAH	Scott, K.	7 yd pass from Wilson, Travis (Phillips kick),	8-52 3:16,	UTAH 20 - ORE 6
	04:08	ORE	Addison, B.	6 yd pass from Lockie, J. (Schneider, A. kick),	7-68 2:07,	UTAH 20 - ORE 13
	01:00	UTAH	Repp, C.	9 yd pass from Wilson, Travis (Phillips kick),	5-75 3:08,	UTAH 27 - ORE 13
3rd	13:21	UTAH	Wilson, Travis	2 yd run (Phillips, Andy kick),	6-75 1:39,	UTAH 34 - ORE 13
	12:13	UTAH	Covey, B.	25 yd pass from Booker, D. (Phillips kick),	1-25 0:08,	UTAH 41 - ORE 13
	03:22	UTAH	Repp, C.	16 yd pass from Wilson, T. (Phillips kick),	13-80 6:51,	UTAH 48 - ORE 13
	01:43	UTAH	Hobbs, Boobie	69 yd punt return (Phillips, Andy kick),	,	UTAH 55 - ORE 13
4th	10:00	UTAH	Thompson, Kendal	6 yd run (Phillips, Andy kick),	1-6 0:05,	UTAH 62 - ORE 13
	03:58	ORE	Alie, Taylor	14 yd run (Schneider, A. kick),	6-96 2:04,	UTAH 62 - ORE 20

**RUSHING:** Utah-Wilson, Travis 6-100; Booker, Devontae 22-98; Hackett, Tom 1-33; Hansen, Chase 4-31; Thompson, Kendal 2-6; Williams, Joe 3-5; S.-Williams, Ma 2-4; TEAM 2-minus 4. Oregon-Freeman, Royce 14-77; Griffin, Taj 2-56; Lockie, Jeff 10-37; Alie, Taylor 2-25; Benoit, Kani 5-17; Addison, Bralon 1-5; Adams Jr., V. 6-5.

**PASSING:** Utah-Wilson, Travis 18-30-0-227; Booker, Devontae 1-1-0-25; Thompson, Kendal 1-1-0-5. Oregon-Lockie, Jeff 10-20-2-139; Adams Jr., V. 2-7-0-26; Alie, Taylor 2-3-0-13.

**RECEIVING:** Utah-Scott, Kenneth 6-75; Covey, Britain 3-55; Repp, Caleb 2-25; Fakaloatonga, S 2-22; Smith, Tyrone 2-18; Young, Kenric 2-14; Booker, Devontae 1-23; Williams, Joe 1-16; Poole, Bubba 1-9. Oregon-Addison, Bralon 3-31; Freeman, Royce 2-46; Baylis, Evan 2-23; Allen, Devon 2-13; Nelson, Charles 1-26; Mundt, Johnny 1-16; Stanford, D. 1-13; Griffin, Taj 1-8; Marshall, Byron 1-2.

**INTERCEPTIONS:** Utah-Williams, Marcus 1-52; Hatfield, Domo. 1-0. Oregon-None.

**FUMBLES:** Utah-None. Oregon-Benoit, Kani 1-1; Lockie, Jeff 1-0.

**SACKS (UA-A):** Utah-Fanaika, Jason 1-1; Taumoepenu, Pita 2-0; Whittingham, Ja 1-0; Mokofisi, Filipo 0-1. Oregon-None.

**TACKLES (UA-A):** Utah-Clegg, Hayden 1-5; Fanaika, Jason 3-2; Paul, Gianni 2-3; Mokofisi, Filipo 3-1; Norris, Jared 1-3; Carter, Tevin 3-0; Taumoepenu, Pita 3-0; Butler-Byrd, C 2-1; Godfrey, Andre 2-1; Thomas, Justin 1-2; Fauonuku, Vilis 1-2; Tu'ikolovatu, S 0-3; Allen, Brian 2-0; Porter, Reginald 2-0; Hatfield, Domo. 2-0; Fitts, Kylie 1-1; Masina, Uaea 1-1; Lotulelei, Lowe 1-1; Whittingham, Ja 1-1; Williams, Marcus 1-1; Barton, Cody 0-2; Hughes, Casey 1-0; Phillips, Andy 1-0; Eggiman, Evan 0-1; Lee, Austin 0-1; Shah, Sharrieff 0-1; Hobbs, Boobie 0-1. Oregon-Coleman, Tyson 3-3; Buckner, De. 2-4; Walker, Joe 2-4; Hardrick, R. 2-4; Amadi, Ugo 4-1; Ihenacho, Glen 3-2; Talia, Tui 1-4; Mattingly, D. 1-3; Swain, Jimmie 0-4; French, C. 0-4; Oliver, Khalil 1-2; Griffin, Ty 1-2; Balducci, Alex 0-3; Nelson, Charles 2-0; Maloata, Austin 1-1; Ragin III, J. 1-1; Williams, Ju. 1-1; Robinson, Tyree 0-2; Merritt, Kirk 0-2; Daniels, Reggie 0-2; Mondeaux, Henry 1-0; Heard, Eddie 1-0; Apelu, Kaulana 1-0; Jelks, Jalen 1-0; Daich, Austin 0-1; Springs, Arrion 0-1; Addison, Bralon 0-1.

TEAM STATISTICS	UTAH	ORE
FIRST DOWNS	24	20
RUSHES-YARDS (NET)	42-273	40-222
PASSING YDS (NET)	257	178
Passes Att-Comp-Int	32-20-0	30-14-2
TOTAL OFFENSE PLAYS-YARDS	74-530	70-400
Fumble Returns-Yards	0-0	0-0
Punt Returns-Yards	3-90	0-0
Kickoff Returns-Yards	1-16	11-256
Interception Returns-Yards	2-52	0-0
Punts (Number-Avg)	3-60.3	7-40.6
Fumbles-Lost	0-0	2-1
Penalties-Yards	6-54	10-90
Possession Time	36:40	23:20
Third-Down Conversions	6 of 13	4 of 13
Fourth-Down Conversions	2 of 2	1 of 2
Red-Zone Scores-Chances	6-6	3-4
Sacks By: Number-Yards	5-30	0-0



Game 3 - Sept. 19

**GEORGIA STATE** 28  
**#12 OREGON** 61

Eugene, Ore. (56,859)  
 Autzen Stadium  
 70 degrees, mostly sunny

EUGENE, Ore. — With Vernon Adams Jr. in uniform but on the bench to get healthy, junior Jeff Lockie made his first career start at quarterback in

No. 12 Oregon's 61-28 victory over Georgia State before a crowd of 56,859, the 105th sellout in Autzen Stadium history.

**How It Happened:** Tyree Robinson's first career interception was returned for a pick-six to open the game, the first of two defensive touchdowns on the day for Oregon. The Panthers used a couple of big plays in the passing game and a UO fumble to keep the score respectable, but the Ducks were in control start to finish and enter Pac-12 play next week 2-1.

Lockie led the Ducks to field goals on his first two drives, and it was 13-0 before Georgia State (1-2) used a couple of explosion plays in the passing game to set up their first touchdown. Royce Freeman scored from 22 yards out to make it 20-7 in the second quarter, Lockie connected with Dwayne Stanford for a 35-yard scoring play on a tunnel screen and Aidan Schneider tacked on two more field goals to make it 33-7 at halftime.

Freshman Kirk Merritt fumbled at the end of a kick return to open the second half, setting up Georgia State's second touchdown. Oregon made it 40-14 when Bralon Addison lined up at quarterback and pitched to Taj Griffin for a short rushing touchdown, but the Panthers quickly answered with a 75-yard touchdown reception.

The UO offense answered again, with Lockie hitting Johnny Mundt for his first receiving touchdown since November 2013, putting Oregon up 47-21 late in the third quarter. Georgia State's third passing touchdown of the quarter got the Panthers back within 47-28 entering the final period, in which Joe Walker returned a fumble 48 yards for Oregon's second defensive touchdown and QB Taylor Alie ran for an 87-yard score.

**Who Stood Out:** Lockie finished 23-of-31 for 228 yards and two touchdowns. .... Freeman's rushing touchdown was No. 23 of his career, ninth in UO history. He finished with 10 carries for 101 yards. ... Defensively, Robinson ended up with two interceptions — both on tipped passes — to become the first Duck with two since Erick Dargan against Wyoming last season. ... Not to be overlooked were the efforts of both UO placekickers. Schneider became the first UO kicker to make four field goals in a half since Paul Martinez had five in the first half against Montana in 2005. And Matt Wogan recorded touchbacks on all but three of his 11 kickoffs over the course of the day.

**What It Means:** Oregon was able to win comfortably while playing without starters Adams, Chris Seisay and Cameron Hunt. The big pass plays by Georgia State and missed tackles by the Ducks remain concerns for the coaching staff, but the defense's two touchdowns and four sacks were positives to take from the game.

**Notable:** Alie's run was the fifth-longest in UO history, and longest by an Oregon quarterback since 1938. ... Doug Brenner made the

start at right guard in Hunt's place, and Ugo Amadi became the first UO true freshman to start a game this season, in place of Seisay.

<b>Georgia State</b>	<b>7</b>	<b>0</b>	<b>21</b>	<b>0</b>	<b>28</b>	<b>Record: (1-2)</b>
<b>Oregon</b>	<b>13</b>	<b>20</b>	<b>14</b>	<b>14</b>	<b>61</b>	<b>Record: (2-1)</b>

1st	13:53	ORE	Robinson, Tyree 41 yd interception return (Schneider, A. kick), , GSU 0 - ORE 7
	07:16	ORE	Schneider, A. 26 yd field goal, 13-58 3:39, GSU 0 - ORE 10
	04:11	ORE	Schneider, A. 40 yd field goal, 4-3 1:00, GSU 0 - ORE 13
	02:11	GSU	Arbuckle, Nick 1 yd run (Lutz, Wil kick), 5-75 2:00, GSU 7 - ORE 13
2nd	11:17	ORE	Freeman, Royce 22 yd run (Schneider, A. kick), 2-40 0:20, GSU 7 - ORE 20
	09:11	ORE	Stanford, D. 35 yd pass from Lockie, J. (Schneider, A. kick), 3-40 0:52, GSU 7 - ORE 27
	01:45	ORE	Schneider, A. 40 yd field goal, 7-41 2:22, GSU 7 - ORE 30
	00:00	ORE	Schneider, A. 40 yd field goal, 7-42 1:15, GSU 7 - ORE 33
3rd	14:03	GSU	Boyd, T. 14 yd pass from Arbuckle, Nick (Lutz, Wil kick), 2-32 0:50, GSU 14 - ORE 33
	08:57	ORE	Griffin, Taj 3 yd run (Schneider, A. kick), 16-98 5:06, GSU 14 - ORE 40
	08:43	GSU	Davis, R. 75 yd pass from Arbuckle, Nick (Lutz, Wil kick), 1-75 0:14, GSU 21 - ORE 40
	05:38	ORE	Mundt, J. 11 yd pass from Lockie, Jeff (Schneider, A. kick), 9-39 3:05, GSU 21 - ORE 47
	01:20	GSU	Rucker, K. 6 yd pass from Arbuckle, Nick (Lutz, Wil kick), 9-75 4:18, GSU 28 - ORE 47
4th	11:48	ORE	Walker, Joe 52 yd fumble recovery (Schneider, A. kick), , GSU 28 - ORE 54
	09:32	ORE	Alie, Taylor 87 yd run (Schneider, A. kick), 3-91 1:15, GSU 28 - ORE 61

**RUSHING:** Georgia State-Kirk, Demarcus 6-42; Scaife, Emiere 3-36; Neal, Kyler 13-30; Caffey, Marcus 8-19; Arbuckle, Nick 6-minus 14. Oregon-Freeman, Royce 10-101; Alie, Taylor 1-87; Griffin, Taj 14-56; Brooks-James 12-50; Jones, J.J. 4-15; Addison, Bralon 3-9; Lockie, Jeff 8-2; TEAM 1-minus 9.

**PASSING:** Georgia State-Arbuckle 25-35-2-318; Scaife, E. 0-5-0-0. Oregon-Lockie, Jeff 23-31-0-228.

**RECEIVING:** Georgia State-Hart, Penny 9-128; Boyd, Todd 4-29; Davis, Robert 3-89; Rucker, Keith 3-38; Ruiz, Joel 2-25; Andrews, O. 1-14; Smith, Glenn 1-3; Neal, Kyler 1-minus 2; Height, Nyiakki 1-minus 6. Oregon-Stanford, D. 3-48; Allen, Devon 3-28; Addison, Bralon 3-23; Brooks-James 3-17; Nelson, Charles 2-48; Brown, Jalen 2-25; Baylis, Evan 2-11; Freeman, Royce 2-3; Mundt, Johnny 1-11; Marshall, Byron 1-9; Merritt, Kirk 1-5.

**INTERCEPTIONS:** Georgia State-None. Oregon-Robinson, Tyree 2-42.

**FUMBLES:** Georgia State-Arbuckle 1-1; Ringer, K. 1-0; Height, Nyiakki 1-1. Oregon-Lockie, Jeff 2-0.

**SACKS (UA-A):** Georgia State-Peterson, J. 1-0. Oregon-Buckner, De. 1-1; Coleman, Tyson 1-0; Prevot, T. 0-1; French, C. 1-0.

**TACKLES (UA-A):** Georgia State-Batiste, Tarris 9-1; Baker, Bobby 4-5; Peterson, J. 5-3; Dukes, Bruce 5-2; McGee, Alonzo 2-3; Allen, Antreal 2-3; Ringer, Caleb 2-3; Sullivan, C. 3-1; Payne, Trey 1-3; Laurent, Julien 2-1; Huey, David 2-1; Lawrence, S. 2-1; Simon, Nate 2-1; Hopson, Carnell 2-0; Traylor, James 1-1; King, Melvin 1-1; Middleton, C. 1-1; Cheridor, M. 0-2; Jones, Tevin 1-0; Strickland, T. 0-1; Cunningham, W. 0-1; Allen, M. 0-1; Shaw, Michael 0-1; Hill, Trent 0-1. Oregon-Buckner, De. 4-3; French, C. 4-2; Amadi, Ugo 4-1; Daniels, Reggie 3-2; Williams, Ju. 4-0; Walker, Joe 2-2; Ragin III, J. 2-1; Balducci, Alex 1-2; Hardrick, R. 1-2; Coleman, Tyson 2-0; Kaumatule, C. 1-1; Swain, Jimmie 1-1; Springs, Arrion 1-1; Mattingly, D. 1-1; Oliver, Khalil 0-2; Prevot, T. 0-2; Daniel, T.J. 0-2; Maloata, Austin 0-2; Jelks, Jalen 1-0; Roseberry, Lane 1-0; Sloan, Jason 1-0; Griffin, Ty 1-0; Carriger, Cody 1-0; Merritt, Kirk 1-0; Apelu, Kaulana 0-1; Daich, Austin 0-1; Robinson, Tyree 0-1.

TEAM STATISTICS	GSU	ORE
FIRST DOWNS	22	29
RUSHES-YARDS (NET)	36-113	53-311
PASSING YDS (NET)	318	228
Passes Att-Comp-Int	40-25-2	31-23-0
TOTAL OFFENSE PLAYS-YARDS	76-431	84-539
Fumble Returns-Yards	0-0	2-59
Punt Returns-Yards	0-0	0-0
Kickoff Returns-Yards	4-41	3-69
Interception Returns-Yards	0-0	2-42
Punts (Number-Avg)	5-39.0	4-44.2
Fumbles-Lost	3-2	2-0
Penalties-Yards	4-23	7-62
Possession Time	31:13	28:47
Third-Down Conversions	5 of 14	5 of 15
Fourth-Down Conversions	0 of 1	2 of 2
Red-Zone Scores-Chances	3-4	4-4
Sacks By: Number-Yards	1-12	4-17



Game 2 - Sept. 12

#7 OREGON 28  
#5 MICHIGAN STATE 31

East Lansing, Mich. (76,526)  
Spartan Stadium  
69 degrees, partly sunny

EAST LANSING, Mich. — The No. 7 Oregon football team dropped a dramatic 31-28 decision at Michigan State before 76,526 in Spartan Stadium, as the home team evened the score after its loss at Autzen Stadium last season.

**How It Happened:** The Ducks (1-1) struggled to get untracked offensively much of the night, with Royce Freeman bottled up and Vernon Adams Jr. playing with gloves on both hands after being knocked out of Oregon's opener a week earlier. Two late defensive stands allowed the offense to score and made it a three-point game, but the Ducks couldn't complete the comeback despite getting another possession

There were no hints of the offensive struggles to come when Oregon drove to a touchdown on the game's opening drive. Charles Nelson returned to the starting lineup after a one-game absence and caught three balls for 43 yards on the possession, setting up a two-yard rushing touchdown by Freeman. But that would be the only UO offensive touchdown of the first three quarters.

Michigan State (2-0) answered immediately, with Madre London's 62-yard rush on the Spartans' first play from scrimmage setting up a Connor Cook passing touchdown to Josiah Price. Cook added another touchdown pass in the second quarter, while Adams threw two first-half interceptions and Freeman was stopped on a fourth-down run short of the goal line.

Addison's return after a three-and-out from the UO defense opened the second half, and tied the game. Michigan State went up 21-14 on an L.J. Scott rushing touchdown that followed a long fourth-down conversion, the fifth in five attempts by UO opponents this season. A Michael Geiger field goal gave the Spartans some breathing room at 24-14, before the UO offense got going again and Adams rushed for a short touchdown early in the fourth quarter.

Michigan State answered quickly again, going 65 yards in three plays, the last another TD run by Scott for a 31-21 lead. But the Spartans would go three-and-out on their next two drives, while the Ducks pulled within a field goal on a Byron Marshall touchdown with 3:25 to play. Marshall got open behind the defense on Oregon's next possession, but Adams overthrew him and Michigan State held on to win.

**Who Stood Out:** Addison's 236 all-purpose yards were a career-high. He led the Ducks with seven receptions for 138 yards, and returned four punts for 98 yards. ... Marshall's touchdown was the 26th of his career, tying him for 10th on the UO career list with Saladin McCullough (1996-97). ... Arrion Springs led the Ducks with 13 tackles, a week after fellow cornerback Chris Seisey led the team with nine. ... Joe Walker added 11 tackles.

**Notes:** Not only did Nelson return as a starter, sophomore receiver Devon Allen played on Oregon's first possession. It was his first playing time since last season's Rose Bowl. ... The UO defense held Michigan State to 3-of-12 on third down, but the Spartans converted both their fourth-down conversion attempts, each setting up a touchdown. ... Oregon was whistled for nine penalties, while the home team was whistled for two. A Pac-12 crew officiated the game.

Oregon	7	0	7	14	28	Record: (1-1)
Michigan State	7	7	10	7	31	Record: (2-0)

1st	11:10	ORE	Freeman, Royce 2 yd run (Schneider, A. kick), 13-75 3:50, ORE 7 - MSU 0
	10:02	MSU	Price, Josiah 12 yd pass from Cook, C. (Geiger, M. kick), 3-75 1:08, ORE 7 - MSU 7
2nd	13:45	MSU	Burbridge, A. 17 yd pass from Cook, C. (Geiger, M. kick), 6-30 2:16, ORE 7 - MSU 14
3rd	13:11	ORE	Addison, Bralon 81 yd punt return (Schneider, A. kick), ORE 14 - MSU 14
	08:11	MSU	Scott, LJ 6 yd run (Geiger, Michael kick), 11-75 5:00, ORE 14 - MSU 21
	01:08	MSU	Geiger, Michael 36 yd field goal, 12-59 5:29, ORE 14 - MSU 24
4th	12:20	ORE	Adams Jr., V. 2 yd run (Schneider, A. kick), 12-78 3:47, ORE 21 - MSU 24
	10:51	MSU	Scott, LJ 38 yd run (Geiger, Michael kick), 3-65 1:20, ORE 21 - MSU 31
	03:25	ORE	Marshall, B. 15 yd pass from Adams Jr., V. (Schneider, A. kick), 9-80 2:49, ORE 28 - MSU 31

**RUSHING:** Oregon-Freeman, Royce 24-92; Brooks-James 3-20; Adams Jr., V. 14-6; Nelson, Charles 1-4; Benoit, Kani 1-1. Michigan State-London, Madre 18-103; Scott, LJ 11-76; Shelton, R.J. 2-22; Cook, Connor 2-4; TEAM 3-minus 4; Terry, Damion 1-minus 4.

**PASSING:** Adams Jr., V. 22-39-2-309. Michigan State-Cook, Connor 20-32-1-192.

**RECEIVING:** Oregon-Addison, Bralon 7-138; Nelson, Charles 7-79; Marshall, Byron 3-41; Freeman, Royce 3-34; Baylis, Evan 2-17. Michigan State-Burbridge, A. 8-101; Kings, M. 6-48; Price, Josiah 2-23; Shelton, R.J. 2-minus 1; Lyles, Jamal 1-18; Lang, Paul 1-3.


**INTERCEPTIONS:** Oregon-Amadi, Ugo 1-25. Michigan State-Nicholson, M. 1-30; Williamson, RJ 1-0.

**FUMBLES:** Oregon-Heard, Eddie 1-0; Freeman, Royce 1-0. Michigan State-None.

**SACKS (UA-A):** Oregon-None. Michigan State-Thomas, L. 0-2; Frey, Chris 0-2; Calhoun, S. 1-0; Cooper, D. 0-1; Evans, Craig 0-1.

**TACKLES (UA-A):** Oregon-Springs, Arrion 6-7; Walker, Joe 1-10; Coleman, Tyson 1-7; French, C. 0-7; Daniels, Reggie 3-3; Buckner, De. 1-4; Hardrick, R. 1-4; Balducci, Alex 0-5; Robinson, Tyree 1-3; Seisay, Chris 2-1; Prevot, T. 1-1; Ragin III, J. 1-0; TEAM 1-0; Merritt, Kirk 1-0; Leiato, Fotu 0-1; Schuller, Zac 0-1; Mondeaux, Henry 0-1; Talia, Tui 0-1. Michigan State-Bullough, Riley 5-9; Harris, Darien 5-7; Reschke, J. 2-9; Cox, Demetrious 3-4; Heath, Joel 1-5; Thomas, L. 0-6; Nicholson, M. 3-2; Colquhoun, A. 0-5; Cooper, D. 2-2; Frey, Chris 2-2; Copeland, V. 2-1; Calhoun, S. 2-1; Edmondson, J. 1-2; Williamson, RJ 1-2; McDowell, M. 0-3; Dowell, Andrew 1-1; Morrissey, Matt 1-1; Hicks, Darien 0-2; Watts-Jackson 0-2; Allen, Brian 1-0; Shelton, R.J. 1-0; Knox, Damon 1-0; Evans, Craig 0-1; Jones, Shane 0-1.

TEAM STATISTICS	ORE	MSU
FIRST DOWNS	26	21
RUSHES-YARDS (NET)	43-123	37-197
PASSING YDS (NET)	309	192
Passes Att-Comp-Int	39-22-2	32-20-1
TOTAL OFFENSE PLAYS-YARDS	82-432	69-389
Fumble Returns-Yards	0-0	0-0
Punt Returns-Yards	4-98	0-0
Kickoff Returns-Yards	4-88	2-47
Interception Returns-Yards	1-25	2-30
Punts (Number-Avg)	3-30.7	5-51.4
Fumbles-Lost	2-0	0-0
Penalties-Yards	9-56	2-15
Possession Time	26:34	33:26
Third-Down Conversions	4 of 13	3 of 12
Fourth-Down Conversions	2 of 6	2 of 2
Red-Zone Scores-Chances	3-4	4-5
Sacks By: Number-Yards	0-0	4-18



Game 1 - Sept. 5

**EASTERN WASHINGTON 42**  
**#7 OREGON 61**

**Eugene, Ore. (58,128)**  
**Autzen Stadium**  
**69 degrees, partly sunny**

EUGENE, Ore. — The No. 7 Oregon football team opened the 2015 season by winning its 11th straight home opener, 61-42 over visiting Eastern Washington before 58,128 on hand for the 104th consecutive sellout of Autzen Stadium.

**How It Happened:** Vernon Adams Jr.'s debut with the Ducks was a triumphant one. Playing against the school from which he earned his undergraduate degree before transferring this summer, Adams led Oregon to victory in a shootout over an FCS school that set numerous school records for offense last season. The young UO secondary was targeted for 438 passing yards by the Eagles, but Adams and the UO offense had more than enough firepower to match.

The Ducks relied on their rushing game early, with Kani Benoit, Royce Freeman and Tony Brooks-James all scoring on the ground — in Freeman's case, three times. His first put Oregon up 20-7 late in the first quarter, and his second made it 34-21 midway through the second.

Eastern did most of its damage through the air, relying heavily on big receiver Cooper Kupp, who accounted for 246 receiving yards - an Autzen Stadium record - and three touchdowns. But Adams and the Ducks also did work through the air; his first-quarter TD pass to Bralon Addison gave Oregon 69 straight games with at least one touchdown through the air, tying the FBS record held by Texas Tech (2006-11). Adams added a TD pass to Byron Marshall in the third quarter, giving him multiple scoring passes in 27 straight games, the first 26 for EWU.

**What It Means:** Playing for the first time without Heisman Trophy winner Marcus Mariota, the Ducks didn't miss much of a beat offensively. Given the experience in Oregon's front seven, it figured opponents would try to attack them through the air. The question will be what kind of adjustment the Ducks can make over the next week before a big matchup with Michigan State.

**Notes:** Defensive coordinator Don Pellum spent the game in the coaches' box, while outside linebackers coach Erik Chinander was on the sideline. That was a reversal of their positions for games last season. ... The Ducks used six true freshmen: receiver Kirk Merritt, cornerback Ugo Amadi, safety Fotu Leiato, nose tackle Rex Manu, running back Taj Griffin and linebacker Kaulana Apelu. Leiato played exclusively on special teams, and was double-teamed on his first two reps covering kickoffs. Amadi was the extra defensive back in nickel situations. ... Addison and left tackle Tyler Johnstone each got the start on offense, returning from injuries that kept the sidelined all last season. ... Tui Talia was pegged to replace defensive end Arik Armstead in the starting lineup. That gave the Ducks all seniors across the front seven. ... Sophomore Charles Nelson suited up but did not enter the game.

<b>Eastern Washington</b>	<b>7</b>	<b>14</b>	<b>14</b>	<b>7</b>	<b>42</b>	<b>Record: (0-1)</b>
<b>Oregon</b>	<b>20</b>	<b>17</b>	<b>17</b>	<b>7</b>	<b>61</b>	<b>Record: (1-0)</b>

1st	12:43	ORE	Benoit, Kani 8 yd run (Alie, Taylor pass failed), 7-63 2:17, EWU 0 - ORE 6
	07:32	ORE	Addison, B. 6 yd pass from Adams Jr., V. (Schneider, A. kick), 9-70 2:42, EWU 0 - ORE 13
	05:21	EWU	Shaq Hill 12 yd pass from Jordan West (McNannay kick), 7-75 2:11, EWU 7 - ORE 13
	04:23	ORE	Freeman, Royce 1 yd run (Schneider, A. kick), 4-62 0:58, EWU 7 - ORE 20
2nd	14:22	ORE	Brooks-James 12 yd run (Schneider, A. kick), 9-77 2:16, EWU 7 - ORE 27
	12:15	EWU	Kendrick Bourne 2 yd pass from West (McNannay kick), 5-75 2:07, EWU 14 - ORE 27
	10:37	ORE	Freeman, Royce 3 yd run (Schneider, A. kick), 7-61 1:38, EWU 14 - ORE 34
	06:11	EWU	Cooper Kupp 16 yd pass from West (McNannay kick), 9-41 2:55, EWU 21 - ORE 34
	00:00	ORE	Schneider, A. 38 yd field goal, 7-58 0:48, EWU 21 - ORE 37
3rd	10:29	ORE	Freeman, Royce 1 yd run (Schneider, A. kick), 8-65 2:51, EWU 21 - ORE 44
	05:35	EWU	Kupp 1 yd pass from R. Hennessey (McNannay kick), 13-75 4:54, EWU 28 - ORE 44
	04:31	ORE	Marshall, B. 24 yd pass from Adams Jr., V. (Schneider kick), 3-68 1:04, EWU 28 - ORE 51
	02:13	EWU	Jabari Wilson 3 yd run (Tyler McNannay kick), 7-70 2:18, EWU 35 - ORE 51
	00:00	ORE	Schneider, A. 30 yd field goal, 7-33 2:13, EWU 35 - ORE 54
4th	07:47	ORE	Brooks-James 15 yd run (Schneider, A. kick), 8-70 3:20, EWU 35 - ORE 61
	02:35	EWU	Kupp 7 yd pass from R. Hennessey (B. Bangsund kick), 13-68 5:12, EWU 42 - ORE 61

**RUSHING:** Eastern Washington-Jabari Wilson 10-43; Malcom Williams 7-37; R.Hennessey 3-20; Jalen Moore 5-7; Sam McPherson 2-3; Jordan West 3-1; SimbaWebster 1-0. Oregon-Freeman, Royce 21-180; Adams Jr., V. 14-94; Benoit, Kani 11-83; Brooks-James 6-63; Griffin, Taj 3-60; Addison, Bralon 1-7; TEAM 1-minus 2.

**PASSING:** Eastern Washington-Jordan West 23-34-1-293; R. Hennessey 14-21-1-145. Oregon-Adams Jr., V. 19-25-0-246.

**RECEIVING:** Eastern Washington-Cooper Kupp 15-246; Kendrick Bourne 5-60; Shaq Hill 4-49; Nic Sblendorio 3-20; Jalen Moore 3-3; Terence Grady 2-27; Simba Webster 2-8; Zach Wimberly 1-13; Jabari Wilson 1-6; Malcom Williams 1-6. Oregon-Marshall, Byron 4-69; Stanford, D. 3-90; Addison, Bralon 3-24; Freeman, Royce 2-18; Mundt, Johnny 2-12; Baylis, Evan 2-11; Brooks-James 2-3; Benoit, Kani 1-19.

**INTERCEPTIONS:** Ohio State-Apple, E. 1-8. Oregon Ducks-Mattingly, Danny 1-0.

**FUMBLES:** Eastern Washington-None. Oregon-Adams Jr., V. 2-1.

**SACKS (UA-A):** Eastern Washington-Samson Ebukam 1-0. Oregon-Walker, Joe 1-0.

**TACKLES (UA-A):** Eastern Washington-Miles Weatheroy 8-1; Mitch Fettig 7-1; Alek Kacmarcik 4-3; Zach Bruce 5-1; Jake Gall 4-2; Cole Karstetter 3-2; Rashad Wadood 3-2; Miquiyah Zamora 2-3; Samson Ebukam 1-2; Matthew Sommer 1-2; Jonah Jordan 1-2; Terence Grady 2-0; Todd Raynes 2-0; Marcus Saugen 1-1; Andre Lino 1-1; Jakob Stoll 1-0; Ketner Kupp 1-0; Conner Baumann 0-1; Moe Roberts 0-1; Keenan Williams 0-1; Jay-Tee Tiuli 0-1; Kurt Calhoun 0-1; Victor Gamboa 0-1; Nzuzi Webster 0-1. Oregon-Seisay, Chris 7-2; Walker, Joe 5-3; Springs, Arrion 7-0; Hardrick, R. 4-3; Williams, J. 3-2; Daniels, Reggie 3-1; Talia, Tui 2-2; Bostick, Paris 3-0; Buckner, De. 2-1; Amadi, Ugo 2-1; Kurahara, J. 0-3; Daniel, T.J. 2-0; Ragin III, J. 1-1; Swain, Jimmie 1-1; Brooks-James 1-1; Manu, Rex 0-2; Robinson, Tyree 1-0; French, C. 1-0; Mattingly, D. 1-0; McDowell, De. 0-1; Oliver, Khalil 0-1; Balducci, Alex 0-1; Prevot, T. 0-1; Daich, Austin 0-1.

TEAM STATISTICS	EWU	ORE
FIRST DOWNS	31	34
RUSHES-YARDS (NET)	31-111	57-485
PASSING YDS (NET)	438	246
Passes Att-Comp-Int	55-37-2	25-19-0
TOTAL OFFENSE PLAYS-YARDS	86-549	82-731
Fumble Returns-Yards	0-0	0-0
Punt Returns-Yards	0-0	1-6
Kickoff Returns-Yards	5-105	4-113
Interception Returns-Yards	0-0	2-21
Punts (Number-Avg)	4-37.8	0-0.0
Fumbles-Lost	0-0	2-1
Penalties-Yards	11-78	8-70
Possession Time	33:13	26:47
Third-Down Conversions	6 of 14	5 of 10
Fourth-Down Conversions	3 of 3	3 of 4
Red-Zone Scores-Chances	6-6	8-9
Sacks By: Number-Yards	1-5	1-8

## THE LAST TIME...

**RUSHING****Player Rushed for 100 Yards**

by UO 112, Royce Freeman at Arizona State 10/29/2015  
by Opp 135, Richard Demario, 127, Kalen Ballage at Arizona State 10/29/2015

**Two Players Rushed for 100 Yards**

by UO Royce Freeman (166) and Taj Griffin (110) at Colorado 10/3/2015  
by Opp Richard Demario (127) and Kalen Ballage (127) at Arizona State 10/29/2015

**Three Players Rushed for 100 Yards**

by UO 128, De'Anthony Thomas; 124 Byron Marshall; Marcus Mariota vs. Nicholls 8/31/2013  
by opp Unknown

**Player Rushed for 200 Yards**

by UO 246, Royce Freeman vs. Washington State 10/10/2015  
by Opp 246, Ezekiel Elliott vs. Ohio State 1/12/2015

**Player Rushed for 300 Yards**

by UO 321, Kenjon Barner at USC 11/3/2012  
by Opp 357, Ruben Mayes vs. Washington State 10/27/1984

**Player Rushed 30 Times**

by UO 38 (321 yds), Kenjon Barner at USC 11/3/2012  
by Opp 36 (246), Ezekiel Elliott vs. Ohio State 1/12/2015

**Player Rushed for 4 Touchdowns or More**

by UO 4, Royce Freeman vs. Washington, 10/18/2014  
by Opp 4, Ezekiel Elliott vs. Ohio State 1/12/2015

**Player Rushed for 3 Touchdowns or More**

by UO 3, Royce Freeman vs. Eastern Washington 9/5/2015  
by Opp 4, Ezekiel Elliott vs. Ohio State 1/12/2015

**Player Scored on 50-Yard Run or Longer**

by UO 64, Royce Freeman, 62, Kani Beniot at Arizona State 10/29/2015  
by Opp 72, Myles Gaskin at Washington 10/17/2015

**Player had a 70-Yard Run or Longer**

by UO 87, Taylor Alie vs. Georgia State 9/19/2015  
by Opp 72, Myles Gaskin at Washington 10/17/2015

**Player had an 80-Yard Run or Longer**

by UO 87, Taylor Alie vs. Georgia State 9/19/2015  
by Opp 80, Kory Sheets, Purdue 9/13/2008

**PASSING****Player Passed for 400 Yards**

by UO 456, Marcus Mariota (23-33) vs. Tennessee 9/14/2013  
by Opp 505, Luke Falk (50-74), vs. Washington State 10/10/2015

**Player Completed 25 Passes**

by UO 26, Marcus Mariota (338 yds) vs. Florida State 1/1/2015  
by Opp 32, Mike Bercovici (398 yds), at Arizona State 10/29/2015

**Player Attempted 40 Passes**

by UO 41, Marcus Mariota (27 comp) at Arizona 11/23/2013  
by OPP 53, Mike Bercovici (32 comp), at Arizona State 10/29/2015

**Player Passed for 4 or more Touchdowns**

by UO 4, Vernon Adams Jr. at Arizona State, 10/29/2015  
by Opp 5, Mike Bercovici at Arizona State, 10/29/2015

**Player Passed for 5 or more Touchdowns**

by UO 5, Marcus Mariota vs. California 10/24/2014  
by Opp 5, Mike Bercovici at Arizona State, 10/29/2015

**RECEIVING****Player Caught 10 or More Passes**

by UO 10, De'Anthony Thomas (86 yds) vs. Oregon State 11/26/2011  
by Opp 15, Cooper Kupp (246 yds), Eastern Washington 9/5/2015

**Player Gained 150 Yards Receiving**

by UO 169, Byron Marshall (8 rec.) vs. Ohio State 1/12/2015  
by Opp 246, Cooper Kupp (15 rec.), Eastern Washington 9/5/2015

**Two players had 100 yards Receiving**

by UO Darren Carrington (126) and Charles Nelson (104), vs. Arizona 12/5/2014  
by Opp Marqise Lee (157) and Nelson Agholor (162), USC 11/3/2012

**Player Made Three Touchdown Receptions**

by UO 3, Josh Huff vs. Oregon State 11/29/2013  
by Opp 3, Cooper Kupp, Eastern Washington 9/5/2015

**Player Scored on 50-Yard Pass Play or Longer**

by UO 77, Byron Marshall (Marcus Mariota) at Oregon State, 11/29/2014  
by Opp 75, Robert Davis (Nick Arbuckle), Georgia State, 9/19/2015

**Player Scored on 80-Yard Pass Play or Longer**

by UO 80, Devon Allen (Marcus Mariota) at Washington State 9/20/2014  
by Opp 85, Juron Criner (Nick Foles), Arizona 11/26/2010

**SPECIAL TEAMS****Player Accumulated 100 Yards or More Punt Returns**

by UO 142, Bralon Addison vs. California 9/28/2013  
by Opp 146, Curtis Conway, USC 10/10/1992

**Player Returned Punt for Touchdown**

by UO 81, Bralon Adidison at Michigan State 9/12/2015  
by Opp 69, Boobie Hobbs, vs. Utah 9/26/2015

**Player Accumulated 200 Yards or More Kickoff Returns**

by UO 201, Walter Thurmond III vs. Oklahoma State 12/30/2008  
by Opp 251, Marqise Lee, USC 11/3/2012

**Player Returned Kickoff for Touchdown**

by UO 100, Charles Nelson at Arizona State 10/29/2015  
by Opp 100, Terry Richardson, Arizona State 9/30/2006

**Player Scored a Touchdown on a Blocked Punt**

by UO Boseko Lokombo (Avery Patterson block) vs. Washington St. 10/29/2011  
by Opp Jon Alston, Stanford 10/1/2005

**Player Blocked Punt (No Touchdown)**

by UO Josh Huff at Virginia 9/7/2013  
by Opp T.J. McDonald, USC 11/19/2011

**Player Scored a Touchdown on a Blocked Field Goal**

by UO Rodney Hardrick (Wade Keliikipi) at Stanford 11/7/2013  
by Opp Marlin Jackson (Jeremy LeSueur), Michigan 9/20/2003

**Player Blocked a Field Goal**

by UO Wade Keliikipi at Stanford 11/7/2013  
by Opp Tra'Darius Goff, Tennessee Tech 9/15/2012

**KICKING****Player Kicked Four or More Field Goals**

by UO 4, Aiden Schneider vs. Georgia State, 9/19/2015  
by Opp 4, Jordan Williamson, Stanford 11/7/2013

**Player Kicked 50-Yard or Longer Field Goal**

by UO 52, Matt Evensen at Arizona State 10/25/2008  
by Opp 54, Giorgio Tavecchio, California 10/6/2011

**Player had a 70+ Yard Punt**

by UO 75, Kurtis Doerr at Michigan State 9/2/1999  
by Opp 76, Tom Hackett, vs. Utah 9/26/2015

**Player Missed Point After Touchdown**

by UO Aidan Schneider vs. Florida State 1/1/2015  
by Opp Andrew Furney, Washington State 9/29/2012

## THE LAST TIME...

**DEFENSE****Player Made 15 or More Tackles**

by UO 15, Charles Nelson at Arizona State 10/29/2015  
by Opp 15, Addison Gillam, Colorado 10/5/2013

**Player Made Two or More Interceptions**

by UO 2, Tyree Robinson vs. Georgia State, 9/19/2015  
by Opp 2, Greg Henders, Colorado 10/5/2014

**Player Made Three or More Interceptions**

by UO 3, Steve Smith vs. Colorado 1/1/2002  
by Opp 3, Jake Cookus, Oregon State 11/18/2000

**Player Returned Interception for Touchdown**

by UO Tyree Robinson (41 yds) vs. Georgia State 9/19/2015  
by Opp Damante Horton (76 yds), Washington State 10/29/2011

**Player Recovered/Returned Fumble for Touchdown**

by UO Joe Walker (52 yds) vs. Georgia State 9/19/2015  
by Opp Deone Bucannon (29 yds), Washington State 10/19/2013

**Player Scored a 2-point Safety**

by UO Team vs. Washington State 10/13/2007  
by Opp Team, Colorado 10/22/2011

**Player Scored a 1-point Safety**

by UO Team vs. Kansas State 1/3/2013

**TEAM****Surpassed 700 Yards Total Offense**

by UO 731, vs. Eastern Washington 9/5/2015  
by Opp 742, at Arizona State 10/29/2015

**Surpassed 600 Yards Total Offense**

by UO 731, vs. Eastern Washington 9/5/2015  
by Opp 742, at Arizona State 10/29/2015

**Surpassed 500 Yards Total Offense**

by UO 501, at Arizona State 10/29/2015  
by Opp 742, at Arizona State 10/29/2015

**Rushed for 500 Yards**

by UO 500, vs. Nicholls 8/31/2013  
by OPP 524, Washington State 10/27/1984

**Rushed for 400 Yards**

by UO 410, vs. Washington State 10/10/2015  
by OPP 405, Arizona State 11/15/1997

**Rushed for 300 Yards**

by UO 410, vs. Washington State 10/10/2015  
by Opp 344, at Arizona State 10/29/2015

**Passed for 400 Yards**

by UO 406, at Colorado 10/5/2013  
by Opp 505, vs. Washington State 10/10/2015

**Recorded a Shutout**

by UO 49-0, vs. Arizona 9/22/2012  
by Opp 0-16, at UCLA 11/24/2007

**Scored 70 Points**

by UO 70-14, vs. Colorado 10/27/2013  
by Opp 7-71, Texas 12/6/1941

**Scored 60 Points**

by UO 61-55, at Arizona State 10/29/2015  
by Opp 20-62, vs. Utah 9/26/2015

**Scored 50 Points**

by UO 61-55, at Arizona State 10/29/2015  
by Opp 61-55, at Arizona State 10/29/2015

**Failed to Rush for 100 Yards**

by UO 62, at Stanford 11/7/2013  
by Opp 77, at Colorado 10/3/15

**Failed to Pass for 100 Yards**

by UO 48, at Arizona State 10/18/2012  
by Opp 56, Texas 12/30/2013

**Failed to Gain 100 Yards Total Offense**

by UO 97, (27 rush, 70 pass) at Washington State 10/8/1994  
by Opp 88, San Jose State 10/6/1962

**Failed to Score a Touchdown**

by UO 0-16, at UCLA 11/24/2007  
by Opp 66-3, Nicholls 8/31/2013

**Team had 100 or More Penalty Yards**

by UO 106, vs. California (10 penalties) 10/24/2014  
by Opp 111, vs. California (11 penalties) 10/24/2014

**2015 OREGON INDIVIDUAL GAME HIGHS**

Rushes ..... 27	Freeman, Royce at Colorado (10/03/15)
.....	Freeman, Royce vs Washington St. (10/10/15)
.....	Freeman, Royce at Washington (10/17/15)
Yards Rushing ..... 246	Freeman, Royce vs Washington St. (10/10/15)
TD Rushes ..... 3	Freeman, Royce vs Eastern Wash. (09/05/15)
Long Rush ..... 87	Alie, Taylor vs Georgia State (09/19/15)
Pass attempts ..... 40	Adams Jr., V. at Arizona State (10/29/15)
Pass completions ..... 23	Lockie, Jeff vs Georgia State (09/19/15)
.....	Adams Jr., V. at Arizona State (10/29/15)
Yards Passing ..... 315	Adams Jr., V. at Arizona State (10/29/15)
TD Passes ..... 4	Adams Jr., V. at Arizona State (10/29/15)
Long Pass ..... 48	Adams Jr., V. at Washington (10/17/15)
Receptions ..... 8	Addison, Bralon vs Washington St. (10/10/15)
Yards Receiving ..... 138	Addison, Bralon at Michigan State (09/12/15)
TD Receptions ..... 2	Carrington, D. at Washington (10/17/15)
.....	Stanford, D. at Arizona State (10/17/15)
Long Reception ..... 48	Stanford, D. at Washington (10/17/15)
Field Goals ..... 4	Schneider, A. vs Georgia State (09/19/15)
Long Field Goal ..... 40	Schneider, A. vs Georgia State (09/19/15)
Punts ..... 7	Wheeler, Ian vs Utah (09/26/15)
.....	Wheeler, Ian vs Washington St. (10/10/15)
Punting Avg ..... 45.6	Wheeler, Ian at Washington (10/17/15)
Long Punt ..... 56	Wheeler, Ian at Arizona State (10/29/15)
Punts inside 20 ..... 3	Wheeler, Ian at Washington (10/17/15)
Long Punt Return ..... 81	Addison, Bralon at Michigan State (09/12/15)
Long Kickoff Return ..... 100	Nelson, Charles at Arizona State (10/29/15)
Tackles ..... 15	Nelson, Charles at Arizona State (10/29/15)
Sacks ..... 2.0	Buckner, De. vs Washington St. (10/10/15)
Tackles For Loss ..... 2.5	Buckner, De. vs Georgia State (09/19/15)
.....	French, C. vs Georgia State (09/19/15)
.....	Coleman, Tyson vs Washington St. (10/10/15)
Interceptions ..... 2	Robinson, Tyree vs Georgia State (09/19/15)

**2015 OREGON TEAM GAME HIGHS**

Rushes ..... 60	at Colorado (10/03/15)
Yards Rushing ..... 485	vs Eastern Washington (09/05/15)
Yards Per Rush ..... 8.5	vs Eastern Washington (09/05/15)
TD Rushes ..... 6	vs Eastern Washington (09/05/15)
Pass attempts ..... 41	at Arizona State (10/29/15)
Pass completions ..... 23	vs Georgia State (09/19/15)
.....	at Arizona State (10/29/15)
Yards Passing ..... 315	at Arizona State (10/29/15)
Yards Per Pass ..... 10.9	at Washington (10/17/15)
TD Passes ..... 4	at Arizona State (10/29/15)
Total Plays ..... 84	vs Georgia State (09/19/15)
Total Offense ..... 731	vs Eastern Washington (09/05/15)
Yards Per Play ..... 8.9	vs Eastern Washington (09/05/15)
Points ..... 61	vs Eastern Washington (09/05/15)
.....	vs Georgia State (09/19/15)
.....	at Arizona State (10/29/15)
Sacks By ..... 7	vs Washington State (10/10/15)
First Downs ..... 34	vs Eastern Washington (09/05/15)
Penalties ..... 10	vs Utah (09/26/15)
Penalty Yards ..... 90	vs Utah (09/26/15)
Turnovers ..... 3	vs Utah (09/26/15)
Interceptions By ..... 2	vs Eastern Washington (09/05/15)
.....	vs Georgia State (09/19/15)
.....	at Arizona State (10/29/15)
Punts ..... 7	vs Utah (09/26/15)
.....	vs Washington State (10/10/15)
Punting Avg ..... 45.6	at Washington (10/17/15)
Long Punt ..... 56	at Arizona State (10/29/15)
Punts inside 20 ..... 3	at Washington (10/17/15)
Long Punt Return ..... 81	at Michigan State (09/12/15)

**2015 OPPONENT INDIVIDUAL GAME HIGHS**

Rushes ..... 22	Booker,Devontae, vs Utah (09/26/15)
Yards Rushing ..... 155	Gaskin, Myles, at Washington (10/17/15)
TD Rushes ..... 2	Scott, LJ, at Michigan State (09/12/15)
Long Rush ..... 72	Gaskin, Myles, at Washington (10/17/15)
Pass attempts ..... 74	Falk, Luke, vs Washington St. (10/10/15)
Pass completions ..... 50	Falk, Luke, vs Washington St. (10/10/15)
Yards Passing ..... 505	Falk, Luke, vs Washington St. (10/10/15)
TD Passes ..... 5	Falk, Luke, vs Washington St. (10/10/15)
.....	Bercovici, Mike, at Arizona State (10/29/15)
Long Pass ..... 75	Arbuckle, Nick, vs Georgia State (09/19/15)
Receptions ..... 15	Cooper Kupp, vs Eastern Wash. (09/05/15)
Yards Receiving ..... 246	Cooper Kupp, vs Eastern Wash. (09/05/15)
TD Receptions ..... 3	Cooper Kupp, vs Eastern Wash. (09/05/15)
Long Reception ..... 75	Davis, Robert, vs Georgia State (09/19/15)
Field Goals ..... 2	Phillips, Andy, vs Utah (09/26/15)
.....	Van Winkle, C., at Washington (10/17/15)
.....	Gonzalez, Zane, at Arizona State (10/29/15)
Long Field Goal ..... 52	Gonzalez, Diego, at Colorado (10/03/15)
Punts ..... 6	Kinney, Alex, at Colorado (10/03/15)
.....	Charme, Zach, vs Washington St. (10/10/15)
Punting Avg ..... 60.3	Hackett, Tom, vs Utah (09/26/15)
Long Punt ..... 76	Hackett, Tom, vs Utah (09/26/15)
Punts inside 20 ..... 3	Hackett, Tom, vs Utah (09/26/15)
Long Punt Return ..... 69	Hobbs, Boobie, vs Utah (09/26/15)
Long Kickoff Return ..... 33	White, Tim, at Arizona State (10/29/15)
Tackles ..... 14	Bullough, Riley, at Michigan State (09/12/15)
Sacks ..... 2.0	Taumoepeanu,Pita, vs Utah (09/26/15)
Tackles For Loss ..... 3.0	Batiste, Tarris, vs Georgia State (09/19/15)
Interceptions ..... 1	Nicholson, M., at Michigan State (09/12/15)
.....	Williamson, RJ, at Michigan State (09/12/15)
.....	Hatfield, Domo., vs Utah (09/26/15)
.....	Williams, Marcus, vs Utah (09/26/15)
.....	Witherspoon,Ahk, at Colorado (10/03/15)
.....	Luani, Shalom, vs Washington St. (10/10/15)
.....	Orr, Kareem, at Arizona State (10/29/15)

**2015 OPPONENT TEAM GAME HIGHS**

Rushes ..... 55	at Arizona State (10/29/15)
Yards Rushing ..... 344	at Arizona State (10/29/15)
Yards Per Rush ..... 6.5	vs Utah (09/26/15)
TD Rushes ..... 2	at Michigan State (09/12/15)
.....	vs Utah (09/26/15)
.....	at Colorado (10/03/15)
.....	at Arizona State (10/29/15)
.....	vs Washington State (10/10/15)
.....	vs Washington State (10/10/15)
.....	vs Washington State (10/10/15)
.....	vs Utah (09/26/15)
.....	vs Eastern Washington (09/05/15)
.....	vs Utah (09/26/15)
.....	vs Washington State (10/10/15)
.....	at Arizona State (10/29/15)
.....	at Arizona State (10/29/15)
Total Plays ..... 108	at Arizona State (10/29/15)
Total Offense ..... 742	at Arizona State (10/29/15)
Yards Per Play ..... 7.2	vs Utah (09/26/15)
Points ..... 62	vs Utah (09/26/15)
Sacks By ..... 5	vs Utah (09/26/15)
.....	at Arizona State (10/29/15)
.....	at Arizona State (10/29/15)
First Downs ..... 37	at Arizona State (10/29/15)
Penalties ..... 11	vs Eastern Washington (09/05/15)
Penalty Yards ..... 78	vs Eastern Washington (09/05/15)
Turnovers ..... 4	vs Georgia State (09/19/15)
Interceptions By ..... 2	at Michigan State (09/12/15)
.....	vs Utah (09/26/15)
.....	at Colorado (10/03/15)
.....	vs Washington State (10/10/15)
.....	at Washington (10/17/15)
Punting Avg ..... 60.3	vs Utah (09/26/15)
Long Punt ..... 76	vs Utah (09/26/15)
Punts inside 20 ..... 3	vs Utah (09/26/15)
Long Punt Return ..... 69	vs Utah (09/26/15)

## 2015 OREGON SCORING DRIVES

Opp.	Qtr.	Time	Scoring Play	Conversion	Plays-Yards	TOP	Score
EWU	1st	12:43	Benoit, Kani 8 yd run	Alie, Taylor pass failed	7-63	2:17	6-0
EWU	1st	07:32	Addison, Bralon 6 yd pass from Adams Jr., V.	Schneider, A. kick	9-70	2:42	13-0
EWU	1st	04:23	Freeman, Royce 1 yd run	Schneider, A. kick	4-62	0:58	20-7
EWU	2nd	14:22	Brooks-James 12 yd run	Schneider, A. kick	9-77	2:16	27-7
EWU	2nd	10:37	Freeman, Royce 3 yd run	Schneider, A. kick	7-61	1:38	34-14
EWU	2nd	00:00	Schneider, A. 38 yd field goal		7-58	0:48	37-21
EWU	3rd	10:29	Freeman, Royce 1 yd run	Schneider, A. kick	8-65	2:51	44-21
EWU	3rd	04:31	Marshall, Byron 24 yd pass from Adams Jr., V.	Schneider, A. kick	3-68	1:04	51-28
EWU	3rd	00:00	Schneider, A. 30 yd field goal		7-33	2:13	54-35
EWU	4th	07:47	Brooks-James 15 yd run	Schneider, A. kick	8-70	3:20	61-35
MSU	1st	11:10	Freeman, Royce 2 yd run	Schneider, A. kick	13-75	3:50	7-0
MSU	3rd	13:11	Addison, Bralon 81 yd punt return	Schneider, A. kick			14-14
MSU	4th	12:20	Adams Jr., V. 2 yd run	Schneider, A. kick	12-78	3:47	21-24
MSU	4th	03:25	Marshall, Byron 15 yd pass from Adams Jr., V.	Schneider, A. kick	9-80	2:49	28-31
GSU	1st	13:53	Robinson, Tyree 41 yd interception return	Schneider, A. kick			7-0
GSU	1st	07:16	Schneider, A. 26 yd field goal		13-58	3:39	10-0
GSU	1st	04:11	Schneider, A. 40 yd field goal		4-3	1:00	13-0
GSU	2nd	11:17	Freeman, Royce 22 yd run	Schneider, A. kick	2-40	0:20	20-7
GSU	2nd	09:11	Stanford, D. 35 yd pass from Lockie, Jeff	Schneider, A. kick	3-40	0:52	27-7
GSU	2nd	01:45	Schneider, A. 40 yd field goal		7-41	2:22	30-7
GSU	2nd	00:00	Schneider, A. 40 yd field goal		7-42	1:15	33-7
GSU	3rd	08:57	Griffin, Taj 3 yd run	Schneider, A. kick	16-98	5:06	40-14
GSU	3rd	05:38	Mundt, Johnny 11 yd pass from Lockie, Jeff	Schneider, A. kick	9-39	3:05	47-21
GSU	4th	11:48	Walker, Joe 52 yd fumble recovery	Schneider, A. kick			54-28
GSU	4th	09:32	Alie, Taylor 87 yd run	Schneider, A. kick	3-91	1:15	61-28
UTAH	1st	01:00	Freeman, Royce 13 yd pass from Adams Jr., V.	Alie, Taylor pass failed	2-11	0:46	6-6
UTAH	2nd	04:08	Addison, Bralon 6 yd pass from Lockie, Jeff	Schneider, A. kick	7-68	2:07	13-20
UTAH	4th	03:58	Alie, Taylor 14 yd run	Schneider, A. kick	6-96	2:04	20-62
COLO	1st	09:11	Freeman, Royce 29 yd run	Schneider, A. kick	2-34	0:41	7-0
COLO	2nd	11:49	Nelson, Charles 39 yd pass from Addison, Bralon	Schneider, A. kick	3-78	1:13	14-14
COLO	2nd	01:57	Schneider, A. 39 yd field goal		6-68	1:25	17-17
COLO	3rd	10:03	Freeman, Royce 3 yd run	Schneider, A. kick	10-74	3:36	24-17
COLO	3rd	02:12	Griffin, Taj 2 yd run	Schneider, A. kick	10-54	3:24	31-17
COLO	4th	08:43	Brown, Jalen 43 yd pass from Alie, Taylor	Schneider, A. kick	6-75	1:46	38-24
COLO	4th	02:37	Schneider, A. 33 yd field goal		10-57	4:33	41-24
WSU	1st	08:22	Schneider, A. 26 yd field goal		9-63	3:20	3-7
WSU	1st	06:06	Alie, Taylor 8 yd run	Schneider, A. kick	4-53	1:30	10-7
WSU	2nd	01:44	Freeman, Royce 2 yd run	Schneider, A. kick	7-71	2:22	17-7
WSU	3rd	03:55	Freeman, Royce 17 yd pass from Lockie, Jeff	Schneider, A. kick	4-56	1:09	24-21
WSU	4th	08:20	Freeman, Royce 1 yd run	Schneider, A. kick	6-77	2:42	31-21
WSU	OT	15:00	Addison, Bralon 9 yd pass from Lockie, Jeff	Schneider, A. kick	2-25	0:00	38-31
UW	1st	13:00	Carrington, D. 36 yd pass from Adams Jr., V.	Alie, Taylor pass failed	6-87	2:00	6-0
UW	2nd	04:30	Addison, Bralon 8 yd run	Schneider, A. kick	7-48	2:29	13-0
UW	2nd	00:02	Schneider, A. 28 yd field goal		7-68	0:59	16-3
UW	3rd	06:12	Carrington, D. 9 yd pass from Adams Jr., V.	Schneider, A. kick	13-78	5:24	23-6
UW	4th	09:04	Schneider, A. 24 yd field goal		13-60	4:05	26-13
ASU	1st	12:46	Schneider, A. 24 yd field goal		6-63	2:14	3-0
ASU	1st	05:21	Freeman, Royce 64 yd run	Schneider, A. kick	3-73	1:11	10-0
ASU	2nd	04:00	Carrington, D. 39 yd pass from Adams Jr., V.	Schneider, A. kick	7-74	2:30	17-7
ASU	3rd	06:03	Schneider, A. 37 yd field goal		11-56	3:24	20-24
ASU	3rd	03:53	Nelson, Charles 100 yd kickoff return	Schneider, A. kick			27-31
ASU	3rd	01:36	Benoit, Kani 62 yd run	Schneider, A. kick	2-70	0:40	34-31
ASU	4th	00:12	Stanford, D. 8 yd pass from Adams Jr., V.	Schneider, A. kick	13-60	4:50	41-41
ASU	OT	15:00	Stanford, D. 25 yd pass from Adams Jr., V.	Schneider, A. kick	1-25	0:00	48-41
ASU	OT	15:00	Freeman, Royce 1 yd run	Schneider, A. kick	5-25	0:00	55-55
ASU	OT	15:00	Addison, Bralon 20 yd pass from Adams Jr., V.	Addison, Bralon pass failed	2-25	0:00	61-55



2015 GAME-BY-GAME STARTERS

OFFENSE

Game	WR	LT	LG	C	RG	RT	TE	WR/RB/TE	WR
E. Wash.	Stanford	Johnstone	Pierson	Hegarty	Hunt	Crosby	Baylis	Addison	Marshall
MSU	Stanford	Johnstone	Pierson	Hegarty	Hunt	Crosby	Baylis	Nelson	Marshall
GSU	Addison	Johnstone	Pierson	Hegarty	Brenner	Crosby	Baylis	Nelson	Marshall
Utah	Addison	Johnstone	Pierson	Hegarty	Hunt	Crosby	Baylis	Nelson	Marshall
Colorado	Addison	Johnstone	Pierson	Hegarty	Hunt	Crosby	Baylis	Taj Griffin	Allen
WSU	Addison	Johnstone	Pierson	Hegarty	Hunt	Crosby	Baylis	Mundt	Stanford
UW	Addison	Johnstone	Voeller	Hegarty	Hunt	Crosby	Baylis	Allen	Stanford
ASU	Addison	Johnstone	Voeller	Hegarty	Brenner	Pierson	Baylis	Carrington	Stanford

Game	QB	RB
E. Wash.	Adams Jr.	Freeman
MSU	Adams Jr.	Freeman
GSU	Lockie	Freeman
Utah	Adams Jr.	Freeman
Colorado	Lockie	Freeman
WSU	Lockie	Freeman
UW	Adams Jr.	Freeman
ASU	Adams Jr.	Freeman

DEFENSE

Game	DE	NG	DE	OLB	ILB	ILB	OLB
E. Wash.	Talia	Balducci	Buckner	Coleman	Hardrick	Walker	French
MSU	Mondeaux	Balducci	Buckner	Coleman	Hardrick	Walker	French
GSU	Talia	Balducci	Buckner	Coleman	Hardrick	Walker	French
Utah	Mondeaux	Balducci	Buckner	Coleman	Hardrick	Walker	French
Colorado	Talia	Balducci	Buckner	Coleman	Hardrick	Walker	French
WSU	Mondeaux	Balducci	Buckner	Coleman	Hardrick	Walker	French
UW	Talia	Balducci	Buckner	Coleman	Hardrick	Walker	French
ASU	Mondeaux	Balducci	Buckner	Coleman	Hardrick	Walker	French

Game	CB	S	S	CB
E. Wash.	Seisay	Robinson	Daniels	Springs
MSU	Seisay	Robinson	Daniels	Springs
GSU	Amadi	Robinson	Daniels	Springs
Utah	Amadi	Robinson	Williams	Ihenacho
Colorado	Springs	Robinson	Daniels	Ihenacho
WSU	Springs	Robinson	Nelson	Ihenacho
UW	Springs	Williams	Nelson	Robinson
ASU	Springs	Nelson	Daniels	Robinson

**RECEIVING GAME-BY-GAME**

Player	No-Yds/TD	EWU	MSU	GSU	UTAH	COLO	WSU	UW	ASU
Addison, Bralon	37-453/4	3-24/1	7-138/0	3-23/0	3-31/1	2-9/0	8-62/1	5-78/0	6-88/1
Stanford, D.	13-241/3	3-90/0	-	3-48/1	1-13/0	1-7/0	-	1-48/0	4-35/2
Carrington, D.	10-232/3	DNP	DNP	DNP	DNP	DNP	DNP	5-125/2	5-107/1
Freeman, Royce	18-216/2	2-18/0	3-34/0	2-3/0	2-46/1	3-32/0	3-46/1	-	3-37/0
Nelson, Charles	12-197/1	DNP	7-79/0	2-48/0	1-26/0	2-44/1	-	-	-
Marshall, Byron	9-121/2	4-69/1	3-41/1	1-9/0	1-2/0	DNP	DNP	DNP	DNP
Baylis, Evan	11-92/0	2-11/0	2-17/0	2-11/0	2-23/0	-	-	1-3/0	2-27/0
Brown, Jalen	6-81/1	-	-	2-25/0	-	1-43/1	1-3/0	-	2-10/0
Allen, Devon	7-64/0	DNP	-	3-28/0	2-13/0	-	1-12/0	-	1-11/0
Griffin, Taj	4-49/0	-	DNP	-	1-8/0	3-41/0	-	-	-
Mundt, Johnny	5-39/1	2-12/0	-	1-11/1	1-16/0	1-0/0	-	-	-
Merritt, Kirk	3-23/0	-	-	1-5/0	-	-	-	2-18/0	DNP
Brooks-James	5-20/0	2-3/0	-	3-17/0	DNP	-	DNP	-	-
Benoit, Kani	1-19/0	1-19/0	-	DNP	-	-	-	-	-

**RUSHING GAME-BY-GAME**

Player	No-Yds/TD	EWU	MSU	GSU	UTAH	COLO	WSU	UW	ASU
Freeman, Royce	165-1109/11	121-180/3	24-92/1	10-101/1	14-77/0	27-163/2	27-246/2	27-138/0	15-112/2
Griffin, Taj	49-374/2	3-60/0	DNP	14-56/1	2-56/0	11-110/1	11-96/0	8-4/0	-
Benoit, Kani	32-214/2	11-83/1	1-1/0	DNP	5-17/0	7-31/0	2-8/0	3-8/0	3-66/1
Alie, Taylor	10-142/3	-	-	1-87/1	2-25/1	5-22/0	2-8/1	-	-
Brooks-James	22-137/2	6-63/2	3-20/0	12-50/0	DNP	1-4/0	DNP	-	-
Lockie, Jeff	31-109/0	-	DNP	8-2/0	10-37/0	5-18/0	8-52/0	DNP	DNP
Adams Jr., V.	50-102/1	14-94/0	14-6/1	DNP	6-5/0	DNP	DNP	8-12/0	8--15/0
Addison, Bralon	12-55/1	1-7/0	-	3-9/0	1-5/0	2-17/0	-	4-15/1	1-2/0
Carrington, D.	1-21/0	DNP	DNP	DNP	DNP	DNP	DNP	-	1-21/0
Jones, J.J.	4-15/0	DNP	DNP	4-15/0	DNP	DNP	DNP	DNP	DNP
Nelson, Charles	1-4/0	DNP	1-4/0	-	-	-	-	-	-
TEAM	5--16/0	1--2/0	-	1--9/0	DNP	2--4/0	DNP	1--1/0	DNP

**DEFENSIVE LEADERS**

##	Name	GP	-----Tackles-----			-Sacks-		---Pass Def---		---Fumbles---			Blkd	
			Solo	Ast	Total	TFL/Yds	No-Yards	Int-Yds	BrUp	QBH	Rcv-Yds	FF	Kick	Saf
35	Walker, Joe	8	24	31	55	4.0-11	1.0-8	1-0	1	1	2-52	.	.	.
48	Hardrick, R.	8	28	19	47	3.0-17	1.0-11	.	.	1	.	1	.	.
44	Buckner, De.	8	22	22	44	11.0-45	6.0-36	.	4	4	.	.	.	.
3	Robinson, Tyree	8	23	15	38	0.5-1	.	3-61	2	.	1-0	.	.	.
1	Springs, Arrion	8	25	12	37	.	.	1-0	5	.	0-7	1	.	.
33	Coleman, Tyson	8	18	18	36	8.5-25	3.0-12	.	2	2	.	2	.	.
6	Nelson, Charles	7	23	7	30	.	.	.	2	.	.	.	.	.
8	Daniels, Reggie	6	19	11	30	0.5-1	.	.	7	.	.	.	.	.
96	French, C.	8	11	18	29	5.0-24	2.0-17	.	.	1	.	.	.	.
56	Balducci, Alex	8	8	18	26	4.5-31	3.5-29	.	.	.	.	.	.	.
86	Prevot, T.	8	12	12	24	4.5-20	2.5-16	.	2	2	.	1	.	.
55	Talia, Tui	8	10	11	21	5.0-18	2.0-8	.	.	.	.	.	.	.
17	Williams, Ju.	7	14	7	21	1.0-6	.	1-17	1	.	1-0	1	.	.
25	Ihenacho, Glen	7	11	5	16	.	.	.	.	.	.	.	.	.
14	Amadi, Ugo	8	12	4	16	1.0-2	.	2-31	2	.	.	.	.	.
28	Ragin III, J.	7	9	4	13	1.0-3	.	.	.	.	.	.	.	.
18	Swain, Jimmie	8	3	10	13	0.5-0	.	.	.	.	.	.	.	.
46	Mattingly, D.	7	6	6	12	.	.	.	.	.	.	1	.	.
12	Seisay, Chris	2	9	3	12	1.0-1	.	1-4	1	.	.	.	.	.
92	Mondeaux, Henry	8	10	1	11	4.0-27	4.0-27	.	1	2	1-0	.	1	.
26	Oliver, Khalil	8	2	8	10	0.5-1	.	.	.	.	1-0	.	.	.
11	Merritt, Kirk	7	4	2	6	.	.	.	.	.	.	.	.	.
50	Maloata, Austin	7	1	3	4	0.5-1	.	.	.	.	.	.	.	.
10	Griffin, Ty	6	2	2	4	.	.	.	1	.	.	.	.	.
45	Daniel, T.J.	5	2	2	4	1.0-3	.	.	.	1	.	.	.	.
47	Manu, Rex	7	.	3	3	.	.	.	.	.	.	.	.	.
20	Brooks-James	6	2	1	3	.	.	.	.	.	.	.	.	.
19	Daich, Austin	6	.	3	3	.	.	.	.	.	.	.	.	.
39	Apelu, Kaulana	8	2	1	3	.	.	.	.	.	.	.	.	.
97	Jelks, Jalen	7	3	.	3	1.0-7	1.0-7	.	1	.	.	1	.	.
98	Kurahara, J.	2	.	3	3	.	.	.	1	.	.	.	.	.
30	Bostick, Paris	2	3	.	3	.	.	.	.	.	.	.	.	.
99	Kaumatule, C.	6	1	1	2	.	.	.	.	.	.	.	.	.
82	Schuller, Zac	5	.	2	2	.	.	.	.	.	.	.	.	.
32	Heard, Eddie	6	2	.	2	.	.	.	.	.	.	.	.	.
43	Leiato, Fotu	8	1	1	2	.	.	.	.	.	.	.	.	.
54	McDowell, De.	4	.	1	1	.	.	.	.	.	.	.	.	.
83	Mundt, Johnny	8	1	.	1	.	.	.	.	.	.	.	.	.
42	Carriger, Cody	4	1	.	1	.	.	.	.	.	.	.	.	.
93	Sloan, Jason	1	1	.	1	1.0-1	.	.	.	.	.	.	.	.
2	Addison, Bralon	8	.	1	1	.	.	.	.	.	.	.	.	.
	TM TEAM	5	1	.	1	.	.	.	.	.	.	.	.	.
	Total.....	8	326	268	594	59-245	26-171	9-113	33	14	6-59	8	1	.
	Opponents.....	8	348	256	604	54.0-218	24-129	7-85	22	11	4-0	8	.	.

**TACKLES GAME-BY-GAME**

Player	UA-A	TOT	EWU	MSU	GSU	UTAH	COLO	WSU	UW	ASU
Walker, Joe	24-31	55	5-3	1-10	2-2	2-4	2-4	6-3	1-4	5-1
Hardrick, R.	28-19	47	4-3	1-4	1-2	2-4	6-2	4-2	5-2	5-0
Buckner, De.	22-22	44	2-1	1-4	4-3	2-4	2-3	4-0	1-5	6-2
Robinson, Tyree	23-15	38	1-0	1-3	0-1	0-2	5-0	5-4	6-5	5-0
Springs, Arrion	25-12	37	7-0	6-7	1-1	0-1	1-0	5-1	1-2	4-0
Coleman, Tyson	18-18	36	-	1-7	2-0	3-3	1-0	4-4	0-2	7-2
Daniels, Reggie	19-11	30	3-1	3-3	3-2	0-2	2-1	DNP	DNP	8-2
Nelson, Charles	23-7	30	DNP	-	-	2-0	-	6-6	1-0	14-1
French, C.	11-18	29	1-0	0-7	4-2	0-4	3-1	0-1	2-3	1-0
Balducci, Alex	8-18	26	0-1	0-5	1-2	0-3	2-3	3-1	1-3	1-0
Prevot, T.	12-12	24	0-1	1-1	0-2	-	3-2	5-4	0-1	3-1
Talia, Tui	10-11	21	2-2	0-1	-	1-4	2-2	2-1	1-0	2-1
Williams, Ju.	14-7	21	3-2	-	4-0	1-1	-	0-2	6-2	DNP
Ihenacho, Glen	11-5	16	-	DNP	-	3-2	6-0	2-2	0-1	-
Amadi, Ugo	12-4	16	2-1	-	4-1	4-1	1-0	0-1	-	1-0
Swain, Jimmie	3-10	13	1-1	-	1-1	0-4	0-2	0-2	-	1-0
Ragin III, J.	9-4	13	1-1	1-0	2-1	1-1	1-0	2-1	DNP	1-0
Seisay, Chris	9-3	12	7-2	2-1	DNP	DNP	DNP	DNP	DNP	DNP
Mattingly, D.	6-6	12	1-0	-	1-1	1-3	3-1	0-1	DNP	-
Mondeaux, Henry	10-1	11	-	0-1	-	1-0	1-0	3-0	2-0	3-0
Oliver, Khalil	2-8	10	0-1	-	0-2	1-2	-	-	1-3	-
Merritt, Kirk	4-2	6	-	1-0	1-0	0-2	1-0	1-0	-	DNP
Griffin, Ty	2-2	4	-	DNP	1-0	1-2	-	-	-	DNP
Daniel, T.J.	2-2	4	2-0	-	0-2	DNP	DNP	-	DNP	-
Maloata, Austin	1-3	4	-	-	0-2	1-1	-	-	DNP	-
Bostick, Paris	3-0	3	3-0	DNP	-	DNP	DNP	DNP	DNP	DNP
Manu, Rex	0-3	3	0-2	-	-	-	0-1	-	-	DNP
Brooks-James	2-1	3	1-1	-	-	DNP	-	DNP	-	1-0
Jelks, Jalen	3-0	3	-	DNP	1-0	1-0	-	1-0	-	-
Kurahara, J.	0-3	3	0-3	DNP	-	DNP	DNP	DNP	DNP	DNP
Daich, Austin	0-3	3	0-1	-	0-1	0-1	-	-	DNP	DNP
Apelu, Kaulana	2-1	3	-	-	0-1	1-0	-	-	1-0	-
Heard, Eddie	2-0	2	-	-	-	1-0	-	DNP	DNP	1-0
Schuller, Zac	0-2	2	-	0-1	DNP	DNP	DNP	-	0-1	-
Kaumatule, C.	1-1	2	DNP	-	1-1	-	-	-	-	DNP
Leiato, Fotu	1-1	2	-	0-1	-	-	-	-	1-0	-
Carriger, Cody	1-0	1	-	DNP	1-0	-	DNP	DNP	DNP	-
Sloan, Jason	1-0	1	DNP	DNP	1-0	DNP	DNP	DNP	DNP	DNP
Addison, Bralon	0-1	1	-	-	-	0-1	-	-	-	-
Mundt, Johnny	1-0	1	-	-	-	-	-	1-0	-	-
McDowell, De.	0-1	1	0-1	-	DNP	-	DNP	DNP	-	DNP
TEAM	1-0	1	-	1-0	-	-	-	-	-	-

**PASSING GAME-BY-GAME**

#3 Vernon Adams Jr.	Att	Comp	Int	Pct	Yards	TD	Long	Sack	Yds	Effic
Eastern Washington	25	19	0	76.0	246	2	46	1	5	185.1
Michigan State	39	22	2	56.4	309	1	30	4	18	121.2
Utah	7	2	0	28.6	26	1	13	1	8	106.9
Washington	25	14	0	56.0	272	2	48	3	17	173.8
Arizona State	40	23	1	57.5	315	4	46	5	32	151.6
TOTALS	136	80	3	58.8	1168	10	48	14	80	150.8

#17 Jeff Lockie	Att	Comp	Int	Pct	Yards	TD	Long	Sack	Yds	Effic
Georgia State	31	23	0	74.2	228	2	44	1	12	157.3
Utah	20	10	2	50.0	139	1	33	4	22	104.9
Colorado	11	8	1	72.7	54	0	16	2	3	95.8
Washington State	22	13	1	59.1	123	2	31	2	9	127.0
TOTALS	84	54	4	64.3	544	5	44	9	46	128.8

#12 Tayor Alie	Att	Comp	Int	Pct	Yards	TD	Long	Sack	Yds	Effic
Utah	3	2	0	66.7	13	0	10	0	0	103.1
Colorado	9	4	0	44.4	83	1	43	1	3	158.6
Washington State	2	0	0	0.0	0	0	0	0	0	0.0
TOTALS	14	6	0	42.9	96	1	43	1	3	124.0

#2 Bralon Addison	Att	Comp	Int	Pct	Yards	TD	Long	Sack	Yds	Effic
Colorado	1	1	0	100.0	39	1	39	0	0	757.6
Arizona State	1	0	0	0.0	0	0	0	0	0	0.0
TOTALS	2	1	0	50.0	39	1	39	0	0	378.8

**SACKS GAME-BY-GAME**

Player	UA-A	TOT	EWU	MSU	GSU	UTAH	COLO	WSU	UW	ASU
Buckner, De.	5-2	6.0	-	-	1.5-6	-	-	2.0-13	1.5-12	1.0-5
Mondeaux, Henry	4-0	4.0	-	-	-	-	1.0-5	1.0-10	1.0-8	1.0-4
Balducci, Alex	3-1	3.5	-	-	-	-	1.0-6	1.0-11	0.5-4	1.0-8
Coleman, Tyson	3-0	3.0	-	-	1.0-2	-	-	1.0-6	-	1.0-4
Prevot, T.	2-1	2.5	-	-	0.5-1	-	1.0-7	1.0-8	-	-
French, C.	2-0	2.0	-	-	1.0-8	-	1.0-9	-	-	-
Talia, Tui	2-0	2.0	-	-	-	-	-	-	1.0-4	1.0-4
Jelks, Jalen	1-0	1.0	-	DNP	-	-	-	1.0-7	-	-
Hardrick, R.	1-0	1.0	-	-	-	-	1.0-11	-	-	-
Walker, Joe	1-0	1.0	1.0-8	-	-	-	-	-	-	-

**TACKLES FOR LOSS GAME-BY-GAME**

Player	UA-A	TOT	EWU	MSU	GSU	UTAH	COLO	WSU	UW	ASU
Buckner, De.	9-4	11.0	0.5-0	1.0-3	2.5-7	-	1.0-3	2.0-13	2.0-13	2.0-6
Coleman, Tyson	7-3	8.5	-	1.5-5	1.0-2	1.5-6	-	2.5-7	-	2.0-5
Talia, Tui	4-2	5.0	0.5-1	-	-	1.5-7	-	1.0-2	1.0-4	1.0-4
French, C.	3-4	5.0	-	1.0-4	2.5-11	0.5-0	1.0-9	-	-	-
Prevot, T.	4-1	4.5	-	-	0.5-1	-	1.0-7	2.0-11	-	1.0-1
Balducci, Alex	3-3	4.5	-	0.5-1	-	-	1.0-6	1.5-12	0.5-4	1.0-8
Mondeaux, Henry	4-0	4.0	-	-	-	-	1.0-5	1.0-10	1.0-8	1.0-4
Walker, Joe	2-4	4.0	1.0-8	1.5-2	-	-	-	-	1.5-1	-
Hardrick, R.	3-0	3.0	-	-	-	-	2.0-15	1.0-2	-	-
Sloan, Jason	1-0	1.0	DNP	DNP	1.0-1	DNP	DNP	DNP	DNP	DNP
Daniel, T.J.	1-0	1.0	1.0-3	-	-	DNP	DNP	-	DNP	-
Ragin III, J.	1-0	1.0	-	-	-	-	-	1.0-3	DNP	-
Williams, Ju.	1-0	1.0	-	-	1.0-6	-	-	-	-	DNP
Seisay, Chris	1-0	1.0	1.0-1	-	DNP	DNP	DNP	DNP	DNP	DNP
Jelks, Jalen	1-0	1.0	-	DNP	-	-	-	1.0-7	-	-
Amadi, Ugo	1-0	1.0	-	-	1.0-2	-	-	-	-	-
Swain, Jimmie	0-1	0.5	-	-	0.5-0	-	-	-	-	-
Daniels, Reggie	0-1	0.5	-	0.5-1	-	-	-	DNP	DNP	-
Maloata, Austin	0-1	0.5	-	-	0.5-1	-	-	-	DNP	-
Oliver, Khalil	0-1	0.5	-	-	0.5-1	-	-	-	-	-
Robinson, Tyree	0-1	0.5	-	-	-	0.5-1	-	-	-	-

**PUNT RETURNS**

Player	No	Yds	Avg	TD	Long
Addison, Bralon	10	142	14.2	1	81
Total.....	10	142	14.2	1	81
Opponents.....	11	140	12.7	1	69

**KICK RETURNS**

Player	No	Yds	Avg	TD	Long
Nelson, Charles	14	432	30.9	1	100
Marshall, Byron	14	385	27.5	0	77
Addison, Bralon	7	168	24.0	0	87
Brooks-James	1	2	2.0	0	2
Heard, Eddie	1	-3	-3.0	0	0
Merritt, Kirk	1	28	28.0	0	28
Total.....	38	1012	26.6	1	100
Opponents.....	20	440	22.0	0	33

**FUMBLE RETURNS**

Player	No	Yds	Avg	TD	Long
Walker, Joe	1	52	52.0	1	52
Williams, Ju.	1	0	0.0	0	0
Springs, Arrion	0	7	0.0	0	7
Total.....	2	59	29.5	1	52
Opponents.....	0	0	0.0	0	0

**SCORING**

Player	TD	FGs	PATs				DXP	Saf	Pts
			Kick	Rush	Rcv	Pass			
Freeman, Royce	13	0-0	0-0	0-0	0-0	0	0	78	
Schneider, A.	0	13-14	39-39	0-0	0-0	0	0	78	
Addison, Bralon	6	0-0	0-0	0-0	0-1	0	0	36	
Stanford, D.	3	0-0	0-0	0-0	0-0	0	0	18	
Alie, Taylor	3	0-0	0-0	0-0	0-3	0	0	18	
Carrington, D.	3	0-0	0-0	0-0	0-0	0	0	18	
Benoit, Kani	2	0-0	0-0	0-0	0-0	0	0	12	
Griffin, Taj	2	0-0	0-0	0-0	0-0	0	0	12	
Brooks-James	2	0-0	0-0	0-0	0-0	0	0	12	
Marshall, Byron	2	0-0	0-0	0-0	0-0	0	0	12	
Nelson, Charles	2	0-0	0-0	0-0	0-0	0	0	12	
Adams Jr., V.	1	0-0	0-0	0-0	0-0	0	0	6	
Mundt, Johnny	1	0-0	0-0	0-0	0-0	0	0	6	
Brown, Jalen	1	0-0	0-0	0-0	0-0	0	0	6	
Robinson, Tyree	1	0-0	0-0	0-0	0-0	0	0	6	
Walker, Joe	1	0-0	0-0	0-0	0-0	0	0	6	
Total.....	43	13-14	39-39	0-0	0-4	0	0	336	
Opponents.....	40	9-15	40-40	0-0	0-0	0	0	307	

**TOTAL OFFENSE**

Player	G	Plays	Rush	Pass	Total	YPG
Adams Jr., V.	5	186	102	1168	1270	254.0
Freeman, Royce	8	165	1109	0	1109	138.6
Lockie, Jeff	5	115	109	544	653	130.6
Griffin, Taj	7	49	374	0	374	53.4
Alie, Taylor	8	24	142	96	238	29.8
Benoit, Kani	7	32	214	0	214	30.6
Brooks-James	6	22	137	0	137	22.8
Addison, Bralon	8	14	55	39	94	11.8
Carrington, D.	2	1	21	0	21	10.5
Jones, J.J.	1	4	15	0	15	15.0
Nelson, Charles	7	1	4	0	4	0.6
Stanford, D.	8	0	2	0	2	0.2
TEAM	5	5	-16	0	-16	-3.2
Total.....	8	618	2268	1847	4115	514.4
Opponents.....	8	658	1431	2544	3975	496.9

**ALL PURPOSE YARDS**

Player	G	Rush	Rec	PR	KOR	IR	Tot	YPG
Freeman, Royce	8	1109	216	0	0	0	1325	165.6
Addison, Bralon	8	55	453	142	168	0	818	102.2
Nelson, Charles	7	4	197	0	432	0	633	90.4
Marshall, Byron	4	0	121	0	385	0	506	126.5
Griffin, Taj	7	374	49	0	0	0	423	60.4
Carrington, D.	2	21	232	0	0	0	253	126.5
Stanford, D.	8	2	241	0	0	0	243	30.4
Benoit, Kani	7	214	19	0	0	0	233	33.3
Brooks-James	6	137	20	0	2	0	159	26.5
Alie, Taylor	8	142	0	0	0	0	142	17.8
Lockie, Jeff	5	109	0	0	0	0	109	21.8
Adams Jr., V.	5	102	0	0	0	0	102	20.4
Baylis, Evan	8	0	92	0	0	0	92	11.5
Brown, Jalen	8	0	81	0	0	0	81	10.1
Allen, Devon	7	0	64	0	0	0	64	9.1
Robinson, Tyree	8	0	0	0	0	61	61	7.6
Merritt, Kirk	7	0	23	0	28	0	51	7.3
Mundt, Johnny	8	0	39	0	0	0	39	4.9
Amadi, Ugo	8	0	0	0	0	31	31	3.9
Williams, Ju.	7	0	0	0	0	17	17	2.4
Jones, J.J.	1	15	0	0	0	0	15	15.0
Seisay, Chris	2	0	0	0	0	4	4	2.0
Heard, Eddie	6	0	0	0	-3	0	-3	-0.5
TEAM	5	-16	0	0	0	0	-16	-3.2
Total.....	8	2268	1847	142	1012	113	5382	672.8
Opponents.....	8	1431	2544	140	440	85	4640	580.0

**PUNTING**

Player	No.	Yds	Avg	Long	TB	FC	I20	50+ Blkd
Wheeler, Ian	36	1471	40.9	56	2	11	10	4
Total.....	36	1471	40.9	56	2	11	10	4
Opponents.....	38	1627	42.8	76	2	7	10	12

**KICKOFFS**

Player	No.	Yds	Avg	TB	OB	Ret	Net	YrdL
Wogan, Matt	58	3730	64.3	38	0			
Total.....	58	3730	64.3	38	0	440	40.3	24
Opponents.....	52	2977	57.2	7	1	1012	34.4	30

**FIELD GOALS** Numbers in ( ) indicate field goal was made

Player	FG-A	Pct	1-19	20-29	30-39	40-49	50+	Lg	Blk
Schneider, A.	13-14	92.9	0-0	5-5	5-6	3-3	0-0	40	0

**FG SEQUENCE**

	Oregon	Opponents
Eastern Washington	(38),(30)	-
Michigan State	-	28,(36)
Georgia State	(26),(40),(40),(40)	50
Utah	-	(28),(44)
Colorado	(39),(33)	(52)
Washington State	(26)	53,(22)
Washington	(28),32,(24)	(40),(46)
Arizona State	(24),(37)	26,52,54,(28),(33)

Numbers in (parentheses) indicate field goal was made.

**INTERCEPTIONS**

Player	No	Yds	Avg	TD	Long
Robinson, Tyree	3	61	20.3	1	41
Amadi, Ugo	2	31	15.5	0	25
Seisay, Chris	1	4	4.0	0	4
Springs, Arrion	1	0	0.0	0	0
Walker, Joe	1	0	0.0	0	0
Williams, Ju.	1	17	17.0	0	17
Total.....	9	113	12.6	1	41
Opponents.....	7	85	12.1	0	52

**TEAM STATISTICS**

	ORE	OPP
<b>SCORING</b>	336	307
Points Per Game	42.0	38.4
Points Off Turnovers	59	49
<b>FIRST DOWNS</b>	194	201
Rushing	104	73
Passing	76	115
Penalty	14	13
<b>RUSHING YARDAGE</b>	2268	1431
Yards gained rushing	2498	1660
Yards lost rushing	230	229
Rushing Attempts	382	297
Average Per Rush	5.9	4.8
Average Per Game	283.5	178.9
TDs Rushing	22	12
<b>PASSING YARDAGE</b>	1847	2544
Comp-Att-Int	141-236-7	229-361-9
Average Per Pass	7.8	7.0
Average Per Catch	13.1	11.1
Average Per Game	230.9	318.0
TDs Passing	17	27
<b>TOTAL OFFENSE</b>	4115	3975
Total Plays	618	658
Average Per Play	6.7	6.0
Average Per Game	514.4	496.9
<b>KICK RETURNS: #-Yards</b>	38-1012	20-440
<b>PUNT RETURNS: #-Yards</b>	10-142	11-140
<b>INT RETURNS: #-Yards</b>	9-113	7-85
<b>KICK RETURN AVERAGE</b>	26.6	22.0
<b>PUNT RETURN AVERAGE</b>	14.2	12.7
<b>INT RETURN AVERAGE</b>	12.6	12.1
<b>FUMBLES-LOST</b>	13-4	10-6
<b>PENALTIES-Yards</b>	58-499	53-390
Average Per Game	62.4	48.8
<b>PUNTS-Yards</b>	36-1471	38-1627
Average Per Punt	40.9	42.8
Net punt average	35.9	38.0
<b>KICKOFFS-Yards</b>	58-3730	52-2977
Average Per Kick	64.3	57.2
Net kick average	40.3	34.4
<b>TIME OF POSSESSION/Game</b>	27:11	32:49
<b>3RD-DOWN Conversions</b>	42/115	52/125
3rd-Down Pct	37%	42%
<b>4TH-DOWN Conversions</b>	13/22	12/15
4th-Down Pct	59%	80%
<b>SACKS BY-Yards</b>	26-171	24-129
<b>MISC YARDS</b>	0	0
<b>TOUCHDOWNS SCORED</b>	43	40
<b>FIELD GOALS-ATTEMPTS</b>	13-14	9-15
<b>ON-SIDE KICKS</b>	0-0	0-1
<b>RED-ZONE SCORES</b>	(36-42) 86%	(38-42) 90%
<b>RED-ZONE TOUCHDOWNS</b>	(27-42) 64%	(31-42) 74%
<b>PAT-ATTEMPTS</b>	(39-39) 100%	(40-40) 100%
<b>ATTENDANCE</b>	229907	248567
Games/Avg Per Game	4/57477	4/62142
Neutral Site Games		0/0

**SCORE BY QUARTERS**

Quarter	1st	2nd	3rd	4th	OT	Total
Oregon	79	78	83	69	27	336
Opponents	41	76	107	55	28	307

**PASSING**

Player	G	Effic	Comp-Att-Int	Pct	Yds	TD	LG	YPG
Adams Jr., V.	5	150.82	80-136-3	58.8	1168	10	48	233.6
Lockie, Jeff	5	128.80	54-84-4	64.3	544	5	44	108.8
Alie, Taylor	8	124.03	6-14-0	42.9	96	1	43	12.0
Addison, Bralon	8	378.80	1-2-0	50.0	39	1	39	4.9
Total.....	8	143.33	141-236-7	59.7	1847	17	48	230.9
Opponents.....	8	142.33	229-361-9	63.4	2544	27	75	318.0

**2015 OREGON FOOTBALL RESULTS**

Record:	Overall	Home	Away	Neutral
ALL GAMES	5-3	2-2	3-1	0-0
CONFERENCE	3-2	0-2	3-0	0-0
NON-CONFERENCE	2-1	2-0	0-1	0-0

Date	Opponent	W/L	Score	Time	Attd.
09/05/15	EASTERN WASHINGTON	W	61-42	3:24	58128
09/12/15	at #5 Michigan State	L	28-31	3:29	76526
09/19/15	GEORGIA STATE	W	61-28	3:27	56859
09/26/15	#18 UTAH*	L	20-62	3:27	57145
10/03/15	at Colorado*	W	41-24	3:29	46222
10/10/15	WASHINGTON STATE*	LOT	38-45	3:53	57775
10/17/15	at Washington*	W	26-20	3:23	69285
10/29/15	at Arizona State*	WOT	61-55	4:03	56534

\*Pac-12 Conference Game | Home games in **BOLD**

**RUSHING**

Player	G	Att	Gain	Loss	Net	Avg	TD	LG	YPG
Freeman, Royce	8	165	1133	24	1109	6.7	11	64	138.6
Griffin, Taj	7	49	409	35	374	7.6	2	62	53.4
Benoit, Kani	7	32	220	6	214	6.7	2	62	30.6
Alie, Taylor	8	10	148	6	142	14.2	3	87	17.8
Brooks-James	6	22	141	4	137	6.2	2	18	22.8
Lockie, Jeff	5	31	159	50	109	3.5	0	35	21.8
Adams Jr., V.	5	50	188	86	102	2.0	1	24	20.4
Addison, Bralon	8	12	55	0	55	4.6	1	13	6.9
Carrington, D.	2	1	21	0	21	21.0	0	21	10.5
Jones, J.J.	1	4	18	3	15	3.8	0	9	15.0
Nelson, Charles	7	1	4	0	4	4.0	0	4	0.6
Stanford, D.	8	0	2	0	2	0.0	0	0	0.2
TEAM	5	5	0	16	-16	-3.2	0	0	-3.2
Total.....	8	382	2498	230	2268	5.9	22	87	283.5
Opponents.....	8	297	1660	229	1431	4.8	12	72	178.9

**RECEIVING**

Player	G	No	Yds	Avg	TD	LG	YPG
Addison, Bralon	8	37	453	12.2	4	44	56.6
Freeman, Royce	8	18	216	12.0	2	33	27.0
Stanford, D.	8	13	241	18.5	3	48	30.1
Nelson, Charles	7	12	197	16.4	1	44	28.1
Baylis, Evan	8	11	92	8.4	0	19	11.5
Carrington, D.	2	10	232	23.2	3	46	116.0
Marshall, Byron	4	9	121	13.4	2	25	30.2
Allen, Devon	7	7	64	9.1	0	15	9.1
Brown, Jalen	8	6	81	13.5	1	43	10.1
Mundt, Johnny	8	5	39	7.8	1	16	4.9
Brooks-James	6	5	20	4.0	0	11	3.3
Griffin, Taj	7	4	49	12.2	0	26	7.0
Merritt, Kirk	7	3	23	7.7	0	13	3.3
Benoit, Kani	7	1	19	19.0	0	19	2.7
Total.....	8	141	1847	13.1	17	48	230.9
Opponents.....	8	229	2544	11.1	27	75	318.0