



Regional Airline Association

What's going on behind the headlines?



37th Annual FAA Aviation Forecast Conference
March 8-9, 2012 - Washington, DC



Here's what some people are saying...

**Government Pays
for Empty Flights
to Rural Airports**

“...airports that receive subsidies serve as crucial engines of job creation for many small town and rural areas.”

ABC NEWS

**“50-seat regional jets
are dinosaurs”**

WALL STREET JOURNAL

Helane Becker, Dahlman Rose
December 22, 2011

**“U.S. Regional
Airline Industry
Foundering
on Flawed Business
Model.”**

AVIATION DAILY
FEBRUARY 13, 2012



...but here's what the people who *count* are saying

“All carriers meet the same safety standards ...and the bar is being raised not by regulators, but by the airlines themselves, through a number of voluntary safety reporting systems.”



- NTSB Chair Deborah Hersman speaking to CNN after the NTSB Code-sharing Symposium in Washington DC October 26-27, 2010



DOT Secretary LaHood at RAA Annual Convention

“My message is simple. As long as I’m Secretary of Transportation you’ll have a seat at the table when we make aviation policy. The success of the aviation industry hinges on the confidence of the American people that they will fly from one origin to their destination as safely as possible.”



--Ray LaHood, DOT Secretary at the RAA 2011 Annual Convention



What regional professionals are saying...and doing

“We have the resilience to overcome all odds.”

–Dan Garton, RAA Chairman

“The best tailwind we have is that people want to fly, and at the right price they are going to do so...so there a lot of opportunities ahead.”

–Alex Marren, United Senior VP-Network Operations and United Express

Retrofitting Regional Cabins

Striving for seamless service between major and regional airline partners drives cabin upgrades.

–OVERHAUL & MAINTENANCE
February 2012

SkyWest Chief Executive Jerry Atkin named the longest serving current chief executive among the top 100 airlines.

–AIRLINE BUSINESS
January 2012



Safety Successes

Voluntary safety programs-RAA Members

ASAP	100%
FOQA	98%
ASIAS	93%
DOD	99%
VDRP	100%
IEP	99%
LOSA	81%
AQP	85%

Percent of regional airline passengers flying on airlines with voluntary safety programs (active/ pending approval). RAA members only. January 2012.



RAA airlines serving essential communities





Congress Preserves, Reforms and Strengthens EAS

- Funded at \$190+ million annually
 - new overflight fee supplement
- Stability for Communities & Providers
 - Clear ground rules
 - Effective, flexible DOT management
- Future of non-EAS communities?



American Eagle
CRJ700 interior

ATR72-600
interior






Regional Airline Association



Safe. Professional. Reliable.

ExpressJet

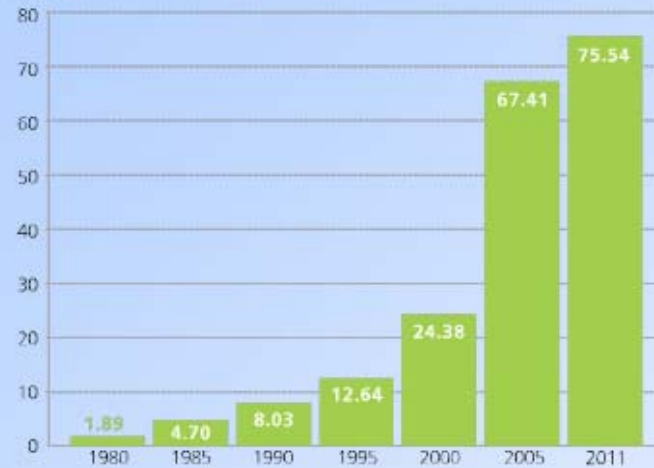




Regional Airline Industry Growth 1980-2011

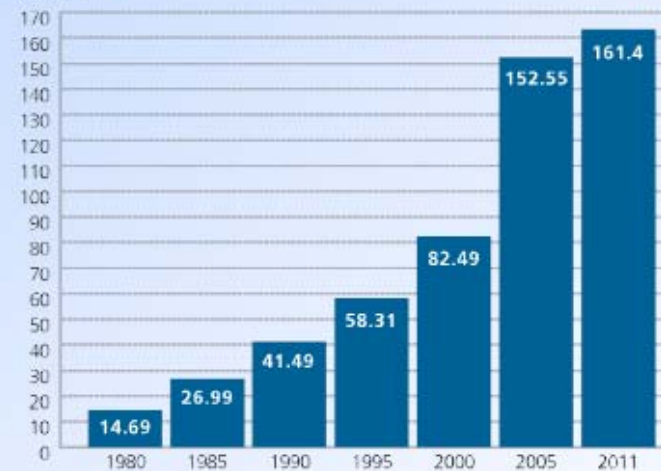
Revenue Passenger Miles

billions

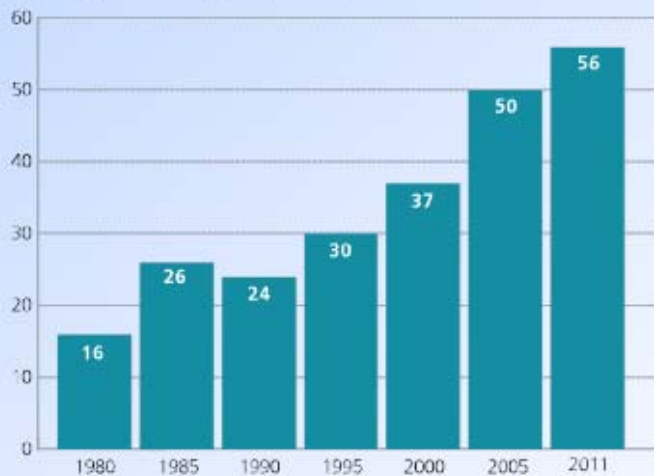


Passengers

millions

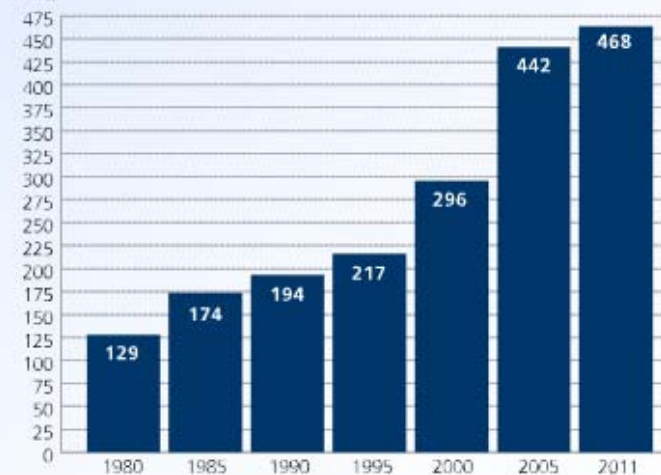


Average Seating Capacity



Average Passenger Trip Length

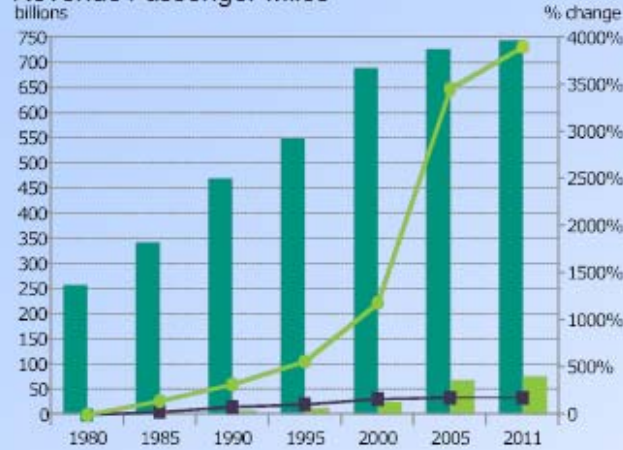
miles



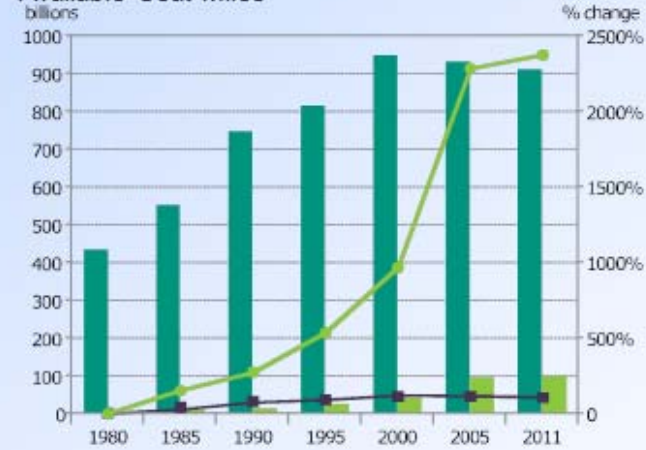


Major/Regional Share of Scheduled Service 1980-2011

Revenue Passenger Miles

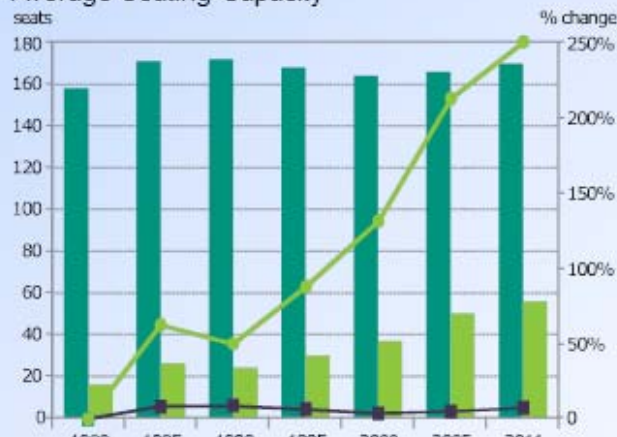


Available Seat Miles

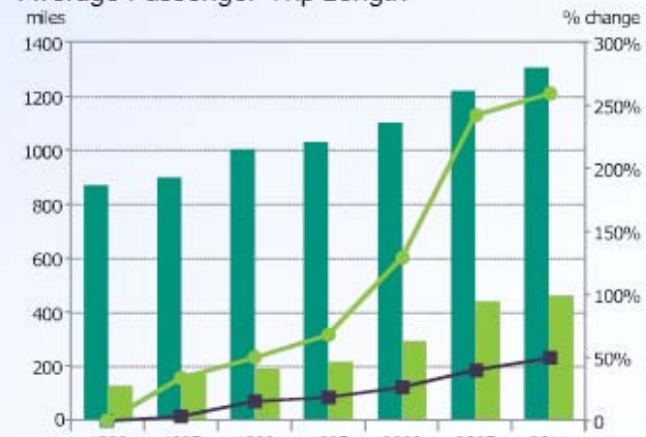


■ Majors ■ Regionals
—■— % change Majors —●— % change Regionals

Average Seating Capacity



Average Passenger Trip Length

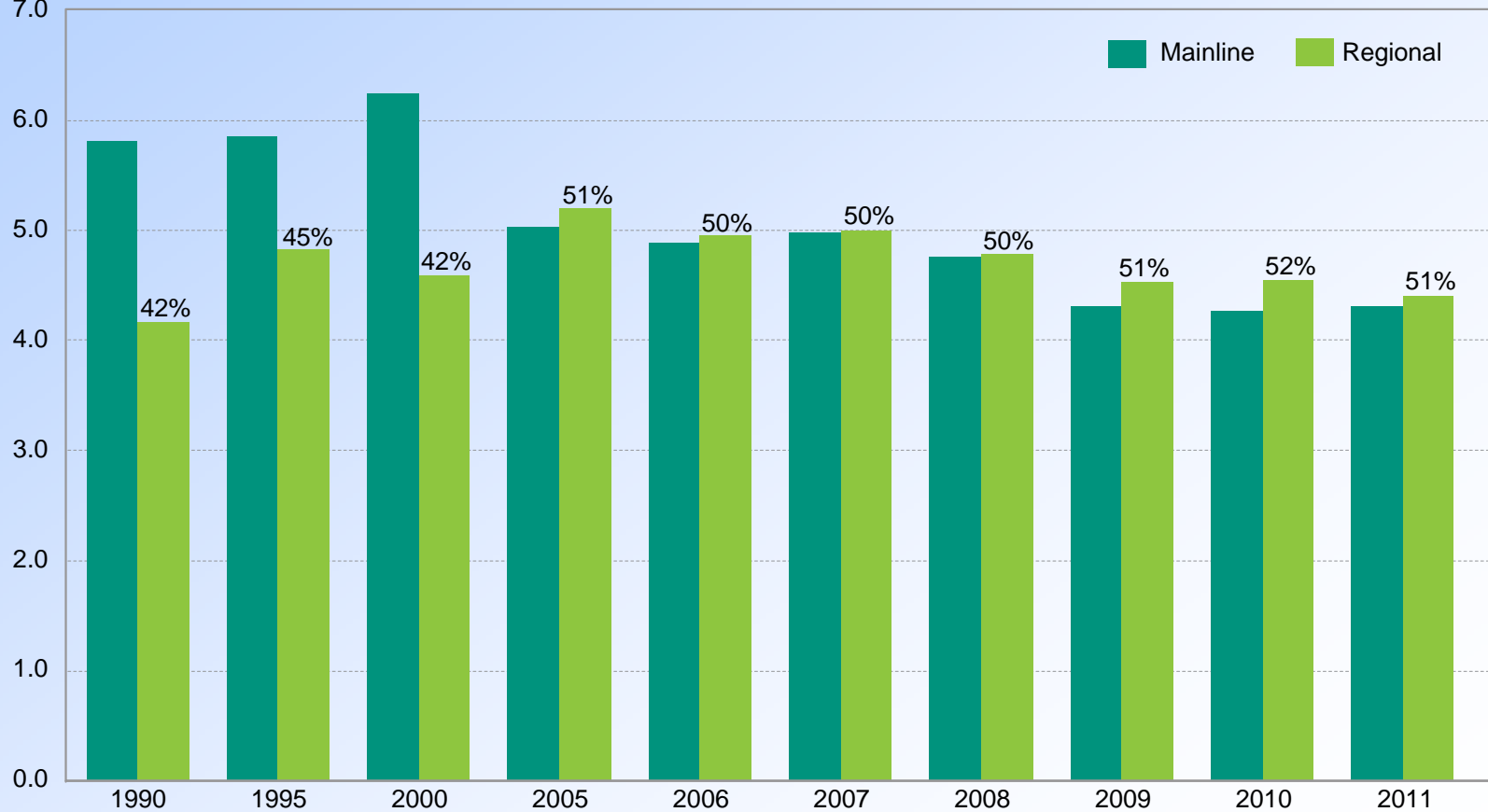




Share of Scheduled Service 1990 - 2011

Number of Scheduled Operations at US Airports

millions
7.0






Regional/Mainline Share at the 10 busiest US airports

**Operations:
Ranked According to Total Operations Scheduled
March 2012**

Rank	Airport	Mainline	Regional	Grand Total	Regional Share
1	ATL	23,476	12,419	35,895	35%
2	ORD	12,139	19,493	31,632	62%
3	DEN	14,015	10,264	24,279	42%
4	DFW	15,402	8,673	24,075	36%
5	CLT	8,363	12,507	20,870	60%
6	LAX	12,869	6,919	19,788	35%
7	DTW	5,648	11,322	16,970	67%
8	PHX	13,350	3,468	16,818	21%
9	IAH	6,683	9,496	16,179	59%
10	PHL	6,393	9,328	15,721	59%





Minneapolis May 21-24 2012

