



GATORS

2015 FLORIDA GATORS FOOTBALL MEDIA GUIDE

109 YEARS OF **TRADITION**

**NATIONAL
CHAMPIONSHIPS**

3

SEC CHAMPIONSHIPS

8

**FIRST-ROUND
NFL DRAFT PICKS**

48

**FIRST-TEAM
ALL-AMERICANS**

70

**FIRST-TEAM
ALL-SEC PLAYERS**

245

ALL-TIME WINS

691

TABLE OF CONTENTS

ROSTER

2-3 2015 Roster

COACHING STAFF

4-5 Head Coach Jim McElwain
6 Kirk Callahan (DB)
7 Geoff Collins (Defensive Coord./S)
8 Kerry Dixon II (WR)
9 Greg Nord (TE/Special Teams)
10 Doug Nussmeier (Offensive Coord./QB)
11 Chris Rumph (DL)
12 Randy Shannon (Associate H.C./LB)
14 Tim Skipper (RB)
15 Mike Summers (OL)
16 Mike Kent (Director of Strength & Conditioning)
17 Support Staff
18 All-Time Assistant Coaches

2015 FLORIDA GATORS

19-45 Returning Player Bios
46 2015 Signing Class
46-48 Newcomer Bios

2014 SEASON REVIEW

49-58 Season Stats
59-65 Game-by-Game Review

CHAMPIONSHIP HISTORY

66-68 National Championships
69-73 SEC Championships
74 Ring of Honor
75 Heisman Trophy Winners

HONORS

76-86 All-America Tradition
87-90 All-SEC Tradition
91-93 National Honors
94 Team Honors

GATORS IN THE NFL

95-96 All-Time NFL Gators
97 Gators in the Super Bowl, Pro Bowl
98 First-Round NFL Draft Picks
99-106 NFL Draft History

QUICK FACTS

Location	Gainesville, Fla.
Enrollment	49,042
Founded	1853
Conference	Southeastern Conference
Colors	Orange (PMS 172) & Blue (PMS 287)
Nickname	Gators
President	Dr. Kent Fuchs
Athletics Director	Jeremy Foley
Stadium (Capacity)	Ben Hill Griffin Stadium (88,548)
First Year of Football	1906
Overall Football Record	691-400-40 (108 years)
National Championships	3 ('96, '06, '08)
SEC Championships	8 ('91, '93, '94, '95, '96, '00, '06, '08)
Bowl Games	41 (21-20 record)
Head Coach (Seasons)	Jim McElwain (4th overall, 1st year at UF)
Career Record	22-17 overall, 0-0 at UF
2014 Record	7-5
2014 SEC Record	4-4 (3rd in SEC East)

ALL-TIME RESULTS

107-114 Year-by-Year Scores
115-116 Year-by-Year Records
117 All-Time vs. Opponents
118-120 Series History vs. SEC, FSU
121-122 Ben Hill Griffin Stadium at Florida Field
123-127 Miscellaneous History
128-138 Bowl Game History

RECORD BOOK

139 Bowl Records
140-141 Year-by-Year Stats
142-145 Yearly Leaders
146-148 Rushing
149-150 Passing
151-153 Receiving
153-154 Total Offense
155 Kicking
156 Returns
157 Punting
158 Scoring
159 Defense
160 National and SEC Record Holders
161-164 Game Superlatives
165 UF Stat Champions
166 Team Records
167 Season Bests
168-170 Miscellaneous Charts
171-175 Assistant Coach History

LETTERWINNERS

175-182 All-Time Letterwinners
183-187 All-Time Numerical Roster

FLORIDA ATHLETICS

184 Dr. Kent Fuchs, UF President
185 Jeremy Foley, Athletics Director
186 Overall Athletic Success
187 The Gator Nation
188 Community Involvement
189 Two-Sport Athletes/Walk-Ons
190-193 Media Information
194-195 SEC Football Schedule
196 Index

COMMUNICATIONS STAFF

Dan Apple	Assistant Director (Football)
Kathy Cafazzo	Associate Director
Norm Carlson	Assistant A.D./Historian
Scott Carter	Senior Writer
Tim Casey	Staff Photographer
Zach Dirlam	Intern
Grace Duggan	Intern
Bruce Floyd	Social Media Manager
Chris Harry	Senior Writer
John Hines	Associate Director
Mary Howard	Senior Associate A.D., Comm.
Steve McClain	Senior Associate A.D., Comm. (Football)
Will Pantages	Assistant Director (Football/Softball)
Denver Parler	Assistant Director
Kelly Reynolds	Assistant Director
Ben Schmitz	Intern
Jennifer Wagner	Coordinator
Dawn Zinsmaster	Executive Assistant

2015 SCHEDULE

SEPTEMBER

5	NEW MEXICO STATE	Gainesville, Fla.
12	EAST CAROLINA	Gainesville, Fla.
19	at Kentucky*	Lexington, Ky.
26	TENNESSEE*	Gainesville, Fla.

OCTOBER

3	OLE MISS*	Gainesville, Fla.
10	at Missouri*	Columbia, Mo.
17	at LSU*	Baton Rouge, La.
24	Bye	
31	vs. Georgia*	Jacksonville, Fla.

NOVEMBER

7	VANDERBILT* (Homecoming)	Gainesville, Fla.
14	at South Carolina*	Columbia, S.C.
21	FLORIDA ATLANTIC	Gainesville, Fla.
28	FLORIDA STATE	Gainesville, Fla.

DECEMBER

5	SEC Championship	Atlanta, Ga.
---	------------------	--------------

*Southeastern Conference Game

CREDITS

The official 2015 University of Florida Football Media Guide has been published by the University Athletic Association, Inc. The guide has been produced by the UAA Communications Office. It is not for public sale or recruiting and is intended for media use only.

Managing Director	Dan Apple
Assistant Editors	Norm Carlson, John Hines, Steve McClain, Jennifer Wagner, Dawn Zinsmaster
Cover Design	Kelly Streeter
Printing	Herff Jones, Inc. (Newberry, Fla.)
Photography	Jim Burgess, Tim Casey, Jay Metz, Jason Parkhurst, Bob Rosato, Dede Smith, UF News Bureau, NFL Public Relations Departments, NFL Office, Getty Images, USA Today Images



NIKE is the authentic apparel and footwear provider of the University of Florida Football Program

GATORZONE.COM



@GatorZoneFB
@CoachMcElwain
@GatorZoneNews
#GoGators



facebook.com/FloridaGators



@GatorZoneFB

NUMERICAL ROSTER

#	Name	Pos.
1	Vernon Hargreaves III	DB
2	Ryan Sousa	WR
3	Treon Harris	QB
3	Antonio Morrison	LB
4	Brandon Powell	WR
4	Ahmad Fulwood	WR
6	Quincy Wilson	DB
7	Duke Dawson	DB
7	Will Grier	QB
8	Nick Washington	DB
9	Latroy Pittman, Jr.	WR
10	Valdez Showers	WR
11	Demarcus Robinson	WR
12	Josh Grady	QB
13	Brian Fallace	QB
13	Daniel McMillian	LB
14	Alex McCalister	RUSH
15	Jacob Guy	QB
15	Deiondre Porter	DB
16	Austin Hardin	K
17	Anderson Proctor	QB
17	Jordan Sherit	RUSH
18	C.J. Worton	WR
19	Johnny Townsend	P
20	Darius Masline	RB
20	Marcus Maye	DB
21	Kelvin Taylor	RB
22	Adam Lane, Jr.	RB
23	Jeremi Powell	LB
24	Case Harrison	RB
24	Brian Poole	DB
25	Matt Rolin	LB
25	Jordan Scarlett	RB
26	Marcell Harris	DB
28	Kylan Johnson	DB
29	Evan Schroeder	WR
30	DeAndre Goolsby	TE
30	Garrett Stephens	DB
31	Jalen Tabor	DB
32	Jordan Cronkrite	RB
32	DL Powell	DB
34	Alex Anzalone	LB
35	Chris Williamson	DB
36	Roger Dixon, Jr.	WR
36	Eddie Giles	DB
37	Mark Herndon	RB
38	Bair Diamond	TE
38	Kerolin Francois	DB
39	Ryan Ferguson	TE
39	Michael Iorio	DB
40	Jarrad Davis	LB
41	Ryan Farr	LS
42	Keanu Neal	DB
43	Mark Norvelis	DB
44	Rayshad Jackson	LB
45	R.J. Raymond	LB
46	LeAndre Rembert	LB
47	Jonathan Haney	LS
49	Devin Grimm	LS
51	Antonio Riles, Jr.	OL
52	Travaris Dorsey	OL
52	Steven Stipe, Jr.	LB

2015 FLORIDA GATORS

#	Name	Position	Height	Weight	Class	Experience	Hometown/High School/Previous School
98	Ancrum, Luke	DL	6-5	251	FR	HS	Sebring/Sebring
86	Andrades, Raphael	WR	6-0	203	RJR	1L	Tallahassee/Lincoln
34	Anzalone, Alex	LB	6-3	241	JR	2L	Wyomissing, Pa./Wyomissing Area
89	Bailey, Alvin	WR	5-11	192	RSO	SQ	Seffner/Armwood
99	Bostwick, Jay-nard	DL	6-3	283	RSO	1L	Port Saint Lucie/West Centennial
61	Bowden, Matthew	OL	6-1	300	RJR	SQ	Lakeland/Lakeland
57	Brantley, Caleb	DL	6-2	314	RSO	1L	Crescent City/Crescent City
93	Bryan, Taven	DL	6-5	292	RFR	SQ	Casper, Wyo./Natrona County
66	Buchanan, Nick	OL	6-2	305	FR	HS	Dunwoody, Ga./Dunwoody
90	Bullard, Jonathan	DL	6-3	283	SR	3L	Shelby, N.C./Crest Senior
81	Callaway, Antonio	WR	5-11	198	FR	HS	Miami/Booker T. Washington
54	Clark, Khairi	DL	6-2	321	RFR	SQ	Hollywood/Chaminade-Madonna College Prep
94	Cox, Bryan, Jr.	DL	6-3	268	RJR	2L	Fort Lauderdale/St. Thomas Aquinas
32	Cronkrite, Jordan	RB	5-11	205	FR	HS	Miami/Westminster Christian
40	Davis, Jarrad	LB	6-2	230	JR	2L	Kingsland, Ga./Camden County
95	Davis, Keivonnis	RUSH	6-4	225	FR	HS	Miami/Miami Central
7	Dawson, Duke	DB	5-11	204	SO	1L	Cross City/Dixie County
68	Desir-Jones, Richerd	OL	6-3	292	FR	HS	Fort Lauderdale/St. Thomas Aquinas
38	Diamond, Bair	TE	6-4	228	RJR	SQ	Fort Myers/Bishop Verot
54	Dillard, Cameron	OL	6-4	308	RSO	1L	Canton, Mich./Plymouth Canton
36	Dixon, Roger, Jr.	WR	5-10	195	SR	1L	Sanford/Seminole
52	Dorsey, Travaris	OL	6-2	318	RFR	SQ	Jacksonville/Raines
13	Fallace, Brian	QB	6-4	206	RFR	HS	Satellite Beach/Palm Bay
41	Farr, Ryan	LS	6-0	207	FR	HS	Henderson, Nev./Coronado
39	Ferguson, Ryan	TE	6-3	226	RFR	SQ	Largo/Indian Rocks
38	Francois, Kerolin	DB	5-11	203	RSO	SQ	Lake Worth/Forest Hill
79	Fuchs, Matthew	DL	6-2	246	RJR	SQ	Gainesville/Buchholz
5	Fulwood, Ahmad	WR	6-4	208	JR	2L	Jacksonville/Bishop Kenny
36	Giles, Eddie	DB	5-9	161	RFR	SQ	Jupiter/Dwyer
30	Goolsby, DeAndre	TE	6-4	243	SO	1L	Derby, Kan./Derby
12	Grady, Josh	QB	6-0	200	RSR	TR	Tampa/Armwood
7	Grier, Will	QB	6-2	201	RFR	SQ	Davidson, N.C./Davidson Day
49	Grimm, Devin	LS	6-1	188	RFR	HS	St. Johns/Creekside
15	Guy, Jacob	QB	6-5	222	RJR	SQ	Dade City/Pasco
47	Haney, Jonathan	LS	6-2	209	RJR	HS	Tampa/Plant
16	Hardin, Austin	K	5-10	198	RJR	2L	Atlanta, Ga./Marist
1	Hargreaves, Vernon, III	DB	5-11	199	JR	2L	Tampa/Wharton
53	Harkless, Kavaris	OL	6-5	300	RFR	SQ	Jacksonville/Trinity Christian Academy
26	Harris, Marcell	DB	6-1	211	RSO	1L	Orlando/Dr. Phillips
3	Harris, Treon	QB	5-11	195	SO	1L	Miami/Booker T. Washington
24	Harrison, Case	RB	6-0	198	RSO	SQ	Gainesville/Gainesville
37	Herndon, Mark	RB	5-9	198	SR	3L	Ocala/Forest
55	Holley, Thomas	DL	6-3	320	RFR	SQ	Brooklyn, N.Y./Lincoln
39	Iorio, Michael	DB	5-10	194	RSO	SQ	Nokomis/Venice
73	Ivey, Martez	OL	6-5	302	FR	HS	Apopka/Apopka
62	Ivie, Andrew	DL	6-1	302	FR	HS	Dade City/Pasco
91	Ivie, Joey, IV	DL	6-3	295	JR	2L	Dade City/Pasco
87	Jackson, Kalif	WR	6-4	212	FR	HS	Neptune Beach/Fletcher
44	Jackson, Rayshad	LB	6-0	221	FR	HS	Miami/Norland
96	Jefferson, Cece	DL	6-1	275	FR	HS	Glen St. Mary/Baker County
74	Johnson, Fred	OL	6-6	305	FR	HS	West Palm Beach/Royal Palm Beach
28	Johnson, Kylan	DB	6-1	220	FR	HS	Dallas, Texas/Skyline
64	Jordan, Tyler	OL	6-4	292	FR	HS	Jacksonville/Bishop Kenny
84	Knight, Camrin	TE	6-4	220	FR	HS	Tallahassee/Lincoln
22	Lane, Adam, Jr.	RB	5-7	226	RSO	1L	Winter Haven/Winter Haven
80	Lewis, C'yontai	TE	6-4	228	RFR	SQ	Tuscaloosa, AL/Northridge
20	Masline, Darius	RB	5-8	175	RJR	SQ	Jacksonville/Raines
20	Maye, Marcus	DB	6-0	207	RJR	2L	Melbourne/Holy Trinity Episcopal School
14	McCalister, Alex	RUSH	6-6	239	RJR	2L	Clemmons, N.C./West Forsyth
83	McGee, Jake	TE	6-6	249	RSR	SQ	Richmond, Va./Collegiate School/Virginia
13	McMillian, Daniel	LB	6-1	219	JR	2L	Jacksonville/First Coast
77	Mike, Andrew	OL	6-6	302	RFR	SQ	Tucson, AZ/Sabino
3	Morrison, Antonio	LB	6-1	229	SR	3L	Bellwood, Ill./Bolingbrook

#	Name	Position	Height	Weight	Class	Experience	Hometown/High School/Previous School
42	Neal, Keanu	DB	6-1	216	JR	2L	Bushnell/South Sumter
43	Norvelis, Mark	DB	5-10	192	RJR	HS	Palm Bay/Palm Bay
9	Pittman, Latroy, Jr.	WR	6-0	212	SR	3L	Ocala/North Marion
24	Poole, Brian	DB	5-10	211	SR	3L	Bradenton/Southeast
15	Porter, Deiondre	DB	6-0	177	RFR	SQ	Tampa/Jefferson
4	Powell, Brandon	WR	5-9	184	SO	1L	Deerfield Beach/Deerfield Beach
32	Powell, DL	DB	6-0	193	RSO	SQ	Alachua/Santa Fe
23	Powell, Jeremi	LB	6-0	219	RJR	2L	Largo/Pinellas Park
98	Powell, Jorge	K	5-10	166	RFR	SQ	Coral Gables/Belen Jesuit Prep
17	Proctor, Anderson	QB	6-3	209	RSO	HS	Vero Beach/St. Edward's
45	Raymond, R.J.	LB	6-2	236	RFR	SQ	Atlantic Beach/Fletcher
97	Reed, Justus	RUSH	6-3	234	RFR	SQ	Clearwater/Clearwater Central Catholic
46	Rembert, LeAndre	LB	5-8	247	RSO	SQ	Alachua/Santa Fe
51	Riles, Antonio, Jr.	OL	6-4	322	RSO	1L	Lawrenceville, Ga./Archer
11	Robinson, Demarcus	WR	6-1	204	JR	2L	Fort Valley, Ga./Peach County
25	Rolin, Matt	LB	6-3	216	RSO	SQ	Ashburn, Va./Briar Woods
67	Sandifer, Brandon	OL	6-3	357	FR	HS	Warner Robins, Ga./Northside
25	Scarlett, Jordan	RB	5-10	198	FR	HS	Fort Lauderdale/St. Thomas Aquinas
29	Schroeder, Evan	WR	5-11	200	RSR	SQ	New Smyrna Beach/New Smyrna Beach
78	Sharpe, David	OL	6-6	355	SO	1L	Jacksonville/Providence School
17	Sherit, Jordan	RUSH	6-4	250	RSO	1L	Tampa/Hillsborough
60	Shinn, Zachary	OL	6-2	280	RFR	SQ	Plant City/Kathleen Senior
10	Showers, Valdez	WR	6-0	193	RSR	3L	Detroit, Mich./Madison
2	Sousa, Ryan	WR	6-0	195	RFR	SQ	Orlando/Lake Nona
30	Stephens, Garrett	DB	5-9	187	RSO	SQ	Louisville, Ky./Saint Xavier
82	Stephens, Moral	TE	6-3	240	RFR	SQ	Perry/Taylor County
52	Stipe, Steven, Jr.	LB	5-11	216	RSO	SQ	Waycross, Ga./Pierce County
31	Tabor, Jalen	DB	6-0	191	SO	1L	Washington, D.C./Friendship Academy
21	Taylor, Kelvin	RB	5-10	205	JR	2L	Belle Glade/Glades Day
85	Thompson, Chris	WR	6-0	171	JR	2L	Gainesville/Gainesville
63	Thurman, Trip	OL	6-5	313	RSR	2L	Dover, Del./Dover
19	Townsend, Johnny	P	6-1	202	RSO	1L	Orlando/Boone
8	Washington, Nick	DB	6-0	195	RSO	2L	Jacksonville/Trinity Christian Academy
35	Williamson, Chris	DB	5-11	188	FR	HS	Gainesville, Ga./Gainesville
59	Wilson, Dakota	DL	6-0	269	RSR	SQ	Bradenton/Braden River
6	Wilson, Quincy	DB	6-1	209	SO	1L	Fort Lauderdale/University School of Nova South
18	Worton, C.J.	WR	6-0	195	SO	1L	Homestead/South Dade
92	Zuniga, Jabari	DL	6-3	263	FR	HS	Marietta, Ga./Sprayberry

#	Name	Pos.
53	Kavaris Harkless	OL
54	Khairi Clark	DL
54	Cameron Dillard	OL
55	Thomas Holley	DL
57	Caleb Brantley	DL
59	Dakota Wilson	DL
60	Zachary Shinn	OL
61	Matthew Bowden	OL
62	Andrew Ivie	DL
63	Trip Thurman	OL
64	Tyler Jordan	OL
66	Nick Buchanan	OL
67	Brandon Sandifer	OL
68	Richard Desir-Jones	OL
73	Martez Ivey	OL
74	Fred Johnson	OL
77	Andrew Mike	OL
78	David Sharpe	OL
79	Matthew Fuchs	DL
80	C'yontai Lewis	TE
81	Antonio Callaway	WR
82	Moral Stephens	TE
83	Jake McGee	TE
84	Camrin Knight	TE
85	Chris Thompson	WR
86	Raphael Andrades	WR
87	Kalif Jackson	WR
89	Alvin Bailey	WR
90	Jonathan Bullard, Jonathan	DL
91	Joey Ivie IV	DL
92	Jabari Zuniga	DL
93	Taven Bryan	DL
94	Bryan Cox, Jr.	DL
95	Keivonnis Davis	RUSH
96	Cece Jefferson	DL
97	Justus Reed	RUSH
98	Luke Ancrum	DL
98	Jorge Powell	K
99	Jay-nard Bostwick	DL

PRONUNCIATION GUIDE

Luke Ancrum	AN-crumb
Raphael Andrades	an-DRAW-dez
Alex Anzalone	anne-zuh-LOAN-ee
Khairi Clark	kerry
Jarrad Davis	jared
C'yontai Lewis	see-ON-tay
Deiondre Porter	dee-ON-dray
Jeremi Powell	jeremy
Ryan Sousa	SO-sa
Moral Stephens	more-el
Jordan Cronkrite	KRON-krite
Keivonnis Davis	key-VON-es
Richard Desir-Jones	rih-SHARD dez-EAR-jones
Jabari Zuniga	ja-BAR-ee zoo-KNEE-guh

2015 COACHING STAFF

Jim McElwain	Head Coach
Geoff Collins	Defensive Coordinator/Safeties
Doug Nussmeier	Offensive Coordinator/Quarterbacks
Kirk Callahan	Defensive Backs
Kerry Dixon II	Wide Receivers
Greg Nord	Tight Ends/Special Teams Coordinator
Chris Rumph	Defensive Line
Randy Shannon	Associate Head Coach/Co-Coordinator/Linebackers
Tim Skipper	Running Backs
Mike Summers	Offensive Line

STRENGTH & CONDITIONING STAFF

Mike Kent	Director of Strength & Conditioning
Mark Campbell	Coordinator
Rashad Harris	Coordinator
Mike Peterson	Coordinator
Kareem Young	Coordinator

SPORTS HEALTH STAFF

Paul Silvestri	Associate Director
Kristin Farrell	Athletic Trainer
Matt Redd	Athletic Trainer
Spencer Thomas	Assistant Manager

FOOTBALL STAFF

Kevin Barbay	Associate Director of Player Personnel
Andy Belluomini	Program Assistant
Marquel Blackwell	Quality Control Specialist
Casey Callahan	Program Assistant
Deidra Church	Director of Football Administration
Mark DeBastiani	Quality Control Specialist
John Garrett	Quality Control Assistant
Justin Hinds	Graduate Assistant
Drew Hughes	Director of Player Personnel
Duke Lemmens	Graduate Assistant
Marc Nudelberg	Quality Control Specialist
Christian Pace	Graduate Assistant
James Rowe	Graduate Assistant
Nancy Scarborough	Executive Assistant
Shawnee Sellers	Program Assistant
John Van Dam	Program Assistant
George Wynn	Assistant Athletics Director, Football Operations



Head Coach // First Year

COACHING HISTORY

Seasons	School/Team	Title/Position Coached
2012-14	Colorado State	Head Coach
2008-11	Alabama	Offensive Coordinator/Quarterbacks
2007	Fresno State	Offensive Coordinator/Quarterbacks
2006	Oakland Raiders	Quarterbacks
2003-05	Michigan State	Asst. Head Coach/Wide Receivers/Special Teams
2000-02	Louisville	Wide Receivers/Special Teams
1995-99	Montana State	Offensive Coordinator/Wide Receivers/Special Teams
1987-94	Eastern Washington	Quarterbacks/Wide Receivers
1985-86	Eastern Washington	Graduate Assistant

Athletics director Jeremy Foley announced Jim McElwain as the 25th head coach of the Florida football program on December 4, 2014. In his third season at Colorado State, McElwain was named the 2014 Mountain West Coach of the Year and the AFCA Region 5 Coach of the Year after he led the Rams to a 10-2 record with a bowl appearance.

McElwain, a 30-year coaching veteran, spent the 2008-11 seasons as offensive coordinator at Alabama, where he played a key role in leading the Crimson Tide to two BCS national championships (2009 and '11).

"It's an honor to be a part of the one of most powerful brands in college athletics in the Florida Gators," said McElwain. "I'm humbled, yet very excited about the tremendous opportunity that Dr. Machen and Jeremy Foley have afforded me and my family. I can't tell you how eager I am to get to Gainesville to set a course for who we are going to be and what we will be all about."

"Coach McElwain was someone we targeted from the beginning of the search," said Foley. "The more we worked through the process and did our due diligence, coupled with our meeting and conversations with him and those around him, it was obvious he is the right person to lead the Florida Gator football program."

"Coach Mac looked deeper than X's and O's. He was as bright and intelligent as they come and had a way of making sure everybody knew exactly what he wanted, just the way he communicated and related to guys. But more than that, I'd sit back in the meeting room and think, 'He's one of the most genuine coaches I've ever known,' and there aren't a lot of coaches who have that combination."

DEION BRANCH, Super Bowl XXXIX MVP

COACHING ACCOMPLISHMENTS

- Took over a struggling CSU program and turned it around in just three seasons. The Rams had not had back-to-back winning seasons since 2002-03 and had won just three games each of the three years prior to McElwain's arrival.
- After going 4-8 in his first season in Fort Collins, CSU won eight games in 2013, its most wins in 12 seasons, including a victory in the New Mexico Bowl over Washington State.
- The Rams' offense arguably was the best in school history in 2014, as quarterback Garrett Grayson, wide receiver Rashard Higgins and running back Dee Hart led an explosive attack.
- Grayson, the Mountain West Offensive Player of the Year, ranked among the nation's passing leaders with 4,006 yards, 32 touchdowns and a 166.2 passer rating.
- Higgins, a Biletnikoff Award finalist, led the nation with 145.8 receiving yards per game and 17 touchdowns. Hart rushed for 1,275 yards with 16 touchdowns on the ground.
- Through 12 games in the regular season (McElwain did not coach the bowl game), CSU averaged a school-record 497.8 yards per game (13th nationally) and averaged 7.2 yards per play (4th nationally).
- The Rams passing attack led the way with record-breaking numbers, averaging 326.3 yards per game (7th nationally) and 9.2 yards per pass attempt (2nd nationally). They also ranked 25th in the nation scoring 35.9 points per game.
- The 2013 New Mexico Bowl win capped an 8-6 season that saw McElwain's team re-write the school's record book in several offensive categories, including new standards for single-season points scored (507) and yards per game (470.8). The 2013 Rams scored 50 or more points four times and topped the 500-yard mark for total offense eight times, both school records, and were the only team in Division I FBS to feature a 3,500-yard passer (Garrett Grayson, 3,696) and a

1,500-yard rusher (Kapri Bibbs, 1,741).

- Colorado State made the second-biggest improvement among FBS schools in scoring offense from 2012 to 2013 (from 100th to 22nd) behind Auburn (from 112th to 12th). The Rams' year-to-year improvement in total offense was fourth-biggest in FBS (100th to 24th) behind Auburn (+104), Washington (+84) and Missouri (+80).
- In his first game as head coach in 2012, McElwain led the Rams to a 22-19 comeback win over in-state rival Colorado. In so doing, McElwain became the first CSU head football coach since 1970 to win his first game and the first to defeat Colorado in his first CSU-CU matchup.
- In four seasons at Alabama, McElwain played a key role in the Tide compiling an overall record of 48-6, serving as the offensive coordinator and quarterbacks coach. His offense led the nation by committing only 57 turnovers in that period and sent two players to the Heisman Trophy ceremony in New York: 2009 winner Mark Ingram and 2011 finalist Trent Richardson.
- In 2011, Alabama led the SEC in rushing at 214.5 yards per game (16th nationally), ranked second in total offense at 429.6 total yards per contest (31st nationally) and third in scoring at 34.8 points per game (20th nationally). McElwain also had recruiting responsibilities in the state of Florida while coaching at Alabama.
- In back-to-back seasons, McElwain led the Alabama offense to record-breaking seasons. During the 2009 National Championship season, the Tide offense set a school record with 5,642 yards from scrimmage. The 2010 offense topped that total as the Tide offense set new school marks for total yards (5,773) and total passing yards (3,395) in one fewer game than 2009.
- In 2010 under McElwain's tutelage, quarterback Greg McElroy set single-season passing records with a 70.9 completion percentage, 20 touchdown passes and 2,987 yards. He finished the

year fourth nationally in pass efficiency with a rating of 168.9. His completion percentage that season was the second-best in SEC history.

- McElwain's 2008 offense proved to be one of the nation's most efficient and productive units. Alabama finished fifth in the SEC in scoring offense (30.1 ppg) and 35th nationally after ranking 64th (seventh in the SEC) in that category in 2007 with an average of 27.1 ppg.
- At Fresno State in 2007 he made an immediate impact, helping lead the Bulldogs to a 9-4 record, including a 40-28 triumph over Georgia Tech in the Humanitarian Bowl.
- In his lone season directing the offense at Fresno State, he improved the Bulldogs' offensive output from 338.2 total yards per game the year before his arrival to 419.5 (No. 38 in the nation), and from 23.0 points per contest to 32.9 (No. 32).
- McElwain served as the assistant head coach, receivers coach and special teams coach at Michigan State from 2003-05. In 2005, five Spartan receivers had at least 28 receptions and the group combined to set another school record with 24 touchdown catches.
- He coached 2004 All-America punter Brandon Fields and kicker Dave Rayner, who led the Big Ten Conference in scoring.
- The 2003 MSU team reached the Alamo Bowl behind a receiving corps that set school records for receptions (312) and yards (3,510).
- Prior to his stint at Michigan State, McElwain spent three seasons (2000-02) at Louisville as the receivers coach and special teams coach as the Cardinals earned bowl bids in each of those three seasons. He coached four first-team All-Conference USA selections at Louisville and also tutored three of the Cardinals' all-time leading receivers, including Deion Branch and Arnold Jackson.
- From 1995-99, McElwain was the offensive coordinator, quarterbacks and receivers coach at Montana State. Under his direction, quarterback Rob Compson threw for nearly 7,000 career yards and a school-record 54 touchdowns. McElwain also coached the Bobcats' all-time leading receiver Chip Hobbs, who caught 144 career passes for 2,060 yards and 18 TDs.
- McElwain was at Eastern Washington from 1985-94 in a variety of capacities, starting as a graduate assistant and working his way up to quarterbacks and receivers coach. The Eagles made two NCAA Division I-AA playoff appearances (1985 and 1992) and earned a share of the Big Sky Championship in 1992. McElwain coached EWU's all-time leading receiver, Tony Brooks (2,969 career yards), who earned third team AP All-America honors in 1993.



NFL PLAYERS (ROUND DRAFTED)

WR Deion Branch (2nd) – Louisville '02 – New England Patriots
 K Dave Rayner (6th) – Michigan State '05 – Indianapolis Colts
 P Brandon Fields (7th) – Michigan State '07 – Miami Dolphins
 OT Andre Smith (1st) – Alabama '09 – Cincinnati Bengals
 RB Glen Coffee (3rd) – Alabama '09 – San Francisco 49ers
 C Antoine Caldwell (3rd) – Alabama '09 – Houston Texans
 QB Tom Brandstater (6th) – Fresno State '09 – Denver Broncos
 TE Bear Pascoe (6th) – Fresno State '09 – San Francisco 49ers
 OG Mike Johnson (3rd) – Alabama '10 – Atlanta Falcons
 WR Julio Jones (1st) – Alabama '11 – Atlanta Falcons
 OT James Carpenter (1st) – Alabama '11 – Seattle Seahawks
 RB Mark Ingram (1st) – Alabama '11 – New Orleans Saints
 QB Greg McElroy (7th) – Alabama '11 – New York Jets
 RB Trent Richardson (1st) – Alabama '12 – Cleveland Browns
 RB Brad Smelley (7th) – Alabama '12 – Cleveland Browns
 OG Chance Warmack (1st) – Alabama '13 – Tennessee Titans
 OT D.J. Fluker (1st) – Alabama '13 – San Diego Chargers
 RB Eddie Lacy (2nd) – Alabama '13 – Green Bay Packers
 OG Barrett Jones (4th) – Alabama '13 – St. Louis Rams
 TE Michael Williams (7th) – Alabama '13 – Detroit Lions
 C Weston Richburg (2nd) – Colorado St. '14 – New York Giants
 TE Crockett Gillmore (3rd) – Colorado St. '14 – Baltimore Ravens
 OT Ty Sambrailo (2nd) – Colorado St. '15 – Denver Broncos
 QB Garrett Grayson (3rd) – Colorado St. '15 – New Orleans Saints

POSTSEASON HISTORY

Season	Appearance/Game	Opponent	Result
1985	Division I-AA first round	Idaho	W 42-38
1985	Division I-AA quarterfinals	Northern Iowa	L 17-14
1992	Division I-AA first round	Northern Iowa	L 17-14
2000	Liberty Bowl	Colorado State	L 22-17
2001	Liberty Bowl	Brigham Young	W 28-10
2002	GMAC Bowl	Marshall	L 38-15
2003	Alamo Bowl	Nebraska	L 17-3
2007	Humanitarian Bowl	Georgia Tech	W 40-28
2008	Sugar Bowl	Utah	L 31-17
2009	BCS National Championship (Pasadena)	Texas	W 37-21
2010	Capital One Bowl	Michigan State	W 49-7
2011	BCS National Championship (New Orleans)	LSU	W 21-0
2013	Gildan New Mexico Bowl	Washington State	W 48-45

THE MCELWAIN FILE

Birthdate: March 1, 1962 (age 53)

Hometown: Missoula, Montana

Education: Eastern Washington, 1984

Family: He and his wife, Karen, have three children: JoHanna, Elizabeth and Jerret

Playing Career: An all-state quarterback at Missoula (Montana) Sentinel High School, McElwain played quarterback at Eastern Washington from 1980-83 and earned his degree in Education from EWU in 1984.

RECORD AS A HEAD COACH

Year	School	Record	Conference Record	Conference Finish	Postseason
2012	Colorado State	4-8	3-5	7th Overall	
2013	Colorado State	8-6	5-3	3rd in Division	Won New Mexico Bowl vs. Washington State, 48-45
2014	Colorado State	10-2	6-2	2nd in Division	Team reached Las Vegas Bowl, McElwain did not coach bowl game



KIRK CALLAHAN

Defensive Backs // First Year

COACHING HISTORY

Seasons	School/Team	Title/Position Coached
2015	Florida	Defensive Backs
2012-14	UCF	Defensive Backs
2011	Florida	Graduate Assistant
2010	Florida	Staff Intern
2008-09	North Carolina	Graduate Assistant
2007	UCF	Student Assistant

COACHING ACCOMPLISHMENTS

- Callahan rejoins the Gators' staff after coaching the defensive backs at UCF for the past three seasons. He previously spent two years on the Florida staff working with the defense in 2010-11 before joining the Knights.
- In 2014, he coached UCF's first-ever defensive All-American at the FBS level, as cornerback Jacoby Glenn was named to the Associated Press Second Team and named the American Athletic Conference Co-Defensive Player of the Year.
- In 2013, Callahan coached healthy mix of veterans combined with FWAA Freshman All-American Glenn to form a strong secondary, as the Knights went 12-1. The historic season also witnessed UCF finish No. 10 in the country after it won the American Athletic Conference title and defeated Baylor in the Tostitos Fiesta Bowl.
- UCF's secondary received several accolades during a 2012 season which witnessed the Knights capture the Conference USA East Division, a win in the Beef 'O' Brady's Bowl and a 10-4 record.

Kemal Ishmael was voted as the C-USA Defensive Player of the Year, A.J. Bouye earned a spot on the All-C-USA Second Team and Lyle Dankenbring received Academic All-America honors.

- The duo was able take their talents to the next level when Ishmael was selected in the seventh round of the NFL Draft by Atlanta, while Bouye signed a free-agent deal with the Houston Texans.
- Callahan spent two seasons working with the Florida defense from 2010-11. While with the Gators, he helped guide a defense to a No. 7 national ranking in passing defense in 2011, as well as a No. 8 mark in total defense. Florida closed out 2010 by topping Penn State in the Outback Bowl, and then defeated Ohio State in the Gator Bowl the following season.

PROMINENT PLAYERS COACHED

UCF

- DB JACOBY GLENN** – As a redshirt sophomore in 2014, he was selected as a second team AP All-American, marking UCF's first AP All-American since 2007, and its first defensive All-American to be on a first, second or third team since 1991. In addition, he was voted as the American Athletic Conference Co-Defensive Player of the Year and on to the All-AAC first team as well.
- DB KEMAL ISHMAEL** – As a senior in 2012, he was voted by the league's head coaches as the Conference USA's Defensive Player of the Year while earning a spot on the All-C-USA first team. In addition, he was named to the Jim Thorpe Award Watch List.

NFL PLAYERS (ROUND DRAFTED)

S Ahmad Black (5th) – Florida '11 – Tampa Bay Buccaneers
 CB Janoris Jenkins (2nd) – North Alabama '12 – St. Louis Rams
 S Will Hill (UFA) – Florida '12 – New York Giants
 S Matt Elam (1st) – Florida '13 – Baltimore Ravens
 S Josh Evans (6th) – Florida '13 – Jacksonville Jaguars
 S Kemal Ishmael (7th) – UCF '13 – Atlanta Falcons
 S A.J. Bouye (UFA) – UCF '13 – Houston Texans
 S Clayton Geathers (4th) – UCF '15 – Indianapolis Colts
 CB Jacoby Glenn (UFA) – UCF '15 – Chicago Bears

PLAYING CAREER

Callahan played defensive back at UCF after playing high school football at Armwood High School in Seffner. While at Armwood, he lettered all four seasons and received Tampa Tribune All-Hillsborough County First Team honors as a senior in 2002. He also was a Florida Sports Writers Association Class 4A All-State Honorable Mention pick. That year, he collected six interceptions and returned four for touchdowns, tying Deion Sanders' state record.

PERSONAL INFORMATION

Birth date: April 3, 1985
 Hometown: Seffner, Fla.
 Education: 2008 – Bachelor's degree in physical education from UCF

BOWL GAMES AS A COACH

2014	St. Petersburg
2013	Fiesta
2012	Beef 'O' Brady's
2011	Gator
2010	Outback
2009	Meineke Car Care
2008	Meineke Car Care
2007	Liberty



GEOFF COLLINS

Defensive Coordinator, Safeties // First Year

COACHING HISTORY

Seasons	School/Team	Title/Position Coached
2015	Florida	Defensive Coordinator/Safeties
2013-14	Mississippi State	Defensive Coordinator/Linebackers
2011-12	Mississippi State	Co-Defensive Coordinator/Linebackers
2010	Florida International	Defensive Coordinator/Linebackers
2008-09	UCF	Linebackers/Recruiting Coordinator
2007	Alabama	Director of Player Personnel
2006	Georgia Tech	Director of Player Personnel
2002-05	Western Carolina	Defensive Coordinator/Defensive Backs
2001	Georgia Tech	Tight Ends
1999-2000	Georgia Tech	Graduate Assistant (Linebackers)
1997-98	Albright College	Defensive Coordinator/Linebackers
1996	Fordham	Graduate Assistant (Linebackers)
1995	Franklin (N.C.)	High School Assistant Coach
1993-94	Western Carolina	Student Assistant

COACHING ACCOMPLISHMENTS

- Has 21 years of coaching experience and twice been nominated for the Broyles Award as the nation's top assistant coach, in 2010 while at FIU and 2014 at Mississippi State.
- All four starting linebackers that departed MSU under Collins tutelage made NFL rosters: Deontae Skinner (Patriots), Cam Lawrence (Cowboys), Matthew Wells (Patriots) and Benardrick McKinney (Texans).
- In 2014, Collins helped lead Mississippi State to its first 10-win season since 1999 and a berth in the Orange Bowl.
- His defense produced the second-most sacks (37) in the SEC and was the nation's No. 1 red zone defense, as opponents scored on just 63.64 percent of their chances in the red zone. Also had the No. 10 in scoring defense (19.4) during the regular season.
- Developed junior Benardrick McKinney, a 2014 First-Team All-SEC selection, into one of the SEC's best linebackers.
- Under Collins' tutelage, senior Preston Smith had a career year in 2014, racking up a team-best nine sacks and 15 tackles-for-loss.
- In his first season as full-time defensive coordi-

inator in 2013, Collins' unit was one of the best in the SEC, ranking among the SEC's top five in total defense (fourth - 349.3 yards per game), rushing defense (fourth - 144.2 yards per game) and pass defense (fifth - 205.2 yards per game).

- During the last three games of the 2013 season, Collins' defense allowed just 11.3 points per game, including two contests that featured overtime stands.
- Prior to earning the full-time defensive coordinator position at Mississippi State, he was the co-defensive coordinator and linebackers coach for two seasons (2001-12) where developed linebacker Cam Lawrence into All-SEC selection.
- As the defensive coordinator at FIU in 2010, Collins helped lead FIU to a Sun Belt Conference Championship.
- His 2010 defense led the Sun Belt in total defense, scoring defense, pass efficiency defense and turnover margin, a year after ranking 119th nationally in total defense.
- In 2008 at UCF, he helped the Knights defense rank second in Conference USA in total and scoring defense.
- He spent a year at Alabama (2007) serving under Nick Saban as his director of player personnel,

leading to the No. 1 ranked recruiting class in the country and eventual Heisman Trophy winner Mark Ingram, the school's first Heisman winner.

- As the Director of Player Personnel at Georgia Tech in 2006, his efforts led to the Yellow Jackets' best recruiting class in school history.
- From 2002-05, Collins was the defensive coordinator and defensive backs coach at his alma mater, Western Carolina.
- In 2005, his defense was the No. 1-ranked FCS pass defense along with being ranked 18th nationally in total defense. The 2004 defense ranked No. 12 in the FCS.

PROMINENT PLAYERS COACHED

Mississippi State

- **LB BENARDRICK MCKINNEY** - Originally recruited as a two-star quarterback out of high school, he developed into a 2014 First-Team All-SEC selection and 2012 Freshman All-SEC selection. Named an All-American by numerous media outlets and left school after his junior year in 2014 for the NFL Draft. MSU's leading tackler in 2013 and 2014 and ended his career with 244 tackles.
- **CB DARRIUS SLAY** - Second Team All-SEC selection in 2012. Played two seasons at MSU and finished his career with six interceptions. Drafted 36th overall in the 2013 NFL Draft by the Detroit Lions.
- **DL FLETCHER COX** - First Team All-American and All-SEC in 2011. Amassed 114 tackles, 24.5 tackles-for-loss and 8.5 sacks during his career. Selected with the 12th pick in the 2012 NFL Draft. Named a Second Team All-Pro after the 2014 season.
- **CB JOHNTHAN BANKS** - Won the 2012 Jim Thorpe Award, presented to the nation's top defensive back. First-Team All-American and All-SEC selection in 2012.

NFL PLAYERS (ROUND DRAFTED)

DT Fletcher Cox (1st) - Mississippi St. '12 - Philadelphia Eagles
 S Charles Mitchell (6th) - Mississippi St. '12 - Atlanta Falcons

S John Cyprien (2nd) - FIU '13 - Jacksonville Jaguars
 CB Darius Slay (2nd) - Mississippi St. '13 - Detroit Lions
 CB Johnthan Banks (2nd) - Mississippi St. '13 - Tampa Bay Buccaneers
 DT Josh Boyd (5th) - Mississippi St. '13 - Green Bay Packers
 LB Tourek Williams (6th) - FIU '13 - San Diego Chargers
 DE Preston Smith (2nd) - Mississippi St. '15 - Washington Redskins
 LB Benardrick McKinney (2nd) - Mississippi St. '15 - Houston Texans
 LB Matt Wells (6th) - Mississippi St. '15 - New England Patriots

PLAYING CAREER

Collins played at Western Carolina as an outside linebacker and defensive back from 1989-92. He tallied 194 career tackles and was the team's fifth-leading tackler as a junior with 68, while registering 6.0 tackles-for-loss. As a senior, he helped Western Carolina to a 7-4 record, totaling 62 total takedowns and 5.0 tackles-for-loss.

PERSONAL INFORMATION

Birthdate: April 10, 1971
 Hometown: Conyers, Ga.
 Education: 1994 - Bachelor's degree from Western Carolina
 Wife: Jennifer

BOWL GAMES AS A COACH

2013 Liberty
 2013 Gator
 2011 Music City
 2010 Little Caesar's
 2009 St. Petersburg
 2007 Independence
 2006 Gator
 2001 Seattle
 2000 Peach
 1999 Gator



KERRY DIXON II

Wide Receivers // First Year

COACHING HISTORY

Seasons	School/Team	Title/Position Coached
2015	Florida	Wide Receivers
2014	FIU	Running Backs
2012-13	FAU	Running Backs
2010-11	Montana State	Running Backs
2009	Stillman College	Offensive Coordinator/Wide Receivers
2008	Texas Southern	Quarterbacks
2007	Morgan State	Quarterbacks
2005-06	Booker T. Washington (Texas)	Offensive Coordinator/Quarterbacks

COACHING ACCOMPLISHMENTS

- Dixon has spent 10 years coaching the offensive side of the ball, including one season as an offensive coordinator.
- Spent the 2014 season as the running backs coach at FIU in Miami and led a running backs group that rushed for nearly 1,500 yards on the season.
- Spent the 2012-13 seasons at FAU coaching the Owls' running backs. In 2013, FAU rushed for 2,215 yards and 21 touchdowns, both school records. The rushing attack ranked fifth in Conference USA, averaging 184.6 yards per game.
- In his first season at FAU in 2012, Dixon's running back group had the task of replacing the school's all-time leading rusher, current Washington Redskin Alfred Morris. The running-back-by-committee approach succeeded, as they totaled just 38 less rushing yards and 167 more receiving yards than the previous season.
- Dixon spent two seasons at Montana State,

reaching the FCS Quarterfinals both years. He coached a running back tandem, Cody Kirk and Tray Robinson, that combined for nearly 2,000 rushing yards in 2011 and scored 21 overall touchdowns.

- Kirk's 1,351 yards rank fifth all-time in school history for a single season and he earned All-Big Sky First Team honors. Robinson was named the Big Sky Newcomer of the Year and earned Second Team All-Big Sky honors.
- In 2010, Dixon tutored All-Big Sky Second Team running back Orenzo Davis, who rushed for 1,126 yards and 10 touchdowns.
- In his one season as offensive coordinator at Stillman, Dixon produced an All-America running back in Quinn Porter, who rushed for 138.6 yards per game and went on to play for the St. Louis Rams.
- At Texas Southern, Stillman had a pair of quarterbacks throw for over 1,000 yards in 2008. Bobby Reid totaled 1,791 passing yards with 12

touchdowns, while Cornelius Harmon threw for 1,066 yards with six scores.

- Dixon began his coaching career at his alma mater, Booker T. Washington High School in Houston, Texas. He then spent one season at Morgan State coaching the quarterbacks.

PROMINENT PLAYERS COACHED

Montana State

- RB Cody Kirk – First-Team All-Big Sky Conference selection as a sophomore in 2011 and finished his career second all-time in school history with 3,422 yards. Ranks fifth in school annals in single-season rushing with 1,351 yards in 2011.

Stillman

- RB QUINN PORTER – All-American who rushed for 1,247 yards in his senior season who went on to sign with the St. Louis Rams as an undrafted free agent.

Texas Southern

- QB BOBBY REID – Won multiple SW Athletic Conference Player of the Week Awards and threw for 1,791 yards with 12 touchdowns despite a season-ending injury.

NFL PLAYERS (ROUND DRAFTED)

RB Quinn Porter (UFA) – Stillman '10 – St. Louis Rams

PLAYING CAREER

As a quarterback coming out of Booker T. Washington in 2002, Dixon signed to play at Baylor and started twice as a freshman for the Bears. He moved to receiver as a sophomore before suffering an injury and ultimately transferring to Hampton. He was a team captain as a senior for the Pirates and played in the Historically Black Colleges and Universities All-Star Classic in 2005.

PERSONAL INFORMATION

Birth date: May 16, 1982

Hometown: Houston, Texas

Education: 2004 – B.A. Political Science from Hampton



GREG NORD

Tight Ends, Special Teams Coordinator // First Year

COACHING HISTORY

Seasons	School/Team	Title/Position Coached
2015	Florida	Tight Ends/Special Teams Coordinator
2014	Western Kentucky	Running Backs
2011-12	Kentucky	Tight Ends/Special Teams
2010	Illinois	Tight Ends
2009	Louisville	Running Backs
2007-08	Louisville	Tight Ends
2003-06	Louisville	Asst. Head Coach/Running Backs/Tight Ends
1998-2002	Louisville	Tight Ends
1995-97	Louisville	Running Backs
1992-94	Georgia Tech	Running Backs
1990-91	East Carolina	Running Backs
1982-89	Kentucky	Running Backs
1981	Kentucky	Assistant Coach
1979-80	Kentucky	Graduate Assistant

COACHING ACCOMPLISHMENTS

- Helped lead tight end Jordan Aumiller to Freshman All-American honors by Phil Steele and punter Ryan Tydlack earned Second-Team All-SEC honors by Rivals.com at Kentucky in 2011.
- At Louisville, Nord spent time in various roles on the offensive side of the ball and enjoyed tremendous success guiding the Cardinals' skill positions. In 2006, Nord coached former Hilltopper running backs coach Kolby Smith, the team's leading rusher with 862 yards and freshman Anthony Allen, who led the team with 13 touchdowns.
- In 2005, Michael Bush led the country in scoring and was a first-team All-BIG EAST performer. Bush was a fourth-round selection by the Oakland Raiders and Smith was drafted in the fifth round by the Kansas City Chiefs.
- In 2004, Nord helped lead the Cardinal rushing attack to a school-record 3,005 yards, and a

school record-tying 20 rushing touchdowns by Eric Shelton. With Nord at the helm of the running backs, the Cardinals set a school mark for rushing touchdowns with 47.

- In his first three seasons as tight ends coach, Nord watched Ibn Green become a two-time All-American while etching his name in the NCAA record books as the NCAA Division I-A all-time leader in receptions by a tight end. Green completed his U of L career as the program's No. 2 all-time receiver with 217 catches.
- Nord also tutored two NFL tight ends in 2003 in Ronnie Ghent and Richard Owens. Ghent became the first Conference USA player at any position to earn first-team all-conference honors for all four years.
- Coached two All-Atlantic Coast Conference selections while at Georgia Tech, Dorsey Levens and William Bell.

PROMINENT PLAYERS COACHED

Louisville

- RB MICHAEL BUSH – 2005 NCAA scoring leader and named First-Team All-BIG EAST. Drafted in the fourth round by the Oakland Raiders.
- RB KOLBY SMITH – 2006 team leader with 862 rushing yards. Drafted in the fifth round by the Kansas City Chiefs.
- TE IBN GREEN – Two-time All-American and set NCAA for receptions by a tight end in a career.
- TE RONNIE GHENT – First-ever four-time All-Conference USA selection. Was signed by the Philadelphia Eagles in 2004 and went on to spend nine seasons in the NFL.

Georgia Tech

- RB DORSEY LEVENS – First-Team All-ACC selection in 1993 who was drafted in the fifth round by the Green Bay Packers.
- RB WILLIAM BELL – Ranks eighth on the school's all-time rushing list with 2,026 yards. Played three seasons with the Washington Redskins in the NFL.

NFL PLAYERS (ROUND DRAFTED)

RB George Adams (1st) – Kentucky '85 – New York Giants
 RB Marc Logan (5th) – Kentucky '87 – Cincinnati Bengals
 RB Mark Higgs (8th) – Kentucky '88 – Dallas Cowboys
 RB Ivy Joe Hunter (7th) – Kentucky '89 – Indianapolis Colts
 RB Dorsey Levens (5th) – Georgia Tech '94 – Green Bay Packers
 RB Frank Moreau (4th) – Louisville '00 – Kansas City Chiefs
 RB Lionel Gates (7th) – Louisville '05 – Buffalo Bills
 RB Eric Shelton (2nd) – Louisville '05 – Carolina Panthers
 RB Kolby Smith (5th) – Louisville '07 – Kansas City Chiefs
 RB Michael Bush (4th) – Louisville '07 – Oakland Raiders
 TE Gary Barnidge (5th) – Louisville '08 – Carolina Panthers
 RB Bilal Powell (4th) – Louisville '11 – New York Jets

PLAYING CAREER

Played center, tight end and long snapper for Kentucky from 1974-78. Was a three-year letterwinner at UK and a member of the school's 1976 SEC Championship team

PERSONAL INFORMATION

Birth date: April 3, 1956
 Hometown: Louisville, Ky.
 Education: 1980 – University of Kentucky
 Family: He and his wife, Donna, have two daughters, Amy and Angie, and five grandchildren (Luke, Nolan, Gregory, Elizabeth, Collin)

BOWL GAMES AS A COACH

2014	Bahamas
2006	Orange
2005	Gator
2004	Liberty
2003	GMAC
2002	GMAC
2001	Liberty
2000	Liberty
1999	Humanitarian
1998	Motor City
1991	Peach
1984	Hall of Fame
1983	Hall of Fame



DOUG NUSSMEIER

Offensive Coordinator, Quarterbacks // First Year

COACHING HISTORY

Seasons	School/Team	Title/Position Coached
2015	Florida	Offensive Coordinator/Quarterbacks
2014	Michigan	Offensive Coordinator/Quarterbacks
2012-13	Alabama	Offensive Coordinator/Quarterbacks
2009-11	Washington	Offensive Coordinator/Quarterbacks
2008	Fresno State	Offensive Coordinator/Quarterbacks
2006-07	St. Louis Rams	Quarterbacks
2003-05	Michigan State	Quarterbacks
2002	Ottawa Renegades (CFL)	Offensive Coordinator/Quarterbacks
2001	BC Lions (CFL)	Quarterbacks

COACHING ACCOMPLISHMENTS

- Has coached an NFL Pro Bowl quarterback (Marc Bulger) and an NFL First Round Draft Pick at quarterback (Jake Locker).
- Tutored four 3,000-yard passers in 12 seasons coaching college quarterbacks.
- In seven seasons as a coordinator, his offenses have produced six individual 1,000-yard rushing seasons – Alabama's T.J. Yeldon (2x) and Eddie Lacy and Washington's Chris Polk (3x).
- Coached Marc Bulger during the best year of his NFL career in 2006, when he threw for 4,301 yards and 24 touchdowns and went to the Pro Bowl.
- Under Nussmeier, Alabama set records for rushing and passing touchdowns, total points scored and total offense during the 2012 national championship season.
- The 2012 campaign marked the first time in school history that Alabama rushed and passed for 3,000 yards each in a single season.
- The Crimson Tide continued their offensive efficiency in 2013. Ranked seventh nationally in pass efficiency and 17th in both scoring offense and third down percentage. The Tide averaged over 200 yards on the ground and through the air.
- McCarron was eighth in pass efficiency after leading the nation the previous year, and in two seasons under Nussmeier, he passed for 5,996 yards, 58 touchdowns and only 10 interceptions, while completing over 67 percent of his passes.
- The Washington Huskies offensive unit improved

statistically in each of Nussmeier's three seasons.

The offense doubled its scoring output during his first season (2009), led by the passing of Locker and running of Chris Polk. The production was better in 2010, with a balanced attack that gained 2,238 rushing yards and 2,475 passing yards. Polk gained 1,415 rushing yards, the second-best total in school history, and Locker completed his career ranked first or second in every major passing category. Locker was the eighth overall pick of the 2011 NFL Draft.

- In his final season at Washington, the offense scored 57 touchdowns and 434 points to finish with the second highest totals in school history; behind only the 1991 national championship team. Nussmeier coached first-year starter Price, who set school records for passing TDs, completion percentage and pass efficiency.

PROMINENT PLAYERS COACHED

Alabama

- WR AMARI COOPER – 2014 unanimous All-American, Heisman Trophy finalist and Biletnikoff Award winner. Holds Alabama career records for receiving yards (3,463), catches (228) and touchdowns (31).
- OL D.J. FLUKER – A 2012 All-American and First-Team All-SEC selection.
- RB EDDIE LACY – 2012 First-Team All-SEC selection. 2012 SEC Championship Game and 2013 BCS National Championship Game MVP.

- QB AJ MCCARRON – 2013 Heisman Trophy runner-up, Maxwell Award winner and Johnny Unitas Golden Arm Award winner. A two-time All-SEC selection.
- OL CHANCE WARMACK – A 2012 All-American and two-time All-SEC selection.
- RB T.J. YELDON – 2013 First-Team All-SEC selection.

Fresno State

- WR BEAR PASCOE – Two-time All-WAC selection. Drafted in the sixth round by the New York Giants. Super Bowl XLVI champion.
- RB RYAN MATTHEWS – Drafted 12th overall by the Chargers after his junior season.

Michigan State

- QB JEFF SMOKER – Set a school record for passing yards (later broken by Stanton) with 3,395 in 2003. Finished his college career as the No. 5 passer in Big Ten history.
- QB DREW STANTON – Set a school record for passing yards with 3,415 in 2005.
- QB BRIAN HOYER – Went undrafted but has gone on to play in over 30 NFL games.

Washington

- QB JAKE LOCKER – Three-time honorable mention All-Pac-10 selection. 2010 Honorable Mention All-American.
- RB CHRIS POLK – 2011 First-Team All-Pac-12 selection. 2009 Honorable Mention All-Pac-10 and First-Team Freshman All-Pac-10.
- QB KEITH PRICE – As a RS-soph in 2011, set school records for TD passes (33) and comp. pct. (.669). His 3,063 yards ranked second all-time at UW.

NFL PLAYERS (ROUND DRAFTED)

- QB Jeff Smoker (6th) – Michigan State '04 – St. Louis Rams
- QB Drew Stanton (2nd) – Michigan State '07 – Detroit Lions
- TE Bear Pascoe (6th) – Fresno State '09 – San Francisco 49ers
- QB Tom Brandstater (6th) – Fresno State '09 – Denver Broncos
- RB Ryan Matthews (1st) – Fresno State '09 – San Diego Chargers
- QB Jake Locker (1st) – Washington '12 – Tennessee Titans
- OL Senio Kelemete (5th) – Washington '12 – Arizona Cardinals
- RB Chris Polk (UFA) – Washington '12 – Philadelphia Eagles
- OL D.J. Fluker (1st) – Alabama '13 – San Diego Chargers
- OL Chance Warmack (1st) – Alabama '13 – Tennessee Titans

- RB Eddie Lacy (2nd) – Alabama '13 – Green Bay Packers
- OL Barrett Jones (4th) – Alabama '13 – St. Louis Rams
- TE Michael Williams (7th) – Alabama '13 – Detroit Lions
- OL Cyrus Kouandjio (2nd) – Alabama '14 – Buffalo Bills
- WR Kevin Norwood (4th) – Alabama '14 – Seattle Seahawks
- QB AJ McCarron (5th) – Alabama '14 – Cincinnati Bengals
- WR Amari Cooper (1st) – Alabama '15 – New York Giants
- RB T.J. Yeldon (2nd) – Alabama '15 – Jacksonville Jaguars
- WR Devin Funchess (2nd) – Michigan '15 – Carolina Panthers
- FB Jalston Fowler (4th) – Alabama '15 – Tennessee Titans
- OL Arie Kouandjio (4th) – Alabama '15 – Washington Redskins
- OL Austin Shepherd (7th) – Alabama '15 – Minnesota Vikings

PLAYING CAREER

Nussmeier was drafted in the fourth round of the 1994 NFL Draft by the New Orleans Saints. He played four seasons with the Saints (1994-97) and one with the Indianapolis Colts (1998). Nussmeier helped the British Columbia Lions win the Grey Cup Championship in 2000 before retiring to join the coaching ranks. As a collegiate player at the University of Idaho, Nussmeier passed for 10,824 yards and averaged 309.1 yards of total offense per contest. He won the Walter Payton Award in 1993, the Division I-AA's version of the Heisman Trophy, and he was named the Big Sky Offensive Player of the Year in 1992. Inducted into the University of Idaho Athletic Hall of Fame in 2008.

PERSONAL INFORMATION

Birth date: December 11, 1970

Hometown: Oswego, Ore.

Education: 1994 – Bachelor's degree from Idaho

Family: He and his wife, Christi, have two sons, Garrett and Colton, and one daughter, Ashlynn

BOWL GAMES AS A COACH

2013	Sugar
2012	BCS National Championship
2011	Alamo
2010	Holiday
2008	New Mexico
2003	Alamo



CHRIS RUMPH

Defensive Line // First Year

COACHING HISTORY

Seasons	School/Team	Title/Position Coached
2015	Florida	Defensive Line
2014	Texas	Assistant Head Coach for Defense/Defensive Line
2011-13	Alabama	Defensive Line
2009-10	Clemson	Defensive Ends
2006-08	Clemson	Defensive Line
2003-05	Memphis	Outside Linebackers
2002	South Carolina State	Defensive Backs
1997-2001	Calhoun County H.S. (S.C.)	Head Coach
1997 (Spring)	South Carolina	Graduate Assistant

COACHING ACCOMPLISHMENTS

- Rumph helped produced one of the best defensive line units in the nation in 2014, helping Texas' defense rack up 3.1 sacks per game (11th nationally).
- Defensive lineman Malcom Brown earned consensus First Team All-America honors and was a finalist for the Nagurski and Outland trophies under Rumph's tutelage.
- Prior to his time in Austin, Rumph spent three seasons as the defensive line coach at Alabama under Nick Saban. The Crimson Tide ranked fifth nationally in total defense (286.5 yards per game) in 2013 and seventh in rush defense (106.2 yards per game).
- In 2012, Rumph was a part of Alabama's National Championship team that featured the nation's top rush defense (76.4 yards per game) and total defense (250.0 yards per game).
- The Tide won the BCS title in 2011 with a top-ranked defense, allowing just 183.6 total yards per game, the fewest by an FBS team in records dating to 1996. Alabama also had the top-ranked rush defense, giving up 72.2 yards per game.
- In five seasons at Clemson (2006-10), Rumph and the Tigers defense ranked among the top 25 nationally in total and scoring defense each season.
- In 2010, Rumph coached unanimous All-America defensive end Da'Quan Bowers, who led the nation in sacks (15.5) and was tied for first in tackles-for-loss (26.0). He won both the Nagurski

Trophy as the nation's top defensive player, and the Hendricks Award as the nation's top defensive end and was a second-round pick in the NFL Draft by Tampa Bay.

- In Rumph's first year with the Tigers, he worked with DE Gaines Adams, who was the fourth overall selection in the 2007 draft by Tampa Bay after receiving unanimous All-America honors as a senior. Adams tallied 12.5 sacks to rank fourth in the nation.
- Prior to his stint at Clemson, Rumph was the outside linebackers coach at Memphis for three years (2003-05).
- Rumph was the defensive backs coach at South Carolina State in 2002, following a five-year stint as head coach at Calhoun County High School in St. Matthews, S.C. He also served as offensive coordinator and quarterbacks/running backs coach at Calhoun County.

PROMINENT PLAYERS COACHED

Alabama

- NG JOSH CHAPMAN – Second-Team All-SEC in 2011 who was drafted by the Indianapolis Colts in the fifth round of the 2012 NFL Draft.
- DE ED STINSON – Second-Team All-SEC in 2013 and selected in the fifth round of the 2014 NFL Draft by the Arizona Cardinals.
- NG JESSE WILLIAMS – Second-Team All-SEC in 2012 drafted in the fifth round of the 2013 NFL Draft by the Seattle Seahawks.

Clemson

- DE GAINES ADAMS – Unanimous First-Team All-America selection in 2006 after ranking 4th in the country with 12.5 sacks. Drafted No. 4 overall by the Tampa Bay Buccaneers in 2007.
- DE DA'QUAN BOWERS – Led the nation with 15.5 sacks in 2010 and tied for first with 26.0 tackles-for-loss. Won the Bronko Nagurski Trophy as the nation's top defensive player, the Hendricks Award as the top defensive end and was a consensus All-American.

Texas

- DT MALCOM BROWN – Consensus First-Team All-American pick in 2014 and was a finalist for the Nagurski and Outland trophies.

NFL PLAYERS (ROUND DRAFTED)

DE Gaines Adams (1st) – Clemson '07 – Tampa Bay Buccaneers
 DE Phillip Merling (2nd) – Clemson '08 – Miami Dolphins
 DT Darell Scott (4th) – Clemson '09 – St. Louis Rams
 DE Ricky Sapp (5th) – Clemson '10 – Philadelphia Eagles
 DE Jarvis Jenkins (2nd) – Clemson '11 – Washington Redskins
 DE Da'Quan Bowers (2nd) – Clemson '11 – Tampa Bay Buccaneers
 DE Andre Branch (2nd) – Clemson '12 – Jacksonville Jaguars
 DT Brandon Thompson (3rd) – Clemson '12 – Cincinnati Bengals
 DT Josh Chapman (5th) – Alabama '12 – Indianapolis Colts
 DE Malliciah Goodman (4th) – Clemson '13 – Atlanta Falcons
 DE Quinton Dial (5th) – Alabama '13 – San Francisco 49ers
 DT Jesse Williams (5th) – Alabama '13 – Seattle Seahawks
 DE Ed Stinson (5th) – Alabama '14 – Arizona Cardinals
 DE Jeffrey Pagan (6th) – Alabama '14 – Houston Texans
 DT Malcom Brown (1st) – Texas '15 – New England Patriots

PLAYING CAREER

Rumph played at Calhoun County High School while growing up in Orangeburg, S.C. He signed with South Carolina and played linebacker from 1991-94, earning his bachelor's degree in 1994. He helped the Gamecocks record their first bowl victory in the 1995 Carquest Bowl.

PERSONAL INFORMATION

Birth date: December 21, 1971

Hometown: Orangeburg, S.C.

Education: 1994 – Bachelor's degree from South Carolina

Family: He and his wife, Kila, have two children, Christopher and Elijah

BOWL GAMES AS A COACH

2014	Texas
2013	Sugar
2012	BCS National Championship
2011	BCS National Championship
2010	Meineke Car Care
2009	Music City
2008	Gator
2007	Chick-fil-a
2006	Music City
2005	Motor City
2004	GMAC
2003	New Orleans



RANDY SHANNON

Associate Head Coach, Co-Coordinator, Linebackers // First Year

COACHING HISTORY

Seasons	School/Team	Title/Position Coached
2015	Florida	Associate Head Coach/Co-Coordinator/Linebackers
2013-14	Arkansas	Senior Associate Head Coach/Linebackers
2012	TCU	Linebackers
2007-10	Miami	Head Coach
2001-06	Miami	Defensive Coordinator
2000	Miami Dolphins	Linebackers
1998-99	Miami Dolphins	Defensive Assistant
1993-97	Miami	Linebackers
1992	Miami	Defensive Line
1991	Miami	Graduate Assistant

COACHING ACCOMPLISHMENTS

- Has 23 years of coaching experience, serving as the head coach for University of Miami from 2007-10 and has won three national championships as a player and coach.
- In 2014, he led a linebacker unit that helped Arkansas rank 12th in the country and second in the SEC in rushing defense (114.62) and featured First Team All-SEC selection Martrell Spaight, who led the SEC with 123 tackles (10.3 per game).
- In his first season at Arkansas (2013), Shannon inherited the Razorbacks' youngest position group and had five different linebackers make their first career start. Junior Braylon Mitchel and senior Jarrett Lake led the group and tied for second on the team with 77 tackles.
- He spent a year at TCU (2012) as the linebackers coach where he mentored First Team All-Big 12 selection Kenny Cain and honorable mention pick Joel Hasley on the Big 12's best defensive unit.
- From 2007-10, he was the head coach of the University of Miami, compiling a 28-22 record.
- In 2010, Miami earned a 7-5 record, including a 5-3 mark in the ACC, and a berth in the Sun Bowl.
- In 2009, Shannon guided his team to the program's best mark since the 2005 campaign, finishing 9-4 overall and 5-3 in ACC play. Four Hurricanes earned first team All-ACC honors, and Miami was one of only nine teams to rank in the

top 35 in both total offense and total defense.

- During the 2009 season, Miami knocked off three teams ranked in the Top 25 in its first four games, had nine players earn All-ACC postseason honors and saw its offense put up 5,199 yards, the most since 2002.
- Miami finished 7-6 in 2008, Shannon's second season as head coach, and earned an appearance in the Emerald Bowl. That squad featured freshman linebacker Sean Spence, the ACC Defensive Rookie of the Year, and kicker Matt Boshier, a semifinalist for the Lou Groza Award, given to the nation's best kicker.
- Shannon's 2008 team also ranked No. 7 nationally in pass defense, 25th in tackles-for-loss and 28th overall in total defense, yielding 317.56 yards per game.
- During his time at Miami, Shannon consistently brought in some of the nation's best recruiting classes. Miami's 2008 signing class ranked as the top class in the country by ESPN.com. The 2009 signing class ranked in the top 10 nationally, as Miami signed six players ranked in the ESPN.com Top 150.
- Before becoming head coach at Miami, he was the school's defensive coordinator for six seasons (2001-06) and coached top 10 defenses in five of those six seasons.
- While the defensive coordinator, Shannon became the first UM coach to be named the winner

of the Frank Broyles Award, presented annually to the nation's top assistant coach. Additionally, 25 defensive players were taken in the NFL Drafts from 2002-07, including 12 first-round picks.

- Despite a 7-6 record in 2006, the Hurricanes' defense ranked seventh in the country in total defense, allowing just 255.5 yards per game, fourth in rushing defense with a school-record 67.9 yards allowed per game and 13th in scoring defense at 15.5 points allowed per game.
- His 2005 defense finished No. 1 nationally in pass defense with a mark of 152.17 yards per game allowed and pass efficiency defense at 89.48. Miami also ranked fourth in total defense and scoring defense that year.
- Shannon directed another top 10 defense in 2004, as the Canes ranked ninth in the country in pass defense.
- From 2002 to 2003, Miami had arguably the best secondary in the country, as it led the nation in fewest passing yards allowed both years.
- In 2001, Miami won the national championship and Shannon directed a defense that forced a school-record 27 interceptions and 45 turnovers. That defense ranked as the nation's top scoring defense, allowing just 9.4 points per game. The 2001 Hurricanes gave up just 12 touchdowns and added seven touchdowns of their own.
- From 1998-99, he was a defensive assistant for the Miami Dolphins before earning the job of linebackers coach in 2000.
- He served as a Miami graduate assistant (1991), defensive line coach (1992) and a linebackers coach (1993-97). Shannon coached Ray Lewis, a 13-time Pro Bowl selection and two-time NFL Defensive Player of the Year and first-round pick by the Baltimore Ravens.

PROMINENT PLAYERS COACHED

Arkansas

- LB MARTRELL SPAIGHT – 2014 First Team All-SEC and conference's leading tackler in just his second season as a Razorback.

Miami

- DB ANTRELL ROLLE – A 2004 All-American and No. 8 overall pick in the 2005 NFL Draft by the Arizona Cardinals. Selected to three Pro Bowls and two All-Pro teams. A 2011 Super Bowl champion with the New York Giants
- LB JONATHAN VILMA – 2001-03 First Team All-BIG EAST selection. Drafted in the first round by the New York Jets in the 2004 NFL Draft. Won the 2004 NFL Defensive Rookie of the Year award and was a three-time Pro Bowl selection and 2009 Super Bowl champion.
- LB D.J. WILLIAMS – Two-time All-BIG EAST selection and the No. 17 overall pick in the 2004 NFL Draft by the Denver Broncos.
- DL VINCE WILFORK – 2003 All-BIG EAST selection and first round draft pick by the New England Patriots in 2004. Has been named to five Pro Bowls and five All-Pro teams.
- DB SEAN TAYLOR – 2003 BIG EAST Conference Defensive Player of the Year and First Team All-American. Drafted No. 5 overall by the Washington Redskins in the 2004 NFL Draft. Pro Bowl Selection in 2006 and 2007 and an All-Pro in 2007.
- DB ED REED – 2000 and 2001 All-American holds numerous Miami records, including career interceptions (21). Drafted in the first round of the 2002 NFL Draft by the Baltimore Ravens. A nine-time Pro Bowler and eight-time All-Pro. Holds NFL record for most career interception return yards (1,590).
- LB RAY LEWIS – A two-time First Team All-American and BIG EAST selection. Drafted in the first round of the 1996 NFL Draft by the Baltimore Ravens, winning two Super Bowls with the Ravens. Selected to 13 Pro Bowls and 10 All-Pro teams. 2000 AND 2003 NFL Defensive Player of the Year.

- DL WARREN SAPP – A First Team All-BIG EAST selection in 1993 and 1994 and First Team All-American in 1993. Won multiple postseason awards while in college, including the Bronko Nagurski Trophy in 1994, given annually to the nation's best defensive player. Was a first-round selection by the Tampa Bay Buccaneers in 1995 and went on to be the 1999 NFL Defensive Player of the Year, a seven-time Pro Bowl selection and a four-time All-Pro selection. Inducted into the Pro Football Hall of Fame in 2013.
- DL DWAYNE "THE ROCK" JOHNSON – Played on 1991 national championship team and later became famous for his time as a professional wrestler and actor.

TCU

- LB KENNY CAIN – A First-Team All-Big 12 selection in 2012 as a senior and led TCU in tackles for two-straight seasons. Second-Team All-Mountain West pick as a junior.

NFL PLAYERS (ROUND DRAFTED)

DE Darren Krein (5th) – Miami '94 – San Diego Chargers
 DT Warren Sapp (1st) – Miami '95 – Tampa Bay Buccaneers
 DT Pat Riley (2nd) – Miami '95 – Chicago Bears
 LB Ray Lewis (1st) – Miami '96 – Baltimore Ravens
 LB Twan Russell (5th) – Miami '97 – Washington Redskins
 LB Dan Morgan (1st) – Miami '01 – Carolina Panthers
 CB Phillip Buchanon (1st) – Miami '02 – Oakland Raiders
 S Ed Reed (1st) – Miami '02 – Baltimore Ravens
 CB Mike Rumph (1st) – Miami '02 – San Francisco 49ers
 DB James Lewis (6th) – Miami '02 – Indianapolis Colts
 DE James McDougle (1st) – Miami '03 – Philadelphia Eagles
 DT William Joseph (1st) – Miami '03 – New York Giants
 DE Andrew Williams (3rd) – Miami '03 – San Francisco 49ers
 DE Jamaal Green (4th) – Miami '03 – Philadelphia Eagles
 DE Matt Walters (5th) – Miami '03 – New York Jets
 S Sean Taylor (1st) – Miami '04 – Washington Redskins
 LB Jonathan Vilma (1st) – Miami '04 – New York Jets
 LB D.J. Williams (1st) – Miami '04 – Denver Broncos

DT Vince Wilfork (1st) – Miami '04 – New England Patriots
 LB Darrell McClover (7th) – Miami '04 – New York Jets
 LB Alfonso Marshall (7th) – Miami '04 – Chicago Bears
 CB Antrel Rolle (1st) – Miami '05 – Arizona Cardinals
 CB Kelly Jennings (1st) – Miami '06 – Seattle Seahawks
 LB Rocky McIntosh (2nd) – Miami '06 – Washington Redskins
 CB Devin Hester (2nd) – Miami '06 – Chicago Bears
 LB Leon Williams (4th) – Miami '06 – Cleveland Williams
 DT Orien Harris (4th) – Miami '06 – Pittsburgh Steelers
 CB Marcus Maxey (5th) – Miami '06 – Kansas City Chiefs
 S Brandon Meriweather (1st) – Miami '07 – New England Patriots
 LB Jon Beason (1st) – Miami '07 – Carolina Panthers
 DE Baraka Atkins (4th) – Miami '07 – Seattle Seahawks
 DT Kareem Brown (4th) – Miami '07 – New England Patriots
 S Kenny Phillips (1st) – Miami '08 – New York Giants
 DE Galais Campbell (2nd) – Miami '08 – Arizona Cardinals
 LB Tavares Gooden (3rd) – Miami '08 – Baltimore Ravens
 LB Spencer Adkins (6th) – Miami '09 – Atlanta Falcons
 TE Jimmy Graham (3rd) – Miami '10 – New Orleans Saints
 LB Darryl Sharpton (4th) – Miami '10 – Houston Texans
 OL Jason Fox (4th) – Miami '10 – Detroit Lions
 TE Dedrick Epps (7th) – Miami '10 – San Diego Chargers
 OL Orlando Franklin (2nd) – Miami '11 – Denver Broncos
 CB Brandon Harris (2nd) – Miami '11 – Houston Texans
 WR Leonard Hankerson (3rd) – Miami '11 – Washington Redskins
 CB DeMarcus Van Dyke (3rd) – Miami '11 – Oakland Raiders
 DE Allen Bailey (3rd) – Miami '11 – Kansas City Chiefs
 LB Colin McCarthy (4th) – Miami '11 – Tennessee Titans
 TE Richard Gordon (6th) – Miami '11 – Oakland Raiders
 P Matt Boshier (6th) – Miami '11 – Atlanta Falcons
 DE Oliver Vernon (3rd) – Miami '12 – Miami Dolphins
 LB Sean Spence (3rd) – Miami '12 – Pittsburgh Steelers
 RB Lamar Miller (4th) – Miami '12 – Miami Dolphins
 WR Travis Benjamin (4th) – Miami '12 – Cleveland Browns
 WR Tommy Streater (6th) – Miami '12 – Baltimore Ravens
 OL Brandon Washington (6th) – Miami '12 – Philadelphia Eagles
 CB Brandon McGee (5th) – Miami '13 – St. Louis
 RB Mike James (6th) – Miami '13 – Tampa Bay Buccaneers
 LB Paul Dawson (3rd) – TCU '15 – Cincinnati Bengals
 LB Martrell Spaight (5th) – Arkansas '15 – Washington Redskins

PLAYING CAREER

Shannon played linebacker at Miami (Fla.) and was a four-year starter and member of the 1987 national championship team. He was selected in the 11th round of the 1989 NFL Draft by the Dallas Cowboys, playing two seasons. He attended Miami's Norland High School and earned all-state and honorable mention All-America recognition as a senior linebacker. He was also an accomplished basketball player, averaging 19 points per game, while competing in the triple jump on the track and field team.

PERSONAL INFORMATION

Birthdate: February 24, 1966

Hometown: Miami, Fla.

Education: 1989 – Bachelor's degree from Miami

BOWL GAMES AS A COACH

2014	Texas
2012	Buffalo Wild Wings
2009	Champs Sports
2008	Emerald
2006	MPC Computers
2005	Peach
2004	Peach
2004	Orange
2003	Fiesta
2002	Rose
1996	CarQuest
1995	Orange
1994	Fiesta
1993	Sugar
1992	Orange



TIM SKIPPER

Running Backs // First Year

COACHING HISTORY

Seasons	School/Team	Title/Position Coached
2015	Florida	Running Backs
2012-14	Colorado State	Linebackers
2009-11*	Fresno State	Linebackers/Run Defense Coordinator
2006-08	Fresno State	Running Backs
2004-05	Sacramento State	Defensive Coordinator/Secondary
2003	Sacramento State	Secondary
2002	Western New Mexico	Defensive Coordinator/Secondary
2001	Western New Mexico	Secondary

*served as Interim Defensive Coordinator for the final three games in 2011 at Fresno State

COACHING ACCOMPLISHMENTS

- A versatile teacher, Skipper has coached on both sides of the ball and has served for all or parts of four seasons as a defensive coordinator.
- Tutored linebacker Corey James at CSU, who ranks 5th in school history with 22 career sacks.
- Skipper played a role in coaching a CSU defense in 2013 that ranked third in the MW and 30th in DI FBS in rushing defense (140.6), fourth (46th FBS) in sacks (2.3 per game) and fourth in scoring defense (29.8).
- Three CSU defenders earned All-MW recognition in 2013, including MW Defensive Player of the Year, first-team All-MW linebacker Shaquil Barrett and honorable mention All-MW linebacker Max Morgan.
- In his first season with the Rams, Skipper tutored Barrett to his first honorable mention All-Mountain West recognition, and redshirt-freshman linebacker Cory James, was named second-team national all-freshman by Phil Steele for his CSU freshman-record 7.5 sacks and 10.5 tackles for loss.
- At Fresno State with Skipper at the reins of the defense during a three-game stretch in 2011, the Bulldogs allowed 9.7 fewer points per game than they had over the first 10 games, 70.1 fewer rushing yards, and 25.3 fewer total yards.
- The Bulldogs advanced to four bowl games in Skipper's six seasons in Fresno, largely due to his development of all-conference linebackers Ben

Jacobs and Travis Brown, and explosive running backs Ryan Mathews, Dwayne Wright, Lonyae Miller and Clifton Smith.

- In 2008, Skipper's final season as the Bulldogs' running backs coach, three of his players turned in games of 150-plus yards, including Mathews, who had ranked 10th in the country at the time of his October injury.
- With Jim McElwain as offensive coordinator in 2007, Skipper's players averaged 4.7 yards per carry, and with 204.67 rushing yards per game, ranked No. 16 in the nation, helping the Bulldogs advance to the Humanitarian Bowl opposite Georgia Tech.
- In 2004, his initial campaign at the reins of the Sacramento State defense, the Hornets produced the Big Sky Conference leaders in tackles (Jimmy Ellingson), sacks (Jacob Houston) and interceptions (Ramon Payne), as well as Matt Logue, an All-American who finished his career as the school's career leader with 47 tackles for loss.
- He comes from a family of coaches. His father, Jim, has coached for four decades, including several NFL years with current Denver Broncos head coach John Fox in Carolina and time in the USFL, XFL and NCAA; he began his second stint as the Carolina Panthers' running backs coach in 2013. Tim's brother, Kelly, has been in the profession since 1989 and currently coaches running backs for the Jacksonville Jaguars. Kelly was an All-America RB at Fresno State.

PROMINENT PLAYERS COACHED

Colorado State

- LB/DE SHAQUIL BARRETT – The 2013 Mountain West Defensive Player of the Year and First-Team All-Mountain West selection. Barrett ranked in the top five in the nation in both sacks (12.0) and tackles for loss (20.5), and set a new MW record for tackles for loss with 20.5. His 12 sacks were third-most in CSU's single-season annals. Signed as a free agent with the Denver Broncos.

Fresno State

- LB TRAVIS BROWN – Earned all-WAC accolades in both 2010 and '11, and second-team All-Mountain West in 2012.
- LB BEN JACOBS – Two-time All-WAC selection who signed as a free agent with the Cleveland Browns.
- RB RYAN MATHEWS – Led all NCAA freshmen with 14 touchdowns and 6.0 yards per carry, tallying 866 yards on 145 attempts in 2007. He rushed for 606 yards and eight touchdowns as a sophomore despite missing the final five games and most of three others with a knee injury. In his final year he was an All-American who led the nation in rushing in 2009, totaling 1,808 yards (150.7 per game) and 19 touchdowns. He was drafted 12th overall in 2010 by the San Diego Chargers and went on to earn a Pro Bowl berth in 2011.
- RB CLIFTON SMITH – A running back and return specialist. Had 5 punt return touchdowns at Fresno and averaged 16.6 yards per punt return in his career. Signed with the Tampa Bay Bucs as a free agent.
- RB DWANYE WRIGHT – The nation's No. 6 rusher (1,462 yards) in 2006 who was a fourth-round pick by the Buffalo Bills in the 2007 NFL Draft.

NFL PLAYERS (ROUND DRAFTED)

- RB Dwayne Wright (4th) – Fresno State '07 – Buffalo Bills
- RB Clifton Smith (UFA) – Fresno State '08 – Tampa Bay Buccaneers
- FB Roshon Vercher (UFA) – Fresno State '08 – Arizona Cardinals

RB Ryan Mathews (1st) – Fresno State '10 – San Diego Chargers

RB Lonyae Miller (UFA) – Fresno State '10 – Dallas Cowboys
 LB Chris Carter (5th) – Fresno State '11 – Pittsburgh Steelers
 LB Ben Jacobs (UFA) – Fresno State '11 – Cleveland Browns
 LB Kyle Knox (UFA) – Fresno State '12 – Seattle Seahawks
 LB Shaquil Barrett (UFA) – Colorado State '14 – Denver Broncos

PLAYING CAREER

A four-year starter at Fresno State at middle linebacker from 1997-2000, he earned an appearance on both the 1999 and 2000 watch lists of the Butkus Award, presented annually to the nation's top linebacker. A two-year defensive captain and three-time all-WAC selection, he ranks second in school history with 418 career tackles, including 117 in his first campaign, when he earned freshman All-America recognition. Voted the team's most inspirational player as a senior in 2000.

PERSONAL INFORMATION

Birth date: April 15, 1978
 Hometown: New Orleans, La.
 Education: 2001 – Bachelor's Degree from Fresno State

BOWL GAMES AS A COACH

2014	Las Vegas
2013	New Mexico
2010	Humanitarian
2009	New Mexico
2008	New Mexico
2007	Humanitarian



MIKE SUMMERS

Offensive Line // Second Year

COACHING HISTORY

Seasons	School/Team	Title/Position Coached
2014-15	Florida	Offensive Line
2013	USC	Run Game Coordinator/Offensive Line
2010-12	Kentucky	Run Game Coordinator/Offensive Line
2008-09	Arkansas	Assistant Head Coach/Offensive Line
2007	Atlanta Falcons	Offensive Line
2003-06	Louisville	Offensive Line
2001-02	Ohio	Offensive Line
2000	Oklahoma State	Tight Ends/Recruiting Coordinator
1996-99	University of the South	Assistant Head Coach/Offensive Coordinator
1991-95	Oregon State	Assistant Head Coach/Offensive Coordinator
1985-90	Northern Illinois	Offensive Coordinator
1982-84	Texas A&M	Offensive Line Graduate Assistant
1980-81	Kentucky	Offensive Line Graduate Assistant

COACHING ACCOMPLISHMENTS

- Has 35 years of coaching experience, primarily coaching the offensive line and also spending 15 years as an offensive coordinator.
- In his first season at Florida, the offensive line was one of the most consistent groups on the squad. The unit allowed just 16 sacks on the season, third-fewest in the SEC.
- The UF offense averaged 187.7 rushing yards per game, topping the 200 yard mark five times in 12 games. Against Georgia, the Gators rushed for 418 yards against a defense that had previously allowed just 105.1 yards per game.
- Spent one season at USC, helping the Trojans to a 10-4 season and victory in the Las Vegas Bowl. USC finished the season ranked 19th in the polls.
- Helped lead an Arkansas offense that ranked first in the Southeastern Conference in scoring in 2009 and won the 2010 AutoZone Liberty Bowl.
- In 2006, his Louisville offensive line paved the way for the Cardinals offense, ranking second nationally (475.3), seventh in passing (290.0) and 12th in rushing (185.3).
- The 2004 line helped the Louisville offense set school records with 6,468 total yards, 3,005 rushing yards, 597 points and 47 rushing TDs. The Cardinals led the nation in both total offense (539.0) and scoring offense (49.8).
- In 2003, the Cards set a then-school rushing record while ranking fifth nationally in total offense (488.9) and 10th in rushing offense (228.2).
- Two offensive linemen, Jason Spitz and Travis Leffew, were All-Conference USA first-team in 2004 and All-Big East first team in 2005.
- During his tenure, Louisville won the 2004 Conference USA Championship and 2006 Big East title, and played in the 2007 Orange Bowl, 2006 Gator Bowl, 2004 Liberty Bowl and 2003 GMAC Bowl. The 2004 and 2006 Cardinal teams both finished ranked No. 6 by AP.
- In two seasons at Ohio (2001-02), the Bobcats ranked sixth nationally in rushing offense (240.1 ypg) in 2001 and eighth in 2002 (239.8 ypg).
- Summers produced top-five ranked rushing and total offenses in the conference while at the University of the South for four seasons.
- Oregon State led the Pac-10 in rushing four times under Summers. He was named the league's top "Offensive Backfield Coach" in 1993.
- While offensive coordinator at Northern Illinois for six seasons (1985-90), his offense established 51 school records and seven NCAA marks.

PROMINENT PLAYERS COACHED

Arkansas

- OL JONATHAN LUIGS – 2007 All-American and winner of the 2007 Rimington Trophy. Three-time All-SEC selection and co-recipient of the 2007 Jacobs Blocking Trophy. Named to Arkansas' 2000-09 All-Decade Team.
- OL MITCH PETRUS – Two-time All-SEC selection, including a First Team pick in 2009. Named to Arkansas' 2000-09 All-Decade Team.

Florida

- OL MAX GARCIA – As a senior in 2014, he was named Second Team All-SEC in his first-ever season playing center.

Louisville

- OL TRAVIS LEFFEW – Third Team All-American in 2004 and First Team All-Conference USA the same year. Second Team All-CUSA in 2003.
- OL KURT QUARTERMAN – Honorable Mention All-American in 2006 and First Team All-Big East the same year.
- OL ERIC WOOD – Freshman All-American in 2005 and Second Team All-Big East in 2006. First Team All-Big East in both 2007 and 2008.
- OL RENARDO FOSTER – First-Team All-Big East in 2006.

Northern Illinois

- OL TED KARAMANOS – Named an AP Honorable Mention All-American in 1987 and was NIU's MVP the same year.
- OL TODD PEAT – Named AP Honorable Mention All-American in 1985 as well as First Team All-MAC. In 1986, was selected as an AP Third Team All-American. Member of the NFL's All-Rookie Team in 1987.
- QB STACEY ROBINSON – Honorable Mention All-American in 1989 and 1990. Rushed for an NCAA record 308 yards against Fresno State in 1990, the most-ever at the time by a quarterback in a single game.

Oregon State

- OL FLETCHER KEISTER – Team Co-Captain and named First Team All-Pac-10 in 1992 as well as a Third Team AP All-American. Also named the team's MVP for the season.

NFL PLAYERS (ROUND DRAFTED)

WR Curt Partridge (6th) – Northern Illinois '86 – San Diego Chargers
 OL Todd Peat (11th) – Northern Illinois '87 – St. Louis Cardinals
 OL Dan Graham (UFA) – Northern Illinois '88 – Tampa Bay Bucs
 OL Ted Karamanos (UFA) – Northern Illinois '88 – Washington Redskins
 OL Fletcher Keister (UFA) – Oregon State '93 – Houston Oilers
 OL Ali Kalanivulu (3rd) – Oregon State '94 – Atlanta Falcons
 OL Jason Spitz (3rd) – Louisville '06 – Green Bay Packers
 OL Renardo Foster (UFA) – Louisville '07 – Atlanta Falcons
 OL Travis Leffew (UFA) – Louisville '07 – Kansas City Chiefs
 OL Kurt Quarterman (UFA) – Louisville '07 – Atlanta Falcons
 OL Breno Giacomini (5th) – Louisville '08 – Green Bay Packers
 OL George Bussey (5th) – Louisville '09 – Green Bay Packers
 OL Eric Wood (1st) – Louisville '09 – Buffalo Bills
 OL Jonathan Luigs (4th) – Arkansas '09 – Cincinnati Bengals
 OL Mitch Petrus (5th) – Arkansas '10 – New York Giants
 OL Chandler Burden (UFA) – Kentucky '12 – Miami Dolphins
 OL Larry Warford (3rd) – Kentucky '13 – Detroit Lions
 OL Marcus Martin (3rd) – USC '14 – San Francisco 49ers
 OL Kevin Graf (UFA) – USC '14 – Philadelphia Eagles
 OL D.J. Humphries (1st) – Florida '15 – Arizona Cardinals
 OL Chaz Green (3rd) – Florida '15 – Dallas Cowboys
 OL Max Garcia (4th) – Florida '15 – Denver Broncos
 OL Trenton Brown (7th) – Florida '15 – San Francisco 49ers

PLAYING CAREER

Summers played defensive back at Georgetown (Ky.) College after playing high school football at Tates Creek High in Lexington (Ky.).

PERSONAL INFORMATION

Birth date: June 16, 1956
 Hometown: Lexington, Ky.
 Education: 1978 – Bachelor's degree from Georgetown (Ky.) College
 Family: He and his wife, Kathy, have one daughter, Amy.

BOWL GAMES AS A COACH

2014	Birmingham	2005	Gator
2013	Las Vegas	2004	Liberty
2010	Compass	2003	GMAC
2009	Liberty		
2006	Orange		



MIKE KENT

Director of Strength & Conditioning // First Year

COACHING HISTORY

Seasons	School/Team	Title/Position Coached
2012-14	Colorado State	Head Coach
2008-11	Alabama	Offensive Coordinator/Quarterbacks
2007	Fresno State	Offensive Coordinator/Quarterbacks
2006	Oakland Raiders	Quarterbacks
2003-05	Michigan State	Asst. Head Coach/Wide Receivers/Special Teams
2000-02	Louisville	Wide Receivers/Special Teams
1995-99	Montana State	Offensive Coordinator/Wide Receivers/Special Teams
1987-94	Eastern Washington	Quarterbacks/Wide Receivers
1985-86	Eastern Washington	Graduate Assistant

Mike Kent joined the Florida football staff as the Director of Strength & Conditioning following a three-year stint in the same role at Colorado State under head coach Jim McElwain.

Kent, who trained Darrelle Revis, Jordy Nelson and Deion Branch during their college careers, has 35 years of experience as a coach of football student-athletes, a career that includes 32 years as a highly-respected strength and conditioning instructor. He was recognized in 2013 as Master Strength and Conditioning Coach by the Collegiate Strength and Conditioning Coaches association, which signifies a commitment to student-athletes and the strength and conditioning profession.

Kent joined the Rams in 2012 from Appalachian State, where he'd served two stints (1990-99 and 2009-11) as head of the Mountaineers' strength and conditioning program for all student-athletes.

Including a school-record three Appalachian State players selected in a single draft (three in 2011) and eight total drafted players--counting five during his first stint at App State--Kent has physically and mentally conditioned nearly 40 future NFL athletes. Included on that list:

- DB Mark LeGree, OL Daniel Kilgore and LB D.J. Smith, all 2011 draft selections (worked with Kent at App State, 2009-10).
- QB Josh Freeman, Pro Bowler/first-round draft selection, Tampa Bay Buccaneers (K-State, 2007-08).
- WR Jordy Nelson, second-round selection, Super Bowl champion, Green Bay Packers (K-State, 2007).
- DB Joshua Moore, fifth-round selection, Chicago Bears (K-State, 2007-09).
- WR/KR Brandon Banks, two-year starter, Washington Redskins (K-State, 2007-09).
- CB Darrelle Revis, three-time first-team All-Pro, five-time Pro Bowler, first-round selection, N.Y. Jets (Pitt, 2004-06).
- OT Jeff Otah, first-round selection, Carolina Panthers (Pitt, 2004-06).

- LB Clint Session, fourth-round selection, Indianapolis Colts (Pitt, 2004-06).
- QB Dave Ragone, third-round selection, Houston Texans (Louisville, 2000-02).
- WR Deion Branch, Super Bowl MVP, second-round selection, New England Patriots (Louisville, 2000-01).
- DE Dewayne White, second-round selection, Tampa Bay Buccaneers (Louisville, 2000-02).
- LB Dexter Coakley, three-time Pro Bowler, third-round selection, Dallas Cowboys (App State, 1993-96).
- QB Jeff Blake, Pro Bowler, eight-year starter, several teams (East Carolina, 1989-90).
- LB George Koonce, eight-year starter, Super Bowl champion, Green Bay Packers (East Carolina, 1988-90).
- WR Haywood Jeffries, three-time Pro Bowler, first-round selection, Houston Oilers (N.C. State, 1985-86).

The 1995 SoCon Strength Coach of the Year, Kent in between his tenures at Appalachian State, headed the football team's strength and conditioning program at four Division I universities. He spent three seasons (2007-09) at Kansas State, three years (2004-06) at Pitt, four campaigns (2000-03) at Louisville and one year (1999) at Eastern Kentucky.

Before overseeing the power and speed performances of all student-athletes at Appalachian State (1990-99), he served as assistant director of strength and conditioning at East Carolina from 1998-90.

The head strength coach at Shepherd College in Shepherdstown, W.V. from 1987-88, Kent also coached defensive line for that program. Before that, he laid much of his foundation in the field at North Carolina State, where from 1985-87 he served as graduate assistant, strength coach and assistant defensive line coach.

Kent invested four years into high-school athletes, as a strength coach, offensive line coach and social studies teach at Miramar (Fla.) High School from 1984-85, and as the head wrestling coach, assistant football and track coach, and weight-room assistant at East Fairmont (W.V.) High School from 1982-84.

He launched his coaching career as a student-assistant working with defensive ends, and assisting in the weight room, at Fairmont (W.V.) from 1981-82.

A former outside linebacker, Kent played from 1978-79 at Potomac State College in West Virginia, and in 1980 at Fairmont State. A 1982 graduate of Fairmont State, he owns a bachelor's in education and social studies. He also earned a master's in recreation resource administration from N.C. State in 1987.

Kent is married (Deena), and is a member of the National Hot Rod Association. He hails from Parkersburg, W.V.

FLORIDA FOOTBALL STAFF

**Kevin Barbay**

Assoc. Director of Player Personnel

**Marquel Blackwell**

Quality Control Specialist

**Mark Campbell**

Strength & Conditioning Coordinator

**Deidra Chuch**

Director of Football Administration

**Mark DeBastiani**

Quality Control Specialist

**Kristin Farrell**

Athletic Trainer

**John Garrett**

Quality Control Assistant

**Rashad Harris**

Strength & Conditioning Coordinator

**Justin Hinds**

Graduate Assistant

**Drew Hughes**


Director of Player Personnel

**Marc Nudelberg**

Quality Control Specialist

**Christian Pace**

Graduate Assistant

**Mike Peterson**


Strength & Conditioning Coordinator

**Matt Redd**

Athletic Trainer

**James Rowe**

Graduate Assistant

**Nancy Scarborough**

Executive Assistant

**Shawnee Sellers**

Program Assistant

**Paul Silvestri**

Associate Director of Sports Health

**Spencer Thomas**

Sports Health Assistant Manager

**George Wynn**

Assistant A.D., Football Operations

**Kareem Young**

Strength & Conditioning Coordinator

FOOTBALL VIDEO

Reuel Joaquin - Director of Video Services
 Sean Crawford - Video Production Coordinator
 Bobby Carney - Intern

FOOTBALL EQUIPMENT

Jeff McGrew - Associate Director
 Mike Knowles - Assistant Director
 Matt Graham - HIT System Assistant
 Joey Galioto - Post Graduate Assistant
 Mike Finney - Intern

FOOTBALL COMMUNICATIONS

Steve McClain - Senior Associate Athletic Director
 Dan Apple - Assistant Director
 Will Pantages - Assistant Director

SPORTS HEALTH

Dr. Jay Clugston - Team Physician
 Dr. Katie Edenfield - Team Physician
 Dr. Kevin Farmer - Team Physician
 Marty Huegel - Physical Therapist
 Ben Morale - Graduate Assistant Athletic Trainer
 Dr. Mike Moser - Head Team Physician
 Dr. Guy Nicolette - Team Physician
 Chris Patrick - Assistant Athletic Director of Sports Health
 Ricky Ray - Massage Therapist
 Tim Shay - Physical Therapist
 Susan Tillman - Physical Therapist
 Dr. David West - Chiropractor

NUTRITION

Stephanie Wilson - Director
 Liz Fox - Assistant Director
 Collier Perno - Coordinator
 Tiffany Ilten - Nutrition Assistant
 Brandon Willingham - Nutrition Assistant

THE HAWKINS CENTER (ACADEMICS)

Keith Carodine, Ph.D. - Senior Associate A.D., Academic Affairs
 Valerie Flournoy - Coordinator, Student Services
 Allison Forrest - Coordinator, Career Development
 Jackie Hensel - Coordinator for Student Services
 Ann Hughes - Assistant Director for Student Services
 Tony Meacham - Assistant Director of Academic Services
 Lindsay Race - Learning Specialist
 Michelle Roberts - Learning Specialist
 Caleb Sorgius - Academic Counselor
 Jason Storch, Ph.D. - Assistant Director of Academic Services

ALL-TIME ASSISTANT COACHES

Acosta, John	1922-25	Gardner, Jeff	1982	Norris, Rex	1988-89	Young, Bryant	2011-12
Adams, Dwight	1979-84	Gonzales, Billy	2005-09	Nussmeier, Doug	2015-present	Zaunbrecher, Ed	2002-04
Addazio, Steve	2005-10	Green, Jack	1960-62	Odom, Jerry	2001-02	Zook, Ron	1991-95
Aldridge, Denny	1979	Hall, Dale	1952-55	Pancoast, Fred	1964-69		
Amedee, Lynn	1988	Hall, Galen	1984	Parker, Jim	1978		
Amis, L.W.	1923	Hall, Jack	1970-77	Patillo, Pat	1932-33		
Anderson, Jerry	1985-93, 2002-04	Hamdan, Bush	2012	Pease, Brent	2012-13		
Andrews, Mickey	1981-82	Hardage, Lewis	1936-39	Phillips, Joker	2013		
Atkinson, J.H.	1923-24	Hatfield, Ken	1971-77	Pierson, A.P.	1928		
Austin, Teryl	2010	Haynes, Jimmy	1968-72	Powell, Jim	1958-61		
Azzanni, Zach	2009-10	Heater, Chuck	2005-10	Proctor, Carlos	1933-39		
Bailey, Charlie	1985	Heimerdinger, Mike	1983-87	Pruett, Bob	1994-95		
Bates, Jim	1990	Helton, Kim	1973-78	Quinn, Dan	2011-12		
Battista, Mush	1946-50	Hevesy, John	2005-08	Rauch, John	1952-53		
Beck, E.C.	1920-22	Higgins, Nash	1928-30	Reaves, John	1990-92, 1994		
Bedenk, Joe	1928-30	Hill, Aubrey	2011	Reed, Lambert	1975-77		
Bedford, Vance	2008-09	Hoke, John	1999-2001	Robinson, Harvey	1955-59		
Bowyer, Earnest "Goof"	1932-35	Holland, Lawson	1995-2001	Robinson, Travaris	2011-14		
Brannon, Buster	1946-47	Holliday, John "Doc"	2005-07	Rodgers, Pepper	1960-64		
Breaux, Don	1973-74	Holsinger, Joe	1928-32	Roper, Kurt	2014		
Broadway, Rod	1995-2000	Hooser, Hobe	1950-59	Rudgers, Jim	1981		
Brooks, Dan	1985-87	Hunley, Ricky	2001	Rumph, Chris	2015-present		
Brown, Don	1962-78	Hunt, John	1999-2001	Ryder, I. E.	1922-23		
Broyles, Frank	1950	Hutzler, Coleman	2014	Sanders, Bob	1990-2000		
Bugar, Mike	1980-82	Infante, Lindy	1968-71	Sanders, Red	1939		
Callahan, Kurt	2015-present	Jenkins, Pete	1979	Sauer, John	1950-51		
Cara, Mac	1954-59	Jones, Dick	1952-59	Scarborough, Earl	1957-60		
Carr, Bill	1972-74	Jones, Jack	1971	Sebring, Tom	1924-25		
Carter, Kenny	2008-09	Jordan, Whitey	1989	Severin, Paul	1946-49		
Cawthon, Rainey	1932-36	Kendrick, Vince	1980-83	Shanahan, Mike	1980-83		
Choate, Jeff	2013	Kensler, Edward	1964-69	Shannon, Randy	2015-present		
Clemons, Ben	1932-35	Kinard, Billy	1964-67	Shoemaker, Perron	1949		
Coleman, Tonto	1950-51	Kines, Joe	1979-84	Skipper, Tim	2015-present		
Collins, Geoff	2015-present	King, Jim	1979-80	Slowik, Bob	1980-82		
Collins, Jim	1990-2001	Kirksey, Larry	1984-88	Smith, Charles "Rabbit"	1964-69		
Coughlin, Dan	1983-87	Knotts, Doug	1970-78	Smith, Ty	1983-87		
Cowell, Warren	1928-32	Kokemoor, Roy	1988-89	Spurrier, Steve	1978		
Cubit, Bill	1989	Lavin, Chuck	1933	Spurrier Jr., Steve	1998		
Daniels, Jack	1940-41	Lawing, Brad	2013-14	Stanley, Dutch	1936-39		
Darnell, Gary	1988-89	Leak, Chris	2014	Stephens, Jimmy Ray	1993-2001		
Davis, Tim	2012-13	Lewis, Derek	2011-14	Stoops, Bob	1996-98		
Deal, Don	1970-72	Locksley, Mike	2003-04	Strong, Charlie	1988-89, 1991-94, 2003-09		
Dellastatious, Bill	1951-52	Loeffler, Scot	2009-10	Summers, Mike	2014-present		
Dermondy, Orville	1941	Lyle, Charlie	1978-80	Talbot, Randy	1978		
Dickey, Jim	1986-89	Lyle, Sam	1959	Tate, Charlie	1956		
Dicks, Wesley	1979	Maggio, Phil	1980-89	Teevens, Buddy	1999-2000		
Disch, Dan	2004	Marcum, Tim	1990	Thompson, Jack	1966-78		
Dixon, Dwayne	1990-2004	Mattison, Greg	2005-07	Thompson, John	2002		
Dixon, Kerry	2015-present	Mauer, John	1951-60	Tolbert, Tyke	2002		
Dixon, Rand	1936-37	McCallister, Sam	1938-42, 1946-50	Trammell, Allen	1972-77		
Donaldson, John	1960-63	McCarney, Dan	2008-10	Travis, Larry	1964-67		
Drayton, Stan	2005-07, 2010	McGeorge, Rich	1990-92	Twomey, Ted	1946-49		
Dunn, Jimmy	1960-63, 1970-77	McGowan, Bubba	1965-70	Van Fleet, James A.	1922-23		
Dupree, Sterling	1948-49, 1961-63	McGraw, Sonny	1979-82	Verducci, Frank	2011		
Durkin, D.J.	2010-14	McGriff, Lee	1978-82	Webster, Jim	1974		
Eibner, John	1950-57, 1960-65	McKinney, George	1970	Weis, Charlie	2011		
Ellenson, Eugene	1960-69	Miller, Bill	2003-04	Westbrook, Jack	1968-69		
Farrior Sr., Rex	1917	Milligan, Mike	1940	White, Brian	2009-14		
Fedora, Larry	2002-04	Mooney, Ottis	1963	Wickline, Joe	2002-04		
Foldberg, Hank	1952-59	Morand, Elroy	1979	Williams, Harold	1940		
Franks, Carl	1990-98	Mullen, Dan	2005-08	Wilson, Barry	1996-97		
Fulcher, Bill	1970	Mullins, Larry	1941	Woodford, Mike	2002-03		
Fuller, Dave	1947-75	Niblack, Jim	1976	Yaralian, Zaven	1983-87		
Fulton, Charles	1972-75	Nord, Greg	2015-present	Yon, Everett	1924-25		

COORDINATORS SINCE 1960

Offense

2015-present	Doug Nussmeier
2014	Kurt Roper
2012-13	Brent Pease
2011	Charlie Weis
2009-10	Steve Addazio
2005-08	Dan Mullen
2004	Larry Fedora
2002-03	Ed Zaunbrecher
1990-2001	Steve Spurrier
1989	Whitey Jordan
1988	Lynn Amedee
1984	Galen Hall
1980-83	Mike Shanahan
1970-77	Jimmy Dunn
1969	Fred Pancoast
1965-68	Ed Kensler
1962-64	Pepper Rodgers

Defense

2015-present	Geoff Collins
2013-14	D.J. Durkin
2011-12	Dan Quinn
2010	Teryl Austin
2003-09	Charlie Strong*
2005-07	Greg Mattison*
2002	John Thompson
1999-2001	Jon Hoke
1996-98	Bob Stoops
1994-95	Bob Pruett
1991-93	Ron Zook
1990	Jim Bates
1988-89	Gary Darnell
1986-87	Zaven Yaralian
1985	Charlie Bailey
1981-84	Joe Kines
1970-78	Doug Knotts
1963-69	Gene Ellenson
1960-62	Jack Green

*Co-Coordinator in 2005-07

86 **RAPHAEL ANDRADES**
Tallahassee, Fla. // Lincoln // Wide Receiver

JUNIOR // 6-0 // 203



2014: Did not see any game action on the season...**2013:** Played in just two games while dealing with injuries...Did not catch a pass...**2012:** Played in nine games during his first year on campus, starting three... Recorded two receptions for five yards on the year...Started the first game of his career versus Kentucky...Caught his first career pass against the Wildcats...Started against Vanderbilt and in the Sugar Bowl against Louisville...Named to the SEC First-Year Academic Honor Roll.

PRIOR TO FLORIDA: Three-star recruit by ESPN, Rivals.com and Scout.com...Rated the No. 99 wide receiver in the country by Rivals.com...Helped lead Lincoln to a 9-2 record as a senior and led the team in catches, receiving yards and receiving touchdowns as a junior and senior...Selected to the AP Class 7A All-State Second Team as a wide receiver...Named All-Big Bend first team as a junior and senior...Totaled 42 catches for 800 yards with a school-record 13 touchdowns as a senior... As a junior, helped the Lincoln Trojans win the FHSAA Class 4A State Championship and totaled 40 catches, 752 yards and 11 touchdowns...Chose Florida over Arkansas, Stanford and Vanderbilt among others...Coached by Yusuf Shakir...Former Gator wide receiver Jacquez Green served as Andrade's position coach in high school...Also a standout baseball player in high school and earned All-Big Bend first-team honors...Selected as an outfielder in the 36th round of the 2012 Major League Baseball First-Year Player Draft by the Kansas City Royals.

ANDRADES' CAREER HIGHS

Receptions: 1 (2x, last Vanderbilt, 2012) Receiving Yards: 5 (Vanderbilt, 2012)
Longest Reception: 5 (Vanderbilt, 2012)

2012 (9 GP/3 GS*) Receiving Stats

OPPONENT	No	Yds	Avg	TD	Lg
BGSU - 9/1	DNP				
at TAMU - 9/8	DNP				
at #23 Tenn - 9/15	DNP				
*Kty - 9/22	1	0	0.0	0	0
#4 LSU - 10/6	0	0	0.0	0	0
*at Vandy - 10/13	1	5	5.0	0	5
#9 SC - 10/20	0	0	0.0	0	0
vs. #12 UGA - 10/27	0	0	0.0	0	0
Mizzou - 11/3	0	0	0.0	0	0
Louisiana - 11/10	0	0	0.0	0	0
Jack St - 11/17	DNP				
at #10 FSU - 11/24	0	0	0.0	0	0
*#21 Louisville 1/2/13	0	0	0.0	0	0
2012 Totals	2	5	2.5	0	5

2013 (2 GP/0 GS*) Receiving Stats

OPPONENT	No	Yds	Avg	TD	Lg
Toledo - 8/31	0	0	0.0	0	0
at #24 Miami - 9/7	DNP				
Tenn - 9/21	0	0	0.0	0	0
at Kty - 9/28	DNP				
Ark - 10/5	DNP				
at #10 LSU - 10/12	DNP				
at #14 Mizzou - 10/19	DNP				
vs. UGA - 11/2	DNP				
Vandy - 11/9	DNP				
at #11 SC - 11/16	DNP				
GS - 11/23	DNP				
#2 FSU - 11/30	DNP				
2013 Totals	0	0	0.0	0	0

Receiving Career Totals	No	Yds	Avg	TD	Lg
11 GP/3 GS	2	5	2.5	0	5

34 **ALEX ANZALONE**
Wyomissing, Pa. // Wyomissing Area // Linebacker

JUNIOR // 6-3 // 241



2014: Played in all 12 games, seeing action as a backup linebacker and starter on special teams...Totaled 14 tackles with one tackle-for-loss... Had a career-high four tackles against South Carolina...Earned the team's Chris Patrick Courage Award...Named to the SEC Academic Honor Roll...**2013:** Battled through several injuries as a true freshman to see action in 10 games on special teams and at linebacker...Totaled two tackles on the season.

PRIOR TO FLORIDA: Helped Wyomissing High to its first Class AA state championship in 2012, finishing 16-0, a school single-season record for wins...Selected to the 2013 Under Armour All-American Game...Finished his senior year with over 1,000 rushing yards and 30 touchdowns from the full-back position and registered more than 100 tackles...Earned a spot on the 247Sports Class of 2013 All-America team...Named senior Class AA Player of the Year as part of the 2012 Pennsylvania Sports Writers All-State Team...As a junior, was named first team all-state, all-region and all-county...In 2011, ran for over 900 yards and scored 13 touchdowns and was named to the all-state team...Invited to "The Opening", an all-star summer prospect camp held on the Nike Campus... Chose Florida over Notre Dame, Ohio State, Penn State, USC, UCLA, Miami, Tennessee, Pitt, Stanford, Georgia and Florida State...Coached by Bob Wolfrum.

ANZALONE'S CAREER HIGHS

Tackles: 4 (South Carolina, 2014)

2013 (10 GP/0 GS*) Defensive Stats

OPPONENT	U	A	T	TFL	SK	INT	PB	FR	FF
Toledo - 8/31	0	0	0	0	0	0	0	0	0
at #24 Miami - 9/7	0	0	0	0	0	0	0	0	0
Tenn - 9/21	DNP								
at Kty - 9/28	1	0	1	0	0	0	0	0	0
Ark - 10/5	0	0	0	0	0	0	0	0	0
at #10 LSU - 10/12	0	0	0	0	0	0	0	0	0
at #14 Mizzou - 10/19	0	0	0	0	0	0	0	0	0
vs. UGA - 11/2	0	0	0	0	0	0	0	0	0
Vandy - 11/9	0	0	0	0	0	0	0	0	0
at #11 SC - 11/16	0	0	0	0	0	0	0	0	0
GS - 11/23	1	0	1	0	0	0	0	0	0
#2 FSU - 11/30	DNP								
2013 Totals	2	0	2	0	0	0	0	0	0

2014 (12 GP/0 GS*) Defensive Stats

OPPONENT	U	A	T	TFL	SK	INT	PB	FR	FF
E.Mich - 9/6	0	1	1	0	0	0	0	0	0
Kentucky - 9/13	0	0	0	0	0	0	0	0	0
at #3 Bama - 9/20	0	0	0	0	0	0	0	0	0
at Tenn - 10/4	0	0	0	0	0	0	0	0	0
LSU - 10/11	1	0	1	0	0	0	0	0	0
Missouri - 10/18	0	0	0	0	0	0	0	0	0
vs. #9 UGA - 11/1	0	0	0	0	0	0	0	0	0
at Vandy - 11/8	0	0	0	0	0	0	0	0	0
SC - 11/15	1	3	4	0	0	0	0	0	0
E.Kty - 11/22	2	1	3	1	0	0	0	0	0
at #3 FSU - 11/29	1	1	2	0	0	0	0	0	0
vs. ECU - 1/3	1	2	3	0	0	0	0	0	0
2014 Totals	6	8	14	1	0	0	0	0	0

Defensive Career Totals	U	A	T	TFL	SK	INT	PB	FR	FF
22 GP/0 GS	8	8	16	1	0	0	0	0	0

89 ALVIN BAILEY

Seffner, Fla. // Armwood // Wide Receiver

RS-SOPH // 5-11 // 192



2014: Played in six games, seeing action at wide receiver and on special teams...Did not record any stats on the season...2013: Did not see any action and redshirted.

PRIOR TO FLORIDA: Caught 40 passes for 658 yards and nine touchdowns as a senior...In the state championship game against Central, Bailey threw two touchdown passes and caught one in the 40-31 victory...All-State selection as a junior...Played quarterback in high school as well, throwing for 875 yards with 12 touchdowns as a junior and adding 872 rushing yards with six touchdowns...Caught 22 pass for 404 yards and three touchdowns as a junior...Invited to "The Opening", an all-star summer prospect camp held on the Nike Campus...Playing in the 2013 Under Armour All-America Game at Tropiciana Field in St. Petersburg, Fla....Went to the same high school as former Gator running back Matt Jones...Coached by Sean Callahan.

99 JAY-NARD BOSTWICK

Port Saint Lucie, Fla. // West Centennial // Defensive Line

RS-SOPH // 6-3 // 283



2014: Played in five games as a reserve at defensive tackle...Had three tackles on the season...**2013:** Did not see any action and redshirted.

PRIOR TO FLORIDA: Two-time all area and all-state selection...Had 73 tackles and seven tackles for loss in his final high school season...Totaled 74 tackles, seven tackles for loss, and two sacks as a junior...In his high school career, totaled 176 tackles, 15 tackles-for-loss, 3 sacks and one fumble recovery...Was just the second player in West Centennial school history to play varsity football as a freshman...Coached by Rob Parker.

BOSTWICK'S CAREER HIGHS

Tackles: 1 (3x, last ECU, 2014)

2014 (5 GP/0 GS*) Defensive Stats

OPPONENT	U	A	T	TFL	SK	INT	PB	FR	FF
E.Mich - 9/6	0	1	1	0	0	0	0	0	0
Kentucky - 9/13	DNP								
at #3 Bama - 9/20	0	0	0	0	0	0	0	0	0
at Tenn - 10/4	DNP								
LSU - 10/11	DNP								
Missouri - 10/18	DNP								
vs. #9 UGA - 11/1	DNP								
at Vandy - 11/8	0	0	0	0	0	0	0	0	0
SC - 11/15	DNP								
E.Kty - 11/22	0	1	1	0	0	0	0	0	0
at #3 FSU - 11/29	DNP								
vs. ECU - 1/3	0	1	1	0	0	0	0	0	0
2014 Totals	0	3	3	0	0	0	0	0	0

Defensive Career Totals	U	A	T	TFL	SK	INT	PB	FR	FF
5 GP/0 GS	0	3	3	0	0	0	0	0	0

61 MATTHEW BOWDEN

Lakeland, Fla. // Lakeland // Offensive Line

RS-JUNIOR // 6-1 // 300

2014: Did not see any game action for the Gators after joining the team in the summer.

PRIOR TO FLORIDA: Walk-on joined the team in the summer of 2014...Athletic offensive lineman who started playing football in 5th grade...Played various positions on offense and defense through 10th grade at Lakeland Christian School, making first string Varsity in 8th grade...During a portion of those years he was coached by previous Gator Quarterback Wayne Peace...Transferred to Lakeland High School as a junior and spent time at right guard and center, helping Lakeland High School win the District Championships in 2011 and 2012 and making it to the 5A State Semifinals both years...During that time, he was named Third Team All-County Offensive Line...Recruited to play for Appalachian State but chose to come to Florida and play for the Gators.Coached by FHSAA Coach of the Century Bill Castle.

57 CALEB BRANTLEY RS-SOPH // 6-2 // 314
Crescent City, Fla. // Lakeland // Defensive Line



2014: Played in all 12 games and started at defensive tackle in the bowl victory over East Carolina...Totaled 21 tackles with 4.0 tackles-for-loss... Had three quarterback hurries...Forced two fumbles and recovered a fumble...Posted three-or-more tackles five times on the season, with a career-high four at Alabama...**2013:** Did not see any action and red-shirted...Earned Most Valuable Offensive Scout Team Award...Named to the SEC First-Year Honor Roll.

PRIOR TO FLORIDA: Named the top 2013 defensive tackle at the Rivals 100 Five-Star Challenge... Competed in the Orlando Nike Football Training Camp and The Opening...Played in the Under Armour All-American Game in January...Recorded 94 tackles, 5 sacks, 4 forced fumbles and 2 fumble recoveries as a senior...Named to the Florida Class 1A All-State First Team in 2012...Chose Florida over Alabama, Auburn, Cal, Florida State, Miami, Ole Miss, Purdue, South Florida, Tennessee, and Southern Cal...Coached by Al Smith.

BRANTLEY'S CAREER HIGHS

Tackles: 4 (Alabama, 2014) Forced Fumbles: 1 (2x, last Kentucky, 2014)

2014 (12 GP/1 GS*) Defensive Stats

OPPONENT	U	A	T	TFL	SK	INT	PB	FR	FF
E.Mich - 9/6	1	2	3	0.5	0	0	0	1	1
Kentucky - 9/13	0	2	2	0.5	0	0	0	0	0
at #3 Bama - 9/20	1	3	4	0.5	0	0	0	0	0
at Tenn - 10/4	0	0	0	0	0	0	0	0	0
LSU - 10/11	0	3	3	0.5	0	0	0	0	0
Missouri - 10/18	1	1	2	1	0	0	0	0	0
vs. #9 UGA - 11/1	0	1	1	0	0	0	0	0	0
at Vandy - 11/8	0	0	0	0	0	0	0	0	0
SC - 11/15	0	0	0	0	0	0	0	0	0
E.Kty - 11/22	1	2	3	1	0	0	0	0	1
at #3 FSU - 11/29	0	0	0	0	0	0	0	0	0
*vs. ECU - 1/3	2	1	3	0	0	0	0	0	0
2014 Totals	6	15	21	4	0	0	0	1	2

Defensive Career Totals	U	A	T	TFL	SK	INT	PB	FR	FF
12 GP/1 GS	6	15	21	4	0	0	0	1	2

93 TAVEN BRYAN RS-FRESH // 6-5 // 292
Casper, Wyo. // Natrona County // Defensive Line



2014: Did not see any game action and redshirted.

PRIOR TO FLORIDA: Unanimously selected as the 2013 Conference Defensive Player of the Year...Named to the All-State First Team on both the defensive line and the offensive line and to the All-Conference First Team on the offensive line as a high school senior...Honored with the 2013 Natrona County Iron Man award...Helped lead Natrona County to a 41-6 record in his final three seasons, including back-to-back state

titles in 2012 and 2013...Chose Florida over Colorado, Colorado State, Nebraska, Oregon, Tennessee, Washington, Washington State and Wyoming...Coached by Steve Harshman.

90 JONATHAN BULLARD SENIOR // 6-3 // 283
Shelby, N.C. // Crest Senior // Defensive Line



2014: Started all 12 games on the defensive line...Led the team in tackles against Vanderbilt with six...Totaled 52 tackles on the season, second-most among defensive linemen and sixth overall on the team...Had 8.5 TFL, third-most on the squad...Recorded 13 stops on third down that prevented the opponent from gaining a first down, third most on the team...Posted five-or-more tackles six times on the year...Had a team-leading 2.5 tackles-for-loss against Georgia and 2.0 against FSU...**2013:** Played in 11 games and started eight times at defensive end...Missed the Georgia Southern game due to injury...Ranked second among defensive linemen with 33 tackles...

2012: Appeared in all 13 games and started two as a true freshman...Named First-Team SEC Coaches' All-Freshman (DL)...Finished the season with 27 tackles, 5.0 TFL, 1.5 sacks and had a pass breakup...First career sack (1.5) against Missouri...Had a career-high seven tackles at Vanderbilt.

PRIOR TO FLORIDA: A five-star prospect according to Scout.com and Rivals.com...Rated the No. 6 overall prospect by Rivals.com and the No. 2 prospect in the state of North Carolina behind fellow signee D.J. Humphries...Also ranked the No. 1 strongside defensive end recruit in the nation by Rivals.com and the No. 4 defensive end overall by ESPN and Scout.com...Ranked No. 37 on the ESPN 150...Named an Honorable Mention All-American by Sports Illustrated...Participated in the prestigious U.S. Army All-American Bowl...Selected to the AP All-State First Team as a senior...Recorded 82 tackles and 16 sacks during his senior season...Helped lead Crest to a 12-4 record his senior season and finished as the NCHSAA Class SAA runner-up...Chose Florida over Alabama, Auburn, Clemson, South Carolina and Nebraska...Coached by Mark Barnes.

BULLARD'S CAREER HIGHS

Tackles: 7 (Vanderbilt, 2012) Sacks: 1.5 (2x, last Kentucky, 2013)

2012 (13 GP/2 GS*) Defensive Stats

OPPONENT	U	A	T	TFL	SK	INT	PB	FR	FF
BGSU - 9/1	0	1	1	0	0	0	0	0	0
at TAMU - 9/8	2	2	4	0.5	0	0	0	0	0
at #23 Tenn - 9/15	0	0	0	0	0	0	0	0	0
*Kty - 9/22	0	2	2	0	0	0	0	0	0
#4 LSU - 10/6	0	0	0	0	0	0	0	0	0
*at Vandy - 10/13	5	2	7	1	0	0	0	0	0
#9 SC - 10/20	1	0	1	0	0	0	0	0	0
vs. #12 UGA - 10/27	2	0	2	1	0	0	0	0	0
Mizzou - 11/3	1	2	3	1.5	1.5	0	0	0	0
Louisiana - 11/10	0	0	0	0	0	0	0	0	0
Jack St - 11/17	1	3	4	1	0	0	1	0	0
at #10 FSU - 11/24	1	1	2	0	0	0	0	0	0
#21 Louisville 1/2/13	1	0	1	0	0	0	0	0	0
2012 Totals	14	13	27	5	1.5	0	1	0	0

2013 (11 GP/8 GS*) Defensive Stats

OPPONENT	U	A	T	TFL	SK	INT	PB	FR	FF
Toledo - 8/31	1	2	3	0	0	0	0	0	0
*at #24 Miami - 9/7	1	0	1	0	0	0	0	0	0
*Tenn - 9/21	1	2	3	0	0	0	0	0	0
*at Kty - 9/28	1	2	3	1.5	1.5	0	0	0	0
*Ark - 10/5	2	0	2	0	0	0	0	0	0
*at #10 LSU - 10/12	1	4	5	0	0	0	0	0	0
*at #14 Mizzou - 10/19	3	0	3	0	0	0	0	0	0
*vs. UGA - 11/2	2	0	2	0	0	0	0	0	0
*Vandy - 11/9	4	0	4	1	0	0	0	0	0
at #11 SC - 11/16	1	1	2	0	0	0	0	0	0
GS - 11/23	DNP								
#2 FSU - 11/30	2	3	5	0	0	0	0	0	0
2013 Totals	19	14	33	2.5	1.5	0	0	0	0

(continued on next page)

(Jonathan Bullard continued)

2014 (12 GP/12 GS*) Defensive Stats

OPPONENT	U	A	T	TFL	SK	INT	PB	FR	FF
*E.Mich - 9/6	1	2	3	0.5	0	0	0	0	0
*Kentucky - 9/13	0	3	3	1	0	0	0	0	0
*at #3 Bama - 9/20	0	3	3	0	0	0	0	0	0
*at Tenn - 10/4	4	1	5	1.5	0	0	0	0	0
*LSU - 10/11	0	4	4	0.5	0.5	0	0	0	0
*Missouri - 10/18	0	2	2	0	0	0	0	0	0
*vs. #9 UGA - 11/1	1	4	5	0.5	0	0	0	0	0
*at Vandy - 11/8	2	4	6	0.5	0	0	0	0	0
*SC - 11/15	2	3	5	1	1	0	1	0	0
*E.Kty - 11/22	1	3	4	0	0	0	1	0	0
*at #3 FSU - 11/29	5	1	6	2	0	0	0	0	0
*vs. ECU - 1/3	3	3	6	1	1	0	0	0	0
2014 Totals	19	33	52	8.5	2.5	0	2	0	0

Defensive Career Totals	U	A	T	TFL	SK	INT	PB	FR	FF
36 GP/22 GS	52	60	112	16	5.5	0	3	0	0

54 **KHAIRI CLARK**

RS-FRESH // 6-2 // 321

Hollywood, Fla. // Chaminade-Madonna College Prep // Defensive Line



2014: Did not see any game action and redshirted...Named the Defensive Scout Team Player of the Week for Eastern Michigan.

PRIOR TO FLORIDA: Was a 2014 U.S. Army All-American Bowl selection...Logged two assisted tackles and 0.5 tackle for loss in the game...An explosive big man who helped lead his Chaminade-Madonna Prep team to the FHSAA Class 3A Regional Semifinals...Recorded 45 tackles and six sacks during his senior year...As a junior, he accumulated an impressive

60 tackles, with nine sacks and one interception...Also recorded 60 tackles and eight sacks as a sophomore...Chose Florida over Alabama, Clemson, Florida State, Georgia, LSU, Miami and Ohio State...Coached by Marcelo Rodriguez.

94 **BRYAN COX, JR.**

RS-JUNIOR // 6-3 // 268

Fort Lauderdale, Fla. // St. Thomas Aquinas // Defensive Line



2014: Played in 11 games and started 10 times at defensive end...Racked up 29 total tackles and had 6.0 tackles-for-loss with 4.0 sacks...Earned Honorable Mention CFPA Defensive Lineman of the Week honors after his performance at Tennessee, in which he totaled five tackles and 3.0 sacks...Had five games with four-or-more tackles on the year...**2013:** Played in eight games, seeing time in the defensive line rotation...totaled five tackles, including two sacks...First career sack came at Kentucky...**2012:** Did not see action for the Gators and redshirted.

PRIOR TO FLORIDA: A three-star prospect according to ESPN, Scout.com and Rivals.com...Rated the No. 66 player in the state of Florida and the No. 37 strongside defensive end in the country by Rivals.com...Suffered a wrist injury early in his senior season and missed significant time...Led St. Thomas to a 10-3 record in 2011...Son of former NFL linebacker Bryan Cox, who played 12 seasons with the Miami Dolphins, Chicago Bears, New York Jets, New England Patriots and New Orleans Saints...Chose Florida over Louisville, Miami (FL) and Michigan State...Coached by Rocco Casullo.

COX'S CAREER HIGHS

Tackles: 5 (2x, last LSU, 2014)

Sacks: 3.0 (Tennessee, 2014)

2013 (8 GP/0 GS*) Defensive Stats

OPPONENT	U	A	T	TFL	SK	INT	PB	FR	FF
Toledo - 8/31	0	0	0	0	0	0	0	0	0
at #24 Miami - 9/7	0	0	0	0	0	0	0	0	0
Tenn - 9/21	DNP								
at Kty - 9/28	1	0	1	1	1	0	0	0	0
Ark - 10/5	0	0	0	0	0	0	0	0	0
at #10 LSU - 10/12	0	0	0	0	0	0	0	0	0
at #14 Mizzou - 10/19	2	0	2	0	0	0	0	0	0
vs. UGA - 11/2	DNP								
Vandy - 11/9	DNP								
at #11 SC - 11/16	DNP								
GS - 11/23	0	0	0	0	0	0	0	0	0
#2 FSU - 11/30	2	0	2	1	1	0	0	0	0
2013 Totals	5	0	5	2	2	0	0	0	0

2014 (11 GP/10 GS*) Defensive Stats


OPPONENT	U	A	T	TFL	SK	INT	PB	FR	FF
*E.Mich - 9/6	0	0	0	0	0	0	0	0	0
Kentucky - 9/13	1	1	2	0	0	0	0	0	0
*at #3 Bama - 9/20	0	0	0	0	0	0	0	0	0
*at Tenn - 10/4	5	0	5	3	3	0	0	0	0
*LSU - 10/11	2	3	5	1	0	0	0	0	0
*Missouri - 10/18	0	4	4	0	0	0	0	0	0
*vs. #9 UGA - 11/1	1	1	2	1	1	0	0	0	0
*at Vandy - 11/8	0	1	1	0.5	0	0	0	0	0
*SC - 11/15	0	4	4	0.5	0	0	0	0	0
*E.Kty - 11/22	1	3	4	0	0	0	0	0	0
*at #3 FSU - 11/29	2	0	2	0	0	0	0	0	0
vs. ECU - 1/3	DNP								
2014 Totals	12	17	29	6	4	0	0	0	0

Defensive Career Totals	U	A	T	TFL	SK	INT	PB	FR	FF
19 GP/10 GS	17	17	34	8	6	0	0	0	0

40 JARRAD DAVIS

JUNIOR // 6-2 // 230

Kingsland, Ga. // Camden County // Linebacker



2014: Played in nine games, making one start at linebacker, before an injury forced him to miss the final three games...Totaled 23 tackles with one tackle-for-loss...Earned the Hard Hat award for his performance against Eastern Michigan...**2013:** True freshman enrolled in the summer and played in all 12 games, starting one game at linebacker...Named the team's Most Valuable Special Teams Player...Also served as a game captain for the Missouri and South Carolina...Key member of several special teams' units, totaling three special teams' tackles on the season...In

his first career start against Georgia Southern, he totaled a season-high seven tackles, six solo... Named to the SEC First-Year Academic Honor Roll.

PRIOR TO FLORIDA: Helped Camden County to an 11-2 record and the quarterfinals of the Georgia Class AAAAAA state playoffs during his senior season...Finished his final year of high school with 114 tackles, 69 being solo stops, to lead the team (5.0 TFL) with three forced fumbles...In 2011, finished the year with 61 tackles, 15 for loss with two sacks and two forced fumbles...Chose Florida over Auburn, Tennessee, Ole Miss and Clemson...Coached by Jeff Herron.

DAVIS' CAREER HIGHS

Tackles: 7 (Georgia Southern, 2013) Forced Fumbles: 1 (Georgia Southern, 2013)

2013 (12 GP/1 GS*) Defensive Stats

OPPONENT	U	A	T	TFL	SK	INT	PB	FR	FF
Toledo - 8/31	0	0	0	0	0	0	0	0	0
at #24 Miami - 9/7	0	0	0	0	0	0	0	0	0
Tenn - 9/21	1	0	1	0	0	0	0	0	0
at Kty - 9/28	0	0	0	0	0	0	0	0	0
Ark - 10/5	0	0	0	0	0	0	0	0	0
at #10 LSU - 10/12	0	0	0	0	0	0	0	0	0
at #14 Mizou - 10/19	1	1	2	0	0	0	0	0	0
vs. UGA - 11/2	1	0	1	0	0	0	0	0	0
Vandy - 11/9	2	1	3	1	0	0	0	0	0
at #11 SC - 11/16	3	2	5	1	0	0	0	0	0
*GS - 11/23	6	1	7	0	0	0	0	0	1
#2 FSU - 11/30	2	3	5	0	0	0	1	0	0
2013 Totals	16	8	24	2	0	0	1	0	1

2014 (9 GP/1 GS*) Defensive Stats


OPPONENT	U	A	T	TFL	SK	INT	PB	FR	FF
E.Mich - 9/6	2	1	3	0	0	0	0	0	0
Kentucky - 9/13	1	4	5	0	0	0	0	0	0
at #3 Bama - 9/20	2	2	4	0	0	0	0	0	0
at Tenn - 10/4	1	0	1	0	0	0	0	0	0
*LSU - 10/11	0	3	3	0	0	0	0	0	0
Missouri - 10/18	2	1	3	0	0	0	0	0	0
vs. #9 UGA - 11/1	2	0	2	1	0	0	0	0	0
at Vandy - 11/8	1	1	2	0	0	0	0	0	0
SC - 11/15	0	0	0	0	0	0	0	0	0
E.Kty - 11/22	DNP								
at #3 FSU - 11/29	DNP								
vs. ECU - 1/3	DNP								
2014 Totals	11	12	23	1	0	0	0	0	0

Defensive Career Totals	U	A	T	TFL	SK	INT	PB	FR	FF
21 GP/2 GS	27	20	47	3	0	0	1	0	1

7 DUKE DAWSON

SOPH // 5-11 // 204

Cross City, Fla. // Dixie County // Defensive Back



2014: Played in 11 games and made one start at safety...Totaled 14 tackles and had one interception...Led the team in tackles against Vanderbilt with six...Had four tackles at Tennessee in his first career start... Intercepted his first career pass in the season opener against Eastern Michigan and returned it 36 yards for a touchdown.

PRIOR TO FLORIDA: Named to the Florida Class 1A First-Team All-State defense...Helped Dixie County to a 10-1 record during his senior season... Nominated to play in the 2014 Semper Fidelis All-American Bowl...Finished his high school career with 122 total tackles, 99 solo, and seven interceptions...Made 43 tackles, two interceptions and two forced fumbles as a junior...Chose Florida over Alabama, Florida State, Iowa and Wisconsin.

DAWSON'S CAREER HIGHS

Tackles: 6 (Vanderbilt, 2014) Interceptions: 1 (EMU, 2014)

2014 (11 GP/1 GS*) Defensive Stats


OPPONENT	U	A	T	TFL	SK	INT	PB	FR	FF
E.Mich - 9/6	1	0	1	0	0	1	0	0	0
Kentucky - 9/13	0	1	1	0	0	0	0	0	0
at #3 Bama - 9/20	0	0	0	0	0	0	0	0	0
*at Tenn - 10/4	3	1	4	0	0	0	0	0	0
LSU - 10/11	0	1	1	0	0	0	0	0	0
Missouri - 10/18	0	0	0	0	0	0	0	0	0
vs. #9 UGA - 11/1	0	0	0	0	0	0	0	0	0
at Vandy - 11/8	5	1	6	1	0	0	1	0	0
SC - 11/15	0	0	0	0	0	0	0	0	0
E.Kty - 11/22	0	0	0	0	0	0	0	0	0
at #3 FSU - 11/29	0	0	0	0	0	0	0	0	0
vs. ECU - 1/3	1	0	1	0	0	0	0	0	0
2014 Totals	10	4	14	1	0	1	1	0	0

Defensive Career Totals	U	A	T	TFL	SK	INT	PB	FR	FF
11 GP/1 GS	10	4	14	1	0	1	1	0	0

38 BAIR
DIAMOND

Fort Myers, Fla. // Bishop Verot // Tight End

RS-JUNIOR // 6-4 // 228




2014: Played in his first career game against Eastern Michigan...Named to the SEC Academic Honor Roll...**2013:** Did not see any game action for the Gators... Named to the SEC Academic Honor Roll...**2012:** Did not see any game action...Was the Gators' Offensive Scout Team Player of the Week for the Jacksonville State game.

PRIOR TO FLORIDA: Recorded 17 receptions for 176 yards with two touchdowns as a senior and 10 receptions for 258 yards as a junior at Bishop Verot...Graduated Magna Cum Laude and was a member of National Honor Society, and Student Government Association while also playing basketball...Chose Florida over Miami, SMU and South Florida.

54 CAMERON
DILLARD

Canton, Mich. // Plymouth Canton // Offensive Line

RS-SOPH // 6-4 // 308



2014: Played in four games on the season as a reserve offensive lineman...Saw action in his first career game in the season opener against Eastern Michigan...Also saw action against Georgia, Vanderbilt and Eastern Kentucky...**2013:** Did not see any action and redshirted...Earned Most Valuable Defensive Scout Team Award.

PRIOR TO FLORIDA: Named to the AP Michigan Division 1-2 All-State Prep Team in 2012...Selected to the 2011 Michigan AP Division 1 All-State First Team, The Detroit Free Press All-State Dream Team, The Detroit News All-Metro West First Team, The Detroit Free Press All-West First Team, All Observer First Team, and KLAA All League in 2011...No. 259 prospect in the nation...Coached by Tim Baechler.

36 ROGER
DIXON, JR.

Sanford, Fla. // Seminole // Wide Receiver

SENIOR // 5-10 // 195



2014: Played in the final six games of the season as a starter on special teams...Earned the team's Most Valuable Special Teams Scout Team Award...Named the Special Teams Scout Team Player of the Week for Tennessee.

PRIOR TO FLORIDA: Walk-on joined the team in the spring of 2014...Played at Stillman College, where he was named to the Dean's List, before enrolling at UF...Voted Stillman's Offensive Player of the Year by the coaching staff his freshman season...Was a team captain at Seminole High in 2011...Had 30 catches for 498 yards as a senior...During the 2011 regional tournament finals, totaled 75 yards on three catches and scored a pair of touchdowns...Also had 2 interceptions on defense in the game...Both parents attended UF...Father, Roger, Sr., ran track at UF.

52 TRAVARIS
DORSEY

Jacksonville, Fla. // Raines // Offensive Line

RS-FRESH // 6-2 // 318



2014: Did not see any game action and redshirted.

PRIOR TO FLORIDA: Athletic offensive line prospect who spent time at offensive tackle and guard during high school...Picked up Offensive Line Most Valuable Player honors at the Rivals Camp Series in Orlando after recording a 4.8 40-time, 515- pound squat and a 450-pound bench...Named to the 4A All-State Second Team Offense his senior year...Led his team to an 8-2 record and an appearance in the FHSAA Class 4A Regional Finals in his final prep season...Missed most of the 2012 season, but rebounded to have a strong senior campaign...Began playing football in the seventh grade...Coached in high school by Adam Wiley.

39 RYAN
FERGUSON

Largo, Fla. // Indian Rocks // Tight End

RS-FRESH // 6-3 // 226




2014: Did not see any game action and redshirted.

PRIOR TO FLORIDA: Walk-on joined the team in the summer of 2014.

38 KEROLIN
FRANCOIS

Lake Worth, Fla. // Forest Hill // Defensive Back

RS-SOPH // 5-11 // 203



2014: Did not see any game action and redshirted...**2013:** Did not see any action and redshirted.

PRIOR TO FLORIDA: Named Forest Hill Defensive MVP...Was a 2012 team captain...Named to the 2013 All-Academic team by the Palm Beach Post...Named to the 2012 Palm Beach Post All-Area team...Member of the National Honor Society...Coached by Chris Kokell.

79 MATTHEW
FUCHS

Gainesville, Fla. // Buchholz // Defensive Line

RS-JUNIOR // 6-2 // 246



2014: Did not see any game action...Named to the SEC Academic Honor Roll...**2013:** Did not appear in any games for the Gators...**2012:** A walk-on to the 2012 Gator squad...Did not see any action in his first season in the Orange and Blue.

PRIOR TO FLORIDA: Played high school football at Buchholz High School in Gainesville for coaches Matt Kerstetter and Jay Godwin.

5 AHMAD FULWOOD

JUNIOR // 6-4 // 208

Jacksonville, Fla. // Bishop Kenny // Wide Receiver



2014: Played in all 12 games and started five times at wide receiver... Led the team in receiving yards in the bowl victory against ECU, scoring a career-long 86-yard touchdown on his only catch of the game...**2013:** Played in all 12 games as a true freshman...Came on midway through the season with 16 of his 17 catches coming in the last seven games. He totaled 127 yards on his 17 catches...Against Vanderbilt, he caught three passes for 33 yards and scored his first career touchdown...His 17 receptions were the most by a true freshman wide receiver at Florida since

Percy Harvin had 34 catches in 2006.

PRIOR TO FLORIDA: Totaled 42 catches for 680 yards (16.2 avg) and 12 touchdowns as a senior... Participated in the U.S. Army Combine and The Opening...Big-size receiver who had 46 catches, 22 TDs, 1,141 yards as a junior...Chose Gators over Alabama, Clemson and Georgia...Coached by Mark Thorson.

FULWOOD'S CAREER HIGHS

Catches: 4 (2x, last EMU, 2014)
Receiving TD: 1 (2x, last ECU, 2014)

Receiving Yards: 86 (ECU, 2014)
Long Catch: 86 (ECU, 2014)

2013 (12 GP/0 GS*) Receiving

OPPONENT	No	Yds	Avg	TD	Lg
Toledo - 8/31	1	5	5.0	0	5
at #24 Miami - 9/7	0	0	0.0	0	0
Tenn - 9/21	0	0	0.0	0	0
at Kty - 9/28	0	0	0.0	0	0
Ark - 10/5	0	0	0.0	0	0
at #10 LSU - 10/12	2	19	9.5	0	15
at #14 Mizzou - 10/19	1	7	7.0	0	7
vs. UGA - 11/2	2	22	11.0	0	11
Vandy - 11/9	3	33	11.0	1	11
at #11 SC - 11/16	2	6	3.0	0	3
GS - 11/23	2	12	6.0	0	7
#2 FSU - 11/30	4	23	5.8	0	11
2013 Totals	17	127	7.5	1	15

2014 (12 GP/5 GS*) Receiving

OPPONENT	No	Yds	Avg	TD	Lg
*E.Mich - 9/6	4	22	5.5	0	8
Kentucky - 9/13	2	15	7.5	0	9
at #3 Bama - 9/20	0	0	0.0	0	0
at Tenn - 10/4	0	0	0.0	0	0
LSU - 10/11	0	0	0.0	0	0
*Missouri - 10/18	2	10	5.0	0	7
*vs. #9 UGA - 11/1	0	0	0.0	0	0
*at Vandy - 11/8	2	62	31.0	0	48
SC - 11/15	0	0	0.0	0	0
E.Kty - 11/22	1	4	4.0	0	4
at #3 FSU - 11/29	0	0	0.0	0	0
*vs. ECU - 1/3	1	86	86.0	1	86
2014 Totals	12	199	16.6	1	86

Receiving Career Totals	No	Yds	Avg	TD	Lg
24 GP/5 GS	29	326	11.2	2	86

36 EDDIE GILES

RS-FRESH // 5-9 // 161

Jupiter, Fla. // Dwyer // Defensive Back

2014: Did not see any game action and redshirted.

PRIOR TO FLORIDA: Walk-on who joined the team in 2014.

30 DEANDRE GOOLSBY

SOPH // 6-4 // 243

Derby, Kan. // Derby // Tight End



2014: Played in seven games as a true freshman but had no stats.

PRIOR TO FLORIDA: Named offensive co-captain of the 2013 Kansas All-State team...Big-size tight end who helped lead Derby to a 2013 state championship...Totaled 621 receiving yards his senior year...Proved to be a threat on kick return...Caught 42 passes for 605 yards and 11 touchdowns in his sophomore campaign...Chose Gators over Oklahoma, Ohio State, Arkansas and Kansas State...Coached by Brandon Clark.

12 JOSH GRADY

RS-SENIOR // 6-0 // 200

Tampa, Fla. // Armwood/Vanderbilt // Quarterback

Transferred from Vanderbilt in Summer of 2015.

PRIOR TO FLORIDA: (at Vanderbilt) **2014:** Saw action at wide receiver in eight games after moving from receiver during spring drills...Did not post a reception from wide receiver position...**2013:** Played in three early-season games before a midseason injury ended his season...Moved to QB from WR in spring drills...Completed 3-of-6 passes for 27 yards as QB, seeing action against Texas A&M, Austin Peay and UAB...**2012:** Played in all 13 games as a redshirt freshman...Earned starting assignment as fourth wide receiver in team's Music City Bowl victory over N.C. State...Saw action as a WR, with limited snaps as a wildcat quarterback...Totaled seven catches for 89 yards with a long of 32 yards against South Carolina...Also recorded six rushes for 23 yards...**2011:** Did not see game action and redshirted...Named as SEC First-Year Academic Honor Roll recipient.

PREP: As senior QB, hit on 182-of-256 passes for 2,109 yards, 24 TDs and just five INTs, helping 14-1 Armwood to 4A state finals...Also rushed for 865 yards and 14 TDs...Named St. Pete Times' co-Suncoast Player of the Year...Stellar student, ranking among top 10 of class...As a junior, threw for more than 3,000 yards and 25 TDs...As sophomore, passed for 1,815 yards and nine TDs as QB at Freedom High School...Three-time All-Hillsborough County pick...Played for Coach Sean Callahan.

7 WILL GRIER

Davidson, N.C. // Davidson Day // Quarterback

RS-FRESH // 6-2 // 201



2014: Did not see any game action and redshirted...Enrolled in January of 2014.

PRIOR TO FLORIDA: Named the Parade National Player of the Year, Maxwell Player of the Year and Tom Lemming Offensive Player of the Year... Named Mr. Football USA as the nation's top high school player, as selected by a five-member panel of StudentSports.com football experts...247 Sports First Team All-American and MaxPreps First Team All-American...

Was a 2014 U.S. Army All-American Bowl selection...Threw for 109 yards on 4-of-8 passing in the Army Bowl, including a 51-yard pass that resulted in the longest play of the game...Completed 32-of-42 passes for a season-high 599 passing yards and seven touchdowns en route to an NCISAA Division II state title over Harrells Christian Academy...Totaled 4,989 yards with a national-best 77 touchdowns in his senior year...Rushed for 1,251 yards with 13 touchdowns in 2013...In his career, he totaled 14,565 yards and a state-record 195 touchdown passes...His 14,565 passing yards are second in North Carolina state history behind former UF quarterback Chris Leak...Also had 2,955 career rushing yards and 31 rushing scores...Was the Gatorade North Carolina Player of the Year as both a junior and senior...Set a national record for single-game passing yardage as a junior in 2012 with a 837-yard, 10-touchdown performance against Harrells Christian in the playoffs...Chose Florida over Arkansas, Auburn, North Carolina, Tennessee and Wake Forest...Coached by father and former East Carolina standout quarterback, Chad Grier.

15 JACOB GUY

Dade City, Fla. // Pasco // Quarterback

RS-JUNIOR // 6-5 // 222



2014: Did not see any game action...Key member of the Gators' scout team...Named the Offensive Scout Team Player of the Week against Tennessee...**2013:** Did not appear in any games for the Gators...2012: Walked on to the team in the summer of 2012...Did not play in any games.

PRIOR TO FLORIDA: Rated a three-star recruit by ESPN.com...Named to the 2011 Tampa Bay Times' All-Suncoast First-Team...Set the Pasco County passing records in touchdowns (42) and yards (2,672)...Led his

team to the Class 5A state semifinals...Chose Florida over FIU, FAU, Massachusetts, Ohio and Western Michigan.

16 AUSTIN HARDIN

Atlanta, Ga. // Marist // Kicker

RS-JUNIOR // 5-10 // 198



2014: Played in all 12 games, handling primary duties as the kickoff specialist and taking over field goal duties later in the season...Converted 7-of-10 field goal attempts with a long of 52 yards...Also converted all 12 PATs...Averaged 63.3 yards on 70 kickoffs...Named the Special Teams Player of the Game against Tennessee after converting a 49-yard field goal in the fourth quarter that provided the winning points...Hit 4-of-6 field goals at Florida State with a long of 52 yards, all career highs...**2013:** Handled kickoff duties for all 12 games...Converted 4-of-12 field goal attempts on the season and all 15 point after attempts...Had a season-long field goal of 33 yards, at Miami and at Kentucky...Made his debut in the opener and made one of two field goals...Named to the SEC Academic Honor Roll...**2012:** Did not see any action and redshirted...Named to the SEC First-Year Academic Honor Roll.

PRIOR TO FLORIDA: A three-star prospect according to ESPN and Scout.com...Rated the No. 1 kicking prospect in the nation by ESPN...Kicked at the Under Armour All-America game...Named to the Georgia Sportswriters Association Class 4A All-State Team...Went 13-of-20 on field goals, including a 59-yard game-winner, and converted all of his extra-point attempts...Helped Marist to a 9-3 record as a senior...All seven of his misses came from over 50 yards...Chose Florida over Auburn and Tennessee...Coached by Alan Chadwick.

HARDIN'S CAREER HIGHS

FG Attempted: 6 (FSU, 2014) Kickoffs: 11 (EMU, 2014)
 FG Made: 4 (FSU, 2014) Kickoff Yards: 693 (EMU, 2014)
 FG Long: 52 (FSU, 2014) Kickoff Average: 64.8 (Kentucky, 2014)

2013 (12 GP/0 GS*)	Extra Points			Field Goals					Kickoffs				
	M	A	Pct	M	A	Pct	Lg	Pts	No	Yds	Avg	TB	OB
Toledo - 8/31	3	3	100%	1	2	50.00%	24	6	5	303	60.6	1	0
at #24 Miami - 9/7	1	1	100%	1	1	100.00%	33	4	4	203	50.8	0	0
Tenn - 9/21	4	4	100%	1	2	50.00%	23	7	6	388	64.7	3	0
at Kty - 9/28	3	3	100%	1	2	50.00%	33	6	5	322	64.4	4	0
Ark - 10/5	0	0	0%	0	1	0.00%	0	0	6	382	63.7	2	0
at #10 LSU - 10/12	0	0	0%	0	0	0.00%	0	0	3	194	64.7	1	0
at #14 Mizzou - 10/19	0	0	0%	0	0	0.00%	0	0	4	249	62.3	2	0
vs. UGA - 11/2	0	0	0%	0	1	0.00%	0	0	4	246	61.5	0	0
Vandy - 11/9	2	2	100%	0	1	0.00%	0	2	4	204	51	2	0
at #11 SC - 11/16	2	2	100%	0	1	0.00%	0	2	3	187	62.3	0	0
GS - 11/23	0	0	0%	0	0	0.00%	0	0	5	308	61.6	3	0
#2 FSU - 11/30	0	0	0%	0	1	0.00%	0	0	2	114	57	0	0
2013 Totals	15	15	100%	4	12	33.30%	33	27	51	3100	60.8	18	0

2014 (12 GP/0 GS*)	Extra Points			Field Goals					Kickoffs				
	M	A	Pct	M	A	Pct	Lg	Pts	No	Yds	Avg	TB	OB
E.Mich - 9/6	0	0	0%	0	0	0.0%	0	0	11	693	63.0	3	2
Kentucky - 9/13	0	0	0%	0	1	0.0%	0	0	5	324	64.8	4	0
at #3 Bama - 9/20	0	0	0%	0	0	0.0%	0	0	4	254	63.5	1	0
at Tenn - 10/4	0	0	0%	1	1	100.0%	49	3	3	185	61.7	0	0
LSU - 10/11	0	0	0%	0	0	0.0%	0	0	6	389	64.8	2	0
Missouri - 10/18	0	0	0%	0	0	0.0%	0	0	3	191	63.7	2	0
vs. #9 UGA - 11/1	2	2	100%	0	0	0.0%	0	2	7	442	63.1	2	0
at Vandy - 11/8	0	0	0%	0	0	0.0%	0	0	7	441	63.0	0	0
SC - 11/15	0	0	0%	1	1	100.0%	35	3	4	260	65.0	2	0
E.Kty - 11/22	5	5	100%	1	1	100.0%	48	8	9	563	62.6	3	0
at #3 FSU - 11/29	1	1	100%	4	6	66.7%	52	13	6	384	64.0	0	0
vs. ECU - 1/3	4	4	100%	0	0	0.0%	0	4	5	306	61.2	1	1
2014 Totals	12	12	100%	7	10	70.0%	52	33	70	4432	63.3	20	3

Career Totals	Extra Points			Field Goals					Kickoffs				
	M	A	Pct	M	A	Pct	Lg	Pts	No	Yds	Avg	TB	OB
24 GP/0 GS	27	27	100%	11	22	50.0%	52	60	121	7532	62.2	38	3

1 VERNON HARGREAVES III JUNIOR // 5-11 // 199
Tampa, Fla. // Wharton // Defensive Back



2014: Named a semifinalist for the Chuck Bednarik Award and a Lott IMPACT Trophy Nominee...A First Team All-America selection by Sporting News, ESPN.com and CBSSports.com...Second-Team All-America selection by the Associated Press, Fox Sports, Sports Illustrated and Walter Camp...Third Team All-America pick by Phil Steele...Unanimous First Team All-SEC selection...Ranked seventh on the team with 50 total tackles, third-most among defensive backs...Led the team and ranked first in the SEC with 13 pass breakups...Ranked second on the team with

three interceptions...Intercepted a pass in the end zone late in the fourth quarter of the Birmingham Bowl victory to seal the win...Had a season-high eight tackles in the win against Georgia... Selected as a game captain against Alabama...**2013:** Enrolled in the summer and quickly moved up the depth chart, starting the final 10 games of the season at cornerback...Named a Third Team All-American by the Associated Press...Named the National Defensive Freshman of the Year by College Football News...First Team All-Freshman All-America selection by College Football News, Sporting News, FWAA, 247sports.com and Athlon Sports...Chosen by Athlon Sports as the SEC Newcomer of the Year...Named First Team All-SEC by both the AP, the leagues' coaches, Athlon Sports and Sporting News...Also named to the Freshman All-SEC team...Ranked second in the SEC in passes defended (1.17 per game) and tied for seventh in the league in interceptions (3)...His 11 pass breakups equaled the most by a true freshman in school history, matching the total Janoris Jenkins had in 2008...The total also tied for the ninth-most in a single season in school history... Had an interception in each of his first two collegiate games...Named a team captain for the South Carolina game...Named to the SEC First-Year Academic Honor Roll.

PRIOR TO FLORIDA: Named the National Defensive Player of the Year at the 58th Touchdown Club of Columbus Awards...Totaled 110 tackles, 5 interceptions, 5 forced fumbles and 5 pass breakups as a senior...Also scored five touchdowns and five two-point conversions and averaged 34 yards per kickoff return...Named All-Western Conference, All-Hillsborough, All-Suncoast, All-State, Class 8A Defensive Player of the Year and the Guy Toph Award winner as Hillsborough County's top senior football player...Finalist for the 2012 Florida Dairy Farmers Mr. Football Award...Named the Tampa Bay Times All-Hillsborough Defensive Player of the Year and a USA Today First Team All-American... Named the MVP of the Under Armour All-America game after a team-high 5 tackles, one interception and a pass breakup...Competed on the Southeast team at Champion Gridiron Kings where he had six interceptions and earned Defensive MVP honors...Earned a spot on the 247Sports Class of 2013 All-America team...Named the Tampa Bay Times Blue Chipper of the Year...Competed in the Sling-n-Shoot 7-on-7 tournament at USF...Defensive MVP from the IMG Madden 7-on-7 National Championship...As a junior in 2011, had 49 tackles and 2 interceptions, along with 11 offensive touchdowns...As a sophomore in 2010, had 44 tackles, 2 sacks and 2 interceptions...Chose Gators over an estimated 50 offers including Clemson, Vanderbilt, Miami and Notre Dame...His father, Vernon Hargreaves, Jr., is the linebackers coach at Arkansas...Vernon Jr. was named a member of UConn's 100th Anniversary Team, commemorating the best football players in the programs first 100 years...Coached by David Mitchell.

HARGREAVES' CAREER HIGHS

Tackles: 9 (Georgia, 2013) Interceptions: 1 (6x, last ECU, 2014)
Pass Breakups: 4 (Kentucky, 2014)

2013 (12 GP/10 GS*) Defensive Stats

OPPONENT	U	A	T	TFL	SK	INT	PB	FR	FF
Toledo - 8/31	0	0	0	0	0	1	0	0	0
at #24 Miami - 9/7	3	0	3	0	0	1	0	0	0
*Tenn - 9/21	2	0	2	0	0	0	3	0	0
*at Kty - 9/28	1	1	2	0	0	1	1	0	0
*Ark - 10/5	4	1	5	0	0	0	1	0	0
*at #10 LSU - 10/12	2	2	4	0	0	0	0	0	0
*at #14 Mizzou - 10/19	1	2	3	0	0	0	2	0	0
*vs. UGA - 11/2	8	1	9	0	0	0	0	0	0
*Vandy - 11/9	0	2	2	0	0	0	1	0	0
*at #11 SC - 11/16	0	2	2	0	0	0	1	0	0
*GS - 11/23	2	1	3	0	0	0	1	0	0
*#2 FSU - 11/30	3	0	3	0	0	0	1	0	0
2013 Totals	26	12	38	0	0	3	11	0	0

2014 (12 GP/12 GS*) Defensive Stats

OPPONENT	U	A	T	TFL	SK	INT	PB	FR	FF
*E.Mich - 9/6	1	1	2	0	0	0	1	0	0
*Kentucky - 9/13	2	3	5	0	0	0	4	0	0
*at #3 Bama - 9/20	3	3	6	1	0	0	0	1	0
*at Tenn - 10/4	2	0	2	0	0	1	1	0	0
*LSU - 10/11	1	3	4	0	0	0	0	0	0
*Missouri - 10/18	2	1	3	0	0	0	1	0	0
*vs. #9 UGA - 11/1	4	4	8	0	0	0	2	0	0
*at Vandy - 11/8	3	1	4	0	0	1	1	1	0
*SC - 11/15	4	1	5	1	0	0	0	0	0
*E.Kty - 11/22	1	2	3	0	0	0	2	0	0
*at #3 FSU - 11/29	3	0	3	0	0	0	1	0	0
*vs. ECU - 1/3	5	0	5	0	0	1	0	0	0
2014 Totals	31	19	50	2	0	3	13	2	0

Defensive Career Totals

	U	A	T	TFL	SK	INT	PB	FR	FF
24 GP/22 GS	57	31	88	2	0	6	24	2	0

53 KAVARIS HARKLESS RS-FRESH // 6-5 // 300
Jacksonville, Fla. // Trinity Christian Academy // Offensive Line



2014: Did not see any game action and redshirted... Enrolled in January of 2014.

PRIOR TO FLORIDA: Named to the 2013 Class 3A First Team Offense... High school teammate of current Gator Nick Washington...Helped Trinity Christian to the 2013 FHSAA Class 3A State Championship and a 12-1 season...Defeated Clearwater Christian by a score of 34-7 in the state title game...Coached by Verlon Dorminey.

26 MARCELL HARRIS

Orlando, Fla. // Dr. Phillips // Defensive Back

RS-SOPH // 6-1 // 211



2014: Played in all 12 games on the season as a key member of several special teams' units and as a reserve at safety...Toted seven tackles on the season...Earned the Hard Hat award for his performance against Kentucky and against Georgia...**2013:** Did not see any action and red-shirted.

PRIOR TO FLORIDA: Selected to the 2013 Under Armour All-American Game...In just eight games during his senior season, tallied 52 tackles and eight pass breakups...Participated in "The Opening", an all-star summer prospect camp held on the Nike Campus, as well as Gridiron Kings...His father, Mike Harris, was a Florida defensive back between 1994 and 1997...Chose Florida over Texas, Florida State, Oklahoma, Auburn, Miami, South Carolina, N.C. State, Notre Dame and LSU...Coached by Rodney Wells.

HARRIS' CAREER HIGHS

Tackles: 2 (2x, last ECU, 2014)

2014 (12 GP/0 GS*) Defensive Stats

OPPONENT	U	A	T	TFL	SK	INT	PB	FR	FF
E.Mich - 9/6	0	1	1	0	0	0	0	0	0
Kentucky - 9/13	0	0	0	0	0	0	0	0	0
at #3 Bama - 9/20	0	0	0	0	0	0	0	0	0
at Tenn - 10/4	0	0	0	0	0	0	0	0	0
LSU - 10/11	0	0	0	0	0	0	0	0	0
Missouri - 10/18	0	0	0	0	0	0	0	0	0
vs. #9 UGA - 11/1	2	0	2	0	0	0	0	0	0
at Vandy - 11/8	0	0	0	0	0	0	0	0	0
SC - 11/15	0	1	1	0	0	0	0	0	0
E.Kty - 11/22	1	1	2	0	0	0	0	0	0
at #3 FSU - 11/29	1	0	1	0	0	0	0	0	0
vs. ECU - 1/3	0	0	0	0	0	0	0	0	0
2014 Totals	4	3	7	0	0	0	0	0	0

Defensive Career Totals	U	A	T	TFL	SK	INT	PB	FR	FF
12 GP/0 GS	4	3	7	0	0	0	0	0	0

3 TREON HARRIS

Miami, Fla. // Booker T. Washington // Quarterback

SOPH // 5-11 // 195



2014: Started the final six games of the season at quarterback and had a 4-2 record, including an upset win over No. 9 Georgia in his first career start...Played in nine games overall in his true freshman season...Named to the SEC All-Freshman Team after throwing for 1,019 yards with nine touchdowns...Also rushed for 338 yards with three touchdowns on the ground...Recorded three touchdown passes of at least 70 yards on the season...Had 14 rushes of 10-or-more yards, tied for second-most on the team...Earned SEC Freshman of the Week honors after leading the

Gators to a win at Vanderbilt, throwing for 215 yards while rushing for 49 yards and two scores...Named the team's Offensive Player of the Game against Vanderbilt...Led the team in rushing yards twice, against South Carolina (111 yards) and Florida State (41)...Just the third quarterback since 1996 to rush for over 100 yards in a game, joining Tim Tebow and Jeff Driskel...In his Gator debut, he completed 2-of-2 passing attempts with both being touchdown passes, of 70 and 78 yards...Led UF to a nine-point comeback win at Tennessee, engineering two scoring drives in the fourth quarter.

PRIOR TO FLORIDA: Led Booker T. Washington to Class 4A state championships in 2012 and 2013 and a runner-up finish in 2011...Selected to play in the U.S. Army All-American Bowl...Completed 126-of-213 passes for 2,113 yards and 28 touchdowns while throwing just four interceptions as a senior...Scored another nine TDs on the ground while rushing for 633 yards...Threw for 2,461 yards

as a junior, completing 140-of-221 passes for 33 touchdowns and being intercepted just six times...Rushed for another 16 touchdowns and 819 yards...As a sophomore, threw 14 touchdowns and seven interceptions while completing 88-of-148 passes for 1,320 yards...Ran for 17 touchdowns and 892 yards as a sophomore...Coached by Tim Harris.

HARRIS' CAREER HIGHS

Pass Attempts: 32 (FSU, 2014)
 Pass Completions: 13 (2x, last FSU, 2014)
 Passing Yards: 215 (Vanderbilt, 2014)
 Passing TDs: 2 (3x, last ECU, 2014)
 Long Pass: 86 (ECU, 2014)
 Interceptions: 2 (FSU, 2014)

Rushes: 20 (South Carolina, 2014)
 Rush Yards: 111 (South Carolina, 2014)
 Long Rush: 33 (Vanderbilt, 2014)
 Rush TDs: 2 (Vanderbilt, 2014)

2014 (9 GP/6 GS*) Passing

OPPONENT	Att	Comp	Yds	Pct	TD	INT	Lg	Rate
E.Mich - 9/6	2	2	148	100.00%	2	0	78	1051.6
Kentucky - 9/13	DNP							
at #3 Bama - 9/20	DNP							
at Tenn - 10/4	4	2	17	50.00%	0	0	12	85.7
LSU - 10/11	DNP							
Missouri - 10/18	12	8	98	66.70%	1	1	34	146.1
*vs. #9 UGA - 11/1	6	3	27	50.00%	0	0	13	87.8
*at Vandy - 11/8	21	13	215	61.90%	0	0	60	147.9
*SC - 11/15	11	5	60	45.50%	1	0	32	121.3
*E.Kty - 11/22	12	4	162	33.30%	2	0	70	201.7
*at #3 FSU - 11/29	32	13	169	40.60%	1	2	42	82.8
*vs. ECU - 1/3	11	5	123	45.50%	2	1	86	181.2
2014 Totals	111	55	1019	49.50%	9	4	86	146.2

Passing Career Totals	Att	Comp	Yds	Pct	TD	INT	Lg	Rate
9 GP/6 GS	111	55	1019	49.50%	9	4	86	146.2

2014 (9 GP/6 GS*) Rushing

OPPONENT	No	Yds	Avg	TD	Lg
E.Mich - 9/6	3	1	0.3	0	1
Kentucky - 9/13					
at #3 Bama - 9/20					
at Tenn - 10/4	4	24	6	0	10
LSU - 10/11					
Missouri - 10/18	8	26	3.3	1	10
*vs. #9 UGA - 11/1	6	37	6.2	0	12
*at Vandy - 11/8	10	49	4.9	2	33
*SC - 11/15	20	111	5.6	0	22
*E.Kty - 11/22	5	8	1.6	0	6
*at #3 FSU - 11/29	9	41	4.6	0	14
*vs. ECU - 1/3	10	41	4.1	0	24
2014 Totals	75	338	4.5	3	33

Rushing Career Totals	No	Yds	Avg	TD	Lg
9 GP/6 GS	75	338	4.5	3	33

24 CASE HARRISON

RS-SOPH // 6-0 // 198

Gainesville, Fla. // Gainesville // Wide Receiver, Running Back



2014: Did not see any game action...Named the Special Teams Scout Team Player of the Week for Eastern Michigan...Named to the SEC Academic Honor Roll...**2013:** Did not see any action and redshirted...Earned the Most Valuable Defensive Scout Team Award.

PRIOR TO FLORIDA: As a senior, named First Team All-Area...Best performances came when he collected six catches for 113 yards with one touchdown and another game with five catches for 170 yards and three touchdowns...Was awarded 'Most Determined' and also achieved an academic award...Was an AP scholar and a Cambridge Scholar...Chose Florida over Mercer and Yale...Coached by James Thomson.

37 MARK HERNDON

SENIOR // 5-9 // 198

Ocala, Fla. // Forest // Running Back



2014: Played in the first three games before a season-ending injury...A starter on special teams and backup at running back...Rushed three times for 11 yards in the opener, and also caught career-long 78-yard pass for a touchdown...Earned the team's Gene Elleson Community Service Award...**2013:** Played in all 12 games, serving as a key member on special teams and a backup at running back...Had four carries for 32 yards and one catch for 4 yards on the season...Also had two tackles on special teams, one each against Toledo and Arkansas...Won the team's Gene Elleson Community Service Award...Named to the SEC Academic Honor Roll...**2012:** Saw action in six games, mostly on special teams...Named the Scout Team Player of the Week for the South Carolina game and Special Teams Scout Player of the Week for BGSU and Tennessee...Named to the SEC First-Year Academic Honor Roll.

PRIOR TO FLORIDA: Was named the District 7 MVP and Offensive Player of the Year during his senior season...Overall, rushed for 1,600 yards on 165 carries for 19 touchdowns...Chose Florida over Miami, Fresno State and FAU.

HERNDON'S CAREER HIGHS

Rushes: 4 (Toledo, 2013) Catches: 1 (2x, last EMU, 2014)
 Rush Yards: 32 (Toledo, 2013) Receiving Yards: 78 (EMU, 2014)
 Long Rush: 17 (Toledo, 2013) Long Catch: 78 (EMU, 2014)
 Receiving TDs: 1 (EMU, 2014)

2012 (6 GP/0 GS*) OPPONENT	Rushing					Receiving				
	No	Yds	Avg	TD	Lg	No	Yds	Avg	TD	Lg
BGSU - 9/1	0	0	0	0	0	0	0	0	0	0
at TAMU - 9/8	DNP									
at #23 Tenn - 9/15	DNP									
Kty - 9/22	0	0	0	0	0	0	0	0	0	0
#4 LSU - 10/6	DNP									
at Vandy - 10/13	DNP									
#9 SC - 10/20	0	0	0	0	0	0	0	0	0	0
vs. #12 UGA - 10/27	DNP									
Mizzou - 11/3	DNP									
Louisiana - 11/10	0	0	0	0	0	0	0	0	0	0
Jack St - 11/17	0	0	0	0	0	0	0	0	0	0
at #10 FSU - 11/24	DNP									
#21 Louisville 1/2/13	0	0	0	0	0	0	0	0	0	0
2012 Totals	0	0	0	0	0	0	0	0	0	0

2013 (12 GP/0 GS*) OPPONENT	Rushing					Receiving				
	No	Yds	Avg	TD	Lg	No	Yds	Avg	TD	Lg
Toledo - 8/31	4	32	8	0	17	0	0	0	0	0
at #24 Miami - 9/7	0	0	0	0	0	0	0	0	0	0
Tenn - 9/21	0	0	0	0	0	0	0	0	0	0
at Kty - 9/28	0	0	0	0	0	0	0	0	0	0
Ark - 10/5	0	0	0	0	0	0	0	0	0	0
at #10 LSU - 10/12	0	0	0	0	0	0	0	0	0	0
at #14 Mizzou - 10/19	0	0	0	0	0	1	4	4	0	4
vs. UGA - 11/2	0	0	0	0	0	0	0	0	0	0
Vandy - 11/9	0	0	0	0	0	0	0	0	0	0
at #11 SC - 11/16	0	0	0	0	0	0	0	0	0	0
GS - 11/23	0	0	0	0	0	0	0	0	0	0
#2 FSU - 11/30	0	0	0	0	0	0	0	0	0	0
2013 Totals	4	32	8	0	17	1	4	4	0	4

2014 (3 GP/0 GS*) OPPONENT	Rushing					Receiving				
	No	Yds	Avg	TD	Lg	No	Yds	Avg	TD	Lg
E.Mich - 9/6	3	11	3.7	0	9	1	78	78.0	1	78
Kentucky - 9/13	0	0	0	0	0	0	0	0.0	0	0
at #3 Bama - 9/20	0	0	0	0	0	0	0	0.0	0	0
2014 Totals	3	11	3.7	0	9	1	78	78.0	1	78

Career Totals 21 GP/0 GS	Rushing					Receiving				
	No	Yds	Avg	TD	Lg	No	Yds	Avg	TD	Lg
	7	43	6.1	0	17	2	82	41.0	1	78

55 THOMAS HOLLEY

RS-FRESH // 6-3 // 320

Brooklyn, N.Y. // Lincoln // Defensive Line



2014: Did not see any game action and redshirted after having surgery during August camp.

PRIOR TO FLORIDA: Helped lead Lincoln to an undefeated 2013 season and to the Public Schools Athletic League City Championships...Participated in the 2014 Under Armour All-American Game...Holley compiled 60 tackles, seven sacks and a fumble recovery during his senior campaign...Played in five games as a junior, his first year playing football, and recorded 10 tackles, one sack and a fumble recovery that he returned for a touchdown...Was a major college basketball recruit in middle school...Chose to attend Florida over 20-plus schools including: Alabama, Clemson, Florida State, NC State, Ohio State, Penn State and Vanderbilt...Coached by Shawn O'Connor.

39 MICHAEL IORIO

RS-SOPH // 5-10 // 194

Nokomis, Fla. // Venice // Defensive Back



2014: Did not see any game action...Named to the SEC Academic Honor Roll...**2013:** Did not see any game action and redshirted...Named to the SEC Academic Honor Roll.

PRIOR TO FLORIDA: Played both football and baseball in high school, serving as a team captain for both his senior year...Won the 2012 baseball state championship...Awarded his football team's academic award and baseball's grinder award...Ranked in the top five percent of his senior class...Named to the National Honor Society for the 2011-12 year...Coached in high school by John Peacock.

91 **JOEY IVIE, IV**
Dade City, Fla. // Pasco // Defensive Line

JUNIOR // 6-3 // 295



2014: Played in all 12 games as a member of the defensive line rotation...Earned his first career start in the bowl win over East Carolina... Posted a career-high six tackles against Eastern Kentucky, including his first career sack...Named to the SEC Academic Honor Roll...**2013:** True freshman saw action in three of the final five games...Totaled three tackles, all against Georgia Southern, while seeing time in the defensive line rotation...Named to the SEC Academic Honor Roll...Enrolled in January of 2013.

PRIOR TO FLORIDA: Could play both end and tackle...Named the 12th best defensive lineman at the Rivals/VTO camp in May...Had eight sacks and forced two fumbles as a junior for the Pirates... He earned first-team honors from the Sunshine Athletic Conference...Chose UF over offers from 23 other schools, including Florida State, Miami and Tennessee. Coached by Tom McHugh.

IVIE'S CAREER HIGHS

Tackles: 6 (EKU, 2014) Sacks: 1 (EKU, 2014)

2013 (3 GP/0 GS*) Defensive Stats

OPPONENT	U	A	T	TFL	SK	INT	PB	FR	FF
Toledo - 8/31	DNP								
at #24 Miami - 9/7	DNP								
Tenn - 9/21	DNP								
at Kty - 9/28	DNP								
Ark - 10/5	DNP								
at #10 LSU - 10/12	DNP								
at #14 Mizzou - 10/19	DNP								
vs. UGA - 11/2	0	0	0	0	0	0	0	0	0
Vandy - 11/9	0	0	0	0	0	0	0	0	0
at #11 SC - 11/16	DNP								
GS - 11/23	1	2	3	0	0	0	0	0	0
#2 FSU - 11/30	DNP								
2013 Totals	1	2	3	0	0	0	0	0	0

2014 (12 GP/1 GS*) Defensive Stats

OPPONENT	U	A	T	TFL	SK	INT	PB	FR	FF
E.Mich - 9/6	0	1	1	0	0	0	0	0	0
Kentucky - 9/13	0	0	0	0	0	0	0	0	0
at #3 Bama - 9/20	2	3	5	0	0	0	0	0	0
at Tenn - 10/4	1	2	3	0	0	0	0	0	0
LSU - 10/11	1	0	1	0	0	0	0	0	0
Missouri - 10/18	0	1	1	0	0	0	0	0	0
vs. #9 UGA - 11/1	1	0	1	1	0	0	0	0	0
at Vandy - 11/8	0	2	2	0	0	0	0	0	0
SC - 11/15	0	2	2	0	0	0	0	0	0
E.Kty - 11/22	2	4	6	1	1	0	0	0	0
at #3 FSU - 11/29	0	1	1	0	0	0	0	0	0
*vs. ECU - 1/3	1	0	1	1	0	0	1	0	0
2014 Totals	8	16	24	3	1	0	1	0	0

Defensive Career Totals	U	A	T	TFL	SK	INT	PB	FR	FF
15 GP/1 GS	9	18	27	3	1	0	1	0	0

22 **ADAM LANE**
Winter Haven, Fla. // Winter Haven // Running Back

RS-SOPH // 5-7 // 226



2014: Played in seven games on the season and rushed for 181 yards on 24 carries (7.5 average) with one touchdown...Saw limited action until the final game, when he was named the MVP of the Birmingham Bowl, having a breakout game with 109 rushing yards and a touchdown...Also led the team in rushing against Eastern Kentucky with 60 yards...**2013:** Did not see action in any games and redshirted... Earned Most Valuable Defensive Scout Team Award.

PRIOR TO FLORIDA: Had 1,624 yards and 12 touchdowns as a senior...Named the PolkPreps.com Large Schools Offensive Player of the Year...Attended the Tampa Combine...Ran for 1,000 yards on just 80 carries (12.5 yards per carry) as a sophomore...Missed his junior season because of an ankle injury... Nicknamed "Night Time"...Chose Florida over Alabama, South Florida, Rutgers, South Carolina and Florida State...Coached by Charlie Tate.

LANE'S CAREER HIGHS

Rushes: 16 (ECU, 2014) Rush Yards: 109 (ECU, 2014)
Rush TDs: 1 (ECU, 2014) Long Rush: 48 (ECU, 2014)

2014 (7 GP/0 GS*) Rushing

OPPONENT	No	Yds	Avg	TD	Lg
E.Mich - 9/6	DNP				
Kentucky - 9/13	DNP				
at #3 Bama - 9/20	DNP				
at Tenn - 10/4	0	0	0	0	0
LSU - 10/11	0	0	0	0	0
Missouri - 10/18	DNP				
vs. #9 UGA - 11/1	DNP				
at Vandy - 11/8	3	12	4	0	8
SC - 11/15	0	0	0	0	0
E.Kty - 11/22	5	60	12	0	29
at #3 FSU - 11/29	0	0	0	0	0
vs. ECU - 1/3	16	109	6.8	1	48
2014 Totals	24	181	7.5	1	48

Rushing Career Totals	No	Yds	Avg	TD	Lg
7 GP/0 GS	24	181	7.5	1	48

80 C'YONTAI LEWIS

RS-FRESH // 6-4 // 228

Tuscaloosa, Ala. // Northridge // Tight End



2014: Did not see any game action and redshirted.

PRIOR TO FLORIDA: As a senior, caught 45 passes for 703 yards and scored 10 touchdowns...Also played safety, linebacker, defensive end and kick returner...Notched 78 tackles, including 45 solo, in 2013...Snagged three interceptions, notched a safety and recovered a fumble as a senior... Recorded 313 yards and four touchdowns as a junior at Northridge...Also played basketball...Coached by Steve Birmingham.

20 DARIUS MASLINE

RS-JUNIOR // 5-8 // 175

Jacksonville, Fla. // Raines // Running Back



2014: Saw his first career action in the opener against Eastern Michigan and rushed for 25 yards on seven carries...**2013:** Did not see any game action...Named to the SEC Academic Honor Roll...**2012:** Walked onto the team prior to the start of the 2012 season...Did not see any game action...Was recognized as the Special Teams Scout Player of the Week for the Texas A&M game...Earned Offensive Scout Team Player of the Week honors for the Vanderbilt game.

PRIOR TO FLORIDA: Was named to the 2012 All-Duval Academic Football Team...Played basketball and was a member of the track and field team at Raines.

20 MARCUS MAYE

RS-JUNIOR // 6-0 // 207

Melbourne, Fla. // Holy Trinity Episcopal // Defensive Back



2014: Played in 11 games and started nine times...Played both safety and nickel positions...Totaled 62 tackles on the year, third-most on the team and most among defensive backs...Recorded a team-leading 12 red zone defensive plays...Had five-or-more tackles in nine of 11 games... Named the Special Teams Player of the Game against Tennessee...Led the team in tackles against Vanderbilt (6 tackles) and East Carolina (8)... Had a career-high nine tackles against Kentucky...**2013:** Played in all 12 games and made two starts at safety...Recorded 16 tackles on the year with 1.0 tackle-for-loss...Had his first career interception against Tennessee and returned it 30 yards...Also a key member on special teams, recording four special teams tackles on the season...**2012:** Did not see game action and redshirted.

PRIOR TO FLORIDA: Rated a four-star prospect by ESPN, Scout.com and Rivals.com...The No. 5 safety in the country and the No. 70 player overall by Rivals.com...Ranked the No. 13 player in the state of Florida by Rivals.com...Competed in the Under Armour All-America Game...Recorded four interceptions and 45 tackles during his senior season at Holy Trinity...Also played running back for the Tigers, rushing for 712 yards and nine touchdowns as a senior...Against Heritage, Maye went 3-for-3 passing for 63 yards and two touchdowns, his only passing attempts of the season...Chose Florida over Alabama, Auburn, Florida State and LSU...Coached by Mark Ainsley.

MAYE'S CAREER HIGHS

Tackles: 9 (Kentucky, 2014) Forced Fumbles: 1 (2x, last ECU, 2014)
Interceptions: 1 (2x, last Missouri, 2014)

2013 (12 GP/2 GS*) Defensive Stats

OPPONENT	U	A	T	TFL	SK	INT	PB	FR	FF
*Toledo - 8/31	1	0	1	0	0	0	0	0	0
*at #24 Miami - 9/7	3	1	4	1	0	0	0	0	0
Tenn - 9/21	0	0	0	0	0	1	0	0	0
at Kty - 9/28	0	0	0	0	0	0	0	0	0
Ark - 10/5	1	0	1	0	0	0	0	0	0
at #10 LSU - 10/12	1	3	4	0	0	0	0	0	0
at #14 Mizzou - 10/19	0	0	0	0	0	0	0	0	0
vs. UGA - 11/2	1	0	1	0	0	0	0	0	0
Vandy - 11/9	0	0	0	0	0	0	0	0	0
at #11 SC - 11/16	0	0	0	0	0	0	0	0	0
GS - 11/23	1	0	1	0	0	0	0	0	0
#2 FSU - 11/30	3	1	4	0	0	0	0	0	0
2013 Totals	11	5	16	1	0	1	0	0	0

2014 (11 GP/9 GS*) Defensive Stats

OPPONENT	U	A	T	TFL	SK	INT	PB	FR	FF
E.Mich - 9/6	DNP								
*Kentucky - 9/13	5	4	9	1	0	0	1	0	0
*at #3 Bama - 9/20	3	2	5	0	0	0	0	0	1
at Tenn - 10/4	3	1	4	0	0	0	0	0	0
*LSU - 10/11	2	3	5	0	0	0	0	0	0
*Missouri - 10/18	1	1	2	0.5	0	1	0	0	0
*vs. #9 UGA - 11/1	4	2	6	0	0	0	1	0	0
*at Vandy - 11/8	6	0	6	0	0	0	0	0	0
*SC - 11/15	1	4	5	0	0	0	1	0	0
*E.Kty - 11/22	2	5	7	0.5	0	0	0	0	1
*at #3 FSU - 11/29	4	1	5	1	0	0	0	0	0
vs. ECU - 1/3	7	1	8	0	0	0	2	0	0
2014 Totals	38	24	62	3	0	1	5	0	2

Defensive Career Totals

	U	A	T	TFL	SK	INT	PB	FR	FF
23 GP/11 GS	49	29	78	4	0	2	5	0	2

14 ALEX McCALISTER RS-JUNIOR // 6-6 // 239
Clemmons, N.C. // West Forsyth // RUSH



2014: Played in all 12 games on the season and was a key member of the defensive line rotation...Totaled 23 tackles on the season, including 9.0 tackles-for-loss...Finished second on the team with 6.0 sacks...Led the team with 2.5 tackles-for-loss against LSU and 3.0 TFL against Eastern Kentucky...**2013:** Played in six games on the season, seeing time as a reserve on the defensive line and on special teams...Missed time due to injury during the season...Totaled three tackles...**2012:** Did not see game action and redshirted...Named the Defensive Scout Team Player of the Week against Vanderbilt, South Carolina and Kentucky.

PRIOR TO FLORIDA: A four-star prospect by ESPN.com...The No. 14 prospect in the state of North Carolina according to Rivals.com...Also rated the No. 26 Weakside Defensive End in the nation by Rivals.com...Selected to the AP All-State First Team as a senior... Chose Florida over Georgia Tech, Georgia, North Carolina and South Carolina among others...Coached by Adrian Snow.

MCCALISTER'S CAREER HIGHS

Tackles: 4 (LSU, 2014)
Sacks: 2 (EKU, 2014)
Forced Fumbles: 1 (EKU, 2014)

2013 (6 GP/0 GS*) Defensive Stats

OPPONENT	U	A	T	TFL	SK	INT	PB	FR	FF
Toledo - 8/31	0	0	0	0	0	0	0	0	0
at #24 Miami - 9/7	0	0	0	0	0	0	0	0	0
Tenn - 9/21	DNP								
at Kty - 9/28	DNP								
Ark - 10/5	DNP								
at #10 LSU - 10/12	DNP								
at #14 Mizzou - 10/19	0	0	0	0	0	0	0	0	0
vs. UGA - 11/2	DNP								
Vandy - 11/9	DNP								
at #11 SC - 11/16	0	0	0	0	0	0	0	0	0
GS - 11/23	1	1	2	0	0	0	0	0	0
#2 FSU - 11/30	1	0	1	0	0	0	0	0	0
2013 Totals	2	1	3	0	0	0	0	0	0

2014 (12 GP/0 GS*) Defensive Stats

OPPONENT	U	A	T	TFL	SK	INT	PB	FR	FF
E.Mich - 9/6	2	1	3	1	1	0	0	0	0
Kentucky - 9/13	1	2	3	0	0	0	1	0	0
at #3 Bama - 9/20	1	1	2	1	1	0	0	0	0
at Tenn - 10/4	1	1	2	0.5	0.5	0	0	0	0
LSU - 10/11	2	2	4	2.5	1.5	0	0	0	0
Missouri - 10/18	1	1	2	0	0	0	0	0	0
vs. #9 UGA - 11/1	0	0	0	0	0	0	0	0	0
at Vandy - 11/8	0	1	1	0	0	0	0	0	0
SC - 11/15	0	0	0	0	0	0	0	0	0
E.Kty - 11/22	3	0	3	3	2	0	0	0	1
at #3 FSU - 11/29	1	0	1	0	0	0	0	0	0
vs. ECU - 1/3	2	0	2	0	0	0	0	0	0
2014 Totals	13	9	23	8	6	0	1	0	1

Defensive Career Totals	U	A	T	TFL	SK	INT	PB	FR	FF
18 GP/0 GS	15	10	26	8	6	0	1	0	1

83 JAKE McGEE RS-SENIOR // 6-6 // 249
Richmond, Va. // Collegiate School/Virginia // TIGHT END



Transferred to Florida in the summer of 2014 after graduating from Virginia, where he played for three seasons...**2014:** Suffered a season-ending injury in the first half of the season opener...Received a medical waiver and redshirted.

PRIOR TO FLORIDA: (at Virginia) **2013:** Appeared in 11 of 12 games with three starts...Missed the Georgia Tech game with an injury...Led the Cavaliers with 43 receptions and 395 receiving yards...Caught at least one pass in all 11 games in which he appeared...26 of his 43 receptions (60.5 percent) went for a first down or a touchdown, or both...Had a career-high eight receptions against then-No. 2 Oregon and later equaled that with eight receptions at Maryland...Had a career-high 114 receiving yards against Maryland...Was the first UVa tight end to surpass 100 receiving yards in a game since Tom Santi had 128 yards receiving against Minnesota in the 2005 Music City Bowl...Caught touchdowns against VMI and Maryland...**2012:** Appeared in all 12 games with three starts...Had five touchdown receptions, which tied for No. 5 all-time at UVa by a TE...Made four catches for 99 yards and game-winning TD versus Penn State with 1:28 left...Made first career start at Georgia Tech and caught a TD...Caught four passes for 26 yards, including game-winning TD with six seconds left vs. Miami...**2011:** Appeared in all 13 of Virginia's games...Had eight tackles on special teams...**2010:** Redshirted...Moved from QB to TE during preseason camp.

PREP: VIS first-team all-state quarterback/defensive back...Richmond Times-Dispatch first-team All-Metro quarterback... first-team All-Prep League...Led Collegiate to back-to-back VIS Division I state titles (2008 & 2009)...Beat Liberty Christian in championship game by tallying seven touchdowns (four pass, three rush)...Also played safety...Threw for 3,007 yards and 34 touchdowns on 212-of-348 passing as a senior...Rushed for 576 yards and 11 scores as a senior...Made 60 solo tackles at free safety in 2009...Also played basketball at Collegiate...Played for head coach Mark Palyo at Collegiate.

MCGEE'S CAREER HIGHS (at Virginia)

Catches: 8 (2x, last Maryland, 2013) Receiving Yards: 114 (Maryland, 2013)
Touchdowns: 1 (7x, last Maryland, 2013) Long Catch: 44 (Penn St., 2012)

2011 (13 GP/0 GS*) Receiving (at Virginia)

	No	Yds	Avg	TD	Lg
2011 Totals	0	0	0.0	0	0

2012 (12 GP/3 GS*) Receiving (at Virginia)

OPPONENT	No	Yds	Avg	TD	Lg
Richmond - 9/1	2	23	11.5	0	17
Penn St - 9/8	4	99	24.8	1	44
*at GT - 9/15	3	25	8.3	1	19t
at TCU - 9/22	2	14	7.0	0	7
La Tech - 9/29	4	41	10.3	1	14
*at Duke - 10/6	2	37	18.5	0	25
*Maryland - 10/13	2	24	12.0	1	24t
WF - 10/20	1	31	31.0	0	31
at NCSU - 11/3	0	0	0.0	0	0
Miami - 11/10	4	26	6.5	1	10t
UNC - 11/15	3	46	15.3	0	23
at VT - 11/24	1	8	8.0	0	8
2012 Totals	28	374	13.4	5	44

2013 (11 GP/3 GS*) Receiving (at Virginia)

OPPONENT	No	Yds	Avg	TD	Lg
BYU - 8/31	3	9	3.0	0	5
Oregon - 9/7	8	53	6.6	0	11
VMI - 9/21	3	19	6.3	1	11
at Pitt - 9/28	2	10	5.0	0	10
*Ball St - 10/5	3	28	9.3	0	19
*at Maryland - 10/12	8	114	14.3	1	38
Duke - 10/19	4	32	8.0	0	10
GT - 10/26	DNP				
Clemson - 11/2	2	12	6.0	0	7
*at UNC - 11/9	3	28	9.3	0	11
at Miami - 11/23	3	25	8.3	0	17
VT - 11/30	4	65	16.3	0	38
2013 Totals	43	395	9.2	2	38

Receiving Career Totals	No	Yds	Avg	TD	Lg
36 GP/6 GS	71	769	10.8	7	44

2014 (6 GP/0 GS*) Defensive Stats

OPPONENT	U	A	T	TFL	SK	INT	PB	FR	FF
E.Mich - 9/6	2	0	2	1	0	0	0	1	0
Kentucky - 9/13	DNP								
at #3 Bama - 9/20	0	0	0	0	0	0	0	0	0
at Tenn - 10/4	0	0	0	0	0	0	0	0	0
LSU - 10/11	DNP								
Missouri - 10/18	DNP								
vs. #9 UGA - 11/1	DNP								
at Vandy - 11/8	0	0	0	0	0	0	0	0	0
SC - 11/15	DNP								
E.Kty - 11/22	1	3	4	0	0	0	0	0	0
at #3 FSU - 11/29	DNP								
vs. ECU - 1/3	2	3	5	0	0	0	0	0	0
2014 Totals	5	6	11	1	0	0	0	1	0

Defensive Career Totals	U	A	T	TFL	SK	INT	PB	FR	FF
13 GP/0 GS	7	6	13	1	0	0	0	1	0

13

DANIEL
McMILLIAN

Jacksonville, Fla. // First Coast // Linebacker

JUNIOR // 6-1 // 219



2014: Played in six games, seeing action on special teams and as a reserve linebacker...Totaled 11 tackles on the year...Had a career-high five tackles in the bowl victory over East Carolina...**2013:** Played in nine games as a true freshman, mostly seeing action on special teams...Recorded two tackles on kickoff coverage.

PRIOR TO FLORIDA: Led First Coast to a 10-1 record in 2012...According to MaxPreps, totaled 97 tackles (67 solo), 2.0 sacks, 3 interceptions and 2 fumble recoveries as a senior...Recorded 12 sacks, nine forced fumbles during his junior year...Led First Coast to a 13-1 season and berth in the Class 7A state championship game in 2011...Participated in the U.S. Army All-American Bowl... Chose Florida over Alabama, Clemson, Florida State and many others...Coached by Marty Lee.

McMILLIAN'S CAREER HIGHS

Tackles: 5 (ECU, 2014)

2013 (9 GP/0 GS*) Defensive Stats

OPPONENT	U	A	T	TFL	SK	INT	PB	FR	FF
Toledo - 8/31	DNP								
at #24 Miami - 9/7	0	0	0	0	0	0	0	0	0
Tenn - 9/21	DNP								
at Kty - 9/28	0	0	0	0	0	0	0	0	0
Ark - 10/5	0	0	0	0	0	0	0	0	0
at #10 LSU - 10/12	0	0	0	0	0	0	0	0	0
at #14 Mizzou - 10/19	0	0	0	0	0	0	0	0	0
vs. UGA - 11/2	1	0	1	0	0	0	0	0	0
Vandy - 11/9	0	0	0	0	0	0	0	0	0
at #11 SC - 11/16	1	0	1	0	0	0	0	0	0
GS - 11/23	0	0	0	0	0	0	0	0	0
#2 FSU - 11/30	DNP								
2013 Totals	2	0	2	0	0	0	0	0	0

77

ANDREW
MIKE

Tucson, Ariz. // Sabino // Offensive Line

RS-FRESH // 6-6 // 302




2014: Did not see any game action and redshirted.

PRIOR TO FLORIDA: Played in the Semper Fi All-American Bowl in California...Named to the Arizona All-State Div. III First Team Offense as both a senior and junior...Led Sabino to a 9-3 record as a senior, 10-1 record as a junior and 11-2 record in 2011 as a sophomore...Also played some defense in high school...Chose Florida over Arkansas, Arizona, Nebraska and Washington...Coached by Jay Campos.

3 ANTONIO MORRISON

SENIOR // 6-1 // 229

Bellwood, Ill. // Bolingbrook // Linebacker



2014: Earned Second Team All-SEC honors by the leagues' coaches, the Associated Press and Phil Steele...Selected as a team captain for the season by his teammates...Led the Gators with 101 tackles on the season...First UF player to have 100 tackles since Ahmad Black in 2010, and the first linebacker to post 100 tackles since Brandon Spikes had 131 in 2007...Recorded 14 stops on third down that prevented the opponent from gaining a first down, tied for the most on the team...Led the team in tackles six times, against Kentucky (10 tackles), Alabama (10), Tennessee (11), LSU (14), Georgia (15) and South Carolina (16)...Earned the Chris Patrick Courage Award, Iron Gator Strength & Conditioning Award, Greg See Tenacity Award and James W. Kynes Award (best mental/physical toughness)... Named to the SEC Academic Honor Roll...**2013:** Played in eight games with seven starts...Missed the final three games due to injury...According to coaches' film breakdown, finished with 77 tackles on the season, including 3 tackles-for-loss...Second on the team in total tackles...Had a season high 12 tackles at LSU...Had 10 tackles against Vanderbilt...Was the team's leading tackler against Miami (7), LSU and Vanderbilt...Named to the SEC Academic Honor Roll...**2012:** Played in all 13 games as a true freshman, making four starts...Named to the 2012 SEC Coaches' All-Freshman Team and named to the SEC Academic Honor Roll...Finished eighth on the team in tackles with 34...Led the team in tackles (8) against Vanderbilt...Recorded the first quarterback hurry of his career against Tennessee while tallying five tackles (1.0 TFL) against the Vols...Finished with the second-most tackles (6) among all Gators against Texas A&M...Was instrumental in the win over Florida State with four tackles, including his first sack and first forced fumble, which UF recovered and scored to take the lead on the very next play.

PRIOR TO FLORIDA: Rated a four-star prospect, the No. 5 recruit in Illinois and the No. 10 inside linebacker nationally by Rivals.com...Ranked as the top linebacker prospect in the Midwest by Tom Lemming and the No. 204 player overall in the nation by Rivals.com...Named a High School All-American by USA Today (2nd Team LB), ESPN (3rd Team LB) and Sports Illustrated (Honorable Mention LB)...Selected to the ESPN High School Illinois All-State team...Led Bolingbrook to a 13-1 record and IHSA Class 8A State Championship as a senior, the school's first-ever state title...Had to miss the title game due to injury...Bolingbrook finished No. 36 in the nation in the final POWERADE FAB 50 rankings...Had 101 tackles, seven sacks, three forced fumbles and an interception as a junior at Bolingbrook...Selected to the 2011 Semper Fidelis All-American Bowl...Chose Florida over Alabama, Tennessee, Arizona and Purdue among others...Coached by John Ivlow.

MORRISON'S CAREER HIGHS

Tackles: 16 (South Carolina, 2014) Sacks: 1 (2x, last Tennessee, 2014)
 Forced Fumbles: 1 (3x, last Vanderbilt, 2014) Interceptions: 1 (Alabama, 2014)

2012 (13 GP/4 GS*) Defensive Stats

OPPONENT	U	A	T	TFL	SK	INT	PB	FR	FF
BGSU - 9/1	3	0	3	0	0	0	0	0	0
at TAMU - 9/8	5	1	6	0	0	0	0	0	0
*at #23 Tenn - 9/15	4	1	5	1	0	0	0	0	0
*Kty - 9/22	1	1	2	0	0	0	0	0	0
#4 LSU - 10/6	0	0	0	0	0	0	0	0	0
*at Vandy - 10/13	6	2	8	0	0	0	0	0	0
#9 SC - 10/20	0	0	0	0	0	0	0	0	0
vs. #12 UGA - 10/27	1	1	2	0	0	0	0	0	0
Mizzou - 11/3	0	0	0	0	0	0	0	0	0
Louisiana - 11/10	0	0	0	0	0	0	0	0	0
Jack St - 11/17	1	0	1	0	0	0	0	0	0
at #10 FSU - 11/24	3	1	4	1	1	0	0	0	1
*#21 Louisville 1/2/13	3	0	3	0	0	0	0	0	0
2012 Totals	27	7	34	2	1	0	0	0	1

2013 (8 GP/7 GS*) Defensive Stats

OPPONENT	U	A	T	TFL	SK	INT	PB	FR	FF
Toledo - 8/31	DNP								
at #24 Miami - 9/7	5	2	7	0	0	0	0	0	0
*Tenn - 9/21	6	0	6	0	0	0	0	0	0
*at Kty - 9/28	1	6	7	0	0	0	0	0	0
*Ark - 10/5	1	2	3	0	0	0	0	0	0
*at #10 LSU - 10/12	1	11	12	0	0	0	0	0	0
*at #14 Mizzou - 10/19	4	0	4	0	0	0	0	0	0
*vs. UGA - 11/2	4	3	7	0	0	0	0	0	0
*Vandy - 11/9	5	5	10	1	0	0	0	0	0
at #11 SC - 11/16	DNP								
GS - 11/23	DNP								
#2 FSU - 11/30	DNP								
2013 Totals	27	29	56	1	0	0	0	0	0

2014 (12 GP/12 GS*) Defensive Stats

OPPONENT	U	A	T	TFL	SK	INT	PB	FR	FF
*E.Mich - 9/6	0	1	1	0	0	0	0	1	0
*Kentucky - 9/13	2	8	10	0.5	0	0	0	0	0
*at #3 Bama - 9/20	3	7	10	1	0	1	0	0	0
*at Tenn - 10/4	5	6	11	2	1	0	0	0	0
*LSU - 10/11	3	11	14	0	0	0	0	0	0
*Missouri - 10/18	1	5	6	1	0	0	0	0	0
*vs. #9 UGA - 11/1	2	13	15	0	0	0	0	0	0
*at Vandy - 11/8	5	0	5	0	0	0	0	0	1
*SC - 11/15	4	12	16	0.5	0	0	0	0	0
*E.Kty - 11/22	2	3	5	0	0	0	1	0	0
*at #3 FSU - 11/29	3	2	5	1	0	0	0	0	0
*vs. ECU - 1/3	0	3	3	0	0	0	0	0	0
2014 Totals	30	71	101	6	1	1	1	1	1

Defensive Career Totals	U	A	T	TFL	SK	INT	PB	FR	FF
33 GP/23 GS	84	107	191	9	2	1	1	1	2

42 KEANU NEAL

JUNIOR // 6-1 // 216

Bushnell, Fla. // South Sumter // Safety



2014: Played in 10 games, starting eight times at safety...Injured against Georgia and missed the next two games (Vanderbilt, South Carolina)... Totaled 45 tackles on the season and racked second with three interceptions...Earned Honorable Mention CFPA Defensive Back of the Week honors after his performance at Alabama, leading the team with 10 tackles while forcing a fumble and returning a fumble 49 yards for a touchdown...Also led the team in tackles against Missouri (10 tackles) and East Carolina (8)... Named to the SEC Academic Honor Roll...**2013:**

Played in all 12 games as a true freshman...A key member on special teams who tied for the team lead with five special teams tackles...Also saw time as a backup at safety.

PRIOR TO FLORIDA: Totaled over 70 tackles and had four interceptions as a senior...All-State selection as a junior...Invited to "The Opening", an all-star summer prospect camp held on the Nike Campus...As a junior, Neal had 151 tackles (68 solo, 83 assists), four interceptions, one of which he returned 20 yards for a touchdown, as well as four forced fumbles, five pass deflections and one offensive touchdown as a goal-line fullback... Picked the Gators over offers from UCF, USF, Duke, Georgia Tech, Kentucky and South Carolina...Coached by Inman Sherman.

NEAL'S CAREER HIGHS

Tackles: 10 (2x, last Missouri, 2014) Forced Fumbles: 1 (Alabama, 2014)
 Interceptions: 2 (Kentucky, 2014)

2013 (12 GP/0 GS*) Defensive Stats

OPPONENT	U	A	T	TFL	SK	INT	PB	FR	FF
Toledo - 8/31	1	1	2	0	0	0	0	0	0
at #24 Miami - 9/7	0	0	0	0	0	0	0	0	0
Tenn - 9/21	0	0	0	0	0	0	0	0	0
at Kty - 9/28	0	0	0	0	0	0	0	0	0
Ark - 10/5	0	1	1	0	0	0	0	0	0
at #10 LSU - 10/12	0	0	0	0	0	0	0	0	0
at #14 Mizzou - 10/19	0	0	0	0	0	0	0	0	0
vs. UGA - 11/2	0	0	0	0	0	0	0	0	0
Vandy - 11/9	1	0	1	0	0	0	0	0	0
at #11 SC - 11/16	1	0	1	0	0	0	0	0	0
GS - 11/23	0	0	0	0	0	0	0	0	0
#2 FSU - 11/30	0	0	0	0	0	0	0	0	0
2013 Totals	3	2	5	0	0	0	0	0	0

2014 (10 GP/8 GS*) Defensive Stats

OPPONENT	U	A	T	TFL	SK	INT	PB	FR	FF
*E.Mich - 9/6	0	1	1	0	0	0	0	0	0
*Kentucky - 9/13	1	2	3	0	0	2	2	0	0
*at #3 Bama - 9/20	6	4	10	0	0	0	0	1	1
*at Tenn - 10/4	3	2	5	0	0	1	0	0	0
*LSU - 10/11	4	0	4	0	0	0	0	0	0
*Missouri - 10/18	3	7	10	1	0	0	1	0	0
*vs. #9 UGA - 11/1	0	1	1	0	0	0	0	0	0
at Vandy - 11/8	DNP								
SC - 11/15	DNP								
E.Kty - 11/22	1	2	3	0	0	0	0	0	0
at #3 FSU - 11/29	0	0	0	0	0	0	1	0	0
*vs. ECU - 1/3	7	1	8	0	0	0	0	0	0
2014 Totals	25	20	45	1	0	3	4	1	1

Defensive Career Totals	U	A	T	TFL	SK	INT	PB	FR	FF
22 GP/8 GS	28	22	50	1	0	3	4	1	1

2012 (11 GP/1 GS*) Receiving

OPPONENT	No	Yds	Avg	TD	Lg
BGSU - 9/1	2	6	3	0	5
at TAMU - 9/8	0	0	0	0	0
at #23 Tenn - 9/15	0	0	0	0	0
Kty - 9/22	0	0	0	0	0
#4 LSU - 10/6	0	0	0	0	0
*at Vandy - 10/13	0	0	0	0	0
#9 SC - 10/20	DNP				
vs. #12 UGA - 10/27	0	0	0	0	0
Mizzou - 11/3	0	0	0	0	0
Louisiana - 11/10	0	0	0	0	0
Jack St - 11/17	0	0	0	0	0
at #10 FSU - 11/24	0	0	0	0	0
#21 Louisville 1/2/13	DNP				
2012 Totals	2	6	3	0	5

2013 (9 GP/0 GS*) Receiving

OPPONENT	No	Yds	Avg	TD	Lg
Toledo - 8/31	DNP				
at #24 Miami - 9/7	DNP				
Tenn - 9/21	DNP				
at Kty - 9/28	0	0	0	0	0
Ark - 10/5	0	0	0	0	0
at #10 LSU - 10/12	0	0	0	0	0
at #14 Mizzou - 10/19	0	0	0	0	0
vs. UGA - 11/2	0	0	0	0	0
Vandy - 11/9	1	8	8	0	8
at #11 SC - 11/16	0	0	0	0	0
GS - 11/23	0	0	0	0	0
#2 FSU - 11/30	1	10	10	0	10
2013 Totals	2	18	9	0	10

2014 (12 GP/9 GS*) Receiving

OPPONENT	No	Yds	Avg	TD	Lg
*E.Mich - 9/6	3	20	6.7	0	8
*Kentucky - 9/13	1	4	4.0	0	4
*at #3 Bama - 9/20	0	0	0.0	0	0
*at Tenn - 10/4	2	13	6.5	0	11
*LSU - 10/11	1	-2	-2.0	0	0
Missouri - 10/18	1	34	34.0	0	34
*vs. #9 UGA - 11/1	1	13	13.0	0	13
*at Vandy - 11/8	1	6	6.0	0	6
*SC - 11/15	1	32	32.0	0	32
E.Kty - 11/22	2	23	11.5	0	16
*at #3 FSU - 11/29	2	21	10.5	0	16
vs. ECU - 1/3	0	0	0.0	0	0
2014 Totals	15	164	10.9	0	34

Receiving Career Totals	No	Yds	Avg	TD	Lg
32 GP/10 GS	19	188	9.9	0	34

9 LATROY PITTMAN SENIOR // 6-0 // 212
Ocala, Fla. // North Marion // Wide Receiver



2014: Played in all 12 games and started nine times at the slot receiver position...Finished the season with 15 catches for 164 yards...Led the team in receiving yards twice, against Georgia (13 yards) and South Carolina (32)... Named to the SEC Academic Honor Roll...**2013:** Played in nine games on the season...Recorded two catches for 18 yards as a backup wide receiver...**2012:** Played in every game except against South Carolina...Made his collegiate debut in the season opener against Bowling Green...Recorded two catches for six yards against the Falcons...

Started his first career game at Vanderbilt.

PRIOR TO FLORIDA: Rated a four-star recruit by ESPN and Rivals.com...Listed as the 24th-ranked wide receiver in the nation by ESPN...Participated in the 2012 Under Armour All-American Game... Caught 25 passes for 481 yards (19.24 average) with eight touchdowns as a senior...Also recorded 38 tackles and five interceptions on defense...Helped North Marion to the 5A Regional Semifinals and a 9-3 record during his senior season...Selected to the AP Class 5A All-State Third Team as a defensive back...Became the first member of his family to attend college...Chose Florida over Notre Dame, Alabama, Florida State, Georgia, Miami, Michigan, USF and Auburn...Coached by Craig Damon.

PITTMAN'S CAREER HIGHS

Receptions: 3 (EMU, 2014) Receiving Yards: 34 (Missouri, 2014)
Longest Reception: 34 (Missouri, 2014)

24 BRIAN POOLE

Bradenton, Fla. // Southeast // Defensive Back

SENIOR // 5-10 // 211



2014: Played in all 12 games and started 10 times...Played corner and nickel positions...Totaled 45 tackles and led the team with four interceptions on the year...Second on the team with 10 pass breakups...Ranked fifth in the SEC in passes defended per game (1.17)...Recorded 12 stops on third down that prevented the opponent from gaining a first down, third most on the team...Had two interceptions at No. 3 Florida State off quarterback Jameis Winston, returning one for his first career touchdown...Equaled his career high with eight tackles at No. 3 Alabama...

Named the Defensive Player of the Game against Kentucky after notching seven tackles, two pass breakups and an interception...**2013:** Played in 11 games and made six starts at the nickel position...Totaled 32 tackles on the season with 2.0 tackles-for-loss...Had two interceptions and three pass breakups...First career interception came against Tennessee...Had a 30-yard return on his interception against Missouri...Recorded a career-high eight tackles at both Missouri and South Carolina...**2012:** Appeared in 12 games as a true freshman...Recorded three tackles on the season, two solo against Kentucky and one against Louisville in the Sugar Bowl...Named to the SEC First-Year Academic Honor Roll.

PRIOR TO FLORIDA: A five-star recruit by Scout.com who was also rated the No. 2 cornerback in the nation...Ranked as the No. 25 player in the country by Scout.com...Rated as the No. 16 player in the state of Florida...Ranked No. 82 on ESPN's Top 150 national list and ranked No. 80 on the Rivals100 national list...Participant in the 2012 Under Armour All-American Game...Selected to the AP Class 5A All-State First Team...Led Southeast High School to the regional finals and a 7-3 record as a senior...Chose Florida over Alabama, Florida State, Georgia, Notre Dame, Auburn and Miami among others...Coached by Paul Maechtle.

POOLE'S CAREER HIGHS

Tackles: 8 (3x, last Alabama, 2014) Forced Fumbles: 1 (2x, last ECU, 2014)
Interceptions: 2 (FSU, 2014)

2012 (12 GP/0 GS*) Defensive Stats

OPPONENT	U	A	T	TFL	SK	INT	PB	FR	FF
BGSU - 9/1	DNP								
at TAMU - 9/8	0	0	0	0	0	0	0	0	0
at #25 Tenn - 9/15	0	0	0	0	0	0	0	0	0
Kty - 9/22	2	0	2	0	0	0	0	0	0
#4 LSU - 10/6	0	0	0	0	0	0	0	0	0
at Vandy - 10/13	0	0	0	0	0	0	0	0	0
#9 SC - 10/20	0	0	0	0	0	0	0	0	0
vs. #12 UGA - 10/27	0	0	0	0	0	0	0	0	0
Mizzou - 11/3	0	0	0	0	0	0	0	0	0
Louisiana - 11/10	0	0	0	0	0	0	0	0	0
Jack St - 11/17	0	0	0	0	0	0	0	0	0
at #10 FSU - 11/24	0	0	0	0	0	0	0	0	0
#21 Louisville 1/2/13	1	0	1	0	0	0	0	0	0
2012 Totals	3	0	3	0	0	0	0	0	0

2013 (11 GP/6 GS*) Defensive Stats

OPPONENT	U	A	T	TFL	SK	INT	PB	FR	FF
*Toledo - 8/31	0	1	1	0	0	0	0	0	0
at #24 Miami - 9/7	2	0	2	0	0	0	0	0	0
*Tenn - 9/21	2	2	4	0	0	1	0	0	0
at Kty - 9/28	DNP								
Ark - 10/5	1	0	1	0	0	0	0	0	0
at #10 LSU - 10/12	0	0	0	0	0	0	0	0	0
*at #14 Mizzou - 10/19	6	2	8	2	0	1	1	0	0
*vs. UGA - 11/2	0	0	0	0	0	0	0	0	0
Vandy - 11/9	2	0	2	0	0	0	1	0	0
*at #11 SC - 11/16	3	5	8	0	0	0	0	0	0
GS - 11/23	0	0	0	0	0	0	0	0	0
*#2 FSU - 11/30	4	2	6	0	0	0	1	0	0
2013 Totals	20	12	32	2	0	2	3	0	0

2014 (12 GP/10 GS*) Defensive Stats

OPPONENT	U	A	T	TFL	SK	INT	PB	FR	FF
*E.Mich - 9/6	1	2	3	1	0	0	0	0	0
*Kentucky - 9/13	4	3	7	0	0	1	2	0	0
*at #3 Bama - 9/20	6	2	8	1	0	0	0	0	0
*at Tenn - 10/4	1	1	2	0	0	0	2	0	0
*LSU - 10/11	1	1	2	0	0	0	3	0	0
Missouri - 10/18	3	1	4	0	0	0	0	0	0
vs. #9 UGA - 11/1	1	1	2	0	0	0	2	0	1
*at Vandy - 11/8	1	0	1	0	0	0	0	0	0
*SC - 11/15	0	2	2	0	0	0	0	0	0
*E.Kty - 11/22	0	6	6	1	0	0	0	0	0
*at #3 FSU - 11/29	4	0	4	0	0	2	0	0	0
*vs. ECU - 1/3	3	1	4	0	0	1	1	1	1
2014 Totals	25	20	45	3	0	4	10	1	2

Defensive Career Totals	U	A	T	TFL	SK	INT	PB	FR	FF
35 GP/16 GS	48	32	80	5	0	6	13	1	2

15 DEIONDRE PORTER

RS-FRESH // 6-0 // 177

Tampa, Fla. // Jefferson // Defensive Back



2014: Did not see any game action and redshirted.

PRIOR TO FLORIDA: Named first-team all-state quarterback in Class 6A as a senior...Named Tampa Bay Times' All-Sun Coast Offensive Player of the Year...Led the state of Florida with 4,698 total yards and 53 touchdowns as a senior...Threw for 3,199 yards and 33 touchdowns, while racking up 1,499 yards and 20 touchdowns on the ground in 2013...Completed 150-of-263 passes, with only eight interceptions...As a junior, he threw for 2,276 yards with 27 touchdowns, while rushing for 398 yards and five more touchdowns...Completed 157-of-226 passes, while throwing 13 interceptions, as a junior...Passed for 7,365 yards and 77 touchdowns as a three-year starter at Jefferson...Also runs track at Jefferson...Coached by Jeremy Earle.

4 BRANDON POWELL

SOPH // 5-9 // 184

Deerfield Beach, Fla. // Deerfield Beach // Wide Receiver



2014: Played in 11 games as a true freshman, starting twice...Saw time at both running back and receiver...Totaled 16 carries for 70 yards with one touchdown on the ground and had 15 receptions for 147 yards with one receiving touchdown...Opened his career with a 12-yard rushing touchdown in the season opener against Eastern Michigan...Set career highs with six catches for 66 yards against LSU...Had a career-long 42 yard catch at FSU...Scored his first career receiving touchdown against ECU in the Birmingham Bowl...Named to the SEC Academic Honor Roll.

PRIOR TO FLORIDA: Enrolled in January of 2014...Named First Team Class 8A All-State as a senior...The Broward County 8A-7A-6A Player of the Year in 2013...Rushed for 1,339 yards on 141 carries as a senior with 20 touchdowns...Also had 21 catches for 289 yards and two scores and 452 return yards and a touchdown on special teams...Also had three interceptions playing defense...Rushed for 133 yards and two scores on 17 carries to lead Deerfield Beach to its first win in six years over St. Thomas Aquinas...Totaled 1,180 rushing yards with 13 touchdowns as a junior...Coached by Allen Jackson at Deerfield Beach.

POWELL'S CAREER HIGHS

Rushes: 7 (Missouri, 2014)
Rush Yards: 37 (Missouri, 2014)
Rushing TDs: 1 (EMU, 2014)

Receptions: 6 (LSU, 2014)
Receiving Yards: 66 (LSU, 2014)
Receiving TD: 1 (ECU, 2014)

2014 (11 GP/2 GS*)	Rushing					Receiving					
	OPPONENT	No	Yds	Avg	TD	Lg	No	Yds	Avg	TD	Lg
E.Mich - 9/6	3	24	8.0	1	12	1	0	0.0	0	0	
Kentucky - 9/13	0	0	0.0	0	0	0	0	0.0	0	0	
at #3 Bama - 9/20	0	0	0.0	0	0	0	0	0.0	0	0	
at Tenn - 10/4	DNP										
LSU - 10/11	3	6	2.0	0	4	6	66	11.0	0	21	
Missouri - 10/18	7	37	5.3	0	13	0	0	0.0	0	0	
*vs. #9 UGA - 11/1	0	0	0.0	0	0	1	2	2.0	0	2	
at Vandy - 11/8	1	-2	-2.0	0	0	1	18	18.0	0	18	
*SC - 11/15	1	2	2.0	0	2	0	0	0.0	0	0	
E.Kty - 11/22	0	0	0.0	0	0	0	0	0.0	0	0	
at #3 FSU - 11/29	1	3	3.0	0	3	3	41	13.7	0	42	
vs. ECU - 1/3	0	0	0.0	0	0	3	20	6.7	1	13	
2014 Totals	16	70	4.4	1	13	15	147	9.8	1	42	

32 D.L. POWELL

RS-SOPH // 6-0 // 193

Alachua, Fla. // Santa Fe // Defensive Back



2014: Did not see any game action and redshirted...**2013:** Did not see any game action and redshirted.

PRIOR TO FLORIDA: Single-game high of 270 rushing yards and 125 passing yards in 2011...Santa Fe High School 2009 Offense Player of the Year...Owns a Santa Fe High School record in triple jump with 45.9'...Placed 4th in triple jump in 2011 FHSAA Class 2A State Championship...Finished 8th in triple jump in 2013 FHSAA Class 2A State Championship...Member of National Society of High School Scholars...Coached by Tommie Keeler.

23 JEREMI POWELL

RS-JUNIOR // 6-0 // 219

Largo, Fla. // Pinellas Park // Linebacker



2014: Played in seven games on the season, seeing action on special teams and as a reserve linebacker...Battled injury throughout the season, causing him to miss several games...Totaled six tackles...Earned the team's Chris Patrick Courage Award...**2013:** Played in the first seven games and was a key contributor on special teams before a season-ending injury in the Missouri game...Recorded four special teams tackles...**2012:** Did not see action in any games for the Gators as he redshirted in 2012...Named the Scout Team Player of the Week five times,

three on special teams for the weeks against Kentucky, South Carolina and Jacksonville State and two on defense for the LSU and Florida State weeks.

PRIOR TO FLORIDA: A consensus four-star recruit...Ranked the No. 17 outside linebacker and the No. 35 player in the state of Florida by Rivals.com...Rated No. 220 on the Rivals250 national list...Also played running back and wide receiver in high school...Selected to the AP Class 7A All-State First Team...Recorded 15 sacks as a senior...Caught a game-winning touchdown pass with 21 seconds left in the game to beat St. Petersburg High School in 2011...Helped Pinellas Park to the regional quarterfinals and a 7-4 record as a senior...Became the first member of his family to attend college...Chose Florida over Alabama, South Carolina, USF, Purdue and Iowa State...Coached by Ken Crawford.

POWELL'S CAREER HIGHS

Tackles: 2 (2x, last Vanderbilt, 2014)

2013 (7 GP/0 GS*) Defensive Stats

OPPONENT	U	A	T	TFL	SK	INT	PB	FR	FF	
Toledo - 8/31	0	1	1	0	0	0	0	0	0	
at #24 Miami - 9/7	1	0	1	0	0	0	0	0	0	
Tenn - 9/21	1	0	1	0	0	0	0	0	0	
at Kty - 9/28	0	0	0	0	0	0	0	0	0	
Ark - 10/5	0	0	0	0	0	0	0	0	0	
at #10 LSU - 10/12	0	0	0	0	0	0	0	0	0	
at #14 Mizzou - 10/19	1	0	1	0	0	0	0	0	0	
vs. UGA - 11/2	DNP									
Vandy - 11/9	DNP									
at #11 SC - 11/16	DNP									
GS - 11/23	DNP									
#2 FSU - 11/30	DNP									
2013 Totals	3	1	4	0	0	0	0	0	0	

(continued on next page)

(Jeremi Powell continued)

2014 (7 GP/0 GS*) Defensive Stats

OPPONENT	U	A	T	TFL	SK	INT	PB	FR	FF
E.Mich - 9/6	DNP								
Kentucky - 9/13	DNP								
at #3 Bama - 9/20	DNP								
at Tenn - 10/4	0	0	0	0	0	0	0	0	0
LSU - 10/11	0	2	2	0	0	0	0	0	0
Missouri - 10/18	0	0	0	0	0	0	0	0	0
vs. #9 UGA - 11/1	0	1	1	0	0	0	0	0	0
at Vandy - 11/8	1	1	2	0	0	0	0	0	0
SC - 11/15	DNP								
E.Kty - 11/22	0	1	1	0	0	0	0	0	0
at #3 FSU - 11/29	DNP								
vs. ECU - 1/3	0	0	0	0	0	0	0	0	0
2014 Totals	1	5	6	0	0	0	0	0	0

Defensive Career Totals	U	A	T	TFL	SK	INT	PB	FR	FF
14 GP/0 GS	4	6	10	0	0	0	0	0	0

98 JORGE POWELL RS-FRESH // 5-10 // 166
Coral Gables, Fla. // Belen Jesuit Prep // Kicker




2014: Did not see any game action and redshirted.

PRIOR TO FLORIDA: Walk-on joined the team in the summer of 2014... Was 12-for-15 on field goal attempts at Belen Jesuit Prep as a senior... Named First Team All-Dade County and to the All-State team... Named to the Florida Nike All-Star team in 2014... Had a long field goal of 54 yards, a school record... Converted 29-of-29 extra point attempts... Named the team Offensive MVP in 2014 and the Sportsman of the Year... Member of

the National Honor Society, Social Studies Honor Society and Science National Honors Society... Chose to attend Florida over Tulane, FAU, Penn State, UMass and Miami... Played for Coach Richard Stuart.

45 R.J. RAYMOND RS-FRESH // 6-2 // 236
Atlantic Beach, Fla. // Fletcher // Linebacker



2014: Earned the team's Most Valuable Offensive Scout Team Award... Did not see any game action and redshirted.

PRIOR TO FLORIDA: Walk-on joined the team in the summer of 2014... Totaled 125 tackles, 15 tackles-for-loss and 3 interceptions at Fletcher High School... Was a team captain... Had 15 tackles with 3 TFL against Oak Ridge and totaled 10 tackles with 2 TFL and 2 interceptions against Winter Springs... Also played lacrosse in high school and was named a

Brine All-American... Both parents attended UF... Father, Bobby Raymond, was a kicker at Florida in 1983-84... Chose to attend Florida over FIU and FAU.

97 JUSTUS REED RS-FRESH // 6-3 // 234
Clearwater, Fla. // Clearwater Central Catholic // RUSH



2014: Did not see any game action and redshirted.

PRIOR TO FLORIDA: Named to the 2013 Class 3A All-State First Team... Racked up 106 tackles, 19 tackles-for-loss and 13 sacks during his senior season... Also recovered two fumbles and scored two points on a safety... Led his team to the Class 3A State Championship Game and recorded four solo tackles in the contest... Guided Clearwater Catholic to a 11-3 season... Transferred to Clearwater Catholic after previously attending

Clearwater High for three years... Tallied 98 tackles, 28 tackles for loss and eight sacks in 2012... Also played basketball in high school... Coached by John Davis.

46 LeANDRE REMBERT RS-SOPH // 5-8 // 247
Alachua, Fla. // Sante Fe // Linebacker



2014: Did not see any game action and redshirted... **2013:** Did not see any game action and redshirted.

PRIOR TO FLORIDA: Leading tackler in 2012 and finished his career with over 400 tackles... Earned team captain honors and was also named MVP his senior season... Won the National Scholar Athlete award in 2012... Named first team all-state in 2011... Recorded 124 tackles his junior year... Recognized as the third-best shot putter in Santa Fe High school history.

51 ANTONIO RILES RS-SOPH // 6-4 // 322
Lawrenceville, Ga. // Archer // Offensive Line



2014: Played in four games on the season, seeing action as a backup on the offensive line... Made his Gator debut against Eastern Michigan... Also played against Georgia, Vanderbilt and Eastern Kentucky... Named to the SEC Academic Honor Roll... **2013:** Awarded the Most Valuable Offensive Scout Team Award... Did not see any game action and redshirted... Moved to the offensive line in the spring of 2014 after playing defensive line during his true freshman season... Named to the SEC First-Year Academic Honor Roll.

PRIOR TO FLORIDA: As a junior, he had 53 tackles and 6 sacks... Chose Florida over offers from Alabama, Georgia, Clemson, Louisville and Michigan State among others... Coached by Andy Dyer.

COACHES PLAYERS 2014 RECAP HISTORY HONORS NELGATORS RESULTS RECORDS LETTERWINNERS UF ATHLETICS

11

DEMARCUS ROBINSON

JUNIOR // 6-1 // 204

Fort Valley, Ga. // Peach County // Wide Receiver



2014: Played in all 12 games and started 11 times...Named Third Team All-SEC by Phil Steele...Had the best season by a Gator receiver since 2009, totaling 53 catches for 810 yards and 7 TDs...Ranked 5th in the SEC averaging 67.5 receiving yards per game...Totaled 34 receptions that resulted in a first down or TD, including 12 that converted 3rd downs...Had a team-high 31 catches of 10-or-more yards, including 10 of 20+ yards...Posted four games over 100 yards receiving...Led the team in receiving yards seven times, against Eastern Michigan (123), Kentucky (216), Tennessee (30), LSU (104), Missouri (48), ECU (137) and FSU (71)...Voted Offensive MVP by his teammates...Named the Offensive Player of the Game against Kentucky after tying the school record for receptions in a game (15, tying Carlos Alvarez vs. Miami, 1969) and racking up 216 yards, 4th-most in school history, with 2 TDs...Second player in school history to have 200 receiving yards against a conference opponent...Also had a pair of receiving TDs against ECU...**2013:** Played in seven games and saw some time in the WR rotation...Totaled 5 catches for 23 yards on the year.

PRIOR TO FLORIDA: Led his team to the quarterfinals of the 2012 GHSA Class AAA State Football Playoffs...Named the 2012 Class AAA All-State Team...Played in the U.S. Army All-American Bowl...Had more than 1,000 yards receiving on 53 receptions as a senior...Scored 15 touchdowns in his final high school season...Named the top wide receiver at the Atlanta MVP Camp...Nephew of former NFL WR Marcus Robinson, who played for the Bears, Ravens and Vikings...Also played basketball in high school...Coached by Chad Campbell.

ROBINSON'S CAREER HIGHS

Catches: 15 (Kentucky, 2014)
Receiving TDs: 2 (2x, last ECU, 2014)

Receiving Yards: 216 (Kentucky, 2014)
Long Catch: 73 (LSU, 2014)

2013 (7 GP/0 GS*) Receiving

OPPONENT	No	Yds	Avg	TD	Lg
Toledo - 8/31	0	0	0	0	0
at #24 Miami - 9/7	0	0	0	0	0
Tenn - 9/21	DNP				
at Kty - 9/28	1	10	10	0	10
Ark - 10/5	1	-5	-5	0	0
at #10 LSU - 10/12	1	6	6	0	6
at #14 Mizzou - 10/19	0	0	0	0	0
vs. UGA - 11/2	DNP				
Vandy - 11/9	2	12	6	0	8
at #11 SC - 11/16	DNP				
GS - 11/23	DNP				
#2 FSU - 11/30	DNP				
2013 Totals	5	23	4.6	0	10

2014 (12 GP/11 GS*) Receiving

OPPONENT	No	Yds	Avg	TD	Lg
E.Mich - 9/6	6	123	20.5	1	70
*Kentucky - 9/13	15	216	14.4	2	51
*at #3 Bama - 9/20	2	14	7.0	0	10
*at Tenn - 10/4	2	19	9.5	0	15
*LSU - 10/11	5	104	20.8	1	73
*Missouri - 10/18	4	48	12.0	0	17
*vs. #9 UGA - 11/1	0	0	0.0	0	0
*at Vandy - 11/8	2	22	11.0	0	12
*SC - 11/15	3	20	6.7	1	11
*E.Kty - 11/22	4	137	34.3	2	54
*at #3 FSU - 11/29	4	71	17.8	0	41
*vs. ECU - 1/3	6	36	6.0	0	12
2014 Totals	53	810	15.3	7	73

Receiving Career Totals	No	Yds	Avg	TD	Lg
19 GP/11 GS	58	833	14.4	7	73

25

MATT ROLIN

RS-SOPH // 6-3 // 216

Ashburn, Va. // Briar Woods // Linebacker



2014: Did not see any game action while recovering from a torn ACL...**2013:** Suffered a season ending injury in August camp and red-shirted...Was expected to compete for playing time and will have the opportunity to make an impact in the 2014 season...Named to the SEC Academic Honor Roll.

PRIOR TO FLORIDA: Selected to the 2013 Under Armour All-American Game...Was a first-team all-state selection by the Associated Press as a junior and first-team all-region as well as first-team all-district...Selected to the all-metro team by the Washington Post during his junior year and given the defensive MVP of his team in the same season...Invited to "The Opening", all-star summer prospect camp held on the Nike Campus...Was part of a Briar Woods team that went 15-0 during senior year and claimed the state title...Notched 43 tackles (23 solo stops), with one sack in 2012 before suffering a season-ending injury...Chose Florida over South Carolina, Florida State, Georgia, Miami, Michigan, Duke, Clemson, Ohio State and Notre Dame...Coached by Charlie Pierce.

29

EVAN SCHROEDER

RS-SENIOR // 5-11 // 200

New Smyrna Beach, Fla. // New Smyrna Beach // Wide Receiver



2014: Did not see any game action...Named to the SEC Academic Honor Roll...**2013:** Did not see game action...Named to the SEC Academic Honor Roll...**2012:** Did not see game action...Named Scout Team Player of the Week against Louisiana...Named to the SEC Academic Honor Roll.

PRIOR TO FLORIDA: Earned Daytona News-Journal Player of the Week honors...Passed for over 1,000 yards in 2010...2010 team captain...Father, Edwin, and sister, Erin, both attended UF...Chose Florida over Florida State and UCF...Coached by Lance Jenkins.

78

DAVID SHARPE

SOPH // 6-6 // 355

Jacksonville, Fla. // Providence // Offensive Line



2014: Played in six games as a true freshman, working his way into the offensive line rotation...Saw action at left tackle in a reserve role.

PRIOR TO FLORIDA: 2014 U.S. Army All-American Bowl selection...Named to the MaxPreps All-America First Team...Helped Providence average 227.3 rushing yards per game in 2013...Also played basketball in high school...Chose to attend Florida over Alabama, Clemson, Florida State, Georgia, Miami, Ohio State, South Carolina and Tennessee among others...Coached by Bobby Raulerson.

17 JORDAN SHERIT
Tampa, Fla. // Hillsborough // RUSH

RS-SOPH // 6-4 // 250



2014: Played in nine games, missing time at the end of the season due to injury...Totaled three tackles and had a pass breakup on the year... Named the Defensive Scout Team Player of the Week for Tennessee... Named to the SEC Academic Honor Roll...**2013:** Did not see game action after entering school with an injury from high school...Redshirted... Named to the SEC First-Year Academic Honor Roll.

PRIOR TO FLORIDA: Registered 6.5 sacks in the first 5 games of his senior year before tearing his ACL...Recorded 110 tackles and 14 sacks as a junior, his first playing on the defensive line...Played left tackle as a sophomore...Invited to The Opening, an all-star summer prospect camp held on the Nike Campus...Invited to play in the U.S. Army All-American Bowl Game...Chose Gators over FSU, Notre Dame, Stanford among others...Close friends with Gator commit Vernon Hargreaves III...Coached by Earl Garcia.

SHERIT'S CAREER HIGHS:
Tackles: 2 (EMU, 2014)

2014 (9 GP/0 GS*) Defensive Stats

OPPONENT	U	A	T	TFL	SK	INT	PB	FR	FF
E.Mich - 9/6	0	2	2	0	0	0	0	0	0
Kentucky - 9/13	0	0	0	0	0	0	0	0	0
at #3 Bama - 9/20	0	0	0	0	0	0	0	0	0
at Tenn - 10/4	0	0	0	0	0	0	0	0	0
LSU - 10/11	0	0	0	0	0	0	0	0	0
Missouri - 10/18	0	0	0	0	0	0	0	0	0
vs. #9 UGA - 11/1	0	0	0	0	0	0	0	0	0
at Vandy - 11/8	0	0	0	0	0	0	1	0	0
SC - 11/15	DNP								
E.Kty - 11/22	0	1	1	0	0	0	0	0	0
at #3 FSU - 11/29	DNP								
vs. ECU - 1/3	DNP								

2014 Totals **0** **3** **3** **0** **0** **0** **1** **0** **0**

Defensive Career Totals	U	A	T	TFL	SK	INT	PB	FR	FF
9 GP/0 GS	0	3	3	0	0	0	1	0	0

60 ZACHARY SHINN
Plant City, Fla. // Kathleen Senior // Offensive Line

RS-FRESH // 6-2 // 280



2014: Did not see any game action and redshirted.

PRIOR TO FLORIDA: Walk-on joined the team in the summer of 2014.

10 VALDEZ SHOWERS
Detroit, Mich. // Madison // Wide Receiver

RS-SENIOR // 6-0 // 193



2014: Played in 11 games, missing one due to injury...A key member on several special teams' units and backup wide receiver...Led the team in special teams' tackles with 14 on the season...Had a career-long 28-yard catch for a touchdown at Alabama...Selected as a game captain against Tennessee...Named to the SEC Academic Honor Roll...**2013:** Moved to offense prior to the season...Played in 10 games, missing two due to injury...Finished fourth on the team with 103 rushing yards on 12 carries (8.6 avg)...Also had 18 catches for 102 yards and a touchdown...In his

first game on the offensive side of the ball, totaled 54 yards on 5 touches...First career touchdown came in the fourth quarter against Arkansas...**2012:** Saw action in 11 games, mostly on special teams...Recorded two tackles on the season...Named to the SEC Academic Honor Roll...**2011:** Red-shirted...Named to the SEC First-Year Academic Honor Roll.

PRIOR TO FLORIDA: Rated a four-star prospect by Scout.com...Named the Gatorade Player of the Year for Michigan and earned first-team all-state and all-conference honors...Was honored as the The Detroit News' Player of the Year...Played defensive back and running back...Recorded three interceptions and two fumble recoveries...Also rushed for 2,024 yards and 29 touchdowns as a senior and added 18 receptions for 257 yards and three touchdowns...As a junior, rushed for 1,572 yards and 20 touchdowns...Helped Madison Heights reach the regional finals in both his junior and senior years...Coached by Drake Wilkins.

SHOWERS' CAREER HIGHS

Rushes: 4 (Miami, 2013) Catches: 4 (2x, last FSU, 2013)
Rush Yards: 31 (2x, last South Carolina, 2013) Receiving Yards: 23 (Toledo, 2013)
Long Rush: 29 (Toledo, 2013) Receiving TDs: 1 (Arkansas, 2013)
Long Catch: 14 (FSU, 2013)

2012 (11 GP/0 GS*) Defensive Stats

OPPONENT	U	A	T	TFL	SK	INT	PB	FR	FF
BGSU - 9/1	0	0	0	0.0	0.0	0	0	0	0
at TAMU - 9/8	1	0	1	0.0	0.0	0	0	0	0
at #23 Tenn - 9/15	0	0	0	0.0	0.0	0	0	0	0
Kty - 9/22	1	0	1	0.0	0.0	0	0	0	0
#4 LSU - 10/6	0	0	0	0.0	0.0	0	0	0	0
at Vandy - 10/13	0	0	0	0.0	0.0	0	0	0	0
#9 SC - 10/20	0	0	0	0.0	0.0	0	0	0	0
vs. #12 UGA - 10/27	0	0	0	0.0	0.0	0	0	0	0
Mizzou - 11/3	0	0	0	0.0	0.0	0	0	0	0
Louisiana - 11/10	0	0	0	0.0	0.0	0	0	0	0
#21 Louisville 11/2/13	0	0	0	0.0	0.0	0	0	0	0
2012 Totals	2	0	2	0.0	0.0	0	0	0	0

2013 (10 GP/0 GS*)

OPPONENT	Rushing					Receiving				
	No	Yds	Avg	TD	Lg	No	Yds	Avg	TD	Lg
Toledo - 8/31	2	31	15.5	0	29	4	23	5.8	0	8
at #24 Miami - 9/7	4	27	6.8	0	12	1	3	3	0	3
Tenn - 9/21	DNP									
at Kty - 9/28	DNP									
Ark - 10/5	1	-1	-1	0	0	1	9	9	1	9
at #10 LSU - 10/12	0	0	0	0	0	1	0	0	0	0
at #14 Mizzou - 10/19	0	0	0	0	0	2	11	5.5	0	8
vs. UGA - 11/2	0	0	0	0	0	1	5	5	0	5
Vandy - 11/9	1	4	4	0	4	2	21	10.5	0	12
at #11 SC - 11/16	2	31	15.5	0	25	0	0	0	0	0
GS - 11/23	2	11	5.5	0	7	2	9	4.5	0	5
#2 FSU - 11/30	0	0	0	0	0	4	21	5.3	0	14
2013 Totals	12	103	8.6	0	29	18	102	5.7	1	14

2014 (11 GP/0 GS*) OPPONENT	Rushing					Receiving				
	No	Yds	Avg	TD	Lg	No	Yds	Avg	TD	Lg
E.Mich - 9/6	0	0	0.0	0	0	1	3	3.0	0	3
Kentucky - 9/13	0	0	0.0	0	0	0	0	0.0	0	0
at #3 Bama - 9/20	0	0	0.0	0	0	1	28	28.0	1	28
at Tenn - 10/4	1	-5	-5.0	0	0	0	0	0.0	0	0
LSU - 10/11	DNP									
Missouri - 10/18	0	0	0.0	0	0	0	0	0.0	0	0
vs. #9 UGA - 11/1	0	0	0.0	0	0	0	0	0.0	0	0
at Vandy - 11/8	0	0	0.0	0	0	0	0	0.0	0	0
SC - 11/15	0	0	0.0	0	0	0	0	0.0	0	0
E.Kty - 11/22	0	0	0.0	0	0	0	0	0.0	0	0
at #3 FSU - 11/29	0	0	0.0	0	0	0	0	0.0	0	0
vs. ECU - 1/3	0	0	0.0	0	0	0	0	0.0	0	0
2014 Totals	1	-5	-5.0	0	0	2	31	15.5	1	28

Career Totals	Rushing					Receiving				
	No	Yds	Avg	TD	Lg	No	Yds	Avg	TD	Lg
32 GP/0 GS	13	98	7.5	0	29	20	133	6.7	2	28

2 RYAN SOUSA

Orlando, Fla. // Lake Nona // Wide Receiver

RS-SENIOR // 5-11 // 195



2014: Did not see any game action and redshirted.

PRIOR TO FLORIDA: Selected to play in the 2014 Offense-Defense All-American Bowl...Named to the Florida Class 5A All-State First Team his junior year and the Class 7A All-State First Team his senior year...Ended his high school career with 246 catches for 4,107 yards and 53 touchdowns...Notched 89 catches for 1,664 yards and 23 touchdowns during his senior campaign...Tallied a remarkable 358 yards and scored five

touchdowns in Lake Nona's 49-12 win over Colonial to rank fifth nationally for receiving yards in a game...Combined to total 30 touchdowns in his sophomore and junior seasons...Amassed 1,601 receiving yards on 92 catches as a junior...Led the state of Florida in receiving yardage his junior year...Recorded 842 receiving yards on 54 catches during his sophomore year...Helped Lake Nova to the school's first playoff berth and an 8-3 record in his final prep season...Brother, Kevin, plays football for Wake Forest...Coached at Lake Nona by Anthony Paradiso.

30 GARRETT STEPHENS

Louisville, Ky. // Saint Xavier // Defensive Back

RS-SOPH // 5-9 // 187



2014: Played in two games on the season, against Eastern Michigan and Eastern Kentucky...Earned the team's Most Valuable Special Teams Scout Member Award...2013: Did not see game action...Redshirted the 2013 season.

PRIOR TO FLORIDA: Recorded six interceptions, five defensive touchdowns and over 90 tackles, with 50-plus tackles in 2012, while playing at Saint Xavier High School...He chose UF over Kentucky, Louisville and Northwestern...Son of Dwayne Stephens, who played football at Kentucky...Has one sister, Summer, who swims for the University of Florida...Coached by Mike Glaser.

82 MORAL STEPHENS

Perry, Fla. // Taylor County // Tight End

RS-FRESH // 6-3 // 240



2014: Did not see any game action and redshirted.

PRIOR TO FLORIDA: Helped lead his Taylor County team to the FHSAA Class 4A Regional Semifinals...Named a Class 4A Honorable Mention selection...As a senior, recorded 56 catches for 1,105 yards and 14 touchdowns...Totaled 38 receptions for 620 yards and 11 touchdowns during his sophomore year...Also played basketball for Taylor County and averaged 16.3 points per game and 7.1 rebounds per game in his career...

Chose Florida over Arkansas, Clemson, Florida State, Georgia, Miami and Ohio State...Coached by Ron Smith.

52 STEVEN STIPE, JR.

Waycross, Ga. // Pierce County // Linebacker

RS-SOPH // 5-11 // 216




2014: Played in three games on the season, making his Gator debut against Eastern Michigan and seeing time against Eastern Kentucky and East Carolina...Named to the SEC Academic Honor Roll...2013: Did not see game action...Redshirted the 2013 season.

PRIOR TO FLORIDA: As a senior, led the team in tackles... Helped his team win back-to-back region titles in 2011-12 and advance to the second round of the state playoffs in 2012... Had a personal best performance in the first round of state playoffs where he accumulated 15 solo tackles, a fumble recovery and also caused a fumble... Was named first team all-region 2012, all-academic team from 2008-12, and was the Pierce County High defensive MVP... Chose Florida over Mercer University... Coached by Sean Pinder.

31 JALEN TABOR

Washington, D.C. // Friendship Academy // Defensive Back



2014: Played in all 12 games and started five times at cornerback as a true freshman...Led all freshmen with 31 total tackles on the season and had 4.0 tackles-for-loss, 2.0 sacks, eight pass breakups and an interception...Earned Freshman All-America First Team honors from Sporting News and Second Team honors from Scout.com...Named to the SEC All-Freshman team...Earned SEC Co-Freshman of the Week Honors after his first career start at Tennessee, when he totaled five tackles, a sack, one pass breakup, a forced fumble and a fumble recovery...Had a team-leading two tackles-for-loss against Alabama.

PRIOR TO FLORIDA: Enrolled in January of 2014...A two-time *Washington Post* All-Met selection and named Washington D.C.'s Mr. Football as a senior...Named a 247 Sports Second Team All-American...Was the only sophomore among the *Washington Post* All-Met first and second teams in 2011...Played in the Under Armour All-American Game in St. Petersburg, Fla...Invited and participated in The Opening, an All-Star summer camp at the Nike World Headquarters in Beaverton, Ore...Intercepted five passes and had 17 pass breakups as a senior...Helped Friendship Academy to its second-consecutive berth in the DCSAA AA Championship Game...According to the *Washington Post*, he did not allow a reception as a junior...Coached by Aazaar Abdul-Rahim at Friendship Collegiate Academy.

TABOR'S CAREER HIGHS:

Tackles: 7 (LSU, 2014)

Sacks: 1 (2x, last LSU, 2014)

Forced Fumbles: 1 (Tennessee, 2014)

Interceptions: 1 (Vanderbilt, 2014)

2014 (12 GP/5 GS*) Defensive Stats

OPPONENT	U	A	T	TFL	SK	INT	PB	FR	FF
E.Mich - 9/6	2	0	2	0	0	0	0	0	0
Kentucky - 9/13	0	0	0	0	0	0	1	0	0
at #3 Bama - 9/20	2	0	2	2	0	0	0	0	0
*at Tenn - 10/4	4	1	5	1	1	0	1	1	1
LSU - 10/11	4	3	7	1	1	0	1	0	0
*Missouri - 10/18	1	0	1	0	0	0	0	0	0
vs. #9 UGA - 11/1	2	2	4	0	0	0	0	0	0
at Vandy - 11/8	2	0	2	0	0	1	1	0	0
SC - 11/15	1	1	2	0	0	0	1	0	0
*E.Kty - 11/22	0	2	2	0	0	0	1	0	0
*at #3 FSU - 11/29	1	0	1	0	0	0	1	0	0
*vs. ECU - 1/3	3	0	3	0	0	0	1	0	0
2014 Totals	22	9	31	4	2	1	8	1	1
Defensive Career Totals	U	A	T	TFL	SK	INT	PB	FR	FF
12 GP/5 GS	22	9	31	4	2	1	8	1	1

SOPH // 6-0 // 191

21 KELVIN TAYLOR

Belle Glade, Fla. // Glades Day // Running Back



2014: Played in all 12 games and started twice at running back...Finished second on the team with 565 rushing yards on 116 carries (4.9 average)...Had 14 rushes of 10-or-more yards, tied for second-most on the team...Led the team in rushing yards three times on the season, against Eastern Michigan (68 yards), Missouri (56) and Georgia (197)...Had a career day against Georgia, averaging 7.9 yards on 25 carries, totaling 197 yards and scoring two touchdowns...His 197 yards tied for eighth-most in a single game in school history...**2013:** Selected to the Freshmen All-SEC team by the league's coaches...Honorable mention All-Freshmen by *College Football News*...Played in 10 games and started four...Finished second on the team with 508 yards on 111 carries (4.6 avg) with four touchdowns...Was the team's leading rusher in five of the last six games, totaling 410 yards over that span with all four of his scores coming in those games...105 of Taylor's 111 carries came in the final seven games of the season...Started to get more carries beginning with the game at Missouri, leading the team with 13 carries for 74 yards (6.2 avg)...Scored his first-career touchdown on a 20-yard run in the third quarter that cut the Missouri lead to 23-17...Made his first career start against Georgia and led the Gators' rushing attack with 20 carries for 76 yards...At South Carolina, Taylor rushed 21 times for a career-high 96 yards and scored two touchdowns.

PRIOR TO FLORIDA: Ran for 2,423 yards and 41 touchdowns as a senior...Surpassed NFL Hall of Famer Emmitt Smith as the state of Florida's all-time leading rusher as a junior...In his high school career, totaled 12,121 yards and 191 touchdowns...Ended his junior campaign with 3,152 yards and 42 TDs...Was voted Player of the Year and received the Florida Dairy Farmers Class 2A Player of the Year Award...Named to the Florida Class 2A All-State First Team as a junior and senior...Under Armour All American...Was named the 2012 Lou Groza High School Player of the Year...Earned a spot on the 247Sports Class of 2013 All-America team...His father also won the award, making them the first father-son duo to do so...Invited to "The Opening", an all-star summer prospect camp held on the Nike Campus...Played on the varsity team as an 8th grader and had over 1,500 yards and scored 28 touchdowns...Son of former NFL and Florida running back Fred Taylor...His father played with the father of fellow signee, Marcell Harris, at the University of Florida...Coached by Pete Walker.

TAYLOR'S CAREER HIGHS

Rushes: 25 (Georgia, 2014)

Catches: 2 (2x, last Ga Southern, 2013)

Rush Yards: 197 (Georgia, 2014)

Receiving Yards: 21 (Vanderbilt, 2013)

Rushing TDs: 2 (3x, last Georgia, 2014)

Long Catch: 15 (South Carolina, 2013)

Long Rush: 65 (Georgia, 2014)

2013 (10 GP/4 GS*)

OPPONENT	Rushing					Receiving				
	No	Yds	Avg	TD	Lg	No	Yds	Avg	TD	Lg
Toledo - 8/31	5	43	8.6	0	27	0	0	0	0	0
at #24 Miami - 9/7	0	0	0	0	0	0	0	0	0	0
Tenn - 9/21	1	3	3	0	3	0	0	0	0	0
at Kty - 9/28	0	0	0	0	0	0	0	0	0	0
Ark - 10/5	0	0	0	0	0	0	0	0	0	0
at #10 LSU - 10/12	10	52	5.2	0	14	0	0	0	0	0
at #14 Mizzou - 10/19	12	74	6.2	1	20	0	0	0	0	0
*vs. UGA - 11/2	20	76	3.8	0	10	0	0	0	0	0
*Vandy - 11/9	14	47	3.4	1	10	2	21	10.5	0	11
*at #11 SC - 11/16	21	96	4.6	2	29	1	15	15	0	15
*GS - 11/23	22	92	4.2	0	33	2	1	0.5	0	2
#2 FSU - 11/30	6	25	4.2	0	13	0	0	0	0	0
2013 Totals	111	508	4.6	4	33	5	37	7.4	0	15

2014 (12 GP/2 GS*) OPPONENT	Rushing					Receiving				
	No	Yds	Avg	TD	Lg	No	Yds	Avg	TD	Lg
E.Mich - 9/6	8	68	8.5	2	31	0	0	0.0	0	0
Kentucky - 9/13	15	64	4.3	0	14	0	0	0.0	0	0
at #3 Bama - 9/20	4	11	2.8	0	4	0	0	0.0	0	0
at Tenn - 10/4	3	1	0.3	0	6	1	-2	-2.0	0	0
*LSU - 10/11	2	0	0.0	0	2	0	0	0.0	0	0
Missouri - 10/18	12	56	4.7	0	11	0	0	0.0	0	0
vs. #9 UGA - 11/1	25	197	7.9	2	65	0	0	0.0	0	0
at Vandy - 11/8	13	55	4.2	1	13	1	-6	-6.0	0	0
SC - 11/15	9	47	5.2	0	30	0	0	0.0	0	0
E.Kty - 11/22	8	29	3.6	1	13	0	0	0.0	0	0
at #3 FSU - 11/29	13	37	2.8	0	6	0	0	0.0	0	0
*vs. ECU - 1/3	4	0	0.0	0	5	0	0	0.0	0	0
2014 Totals	116	565	4.9	6	65	2	-8	-4.0	0	0

Career Totals	Rushing					Receiving				
	No	Yds	Avg	TD	Lg	No	Yds	Avg	TD	Lg
22 GP/6 GS	227	1073	4.7	10	65	7	29	4.1	0	15

2014 (10 GP/0 GS*) OPPONENT	Receiving				
	No	Yds	Avg	TD	Lg
E.Mich - 9/6	0	0	0.0	0	0
Kentucky - 9/13	DNP				
at #3 Bama - 9/20	DNP				
at Tenn - 10/4	0	0	0.0	0	0
LSU - 10/11	0	0	0.0	0	0
Missouri - 10/18	0	0	0.0	0	0
vs. #9 UGA - 11/1	0	0	0.0	0	0
at Vandy - 11/8	1	12	12.0	0	12
SC - 11/15	0	0	0.0	0	0
E.Kty - 11/22	0	0	0.0	0	0
at #3 FSU - 11/29	0	0	0.0	0	0
vs. ECU - 1/3	1	5	5.0	0	5
2014 Totals	2	17	8.5	0	12

Receiving Career Totals	No	Yds	Avg	TD	Lg
17 GP/1 GS	4	30	7.5	0	12

85 CHRIS THOMPSON JUNIOR // 6-0 // 171
Gainesville, Fla. // Gainesville // Wide Receiver



2014: Played in 10 games on the season...Caught two passes for 17 yards on the year...Named the Special Teams Player of the Game and earned the Hard Hat award against Vanderbilt for his play on special teams...**2013:** Played in seven games as a true freshman and started the final game against Florida State at wide receiver...Saw time as a backup in the receiver rotation and on special teams on the punt block unit... Caught two passes for 13 yards on the season...Earned the Most Valuable Special Teams Scout Team Award.

PRIOR TO FLORIDA: Has recorded a 4.37 40-yard dash...First Team All-Area WR by The Gainesville Sun...Helped Gainesville to a 14-1 record and berth in the Class 6A state title game in 2012...Reached the Regional Finals in 2011 after a 12-3 record...GHS had a 47-9 record in his four years...Had 26 catches for 489 yards and 4 TDs as a sophomore...Was a Gainesville Sun first-team all-area selection in track & field...Coached by James Thomson.

THOMPSON'S CAREER HIGHS

Catches: 2 (Vanderbilt, 2013) Receiving Yards: 13 (Vanderbilt, 2013)
Long Catch: 9 (Vanderbilt, 2013)

2013 (7 GP/1 GS*) Receiving					
OPPONENT	No	Yds	Avg	TD	Lg
Toledo - 8/31	0	0	0	0	0
at #24 Miami - 9/7	0	0	0	0	0
Tenn - 9/21	0	0	0	0	0
at Kty - 9/28	DNP				
Ark - 10/5	DNP				
at #10 LSU - 10/12	DNP				
at #14 Mizzou - 10/19	DNP				
vs. UGA - 11/2	DNP				
Vandy - 11/9	2	13	6.5	0	9
at #11 SC - 11/16	0	0	0	0	0
GS - 11/23	0	0	0	0	0
*#2 FSU - 11/30	0	0	0	0	0
2013 Totals	2	13	6.5	0	9

63 TRIP THURMAN RS-SENIOR // 6-5 // 313
Dover, Del. // Dover // Offensive Line



2014: Played in all 12 games and started 10 times at left guard...Part of an offensive line that allowed just 17 sacks on the season, fourth-fewest in the SEC...**2013:** Played in all 12 games as a backup on the offensive line...Also a member of the field goal unit...**2012:** Saw action in three games (Kentucky, Vanderbilt, South Carolina) as a reserve on the offensive line...**2011:** Played in one game but ended up redshirting...Named to the SEC First-Year Academic Honor Roll.

PRIOR TO FLORIDA: A four-star recruit by Rivals.com, which rated him the No. 13 prospect at his position in the nation and the top recruit from Delaware...A first-team All-Cape Henlopen Conference performer on both sides of the ball...Chose Florida over Boston College, South Carolina, Rutgers, Maryland and Clemson...Coached by Carlton Brown.

19 JOHNNY TOWNSEND
Orlando, Fla. // Boone // Punter

RS-SOPH // 6-1 // 202



2014: Did not see any game action and redshirted...Named to the SEC Academic Honor Roll...**2013:** Selected to the SEC All-Freshmen team by the league's coaches...Played in the final six games of the season... He averaged 42.0 yards per punt on the season, with 8 fair caught, 6 inside of the 20, 5 touchbacks and totaled 5 over 50 yards...Took over the punting duties beginning with the game at Missouri, where he averaged 45.6 yards over 8 punts in his collegiate debut. He had a Gator season-best boot of 61 yards and a pair of touchbacks...His 45.6 average at Missouri is

seventh-best in school history for a single game (min. 7 punts)...Townsend had a pair of punts over 50 yards, a 59-yarder in the first quarter and a 61-yarder in the third quarter, to match UF's output of 50+ punts in the first 6 games...Townsend averaged 44.2 yards on 6 punts against Florida State, the Gators' 2nd-highest average of the season. He had a long of 54 yards and put two kicks inside of the 20...Named to the SEC First-Year Academic Honor Roll.

PRIOR TO FLORIDA: Named a U.S. Army All-American...Won the 2013 Felix "Doc" Blanchard Award, given annually to the top player at the U.S. Army All-America game who best exemplifies the U.S. Army's high standard of excellence in community service, education and athletic distinction... Named to the 2012 Florida Class 8A All-State team and played in the Central Florida All-Star Game... Averaged 44.6 yards per punt as a senior...Named 2012 First Team Punter Florida Athletic Coaches Association District 11(Orange and Osceola County Schools), All-District and to the Orlando Sentinel Super 60...Won the 2012 Nick Saban Punting Competition and 2012 Chas Henry All-American Kicking Camp Punting Competition...Also played free safety and quarterback in high school...Plays on the baseball team at Boone and was an All-Metro performer...Is an Eagle Scout...Member of the National Honor Society and Spanish Honor Society...Named Boone's Homecoming King in 2012... Both parents, Clay and Susan Townsend, both attended Florida...Brother, Clay, Jr., also attends UF... Chose Florida over Ohio State, Alabama and Cincinnati.

TOWNSEND'S CAREER HIGHS

Punts: 8 (Missouri, 2013) Punting Yards: 365 (Missouri, 2013)
Punting Avg: 45.6 (Missouri, 2013) Punting Long: 61 (Missouri, 2013)

2013 (6 GP/0 GS*) Punting

OPPONENT	No	Yds	Avg	TB	I20	Lg	BI
Toledo - 8/31	0	0	0.0	0	0	0	0
at #24 Miami - 9/7	0	0	0.0	0	0	0	0
Tenn - 9/21	0	0	0.0	0	0	0	0
at Kty - 9/28	0	0	0.0	0	0	0	0
Ark - 10/5	0	0	0.0	0	0	0	0
at #10 LSU - 10/12	0	0	0.0	0	0	0	0
at #14 Mizzou - 10/19	8	365	45.6	2	0	61	0
vs. UGA - 11/2	4	158	39.5	0	3	43	0
Vandy - 11/9	2	80	40.0	1	0	42	0
at #11 SC - 11/16	4	145	36.3	1	1	51	0
GS - 11/23	5	204	40.8	0	0	52	0
#2 FSU - 11/30	6	265	44.2	1	2	54	0
2013 Totals	29	1217	42.0	5	6	61	0

Punting Career Totals	No	Yds	Avg	TB	I20	Lg	BI
6 GP/0 GS	29	1217	42.0	5	6	61	0

8 NICK WASHINGTON
Jacksonville, Fla. // Trinity Christian Academy // Defensive Back

RS-SOPH // 6-0 // 195



2014: Played in all 12 games...A key member on special teams, and also saw time at safety...Totaled five tackles on the season...Named to the SEC Academic Honor Roll...**2013:** Played in the first two games of the season before a season-ending injury...Saw action on special teams but did not record any stats...Named to the SEC First-Year Academic Honor Roll.

PRIOR TO FLORIDA: Has recorded a 4.48 40-yard dash...He was named a Times-Union All-First Coast first-team selection after scoring 11 touchdowns and intercepting two passes last season for the Conquerors...Has been starting at safety for the Conquerors since he was in the 8th grade...He chose UF over Florida State, Alabama, Auburn and Clemson...Coached by Verlon Dorminey.

WASHINGTON'S CAREER HIGHS

Tackles: 1 (4x, last Vanderbilt, 2014)

2014 (12 GP/0 GS*) Defensive Stats

OPPONENT	U	A	T	TFL	SK	INT	PB	FR	FF
E.Mich - 9/6	1	0	1	0	0	0	0	0	0
Kentucky - 9/13	0	1	1	0	0	0	0	0	0
at #3 Bama - 9/20	0	1	1	0	0	0	0	0	0
at Tenn - 10/4	0	0	0	0	0	0	0	0	0
LSU - 10/11	0	1	1	0	0	0	0	0	0
Missouri - 10/18	0	0	0	0	0	0	0	0	0
vs. #9 UGA - 11/1	0	0	0	0	0	0	0	0	0
at Vandy - 11/8	1	0	1	0	0	0	0	0	0
SC - 11/15	0	0	0	0	0	0	0	0	0
E.Kty - 11/22	0	0	0	0	0	0	0	0	0
at #3 FSU - 11/29	0	0	0	0	0	0	0	0	0
vs. ECU - 1/3	0	0	0	0	0	0	0	0	0
2014 Totals	2	3	5	0	0	0	0	0	0

Defensive Career Totals	U	A	T	TFL	SK	INT	PB	FR	FF
12 GP/0 GS	2	3	5	0	0	0	0	0	0

59 DAKOTA WILSON
 Bradenton, Fla. // Braden River // Defensive Line

RS-SENIOR // 6-0 // 269



2014: Earned the team's Most Valuable Offensive Scout Team Award... Did not see any game action...Named to the SEC Academic Honor Roll...**2013:** Did not see game action...Named to the SEC Academic Honor Roll...**2012:** Did not see game action...Chosen as the Scout Team Player of the Week against Bowling Green...Joined the team as a walk-on in the spring of 2012.

PRIOR TO FLORIDA: Helped Braden River High School to three straight state playoff appearances (08-10)...Was named first team All-Area by the Bradenton Herald in 2009 and 2010...Was given the U.S. Army Reserve award in 2011 and the United States Marine Corps Distinguished Athlete Award in 2011...Named team captain of Braden River High in 2010...Chose Florida over Richmond, Tulane and William and Mary...Coached by Josh Hunter and Ed Volz at Braden River.

6 QUINCY WILSON
 Fort Lauderdale, Fla. // University School of Nova South // Defensive Back

SOPH // 6-1 // 209



2014: Saw action in all 12 games as a true freshman and started twice at cornerback...Had 22 total tackles, second-most among true freshman... Recorded his first career interception with a diving snag at No. 3 Florida State that resulted in a Florida field goal...Had four tackles in three separate games, against Eastern Michigan, Georgia and East Carolina.

PRIOR TO FLORIDA: Was a 2014 Under Armour All-American Game selection...Recorded one solo tackle for Team Nitro in the game...Helped lead his University School team to the Class 4A Regional Finals...Named to the Class 4A First-Team Defense...Had 21 tackles and three interceptions at safety as a senior...As a junior, logged 34 tackles and one interception...Had 22 tackles and two picks as a sophomore...His father, Chad Wilson, played corner for Miami (FL) from 1992-94...Chose Florida over Auburn, Clemson, Georgia, LSU, Michigan, Ohio State and Tennessee...Coached by Roger Harriott.

WILSON'S CAREER HIGHS
 Tackles: 4 (3x, last ECU, 2014)
 Interceptions: 1 (FSU, 2014)

Forced Fumbles: 1 (Georgia, 2014)

2014 (12 GP/2 GS*) Defensive Stats

OPPONENT	U	A	T	TFL	SK	INT	PB	FR	FF
E.Mich - 9/6	4	0	4	0	0	0	0	0	0
Kentucky - 9/13	0	0	0	0	0	0	0	0	0
at #3 Bama - 9/20	1	0	1	0	0	0	0	0	0
at Tenn - 10/4	0	0	0	0	0	0	0	0	0
LSU - 10/11	1	0	1	0	0	0	0	0	0
Missouri - 10/18	0	0	0	0	0	0	1	0	0
*vs. #9 UGA - 11/1	2	2	4	0	0	0	0	0	1
at Vandy - 11/8	0	1	1	0	0	0	1	0	0
*SC - 11/15	3	0	3	0	0	0	0	0	0
E.Kty - 11/22	1	2	3	0	0	0	1	0	0
at #3 FSU - 11/29	1	0	1	1	0	1	0	0	0
vs. ECU - 1/3	3	1	4	0	0	0	0	0	0
2014 Totals	16	6	22	1	0	1	3	0	1

Defensive Career Totals	U	A	T	TFL	SK	INT	PB	FR	FF
12 GP/2 GS	16	6	22	1	0	1	3	0	1

18 C.J. WORTON
 Homestead, Fla. // South Dade // Wide Receiver

SOPH // 6-0 // 195



2014: Played in three games and started once as a true freshman... Caught two passes for 12 yards on the season...Had an eight-yard catch in his first career game against Eastern Michigan...Had a four-yard catch against Missouri.

PRIOR TO FLORIDA: Helped South Dade to a 14-1 record and the 2013 FH-SAA Class 8A State Championship...Had six receptions for 159 yards and three touchdowns in the state championship game against Apopka... Recorded an impressive senior campaign, ending with 42 catches for 1,052 yards and 15 touchdowns...As a junior, caught 26 passes for 473 yards and eight touchdowns...Brother, J.J. Worton, is a wide receiver at UCF...Chose Florida over Florida State, Ole Miss, West Virginia, Vanderbilt, Miami and Ohio State...Coached by Nathaniel Hudson.

WORTON'S CAREER HIGHS

Catches: 1 (2x, last Missouri, 2014)
 Long Catch: 8 (EMU, 2014)

Receiving Yards: 8 (EMU, 2014)

2014 (3 GP/1 GS*) Receiving

OPPONENT	No	Yds	Avg	TD	Lg
E.Mich - 9/6	1	8	8.0	0	8
Kentucky - 9/13	DNP				
at #3 Bama - 9/20	DNP				
at Tenn - 10/4	DNP				
LSU - 10/11	0	0	0.0	0	0
Missouri - 10/18	1	4	4.0	0	4
vs. #9 UGA - 11/1	DNP				
at Vandy - 11/8	DNP				
SC - 11/15	DNP				
E.Kty - 11/22	DNP				
at #3 FSU - 11/29	DNP				
vs. ECU - 1/3	DNP				
2014 Totals	2	12	6.0	0	8

Receiving Career Totals	No	Yds	Avg	TD	Lg
3 GP/1 GS	2	12	6.0	0	8

2015 RECRUITING CLASS

No	Name	Pos	Ht	Wt	Hometown	School
98	Luke Ancrum	DL	6-5	251	Sebring, Fla.	Sebring
66	Nick Buchanan	OL	6-2	305	Dunwoody, Ga.	Dunwoody
81	Antonio Callaway	WR	5-11	198	Miami, Fla.	Booker T. Washington
32	Jordan Cronkrite	RB	5-11	205	Miami, Fla.	Westminster Christian
95	Keivonnis Davis	DL	6-4	225	Miami, Fla.	Miami Central
68	Richerd Desir-Jones	OL	6-3	292	Fort Lauderdale, Fla.	St. Thomas Aquinas
73	Martez Ivey	OL	6-5	302	Apopka, Fla.	Apopka
62	Andrew Ivie	DL	6-1	302	Dade City, Fla.	Pasco
87	Kalif Jackson*	WR	6-4	212	Neptune Beach, Fla.	Fletcher
44	Rayshad Jackson	LB	6-0	221	Miami, Fla.	Norland
96	Cece Jefferson	DL	6-1	275	Glen St. Mary, Fla.	Baker County
74	Fredrick Johnson	OL	6-6	305	West Palm Beach, Fla.	Royal Palm Beach
28	Kylan Johnson	DB	6-1	220	Dallas, Texas	Skyline
64	Tyler Jordan	OL	6-4	292	Jacksonville, Fla.	Bishop Kenny
84	Camrin Knight	TE	6-4	220	Tallahassee, Fla.	Lincoln
67	Brandon Sandifer	OL	6-3	357	Warner Robins, Ga.	Northside
25	Jordan Scarlett	RB	5-10	198	Fort Lauderdale, Fla.	St. Thomas Aquinas
35	Chris Williamson	DB	5-11	188	Gainesville, Ga.	Gainesville
92	Jabari Zuniga	DL	6-3	263	Marietta, Ga.	Sprayberry

*enrolled in January

98 **LUKE ANCRUM**
Sebring, Fla. // Sebring // Defensive Line

FRESH // 6-5 // 251

PRIOR TO FLORIDA: Played in the FACA North-South All-Star Game at the Villages in December... Had 32 total tackles, including 23 solo in high school... Played for Coach LaVaar Scott... Also a basketball player in high school.

81 **ANTONIO CALLAWAY**
Miami, Fla. // Booker T. Washington // Wide Receiver

FRESH // 5-11 // 198

PRIOR TO FLORIDA: Named 2014 Class 4A All-State First Team... Helped Booker T. Washington to the 2014 Class 4A state title and a combined 15-0 record his senior season... Named to the 2014 All-Dade County First Team... Had 31 catches for 818 yards and 7 touchdowns in seven games as a senior... Played for Coach Tim Harris, Jr.

66 **NICK BUCHANAN**
Dunwoody, Ga. // Dunwoody // Offensive Line

FRESH // 6-2 // 305

PRIOR TO FLORIDA: A 2014 Class AAAAA All-State Honorable Mention selection... Played both sides of the ball in high school... Played for Coach Jim Showfety.

32 **JORDAN CRONKRITE**
Miami, Fla. // Westminster Christian // Running Back

FRESH // 5-11 // 205

PRIOR TO FLORIDA: Played in the 2015 U.S. Army All-American Bowl in San Antonio, Texas... Named to the 2014 Class 3A All-State First Team... Participated in Nike's The Opening event in 2014 in Oregon... Named to the 2014 All-Dade County First Team... Rushed for 3,179 yards in his high school career and scored 33 touchdowns... Also totaled 38 catches for 604 yards and six touchdowns... As a senior, rushed for 1,405 yards on 163 carries with 15 touchdowns... Averaged 12.6 yards per carry as a junior, totaling 1,555 yards on 123 carries and scoring 15 times... Played for Coach Sedrick Irvin.

95

KEIVONNIS
DAVIS

Miami, Fla. // Miami Central // Defensive Line

FRESH // 6-4 // 225

PRIOR TO FLORIDA: Named 2014 Class 6A All-State Second Team...Named to the All-Dade County First Team...Had 52 tackles with 20 sacks as a senior...Led his team to three-straight Class 6A state titles in 2012, 2013 and 2014...Had a 14-1 record as a senior...Played for Coach Roland Smith.

68

RICHERD
DESIR-JONES

Fort Lauderdale, Fla. // St. Thomas Aquinas // Offensive Line

FRESH // 6-3 // 292

PRIOR TO FLORIDA: Played both offensive guard and defensive tackle in high school...Was a member of St. Thomas' 2014 Class 7A state championship team...Played with fellow signee Jordan Scarlett at St. Thomas Aquinas...Also wrestled in high school and won county and district titles...Played for Coach Rocco Casullo.

73

MARTEZ
IVEY

Apopka, Fla. // Apopka // Offensive Line

FRESH // 6-5 // 302

PRIOR TO FLORIDA: Played in the 2015 U.S. Army All-American Bowl in San Antonio, Texas...Named a Parade All-American...Selected to the MaxPreps All-America First Team...Participated in Nike's The Opening event in 2014 in Oregon...Named a 2013 and 2014 Class 8A All-State First Team selection...A MaxPreps Junior All-American in 2013...Helped lead Apopka to the Class 8A state title as a senior in 2014 and also as a sophomore in 2012...Played for Coach Rick Darlington.

62

ANDREW
IVIE

Dade City, Fla. // Pasco // Defensive Line

FRESH // 6-1 // 302

PRIOR TO FLORIDA: Named to the Tampa Tribune's All-Pasco County team...Racked up 59 tackles with nine tackles-for-loss and five sacks as a senior...As a junior, totaled 62 tackles and two sacks...Played for Coach Tom McHugh at Pasco...Also a two-time state placer in wrestling and a two-time state qualifier in weight lifting in high school...Three-time Sunshine Athletic Conference champion in weight lifting and two-time district champion...Brother of current UF defensive lineman Joey Ivie.

87

KALIF
JACKSON

Neptune Beach, Fla. // Fletcher // Wide Receiver

FRESH // 6-4 // 212

Enrolled in January...**PRIOR TO FLORIDA:** As a senior, totaled 31 catches for 559 yards and scored 8 touchdowns...Had 790 yards on 30 catches with 8 touchdowns as a junior in 2013 and was a second-team All-First Coast selection...Helped lead Fletcher to the FHSAA Class 7A Regional Finals with an 11-2 record in 2013...Played for Coach Josh Corey at Fletcher.

44

RAYSHAD
JACKSON

Miami, Fla. // Norland // Linebacker

FRESH // 6-0 // 221

PRIOR TO FLORIDA: Played in the 2014 Miami-Dade North vs. South All-Star game...Named to the 2014 All-Dade County Second Team...Played for Coach Daryle Heidelberg at Norland.

96

CECE
JEFFERSON

Glen St. Mary, Fla. // Baker County // Defensive Line

FRESH // 6-1 // 275

PRIOR TO FLORIDA: Invited to the 2015 U.S. Army All-American Bowl in San Antonio, Texas...Earned All-State honors three times in his high school career...Missed most of his senior season with a shoulder injury...Had 68 tackles with 22 tackles-for-loss and 17.5 sacks as a junior...Played for Coach Tom MacPherson.

74

FRED
JOHNSON

West Palm Beach, Fla. // Royal Palm Beach // Offensive Line

FRESH // 6-6 // 305

PRIOR TO FLORIDA: Named to the 2014 Class 7A All-State Second Team...Helped lead Royal Palm Beach to a Class 7A regional final in 2014...Played for Coach Willie Bueno...Also a basketball player in high school...Became the first recruit from Palm Beach County to join the Gators since current UF running back Kelvin Taylor did so in 2013.

28 KYLAN JOHNSON

Dallas, Texas // Skyline // Defensive Back

FRESH // 6-1 // 220

PRIOR TO FLORIDA: Quarterbacked Skyline to a 14-1 record last season, as threw for 2,456 yards and had 36 touchdown passes without throwing an interception in his senior year...He also rushed for almost 400 yards and 10 touchdowns in 2014...Plans on playing safety at UF, while potentially returning kicks and being a wildcat quarterback...Played for Coach Reginald Samples.

25 JORDAN SCARLETT

Fort Lauderdale, Fla. // St. Thomas Aquinas // Running Back

FRESH // 5-10 // 198

PRIOR TO FLORIDA: Played in the 2015 U.S. Army All-American Bowl Game in San Antonio, Texas... Named to the 2014 Class 7A All-State First Team...Participated in Nike's The Opening event in 2014 in Oregon...Rushed for 1,124 yards on 143 carries and scored 24 touchdowns in his senior season at St. Thomas Aquinas...Totaled 2,857 rushing yards on 351 carries in three seasons at University School where he won back-to-back state titles...Scored 51 touchdowns as well, including 50 on the ground...Was a member of St. Thomas' 2014 Class 7A state championship team... Had 15 carries for 121 yards and a touchdown against Kissimmee Osceola in the state championship win...Named to the 2013 Class 4A All-State Second Team while at University School...Rushed for 932 yards as a junior and 1,357 as a sophomore...Played for Coach Rocco Casullo...Named the Sun Sentinel's 2014 Class 8A-7A-6A Player of the Year...Also ran track in high school.

64 TYLER JORDAN

Jacksonville, Fla. // Bishop Kenny // Offensive Line

FRESH // 6-4 // 292

PRIOR TO FLORIDA: Played in the 2015 Under Armour All-America Game in St. Petersburg, Fla... Helped lead Bishop Kenny to a 10-2 record in 2014 before losing in the Class 5A Regional Finals... Named to the 2014 Class 5A All-State First Team...A Class 5A All-State Second Team selection as a junior...Team was 10-1 in his junior season...Played for Coach Mark Thorson.

35 CHRIS WILLIAMSON

Gainesville, Ga. // Gainesville // Defensive Back

FRESH // 5-11 // 188

PRIOR TO FLORIDA: As a wideout in high school, he hauled in 76 passes for 1,402 yards and 20 touchdowns, averaging 18.4 yards per reception... On defense, he snagged one interception and made 47 total tackles including two for a loss...Was a Class 5A first-team all-state selection...Played for Coach Bruce Miller...Also coached by former NFL Pro Bowler Ray Buchanan.

84 CAMRIN KNIGHT

Tallahassee, Fla. // Lincoln // Tight End

FRESH // 6-4 // 220

PRIOR TO FLORIDA: Had 24 catches for 335 yards with 5 touchdowns in high school...Led team to a 7-3 record in 2014...Played for Coach Yusuf Shakir.

92 JABARI ZUNIGA

Marietta, Ga. // Sprayberry // Defensive Line

FRESH // 6-3 // 263

PRIOR TO FLORIDA: Helped his team improve to 6-4 in his senior season after going 2-8 the year before...Played for Coach Billy Shackelford.

67 BRANDON SANDIFER

Warner Robins, Ga. // Northside // Offensive Line

FRESH // 6-3 // 357

PRIOR TO FLORIDA: Named Class AAAAA All-State First Team as a senior...Won the Class AAAAA State Championship as a senior and led team to a 14-1 record...Northside was 10-2 during his junior year...Played for Coach Kevin Kinsler...Also played basketball in high school.

ALL PURPOSE	G	Rush	Rec	PR	KOR	IR	Tot	Avg/G
Jones,M.	11	817	65	0	0	0	882	80.2
Debose,A.	11	30	-3	323	519	0	869	79.0
Robinson,D.	12	3	810	2	0	0	815	67.9
Taylor,Kel.	12	565	-8	0	0	0	557	46.4
Dunbar,Q.	11	0	353	0	0	0	353	32.1
Harris,Tr.	9	332	0	0	0	0	332	36.9
Powell,B.	11	70	147	0	98	0	315	28.6
Lane,A.	7	181	0	0	20	0	201	28.7
Fulwood,A.	12	0	199	0	0	0	199	16.6
Driskel,J.	9	180	0	0	0	0	180	20.0
Pittman,L.	12	0	164	0	0	0	164	13.7
Burton,C.	12	0	156	0	7	0	163	13.6
Showers,V.	11	-5	31	0	91	0	117	10.6
Brown,M.	12	95	21	0	0	0	116	9.7

Thompson,Ch.	10	0	17	0	72	0	89	8.9
Herndon,M.	3	11	78	0	0	0	89	29.7
Poole,B.	12	0	0	0	0	86	86	7.2
Westbrook,T.	12	0	81	0	0	0	81	6.8
McNeely,M.	12	21	36	0	0	0	57	4.8
Dawson,D.	11	0	0	0	0	36	36	3.3
Masline,D.	1	25	0	0	0	0	25	25.0
Morrison,A.	12	0	0	0	0	20	20	1.7
Joyer,H.	12	0	0	0	19	0	19	1.6
Worton,C.	3	0	12	0	0	0	12	4.0
Maye,M.	11	0	0	0	0	1	1	0.1
Neal,K.	10	0	0	0	0	-5	-5	-0.5
Team	9	-73	0	0	0	0	-73	-8.1
Total	12	2,252	2,159	325	826	138	5,700	475.0
Opponents	12	1,394	2,563	219	1,053	280	5,509	459.1

DEFENSIVE LEADERS	GP	Solo	Ast	Total Tackles	TFL/Yds	Sacks No-Yards	Int-Yds	Pass BrUp	QBH	Fumble Rcv-Yds	FF	Kick	Saf
3 Morrison,A.	12	30	71	101	6.0-17	1.0-5	1-20	1	3	1-0	1	.	.
51 Taylor,M.	11	21	43	64	5.0-17	1.0-7	.	1	2
20 Maye,M.	11	38	24	62	3.0-12	.	1-1	5	2	.	2	.	.
6 Fowler,D.	12	29	31	60	15.0-78	8.5-64	.	1	17	1-27	2	.	.
2 Gorman,J.	12	33	25	58	2.0-4	.	1-0	6	.	2-0	1	.	.
90 Bullard,J.	12	19	33	52	8.5-35	2.5-25	.	2	12
1 Hargreaves,V.	12	31	19	50	2.0-2	.	3-0	13	.	2-0	.	.	.
11 Ball,N.	9	16	33	49	3.0-15	2.0-13	.	1	5	.	1	.	.
42 Neal,K.	10	25	20	45	1.0-2	.	3--5	4	2	1-49	1	.	.
24 Poole,B.	12	25	20	45	3.0-8	.	4-86	10	2	1-0	2	.	.
5 Tabor,J.	12	22	9	31	4.0-29	2.0-20	1-0	8	.	1-0	1	.	.
55 Cummings,D.	11	11	19	30	5.0-27	2.0-19	.	2	6	1-0	.	.	.
94 Cox,B.	11	12	17	29	6.0-41	4.0-36	.	.	3
91 Ivie,J.	12	8	16	24	3.0-5	1.0-3	.	1	1
40 Davis,J.	9	11	12	23	1.0-1	.	.	.	3
14 McCalister,A.	12	14	9	23	9.0-45	6.0-40	.	1	2	.	1	.	.
12 Wilson,Q.	12	16	6	22	1.0-2	.	1-0	3	.	.	1	.	.
57 Brantley,C.	12	6	15	21	4.0-7	.	.	.	3	1-0	2	.	.
8 Orr,L.	5	3	13	16	2.0-4	1	.	.
10 Showers,V.	11	6	9	15
34 Anzalone,A.	12	6	8	14	1.0-2
92 Willis,G.	8	6	8	14	0.5-1	.	.	.	2	1-0	1	.	.
7 Dawson,D.	11	10	4	14	1.0-6	.	1-36	1	1
13 McMillian,D.	6	5	6	11	1.0-3	1-0	.	.	.
26 Harris,M.	12	4	3	7
28 Powell,J.	7	1	5	6	1
22 Washington,N.	12	2	3	5
11 Robinson,D.	12	3	1	4
17 Sherit,J.	9	.	3	3	.	.	.	1
99 Bostwick,J.	5	.	3	3
33 Brown,M.	12	3	.	3
31 McNeely,M.	12	1	2	3	1-0	.	.	.
85 Thompson,Ch.	10	2	1	3
16 Hardin,A.	12	1	1	2
1 Dunbar,Q.	11	1	1	2
70 Humphries,D.	10	1	1	2
TM Team	9	.	1	1	1
46 Ferris,D.	12	.	1	1
74 Brown,T.	11	1	.	1
37 Herndon,M.	3	1	.	1
9 Pittman,L.	12	1	.	1
22 Lane,A.	7	.	1	1
15 Powell,B.	11	1	.	1
97 Abbott,B.	1	.	1	1
24 Jones,M.	11	1	.	1	.	.	.	1
Total	12	427	498	925	87-363	30-232	16-138	62	68	14-76	17	.	.
Opponents	12	470	362	832	68.0-233	17-92	14-280	29	19	10-43	10	3	.

INDIVIDUAL GAME HIGHS

Rushes	29	M. Jones, vs UK (Sep 13, 2014)
Yards Rushing	197	K. Taylor, vs Georgia (Nov 01, 2014)
TD Rushes	2	K. Taylor, vs Eastern Michigan (Sep 06, 2014) M. Jones, vs Georgia (Nov 01, 2014) K. Taylor, vs Georgia (Nov 01, 2014) T. Harris, at Vanderbilt (Nov 08, 2014) Taylor, Kel. vs Georgia (Nov 01, 2014)
Long Rush	65	J. Driskel, vs Eastern Michigan (Sep 06, 2014)
Pass attempts	45	J. Driskel, vs Eastern Michigan (Sep 06, 2014)
Pass completions	31	J. Driskel, vs Eastern Michigan (Sep 06, 2014)
Yards Passing	295	J. Driskel, vs UK (Sep 13, 2014)
TD Passes	3	J. Driskel, vs UK (Sep 13, 2014) J. Driskel, vs Eastern Kentucky (Nov 22, 2014)
Long Pass	86	T. Harris, vs East Carolina (Jan. 3, 2015)
Receptions	15	D. Robinson, vs UK (Sep 13, 2014)
Yards Receiving	216	D. Robinson, vs UK (Sep 13, 2014)
TD Receptions	2	D. Robinson, vs UK (Sep 13, 2014) Q. Dunbar, vs Eastern Kentucky (Nov 22, 2014) D. Robinson, vs Eastern Kentucky (Nov 22, 2014)
Long Reception	86	A. Fulwood, vs East Carolina (Jan. 3, 2015)
Field Goals	4	A. Hardin, at Florida State (Nov 29, 2014)
Long Field Goal	52	A. Hardin, at Florida State (Nov 29, 2014)
Punts	8	K. Christy, at Tennessee (Oct. 4, 2014) K. Christy, vs East Carolina (Jan. 3, 2015)
Punting Avg	52.7	K. Christy, at Alabama (Sep 20, 2014)
Long Punt	66	K. Christy, at Alabama (Sep 20, 2014)
Punts inside 20	5	K. Christy, at Tennessee (Oct. 4, 2014)
Long Punt Return	62	A. Debose, vs LSU (Oct 11, 2014)
Long Kickoff Return	43	A. Debose, vs UK (Sep 13, 2014)
Tackles	16	A. Morrison, vs South Carolina (Nov 15, 2014)
Sacks	3.0	B. Cox, at Tennessee (Oct. 4, 2014) D. Fowler, vs East Carolina (Jan. 3, 2015)
Tackles For Loss	3.0	B. Cox, at Tennessee (Oct. 4, 2014) A. McCalister, vs Eastern Kentucky (Nov 22, 2014) D. Fowler, vs East Carolina (Jan. 3, 2015)
Interceptions	2	K. Neal, vs UK (Sep 13, 2014) B. Poole, at Florida State (Nov 29, 2014)

TEAM GAME HIGHS

Rushes	60	vs Georgia (Nov 01, 2014)
Yards Rushing	418	vs Georgia (Nov 01, 2014)
Yards Per Rush	7.0	vs Georgia (Nov 01, 2014)
TD Rushes	5	vs Georgia (Nov 01, 2014)
Pass attempts	47	vs Eastern Michigan (Sep 06, 2014)
Pass completions	33	vs Eastern Michigan (Sep 06, 2014)
Yards Passing	396	vs Eastern Michigan (Sep 06, 2014)
Yards Per Pass	14.2	vs Eastern Kentucky (Nov 22, 2014)
TD Passes	5	vs Eastern Kentucky (Nov 22, 2014)
Total Plays	94	vs UK (Sep 13, 2014)
Total Offense	655	vs Eastern Michigan (Sep 06, 2014)
Yards Per Play	7.6	vs Eastern Michigan (Sep 06, 2014)
Points	65	vs Eastern Michigan (Sep 06, 2014)
Sacks By	6	at Tennessee (Oct. 4, 2014)
First Downs	28	vs UK (Sep 13, 2014)
Interceptions By	4	at Florida State (Nov 29, 2014)
Punts	8	at Tennessee (Oct. 4, 2014) vs East Carolina (Jan. 3, 2015)
Punting Avg	52.7	at Alabama (Sep 20, 2014)
Long Punt	66	at Alabama (Sep 20, 2014)
Punts inside 20	5	at Tennessee (Oct. 4, 2014)
Long Punt Return	62	vs LSU (Oct 11, 2014)

OPPONENT INDIVIDUAL GAME HIGHS

Rushes	27	L. Fournette, vs LSU (Oct 11, 2014)
Yards Rushing	156	N. Chubb, vs Georgia (Nov 01, 2014)
TD Rushes	2	L. Fournette, vs LSU (Oct 11, 2014)
Long Rush	39	N. Chubb, vs Georgia (Nov 01, 2014)
Pass attempts	66	S. Carden, vs East Carolina (Jan. 3, 2015)
Pass completions	34	S. Carden, vs East Carolina (Jan. 3, 2015)
Yards Passing	445	B. Sims, at Alabama (Sep 20, 2014)
TD Passes	4	B. Sims, at Alabama (Sep 20, 2014)
Long Pass	87	B. Sims, at Alabama (Sep 20, 2014)
Receptions	11	J. Hardy, vs East Carolina (Jan. 3, 2015)
Yards Receiving	201	A. Cooper, at Alabama (Sep 20, 2014)
TD Receptions	3	A. Cooper, at Alabama (Sep 20, 2014)
Long Reception	87	K. Drake, at Alabama (Sep 20, 2014)
Field Goals	3	A. MacGinnis, vs UK (Sep 13, 2014) A. Medley, at Tennessee (Oct. 4, 2014)
Long Field Goal	51	A. MacGinnis, vs UK (Sep 13, 2014) A. Lloyd, vs Eastern Kentucky (Nov 22, 2014) K. Wrzuszczak, vs Eastern Kentucky (Nov 22, 2014)
Punts	10	K. Wrzuszczak, vs Eastern Kentucky (Nov 22, 2014)
Punting Avg	46.3	C. Brinser, vs Missouri (Oct 18, 2014)
Long Punt	61	M. Darr, at Tennessee (Oct. 4, 2014)
Punts inside 20	5	L. Foster, vs UK (Sep 13, 2014) C. Brinser, vs Missouri (Oct 18, 2014)
Long Punt Return	82	M. Murphy, vs Missouri (Oct 18, 2014)
Long Kickoff Return	96	M. Murphy, vs Missouri (Oct 18, 2014)
Tackles	13	B. Randolph, at Tennessee (Oct. 4, 2014) A.J. Johnson, at Tennessee (Oct. 4, 2014)
Sacks	2.0	S. Ray, vs Missouri (Oct 18, 2014)
Tackles For Loss	3.0	S. Weatherly, at Vanderbilt (Nov 08, 2014) B. Williams, vs East Carolina (Jan. 3, 2015)
Interceptions	2	B. Webb, vs Missouri (Oct 18, 2014)

OPPONENT TEAM GAME HIGHS

Rushes	52	at Alabama (Sep 20, 2014)
Yards Rushing	223	at Alabama (Sep 20, 2014)
Yards Per Rush	4.4	at Florida State (Nov 29, 2014)
TD Rushes	3	vs LSU (Oct 11, 2014) vs South Carolina (Nov 15, 2014)
Pass attempts	68	vs East Carolina (Jan. 3, 2015)
Pass completions	34	vs East Carolina (Jan. 3, 2015)
Yards Passing	449	at Alabama (Sep 20, 2014)
Yards Per Pass	12.8	at Alabama (Sep 20, 2014)
TD Passes	5	at Alabama (Sep 20, 2014)
Total Plays	101	vs East Carolina (Jan. 3, 2015)
Total Offense	672	at Alabama (Sep 20, 2014)
Yards Per Play	7.7	at Alabama (Sep 20, 2014)
Points	42	at Alabama (Sep 20, 2014) vs Missouri (Oct 18, 2014)
Sacks By	6	vs Missouri (Oct 18, 2014)
First Downs	32	vs East Carolina (Jan. 3, 2015)
Turnovers	5	vs Eastern Michigan (Sep 06, 2014)
Interceptions By	3	at Tennessee (Oct. 4, 2014) vs Missouri (Oct 18, 2014)
Punts	10	vs Eastern Michigan (Sep 06, 2014) vs Eastern Kentucky (Nov 22, 2014)
Punting Avg	46.3	vs Missouri (Oct 18, 2014)
Long Punt	61	at Tennessee (Oct. 4, 2014)
Punts inside 20	5	vs UK (Sep 13, 2014) vs Missouri (Oct 18, 2014)
Long Punt Return	82	vs Missouri (Oct 18, 2014)

PASSING

#6 Driskel, J.	Att	Comp	Int	Pct	Yards	TD	Long	Sack	Yds	Effic
Eastern Michigan	45	31	0	68.9	248	1	42	0	0	122.5
UK	43	25	1	58.1	295	3	51	2	5	134.1
Alabama	28	9	2	32.1	93	1	28	0	0	57.5
Tennessee	23	11	3	47.8	59	0	15	3	27	43.3
LSU	25	14	2	56.0	183	1	73	0	0	114.7
Missouri	19	7	2	36.8	50	0	17	4	29	37.9
Vanderbilt	1	0	0	0.0	0	0	0	0	0	0.0
Eastern Kentucky	11	9	0	81.8	164	3	38	0	0	297.1
East Carolina	17	8	0	47.1	48	0	12	1	4	70.8
TOTALS	212	114	10	53.8	1140	9	73	10	65	103.5

#3 Harris, Tr.	Att	Comp	Int	Pct	Yards	TD	Long	Sack	Yds	Effic
Eastern Michigan	2	2	0	100.0	148	2	78	0	0	1051.6
Tennessee	4	2	0	50.0	17	0	12	0	0	85.7
Missouri	12	8	1	66.7	98	1	34	2	5	146.1
Georgia	6	3	0	50.0	27	0	13	0	0	87.8
Vanderbilt	21	13	0	61.9	215	0	60	2	6	147.9
South Carolina	11	5	0	45.5	60	1	32	1	5	121.3
Eastern Kentucky	12	4	0	33.3	162	2	70	1	8	201.7
Florida State	32	13	2	40.6	169	1	42	0	0	82.8
East Carolina	11	5	1	45.5	123	2	86	1	3	181.2
TOTALS	111	55	4	49.5	1019	9	86	7	27	146.2

#TM Team	Att	Comp	Int	Pct	Yards	TD	Long	Sack	Yds	Effic
UK	1	0	0	0.0	0	0	0	0	0	0.0
TOTALS	1	0	0	0.0	0	0	0	0	0	0.0

RUSHING	No-Yds/TD	EMU	UK	UA	UT	LSU	MU	UGA	VU	SC	EKU	FSU	ECU
Jones, M.	166-817/6	8-65/1	29-156/1	12-37/0	23-114/1	4-11/0	12-41/0	25-192/2	17-82/0	18-63/1	9-27/0	9-29/0	DNP
Taylor, Kel.	116-565/6	8-68/2	15-64/0	4-11/0	3-1/0	2-0/0	12-56/0	25-197/2	13-55/1	9-47/0	8-29/1	13-37/0	4-0/0
Harris, Tr.	75-332/3	3-1/0	DNP	DNP	4-24/0	DNP	8-26/1	6-31/0	10-49/2	20-111/0	5-8/0	9-41/0	10-41/0
Lane, A.	24-181/1	DNP	DNP	DNP	-	-	DNP	DNP	3-12/0	-	5-60/0	-	16-109/1
Driskel, J.	69-180/4	1-7/0	6-17/0	11-59/1	14-30/0	21-71/1	5--29/0	DNP	4-10/1	DNP	4-8/1	DNP	3-7/0
Brown, M.	22-95/0	6-58/0	-	-	-	1-0/0	3-7/0	-	2-8/0	-	2-1/0	-	8-21/0
Powell, B.	16-70/1	3-24/1	-	-	DNP	3-6/0	7-37/0	-	1--2/0	1-2/0	-	1-3/0	-
Debose, A.	2-30/0	-	-	-	-	1-35/0	-	1--5/0	-	-	-	-	DNP
Masline, D.	7-25/0	7-25/0	DNP	DNP	DNP	DNP	DNP	DNP	DNP	DNP	DNP	DNP	DNP
McNeely, M.	1-21/1	-	-	-	-	-	-	1-21/1	-	-	-	-	-
Herndon, M.	3-11/0	3-11/0	-	-	DNP	DNP	DNP	DNP	DNP	DNP	DNP	DNP	DNP
Robinson, D.	1-3/0	-	-	-	-	-	-	-	-	-	-	1-3/0	-
Provancha, C.	1-0/0	DNP	DNP	DNP	DNP	DNP	DNP	DNP	DNP	DNP	1-0/0	DNP	DNP
Showers, V.	1--5/0	-	-	-	1--5/0	DNP	-	-	-	-	-	-	-
Team	13--73/0	DNP	-	-	3--8/0	DNP	1--3/0	2--18/0	-	1--5/0	4--29/0	DNP	2--10/0

RECEIVING	No-Yds/TD	EMU	UK	UA	UT	LSU	MU	UGA	VU	SC	EKU	FSU	ECU
Robinson, D.	53-810/7	6-123/1	15-216/2	2-14/0	2-19/0	5-104/1	4-48/0	-	2-22/0	3-20/1	4-137/2	4-71/0	6-36/0
Dunbar, Q.	21-353/2	5-81/0	2-7/0	1-17/0	2-17/0	-	DNP	-	4-97/0	-	3-107/2	3-21/0	1-6/0
Fulwood, A.	12-199/1	4-22/0	2-15/0	-	-	-	2-10/0	-	2-62/0	-	1-4/0	-	1-86/1
Pittman, L.	15-164/0	3-20/0	1-4/0	-	2-13/0	1--2/0	1-34/0	1-13/0	1-6/0	1-32/0	2-23/0	2-21/0	-
Burton, C.	18-156/1	7-42/0	2-14/0	3-33/0	1-5/0	-	2-10/0	-	-	-	1-19/0	1-15/1	1-18/0
Powell, B.	15-147/1	1-0/0	-	-	DNP	6-66/0	-	1-2/0	1-18/0	-	-	3-41/0	3-20/1
Westbrook, T.	8-81/2	-	2-25/1	-	1-5/0	1-8/0	3-35/1	-	-	1-8/0	-	-	-
Herndon, M.	1-78/1	1-78/1	-	-	DNP	DNP	DNP	DNP	DNP	DNP	DNP	DNP	DNP
Jones, M.	11-65/1	2-9/1	1-14/0	-	4-19/0	-	2-7/0	1-12/0	1-4/0	-	-	-	DNP
McNeely, M.	2-36/1	-	-	-	-	-	-	-	-	-	2-36/1	-	-
Showers, V.	2-31/1	1-3/0	-	1-28/1	-	DNP	-	-	-	-	-	-	-
Brown, M.	4-21/0	2-10/0	-	1-4/0	-	1-7/0	-	-	-	-	-	-	-
Thompson, Ch.	2-17/0	-	DNP	DNP	-	-	-	-	1-12/0	-	-	-	1-5/0
Worton, C.	2-12/0	1-8/0	DNP	DNP	DNP	-	1-4/0	DNP	DNP	DNP	DNP	DNP	DNP
Debose, A.	1--3/0	-	-	1--3/0	-	-	-	-	-	-	-	-	DNP
Taylor, Kel.	2--8/0	-	-	-	1--2/0	-	-	-	1--6/0	-	-	-	-

PUNT RET.	No-Yds	EMU	UK	UA	UT	LSU	MU	UGA	VU	SC	EKU	FSU	ECU
Debose,A.	23-323	4-97	-	-	1-0	2-115	4-6	2-38	2--2	2-4	4-49	2-16	DNP
Robinson,D.	3-2	1-1	-	-	-	-	-	-	-	-	-	-	2-1
Dixon,R.	1-0	DNP	DNP	DNP	DNP	DNP	DNP	-	-	1-0	-	-	-

KICK RET.	No-Yds	EMU	UK	UA	UT	LSU	MU	UGA	VU	SC	EKU	FSU	ECU
Debose,A.	21-519	-	2-78	3-51	4-86	2-34	2-40	1-27	2-67	-	2-51	3-85	DNP
Powell,B.	5-98	-	-	-	DNP	-	-	1-20	1-20	2-21	-	-	1-37
Showers,V.	6-91	-	1-19	2-34	-	DNP	3-38	-	-	-	-	-	-
Thompson,Ch.	3-72	-	DNP	DNP	-	-	-	-	-	-	-	-	3-72
Lane,A.	1-20	DNP	DNP	DNP	-	1-20	DNP	DNP	-	-	-	-	-
Joyer,H.	3-19	-	-	-	-	-	1-12	1-0	-	1-7	-	-	-
Burton,C.	1-7	-	1-7	-	-	-	-	-	-	-	-	-	-
McCalister,A.	1-0	-	-	-	-	-	-	-	-	1-0	-	-	-

INTERCEPTION RET.	No-Yds	EMU	UK	UA	UT	LSU	MU	UGA	VU	SC	EKU	FSU	ECU
Poole,B.	4-86	-	1-30	-	-	-	-	-	-	-	-	2-27	1-29
Neal,K.	3--5	-	2--5	-	1-0	-	-	-	DNP	DNP	-	-	-
Hargreaves,V.	2-0	-	-	-	1-0	-	-	-	1-0	-	-	-	-
Morrison,A.	1-20	-	-	1-20	-	-	-	-	-	-	-	-	-
Tabor,J.	1-0	-	-	-	-	-	-	-	1-0	-	-	-	-
Wilson,Q.	1-0	-	-	-	-	-	-	-	-	-	-	1-0	-
Gorman,J.	1-0	-	-	-	-	-	-	-	-	-	-	1-0	-
Dawson,D.	1-36	1-36	-	-	-	-	-	-	-	DNP	-	-	-
Maye,M.	1-1	DNP	-	-	-	-	1-1	-	-	-	-	-	-
Team	1-0	DNP	-	-	-	DNP	-	-	-	-	-	DNP	1-0

FUMBLE RET.	No-Yds	EMU	UK	UA	UT	LSU	MU	UGA	VU	SC	EKU	FSU	ECU
Neal,K.	1-49	-	-	1-49	-	-	-	-	DNP	DNP	-	-	-
Fowler,D.	1-27	-	-	1-27	-	-	-	-	-	-	-	-	-

TACKLES-FOR-LOSS	UA-A	TOT	EMU	UK	UA	UT	LSU	MU	UGA	VU	SC	EKU	FSU	ECU
Fowler,D.	11-8	15.0	0.5-1	2.0-9	0.5-1	1.0-2	1.0-11	-	2.5-9	0.5-1	2.0-10	1.0-4	1.0-8	3.0-22
McCalister,A.	8-2	9.0	1.0-5	-	1.0-8	0.5-3	2.5-11	-	-	-	-	3.0-16	-	1.0-2
Bullard,J.	5-7	8.5	0.5-0	1.0-1	-	1.5-2	0.5-5	-	0.5-2	0.5-1	1.0-8	-	2.0-4	1.0-12
Morrison,A.	4-4	6.0	-	0.5-1	1.0-1	2.0-10	-	1.0-3	-	-	0.5-1	-	1.0-1	-
Cox,B.	5-2	6.0	-	-	-	3.0-26	1.0-1	-	1.0-10	0.5-2	0.5-2	-	-	DNP
Cummings,D.	4-2	5.0	-	1.0-12	-	-	-	1.0-3	1.0-7	1.5-5	0.5-0	-	-	DNP
Taylor,M.	3-4	5.0	0.5-1	-	-	DNP	-	1.5-10	-	-	0.5-0	0.5-0	2.0-6	-
Brantley,C.	2-4	4.0	0.5-0	0.5-1	0.5-0	-	0.5-1	1.0-3	-	-	-	1.0-2	-	-
Tabor,J.	4-0	4.0	-	-	2.0-9	1.0-13	1.0-7	-	-	-	-	-	-	-
Maye,M.	2-2	3.0	DNP	1.0-5	-	-	-	0.5-3	-	-	-	0.5-0	1.0-4	-
Poole,B.	1-4	3.0	1.0-4	-	1.0-2	-	-	-	-	-	-	1.0-2	-	-
Ivie,J.	3-0	3.0	-	-	-	-	-	-	1.0-1	-	-	1.0-3	-	1.0-1
Ball,N.	2-2	3.0	2.5-14	-	-	-	0.5-1	-	-	-	-	DNP	DNP	DNP
Orr,L.	1-2	2.0	1.0-1	-	1.0-3	DNP	DNP	-	-	DNP	DNP	DNP	DNP	DNP
Gorman,J.	2-0	2.0	-	-	-	1.0-3	-	-	-	-	-	-	1.0-1	-
Hargreaves,V.	2-0	2.0	-	-	1.0-1	-	-	-	-	-	1.0-1	-	-	-
Anzalone,A.	1-0	1.0	-	-	-	-	-	-	-	-	-	1.0-2	-	-
Dawson,D.	1-0	1.0	-	-	-	-	-	-	-	1.0-6	DNP	-	-	-
Wilson,Q.	1-0	1.0	-	-	-	-	-	-	-	-	-	-	1.0-2	-
Neal,K.	1-0	1.0	-	-	-	-	-	1.0-2	-	DNP	DNP	-	-	-
McMillian,D.	1-0	1.0	1.0-3	DNP	-	-	DNP	DNP	DNP	-	DNP	-	DNP	-
Davis,J.	1-0	1.0	-	-	-	-	-	-	1.0-1	-	-	DNP	DNP	DNP
Willis,G.	0-1	0.5	0.5-1	DNP	DNP	-	-	-	DNP	DNP	-	-	-	-

SACKS	UA-A	TOT	EMU	UK	UA	UT	LSU	MU	UGA	VU	SC	EKU	FSU	ECU
Fowler,D.	8-1	8.5	-	1.0-8	-	0.5-2	1.0-11	-	1.0-6	-	1.0-7	-	1.0-8	3.0-22
McCalister,A.	5-2	6.0	1.0-5	-	1.0-8	0.5-3	1.5-10	-	-	-	-	2.0-14	-	-
Cox,B.	4-0	4.0	-	-	-	3.0-26	-	-	1.0-10	-	-	-	-	DNP
Bullard,J.	2-1	2.5	-	-	-	-	0.5-5	-	-	-	1.0-8	-	-	1.0-12
Cummings,D.	2-0	2.0	-	1.0-12	-	-	-	-	1.0-7	-	-	-	-	DNP
Tabor,J.	2-0	2.0	-	-	-	1.0-13	1.0-7	-	-	-	-	-	-	-
Ball,N.	2-0	2.0	2.0-13	-	-	-	-	-	-	-	-	DNP	DNP	DNP
Morrison,A.	1-0	1.0	-	-	-	1.0-5	-	-	-	-	-	-	-	-
Ivie,J.	1-0	1.0	-	-	-	-	-	-	-	-	-	1.0-3	-	-
Taylor,M.	1-0	1.0	-	-	-	DNP	-	1.0-7	-	-	-	-	-	-

TACKLES	UA-A	TOT	EMU	UK	UA	UT	LSU	MU	UGA	VU	SC	EKU	FSU	ECU
Morrison,A.	30-71	101	0-1	2-8	3-7	5-6	3-11	1-5	2-13	5-0	4-12	2-3	3-2	0-3
Taylor,M.	21-43	64	3-3	2-3	3-7	DNP	1-1	1-4	0-3	1-2	0-8	3-6	4-3	3-3
Maye,M.	38-24	62	DNP	5-4	3-2	3-1	2-3	1-1	4-2	6-0	1-4	2-5	4-1	7-1
Fowler,D.	29-31	60	0-3	3-3	1-3	4-2	4-7	2-2	4-2	1-2	1-5	2-2	4-0	3-0
Gorman,J.	33-25	58	1-1	3-3	3-3	3-0	1-2	0-3	3-5	2-1	3-6	3-0	9-0	2-1
Bullard,J.	19-33	52	1-2	0-3	0-3	4-1	0-4	0-2	1-4	2-4	2-3	1-3	5-1	3-3
Hargreaves,V.	31-19	50	1-1	2-3	3-3	2-0	1-3	2-1	4-4	3-1	4-1	1-2	3-0	5-0
Ball,N.	16-33	49	4-2	1-4	1-3	2-2	0-7	0-1	2-5	4-2	2-7	DNP	DNP	DNP
Poole,B.	25-20	45	1-2	4-3	6-2	1-1	1-1	3-1	1-1	1-0	0-2	0-6	4-0	3-1
Neal,K.	25-20	45	0-1	1-2	6-4	3-2	4-0	3-7	0-1	DNP	DNP	1-2	-	7-1
Tabor,J.	22-9	31	2-0	-	2-0	4-1	4-3	1-0	2-2	2-0	1-1	0-2	1-0	3-0
Cummings,D.	11-19	30	0-1	1-3	2-2	1-0	0-1	1-2	3-0	2-2	1-5	0-2	0-1	DNP
Cox,B.	12-17	29	-	1-1	-	5-0	2-3	0-4	1-1	0-1	0-4	1-3	2-0	DNP
Ivie,J.	8-16	24	0-1	-	2-3	1-2	1-0	0-1	1-0	0-2	0-2	2-4	0-1	1-0
McCalister,A.	14-9	23	2-1	1-2	1-1	1-1	2-2	1-1	-	0-1	-	3-0	1-0	2-0
Davis,J.	11-12	23	2-1	1-4	2-2	1-0	0-3	2-1	2-0	1-1	-	DNP	DNP	DNP
Wilson,Q.	16-6	22	4-0	-	1-0	-	1-0	-	2-2	0-1	3-0	1-2	1-0	3-1
Brantley,C.	6-15	21	1-2	0-2	1-3	-	0-3	1-1	0-1	-	-	1-2	-	2-1
Orr,L.	3-13	16	0-5	0-3	3-3	DNP	DNP	-	0-2	DNP	DNP	DNP	DNP	DNP
Showers,V.	6-9	15	0-1	0-1	2-1	1-1	DNP	-	1-1	1-1	-	-	1-1	0-2
Dawson,D.	10-4	14	1-0	0-1	-	3-1	0-1	-	-	5-1	DNP	-	-	1-0
Anzalone,A.	6-8	14	0-1	-	-	-	1-0	-	-	-	1-3	2-1	1-1	1-2
Willis,G.	6-8	14	1-2	DNP	DNP	0-1	-	-	DNP	DNP	0-1	2-3	-	3-1
McMillian,D.	5-6	11	2-0	DNP	-	-	DNP	DNP	DNP	-	DNP	1-3	DNP	2-3
Harris,M.	4-3	7	0-1	-	-	-	-	-	2-0	-	0-1	1-1	1-0	-
Powell,J.	1-5	6	DNP	DNP	DNP	-	0-2	-	0-1	1-1	DNP	0-1	DNP	-
Washington,N.	2-3	5	1-0	0-1	0-1	-	0-1	-	-	1-0	-	-	-	-
Robinson,D.	3-1	4	-	-	-	2-0	1-0	0-1	-	-	-	-	-	-
Bostwick,J.	0-3	3	0-1	DNP	-	DNP	DNP	DNP	DNP	-	DNP	0-1	DNP	0-1
McNeely,M.	1-2	3	-	-	0-1	1-0	-	-	-	-	-	0-1	-	-
Thompson,Ch.	2-1	3	-	DNP	DNP	-	-	-	-	0-1	1-0	-	1-0	-
Sherit,J.	0-3	3	0-2	-	-	-	-	-	-	-	DNP	0-1	DNP	DNP
Brown,M.	3-0	3	1-0	-	-	-	-	-	-	-	-	2-0	-	-
Hardin,A.	1-1	2	-	-	-	-	-	-	-	-	-	-	-	1-1
Dunbar,Q.	1-1	2	-	-	-	-	-	DNP	-	-	-	-	1-0	0-1
Humphries,D.	1-1	2	-	DNP	DNP	-	-	1-1	-	-	-	-	-	-
Ferris,D.	0-1	1	-	-	-	-	-	-	-	-	0-1	-	-	-
Pittman,L.	1-0	1	-	1-0	-	-	-	-	-	-	-	-	-	-
Lane,A.	0-1	1	DNP	DNP	DNP	-	-	DNP	DNP	-	-	-	0-1	-
Team	0-1	1	-	-	-	-	-	0-1	-	-	-	-	-	-
Abbott,B.	0-1	1	0-1	DNP	DNP	DNP	DNP	DNP	DNP	DNP	DNP	DNP	DNP	DNP
Jones,M.	1-0	1	-	-	-	-	-	-	-	-	-	1-0	-	DNP
Powell,B.	1-0	1	-	-	-	DNP	-	-	-	-	-	1-0	-	-
Herndon,M.	1-0	1	1-0	-	-	DNP	DNP	DNP	DNP	DNP	DNP	DNP	DNP	DNP
Brown,T.	1-0	1	-	-	-	1-0	-	-	-	DNP	-	-	-	-

FLORIDA vs. IDAHO (Declared no contest)

August 30, 2014

Ben Hill Griffin Stadium at Florida Field | Gainesville, Fla.

University of Florida Athletics Director Jeremy Foley and University of Idaho Athletics Director Rob Spear have agreed that Saturday night's game has been declared a no contest and that not rescheduling the game is the only viable option for both programs. The two schools, however, have agreed to schedule a game in Gainesville for the 2017 season on a date to be determined later.

"We looked at a number of options and, in the end, we both thought it was in the best interest of our student-athletes and football programs to play out the remainder of our respective schedules as they stand," Foley said.

Florida will fulfill the terms of the contract between the two schools and pay Idaho its \$975,000 guarantee by February 1, 2015, as outlined in the agreement.

"I want to thank UF, especially AD Jeremy Foley, for the professional and first-class way they worked through this issue and the focus on student-athlete welfare," Spear said. "It was not in our best interest to play 10 consecutive weeks without a bye week. We look forward to our return to Florida in 2017."

FLORIDA 65, EASTERN MICHIGAN 0

September 6, 2014 (Attendance: 81,049)

Ben Hill Griffin Stadium at Florida Field | Gainesville, Fla.

The Florida offense racked up 655 total yards, ninth-most in school history, and ran 86 plays in offensive coordinator Kurt Roper's UF debut. Quarterback Jeff Driskel completed a career-high 31 passes for 248 yards and a touchdown in his first game back from a season-ending injury in 2013. Running backs Kelvin Taylor and Matt Jones combined for 142 total yards and four total touchdowns (3 rushing, 1 receiving), while freshman running back Brandon Powell rushed for 23 yards a touchdown in his first career game. True freshman quarterback Treon Harris also had a stellar debut, completing 2-of-2 passes for 148 yards and two touchdowns, scoring strikes of 70 and 78 yards. On the defensive side, the Gators limited the Eagles to 125 total yards, 80 on the ground and just 45 through the air. UF racked up 11 quarterback hurries, nine tackles-for-loss and three sacks while forcing five turnovers on the night. Linebacker Neiron Ball had a career game, totaling six tackles and a career-high two sacks. Freshman Duke Dawson picked off a pass and returned it 37 yards for a score, becoming the first true freshman to return an interception for a touchdown in his first-career game.

Score by Quarters	1	2	3	4	Score
Eastern Michigan	0	0	0	0	0
Florida	17	13	21	14	65

Scoring Summary

Qtr	Time	Scoring Play	EMU-UF
1st	6:44	UF - Velez,F. 33 yd field goal, 16-63 yards, TOP 6:31	EMU 0 - UF 3
	6:00	UF - Taylor,Kel. 31 yd run (Velez,F. kick), 1-31, TOP 0:06	EMU 0 - UF 10
	4:48	UF - Jones,M. 40 yd run (Velez,F. kick), 1-55, TOP 0:15	EMU 0 - UF 17
2nd	13:49	UF - Powell,B. 12 yd run (Velez,F. kick), 10-77, TOP 3:41	EMU 0 - UF 24
	6:30	UF - Velez,F. 36 yd field goal, 10-25, TOP 4:03	EMU 0 - UF 27
	0:13	UF - Velez,F. 29 yd field goal, 12-59, TOP 1:49	EMU 0 - UF 30
3rd	9:18	UF - Jones,M. 4 yd pass from Driskel,J. (Velez,F. kick), 13-75, TOP 5:42	EMU 0 - UF 37
	3:33	UF - Taylor,Kel. 6 yd run (Velez,F. kick), 3-20, TOP 0:58	EMU 0 - UF 44
	2:51	UF - Dawson,D. 36 yd interception return (Velez,F. kick)	EMU 0 - UF 51
4th	14:47	UF - Robinson,D. 70 yd pass from Harris,T. (Velez,F. kick), 2-79, TOP 0:58	EMU 0 - UF 58
	12:08	UF - Herndon,M. 78 yd pass from Harris,T. (Velez,F. kick), 2-82, TOP 1:18	EMU 0 - UF 65

Team Statistics	EMU	UF
First Downs	7	27
Rushes-Yards (Net)	34-80	39-259
Passing Yards (Net)	45	396
Passes Comp.-Att.-Int.	9-21-1	33-47-0
Total Offense Plays-Yards	55-125	86-655
Punt Returns-Yards	1-1	5-98
Kickoff Returns-Yards	7-161	0-0
Punts-Average	10-432	3-145
Fumbles-Lost	4-4	0-0
Penalties-Yards	4-40	10-100
Possession Time	24:17	35:43
Sacks By: Number-Yards	0-0	3-18

Individual Statistics

Passing	EMU - Roback 5-10-0-29, Bell 2-6-0-12; Bolden 2-5-1-4 UF - Driskel 31-45-248-0 (1 TD), Harris 2-2-148-0 (2 TD)
Rushing	EMU - Bell 7-20, Allen 2-20, Jackson 5-16, Bolden 6-13, Brumfield 4-13, Lewis 1-4, Hill 7-0, Jones 1-(-1), Roback 1-(-5) UF - Taylor 8-68 (2 TD), Jones 8-65 (TD), Brown 6-58, Masline 7-25, Powell 3-24 (TD), Herndon 3-11, Driskel 1-7, Harris 3-1
Receiving	EMU - Russell 2-16, Creel 2-12, Jackson 2-1, Allen 1-7, Brumfield 1-5, Jones 1-4 UF - Burton 7-42, Robinson 6-123 (TD), Dunbar 5-81, Fulwood 4-22, Pittman 3-20, Brown 2-10, Jones 2-9 (TD), Herndon 1-78 (TD), Worton 1-8, Showers 1-3, Powell 1-0
Sacks	EMU - none UF - Ball 2-13, McCalister 1-5
Interceptions	EMU - none UF - Dawson 1-37 (TD)
Fumbles	EMU - Bell 2-2, Allen 1-1, Brumfield 1-1 UF - none

FLORIDA 36, KENTUCKY 30 (30T)

September 13, 2014 (Attendance: 88,334)
Ben Hill Griffin Stadium at Florida Field | Gainesville, Fla.

In a thrilling night game in The Swamp, the Gators outlasted the Wildcats in the first triple-overtime game in school history, 36-30. Matt Jones plunged in from one yard out in the third overtime period to secure the victory after Kentucky's Austin MacGinnis missed a field goal in the first half of the third overtime period. The star of the night was sophomore wide receiver Demarcus Robinson, who tied a school record with 15 catches in the game, totaling 216 yards (4th-most in school history) and two touchdowns. Robinson's 15 catches matched Carlos Alvarez's school record set back in 1969 against Miami. Jeff Driskel rebounded after a shaky first half to finish with a career-high 295 yards and three scores. Meanwhile, the Florida defense stuffed the run and came up with key turnovers to shut down the Wildcats passing attack late in the game. Safety Keanu Neal had two interceptions, including a pick with 28 seconds remaining in regulation to prevent Kentucky from getting into field goal range for a chance to win. Brian Poole also had an interception and broke up a key pass in the second overtime period on a ball thrown into the end zone to hold UK to a field goal.

Score by Quarters	1	2	3	4	OT	Score
Kentucky	0	3	14	3	10	30
Florida	0	3	17	0	16	36

Scoring Summary

Qtr	Time	Scoring Play	UK-UF
2nd	7:47	UF - Velez, F. 35 yd field goal, 11-68 4:38	UK 0 - UF 3
	0:00	UK - A. MacGinnis 35 yd field goal, 9-72 2:16	UK 3 - UF 3
3rd	7:32	UF - Velez, F. 22 yd field goal, 12-34 5:09	UK 3 - UF 6
	5:32	UK - Johnson 60 yd pass from Towles (A. MacGinnis kick), 5-75, 2:00	UK 10 - UF 6
	4:27	UF - Westbrook, T. 10 yd pass from Driskel, J. (Velez, F. kick), 3-44 1:05	UK 10 - UF 13
	3:21	UK - Johnson 33 yd pass from Towles (A. MacGinnis kick), 5-74 1:06	UK 17 - UF 13
	0:25	UF - Robinson, D. 9 yd pass from Driskel, J. (Velez, F. kick), 8-62 2:56	UK 17 - UF 20
4th	3:52	UK - A. MacGinnis 51 yd field goal, 12-43 5:10	UK 20 - UF 20
OT 1	00:00	UK - S. Williams 25 yd pass from P. Towles (A. MacGinnis kick), 1-0	UK 27 - UF 20
	00:00	UF - Robinson, D. 9 yd pass from Driskel, J. (Velez, F. kick), 6-25	UK 27 - UF 27
OT 2	00:00	UF - Velez, F. 20 yd field goal, 4-22	UK 27 - UF 30
	00:00	UK - A. MacGinnis 26 yd field goal, 6-16	UK 30 - UF 30
	00:00	UF - Jones, M. 1 yd run, 4-25	UK 30 - UF 36

Team Statistics	UK	UF
First Downs	23	28
Rushes-Yards (Net)	33-81	237
Passing Yards (Net)	369	295
Passes Comp.-Att.-Int.	24-45-3	25-44-1
Total Offense Plays-Yards	78-450	94-532
Punt Returns-Yards	2-19	0-0
Kickoff Returns-Yards	1-25	4-104
Punts-Average	6-39.8	6-48.7
Fumbles-Lost	1-0	0-0
Penalties-Yards	8-61	8-78
Possession Time	26:21	33:39
Sacks By: Number-Yards	2-5	2-20

Individual Statistics

Passing	UK - Towles 24-45-3-369 (3 TD) UF - Driskel 25-43-1-295 (3 TD)
Rushing	UK - Heard 12-39, Kemp 8-23, Towles 9-22, Williams 2-2, Timmons 2-(-5) UF - Jones 29-156 (TD), Taylor 15-64, Driskel 6-17
Receiving	UK - Johnson 6-154 (2 TD), Robinson 5-63, Timmons 4-42, Baker 4-37, Williams 2-36 (TD), Bone 2-35, Heard 1-2 UF - Robinson 15-216 (2 TD), Westbrook 2-25 (TD), Fulwood 2-15, Burton 2-14, Dunbar 2-7, Jones 1-9, Pittman 1-4
Sacks	UK - Hatcher 1-2, Lewis 0.5-2, Smith 0.5-2 UF - Cummings 1-12, Fowler 1-8
Interceptions	UK - Willis 1-27 UF - Neal 2-(-5), Poole 1-30
Fumbles	UK - Towles 1-0 UF - none

ALABAMA 42, FLORIDA 21

September 20, 2014 (Attendance: 101,821)
Bryant-Denny Stadium | Tuscaloosa, Ala.

After a back-and-forth first half that saw the two teams combined for five turnovers, Alabama took control late in the third quarter. Coming out of halftime down 21-14, the Gators' Antonio Morrison intercepted a tipped pass and returned it to the Alabama 16 yard line. Two plays later, Jeff Driskel ran it in to tie the game 21-21. The Crimson Tide answered emphatically, with a 16-play touchdown drive that lasted over seven minutes and drained the UF defense. On the ensuing drive, the Gators offense couldn't get anything going and the Florida defense was forced back on the field. The Tide sustained another long drive to go up two touchdowns. Alabama continued to pound away at the tired Florida defense in the fourth quarter and added another score, as Amari Cooper hauled in his third touchdown catch of the day. The Crimson Tide offense finished the day with 645 yards, the most ever allowed by a Gator team. Bama quarterback Blake Sims finished a career-best day with 445 yards and four touchdown passes. Florida's offense meanwhile only mustered 200 yards on the day as they had trouble staying on the field, converting only 2-of-13 third down attempts.

Score by Quarters	1	2	3	4	Score
Florida	14	0	7	0	21
Alabama	14	7	14	7	42

Scoring Summary

Qtr	Time	Scoring Play	UF-ALA
1st	13:47	ALA - Drake, K. 87 yd pass from Sims, B. (Griffith kick), 1-87 0:12	UF 0 - ALA 7
	11:26	UF - Showers, V. 28 yd pass from Driskel, J. (Velez, F. kick), 3-31 0:43	UF 7 - ALA 7
	9:24	UF - Neal, K. 49 yd fumble recovery (Velez, F. kick)	UF 14 - ALA 7
	4:12	ALA - Cooper, A. 79 yd pass from Sims, B. (Griffith kick), 1-79 0:11	UF 14 - ALA 14
2nd	7:19	ALA - Fowler, J. 2 yd pass from Sims, B. (Griffith kick), 6-56 2:23	UF 14 - ALA 21
3rd	12:42	UF - Driskel, J. 14 yd run (Velez, F. kick), 2-16 0:38	UF 21 - ALA 21
	5:27	ALA - Henry, D. 3 yd run (Griffith kick), 16-66 7:15	UF 21 - ALA 28
	0:21	ALA - Cooper, A. 4 yd pass from Coker, J. (Griffith kick), 8-80 3:07	UF 21 - ALA 35
4th	10:10	ALA - Cooper, A. 6 yd pass from Sims, B. (Griffith kick), 8-60 3:42	UF 21 - ALA 42

Team Statistics

	UF	ALA
First Downs	11	28
Rushes-Yards (Net)	27-107	52-196
Passing Yards (Net)	93	449
Passes Comp.-Att.-Int.	9-28-2	24-35-1
Total Offense Plays-Yards	55-200	87-645
Punt Returns-Yards	0-0	2-17
Kickoff Returns-Yards	5-85	3-70
Punts-Average	7-52.7	2-43.5
Fumbles-Lost	1-1	3-3
Penalties-Yards	5-36	11-80
Possession Time	20:44	39:16
Sacks By: Number-Yards	1-8	0-0

Individual Statistics

Passing	UF - Driskel 9-28-2-93 (TD) ALA - Sims 23-33-1-445 (4 TD), Coker 1-2-0-4 (TD)
Rushing	UF - Driskel 11-59 (TD), Jones 12-37, Taylor 4-11 ALA - Henry 20-111 (TD), Yeldon 18-59, Drake 4-15, Sims 8-12, Jones 2-(-1)
Receiving	UF - Burton 3-33, Robinson 2-14, Showers 1-28 (TD), Dunbar 1-17, Brown 1-4, Debose 1-(-3) ALA - Cooper 10-201 (3 TD), White 6-48, Howard 2-22, Fowler 2-21, Drake 1-87 (TD), Yeldon 1-37, Henry 1-29, Jones 1-4
Sacks	UF - McCalister 1-8 ALA - none
Interceptions	UF - Morrison 1-20 ALA - Collins 1-12, Washington 1-0
Fumbles	UF - Jones 1-1 ALA - White 1-1, Simes 1-1, Drake 1-1

COACHES
PLAYERS
2014 RECAP
HISTORY
HONORS
NET GATORS
RESULTS
RECORDS
LETTERWINNERS
UF ATHLETICS

FLORIDA 10, TENNESSEE 9

October 4, 2014 (Attendance: 102,455)
Neyland Stadium | Knoxville, Tenn.

A stellar defensive effort and some late offense helped Florida come-from-behind on the road to beat Tennessee for the 10th-straight year. After being held scoreless through the first three quarters, true freshman quarterback Treon Harris entered the game and led the Gators on two scoring drives to give UF a 10-9 victory. The defense did their part all afternoon, limiting the Vols offense to just three field goals and 233 total yards of offense. Tennessee entered the red zone a total of four times on the day and totaled only 9 points as the Gator defense held strong. Running back Matt Jones paced the offense with his second 100-yard game of the season, totaling 114 yards on 23 carries and scoring Florida's only touchdown of the day. Kicker Austin Hardin nailed a career-long 49-yard field goal with 6:20 remaining in the game that proved to be the game winner. Bryan Cox, Jr., had a career day with 3.0 sacks to lead a pass rush that totaled six in the game. The defense limited Tennessee to just 28 total rushing yards on 29 carries on the day.

Score by Quarters	1	2	3	4	Score
Florida	0	0	0	10	10
Tennessee	0	3	6	0	9

Scoring Summary

Qtr	Time	Scoring Play	UF-UT
2nd	13:23	UT - Medley, A. 36 yd field goal, 9-36 2:58	UF 0 - UT 3
3rd	9:24	UT - Medley, A. 38 yd field goal, 4-(-3) 0:38	UF 0 - UT 6
	2:21	UT - Medley, A. 39 yd field goal, 8-47 3:09	UF 0 - UT 9
4th	13:40	UF - Jones, M. 2 yd run (Velez, F. kick), 5-30 1:28	UF 7 - UT 9
	6:20	UF - Hardin, A. 49 yd field goal, 8-49 3:38	UF 10 - UT 9

Team Statistics

	UF	UT
First Downs	16	12
Rushes-Yards (Net)	48-156	29-28
Passing Yards (Net)	76	205
Passes Comp.-Att.-Int.	13-27-3	26-39-2
Total Offense Plays-Yards	75-232	68-233
Punt Returns-Yards	1-0	3-6
Kickoff Returns-Yards	4-86	3-58
Punts-Average	8-35.2	8-43.0
Fumbles-Lost	1-0	2-1
Penalties-Yards	5-45	8-49
Possession Time	31:30	28:30
Sacks By: Number-Yards	6-49	3-27

Individual Statistics

Passing	UF - Driskel 11-23-3-59, Harris 2-4-0-17 UT - Worley 26-39-2-205
Rushing	UF - Jones 23-114 (TD), Driskel 14-30, Harris 4-24, Taylor 3-1, Showers 1-(-5) UT - Hurd 10-39, Lane 10-22, Young 1-7, Howard 1-5, Worley 7-(-45)
Receiving	UF - Jones 4-19, Robinson 3-30, Pittman 2-13, Dunbar 1-6, Westbrook 1-5, Taylor 1-(-2) UT - Howard 6-79, Malone 4-28, North 4-26, Hurd 4-3, Johnson 2-29, Helm 2-16, Young 2-15, Pearson 1-6, Wolf 1-3
Sacks	UF - Cox 3-26, Tabor 1-13, Morrison 1-5, Fowler 0.5-2, McCalister 0.5-3 UT - Barnett 1-10, Weatherd 1-10, Maggitt 1-7
Interceptions	UF - Hargreaves 1-0, Neal 1-0 UT - Kelly Jr. 1-21, Reeves-Maybin 1-1, Sutton 1-(-1)
Fumbles	UF - Jones 1-0 UT - Sutton 1-0, Worley 1-1

LSU 30, FLORIDA 27

October 11, 2014 (Attendance: 88,014)
Ben Hill Griffin Stadium at Florida Field | Gainesville, Fla.

LSU kicker Colby Delahoussaye hit a 50-yard field goal with three seconds remaining as the Tigers escaped with a narrow win over the Florida Gators in Gainesville, 30-27. After a back-and-forth second half, the score was tied 27-27 when Jeff Driskel's pass was tipped and intercepted by Rickey Jefferson and returned to the Tigers' 36 yard line with 24 seconds left on the clock. LSU was able to gain three yards and stop the clock, setting up Delahoussaye's game winner. Florida opened the scoring in electric fashion, as Andre Debose returned a punt 62 yards for his fifth-career kick return touchdown (first punt return touchdown). LSU responded just over two minutes later with a 12 yard touchdown run by freshman Leonard Fournette, who totaled 140 yards on 27 carries and added a second score in the third quarter to give LSU its first lead of the day. Driskel finished with 183 passing yards and one touchdown, which gave UF a lead with 6:10 left in the game. Driskel also led the team with 71 rushing yards on 21 carries and scored on a nine yard touchdown run in the first quarter. The Gator defense limited LSU to 110 passing yards, but gave up 195 yards on the ground and three rushing touchdowns. For the first time on the season, UF did not force a turnover; meanwhile Florida turned it over three times.

Score by Quarters	1	2	3	4	Score
LSU	7	7	6	10	30
Florida	14	3	0	10	27

Scoring Summary

Qtr	Time	Scoring Play	LSU-UF
1st	8:52	UF - Debose, A. 62 yd punt return (Velez, F. kick)	LSU 0 - UF 7
	6:21	LSU - Fournette, L. 12 yd run (Delahoussaye, C. kick), 2-32 0:33	LSU 7 - UF 7
	2:32	UF - Driskel, J. 9 yd run (Velez, F. kick), 8-75 3:49	LSU 7 - UF 14
2nd	11:07	UF - Velez, F. 34 yd field goal, 8-54 3:40	LSU 7 - UF 17
	4:12	LSU - Hilliard, K. 1 yd run (Delahoussaye, C. kick), 12-75 6:55	LSU 14 - UF 17
3rd	3:42	LSU - Fournette, L. 2 yd run (Delahoussaye, C. kick failed), 13-65 8:16	LSU 20 - UF 17
4th	6:10	UF - Robinson, D. 11 yd pass from Driskel, J. (Velez, F. kick), 2-9 0:38	LSU 20 - UF 24
	2:40	LSU - Dural, T. 11 yd pass from Jennings (Delahoussaye kick), 9-75 3:30	LSU 27 - UF 24
	1:49	UF - Velez, F. 18 yd field goal, 5-74 0:51	LSU 27 - UF 27
	0:03	LSU - C. Delahoussaye 50 yd field goal, 3-3 0:21	LSU 30 - UF 27

Team Statistics

	LSU	UF
First Downs	21	13
Rushes-Yards (Net)	50-195	32-123
Passing Yards (Net)	110	183
Passes Comp.-Att.-Int.	10-22-0	14-25-2
Total Offense Plays-Yards	72-305	57-306
Punt Returns-Yards	0-0	2-115
Kickoff Returns-Yards	4-85	3-54
Punts-Average	8-45.4	4-47.5
Fumbles-Lost	1-0	1-1
Penalties-Yards	8-80	4-34
Possession Time	36:37	23:23
Sacks By: Number-Yards	0-0	4-33

Individual Statistics

Passing	LSU - Jennings 10-21-0-110 (TD) UF - Driskel 14-25-2-183 (TD)
Rushing	LSU - Fournette 27-140 (2 TD), Magee 6-50, Hilliard 4-15 (TD), Williams 2-4, Jennings 10-(-8), Team 1-(-6) UF - Driskel 21-71 (TD), Debose 1-35, Jones 4-11, Powell 3-6, Taylor 2-0, Brown 1-0
Receiving	LSU - Jones 4-19, Quinn 3-31, Dural 2-52, Dupre 1-8 UF - Powell 6-66, Robinson 5-104, Westbrook 1-8, Brown 1-7, Pittman 1-(-2)
Sacks	LSU - none UF - McCalister 1.5-10, Fowler 1.0-11, Tabor 1.0-7, Bullard 0.5-5
Interceptions	LSU - Jefferson 1-23, White 1-0 UF - none
Fumbles	LSU - Team 1-0 UF - Driskel 1-1

MISSOURI 42, FLORIDA 13

October 18, 2014 (Attendance: 89,117)
Ben Hill Griffin Stadium at Florida Field | Gainesville, Fla.

Missouri jumped out to a lead after returning the opening kickoff and never looked back, totaling four return touchdowns on its way to a huge win in The Swamp. Marcus Murphy had a 96-yard return for a touchdown to open the game and the Gators kept giving the Tigers chances to add to their lead. Six Florida turnovers led to 24 Missouri points, including a fumble returned for a touchdown and an interception returned for a score. In addition, Murphy had an 82-yard punt return for a touchdown, giving Missouri four non-offensive scores on the night. The Gator defense did their part, limiting the Tigers to just 119 yards of total offense, including just 20 passing yards. The UF offense couldn't muster anything, failing to score until late in the third quarter after the team was down 42-0. Florida had 283 yards of offense, 135 on the ground and 148 through the air.

Score by Quarters	1	2	3	4	Score
Missouri	14	6	22	0	42
Florida	0	0	7	6	13

Scoring Summary

Qtr	Time	Scoring Play	MU-UF
1st	14:49	MU - Murphy, M. 96 yd kickoff return (Baggett, A. kick)	MU 7 - UF 0
	3:50	MU - Murphy, M. 5 yd run (Baggett, A. kick), 4-19 1:21	MU 14 - UF 0
2nd	8:38	MU - Baggett, A. 25 yd field goal, 18-5 8:30	MU 17 - UF 0
	4:21	MU - Baggett, A. 34 yd field goal, 4-(-1) 1:01	MU 20 - UF 0
3rd	13:01	MU - Murphy, M. 82 yd punt return (Sasser, B. pass from Mauk, M.)	MU 28 - UF 0
	7:25	MU - Golden, M. 21 yd fumble recovery (Baggett, A. kick)	MU 35 - UF 0
	5:57	MU - Ruise, D. 46 yd interception return (Baggett, A. kick)	MU 42 - UF 0
4th	1:43	UF - Westbrook, T. 5 yd pass from Harris, T. (Velez, F. kick), 9-63 4:14	MU 42 - UF 7
	0:26	UF - Harris, T. 3 yd run (Velez, F. kick blocked), 15-82 6:36	MU 42 - UF 13

Team Statistics

	MU	UF
First Downs	7	17
Rushes-Yards (Net)	31-99	48-135
Passing Yards (Net)	20	148
Passes Comp.-Att.-Int.	6-18-1	15-31-3
Total Offense Plays-Yards	49-119	79-283
Punt Returns-Yards	4-101	4-6
Kickoff Returns-Yards	1-96	6-90
Punts-Average	6-46.3	5-38.0
Fumbles-Lost	0-0	4-3
Penalties-Yards	11-74	3-39
Possession Time	26:01	33:59
Sacks By: Number-Yards	6-34	1-7

Individual Statistics

Passing	MU - Mauk 6-18-1-20
	UF - Driskel 7-19-2-50, Harris 8-12-1-98 (TD)
Rushing	MU - Mauk 7-38, Hansbrough 13-35, Murphy 8-27 (TD), Witter 2-1, Team 1-(-2)
	UF - Taylor 12-56, Jones 12-41, Powell 7-57, Harris 8-26 (TD), Brown 3-7, Team 1-(-3), Driskel 5-(-29)
Receiving	MU - Sasser 3-9, White 2-9, Hunt 1-2
	UF - Robinson 4-48, Westbrook 3-35 (TD), Burton 2-10, Fulwood 2-10, Jones 2-7, Pittman 1-34, Worton 1-4
Sacks	MU - Ray 2-12, Brantley 1-9, Brothers 1-5, Singleton 1-4, Hoch 0.5-4, Loud 0.5-0
Interceptions	UF - M. Taylor 1.0-7
	MU - Webb 2-57, Ruise 1-46 (TD)
Fumbles	UF - Maye 1-1
	MU - None
	UF - Driskel 1-1, Team 1-1, Harris 1-1, Burton 1-0

FLORIDA 38, GEORGIA 20

November 1, 2014 (Attendance: 83,004)
EverBank Field | Jacksonville, Fla.

With their backs against the wall, the Gators came out swinging and making history. Behind the two-headed rushing attack of Matt Jones and Kelvin Taylor, Florida rushed for 418 yards and beat Georgia 38-20 -- the first win for head coach Will Muschamp over the Bulldogs. Early in the second quarter, wide receiver Mike McNeely took the snap on a 4th-and-9 and raced to the right on a fake field goal for a 21-yard touchdown, tying the game at 7-7. With the momentum swinging in their favor, the Gators scored 31-straight points and took a 31-7 lead early in the fourth quarter. The running back tandem of Jones and Taylor each nearly rushed for 200 yards, as Jones finished with 192 and two scores while Taylor added 197 and a pair of touchdowns. After tying the game in the second quarter, the Gators' defense locked down and held UGA scoreless on their next eight possessions.

Score by Quarters	1	2	3	4	Score
Florida	0	14	10	14	38
Georgia	7	0	0	13	20

Scoring Summary

Qtr	Time	Scoring Play	UF-UGA
1st	9:02	UGA - Chubb, N. 39 yd run (Morgan, M. kick), 9-85 2:43	UF 0 - UGA 7
	8:25	UF - McNeely, M. 21 yd run (Velez, F. kick), 14-78 6:35	UF 7 - UGA 7
2nd	5:06	UF - Taylor, K. 2 yd run (Velez, F. kick), 5-64 1:57	UF 14 - UGA 7
	12:07	UF - Jones, M. 44 yd run (Velez, F. kick), 6-73 2:53	UF 21 - UGA 7
3rd	5:09	UF - Velez, F. 21 yd field goal, 10-56 6:13	UF 24 - UGA 7
	13:49	UF - Jones, M. 1 yd run (Hardin, A. kick), 5-26 1:57	UF 31 - UGA 7
	11:06	UGA - Chubb, N. 10 yd pass from Mason, H. (Mason pass failed), 9-68 2:43	UF 31 - UGA 13
4th	2:11	UF - Taylor, K. 65 yd run (Hardin, A. kick), 6-98 3:06	UF 38 - UGA 13
	0:03	UGA - Douglas, B. 1 yd run (Morgan, M. kick), 10-75	UF 38 - UGA 20

Team Statistics

	UF	UGA
First Downs	19	21
Rushes-Yards (Net)	60-418	32-141
Passing Yards (Net)	27	319
Passes Comp.-Att.-Int.	3-6-0	26-42-0
Total Offense Plays-Yards	66-445	74-460
Punt Returns-Yards	2-38	2-13
Kickoff Returns-Yards	3-47	5-92
Punts-Average	5-46.0	6-33.0
Fumbles-Lost	3-1	3-1
Penalties-Yards	4-31	4-30
Possession Time	32:41	27:19
Sacks By: Number-Yards	3-23	0-0

Individual Statistics

Passing	UF - Harris 3-6-0-27
	UGA - Mason 26-42-0-319 (TD)
Rushing	UF - Taylor 25-197 (2 TD), Jones 25-192 (2 TD), Harris 6-37, McNeely 1-21 (TD), Debose 1-(-5), Team 2-(-24)
	UGA - Chubb 21-156 (TD), Douglas 4-1 (TD), Team 1-0, Mason 6-(-16)
Receiving	UF - Pittman 1-13, Jones 1-12, Powell 1-2
	UGA - Mitchell 7-55, Bennett 6-60, Chubb 5-59, Conley 3-49, Blazevich 2-44, Davis, J. 1-24, Davis, R. 1-18, Towns 1-10
Sacks	UF - Cox 1-10, Cummings 1-7, Fowler 1-6
Interceptions	UGA - none
	UF - none
Fumbles	UGA - none
	UF - Team 1-0, Harris 1-1, Debose 1-0
	UGA - Chubb 2-1, Team 1-0

COACHES
PLAYERS
2014 RECAP
HISTORY
HONORS
NFL GATORS
RESULTS
RECORDS
LETTERWINNERS
UF ATHLETICS

FLORIDA 34, VANDERBILT 10

November 8, 2014 (Attendance: 35,191)
Vanderbilt Stadium | Nashville, Tenn.

The Florida Gators used a balanced performance from its offense and another solid defensive outing to beat the Vanderbilt Commodores 34-10 in Nashville. A week after the UF ground attack led the way against Georgia, the offense found some balance as freshman quarterback Treon Harris threw for 215 yards. He also had 49 yards rushing with a pair of rushing touchdowns. The rushing attack totaled 214 yards, led by Matt Jones' 82 yards on 17 carries. After giving up an 86 yard touchdown drive on the second series of the game, the Gators limited the Dores to 221 yards the remainder of the game and allowed only one field goal in the fourth quarter. The defense forced four turnovers while the offense kept control of the ball. Vernon Hargreaves had an interception and a fumble recovery, while freshman Jalen Tabor made a spectacular one-handed pick in the end zone.

Score by Quarters	1	2	3	4	Score
Florida	7	10	0	17	34
Vanderbilt	7	0	0	3	10

Scoring Summary

Qtr	Time	Scoring Play	UF-VU
1st	7:41	VU - Scheu, S. 33 yd pass from McCrary, J. (Openshaw, T. kick), 7-86 3:38	UF 0 - VU 7
	3:34	UF - Taylor, K. 13 yd run (Velez, F. kick), 10-60 4:01	UF 7 - VU 7
2nd	8:38	UF - Driskel, J. 1 yd run (Velez, F. kick), 4-9 1:37	UF 14 - VU 7
	4:02	UF - Velez, F. 40 yd field goal, 9-20 4:23	UF 17 - VU 7
4th	14:51	UF - Harris, T. 7 yd run (Velez, F. kick), 7-84 2:02	UF 24 - VU 7
	13:17	VU - Openshaw, T. 48 yd field goal, 5-38 1:27	UF 24 - VU 10
	10:41	UF - Harris, T. 33 yd run (Velez, F. kick), 6-66 2:29	UF 31 - VU 10
	8:29	UF - Velez, F. 25 yd field goal, 5-18 2:03	UF 34 - VU 10

Team Statistics	UF	VU
First Downs	19	17
Rushes-Yards (Net)	50-214	24-83
Passing Yards (Net)	215	225
Passes Comp.-Att.-Int.	13-22-0	21-45-2
Total Offense Plays-Yards	72-429	69-308
Punt Returns-Yards	2-(-2)	2-14
Kickoff Returns-Yards	3-87	6-151
Punts-Average	5-47.6	6-41.5
Fumbles-Lost	1-0	2-2
Penalties-Yards	10-82	6-49
Possession Time	35:01	24:59
Sacks By: Number-Yards	0-0	2-6

Individual Statistics

Passing	UF - Harris 13-21-0-215, Driskel 0-1-0-0 VU - McCrary 14-35-2-160 (TD), Robinette 7-10-0-65
Rushing	UF - Jones 17-82, Taylor 13-55 (TD), Harris 10-49 (2 TD), Lane 3-12, Driskel 4-10 (TD), Brown 2-8, Powell 1-(-2) VU - Webb 16-83, McCrary 1-2, Robinette 3-(-1), Rivers 4-(-1)
Receiving	UF - Dunbar 4-97, Fulwood 2-62, Robinson 2-22, Powell 1-18, Thompson 1-12, Pittman 1-6, Jones 1-4, Taylor 1-(-6) VU - Rayford 7-44, Dudchock 5-83, Scheu 5-74 (TD), Sims 1-9, Duncan 1-6, Dorrell 1-6, Webb 1-3
Sacks	UF - none VU - Weatherly 1-5, Cunningham 1-1
Interceptions	UF - Hargreaves 1-0, Tabor 1-0 VU - none
Fumbles	UF - Jones 1-0 VU - Webb 2-2

SOUTH CAROLINA 23, FLORIDA 20 (OT)

November 15, 2014 (Attendance: 85,088)
Ben Hill Griffin Stadium at Florida Field | Gainesville, Fla.

Florida suffered yet another heartbreaking loss at home, losing in overtime after having a seven point lead late in the fourth quarter. UF lined up for a field goal with 3:31 left in the game and a touchdown advantage, but the Gamecocks broke free and blocked the attempt. With some momentum swinging their way, USC drove down the field but the Gators defense held strong and got a stop on 4th-and-10. On the ensuing possession, the Florida offense failed to get a first down and lined up to punt with less than a minute remaining. The Gamecocks special teams came up huge again, blocking the punt and setting up their offense at the UF 34-yard line. USC marched right down the field and scored to tie the game with 12 seconds left. In the overtime period, Florida's offense stalled again and kicked a field goal. South Carolina meanwhile used the ground game and Mike Davis to pound the ball down toward the goal line. Quarterback Dylan Thompson then kept a bootleg and sprinted to the left corner of the endzone to win the game.

Score by Quarters	1	2	3	4	OT	Score
South Carolina	10	0	0	7	6	23
Florida	0	10	7	0	3	20

Scoring Summary

Qtr	Time	Scoring Play	SC-UF
1st	12:00	SC - Wilds, B. 20 yd run (Fry, E. kick), 8-85 3:00	SC 7 - UF 0
	2:15	SC - Fry, E. 31 yd field goal, 15-66 8:22	SC 10 - UF 0
2nd	6:37	UF - Velez, F. 34 yd field goal, 9-46 4:57	SC 10 - UF 3
	0:24	UF - Robison, D. 11 yd pass from Harris, T. (Velez, F. kick), 5:50 1:01	SC 10 - UF 10
3rd	1:56	UF - Jones, M. 1 yd run (Velez, F. kick), 9-46 4:57	SC 10 - UF 17
4th	0:12	SC - Davis, M. 0 yd fumble recovery (Fry, E. kick), 4-34 0:27	SC 17 - UF 17
OT		UF - Hardin, A. 35 yd field goal, 4-7	SC 17 - UF 20
		SC - Thompson, D. 4 yd run, 7-25	SC 23 - UF 20

Team Statistics	SC	UF
First Downs	19	15
Rushes-Yards (Net)	38-95	49-218
Passing Yards (Net)	206	60
Passes Comp.-Att.-Int.	22-42-0	278
Total Offense Plays-Yards	80-301	60-278
Punt Returns-Yards	2-9	3-4
Kickoff Returns-Yards	2-32	4-28
Punts-Average	5-40.4	7-31.1
Fumbles-Lost	3-1	3-1
Penalties-Yards	6-67	10-75
Possession Time	31:30	28:30
Sacks By: Number-Yards	1-5	2-15

Individual Statistics

Passing	SC - Thompson 22-41-0-206, Cooper 0-1-0-0 UF - Harris 5-11-60-0 (TD)
Rushing	SC - Davis 15-56 (TD), Wilds 12-34 (TD), Cooper 2-0, Williams 3-8, Team 1-(-1), Thompson 5-(-11) (TD) UF - Harris 20-111, Jones 18-63 (TD), Taylor 9-47, Powell 1-2, Team 1-(-5)
Receiving	SC - Cooper 4-40, Adams 4-23, Wilds 3-31, Jones 3-20, Roland 2-30, Anderson 2-27, Davis 2-23, Byrd 2-12 UF - Robison 3-20 (TD), Pittman 1-32, Westbrook 1-8
Sacks	SC - Williams 0.5-3, Golightly 0.5-2 UF - Bullard 1-8, Fowler 1-7
Interceptions	SC - None UF - None
Fumbles	SC - Davis 1-0, Thompson 1-0, Roland 1-1 UF - Harris 2-1, Joyer 1-0

FLORIDA 52, EASTERN KENTUCKY 3

November 22, 2014 (Attendance: 83,399)
Ben Hill Griffin Stadium at Florida Field | Gainesville, Fla.

The Gators sent their seniors and head coach Will Muschamp out in style, dominating their final appearance in The Swamp. Florida scored on its first two possessions and never looked back, surrendering only three points on the day. The passing attack came alive, as both UF quarterbacks aired it out and connected on some big plays, allowing wide receivers Demarcus Robinson (4 catches, 137 yards, 2 TD) and Quinton Dunbar (3 catches, 107 yards, 2 TD) to have huge days. Freshman Treon Harris started the game and completed just 4-of-12 passes, but they went for 162 yards and a pair of scores. Jeff Driskel entered and completed 9-of-11 attempts for 164 yards and three touchdowns. Senior Mike McNeely caught the final touchdown in the fourth quarter. The defense was stout all day, forcing 10 three-and-outs and limiting the EKU offense to just 1.8 yards per rush and 2.2 yards per pass attempt.

Score by Quarters	1	2	3	4	Score
Eastern Kentucky	3	0	0	0	3
Florida	17	14	7	14	52

Scoring Summary

Qtr	Time	Scoring Play	EKU-UF
1st	12:08	UF - Hardin,A. 48 yd field goal, 4-(-4) 1:21	EKU 0 - UF 3
	08:35	UF - Taylor,Kel. 13 yd run (Hardin,A. kick), 6-23 2:27	EKU 0 - UF 10
	00:55	EKU - Lloyd,A. 51 yd field goal, 13-37 5:16	EKU 3 - UF 10
	00:33	UF - Dunbar,Q. 70 yd pass from Harris,T. (Hardin,A. kick), 1-70 0:22	EKU 3 - UF 17
2nd	08:29	UF - Robinson,D. 19 yd pass from Harris,T. (Hardin,A. kick), 2-19 0:16	EKU 3 - UF 24
	04:40	UF - Driskel,J. 1 yd run (Hardin,A. kick), 6-70 2:41	EKU 3 - UF 31
3rd	06:10	UF - Robinson,D. 38 yd pass from Driskel,J. (Hardin,A. kick), 4-55 1:32	EKU 3 - UF 38
4th	14:53	UF - Dunbar,Q. 29 yd pass from Driskel,J. (Velez,F. kick), 6-65 2:18	EKU 3 - UF 45
	06:18	UF - McNeely,M. 28 yd pass from Driskel,J. (Velez,F. kick), 6-67 3:21	EKU 3 - UF 52

Team Statistics

	EKU	UF
First Downs	12	17
Rushes-Yards (Net)	43-79	38-104
Passing Yards (Net)	63	326
Passes Comp.-Att.-Int.	14-29-0	13-23-0
Total Offense Plays-Yards	72-142	61-430
Punt Returns-Yards	4-21	4-49
Kickoff Returns-Yards	6-116	2-51
Punts-Average	10-38.0	4-49.0
Fumbles-Lost	6-1	1-1
Penalties-Yards	8-71	5-45
Possession Time	32:19	27:41
Sacks By: Number-Yards	1-8	3-17

Individual Statistics

Passing	EKU - Coney 8-19-0-43, Mann 3-6-0-5, McClain 3-3-0-15, Glover 0-1-0-0 UF - Harris 4-12-0-162 (2 TD), Driskel 9-11-0-164 (3 TD)
Rushing	EKU - Sanders 2-25, Mobley 8-23, Hopkins 7-17, McClain 4-15, Wrzuszczak 2-8, Jude 8-8, Coney 3-4, Miller 1-(-4), Team 2-(-8), Mann 6-(-9) UF - Lane 5-60, Taylor 8-29 (TD), Jones 9-27, Driskel 4-8 (TD), Harris 5-8, Brown 2-1, Provancha 1-0, Team 4-(-29)
Receiving	EKU - Daniel 5-18, Mobley 3-11, Glover 2-30, Miller 2-0, Rutledge 1-3, Jude 1-1 UF - Robinson 4-137 (2 TD), Dunbar 3-107 (2 TD), McNeely 2-36 (TD), Pittman 2-23, Burton 1-19, Fulwood 1-4
Sacks	EKU - Kelly 1-8 UF - McCalister 2-14, Ivie 1-3
Interceptions	EKU - None UF - None
Fumbles	EKU - Team 2-0, Jude 2-0, Mobley 1-1, Mann 1-0 UF - Team 1-1

1/2 FLORIDA STATE 24, FLORIDA 19

November 29, 2014 (Attendance: 82,485)
Bobby Bowden Field at Doak Campbell Stadium | Tallahassee, Fla.

Will Muschamp's final game as head coach was defined by missed opportunities after yet another stellar defensive showing. After intercepting Heisman Trophy-winning quarterback Jameis Winston four times and limiting him to just 125 passing yards, the Florida offense failed to take advantage of great field position and scored just one touchdown on the day. Three first quarter interceptions by the Gators resulted in just two field goals. The momentum swung late in the first quarter when UF quarterback Treon Harris threw a pass to tight end Tevin Westbrook, who couldn't hang on as FSU linebacker Telvin Smith intercepted it and ran it 94 yards the other way for a score, cutting Florida's lead to 9-7. The Seminoles followed with two long touchdown drives on their next two possessions for a 21-9 lead -- which proved to be enough. The Gators scored their lone touchdown after FSU fumbled a punt attempt and UF took over at the 15 yard line. Harris threw a touchdown to Clay Burton on the next play to cut FSU's lead to 21-16 right before halftime. In the second half, neither team managed more than a field goal as the two teams managed just 239 yards of offense after the break.

Score by Quarters	1	2	3	4	Score
Florida	9	7	3	0	19
Florida State	7	14	0	3	24

Scoring Summary

Qtr	Time	Scoring Play	UF-FSU
1st	12:37	UF - Hardin,A. 52 yd field goal, 4-4 0:59	UF 3 - FSU 0
	7:25	UF - Hardin,A. 39 yd field goal, 10-26 4:24	UF 6 - FSU 0
	2:15	UF - Hardin,A. 43 yd field goal, 5-44 2:32	UF 9 - FSU 0
	1:12	FSU - Smith,T. 94 yd interception return (Aguayo,R. kick)	UF 9 - FSU 7
2nd	8:12	FSU - O'Leary,N. 10 yd pass from Winston,J. (Aguayo,R. kick), 12-93 5:03	UF 9 - FSU 14
	2:14	FSU - O'Leary,N. 6 yd pass from Winston,J. (Aguayo,R. kick), 8-83 3:30	UF 9 - FSU 21
	0:47	UF - Burton,C. 15 yd pass from Harris,T. (Hardin,A. kick), 1-15 0:06	UF 16 - FSU 21
3rd	10:16	UF - Hardin,A. 32 yd field goal, 11-44 4:39	UF 19 - FSU 21
4th	3:23	FSU - Aguayo,R. 37 yd field goal, 10-55 6:19	UF 19 - FSU 24

Team Statistics

	UF	FSU
First Downs	13	17
Rushes-Yards (Net)	33-113	41-181
Passing Yards (Net)	169	125
Passes Comp.-Att.-Int.	13-32-2	12-24-4
Total Offense Plays-Yards	65-282	65-306
Punt Returns-Yards	2-16	0-0
Kickoff Returns-Yards	3-85	6-92
Punts-Average	3-46.3	3-36.3
Fumbles-Lost	1-0	2-0
Penalties-Yards	10-105	8-63
Possession Time	28:40	31:20
Sacks By: Number-Yards	1-8	0-0

Individual Statistics

Passing	UF - Harris 13-32-2-169 (TD) FSU - Winston 12-24-4-125 (2 TD)
Rushing	UF - Harris 9-41, Taylor 13-37, Jones 9-29, Powell 1-3, Robinson 1-3 FSU - Cook 24-144, Williams 6-38, Winston 7-16, Edwards 1-4, Pender 1-(-3), Beatty 1-(-18)
Receiving	UF - Robinson 4-71, Powell 3-41, Dunbar 3-21, Pittman 2-21, Burton 1-15 (TD) FSU - O'Leary 4-52 (2 TD), Greene 3-35, Cook 2-28, Wilson 1-8, Williams 1-4, Rudolph 1-(-2)
Sacks	UF - Fowler 1-8 FSU - None
Interceptions	UF - Poole 2-27, Gorman 1-0, Wilson 1-0 FSU - Smith 1-94 (TD), Brutus 1-0
Fumbles	UF - Harris 1-0 FSU - Winston 1-0, Beatty 1-0

2015 BIRMINGHAM BOWL
FLORIDA 28, EAST CAROLINA 20

January 3, 2015 (Attendance: 30,083)
 Legion Field | Birmingham, Ala.

Interim head coach D.J. Durkin led the Gators to an exciting victory to wrap up the 2014 season. Vernon Hargreaves III came up with an interception in the end zone with just over a minute remaining to seal the victory for Florida. The surprise star of the day was running back Adam Lane, who entered the postseason with just eight carries and doubled that total against East Carolina. Lane carried the ball 16 times and totaled 109 yards while scoring his first career touchdown, giving UF a 14-7 lead which it did not relinquish. Brian Poole got the Gators on the scoreboard with a 29-yard interception return in the first quarter. Florida then scored on its next two possessions, with Lane's touchdown and Treon Harris connecting with Brandon Powell for a 13-yard score. In the third quarter, Ahmad Fulwood added the Gators final touchdown taking a screen pass from Harris and racing 86 yards for the winning score. The Florida defense, despite giving up 536 yards on 101 ECU offensive snaps, limited the Pirates to 20 points, forced three turnovers and stopped ECU twice on fourth down.

Score by Quarters	1	2	3	4	Score
East Carolina	7	0	10	3	20
Florida	7	14	7	0	28

Scoring Summary

Qtr	Time	Scoring Play	ECU-UF
1st	7:06	ECU - Hardy, J. 3 yd pass from Carden, S. (Harvey, W. kick), 12-78 3:50	ECU 7 - UF 0
	3:09	UF - Poole, B. 29 yd interception return (Hardin, A. kick)	ECU 7 - UF 7
2nd	14:56	UF - Lane, A. 2 yd run (Hardin, A. kick), 4-68 0:54	ECU 7 - UF 14
	6:23	UF - Powell, B. 13 yd pass from Harris, T. (Hardin, A. kick), 13-80 6:23	ECU 7 - UF 21
3rd	12:51	ECU - Worthy, C. 4 yd pass from Carden, S. (Harvey, W. kick), 4-70 0:42	ECU 14 - UF 21
	11:20	UF - Fulwood, A. 86 yd pass from Harris, T. (Hardin, A. kick), 3-90 1:27	ECU 14 - UF 28
	6:10	ECU - Harvey, W. 24 yd field goal, 7-44 1:26	ECU 17 - UF 28
4th	11:55	ECU - Harvey, W. 24 yd field goal, 10-54 2:59	ECU 20 - UF 28

Team Statistics	ECU	UF
First Downs	32	15
Rushes-Yards (Net)	33-109	43-168
Passing Yards (Net)	427	171
Passes Comp.-Att.-Int.	34-68-2	13-28-1
Total Offense Plays-Yards	101-536	71-339
Punt Returns-Yards	3-18	2-1
Kickoff Returns-Yards	3-75	4-109
Punts-Average	6-44.5	8-42.9
Fumbles-Lost	2-1	2-2
Penalties-Yards	5-35	6-40
Possession Time	32:23	27:37
Sacks By: Number-Yards	2-7	4-34

Individual Statistics

Passing	ECU - Carden 34-66-2-427 (2 TD), Jones 0-1-0-0, Hardy 0-1-0-0 UF - Driskel 8-17-0-48, Harris 5-11-1-123 (2 TD)
Rushing	ECU - Hairston 17-73, Scott 5-44, Berkert 2-6, Carden 9-(-14) UF - Lane 16-109 (TD), Harris 10-41, Brown 8-21, Driskel 3-7, Taylor 4-0, Team 2-(-10)
Receiving	ECU - Hardy 11-160 (TD), Worthy 8-130 (TD), Jones 6-64, Williams, J. 3-24, Grayson 2-36, Johnson 1-5, Williams, Bryce 1-5, Baggett 1-2, Scott 1-1 UF - Robinson 6-36, Powell 3-20 (TD), Fulwood 1-86 (TD), Burton 1-18, Dunbar 1-6, Thompson 1-5
Sacks	ECU - Presley 1.0-3, Williams, Brandon 0.5-2, Falls 0.5-2 UF - Fowler 3.0-22, Bullard 1.0-12
Interceptions	ECU - Hawkins 1-0 UF - Poole 1-29 (TD), Hargreaves 1-0
Fumbles	ECU - Berkert 1-1, Jones 1-0 UF - Thompson 1-1, Lane 1-1

2015 GAME-BY-GAME STARTERS

OFFENSE

Game	LT	LG	C	RG	RT	TE	QB	RB	WR/X	WR/Y	WR/Z
Eastern Michigan	Humphries	Thurman	Garcia	Brown	Green	Burton	Driskel	Jones	Dunbar	Pittman	Fulwood
Kentucky	Green	Thurman	Garcia	Brown	Johnson	Burton	Driskel	Jones	Robinson	Pittman	Dunbar
Alabama	Green	Moore	Garcia	Brown	Johnson	Burton	Driskel	Jones	Robinson	Pittman	Dunbar
Tennessee	Humphries	Thurman	Garcia	Moore	Green	Burton	Driskel	Jones	Robinson	Pittman	Dunbar
LSU	Humphries	Thurman	Garcia	Brown	Green	Burton	Driskel	Taylor	Robinson	Pittman	Dunbar
Missouri	Humphries	Thurman	Garcia	Brown	Green	Burton	Driskel	Jones	Robinson	Worton	Fulwood
Georgia	Humphries	Moore	Garcia	Brown	Green	Powell (RB)	Harris	Jones	Robinson	Pittman	Fulwood
Vanderbilt	Humphries	Thurman	Garcia	Moore	Green	Burton	Harris	Jones	Robinson	Pittman	Fulwood
South Carolina	Humphries	Thurman	Garcia	Moore	Green	Powell (WR)	Harris	Jones	Robinson	Pittman	Dunbar
Eastern Kentucky	Humphries	Thurman	Garcia	Moore	Green	Burton	Harris	Jones	Robinson	Westbrook (TE)	Dunbar
Florida State	Humphries	Thurman	Garcia	Moore	Green	Burton	Harris	Jones	Robinson	Pittman	Dunbar
East Carolina	Humphries	Thurman	Garcia	Moore	Johnson	Burton	Harris	Taylor	Robinson	Westbrook (TE)	Fulwood

DEFENSE

Game	Nose	DT	Buck	DE	SAM	MIKE	WILL	CB	S	S	CB
Eastern Michigan	Bullard	Orr	Fowler	Cox	Ball	Taylor	Morrison	Poole	Neal	Gorman	Hargreaves
Kentucky	Cummings	Bullard	Fowler	Cox	Maye (NICK)	Taylor	Morrison	Poole	Neal	Gorman	Hargreaves
Alabama	Cummings	Orr	Fowler	Bullard	Maye (NICK)	Taylor	Morrison	Poole	Neal	Gorman	Hargreaves
Tennessee	Cummings	Bullard	Fowler	Cox	Poole (NICK)	Morrison	Ball	Tabor	Neal	Dawson	Hargreaves
LSU	Cummings	Bullard	Fowler	Cox	Ball	Davis	Morrison	Poole	Neal	Maye	Hargreaves
Missouri	Cummings	Bullard	Fowler	Cox	Ball	Maye (NICK)	Morrison	Tabor	Neal	Gorman	Hargreaves
Georgia	Cummings	Bullard	Fowler	Cox	Ball	Maye (NICK)	Morrison	Wilson	Neal	Gorman	Hargreaves
Vanderbilt	Cummings	Bullard	Fowler	Cox	Ball	Taylor	Morrison	Poole	Maye	Gorman	Hargreaves
South Carolina	Cummings	Bullard	Fowler	Cox	Ball	Poole (NICK)	Morrison	Wilson	Maye	Gorman	Hargreaves
Eastern Kentucky	Cummings	Bullard	Fowler	Cox	Poole (NICK)	Taylor	Morrison	Tabor	Maye	Gorman	Hargreaves
Florida State	Cummings	Bullard	Fowler	Cox	Poole (NICK)	Taylor	Morrison	Tabor	Maye	Gorman	Hargreaves
East Carolina	Brantley	Ivie	Fowler	Bullard	Poole (NICK)	Taylor	Morrison	Tabor	Neal	Gorman	Hargreaves

1997 SUGAR BOWL

³ FLORIDA 52
¹ FLORIDA STATE 20

January 2, 1997 (Attendance: 78,344)
 Louisiana Superdome | New Orleans, La.

The third-ranked Gators lay claim to their first national championship as they stripped top-ranked Florida State's hopes for a perfect season with a 52-20 victory before a Superdome Sugar Bowl record crowd of 78,344 and an ABC national television audience in the 1997 Nokia Sugar Bowl. With Ohio State's 20-17 defeat of undefeated and second ranked Arizona State the day before in the Rose Bowl, Florida was voted national champions in both major polls for the first time in school history. FSU opened with a 33-yard pass from quarterback Thad Busby to Andre Cooper, but the Gator defense snuffed out the Seminoles on 4th-and-one from the UF 23-yard line. Senior quarterback Danny Wuerffel took over, marching Florida down the field with five passes for 73 yards, capped by a 9-yard touchdown pass junior wide receiver Ike Hilliard. Bart Edmiston added a 32-yard field goal and the Gators led 10-3 after the first quarter. Florida, which worked out of the shotgun for much of the game, drove 73 yards in 26 seconds as junior tailback Fred Taylor punched it in from two yards out to put UF ahead 17-3, marking the first time FSU trailed by more than 7 points the entire season. The Seminoles closed to 17-10 only to watch the Gators' shotgun offense respond with a 65-yard drive in just four plays as Hilliard added another touchdown. Florida State managed to respond with a quick drive of their own, cutting the UF lead to 24-17 on a 12-yard run by Warrick Dunn with under a minute left in the half. Scott Bentley trimmed the Gator lead to 24-20 on a 45-yard field goal less than five minutes into the second half, but the Seminoles would not score again. Florida sealed the victory by scoring the final 28 points of the game, a run that began with Hilliard's third touchdown reception of the game on an 8-yard catch from Wuerffel. Wuerffel then scrambled 16 yards for a score to put UF up 38-20 with 13 seconds left in the third quarter, and Terry Jackson added two fourth quarter touchdowns, including a 42-yarder, for the final margin. The Gator defense was strong from start to finish, stopping the Seminoles on downs at the UF 23 on the game's opening possession and holding FSU to just 42 net yards rushing total, just two yards shy of the UF bowl record set against Baylor in the 1960 Gator Bowl. The Seminoles were successful on only five of 18 third down conversions, with two Gator interceptions. The Gator special teams also played well, with sophomore punter Robby Stevenson pinning the Seminoles inside the five-yard line on two different occasions while averaging 48.1 yards per punt. The 38-point margin of victory was the largest against a No.1-ranked team in bowl history and marked Florida's first-ever victory over the nation's top-ranked team.

Score by Quarters	1	2	3	4	Score
Florida	10	14	14	14	52
Florida State	3	14	3	0	20

Scoring Summary

Qtr	Time	Scoring Play	UF-FSU
1st	9:48	UF - Hilliard 9-yd pass from Wuerffel (Edmiston kick), 9-77 2:55	UF 7 - FSU 0
	7:49	FSU - Bentley 43-yd field goal, 8-55 1:59	UF 7 - FSU 3
	2:44	UF - Edmiston 32-yd field goal, 5-11 0:43	UF 10 - FSU 3
2nd	11:28	UF - Taylor 2-yd run (Edmiston kick), 4-73 0:26	UF 17 - FSU 3
	7:28	FSU - Green 29-yd pass from Busby (Bentley kick), 7-63 1:52	UF 17 - FSU 10
	5:18	UF - Hilliard 31-yd pass from Wuerffel (Edmiston kick), 4-65 2:10	UF 24 - FSU 10
	0:40	FSU - Dunn 12-yd run (Bentley kick), 5-66 1:17	UF 24 - FSU 17
3rd	10:24	FSU - Bentley 45-yd field goal, 6-30 2:35	UF 24 - FSU 20
	5:43	UF - Hilliard 8-yd pass from Wuerffel (Edmiston kick), 4-24 1:51	UF 31 - FSU 20
	0:13	UF - Wuerffel 16-yd run (Edmiston kick), 9-68 3:56	UF 38 - FSU 20
4th	8:52	UF - Jackson 42-yd run (Edmiston kick), 5-62 2:48	UF 45 - FSU 20
	2:12	UF - Jackson 1-yd run (Edmiston kick), 10-70 5:15	UF 52 - FSU 20

Team Statistics

	UF	FSU
First Downs	26	13
Rushes-Yards (Net)	43-168	21-42
Passing Yards (Net)	306	271
Passes Comp-Att-Int	18-34-1	17-42-2
Total Offense Plays-Yards	77-474	63-313
Punt Returns-Yards	6-69	5-74
Kickoff Returns-Yards	4-93	8-152
Punts-Average	7-48.1	8-46.4
Fumbles-Lost	1-0	0-0
Penalties-Yards	15-102	14-115
Possession Time	36:27	23:33
Sacks By: Number-Yards	3-25	5-26

Individual Statistics

Passing	UF - Wuerffel 18-34-306-1 (3 TD)
	FSU - Busby 17-41-271-1 (TD), Kendra 0-1-0-1
Rushing	UF - Jackson 12-118 (2 TD), Taylor 18-60 (TD), Williams 4-2, Schottenheimer 1-0, McCaslin 2-(-2), Wuerffel 6-(-10) (TD)
	FSU - Dunn 9-28 (TD), Warrick 1-12, Williams 2-7, Feaster 2-1, Busby 7-(-6)
Receiving	UF - Hilliard 7-150 (3 TD), Green 5-79, Anthony 4-50, Mobley 1-16, Taylor 1-11
	FSU - Messam 5-48, Cooper 4-82, Green 3-86 (TD), Pearsall 1-25, Dunn 1-12, Abdullah 1-10, Warrick 1-7, Williams 1-1
Sacks	UF - Chester 2.0-14, Davis 1.0-11
	FSU - Boulware 2.0-6, Wadsworth 1.0-8, Wilson 1.0-7, Spires 1.0-5
Interceptions	UF - Badeaux 1-7, Brown 1-0
	FSU - Crawford 1-22



COACHES
 PLAYERS
 2014 RECAP
 HISTORY
 HONORS
 NFL GATORS
 RESULTS
 RECORDS
 LETTERWINNERS
 UF ATHLETICS

2007 BCS NATIONAL CHAMPIONSHIP

² FLORIDA 41¹ OHIO STATE 14

January 8, 2007 (Attendance: 74,628)

University of Phoenix Stadium | Glendale, Ariz.

Senior quarterback Chris Leak threw for a touchdown and senior running back DeShawn Wynn ran for another score to lead the second-ranked University of Florida football team to a 41-14 victory over Ohio State in the Tostitos BCS National Championship Game, earning the Gators their second-ever national football championship. With the win, Florida became the first school in NCAA Division I history to capture national titles in football and men's basketball during the same calendar year, having earned its first title on the hardwood by defeating UCLA in April. Ohio State struck first when Ted Ginn, Jr., returned the game's opening kickoff 93 yards for a touchdown. The Gators tied the game at 7-7 when Leak connected with senior wide receiver Dallas Baker for a 14-yard score just 4:13 later. Leak completed 5-of-5 passes for 35 yards on the drive, which was set up by a 33-yard kick return by freshman running back Brandon James and a subsequent 15-yard facemask penalty against the Buckeyes. The Gators took a lead they would not relinquish at the 5:51 mark of the first quarter when freshman wide receiver Percy Harvin took an option pitch from Leak and ran four yards for his third touchdown of the season. Senior kicker Chris Hetland converted the point-after attempt to give UF a 14-7 advantage. After senior cornerback Reggie Lewis intercepted Ohio State quarterback Troy Smith with 2:49 left to play in the opening quarter, Wynn plowed into the endzone from two yards out to cap a 10-play, 71-yard drive that gave Florida a 21-7 lead. The score was Wynn's sixth of the season and the 25th of his UF career, moving him into a tie with Buford Long for sixth on the all-time school list. An 18-yard touchdown run by Antonio Pittman cut the Gators' lead to 21-14 with just over 13 minutes left to play in the first half, but Hetland connected on a 43-yard field goal – his longest of the season – to push Florida's advantage to 24-14 with six minutes remaining in the half. Hetland added a 40-yard field goal to increase the Gators' lead to 27-14. On the first play of Ohio State's ensuing possession, junior defensive end Jarvis Moss sacked Smith, forcing a fumble that sophomore defensive end Derrick Harvey picked up and returned to the Buckeyes' five-yard line. On third-and-goal from the OSU one-yard line, freshman quarterback Tim Tebow hit junior wide receiver Andre Caldwell for a scoring strike that gave the Gators a 34-14 lead at halftime. After a scoreless third quarter, Tebow put the Gators ahead, 41-14, with a one-yard plunge at the 10:30 mark of the final period. On the play, Tebow tied Jimmy Fisher's single-season school record for touchdown runs by a quarterback, set in 1979, with eight on the campaign. That touchdown would prove to be the final score of the night, propelling the Gators to the 41-14 win. UF's victory over the Buckeyes improved their mark to 3-1 all-time in BCS bowl games, and stood as their first win over a top-ranked team since defeating Florida State in Gainesville on Nov. 22, 1997. Florida Head Coach Urban Meyer became just the seventh coach in NCAA history to guide a team to a national championship in his first or second year at a school.

Score by Quarters	1	2	3	4	Score
Florida	14	20	0	7	41
Ohio State	7	7	0	0	14

Scoring Summary

Qtr	Time	Scoring Play	UF-OSU
1st	14:44	OSU - Ginn, Jr. 93-yd kickoff return (Pettrey kick)	UF 0 - OSU 7
	10:31	UF - Baker 14-yd pass from Leak (Hetland kick), 7-46 4:13	UF 7 - OSU 7
	5:51	UF - Harvin 4-yd run (Hetland kick), 5-34 2:37	UF 14 - OSU 7
2nd	14:56	UF - Wynn 2-yd run (Hetland kick), 10-71 2:53	UF 21 - OSU 7
	13:32	OSU - Pittman 18-yd run (Pettrey kick), 4-64 1:24	UF 21 - OSU 14
	6:00	UF - Hetland 42-yd field goal, 9-32 3:04	UF 24 - OSU 14
	1:53	UF - Hetland 40-yd field goal, 4-6 1:44	UF 27 - OSU 14
4th	0:23	UF - Caldwell 1-yd pass from Tebow (Hetland kick), 3-5 1:05	UF 34 - OSU 14
	10:20	UF - Tebow 1-yd run (Hetland kick), 8-39 3:42	UF 41 - OSU 14

Team Statistics

	UF	OSU
First Downs	21	8
Rushes-Yards (Net)	43-156	23-47
Passing Yards (Net)	214	35
Passes Comp-Att-Int	26-37-0	4-14-1
Total Offense Plays-Yards	80-370	37-82
Punt Returns-Yards	4-28	1-13
Kickoff Returns-Yards	1-33	6-193
Punts-Average	4-44.3	6-37.8
Fumbles-Lost	0-0	1-1
Penalties-Yards	6-50	5-50
Possession Time	40:48	19:12
Sacks By: Number-Yards	5-51	1-7

Individual Statistics

Passing	UF - Leak 25-36-213-0 (TD), Tebow 1-1-1-0 (TD)
	OSU - Smith 4-14-35-1
Rushing	UF - Wynn 19-69 (TD), Tebow 10-39 (TD), Harvin 5-22 (TD), Caldwell 3-7, Leak 3-7, Moore 2-7, TEAM 1-(-1)
	OSU - Pittman 10-62 (TD), Wells 2-9, Hartline 1-5, Smith 10-(-29)
	UF - Harvin 9-60, Cornelius 5-50, Ingram 4-58, Baker 4-23 (TD), Latsko 2-17, Caldwell 2-6 (TD)
Receiving	OSU - Gonzalez 2-11, Hartline 1-13, Pittman 1-11
	UF - Harvey 3-31, Moss 2-20
Sacks	OSU - Gholston 1-7
	UF - Harvey 3-31, Moss 2-20
Interceptions	UF - Lewis 1-0
	OSU - None



2009 BCS CHAMPIONSHIP

² FLORIDA 24
¹ OKLAHOMA 14

January 8, 2009 (Attendance: 78,468)
 Dolphin Stadium | Miami, Fla.

Winning their second national championship in three years - and third overall - the No. 2 Gators defeated the No. 1 Oklahoma Sooners, 24-14, in the FedEx BCS National Championship at Dolphin Stadium. Florida completed its national championship run with a 13-1 record on the season, tying a school record for wins (13). Gator senior wide receiver Louis Murphy, junior wide receiver/running back Percy Harvin and redshirt junior wide receiver David Nelson were touchdown targets of junior quarterback Tim Tebow, who threw for 231 yards (18-of-30) and racked up 109 yards on the ground in the win over Oklahoma. Senior kicker Jonathan Phillips tacked on three more points, connecting on a fourth quarter field goal to help lead the Gators over the Sooners. After recording the first scoreless first quarter since the 1999 BCS National Championship (Florida State vs. Tennessee) and holding Oklahoma to their first scoreless first quarter all season, the Gators found the end zone first on a 20-yard pass from Tebow to Murphy, marking Murphy's 27th-straight game with a catch. Tebow's connection with Murphy marked the first time the Sooners allowed their opponent to score first all season, while Phillips' extra point put the Gators ahead 7-0. It didn't take long for the Sooners to answer as just two and a half minutes later quarterback Sam Bradford hit Oklahoma tight end Jermaine Gresham on a six-yard touchdown pass. OU drove 65 yards for the score to tie the game 7-7. Sophomore Torrey Davis led the Gator defense on the Sooners' next possession, rallying for a key fourth-and-one stop that prevented the Sooners from jumping ahead after a Tebow interception. Harvin capitalized on the momentum with a 46-yard run that got the Gators out to midfield. Although UF punted on the possession, the Gator defense held on the Sooners' ensuing drive, ending an OU drive on Florida's three-yard line when junior Major Wright intercepted Bradford. Wright's pick was UF's 25th of the season, a single-season school record for team interceptions, and took both teams to the locker room tied, 7-7, at the half. After the Gators and Sooners swapped possessions to open the second half of the game, the Gators jumped out of the gates, stringing together a 75-yard scoring drive when Harvin scored on a two-yard run with 5:22 to go in the third quarter. Tebow rushed for 49 yards on the drive and Phillips found the uprights to put Florida ahead 14-7. On Oklahoma's next drive, sophomore defensive end Carlos Dunlap got his hands on an Oklahoma punt to record Florida's ninth blocked kick of the season, tying a school record (1995). Following a Gator punt, the Sooners closed the gap when Bradford connected with Gresham for his second touchdown of the night, an 11-yard pass to cap off a 77-yard drive and tie the score, 14-14. After a 27-yard Phillips field goal put Florida ahead 17-14, sophomore safety Ahmad Black kept the momentum in favor of the Gators, intercepting Bradford to give the Gators possession on their own 24 yard-line. The Gators capped the game when Tebow connected with David Nelson for a four-yard touchdown, giving Florida a 24-13 lead, the final margin.

Score by Quarters	1	2	3	4	Score
Florida	0	7	7	10	24
Oklahoma	0	7	0	7	14

Scoring Summary

Qtr	Time	Scoring Play	UF-OU
2nd	14:02	UF - Murphy 20-yd pass from Tebow (Phillips kick), 12-86 5:50	UF 7 - OU 0
	11:49	OU - Gresham 6-yd pass from Bradford (Stevens kick), 6-65 2:13	UF 7 - OU 7
3rd	4:21	UF - Harvin 2-yd run (Phillips kick), 13-75 5:22	UF 14 - OU 7
	12:13	OU - Gresham 11-yd pass from Bradford (Stevens kick), 8-77 2:36	UF 14 - OU 14
4th	10:45	UF - Phillips 27-yd field goal, 6-68 1:28	UF 17 - OU 14
	3:07	UF - Nelson 4-yd pass from Tebow (Phillips kick), 11-76 6:52	UF 24 - OU 14

Team Statistics

	UF	OU
First Downs	24	25
Rushes-Yards (Net)	44-249	29-107
Passing Yards (Net)	231	256
Passes Comp-Att-Int	18-30-2	26-41-2
Total Offense Plays-Yards	74-480	70-363
Punt Returns-Yards	1-1	1-15
Kickoff Returns-Yards	3-51	5-118
Punts-Average	3-51.7	3-38.7
Fumbles-Lost	0-0	0-0
Penalties-Yards	8-81	4-31
Possession Time	34:57	25:03
Sacks By: Number-Yards	2-18	0-0

Individual Statistics

Passing	UF - Tebow 18-30-231-2 (2 TD)
	OU - Bradford 26-41-256-2 (2 TD)
Rushing	UF - Harvin 9-122 (TD), Tebow 22-109, Demps 9-23, Moody 1-0, TEAM 2-(-2), Rainey 1-(-3)
	OU - Brown 22-110, Madu 4-12, Broyles 1-3, Bradford 2-(-18)
Receiving	UF - Hernandez 5-57, Harvin 5-49, Murphy 2-44 (TD), Nelson 2-33 (TD), Cooper 2-28, Rainey 1-11, James 1-9
	OU - Gresham 8-62 (2 TD), Iglesias 5-58, Johnson 4-29, Broyles 4-26, Brown 2-37, Chaney 2-37, Madu 1-7
Sacks	UF - Hicks 1-14, Doe 0.5-4, Dunlap 0.5-4
Interceptions	OU - None
	UF - Wright 1-0, Black 1-0
	OU - McCoy 1-12, Harris 1-8



FLORIDA HAS WON AN SEC-BEST 7 SEC CHAMPIONSHIP GAMES AND APPEARED IN THE GAME A LEAGUE-HIGH 10 TIMES



1991 SEC CHAMPIONS

10-2 overall, 7-0 SEC

Florida defeated Kentucky on Nov. 16, 1991, to clinch the school's first SEC Championship with an undefeated conference record. The Gators dominated during league play, with an average margin of victory of 21.7 points in SEC contests. Running back Errict Rhett rushed for 1,109 yards and 10 touchdowns, and quarterback Shane Matthews threw for 3,130 yards and 28 touchdowns to lead a Florida offense that averaged 52.3 points in SEC games.

FLORIDA 45, ALABAMA 30

December 7, 1996
Georgia Dome | Atlanta, Ga.
12-1 overall, 8-0 SEC

Quarterback Danny Wuerffel became the only player to repeat as SEC Championship Game MVP, leading the Gators to their fourth-straight conference title. Wuerffel threw for an SEC Championship Game record 401 yards and six touchdowns against the Crimson Tide's vaunted defense, ranked sixth in the nation entering the game. Wide receiver Reidel Anthony was Wuerffel's main target, setting three game records of his own with 11 catches for 171 yards and three touchdowns.

FLORIDA 28, ALABAMA 13

December 4, 1993
Legion Field | Birmingham, Ala.
11-2 overall, 7-1 SEC

Quarterback Terry Dean earned MVP honors, throwing for 256 yards and two touchdowns, as the Gators won their second SEC Championship. After three quarters, UF held a slim 14-13 lead. Punter Shayne Edge took off for a 20-yard gain on fourth-and-eight, and Dean hit wide receiver Jack Jackson with a 43-yard pass to give Florida an eight-point lead. The Gator defense held strong and secured the win.

FLORIDA 28, AUBURN 6

December 2, 2000
Georgia Dome | Atlanta, Ga.
10-3 overall, 7-1 SEC

MVP quarterback Rex Grossman threw for four touchdowns as the Gators won their fifth SEC Championship Game. Florida jumped out to a 21-0 lead in the first half and held on from there as UF's defense held SEC Player of the Year Rudi Johnson to just 47 yards rushing. Grossman's arm and the running of tailback Earnest Graham, who finished with 169 yards on 19 carries, helped UF win the school's sixth SEC Title.

FLORIDA 24, ALABAMA 23

December 3, 1994
Georgia Dome | Atlanta, Ga.
10-2-1 overall, 7-1 SEC

Defensive tackle Ellis Johnson had an SEC Championship Game record three tackles-for-loss, including two sacks, as Florida won its second-straight SEC title. Quarterback Danny Wuerffel helped the team overcome a 23-17 fourth-quarter deficit with a two-yard touchdown pass to wideout Chris Doering that capped an 80-yard scoring drive with 5:39 remaining. UF forced a turnover on Alabama's final drive and Johnson, the defensive star of the game, earned MVP honors.

FLORIDA 38, ARKANSAS 28

December 2, 2006
Georgia Dome | Atlanta, Ga.
13-1 overall, 7-1 SEC

Wide receiver Percy Harvin became just the second freshman to earn the SEC Championship Game MVP honor, totaling 167 yards and two touchdowns. UF was trailing 21-17 late in the third quarter when cornerback Wondy Pierre-Louis recovered a muffed punt in the end zone to put Florida ahead for good. Harvin had a 67-yard touchdown run that opened the game up in the fourth quarter and wide receiver Andre Caldwell threw a five-yard touchdown pass to tight end Tate Casey to cap the scoring and send the Gators to the BCS National Championship Game for the first time in school history.

SEC CHAMPIONSHIP GAME WINS

Florida	7
Alabama	5
Auburn	3
LSU	3
Georgia	2
Tennessee	2

SEC CHAMPIONSHIP GAME APPEARANCES

Florida	10
Alabama	9
Auburn	5
Tennessee	5
Georgia	4
LSU	4
Arkansas	3
Missouri	2
Ole Miss	1
South Carolina	1

FLORIDA 34, ARKANSAS 3

December 2, 1995
Georgia Dome | Atlanta, Ga.
12-1 overall, 8-0 SEC

Quarterback Danny Wuerffel threw for two touchdowns as the No. 2-ranked Gators dominated the Razorbacks. Arkansas got on the board first, but the Florida defense forced four turnovers and shut down the Hogs for the rest of the game. Wuerffel connected with wide receiver Chris Doering on a 22-yard pass in the first quarter and threw a 29-yard strike to wideout Ike Hilliard in the third quarter, helping Wuerffel earn the game's MVP honor.

FLORIDA 31, ALABAMA 20

December 6, 2008
Georgia Dome | Atlanta, Ga.
13-1 overall, 7-1 SEC

In front of a record crowd at the Georgia Dome, the Gators claimed their eighth SEC title. Florida dominated in the fourth quarter, gaining 130 total yards of offense and limiting the Crimson Tide to just one yard of offense. Florida scored 14 unanswered points in the fourth quarter to overcome a 20-17 deficit. MVP Tim Tebow hooked up with wide receiver Riley Cooper for a five-yard touchdown pass to seal the game with less than three minutes left as the Gators clinched a spot in the BCS National Championship Game for the second time in three years.

1993 SEC CHAMPIONSHIP GAME

⁹ FLORIDA 28, ¹⁷ ALABAMA 13

December 4, 1993 (Attendance: 76,345)
Legion Field | Birmingham, Ala.

Using a solid defense, Florida defeated Alabama 28-13 at Legion Field in Birmingham, Ala. to capture its second official SEC title and earn a berth in the New Year's Day Sugar Bowl in New Orleans, La. The Gators ran their record to 10-2, becoming just the second team in school history to win 10 games. Alabama scored on the first possession of the game, using a Tarrant Lynch one-yard touchdown run and a Michael Proctor PAT to go up 7-0 just 4:47 into the contest. However, the Crimson Tide did not score another touchdown as the Gator defense limited the David Palmer-led Alabama offense to just a pair of field goals the rest of the way. A Terry Dean to Harrison Houston pass and the ensuing PAT by Lou Groza Award winner Judd Davis knotted the game at 7-7 with 1:02 left in the first quarter. Alabama's Proctor hit a 45-yard field goal with 12:02 remaining in the first half and the Crimson Tide lead 10-7. But with only 1:10 left in the second quarter, Florida's Dean lunged into the endzone from two yards out and put the Gators up 14-10, a lead they would not relinquish. The Crimson Tide closed the Gator lead to one when Proctor hit his second field goal of the day, a 25-yarder with 2:14 left in the third quarter, making the score 14-13. On their next possession, Gator punter Shayne Edge, facing fourth-and-eight from his own 37, faked the boot and rambled 20 yards to the Alabama 43-yard line. On the very next play, Dean hit Jack Jackson on a 43-yard touchdown pass and the Gators lead 21-13. An Errict Rhett three-yard run with 11:59 left in the game capped the scoring, giving the Gators the 1993 Southeastern Conference Championship with a 28-13 victory.

Score by Quarters	1	2	3	4	Score
Florida	7	7	7	7	28
Alabama	7	3	3	0	13

Scoring Summary

Qtr	Time	Scoring Play	UF-UA
1st	10:13	UA - Lynch 1-yard run (Proctor PAT), 8-71 4:47	UF 0 - UA 7
	1:02	UF - Houston 13-yard pass from Dean (Davis PAT), 4-44 1:43	UF 7 - UA 7
2nd	12:02	UA - Proctor 45-yard field goal, 9-44 4:00	UF 7 - UA 10
	1:10	UF - Dean 2-yard run (Davis PAT), 6-35 1:44	UF 14 - UA 10
3rd	2:14	UA - Proctor 25-yard field goal, 11-45 4:19	UF 14 - UA 13
	0:28	UF - J. Jackson 43-yard pass from Dean (Davis PAT), 7-80 1:46	UF 21 - UA 13
4th	11:59	UF - Rhett 3-yard run (Davis kick), 9-54 3:22	UF 28 - UA 13

Team Statistics

	UF	UA
First Downs	20	17
Rushes-Yards (Net)	31-103	40-118
Passing Yards (Net)	271	161
Passes Att-Comp-Int.	31-38-2	17-29-2
Total Offense Plays-Yards	69-374	69-279
Punt Returns-Yards	5-95	4-32
Kickoff Returns-Yards	1-17	4-94
Punts-Average	7-39.4	7-43.6
Fumbles-Lost	1-0	3-0
Penalties-Yards	13-95	6-70
Possession Time	27:43	32:17
Sacks By: Number-Yards	2-15	2-11

Individual Statistics

Passing	UF - Dean 20-37-256-2 (2 TD), Doering 1-1-15-0 (0 TD) UA - Palmer 8-16-90-1 (0 TD), Burgdorf 9-12-71-0 (0 TD), Kitchens 0-1-0-1 (0 TD)
Rushing	UF - Rhett 22-88-1, Edge 1-20-0, Dean 8-(-5)-1 UA - Palmer 16-95-0, Anderson 8-26-0, Burgdorf 6-7-0, Lynch 1-1-1, Steger 1-1-0, T. Turner 1-1-0, Williams 6-(-4)-0, Lee 1-(-7)-0
Receiving	UF - W. Jackson 9-114-0, J. Jackson 4-62-1, Houston 2-48-1, Rhett 2-17-0, T. Dean 1-15-0, Randolph 1-11-0, C. Dean 2-4-0 UA - Malone 3-37-0, Lee 2-23-0, Palmer 3-22-0, Burgdorf 1-20-0, Anderson 3-18-0, Key 1-17-0, Lynch 2-13-0, Williams 2-11-0
Sacks	UF - Grow 1-10 UA - Rogers 1-8, Hall 1-7
Interceptions	UF - Gilmore 2 UA - T. Johnson 2

1994 SEC CHAMPIONSHIP GAME

⁶ FLORIDA 24, ³ ALABAMA 23

December 3, 1994 (Attendance: 74,751)
Georgia Dome | Atlanta, Ga.

Florida captured its second-consecutive SEC title and third league championship in the last four years with a 24-23 heart-pounding victory over No. 3 Alabama (11-1) in the SEC Championship Game. With Florida clinging to a 17-16 fourth quarter lead, Gator quarterback Danny Wuerffel's pass was picked off by Alabama linebacker Dwayne Rudd, who returned it 23 yards for a touchdown to give the Tide a 23-17 lead with 8:56 to play. The Gators respond with one of the most memorable drives in school history. On the second play of the drive, Wuerffel came off the field with a fake limp in a pre-planned signal for strong-armed back-up quarterback Eric Kresser. With Alabama thinking run with Kresser in the contest, the back-up quarterback took his first snap and lofted a 25-yard pass down the left sideline to Ike Hilliard to put UF on the UA 42. After freshman Fred Taylor used a second and third effort to gain two yards on a fourth-and-one play, Wuerffel threw a lateral pass to Reidel Anthony, who gained nine yards. On the next play, head coach Steve Spurrier called for a double-pass, as Wuerffel lateraled it to Doering, who then delivered it to Aubrey Hill for a 20-yard gain to the two. Wuerffel then found Doering in the back of the endzone for the winning touchdown with 5:29 to play. Florida then turned the game over to its determined defense. With Alabama driving for the winning points and near midfield, Gator Fred Weary tipped a Jay Barker pass and Eddie Lake gathered in the pass to seal the victory with less than a minute to play. All told, the Gator defense held Alabama to 297 yards in total offense, while sacking Alabama quarterback Barker five times on the afternoon and recording six tackles for lost yardage.

Score by Quarters	1	2	3	4	Score
Alabama	7	3	6	7	23
Florida	7	10	0	7	24

Scoring Summary

Qtr	Time	Scoring Play	UA-UF
1st	11:05	UA - Brown 70-yard pass from Barker (Proctor PAT), 3-76 1:37	UA 7 - UF 0
	4:07	UF - Anthony 26-yard pass from Wuerffel (Davis PAT), 6-72 1:39	UA 7 - UF 7
2nd	14:45	UA - Proctor 22-yard field goal, 10-75 4:22	UA 10 - UF 7
	10:31	UF - Davis 42-yard field goal, 10-56 yards, 4:14	UA 10 - UF 10
	1:15	UF - Wuerffel 1-yard run (Davis PAT), 8-43 3:03	UA 10 - UF 17
3rd	7:35	UA - Proctor 42-yard field goal, 7-13 2:44	UA 13 - UF 17
	2:14	UA - Proctor 48-yard field goal, 9-27 4:51	UA 16 - UF 17
4th	8:56	UA - Rudd 23-yard interception return (Proctor PAT)	UA 23 - UF 17
	5:29	UF - Doering 2-yard pass from Wuerffel (Davis PAT), 10-80 3:27	UA 23 - UF 24

Team Statistics

	UA	UF
First Downs	16	14
Rushes-Yards (Net)	48-116	24-44
Passing Yards (Net)	181	272
Passes Att-Comp-Int.	10-19-2	25-43-2
Total Offense Plays-Yards	67-297	67-316
Punt Returns-Yards	2-45	1-1
Kickoff Returns-Yards	3-58	3-58
Punts-Average	6-34.3	6-41.3
Fumbles-Lost	1-0	0-0
Penalties-Yards	6-30	2-10
Possession Time	34:15	25:45
Sacks By: Number-Yards	1-5	5-39

Individual Statistics

Passing	UA - Barker 10-19-181-2 (1 TD) UF - Wuerffel 23-41-227-2 (2 TD), Kresser 1-1-25-0 (0 TD), Doering 1-1-20-0 (0 TD)
Rushing	UA - Williams 29-99-0, Lynch 8-48-0, Riddle 2-7-0, Malone 1-6-0, Barker 8-(-44)-0 UF - Taylor 14-40-0, Anthony 1-5-0, Williams 3-0-0, Wuerffel 6-(-1)-1
Receiving	UA - Brown 3-119-1, Lynch 3-28-0, Hape 1-14-0, Malone 1-14-0, Williams 2-6-0 UF - Anthony 8-105-1, Taylor 7-62-0, Hill 3-52-0, Hilliard 2-34-0, Doering 3-11-1, Jackson 1-5-0, Nunn 1-3-0
Sacks	UA - Blackburn 1-5 UF - Campbell 2-20, Johnson 2-16, Carter 1-3
Interceptions	UA - Townsend 1, Rudd 1 (TD) UF - Weary 1, Lake 1

COACHES
PLAYERS
2014 RECAP
HISTORY
HONORS
NET GATORS
RESULTS
RECORDS
LETTERWINNERS
UF ATHLETICS

1995 SEC CHAMPIONSHIP GAME**² FLORIDA 34, ²⁴ ARKANSAS 3**

December 2, 1995 (Attendance: 71,325)

Georgia Dome | Atlanta, Ga.

In front of a primetime national television audience and a sold-out crowd of 71,325, Florida assured itself of a trip to the Fiesta Bowl to play for its first national championship with a 34-3 victory over Arkansas in the fourth edition of the SEC Championship Game, giving the Gators their third-consecutive SEC title. Florida became just the second school to capture three-consecutive outright SEC titles, a feat only accomplished by Alabama several times, the last being from 1977-79. Arkansas opened the game in impressive fashion, driving inside the Florida 20-yard line and eating up more than seven minutes off the clock. But the Gator defense set the tone for the entire game and allowed the Razorbacks to come away with just a 36-yard Todd Latourette field goal. The Gator offense answered back immediately, as it drove 80 yards in seven plays, culminating with a 22-yard scoring toss from Danny Wuerffel to Chris Doering. Just over three minutes later, UF struck again following a Teako Brown interception, this time on a one-yard keeper from Wuerffel. The Gators added a 31-yard field goal from Bart Edmiston midway through the second quarter to take a 17-3 lead into the locker room. The Florida defense came up with perhaps the biggest play of the entire night with just under five minutes left in the third quarter and UF holding a 24-3 edge. With Arkansas threatening on the doorstep, Ben Hanks recovered a fumble by Razorback quarterback Barry Lunney on a thwarted option play and rambled 95 yards untouched to give the Gators an insurmountable lead. It was UF's first defensive touchdown of the season and was one of four forced turnovers for the defense, three of which lead to 17 of UF's points. Arkansas was held to just 299 yards in total offense, including just 142 yards and only nine first downs in the second half. Danny Wuerffel continued to shatter the record books, as he set an SEC and UF record for career touchdown passes with his 75th, a 29-yard pass to Ike Hilliard midway through the third quarter. He also finishes the year with a pass efficiency rating of 178.4, the best single-season rating ever in NCAA history. Hilliard and Doering both eclipse the 1,000-yard receiving mark, becoming the first UF tandem to accomplish that feat.

Score by Quarters	1	2	3	4	Score
Florida	14	3	14	3	34
Arkansas	3	0	0	0	3

Scoring Summary

Qtr	Time	Scoring Play	UF-UA
1st	7:26	UA - Latourette 36-yard field goal, 16-65 7:34	UF 0 - UA 3
	4:30	UF - Doering 22-yard pass from Wuerffel (Edmiston PAT), 7-80 2:56	UF 7 - UA 3
	1:25	UF - Wuerffel 1-yard run (Edmiston PAT), 5-47 1:52	UF 14 - UA 3
2nd	5:03	UF - Edmiston 31-yard field goal, 9-31 4:13	UF 17 - UA 3
	3rd	8:26	UF - Hilliard 29-yard pass from Wuerffel (Edmiston PAT), 3-66 1:20
4:25		UF - Hanks 95-yard fumble return (Edmiston PAT)	UF 31 - UA 3
4th	12:48	UF - Edmiston 20-yard field goal, 9-31 5:10	UF 34 - UA 3

Team Statistics

	UF	UA
First Downs	25	21
Rushes-Yards (Net)	35-114	43-129
Passing Yards (Net)	282	170
Passes Att-Comp-Int.	21-29-0	17-27-2
Total Offense Plays-Yards	64-396	70
Punt Returns-Yards	0-0	0-0
Kickoff Returns-Yards	2-44	5-83
Punts-Average	3-43.7	4-34.3
Fumbles-Lost	0-0	3-2
Penalties-Yards	8-55	9-59
Possession Time	29:45	30:15
Sacks By: Number-Yards	2-14	2-12

Individual Statistics

Passing	UF - Wuerffel 20-28-276-0 (2 TD), Kresser 1-1-6-0 (0 TD)
	UA - Lunney 17-27-170-2 (0 TD)
Rushing	UF - T. Jackson 11-62-0, Williams 10-53-0, Dubose 7-12-0, Wuerffel 7-(-13)-1
	UA - M. Johnson 20-71-0, Lunney 10-6-0, Hill 7-21-0, Nichols 5-26-0, Hebert 2-5-0
Receiving	UF - Hilliard 7-125-1, Doering 6-73-1, Anthony 5-47-0, Green 1-16-0, Allen 1-14-0, T. Jackson 1-7-0
	UA - Meadors 7-74-0, M. Johnson 4-51-0, Eubanks 4-37-0, Hill 2-8-0
Sacks	UF - Hank 1-8, Council 1-6
	UA - Conley 1-6, Bell 1-6
Interceptions	UF - Brown 1, Jackson 1
	UA - none

1996 SEC CHAMPIONSHIP GAME**⁴ FLORIDA 45, ¹¹ ALABAMA 30**

December 7, 1996 (Attendance: 74,132)

Georgia Dome | Atlanta, Ga.

A week after having their national championship hopes seemingly vanish, Florida defeated Alabama 45-30 in the SEC Championship Game. Florida's win, coupled with Texas' 37-27 upset over Nebraska in the Big 12 Championship Game, put the Gators back in the national championship hunt with a rematch against Florida State in the Nokia Sugar Bowl on January 2nd. The SEC title was Florida's fifth since 1991 and fourth-consecutive crown, the second-best achievement in league history (Alabama won five-straight SEC crowns from 1971-75). Quarterback Danny Wuerffel completed 20-of-35 passes for 401 yards and six touchdowns against the nation's No.1-rated pass defense. Wuerffel's six touchdown passes, which was one more than the Alabama pass defense had surrendered all year in 11 games, tied his SEC record for most touchdown passes in a league game. Reidel Anthony had 11 catches for 171 yards and three touchdowns. Anthony finished with a nation's-best and SEC-record setting 18 touchdown grabs on the year. Overall, the Gator offense tallied 470 yards in total offense against an Alabama defensive unit that ranked first in the SEC and sixth in the nation, allowing just 236 yards per game coming into the game. After the Gators fell behind seven-plus minutes into the game, Florida reeled off 24 straight points to build a 17-point cushion nearing the end of the half. A Michael Vaughn touchdown pass from Fred Kitchens with 29 seconds left in the half, coupled with a five-yard run by Dennis Riddle after a blocked UF punt early in the third quarter, cut the UF lead to three at 24-21. The two teams scored three touchdowns in the next 2:05, with UF stealing any Tide momentum after an 85-yard pass from Wuerffel to Jacquze Green to give the Gators a 38-28 lead. Anthony then added his third touchdown catch of the day on the first play of the fourth quarter to give Florida an insurmountable 17-point lead.

Score by Quarters	1	2	3	4	Score
Florida	6	18	14	7	45
Alabama	7	7	14	2	30

Scoring Summary

Qtr	Time	Scoring Play	UF-UA
1st	8:52	UA - Riddle 36-yard pass from Kitchens (Brock PAT), 6-51 2:44	UF 0 - UA 7
	3:11	UF - Hilliard 46-yard pass from Wuerffel (Cooper PAT blocked), 5-79 1:48	UF 6 - UA 7
	14:37	UF - Anthony 21-yard pass from Wuerffel (Wuerffel to Anthony pass), 6-61 1:01	UF 14 - UA 7
2nd	11:35	UF - Williams 45-yard pass from Wuerffel (Cooper PAT), 3-72 1:21	UF 21 - UA 7
	7:39	UF - Cooper 35-yard field goal, 6-23 1:46	UF 24 - UA 7
	0:29	UA - Vaughn 8-yard pass from Kitchens (Brock PAT), 8-48 1:58	UF 24 - UA 14
3rd	9:12	UA - Riddle 5-yard run (Brock PAT), 1-5 0:05	UF 24 - UA 21
	5:14	UF - Anthony 13-yard pass from Wuerffel (Cooper PAT), 10-65 3:58	UF 31 - UA 21
	4:06	UA - Vaughn 94-yard pass from Kitchens (Brock PAT), 3-94 1:08	UF 31 - UA 28
4th	3:09	UF - Green 85-yard pass from Wuerffel (Cooper PAT), 2-81 0:57	UF 38 - UA 28
	14:54	UF - Anthony 21-yard pass from Wuerffel (Cooper PAT), 3-51 1:23	UF 45 - UA 28
	4:32	UA - Team safety	UF 45 - UA 30

Team Statistics

	UF	UA
First Downs	22	13
Rushes-Yards (Net)	37-69	27-27
Passing Yards (Net)	401	269
Passes Att-Comp-Int.	20-35-2	20-46-1
Total Offense Plays-Yards	72-470	73-296
Punt Returns-Yards	2-12	0-0
Kickoff Returns-Yards	4-83	5-85
Punts-Average	4-37.0	8-40.8
Fumbles-Lost	4-1	1-0
Penalties-Yards	14-95	7-45
Possession Time	29:48	30:12
Sacks By: Number-Yards	5-31	4-17

Individual Statistics

Passing	UF - Wuerffel 20-35-401-2 (6 TD)
	UA - Kitchens 19-45-264-1 (3 TD), Goss 1-1-5-0 (0 TD)
Rushing	UF - Taylor 13-83-0, Williams 3-8-0, T. Jackson 6-8-0, Wuerffel 14-(-11)-0
	UA - Riddle 17-42-1, Alexander 2-5-0, Kitchens 8-(-20)-0
Receiving	UF - Anthony 11-171-3, Green 3-106-1, Hilliard 3-74-1, Williams 1-45-1, Allen 1-4-0, Taylor 1-1-0
	UA - Riddle 6-82-1, Vaughn 5-142-2, Su. Alexander 3-4-0, Buchanan 2-17-0, West 1-17-0, Foust 1-5-0, Goss 1-3-0, C. Alexander 1-(-1)-0
Sacks	UF - Beauchamp 1-5, McGrew 1-10, Rutledge 1-9, Chester 1-6
	UA - Pouck 1-5, Sigler 1-4
Interceptions	UF - Weary 1-0
	UA - Powell 1-22, Jackson 1-0

2000 SEC CHAMPIONSHIP GAME

7 FLORIDA 28, 18 AUBURN 6

December 2, 2000 (Attendance: 73,427)
Georgia Dome | Atlanta, Ga.

Florida won its sixth SEC title in the past 10 years as it took advantage of three Auburn turnovers and jumped out to a 21-0 second quarter lead en route to a 28-6 victory over the Tigers before a 73,427 SEC Championship Game crowd at the Georgia Dome. The victory gave Florida a berth in the Sugar Bowl, a school and SEC record eighth consecutive January bowl game appearance and a school record seventh straight win over Auburn. Florida also won at least 10 games for the eighth time in Steve Spurrier's coaching tenure. Florida capitalized on Auburn's three turnovers to take command. On Auburn's first play from scrimmage, Florida's Mike Nattiel recovered a Tiger fumble following a 10-yard pass play. Five plays later, Florida quarterback Rex Grossman found Reche Caldwell in the end zone for a 10-yard touchdown pass and 7-0 lead. Two series later, Florida's Lito Sheppard prevented an Auburn touchdown as he intercepted a Ben Leard pass at the Gator seven yard line. The interception set up Caldwell's second touchdown reception of the game as he caught a Grossman pass, beat a defender and rambled 66 yards for a 14-0 Gator lead. In the second quarter, Nattiel ended another Auburn scoring threat as he recovered his second fumble of the game at UF's 3 yard line. The turnovers set up an eight play, 97-yard scoring drive which ended in Florida's third score - a 27 yard pass from Grossman to Gaffney. In all, Auburn turned the ball over four times (two interceptions, two fumbles) and had to settle for six points on two Damon Duval field goals. Auburn tailback Rudi Johnson, the SEC's leading rusher who entered the game with a 138.2 yards rushing per game average, was held to 47 yards on 17 carries and no touchdowns. Florida's Earnest Graham rushed for a career-high 169 yards (also a SEC championship game record) on 19 carries and quarterback Rex Grossman completed 17 of 26 passes for 238 yards and four touchdowns. Grossman threw for nine touchdowns against Auburn on the year. Reche Caldwell finished with three receptions for 91 yards and two touchdowns and Jabar Gaffney led the Gators with five catches for 84 yards and a touchdown. Gaffney also set the NCAA Division IA freshman receiving yards record and completes the season with 71 receptions for 1,184 yards and 14 touchdown catches - both NCAA Division IA receiving records for a freshman. Lito Sheppard led the Gator defense with two interceptions while Nattiel finished with two fumble recoveries.

Score by Quarters	1	2	3	4	Score
Florida	14	7	7	0	28
Auburn	0	3	3	0	6

Scoring Summary

Qtr	Time	Scoring Play	UF-AU
1st	13:09	UF - Caldwell 10-yd pass from Grossman (Chandler kick), 5-69	1:31 UF 7 - AU 0
	2:42	UF - Caldwell 66-yd pass from Grossman (Chandler kick), 3-69	1:35 UF 14 - AU 0
2nd	8:19	UF - Gaffney 27-yd pass from Grossman (Chandler kick), 8-97	2:47 UF 21 - AU 0
	0:00	AU - Duval 44-yd field goal, 5-38	0:35 UF 21 - AU 3
3rd	9:43	AU - Duval 21-yd field goal, 7-18	3:35 UF 21 - AU 6
	5:17	UF - Haugabrook 12-yd pass from Grossman (Chandler kick), 11-80	4:26 UF 28 - AU 6

Team Statistics

	UF	AU
First Downs	20	19
Rushes-Yards (Net)	35-191	28-120
Passing Yards (Net)	238	208
Passes Att-Comp-Int.	17-26-1	23-43-2
Total Offense Plays-Yards	61-429	71-328
Punt Returns-Yards	2-30	1-13
Kickoff Returns-Yards	2-44	2-34
Punts-Average	4-44.5	5-41.2
Fumbles-Lost	4-2	3-2
Penalties-Yards	8-61	5-19
Possession Time	28:11	31:49
Sacks By: Number-Yards	1-2	1-21

Individual Statistics

Passing	UF - Grossman 17-26-238-1 (4 TD)
	AU - Leard 17-30-158-1, Klein 6-13-50-1
Rushing	UF - Graham 19-169, Gillespie 11-45, Grossman 5-(-23)
	AU - Evans 8-69, Johnson 17-47, 1-9, 1-(-2), 1-(-3)
Receiving	UF - Gaffney 5-84 (TD), Caldwell 3-91 (2 TD), Gillespie 3-19, Walker 2-27, Haugabrook 2-10 (TD), Frazier 1-9, Graham 1-(-2)
	AU - Evans 4-45, Diamond 4-42, Green 3-25, Robinson 3-24, Daniels 3-22, Johnson 2-21, Willis 1-10, Worthy 1-10, Carter 1-6, McIntyre 1-3
Sacks	UF - Mitchell 1-2 AU - Johnson 1-21
Interceptions	UF - Sheppard 2-31 AU - Crayton 1-3

2006 SEC CHAMPIONSHIP GAME

4 FLORIDA 38, 8 ARKANSAS 28

December 2, 2006 (Attendance: 73,374)
Georgia Dome | Atlanta, Ga.

Florida scored second-half touchdowns on a muffed punt, a 67-yard run and a pass from a wide receiver en route to defeating No. 8 Arkansas, 38-28, to win its seventh SEC title. With UF trailing 21-17 late in the third quarter, Arkansas fumbled a punt after trying to field it inside its own five-yard line, allowing Wondy Pierre-Louis to pounce on the ball in the endzone for a touchdown that gave Florida a 24-21 lead. Percy Harvin rushed for a 67-yard touchdown on Florida's first play of the fourth quarter, widening the lead to 31-21. The Hogs quickly cut the margin back to three points, at 31-28, when wide receiver Cedric Washington hit running back Felix Jones for a 29-yard score on a double pass with 12:29 left to play. Florida responded on its next drive, with an eight-play, 80-yard drive that ended in a five-yard touchdown pass from wide receiver Andre Caldwell to tight end Tate Casey to reach the final margin, 38-28. Reggie Nelson and Ryan Smith sealed Florida's win with fourth-quarter interceptions, with Smith's coming in UF's own endzone on Arkansas' final drive. The game got off to a slow start, with Chris Hetland's 33-yard field goal being the only score in the opening quarter. In the second quarter, Jarred Fayson blocked an Arkansas punt, which Tremaine McCollum recovered at the Hogs' nine-yard line. Quarterback Chris Leak plunged into the endzone on the next play to put UF ahead 10-0. Just over four minutes later, Leak threw a 37-yard strike to Harvin, pushing the advantage to 17-0. Leak became Florida's all-time leader in passing yards on the play, breaking Danny Wuerffel's career record of 10,875. The Gators headed into the locker room with a 17-7 lead after Arkansas quarterback Casey Dick hooked up with wideout Marcus Monk on a 48-yard touchdown pass to get the Razorbacks on the board. Arkansas cut the lead to 17-14 on their first drive of the second half behind a two-yard touchdown pass from running back Darren McFadden to Jones. The Hogs took the lead less than four minutes later when defensive lineman Antwain Robinson intercepted Leak and returned the ball 40 yards for the score, giving Arkansas a 21-17 edge. UF retook the lead on Pierre-Louis' special-teams touchdown on the next series and would not trail for the remainder of the contest.

Score by Quarters	1	2	3	4	Score
Arkansas	0	7	14	7	28
Florida	3	14	7	14	38

Scoring Summary

Qtr	Time	Scoring Play	UA-UF	
1st	6:10	UF - Hetland 33-yd field goal, 6-47	2:25 UA 0 - UF 3	
	2nd	8:54	UF - Leak 9-yd run (Hetland kick), 1-9	0:29 UA 0 - UF 10
		4:02	UF - Harvin 37-yd pass from Leak (Hetland kick), 8-74	3:23 UA 0 - UF 17
3rd	1:55	UA - Monk 48-yd pass from Dick (Davis kick), 3-66	2:07 UA 7 - UF 17	
	3rd	12:06	UA - F. Jones 2-yd pass from McFadden (Davis kick), 7-32	2:18 UA 14 - UF 17
		8:33	UA - A. Robinson 40-yd interception return (Davis kick)	8:33 UA 21 - UF 17
4th	3:47	UF - Pierre-Louis 0-yd fumble recovery (Hetland kick)	3:47 UA 21 - UF 24	
	4th	14:22	UF - Harvin 67-yd run (Hetland kick), 1-67	0:30 UA 21 - UF 31
		12:29	UA - F. Jones 29-yd pass from Washington (Davis kick), 4-63	1:53 UA 28 - UF 31
	9:04	UF - Casey 5-yd pass from Caldwell (Hetland kick), 8-80	3:25 UA 28 - UF 38	

Team Statistics

	UA	UF
First Downs	18	17
Rushes-Yards (Net)	35-132	30-202
Passing Yards (Net)	179	194
Passes Att-Comp-Int.	12-26-3	17-31-2
Total Offense Plays-Yards	61-311	61-396
Punt Returns-Yards	2-(-4)	5-29
Kickoff Returns-Yards	4-68	3-23
Punts-Average	6-29.3	6-37.3
Fumbles-Lost	1-1	3-0
Penalties-Yards	5-25	8-67
Possession Time	31:58	28:02
Sacks By: Number-Yards	2-15	0-0

Individual Statistics

Passing	UF - Leak 16-30-189-2 (TD), Caldwell 1-1-5-0 (TD)
	UA - Dick 10-22-148-2 (TD), McFadden 1-3-2-1 (TD), Washington 1-1-29-0 (TD)
Rushing	UF - Harvin 6-105 (TD), Moore 3-32, Tebow 8-31, Leak 11-19 (TD), Cornelius 1-17, Wynn 1-(-2)
	UA - McFadden 21-73, Jones 13-57, Mustain 1-2
Receiving	UF - Ingram 6-71, Harvin 5-62 (TD), Caldwell 3-31, Baker 2-25, Casey 1-5 (TD)
	UA - Monk 3-69 (TD), Jones 2-31 (2 TD), McFadden 2-27, Williams 2-14, Cleveland 1-18, Houston 1-12, Washington 1-8
Sacks	UF - none UA - Kelly 1-8, Brown 0.5-3, Smith 0.5-4
Interceptions	UF - Lewis 1-0, Nelson 1-0, Smith 1-0
	UA - Robinson 1-40 (TD), Dacus 1-0

COACHES
PLAYERS
2014 RECAP
HISTORY
HONORS
NEL GATORS
RESULTS
RECORDS
LETTERWINNERS
UF ATHLETICS

2008 SEC CHAMPIONSHIP GAME**² FLORIDA 31, ¹ ALABAMA 20**

December 6, 2008 (Attendance: 75,892)

Georgia Dome | Atlanta, Ga.

Florida defeated Alabama in front of a record crowd of 75,892 at the Georgia Dome on Saturday night to claim its eighth SEC title in school history. Florida rushed for 136 yards against an Alabama defense who allowed only 73.6 rushing yards per game - which ranked second in the nation - and scored 31 points on an Alabama defense that allowed just 11.5 points per game (third nationally). The Florida offense drove down the field on its first drive, and junior QB Tim Tebow connected with junior wideout Carl Moore for a 3-yard score. Alabama responded in just two plays, a 64-yard catch by Julio Jones followed by an 18-yard touchdown run from Glen Coffee, tying the game, 7-7. After a three-and-out by the Gator offense, Javier Arenas put Alabama in good field position with a 20-yard punt return. However, the Gator defense forced Alabama to settle for a 30-yard field goal by Leigh Tiffin, giving the Crimson Tide a 10-7 advantage with 3:28 in the first, marking the first time that the Gators trailed in a game since the loss against Ole Miss on Sept. 27, 2008. Following an Alabama fake field goal that was broken up by redshirt sophomore defensive tackle Terron Sanders, junior receiver Riley Cooper had a 51-yard catch to put UF in scoring position. Senior kicker Jonathan Phillips connected on a 19-yard field goal to even the score, 10-10. After forcing a three-and-out from Alabama on the ensuing possession, a 22-yard pass up the seam from Tebow to sophomore tight end Aaron Hernandez gave UF 1st-and-10 from the Alabama five-yard line. Two plays later, Tebow found junior wide receiver David Nelson in the end zone for a five-yard touchdown and a 17-10 lead heading into the locker room at halftime. Alabama opened the second half with a 91-yard, 15-play scoring drive that ate up 6:53 on the clock. Running back Mark Ingram punched it in from two yards out to tie the game, and Alabama took a 20-17 lead following a successful field goal by Tiffin at the end of the third quarter. The Gators answered on the following drive, as freshman running back Jeff Demps rushed for a one-yard score, giving UF a 24-21 lead. The aggressive Gator defense was too much for the Crimson Tide in the final quarter, as junior defensive end Jermaine Cunningham notched a sack to force a three-and-out. Following a punt, UF drove the ball 65 yards to add their final score of the night and increase their lead to 31-20 on a five-yard reception by Cooper. An interception by sophomore cornerback Joe Haden with 1:39 remaining in the game sealed the Gators' SEC title.

Score by Quarters	1	2	3	4	Score
Alabama	10	0	10	0	20
Florida	7	10	0	14	31

Scoring Summary


Qtr	Time	Scoring Play	UA-UF
1st	8:17	UF - C. Moore 3-yd pass from Tebow (Phillips kick), 9-59 4:28	UA 0 - UF 7
	7:23	UA - Coffee 18-yd run (Tiffin kick), 2-82 0:54	UA 7 - UF 7
	3:28	UA - Tiffin 30-yd field goal, 5-12 2:15	UA 10 - UF 7
2nd	8:59	UF - Phillips 19-yd field goal, 8-67 3:51	UA 10 - UF 10
	2:59	UF - Nelson 5-yd pass from Tebow (Phillips kick), 9-57 4:20	UA 10 - UF 17
3rd	6:20	UA - Ingram 2-yd run (Tiffin kick), 15-91 6:53	UA 17 - UF 17
	0:08	UA - Tiffin 27-yd field goal, 10-65 3:40	UA 20 - UF 17
	9:21	UF - Demps 1-yd run (Phillips kick), 11-62 5:47	UA 20 - UF 24
4th	2:50	UF - Cooper 5-yd pass from Tebow (Phillips kick), 8-65 4:37	UA 20 - UF 31

Team Statistics

	UA	UF
First Downs	18	19
Rushes-Yards (Net)	33-136	42-142
Passing Yards (Net)	187	216
Passes Att-Comp-Int.	12-25-1	14-22-0
Total Offense Plays-Yards	58-323	64-358
Punt Returns-Yards	2-20	3-25
Kickoff Returns-Yards	4-95	5-121
Punts-Average	4-41.0	3-47.7
Fumbles-Lost	0-0	0-0
Penalties-Yards	2-31	6-45
Possession Time	27:56	32:04
Sacks By: Number-Yards	1-2	1-11

Individual Statistics

Passing	UF - Tebow 14-22-216-0 (3 TD)
	UA - Parker Wilson 12-25-187-1
Rushing	UF - Tebow 17-57, Demps 14-53 (TD), Moody 4-23, James 3-7, Murphy 1-4, Rainey 1-1, TEAM 2-(-3)
	UA - Coffee 21-112 (TD), Ingram 8-21 (TD), Parker Wilson 3-2, Fitzgerald 1-1
Receiving	UF - Murphy 4-86, Hernandez 3-43, Nelson 3-27 (TD), Cooper 2-56 (TD), C. Moore 1-3 (TD), K. Moore 1-1
	UA - Jones 5-124, Walker 3-37, Hanks 3-19, Coffee 1-7
Sacks	UF - Cunningham 1-11
	UA - Deaderick 0.5-1, Fanney 0.5-1
Interceptions	UF - Haden 1-24
	UA - None



Quarterback Tim Tebow was voted the Most Valuable Player of the 2008 SEC Championship Game, completing 14-of-22 passes for 216 yards and three touchdowns. He also led the Gators with 57 rushing yards on 17 carries. Tebow's five-yard touchdown pass to Riley Cooper with 2:50 left in the game sealed the victory for UF.

FLORIDA FOOTBALL RING OF HONOR

For a player or coach to merit consideration for induction into the Ring of Honor, at least one of the following criteria must be met. In addition, the individual must be five years removed from UF and must be in good standing with the institution.

- Heisman Trophy winners
- Former UF All-Americans inducted into the Pro Football Hall of Fame as an NFL player
- Former UF All-Americans who are NFL career category leaders

- Collegiate career category leaders
- Coaches with UF National Championships
- Coaches with at least three UF SEC Championships
- Players with three or more consensus All-

America honors (AP, Walter Camp, Sporting News, AFCA, FWAA, UPI)

- Two-Time National Offensive/Defensive Players of Year (AP, Walter Camp, Sporting News, AFCA, FWAA, UPI)

WILBER MARSHALL

A two-time consensus first-team All-American and the 1983 National Defensive Player of the Year, Marshall played linebacker for the Gators from 1980-83...ABC Television selected him as the National Defensive Player of the Year in 1983...Finalist for the Lombardi Award in both his junior and senior seasons...Finished his career with 343 tackles (210 solo), including a school-record 23 quarterback sacks...Was selected in 1999 as the Gainesville Sun's Defensive Player of the Century...First-round draft pick by the Chicago Bears in 1984 and enjoyed a 12-year career in the NFL...Was a three-time All-Pro selection (1986, '87, '92) and also earned a pair of Super Bowl rings with Chicago and Washington...In the 1985 season, he was part of a Bears' defensive unit which allowed the fewest yards, rushing yards and points per game in the NFL...Won another championship ring with the Redskins in the 1991 season...During his dozen NFL seasons, Marshall recorded 45 sacks and intercepted 23 passes, which he returned for 304 yards and three touchdowns...Recovered 16 fumbles, returning them for 70 yards and one touchdown...Among the few players who have recorded 20 sacks and 20 interceptions in their career...Has been nominated for the Pro Football Hall of Fame in Canton, Ohio, and was inducted into the College Football Hall of Fame in 2008...Inducted into Florida's Ring of Honor in September 2008.

EMMITT SMITH

A unanimous first-team All-America selection, Smith finished seventh in the Heisman Trophy voting in 1989 and ninth in 1987...Three-time first-team All-SEC pick...SEC Player of the Year in 1989...SEC Freshman of the Year in 1987...Was enshrined at the College Football Hall of Fame in South Bend, Ind., during the 2006 ceremonies...Broke 58 school

records en route to rushing for 3,928 yards and 36 touchdowns in only three seasons as a Gator...Rushed for 1,599 yards and 16 scores as a junior...First-round draft pick by the Dallas Cowboys in 1990...Enjoyed 15 seasons in the NFL with the Cowboys and Arizona Cardinals...The NFL's all-time leading rusher with 18,355 career yards, 164 touchdowns and three Super Bowl rings...Led the NFL in rushing four times (1991-93, 1995) and rushing touchdowns three times (1992, 1994, 1995)...NFL's Most Valuable Player in 1993, the MVP of Super Bowl XXVIII and made eight Pro Bowls throughout his career...Holds the career Super Bowl record for rushing touchdowns with five, and his 175 total touchdowns rank him second to only Jerry Rice's 207 scores...Sum of his rushing yards, receiving yards (3,224) and fumble return yards (-15), gave him a total of 21,564 yards from the line of scrimmage, making him one of only four players in NFL history to eclipse the 21,000-combined yards mark...Inducted into the Pro Football Hall of Fame in 2010...Inducted into Florida's Ring of Honor in September 2006.

STEVE SPURRIER

The 1966 Heisman Trophy winner, Spurrier earned All-America status in 1965 and 1966 (unanimous)...Shattered every school record at the time for game, season and career in passing and total offense on his way to establishing numerous SEC marks...Completed 392 passes for 4,848 yards and 36 touchdowns in his UF career...Compiled a 122-27-1 record from 1990-2001, the most wins for a Gator coach in school history and a winning percentage (.817) that ranked among the top three in SEC history...The 1996 season saw the team capture its first-ever National Championship with a 52-20 win over rival Florida State in the Sugar Bowl...Led the Gators to six SEC titles (1991, 1993-96, 2000), second only to Paul "Bear"

Bryant, and was a three-time SEC Coach of the Year recipient...Only coach in SEC history, and one of only two coaches in major college history, to lead a squad to six-straight seasons of 10 or more wins (1993-98)...Achieved 100 career victories at Florida in a faster time period (10th season, eighth game) than any major college coach at a school in the 20th century...One of only five major college coaches in history and only the second in SEC annals, to lead a school to 100 wins during a decade (102-22-1 at UF from 1990-99)...Coached UF to back-to-back National Championship Game appearances (1995, '96)...Became the first person to have both won a Heisman Trophy and to have coached a Heisman Trophy winner (Danny Wuerffel in 1996)...Inducted into Florida's Ring of Honor in September 2006.

DANNY WUERFFEL

Perhaps the most decorated player in Florida's football history, Wuerffel won the 1996 Heisman Trophy while quarterbacking the Gators to the consensus national championship...Led UF to four SEC titles and a pair of national championship games...Only Heisman Trophy recipient to receive the Draddy Scholarship Trophy, which is presented by the National Football Foundation and the College Football Hall of Fame to the nation's top football scholar-athlete...First-team All-America selection in 1995 and 1996 and two-time recipient of the O'Brien National Quarterback of the Year Award in those same campaigns...Completed his Gator career completing 708 of 1,170 passes for 10,875 yards with 114 touchdown passes, best in SEC history and second-most in major college history...Career pass efficiency rating of 163.56 was the best in major college history and his percentage of passes which went for a touchdown (9.74) ranked first in collegiate history...In 1995, his efficiency rating of 178.4 set a single-season

collegiate record...During his Heisman-winning season of 1996, he completed 207 of 360 passes for 3,625 yards (an SEC record at the time) for 39 touchdowns (leading the nation and tops in SEC history) and his efficiency rating of 170.6 made him the first quarterback to ever post a rating of 170 or better in back-to-back years...Named to the Gainesville Sun's UF Team of the Century in 1999 and was chosen the century's top Gator offensive player by that publication...Inducted into Florida's Ring of Honor in September 2006...Inducted into the College Football Hall of Fame in 2013.

JACK YOUNGBLOOD

Regarded as best defensive end in Gator history...Named to All-SEC team for decade of the 1970s, and went on to become an All-Pro star with the Los Angeles Rams after being a first-round draft selection in 1971...Was the Most Outstanding Player in the 1971 Senior Bowl...Was enshrined into the College Football Hall of Fame in 1992 and became the first player from Florida to be inducted into the NFL Hall of Fame in 2001...After leading the team with 66 tackles in 1969, he made All-America the following season...The Rams' defensive captain, he was a three-time winner of the Dan Reeves Award given to that team's Most Valuable Player each season...Was All-Pro in 1974, 1975, 1976, 1978 and 1979 and All-NFC seven times...Played in seven-straight Pro Bowls following each season from 1973 to 1979...Rams played in five NFC championship games and advanced to Super Bowl XIV following the 1979 season...Played in a Rams' record 201-consecutive games and only missed one game in 14 seasons, which came in his final year in 1984...Inducted into Florida's Ring of Honor in September 2006.

HEISMAN TROPHY WINNERS

- Florida is one of two schools in the SEC to have three Heisman winners.
- Florida is one of 10 schools nationally to have three or more winners of the prestigious award.
- Florida is one of only three schools in the nation with three Heisman-winning quarterbacks.
- Florida is one of four schools to have multiple Heisman winners since 1996.
- Steve Spurrier became the first Heisman winner (1966) to coach a Heisman recipient (Danny Wuerffel in 1996).
- Danny Wuerffel is just one of 13 Heisman winners to lead his team to a national championship, pulling off the feat in 1996.
- Tim Tebow became the first sophomore ever to win the Heisman Trophy, claiming the award in 2007.
- ESPN's telecast of the 2007 Heisman Trophy presentation became the network's most-viewed ever in households and total viewers and tied for the highest-rated as Tim Tebow won the coveted award.

**See page 92 for a complete listing of Florida's Heisman Trophy finalists and where they finished in the voting.

DID YOU KNOW?

In the 2008 Heisman Trophy race, Tim Tebow finished third overall despite tallying 309 first-place votes. It was the most first-place points for a non-winner since 1953, when Paul Giel from Minnesota finished with 366 first-place votes and did not win the award. Giel finished second overall in the voting to John Lattner (Notre Dame).



HEISMAN WINNERS IN THE SEC

(By School)

FLORIDA	3
Auburn	3
Georgia	2
Texas A&M	2
Alabama	1
LSU	1
South Carolina	1

HEISMAN WINNERS IN THE STATE OF FLORIDA

(By School)

FLORIDA	3
Florida State	3
Miami	2

HEISMAN TROPHY BALLOTING

1966

Name, School	1st	2nd	3rd	Total
STEVE SPURRIER, FLORIDA	433	150	80	1,659
Bob Griese, Purdue	184	95	74	816
Nick Eddy, Notre Dame	39	120	99	456

1996

Name, School	1st	2nd	3rd	Total
DANNY WUERFFEL, FLORIDA	300	158	147	1,363
Troy Davis, Iowa St.	209	206	135	1,174
Jake Plummer, Arizona St.	116	113	111	685

2007

Name, School	1st	2nd	3rd	Total
TIM TEBOW, FLORIDA	462	229	113	1,957
Darren McFadden, Arkansas	291	355	120	1,703
Colt Brennan, Hawaii	54	114	242	632



ALL-AMERICANS

AFCA - American Football Coaches Association

CP - Central Press

NBC - National Broadcasting Company

UPI - United Press International

AP - Associated Press

FWAA - Football Writers Association of America

NEA - Newspaper Enterprise of America

YEAR	NAME	POSITION	TEAM
1928	Dale Van Sickle	End	1st Team AP; 1st Team NEA; 1st Team Grantland Rice
1941	Fergie Ferguson	End	1st Team NEA; 1st Team Grantland Rice
1952	Charles LaPradd	Tackle	1st Team AP; 1st Team New York News
1956	John Barrow	Guard	1st Team FWAA
1958	Vel Heckman	Tackle	1st Team FWAA; 3rd Team AP
1960	Vic Miranda	Guard	Honorable Mention AP
1964	Larry Dupree	Fullback	1st Team AFCA
	Dennis Murphy	Tackle	1st Team Football News
1965	Bruce Bennett	Defensive Back	1st Team UPI
	Charles Casey	Wide Receiver	1st Team AP; 1st Team AFCA
	Larry Gagner	Guard	1st Team NBC; 1st Team Football News
	Lynn Matthews	Defensive End	1st Team NEA
	Steve Spurrier	Quarterback	1st Team FWAA
1966	Bill Carr	Center	1st Team Time; 1st Team Football News
	Steve Spurrier	Quarterback	1st Team AP; 1st Team UPI; 1st Team FWAA; 1st Team AFCA; 1st Team NEA; 1st Team Sporting News; 1st Team Football News; 1st Team Time; 1st Team CP; 1st Team NBC; 1st Team New York News
1968	Guy Dennis	Guard	1st Team UPI; 1st Team New York News; 1st Team Walter Camp
	Larry Smith	Fullback	1st Team Sporting News; 1st Team Football News
1969	Carlos Alvarez	Wide Receiver	1st Team UPI; 1st Team NEA; 1st Team AFCA; 1st Team Football News; 1st Team New York News; 1st Team Walter Camp; 3rd Team AP
	Steve Tannen	Defensive Back	1st Team Football News; 1st Team Time; Honorable Mention AP
	Tommy Durrance	Running Back	Honorable Mention AP
	David Ghesquiere	Defensive End	Honorable Mention AP
	John Reaves	Quarterback	Honorable Mention AP
	Mac Steen	Guard	Honorable Mention AP
1970	Jack Youngblood	Defensive End	1st Team CP; 1st Team FWAA; 1st Team Sporting News; 1st Team Football News; 1st Team Time; 2nd Team AP
	Jim Yancey	Tight End	Honorable Mention AP
1971	John Reaves	Quarterback	1st Team Time
1972	Fred Abbott	Linebacker	Honorable Mention AP
	Nat Moore	Running Back	Honorable Mention AP
1973	Ricky Browne	Defensive End	Honorable Mention AP
	Ralph Ortega	Linebacker	Honorable Mention AP
	Jim Revels	Defensive Back	Honorable Mention AP
1974	Burton Lawless	Guard	1st Team NEA
	Ralph Ortega	Linebacker	1st Team Time; 1st Team Sporting News
	Glenn Cameron	Linebacker	3rd Team AP
	Lee McGriff	Wide Receiver	Honorable Mention AP
1975	Sammy Green	Linebacker	1st Team AP; 1st Team NEA; 1st Team FWAA
	Jimmy DuBose	Running Back	2nd Team AP
	Mike Williams	Offensive Tackle	Honorable Mention AP
1976	Wes Chandler	Wide Receiver	1st Team NEA; 1st Team Football News; 3rd Team AP
1977	Wes Chandler	Wide Receiver	1st Team UPI; 1st Team NEA; 1st Team Sporting News; 1st Team Football News; 2nd Team AP
	Scot Brantley	Linebacker	Honorable Mention AP
	Scott Hutchinson	Guard	Honorable Mention AP
1978	Cris Collinsworth	Wide Receiver	2nd Team AP
	Scot Brantley	Linebacker	Honorable Mention AP
1979	Cris Collinsworth	Wide Receiver	Honorable Mention AP
	David Little	Linebacker	Honorable Mention AP
1980	David Little	Linebacker	1st Team AP; 1st Team FWAA; 1st Team Football News
	Cris Collinsworth	Wide Receiver	1st Team NEA; 2nd Team AP
	Chris Faulkner	Tight End	Honorable Mention AP
	David Galloway	Defensive Tackle	Honorable Mention AP
	Tim Golden	Defensive End	Honorable Mention AP
	Tim Groves	Defensive Back	Honorable Mention AP
1981	David Galloway	Defensive Tackle	3rd Team AP
	Brian Clark	Place Kicker	Honorable Mention AP
	Fernando Jackson	Linebacker	Honorable Mention AP
	James Jones	Fullback	Honorable Mention AP
	Tony Lilly	Defensive Back	Honorable Mention AP
	Wilber Marshall	Linebacker	Honorable Mention AP
1982	Wilber Marshall	Linebacker	1st Team AP; 1st Team FWAA; 3rd Team Football News
	James Jones	Fullback	3rd Team Football News; Honorable Mention AP; Honorable Mention UPI

YEAR	NAME	POSITION	TEAM
1983	Wilber Marshall	Linebacker	1st Team AP; 1st Team Walter Camp; 1st Team UPI; 1st Team AFCA; 1st Team Football News
	Tony Lilly	Defensive Back	2nd Team Football News; Honorable Mention AP
	Phil Bromley	Center	Honorable Mention AP
	Dwayne Dixon	Wide Receiver	Honorable Mention AP
	Wayne Peace	Quarterback	Honorable Mention AP
1984	Lomas Brown	Offensive Tackle	1st Team AP; 1st Team AFCA; 1st Team FWAA; 1st Team Walter Camp; 1st Team Sporting News; 2nd Team UPI; 3rd Team Football News
	Alonzo Johnson	Linebacker	1st Team Sporting News; 2nd Team Football News; 2nd Team UPI; 3rd Team AP
	Phil Bromley	Center	2nd Team AP; 2nd Team Football News
	Tim Newton	Defensive Guard	2nd Team AP
	Neal Anderson	Running Back	Honorable Mention AP
	Crawford Ker	Offensive Tackle	Honorable Mention AP
	Jeff Zimmerman	Guard	Honorable Mention AP
1985	Alonzo Johnson	Linebacker	1st Team Football News; 1st Team Scripps Howard; 1st Team College & Pro Weekly; 1st Team Sporting News; 2nd Team UPI; 3rd Team AP
	Jeff Zimmerman	Guard	1st Team Football News; 1st Team Walter Camp; 1st Team Sporting News; 2nd Team UPI; 3rd Team AP
	Neal Anderson	Running Back	Honorable Mention AP
	Kerwin Bell	Quarterback	Honorable Mention AP
	Jarvis Williams	Defensive Back	Honorable Mention AP
	John L. Williams	Fullback	Honorable Mention AP
	Keith Williams	Defensive Tackle	Honorable Mention AP
1986	Jarvis Williams	Defensive Back	1st Team Football News; 2nd Team Sporting News; Honorable Mention AP
	Jeff Zimmerman	Guard	1st Team Walter Camp; 2nd Team Football News; Honorable Mention AP
	Ricky Nattiel	Wide Receiver	2nd Team Sporting News; Honorable Mention AP
	Adrian White	Defensive Back	2nd Team UPI; Honorable Mention AP
	Kerwin Bell	Quarterback	Honorable Mention AP
	Clifford Charlton	Linebacker	Honorable Mention AP
	Keith Williams	Defensive Tackle	Honorable Mention AP
1987	Louis Oliver	Defensive Back	1st Team Sporting News; 2nd Team UPI; 3rd Team Football News; 3rd Team AP
	Clifford Charlton	Linebacker	1st Team Sporting News; Honorable Mention AP
	Jarvis Williams	Defensive Back	1st Team Walter Camp; 1st Team College & Pro Weekly; Honorable Mention AP
	David Williams	Offensive Tackle	2nd Team Football News; Honorable Mention AP
	Emmitt Smith	Running Back	Honorable Mention AP
	Rhody Weston	Defensive Tackle	Honorable Mention AP
1988	Louis Oliver	Free Safety	1st Team AP; 1st Team AFCA; 1st Team Walter Camp; 1st Team College & Pro Weekly; 1st Team Scripps Howard; 2nd Team Sporting News; 2nd Team Football News
	Trace Armstrong	Defensive Tackle	1st Team Sporting News; 2nd Team Football News; Honorable Mention AP
	Jeff Roth	Guard	2nd Team Sporting News
	David Williams	Offensive Tackle	2nd Team Football News; Honorable Mention AP; Honorable Mention Sporting News
	John David Francis	Place Kicker	Honorable Mention AP
	Huey Richardson	Linebacker	Honorable Mention Sporting News
	Emmitt Smith	Running Back	Honorable Mention AP; Honorable Mention Sporting News
	Rhody Weston	Defensive Tackle	Honorable Mention AP; Honorable Mention Sporting News
1989	Emmitt Smith	Running Back	1st Team AP; 1st Team UPI; 1st Team AFCA; 1st Team Walter Camp; 1st Team Scripps Howard; 1st Team FWAA; 1st Team Football News; 1st Team Sporting News
	Richard Fain	Cornerback	2nd Team UPI; Honorable Mention Sporting News
	John Durden	Offensive Tackle	Honorable Mention Sporting News
	Godfrey Myles	Linebacker	Honorable Mention Sporting News
	Huey Richardson	Linebacker	Honorable Mention Sporting News; Honorable Mention UPI
1990	Huey Richardson	Linebacker	1st Team AP; 1st Team Football News; 2nd Team UPI; 2nd Team Sporting News
	Will White	Free Safety	1st Team FWAA; 2nd Team UPI; 2nd Team Sporting News; 3rd Team AP
	Kirk Kirkpatrick	Tight End	2nd Team AP; 2nd Team UPI; 2nd Team Sporting News; 2nd Team Football News
	Richard Fain	Cornerback	2nd Team United-Press International (UPI)
	Shane Matthews	Quarterback	Honorable Mention UPI

YEAR	NAME	POSITION	TEAM	
1991	Brad Culpepper	Defensive Tackle	1st Team AP; 1st Team Football News; 1st Team AFCA; 1st Team Scripps Howard; 1st Team Sporting News	
	Cal Dixon	Center	2nd Team AP; 2nd Team Football News; 2nd Team Sporting News	
	Shane Matthews	Quarterback	2nd Team Football News; 3rd Team AP	
	Shayne Edge	Punter	2nd Team Sporting News; Honorable Mention Football News	
	Hesham Ismail	Guard	3rd Team AP; Honorable Mention Football News	
	Arden Czyzewski	Place Kicker	Honorable Mention Football News	
	Willie Jackson	Wide Receiver	Honorable Mention Football News	
	Tony McCoy	Defensive Tackle	Honorable Mention Football News	
	Tim Paulk	Linebacker	Honorable Mention Football News	
	Errict Rhett	Running Back	Honorable Mention Football News	
	Will White	Free Safety	Honorable Mention Football News	
1992	Shane Matthews	Quarterback	2nd Team UPI; Honorable Mention Football News	
	Shayne Edge	Punter	Honorable Mention Football News	
	Harrison Houston	Wide Receiver	Honorable Mention Football News	
	Willie Jackson	Wide Receiver	Honorable Mention Football News	
	Carlton Miles	Linebacker	Honorable Mention Football News; Honorable Mention UPI	
	Errict Rhett	Running Back	Honorable Mention Football News	
	Jim Watson	Guard	Honorable Mention Football News	
	Will White	Free Safety	Honorable Mention Football News	
1993	Judd Davis	Place Kicker	1st Team UPI; 3rd Team AP; Honorable Mention Football News	
	Shayne Edge	Punter	Honorable Mention Football News	
	William Gaines	Defensive Tackle	3rd Team AP; Honorable Mention UPI; Honorable Mention Football News	
	Reggie Green	Offensive Tackle	Honorable Mention Football News; Honorable Mention UPI	
	Jack Jackson	Wide Receiver	Honorable Mention Football News	
	Willie Jackson	Wide Receiver	Honorable Mention Football News	
	Larry Kennedy	Cornerback	Honorable Mention Football News	
	Jason Odom	Offensive Tackle	Honorable Mention Football News	
	Errict Rhett	Running Back	1st Team Football News; Honorable Mention United-Press International (UPI)	
	Ed Robinson	Linebacker	Honorable Mention Football News	
	Jim Watson	Guard	Honorable Mention Football News	
Danny Wuerffel	Quarterback	Honorable Mention Football News		
1994	Jack Jackson	Wide Receiver	1st Team AP; 1st Team AFCA; 1st Team College Sports; 1st Team Football News; 1st Team FWAA; 1st Team Scripps Howard; 1st Team Sporting News; 1st Team UPI	
	Kevin Carter	Defensive End	1st Team College Sports; 1st Team Football News; 1st Team Sporting News; 1st Team UPI; 1st Team Walter Camp; 2nd Team AP	
	Jason Odom	Offensive Tackle	2nd Team Football News; 3rd Team AP; Honorable Mention UPI	
	Judd Davis	Place Kicker	Honorable Mention UPI; Honorable Mention Football News	
	Shayne Edge	Punter	Honorable Mention UPI	
	Ellis Johnson	Defensive Tackle	Honorable Mention UPI; Honorable Mention Football News	
	1995	Jason Odom	Offensive Tackle	1st Team AP; 1st Team AFCA; 1st Team Football News; 1st Team FWAA; 1st Team Sporting News; 1st Team UPI; 1st Team Walter Camp
		Danny Wuerffel	Quarterback	1st Team Football News; 2nd Team AP
Chris Doering		Wide Receiver	2nd Team AP; 3rd Team Football News	
Lawrence Wright		Strong Safety	3rd Team Football News	
Mark Campbell		Defensive End	Honorable Mention Football News	
Ben Hanks		Linebacker	Honorable Mention Football News	
1996	Reidel Anthony	Wide Receiver	1st Team AP; 1st Team Football Writers; 1st Team Sporting News; 1st Team Football News; Honorable Mention Football News	
	Danny Wuerffel	Quarterback	1st Team AP; 1st Team Football News; 1st Team AFCA; 1st Team Sporting News	
	Ike Hilliard	Wide Receiver	1st Team Football News; 1st Team AFCA; 2nd Team AP; 1st Team Walter Camp	
	Donnie Young	Guard	2nd Team Football News; 2nd Team Sporting News	
	Jeff Mitchell	Center	3rd Team AP; Honorable Mention Football News	
	Anthone Lott	Cornerback	3rd Team Football News	
	Fred Weary	Cornerback	Honorable Mention Football News	
	Jacquez Green	Wide Receiver	1st Team AP; 1st Team FWAA; 1st Team Walter Camp; 2nd Team Sporting News; 3rd Team Football News	
	Fred Weary	Cornerback	1st Team Football News; 1st Team Walter Camp; 1st Team Sporting News; 1st Team AFCA; 2nd Team AP	
	Fred Taylor	Running Back	1st Team Walter Camp; 3rd Team AP; 3rd Team Sporting News; Honorable Mention Football News	
Ed Chester	Defensive Tackle	3rd Team AP		

YEAR	NAME	POSITION	TEAM
1998	Jevon Kearse	Linebacker	1st Team Walter Camp; 1st Team Football News; 2nd Team AP; 2nd Team Sporting News
	Mike Peterson	Linebacker	1st Team Sporting News; 2nd Team AP; Honorable Mention Football News
	Ed Chester	Defensive Tackle	2nd Team AP
	Travis McGriff	Wide Receiver	3rd Team AP; 3rd Team Football News; 3rd Team Sporting News
	Tony George	Strong Safety	Honorable Mention Football News
	1999	Alex Brown	Defensive End
Jeff Chandler		Place Kicker	2nd Team AP; 2nd Team Sporting News; Honorable Mention Football News
	Darrell Jackson	Wide Receiver	3rd Team Football News
	2000	Lito Sheppard	Defensive Back
Jabar Gaffney		Wide Receiver	1st Team College Football News; 2nd Team ABC Sports BCS Football.com; 3rd Team AP; Honorable Mention Football News
Kenyatta Walker		Offensive Tackle	2nd Team AP; 2nd Team Walter Camp; 3rd Team Football News
Alex Brown		Defensive End	2nd Team ABC Sports BCS Football.com; 2nd Team Walter Camp; 3rd Team AP; Honorable Mention College Football News
	Mike Pearson	Offensive Tackle	2nd Team ABC Sports BCS Football.com
	Jeff Chandler	Place Kicker	Honorable Mention Football News
2001	Alex Brown	Defensive End	1st Team AP; 1st Team Walter Camp; 1st Team FWAA; 2nd Team Sporting News; 2nd Team Football News
	Jabar Gaffney	Wide Receiver	1st Team AP; 1st Team AFCA; 1st Team Walter Camp; 1st Team FWAA; 1st Team Football News; 1st Team Sporting News
	Rex Grossman	Quarterback	1st Team AP; 1st Team Walter Camp; 1st Team Football News; 3rd Team Sporting News
	Mike Pearson	Offensive Line	1st Team AP; 1st Team FWAA; 1st Team Sporting News; 2nd Team Football News
	Lito Sheppard	Cornerback	2nd Team AP; 2nd Team Sporting News
	Andra Davis	Linebacker	2nd Team Sporting News; 3rd Team AP
	Zac Zedalis	Center	4th Team Sporting News
	Reche Caldwell	Wide Receiver	Honorable Mention Football News
2002	Mike Degory	Center	The Sporting News All-Freshman; Scripps/FWAA All-Freshman
2003	Channing Crowder	Linebacker	Scripps/FWAA Freshman All-America Team; Rivals.com Freshman All-America Team
	Chris Leak	Quarterback	Scripps/FWAA Freshman All-America Team; Rivals.com Freshman All-America Team
	Ray McDonald	Defensive Tackle	Scripps/FWAA Freshman All-America Team
	Keiwan Ratliff	Cornerback	1st Team AP; 1st Team Walter Camp; 1st Team FWAA; 1st Team Sporting News; 1st Team Rivals.com; 1st Team Sports Illustrated.com; 1st Team CSTV
	Shannon Snell	Guard	1st Team Sporting News
	Ben Troupe	Tight End	1st Team Rivals.com; 1st Team Sports Illustrated.com; 1st Team CSTV; 2nd Team AP; 2nd Team Sporting News
	Eric Wilbur	Punter	Rivals.com Freshman All-America Team
	2004	Channing Crowder	Linebacker
Ciattrick Fason		Running Back	Honorable Mention Sports Illustrated.com
Brandon Siler		Linebacker	Scripps/FWAA Freshman All-America Team; Rivals.com Freshman All-America Team
2005	Chad Jackson	Wide Receiver	Honorable Mention Pro Football Weekly
2006	Percy Harvin	Wide Receiver	Scripps/FWAA Freshman All-America Team; Rivals.com Freshman All-America Team; 2nd Team Sporting News
	Brandon James	Kick Returner	Freshman All-America Team
	Reggie Nelson	Safety	Rivals.com Freshman All-America Team; Honorable Mention Sporting News Freshman All-America Team
	Brandon Siler	Linebacker	1st Team Walter Camp; 1st Team AP; 1st Team FWAA; 1st Team All-American Football Foundation; 1st Team Rivals.com
	Ryan Smith	Cornerback	3rd Team AP
	Tim Tebow	Quarterback	2nd Team AP; 3rd Team Rivals.com
			Honorable Mention Sporting News Freshman All-America Team

YEAR	NAME	POSITION	TEAM
2007	Joe Haden	Cornerback	1st Team CollegeFootballNews.com Freshman All-America; Honorable Mention Sporting News Freshman All-America Team
	Percy Harvin	Wide Receiver	1st Team Sporting News; 2nd Team Phil Steele; 2nd Team Rivals.com
	Aaron Hernandez	Tight End	Honorable Mention CollegeFootballNews.com Freshman All-America
	Brandon James	Kick Returner	1st Team Phil Steele; 2nd Team Sporting News; 2nd Team Rivals.com; Honorable Mention CollegeFootballNews.com
	Maurkice Pouncey	Guard	1st Team Freshman All-America CollegeFootballNews.com; 1st Team Freshman All-America Rivals.com; 2nd Team Sporting News Freshman All-America
	Brandon Spikes	Linebacker	Honorable Mention CollegeFootballNews.com
	Tim Tebow	Quarterback	1st Team AP; 1st Team FWAA; 1st Team Walter Camp; 1st Team ESPN.com; 1st Team CBSSports.com; 1st Team SI.com; 1st Team Sporting News; 1st Team CollegeFootballNews.com; 1st Team Phil Steele; 1st Team Rivals.com
2008	Major Wright	Safety	1st Team CollegeFootballNews.com Freshman All-America; 2nd Team Rivals.com Freshman All-America; Honorable Mention Sporting News Freshman All-America
	Ahmad Black	Safety	CollegeFootballNews.com 2nd Team All-Sophomore Selection
	Jeff Demps	Running Back	CBSSports.com Midseason Freshman All-American; CollegeFootballNews.com All-Freshman Honorable Mention
	Carlos Dunlap	Defensive End	CollegeFootballNews.com 2nd Team All-Sophomore Selection
	Joe Haden	Cornerback	CollegeFootballNews.com All-Sophomore Selection
	Percy Harvin	All-Purpose	1st Team AFCA; Walter Camp 2nd Team; AP 2nd Team; Sports Illustrated 2nd Team; Phil Steele 2nd Team; Rivals.com 1st Team
	Aaron Hernandez	Tight End	CollegeFootballNews.com All-Sophomore Honorable Mention
	Will Hill	Safety	CollegeFootballNews.com 2nd Team All-Freshman
	Brandon James	Punt Returner	Sporting News 1st Team; Rivals.com 1st Team; Phil Steele 1st Team
	Janoris Jenkins	Special Teams	FWAA 1st Team
		Kick Returner	Sports Illustrated Honorable Mention
		Return Specialist	Pro Football Weekly Honorable Mention
	Maurkice Pouncey	Center	FWAA Freshman All-American; Sporting News' Freshman All-American; CollegeFootballNews.com All-Freshman Selection
	Mike Pouncey	Guard	CollegeFootballNews.com All-Sophomore Selection
	Chris Rainey	Running Back	CollegeFootballNews.com All-Freshman Honorable Mention
Brandon Spikes	Linebacker	AFCA Coaches'; Walter Camp 1st Team; Sports Illustrated 1st Team; FWAA 1st Team; Sporting News 1st Team; AP 1st Team; Pro Football Weekly Honorable Mention; Phil Steele 1st Team; Rivals.com 1st Team	
Tim Tebow	Quarterback	AP 3rd Team; Sports Illustrated Honorable Mention; Pro Football Weekly Honorable Mention; Phil Steele 2nd Team; Sporting News 2nd Team	
Phil Trautwein	Offensive Line	Sports Illustrated 2nd Team; Rivals.com 3rd Team	
Major Wright	Defensive Back	CollegeFootballNews.com All-Sophomore Hon. Mention	
2009	Joe Haden	Cornerback	1st Team AFCA; 1st Team AP; 1st Team FWAA; 1st Team Sporting News; 1st Team Walter Camp; 1st Team CBSSports.com; 1st Team CollegeFootballNews.com; 1st Team DB Phil Steele; 1st Team Pro Football Weekly
	Aaron Hernandez	Tight End	1st Team AP; 1st Team Sporting News; 1st Team CollegeFootballNews.com; 2nd Team Phil Steele; Honorable Mention Pro Football Weekly
	Omar Hunter	Defensive Tackle	2nd Team All-Freshmen DL CollegeFootballNews.com
	Xavier Nixon	Offensive Line	All-Freshman Honorable Mention OL CollegeFootballNews.com
	Maurkice Pouncey	Center	1st Team FWAA; 1st Team Sporting News; 1st Team Walter Camp; 2nd Team AP; 1st Team CBSSports.com; 1st Team CB CollegeFootballNews.com; 1st Team Phil Steele; 1st Team Pro Football Weekly
	Mike Pouncey	Offensive Line	2nd Team AP; 1st Team Pro Football Weekly
	Brandon Spikes	Linebacker	1st Team AP; 1st Team Sporting News; 1st Team Walter Camp; 2nd Team CBSSports.com; 2nd Team Phil Steele; Honorable Mention Pro Football Weekly
	Tim Tebow	Quarterback	2nd Team AP; 2nd Team Sporting News; 2nd Team Walter Camp; 3rd Team Phil Steele; Honorable Mention CollegeFootballNews.com

YEAR	NAME	POSITION	TEAM
2010	Ahmad Black	Safety	1st Team Rivals.com; 2nd Team AP
	Andre Debose	Kick Returner	Sporting News All-American All-Freshman Team
	Jon Halapio	Offensive Line	Sporting News All-American All-Freshman Team
Chas Henry	Punter	1st Team Walter Camp; 1st Team AP; 1st Team Scout.com; 1st Team Rivals.com; 1st Team Sporting News	
	Janoris Jenkins	Cornerback	3rd Team Rivals.com
2011	Chaz Green	Offensive Line	1st Team All-Freshmen Phil Steele; FWAA Freshman All-American
	Marcus Roberson	Defensive Back	2nd Team All-Freshmen Phil Steele
	De'Ante Saunders	Defensive Back	3rd Team All-Freshmen Phil Steele
Caleb Sturgis	Kicker	1st Team ESPN.com; 2nd Team CBSSports.com; 2nd Team Walter Camp; 2nd Team Yahoo! Sports; 2nd Team Sports Illustrated; 2nd Team Rivals.com; 2nd Team AP; 3rd Team Phil Steele; Honorable Mention Pro Football Weekly	
	2012	Kyle Christy	Punter
Matt Elam		Safety	1st Team Sporting News; 1st Team CBSSports.com; 1st Team AP; 1st Team SI.com; 2nd Team Walter Camp; 2nd Team Phil Steele
Sharrif Floyd	Defensive Line	1st Team Sporting News; 3rd Team AP; 3rd Team Phil Steele	
	Dante Fowler, Jr.	Defensive Line	1st Team All-Freshman CBSSports.com; 2nd Team All-Freshman Phil Steele; 2nd Team All-Freshman FoxSportsNext.com; 2nd Team All-Freshman Scout.com
D.J. Humphries	Offensive Line	1st Team All-Freshman Sporting News	
	Caleb Sturgis	Kicker	1st Team Sporting News; 2nd Team CBSSports.com; 3rd Team AP; 3rd Team Phil Steele; Honorable Mention SI.com
2013	Dante Fowler, Jr.	Defensive Line	1st Team All-Sophomore College Football News
	Vernon Hargreaves III	Defensive Back	3rd Team AP; 1st Team All-Freshman College Football News; 1st Team All-Freshman FWAA; 1st Team All-Freshman 247 Sports; 1st Team All-Freshman Athlon Sports; 1st Team All-Freshman Sporting News
Kelvin Taylor	Running Back	Honorable Mention All-Freshman Sporting News	
2014	Dante Fowler, Jr.	Defensive End	2nd Team Sporting News; 2nd Team Walter Camp; 4th Team Phil Steele; Honorable Mention Sports Illustrated
	Vernon Hargreaves III	Cornerback	1st Team CBSSports.com; 1st Team ESPN.com; 1st Team Sporting News; 2nd Team AP; 2nd Team Fox Sports; 2nd Team Sports Illustrated; 2nd Team Walter Camp; 3rd Team Phil Steele
Jalen Tabor	Cornerback	1st Team Freshman Sporting News; 2nd Team Freshman Scout.com	

FIRST TEAM ALL-AMERICANS BY POSITION

Includes all First Team All-Americans recognized by the Associated Press (AP), American Football Coaches Association (AFCA), Football Writers Association (FWAA), Sporting News and the Walter Camp Football Foundation.

FIRST-TEAM ALL-AMERICA OFFENSIVE LINEMEN AND TIGHT ENDS**JOHN BARROW**
1956 // Guard**LARRY GAGNER**
1965 // Guard**BILL CARR**
1966 // Center**GUY DENNIS**
1968 // Guard**BURTON LAWLESS**
1974 // Guard**LOMAS BROWN**
1984 // Tackle**JEFF ZIMMERMAN**
1985, 1986 // Guard**JASON ODOM**
1995 // Tackle**MIKE PEARSON**
2001 // Tackle**SHANNON SNELL**
2003 // Guard**AARON HERNANDEZ**
2009 // Tight End**MAURKICE POUNCEY**
2009 // Center**John Barrow**

Consensus All-American and SEC Lineman of the Year in 1956. Played in 1957 Senior Bowl game and North-South game. Became an All-CFL lineman with Hamilton, playing 15 seasons. Retired and became general manager at Toronto and other CFL teams prior to going into business in Canada. His son, Greg, was a UF letterman in 1980.

Larry Gagner

High school fullback converted to offensive guard. He started two seasons and helped lead the 1965 team into Sugar Bowl. Played in 1966 Senior Bowl and College All-Star game. Started on offensive line for Pittsburgh and Kansas City. Majored in art at Florida.

Bill Carr

Offensive captain for 1967 Orange Bowl team. Started 32 consecutive games at center and earned All-America honors as a senior. Played in 1967 Senior Bowl. Drafted by New Orleans but an ROTC commitment resulted in his entering U.S. Army and serving in Korea. UF Athletics Director (1980-86).

Guy Dennis

Offensive captain of 1968 team. Two-year All-SEC offensive guard. Came out of rural Walnut Hill in the Panhandle to become one of the finest linemen in Gator history. Played in 1969 North-South Senior Bowl. Played 10 years in the NFL, first with Cincinnati and then Detroit.

Burton Lawless

Noted as a pulling guard at Florida. Strong and agile, he started for three seasons on offensive line. Played in 1975 College All-Star game and Senior Bowl. Drafted by the Dallas Cowboys and started in the Super Bowl as a rookie. Pro career ended by serious farming accident. In 1999, named to the Gainesville Sun's UF Team of the Century.

Lomas Brown

A consensus All-American and All-SEC choice his senior season in 1984. Received the Jacobs Blocking Trophy (SEC's top blocker) in 1984; a first for UF. He was a starter throughout most of his four years at UF. He started 31 of his last 33 games and had 34 career starts, all at tackle. Participated in both the Hula Bowl and the Senior Bowl. Drafted in first round of NFL Draft by the Detroit Lions in 1985. Selected to the Pro Bowl in 1990, 1991, 1992, 1994 and 1995. In 1999, named to the Gainesville Sun's UF Team of the Century. Played for the Detroit Lions, Arizona Cardinals, Cleveland Browns and New York Giants, appearing in more NFL games (263) than any other former Gator.

Jeff Zimmerman

Selected first-team All-America by the Walter Camp Football Foundation and Sporting News in 1985. Became the first non-senior offensive lineman in school history to garner first-team All-America honors. First-team All-America selection by Walter Camp Foundation in 1986. First offensive lineman at UF to be named first-team All-America in two seasons. Selected in the third round of the 1987 NFL Draft by the Dallas Cowboys.

Jason Odom

Named to virtually every first-team All-America team, including AP, FWAA, AFCA and Walter Camp. Named the recipient of the Jacobs Blocking Trophy as the SEC's premier blocker for second-straight year in 1995, the first player since 1982 to capture the award in back-to-back years. One of three finalists for the Outland Trophy, as well as one of 12 semifinalists for the Lombardi Award. A four-year starter who played in 49 games with 46 starts. Drafted in the fourth round of the 1996 NFL Draft by the Tampa Bay Buccaneers, he played for five seasons (1996-2000).

Mike Pearson

A two-time first-team All-SEC choice who garnered first-team All-America honors in 2001 from the AP, Football Writers Association of America and Sporting News. A second-round selection in the 2002 NFL Draft by Jacksonville. Played five seasons in the NFL for the Jaguars and Texans.

Shannon Snell

A first-team All-America selection by Sporting News. One of only two Gators on the offensive line to start every game at the same position, lining up at left guard in every contest in 2003. Saw time in 46 games with 36 starts during his career.

Aaron Hernandez

The first tight end in school history to be named an All-American, collecting honors from the AP and Sporting News. The first player from the SEC to be given the John Mackey Award, bestowed annually to the best collegiate tight end. Led the nation with 850 receiving yards and 68 catches by a tight end during the 2009 season, the most for his position in the SEC in over a decade. Established UF records for receptions by a tight end in a single season and in a career (111). Caught for 50-or-more yards in 14 games, accumulating 1,382 yards in three seasons as a Gator. Selected to the first-team All-SEC by the AP, Coaches, Phil Steele and Sporting News in 2009. Was a fourth-round selection in the 2010 NFL Draft by the New England Patriots. As a rookie he accumulated 563 yards receiving on 45 catches, including six touchdowns.

Maurkice Pouncey

A first-team All-America selection by the Walter Camp Football Foundation, Football Writers of America Association and Sporting News. Awarded the Rimington Trophy, given to the nation's best center, after the 2009 season. In 2009, collected 30 knock downs and earned a first-team All-SEC selection by the AP, Coaches' and Sporting News. Started at right guard as a true freshman, making 40 starts in 41 career games as a Gator. Entered the 2010 NFL Draft after his junior season and was selected 18th overall by the Pittsburgh Steelers. As a rookie, he started every regular season game and has been selected to the Pro Bowl three times and First-Team All Pro once.

FIRST-TEAM ALL-AMERICA RUNNING BACKS**LARRY DUPREE**
1964**Larry Dupree**

In 1964, became only the third back in league history to earn first-team All-SEC for the third time. Captain and All-American that season. An explosive, quick and durable runner who was second on the all-time Florida rushing list with 1,725 yards in three seasons. Played in 1965 Coaches' All-American game.

Larry Smith

In 1968, he became only the fifth offensive back in SEC history to earn All-SEC honors three-straight years. Top career rusher in Gator history with 2,186 yards from 1966-68. Topped career chart in rushing attempts with 520, touchdowns scored with 26 and in points scored with 156. Touchdown run of 94 yards versus Georgia Tech (1967) set Orange Bowl record. Played in NFL for Los Angeles (first-round selection) and Washington.

**LARRY SMITH**
1968**Emmitt Smith**

A consensus first-team All-America selection in 1989. Named SEC "Player of the Year" by league coaches in 1989. Finished seventh in 1989 Heisman Trophy balloting. Set 58 UF records and finished with 3,928 rushing yards, the top total in school history and fifth-best in SEC history at the time. A first-team All-SEC selection 1987-89. National Freshman of the Year in 1987 and ninth in Heisman balloting in 1987. First round NFL Draft pick by Dallas in 1990 and was the NFL Rookie of the Year. In 1991-93 and 1995, he led the NFL in rushing and was the NFL MVP in 1993. Holds NFL records for rushing yards (18,355) and rushing touchdowns (164). In 1999, named to the Gainesville Sun's UF Team of the Century. Inducted into Florida's Ring of Honor and the College Football Hall of Fame in 2006. Inducted into Pro Football Hall of Fame in 2010. Played 15 seasons for Dallas and Arizona and is a 3-time Super Bowl champion and 7-time Pro Bowler.

**EMMITT SMITH**
1989**Errict Rhett**

Completed his career with 4,163 rushing yards, the top total in school history and fourth-best in SEC history. Caught 153 career passes, the top total in school history for a running back and third-best all-time in UF history. Became the first player in NCAA Division I-A history to rush for over 4,100 yards and catch 140 or more passes. Football News first-team All-America selection in 1993 and a first-team All-SEC choice in 1991 and 1993. Led the SEC in rushing yards in 1991 (1,109) and 1993 (1,289). Joined Emmitt Smith as the only UF players with two 1,000-yard rushing seasons. NFL second-round draft choice by Tampa Bay in 1994. 1994 NFC Offensive Rookie of the Year. He played seven seasons in the NFL for Cleveland, Baltimore and Tampa Bay.

**ERRICT RHETT**
1993**FRED TAYLOR**
1997**Fred Taylor**

A first-team All-America selection in 1997 by the Walter Camp Football Foundation. In 1997, he was UF's leading rusher with 1,292 yards on 214 carries (6.0 avg.) and 13 touchdowns (led team). He had eight 100-yard rushing performances during the season. Was a third-team All-America pick by the AP and Sporting News, as well as a first-team All-SEC selection. Was a first-round selection in the 1998 NFL Draft by the Jacksonville Jaguars. He ranks No. 15 on the NFL's all-time rushing yards list with 11,695 and had seven 1,000-yard rushing seasons. Retired from the NFL following the 2010 season after a 13-year career with the Jaguars and Patriots.

FIRST-TEAM ALL-AMERICA QUARTERBACKS



STEVE SPURRIER
1965, 1966

Steve Spurrier
1966 Heisman Trophy Recipient
Two-year All-American, 1966 Heisman Trophy winner and SEC Player of the Year. Broke every school record for game, season and career in passing and total offense and all league records for passing. Was first player in history of Sugar Bowl to win MVP trophy for losing team following 20-18 loss to Missouri in which he broke six game records. Went on to play 10 years of professional football with San Francisco and Tampa, setting a 49ers' game mark by throwing five touchdown passes versus the Chicago Bears. Named to College Football Hall of Fame in 1986. Was inducted into Florida's Ring of Honor in September 2006. Currently the head coach at South Carolina.

	PA	PC	INT	YDS	PCT	TD
1966	291	179	8	2,012	.615	16
Career	692	392	31	4,848	.566	36

John Reaves
A first-team All-America selection in 1971 that completed his career (1969-71) as Florida's, the SEC's, and the NCAA's all-time leading passer with 7,581 yards. Also set SEC record for career touchdown passes with 56. A first-round selection in the 1972 NFL Draft by Philadelphia. Played for the Eagles (1972-75), Cincinnati (1975-78), Minnesota (1979) and Houston (1981) in the NFL. Was QB for Steve Spurrier with Tampa Bay of USFL from 1983-85. Served as coach at Florida from 1990-94.



JOHN REAVES
1971

Danny Wuerffel
1996 Heisman Trophy Recipient
A first-team All-America selection in 1995 and 1996 and the Heisman Trophy recipient in 1996. A two-time recipient of the O'Brien National Quarterback of the Year Award (1995-96). Finished his career completing 708 of 1,170 passes for 10,875 yards (fifth-best in major college history) with 114 touchdown passes, best in SEC history and second best in major college history. Career pass efficiency rating of 163.56 was best in major college history and his percentage of passes which went for a touchdown (9.74) ranked first in collegiate history. In 1995, his efficiency rating of 178.4 set a single-season collegiate record. In his Heisman-winning season of 1996, he completed 207 of 360 passes for 3,625 yards (SEC record) for 39 touchdowns (led the nation and tops in SEC history) and his efficiency rating of 170.6 made him the first QB to ever post a rating of 170 or better in back-to-back years. A two-time recipient of the GTE Academic All-America of the Year Award for football and the 1996 recipient of the Draddy Trophy (presented annually to the nation's premier scholar-athlete). Selected in the fourth round of 1997 NFL Draft by New Orleans. Played with the Saints (1997-99), Green Bay Packers (2000), Chicago Bears (2001) and Washington Redskins (2002). In 1999, named to the Gainesville Sun's UF Team of the Century. Also chosen the century's top Gator offensive player by that publication. Was inducted into Florida's Ring of Honor in September 2006. Currently serves as the Executive Director of Desire Street Ministries, which works to revitalize impoverished neighborhoods through spiritual and community development.

	PA	PC	INT	YDS	PCT	TD
1996	360	207	13	3,625	.575	39
Career	1,170	708	42	10,875	.605	114



DANNY WUERFFEL
1995, 1996



REX GROSSMAN
2001

Rex Grossman
Became the first sophomore quarterback in school history to garner first-team All-America honors in 2001. The runner up for the Heisman Trophy that year (became only the fifth sophomore ever to rank in the top two of that balloting), and was named the National Player of the Year by the AP. His 55 combined touchdown passes in 2000-01 ranked as the most for a player over the course of their combined freshman and sophomore seasons in major college history. Chosen in the first round by the Chicago Bears in the 2003 NFL Draft. He has played 11 NFL seasons with Chicago, Houston and Washington. Started Super Bowl XLI for the Bears.



TIM TEBOW
2007

Tim Tebow
2007 Heisman Trophy Recipient
The first sophomore ever to win the Heisman Trophy, Davey O'Brien Trophy and Maxwell Award. Named a first-team All-American by the AP, Walter Camp, Sporting News, Football Writers Association, CollegeFootballNews.com, ESPN.com, CBSSportsline.com and Phil Steele. Named the Player of the Year by the AP and CBSSports.com. A first-team Academic All-American. Recipient of the Walter V. Campbell Trophy in 2009. First player in NCAA history to pass and run for 20-or-more touchdowns in a single season. His 23 rushing touchdowns set an SEC record among all players and an NCAA single-season record for quarterbacks. Passed for 32 touchdowns and his 55 touchdowns in 2007 combined established an SEC record. The only player in Division I-A history to have rushed and passed for at least one touchdown in 14 straight games. Set a single-season record for UF in total offense with 4,181 yards. At the conclusion of his collegiate career, he also held the SEC career records for most touchdowns responsible for (145), most rushing touchdowns (57), most total offense (12, 232 yards) and lowest pass attempt to interception ratio (1:62.2 passes). A member of the winningest class in SEC history, finishing their career at 48-7. Selected in the first round of the 2010 NFL Draft by the Denver Broncos. Also played for the New York Jets.

	PA	PC	INT	YDS	PCT	TD
2007	350	234	6	3,286	66.9	32
Career	995	661	16	9,285	66.4	88
Runs Yards Avg. TD						
2007	210	895	4.3	23		
Career	692	2,947	4.3	57		

FIRST-TEAM ALL-AMERICA WIDE RECEIVERS

**CHARLEY CASEY**
1965**CARLOS ALVAREZ**
1969**WES CHANDLER**
1976, 1977**CRIS COLLINSWORTH**
1980**JACK JACKSON**
1994**REIDEL ANTHONY**
1996**IKE HILLIARD**
1996**JACQUEZ GREEN**
1997**JABAR GAFFNEY**
2001**PERCY HARVIN**
2007, 2008**Charley Casey**

Two-time All-SEC and leading receiver in league history at the end of his career. Caught 58 passes to top SEC in 1965 and was second-leading career receiver for Florida with 123 catches from 1963-65. Academic All-SEC in 1965. In 1966, he played in Senior Bowl and Coaches' All-America Game.

Carlos Alvarez

Consensus All-American in 1969 following a record-breaking season in which he had 88 catches for 1,329 yards and 12 touchdowns. Finished career with Gator career marks for receptions (172) and yards (2,563) and single-game records for receiving yards (238 vs. Miami) and receptions (15 vs. Miami). Winner of NCAA Post-Graduate Scholarship. Named to GTE Academic All-America Hall of Fame in 1989. In 1999, named to Gainesville Sun's UF Team of the Century. A 2011 inductee into the College Football Hall of Fame.

Wes Chandler

First-team All-America in both 1976 and 1977. Caught 92 passes in his career, good for 1,963 yards and a school-record 22 TD. He scored a then school-record 28 TD and was the highest scoring non-kicker in Florida history with 172 points. Played in 1978 Senior Bowl and East-West game. An All-Pro WR with the San Diego Chargers before retiring in 1988. He was named the NFL WR of the Year in 1982 by the NFL Alumni Association, as well as the NFL Player of the Year. During his NFL career, he had 559 catches for 8,966 yards, both all-time highs among former Gators, along with 56 receiving TD. In 1999, named to the Gainesville Sun's UF Team of the Century. Inducted into the CFB Hall of Fame in 2015.

Cris Collinsworth

Brilliant all-around player. Ranked fourth in school pass receiving charts and is even tied for NCAA record for longest touchdown pass, 99 yards against Rice as a freshman QB in 1977. During Gator career he caught 120 passes for 1,937 yards and 14 touchdowns. He ran for two other touchdowns and returned a kickoff for another. Academic All-American. In his first three seasons in the NFL, he was an All-Pro wide receiver with Cincinnati. In 2001, he was inducted into the Verizon Academic All-America Hall of Fame. Currently the color analyst for NBC's Sunday Night Football.

Jack Jackson

Named to numerous first-team All-America squads as a junior in 1994 (AP, Football News, AFCA, UPI). One of three national finalists for the Biletnikoff Award (nation's top wide receiver). Football News named him the SEC's 1994 Offensive Player of the Year after catching 57 passes for 855 yards and 15 touchdowns, then the top seasonal total in SEC history. Completed his career after his junior season in 1994 with 29 career touchdown receptions, the top total in UF history and a tie for the best in SEC history. Had 143 career catches (fourth best) for 2,266 yards (second best) during Gator career. A fourth-round selection by Chicago in the 1995 NFL Draft. Played two seasons in the NFL and additionally played for two years in the AFL.

Reidel Anthony

Gained All-America honors after a superb year in 1996 in which he caught 72 passes (second-best in UF history) for 1,293 yards (second-best in UF history and third-best in SEC history) for 18 touchdowns. His 18 touch-

downs catches led the nation in 1996 and set a SEC single-season record. One of three finalists for the Biletnikoff Award as the nation's top receiver. Finished his career with 126 catches (seventh-best in UF history) for 2,274 yards (second-best in Gator history) and 26 touchdown catches (third-top total in school history). Selected in first round of 1997 NFL Draft by Tampa Bay and played five seasons with the Buccaneers.

Ike Hilliard

Gained first-team All-America honors from AFCA, Walter Camp and Football News. Had 47 catches for 900 yards in 1996 with 10 touchdowns, the second-best total in the SEC in 1996. Finished his career with 126 catches (7th-best in UF history) for 2,214 yards (4th-best in school history) and 29 touchdowns (2nd-best total in SEC history). His TD/catch ratio of 4.34 (29 TDs/126 catches) ranked second-best in UF history. Selected in first round of 1997 NFL Draft by New York Giants. He played 12 seasons in the NFL, recording 546 career receptions for 6,397 yards and 35 touchdowns.

Jacquez Green

A first-team All-America selection in 1997 by the AP and Walter Camp. Finalist in 1997 for the Biletnikoff Award. In 1997, he caught 61 passes for 1,024 yards (fourth-highest seasonal total in UF history) with nine TD catches. Consensus first-team All-SEC choice in 1997. Completed his career with 113 catches for 2,181 yards and 23 career touchdown catches. A 1998 second-round pick by Tampa Bay, he went on to play five years with Tampa Bay, Washington and Detroit. In 1999, named to the Gainesville Sun's UF Team of the Century.

Jabar Gaffney

A consensus first-team All-America selection as a redshirt sophomore in 2001, only the second sophomore wide receiver in school history to achieve that distinction. A finalist for the Biletnikoff Award that season as the nation's premier wide receiver. His 27 touchdown catches over the course of the 2000-01 seasons ranked as the most for a player over the course of their combined freshman and sophomore seasons in major college history. National Freshman Player of the Year in 2000. A second-round selection in 2002 NFL Draft by the Houston Texans, played 11 seasons for Houston, New England, Denver, Washington and Miami.

Percy Harvin

A dual-threat wide receiver and running back that was a first-team All-American selection by Sporting News as a sophomore and by AFCA and Rivals.com as a junior in 2008. A semifinalist for the 2007 Biletnikoff Award, which honors the nation's top wide receiver. The first player in school history to have 100 yards rushing and receiving in a single game. Holds school records for most career yards rushing by a wide receiver (1,852) and most rushing yards in a single season by a wide receiver (764 in 2007). Finished his career with 32 touchdowns, the most ever by a Gator wide receiver (19 rushing, 13 receiving). Averaged 11.6 yards per touch in his career. Was named MVP of the 2006 SEC Championship Game. Was a first-round selection in the 2009 NFL Draft by the Minnesota Vikings and went on to be named to the AP Offensive Rookie of the Year. Won Super Bowl XLVIII in his first season with the Seattle Seahawks in 2013.

FIRST-TEAM ALL-AMERICA DEFENSIVE LINEMEN



VAL HECKMAN
1958 // Tackle



LYNN MATTHEWS
1965 // End



JACK YOUNGBLOOD
1970 // End



DAVID GALLOWAY
1981 // Tackle



TRACE ARMSTRONG
1988 // Tackle



HUEY RICHARDSON
1990 // End



BRAD CULPEPPER
1991 // Tackle



KEVIN CARTER
1994 // End



ALEX BROWN
1999, 2000 // End



SHARRIF FLOYD
2012 // Tackle

Val Heckman

Came out of Pennsylvania to become one of the finest defensive tackles in Gator history. Not unusually big, he made up for it with great quickness and nose for the football. Played in 1959 Senior Bowl game. Following graduation, he went into coaching and finished his career in that area as head football coach at Lakeview of Winter Garden.

Lynn Matthews

Quick, tough and competitive end generally regarded as the finest at his position during the Ray Graves decade at Florida. Three-year starter who capped his career by helping lead Gators to Sugar Bowl berth. Was noted as a "big play" man for his ability to force and recover fumbles and make tackles in enemy backfield. Former president of New York Times Regional Newspapers in Tampa.

Jack Youngblood

Regarded as best defensive end in Gator history. Named to All-SEC team for decade 1970's. Rugged competitor who went on to become an All-Pro star with the Los Angeles Rams after being a first-round draft selection in 1971. Following his final college season he played in the 1971 Senior Bowl and was named the Most Outstanding Player in the contest. Named to the College Football Hall of Fame in 1992 and Pro Football Hall of Fame in 2001. Was inducted into Florida's Ring of Honor in September 2006. In 1999, he was named to Gainesville Sun's Team of the Century.

David Galloway

Despite injuries, his career included starting at either defensive end or tackle for the majority of three seasons and he achieved full potential in 1981. Started all 11 games and named All-American. Named Most Outstanding Defensive Player in 1980 Tangerine Bowl. Played in 1982 Olympia Gold Bowl and Hula Bowl. Drafted in the second round in 1982 by the St. Louis Cardinals.

Trace Armstrong

Played just one year at Florida (1988) after transferring from Arizona State. Had a superb season in 1988, as he registered 19 tackles for lost yardage, the top figure for a defensive lineman in that category in school history. Was a consensus first-team All-SEC choice and was named first-team All-America by Sporting News. Selected in the first round of the 1989 NFL Draft by Chicago. He played 15 years in the NFL with Chicago, Miami and Oakland and was selected for the Pro Bowl in 2000. He served as President of the NFL Players Association for eight years during his NFL playing career. His 106 career sacks in the NFL are most by a former Gator.

Huey Richardson

A first-team All-America selection in 1990. One of 12 final nominees for the Lombardi Trophy in 1990. A two-time first-team All-SEC choice. Completed career with 26.5 sacks, second-best in school history, and 50.5 total TFL, third-best in UF history. Recipient of NCAA Post-Graduate Award. A four-time SEC Academic Honor Roll selection, the first player in school history to achieve that status for four consecutive years. First-round selection in the 1991 NFL draft by the Pittsburgh Steelers.

Brad Culpepper

Named to several first-team All-America squads in 1991 (AP, Sporting News, Football News, Kodak). The most honored scholar-athlete in the nation in 1991 (First-team Academic All-America, National Football Foundation Scholar-Athlete, Draddy Trophy as nation's top Scholar-Athlete, Toyota National Leadership Award). Set a school record in 1991 for most TFL (21.5) by an interior defensive lineman and also most TFL in a career by an interior lineman with 47.5. In 1999, named to the Gainesville Sun's UF Team of the Century. Played in the NFL for nine seasons with Minnesota, Tampa Bay and Chicago.

Kevin Carter

Named to several 1994 first-team All-America units (Walter Camp, Football News, UPI). Football News named him one of five finalists for its 1994 National Defensive Player of the Year Award. 1994 semifinalists for the Lombardi Award (nation's top lineman). His 42.3 career TFL and 21.8 sacks ranked seventh and fifth, respectively, in UF history when he completed career in 1994. His 11.8 sacks in 1994 was then the third-best seasonal total in school history. Started 38 of his last 39 games at DE. A 1995 NFL first-round selection by the St. Louis Rams. In 1999, named to the Gainesville Sun's UF Team of the Century. 1999 All-Pro Defensive End after leading the NFL and Super Bowl champion St. Louis Rams in sacks. The two-time Pro Bowler finished his career after 14 years in the NFL. He played in 224 consecutive games and never missed a game in his NFL career, tallying 104.5 sacks. Played for St. Louis, Tennessee, Tampa Bay and Miami.

Alex Brown

First defensive lineman in school history to earn first-team All-America honors twice (1999, 2001). In 1999, he set a school single-season sack record (13) and became just the third sophomore in Gator history to earn first-team All-America honors and the first ever on the defensive side of the ball. Also gained first-team All-America honors in 2001 and was a finalist for the Lombardi Award that year. Completed his career with a school-record 33 career sacks. He was a fourth-round draft pick by Chicago and played eight years for the Bears before signing with New Orleans prior to the 2010 season.

Sharrif Floyd

Was named a first-team All-American by the Sporting News. First defensive lineman at Florida since 2001 to earn All-America honors. Selected to the first-team All-SEC by the AP, Coaches' and Phil Steele. Had 115 career tackles, 26.0 TFL, 4.5 sacks, a pass breakup, three blocked field goals and a forced fumble. His three career kick/punt blocks is tied for fifth in school history. Recorded 46 tackles on the 2012 season and led the team with 13.0 TFL, added one forced fumble. Registered a tackle for loss in nine of the 13 games in 2012. Selected in the first round of the 2013 NFL Draft by the Minnesota Vikings.

FIRST-TEAM ALL-AMERICA LINEBACKERS

**RALPH ORTEGA**
1974**SAMMY GREEN**
1975**DAVID LITTLE**
1980**WILBER MARSHALL**
1982, 1983**ALONZO JOHNSON**
1984, 1985**CLIFFORD CHARLTON**
1987**JEVON KEARSE**
1998**MIKE PETERSON**
1998**BRANDON SPIKES**
2008, 2009**Ralph Ortega**

All-SEC two years and All-American in 1974 as he helped lead Gators to Sugar Bowl. Starter for three seasons, during which he made 357 tackles, forced 12 fumbles, recovered eight and intercepted five passes. Played in 1975 College All-Star game. Academic All-American. Went on to play for the Atlanta Falcons and Miami Dolphins.

Sammy Green

Alternated between nose guard and linebacker during career in which he started for three seasons. Finished 1975 season with a remarkable 202 total tackles. Averaged eight tackles per game during his career and 13 per game during his All-America season of 1975. Played in 1976 Senior Bowl. Played in the NFL with the Houston Oilers and Seattle Seahawks.

David Little

Came out of the shadow of his older brother Larry Little, All-Pro guard for years with the Miami Dolphins, to become one of the most outstanding linebackers in a long history of good ones at Florida. Started three years. Intercepted nine passes. Played in 1981 Japan Bowl and East-West game. Had 375 tackles during Gator career. A starter at linebacker for the Steelers for several years. In 1999 named to the Gainesville Sun's UF Team of the Century. Little passed away in 2005.

Wilber Marshall

One of the finest defensive players in Gator history. Two-time consensus All-American at linebacker. Selected as the ABC-TV Chevrolet Defensive Player of the Year in 1983. A finalist for the Lombardi Award in his last two seasons. Finished outstanding career with 343 tackles (210 solo), including a school-record 23 sacks. Was a first-round choice by the Chicago Bears in 1984. All-Pro in 1986, 1987 and 1992. In 1999, named to the Gainesville Sun's UF Team of the Century. Also chosen UF's Defensive Player of the Century by that publication. Marshall was inducted into the College Football Hall of Fame in July 2008. Was inducted into Florida's Ring of Honor in September 2008.

Alonzo Johnson

Was named a first-team All-American by Sporting News in 1984 and 1985. He was also a consensus All-SEC choice both seasons. He completed his career with a school-record 27 sacks and 55 total TFL. His 12 sacks and 19 TFL in 1985 set single-season UF records. He completed his Gator career with 335 total tackles, ninth-best in school history. In 1985, he was one of five finalists for the Butkus Linebacker of the Year Award. Second-round pick in 1986 NFL Draft by Philadelphia and played two seasons with the Eagles.

Clifford Charlton

A two-time first-team All-SEC choice that was named first-team All-America by Sporting News in 1987. Completed his career with 49 TFL, the third-best total in school history. His 25 sacks ranked as the second-best total in school history. First-round selection in the 1988 NFL Draft by Cleveland and played two seasons.

Jevon Kearse

A first-team All-America selection in 1998 by the Walter Camp Football Foundation and Football News. A consensus first-team All-SEC choice that was named the AP SEC Defensive Player of the Year. One of three finalists for the Butkus Award and also one of three finalists for the Bednarik National Defensive Player of the Year Award. One of 12 semifinalists for the Lombardi Award in 1998. Entered the NFL Draft after his junior year and was a first-round selection in 1999 by the Tennessee Titans. 1999 NFL Defensive Rookie of the Year selection. Played 11 seasons with the Titans and Philadelphia.

Mike Peterson

A first-team All-America selection in 1998 by Sporting News. A first-team All-SEC choice. Led nationally-ranked Gator defense in tackles with 127, a total that also ranked second in the SEC in 1998. A second-round selection in 1999 NFL Draft by Indianapolis. NFL's leading tackler in 2000. Played 14 seasons for the Atlanta Falcons, Jacksonville Jaguars and Indianapolis Colts and totaled 883 tackles in 196 games with 21.5 sacks and 19 interceptions.

Brandon Spikes

A consensus All-American, who was selected as the Chevrolet Defensive Player of the Year in 2008. Also collected All-American honors from Phil Steele, Rivals.com and Sports Illustrated. A finalist for the Bronko Nagurski, Chuck Bednarik and Dick Butkus Awards, as well as a two-time semifinalist for the Lombardi Award and quarterfinalist for the Lott Trophy. A two-year captain of the winningest class in SEC history, going 48-7 over four years, finishing his career with 307 total tackles, 31.5 TFL, 14 pass breakups and 6.5 sacks. The only player in Florida's history to return four interceptions for touchdowns. Garnered first team All-SEC honors from the AP, Coaches' and Sporting News. During the 2008 BCS Championship run, he led the team in tackles (93) and was a driving force on a defense which led the SEC in many defensive categories: points per game (12.9), red zone defense (69.2%), fourth down conversions allowed (33.3%) and turnover margin (1.57). Named the 2008 SEC Defensive MVP by Sporting News. Was a second-round selection in the 2010 NFL Draft by the New England Patriots. As a rookie he had 61 combined tackles and an interception. Currently plays for the Buffalo Bills.

FIRST-TEAM ALL-AMERICA DEFENSIVE BACKS**BRUCE BENNETT**
1965 // Safety**STEVE TANNEN**
1969 // Safety**JARVIS WILLIAMS**
1987 // Safety**LOUIS OLIVER**
1987, 1988 // Safety**WILL WHITE**
1990 // Safety**FRED WEARY**
1997 // Cornerback**LITO SHEPPARD**
2000 // Cornerback**KEIWAN RATLIFF**
2003 // Cornerback**REGGIE NELSON**
2006 // Safety**JOE HADEN**
2009 // Cornerback**MATT ELAM**
2012 // Safety**VERNON HARGREAVES III**
2014 // Cornerback**Bruce Bennett**

Two-year All-SEC choice named top safety in the league in 1965 and first-team All-American the same season. Set school career record for interceptions with 13, tied for single-game mark with three. Defensive captain of 1966 Sugar Bowl team. Went on to All-CFL stardom with Regina, and after nearly a decade in that league he returned to coach high school football in Georgia. In 1999, named to Gainesville Sun's UF Team of the Century.

Steve Tannen

Two-year All-SEC choice, voted top defensive back in league in 1969. Tied for second in career interceptions for Gators with 11 when he completed career. Returned two punts for touchdowns during his career. Noted as kick blocker on special teams (blocked three in 1969, blocked a punt which was returned for touchdown in 14-13 win over Tennessee in Gator Bowl game). Played for New York Jets in the NFL. In 1999, named to Gainesville Sun's UF Team of the Century.

Jarvis Williams

A two-time first-team All-SEC choice that was named Walter Camp first-team All-American in 1987. Started every game for four-straight seasons (45 consecutive starts). His 10 career interceptions ranked third on the all-time school chart when he completed his career in 1987. Selected in the second round of 1988 NFL Draft by Miami. He played seven seasons with the Miami Dolphins and New York Giants. In 1999, named to the Gainesville Sun's UF Team of the Century.

Louis Oliver

One of the fine success stories in Gator history. Originally joined the UF program as a walk-on in 1984. By the time he graduated in 1988, he had become the first two-time first-team All-American selection as a defensive back in school history. Also, a two-time consensus first-team All-SEC choice. One of three finalists for the Thorpe Defensive Back of the Year Award in 1988. Selected in the first round of the 1989 NFL Draft by Miami and played eight seasons. Set an NFL record in 1992 with a 103-yard interception return, which now ranks as the third-longest in NFL history. In 1999, named to the Gainesville Sun's UF Team of the Century.

Will White

A first-team All-American selection by Football News in 1990 as a sophomore. Second player in UF history to achieve first-team All-American honors as a sophomore. Had seven interceptions in 1990 to tie UF single-season record and ranked second in the nation in that category. One of 15 semifinalists for the Thorpe Award in 1990. A three-time first-team All-SEC choice that completed his career in 1992 with a school-record 14 interceptions. He was drafted in the seventh round of the 1993 NFL Draft by the Phoenix Cardinals.

Fred Weary

First-team All-America honors in 1997 from Sporting News, Football News, American Football Coaches Association and Walter Camp Foundation. One of three finalists in 1997 for the Thorpe Award as the nation's top defensive back. Completed his career with 15 interceptions, tops in school history, and his six interceptions in 1997 were the second-best seasonal total in UF history. A two-time (1996, 1997) first-team All-SEC choice. He was a fourth-round draft pick by the Saints in 1998 and played six NFL seasons for New Orleans, Atlanta and St. Louis.

Lito Sheppard

Became just the fourth sophomore - and second on defense - in UF history to earn first-team All-America recognition when chosen for that honor in 2000 by the Football Writers Association of America. Just the second sophomore defensive back in school history to earn first-team All-America recognition. A consensus first-team All-SEC selection in 2000-01. A first-round selection in 2002 NFL Draft by Philadelphia. A two-time Pro Bowler, played 10 seasons in the NFL with Philadelphia, the New York Jets, Minnesota and Oakland.

Keiwan Ratliff

Named to nearly every All-America team, including AP, Walter Camp, FWAA and Sporting News. One of three Jim Thorpe Award finalists. Established the Florida single-season interception record with nine. Was the third Gator in history to be honored and the first defensive back to claim the title of SEC Defensive Player of the Year. Led the defense with a career-high three interceptions vs. Arkansas, tying a school-record, one he returned for a 44-yard touchdown. In his nine seasons in the NFL he played for Cincinnati, Indianapolis, Tampa Bay and Pittsburgh.

Reggie Nelson

A consensus first-team All-America honoree, who was a finalist for the Jim Thorpe and Bronko Nagurski Awards. Selected to the Walter Camp All-America Defense, as well as the Football Writers Association of America All-America Defense. Earned first-team All-America accolades from the AP. Tabbed for the All-American Football Foundation's All-America squad. Named a first-team All-American by Rivals.com. Collected 2006 first-team All-SEC honors from both the league's coaches and the AP. Honored with the 2006 Jack Tatum Award by the Touchdown Club of Columbus and the 2006 Vince Dooley Award as the nation's top defensive back. A first-round selection in the 2007 NFL Draft by Jacksonville who currently plays for the Bengals.

(continued on next page)

COACHES

Joe Haden
The consensus All-American was named the 2009 Defensive MVP of the Year by Sporting News. A first-team selection by the AP, AFCA, FWA, Sporting News, Walter Camp, CBSSports.com, Phil Steele, CollegeFootballNews.com and Pro Football Weekly. Named to the first-team All-SEC by the Coaches, AP, Sporting News and Phil Steele. Was the first true freshman to start at cornerback for Florida on opening day in 2007, starting in all 40 games he played in for the Gators. Anchored a defense which led the conference in pass defense (152.8 yards/game) during his junior season. Finished his career with 218 total

tackles, 34 pass breakups, eight interceptions and 3.5 sacks. Entered the 2010 NFL draft as a junior and was selected by the Cleveland Browns with the seventh overall pick. As a rookie for the Browns, he had 57 solo tackles and six interceptions and was named NFL Defensive Rookie of the Month in November.

Matt Elam

A first-team All-America selection by the AP, CBSSports.com, SI.com, and Sporting News. Only the second safety in school history to be named first-team All-American by Associated Press (Reggie Nelson). Named to the first-team All-SEC by the AP, Coaches' and Phil

Steele. Appeared in 39 games (26 starts at safety) in his Gator career, recording 176 tackles, 23.5 TFL, 13 pass breakups, six interceptions, three forced fumbles and one fumble recovery. Finished the 2012 season second on the team with 76 tackles, including 2.0 sacks and 11.0 TFL. Led the team with four interceptions on the 2012 season. His four interceptions ranked third in the SEC. Named the SEC Co-Defensive Player of the Week after notching seven tackles, all solo, in the win over LSU and forcing a game-changing fumble in the third quarter. Selected in the first round of the 2013 NFL Draft by the Baltimore Ravens.

Vernon Hargreaves III

Following up on a stellar freshman campaign, Hargreaves was named a First Team All-American by Sporting News, ESPN.com and CBSSports.com as a true sophomore. He was also a consensus First Team All-SEC selection and was named a Semifinalist for the 2014 Chuck Bednarik Award. He totaled 50 tackles on the year and ranked first in the conference with 13 pass breakups while also notching three interceptions.

FIRST-TEAM ALL-AMERICA SPECIAL TEAMS

JUDD DAVIS
1993 // Kicker



BRANDON JAMES
2008 // Kick Returner



CHAS HENRY
2010 // Punter



CALEB STURGIS
2012 // Kicker

Judd Davis

A first-team UPI All-America selection in 1993, as a junior. Recipient of 1993 Lou Groza National Place Kicker of the Year Award. First place kicker in UF history to receive first-team All-America honors. The former walk-on completed his career with 225 points, the top total in UF history. Hit 33 of 38 field goals (86.8%) inside 50 yards during his career. Set an SEC record with 65 PATs in 1994 and completed his career with 81 consecutive PATs, also a school record. In 1999, named to the Gainesville Sun's UF Team of the Century.

Brandon James

One of the premier return specialists in SEC history, James shattered numerous records en route to earning All-America honors from Sporting News and the FWA. Was also

honored as an All-American by Phil Steele and Rivals.com. The first-team All-SEC selection was the 2008 SEC Special Teams Player of the Year, in addition to being proclaimed one of Sporting News' 20 most indispensable players in 2008. The only player in conference history to amass more than 4,000 yards as a kick returner. Holds SEC career records for kick returns (229), kick return yards (4,089), yards gained per return (21.35), kickoff returns (112), kickoff return yards (2,718). Set new standards for Florida for kickoff return yards in a season (841), as well as punt return marks for returns in a career (117), yards (1,371), yards in a season (510) and in a game (155) and is tied for most punt returns for touchdown in a career (4) and in a season (2). Finished his career as a member of the winningest class in SEC history, with 48-7 record over four years.

Chas Henry

A first-team All-American selected by the AP, Scout.com, Rivals.com, and Sporting News. Awarded the Ray Guy Trophy, given to the nation's best punter, after the 2010 season. In 2010, he set a Florida single-season record with a punting average of 45.1 yards, while 16 of his 50 punts were 50 yards or more. He earned a first-team All-SEC selection by the AP, Coaches and Phil Steele. Signed as an undrafted free agent with the Philadelphia Eagles in 2011 and played two seasons in the NFL.

Caleb Sturgis

The two-time Lou Groza Award finalist was named to the All-America First Team by Sporting News and was the SEC Co-Special Teams' Player of the Year in 2012. Was select-

ed to the first-team All-SEC by AP, Coaches' and Phil Steele as a junior and senior. Was 70-for-88 (.795) on field goal attempts and 130-for-136 on PATs, third in school history on PATs. His 70 made field goals is the most in school history and sixth-most in SEC history. Made eight field goals of 50-or-more yards in his career, the most at UF. Compiled a staggering 79.5 field goal percentage over his career, the second-best in program history. His 24 field goals in 2012 gave him the single-season Florida record for field goals made in a season. Earned SEC Special Teams Player of the Week honors twice in 2012. Selected in the fifth round of the 2013 NFL Draft by the Miami Dolphins.

FIRST TEAM ALL-AMERICANS prior to the "Modern Era"

Dale Van Sickel, 1928
Florida's first All-American. A two-way offensive and defensive standout. Noted as one of college football's premier pass receivers. Played on the nation's highest-scoring team (336 points in nine games). The late Van Sickel went on to become one of Hol-



lywood's top stunt men for nearly five decades and was twice president of the Motion Picture Stunt Men's Association.
Forrest "Fergie" Ferguson, 1941
Great two-way end that made as many big plays on defense as he did on offense. Star receiver during days of limited passing attacks, he set records which would stand from the early 1940s until the pro-style passing game of



the 1960s, including most receptions (43), receiving yards (668), TD passes in a season (five in 1941), longest scoring reception (74 yards from Tommy Harrison vs. Miami in 1941). Injured in Normandy invasion in 1944, awarded DSC for Gallantry in Action, and died of his war wounds in 1954.
Charlie LaPradd, 1952
Rugged lineman who was an Army paratrooper prior to resuming his collegiate career. One of the most

outstanding linemen in Florida history, he played offense and defense on the Gators' first bowl team, which won the 1953 Gator Bowl. Later went into coaching at FSU then began a career in athletic administration. Was president of St. John's River Community College from 1966-72. LaPradd passed away on Feb. 1, 2006.

NATIONAL HONORS



Gary Rolle is one of six Gator players honored with the National Football Foundation Scholar-Athlete Award.




Danny Wuerffel was chosen as the 1995 and 1996 Verizon Academic All-American of the Year, as well as the recipient of the Draddy Trophy as the nation's premier scholar-athlete.



Brad Culpepper was the recipient of the Draddy Scholarship Trophy in 1991, presented annually by the National Football Foundation and College Hall of Fame to the nation's premier football scholar-athlete.



Bill Kynes was a recipient of a 1977 Rhodes Scholarship. DB Michael Gilmore was a national finalist for that award in 1993.



Michael Gilmore was one of the nation's most honored scholar-athletes during 1993-94. He was a first-team Verizon Academic All-America honoree both of those years, as well as a first-team Hitachi/CFA Scholar-Athlete Team recipient. In 1994, he received the National Football Foundation and College Hall of Fame Scholar-Athlete Award and the NCAA Post-graduate Scholarship Award.



Florida is the only school in the nation to claim three recipients of the William V. Campbell Trophy, which honors the nation's premier scholar-athlete. Defensive tackle Brad Culpepper won the award in 1991, quarterback Danny Wuerffel garnered the honor in 1996 and quarterback Tim Tebow earned the recognition in 2009.

ACADEMIC ALL-AMERICA TEAM

Prior to 2004, the Academic All-America Team; 2005-present, ESPN The Magazine Academic All-American Team

- 1965 E Charles Casey (N/A)
- 1969 E Carlos Alvarez (1st Team)
- 1970 E Carlos Alvarez (2nd Team)
- 1971 E Carlos Alvarez (2nd Team)
- 1976 K David Posey (1st Team)
- 1977 RB-WR Wes Chandler (1st Team)
- 1980 WR Cris Collinsworth (1st Team)
- 1984 WR Gary Rolle (1st Team)
- 1991 DT Brad Culpepper (1st Team)
- 1993 DB Michael Gilmore (1st Team)
- 1994 QB Terry Dean (1st Team)
- DB Michael Gilmore (1st Team)
- 1995 QB Danny Wuerffel (1st Team)
- 1996 QB Danny Wuerffel (1st Team)
- 1998 RB Terry Jackson (2nd Team)
- 2007 QB Tim Tebow (1st Team)
- 2008 QB Tim Tebow (1st Team)
- 2009 QB Tim Tebow (1st Team)

ESPN THE MAGAZINE ACADEMIC ALL-AMERICAN OF THE YEAR

- 2008 QB Tim Tebow
- 2009 QB Tim Tebow

NATIONAL FOOTBALL FOUNDATION SCHOLAR-ATHLETE AWARD WINNERS

- 1976 DT Darrell Carpenter
- 1984 WR Gary Rolle
- 1991 DT Brad Culpepper
- 1994 DB Michael Gilmore
- 1996 QB Danny Wuerffel
- 2009 QB Tim Tebow

NATIONAL FOOTBALL FOUNDATION LEGACY AWARD WINNER

- 2014 WR Michael McNeely

NCAA TODAY TOP EIGHT AWARD

- 1996 QB Danny Wuerffel
- 2009 QB Tim Tebow

CFA SCHOLAR-ATHLETE TEAM

- 1991 DT Brad Culpepper
- C Cal Dixon
- 1993 DB Michael Gilmore
- 1994 DB Michael Gilmore
- 1995 QB Danny Wuerffel
- 1996 DE Huey Richardson
- QB Danny Wuerffel

NCAA POST-GRADUATE SCHOLARSHIP AWARD

- 1971 WR Carlos Alvarez
- 1976 DT Darrell Carpenter
- 1986 WR Bret Weichmann
- 1994 DB Michael Gilmore
- 1997 QB Danny Wuerffel
- 1999 RB Terry Jackson

RHODES SCHOLAR PROGRAM

- 1928 G William McRae, Jr., (Recipient)
- 1977 QB Bill Kynes (Recipient)
- 1993 DB Michael Gilmore (state of Florida nominee, Finalist)

ACADEMIC ALL-AMERICA HALL OF FAME

- 1989 WR Carlos Alvarez
- 2001 WR Cris Collinsworth
- 2015 QB Danny Wuerffel

WILLIAM V. CAMPBELL TROPHY

Presented to the Nation's Premier Scholar-Athlete by the National Football Foundation and College Hall of Fame; formerly the Draddy Trophy

- 1991 DT Brad Culpepper
- 1996 QB Danny Wuerffel
- 2005 C Mike Degory (semifinalist)
- 2006 QB Chris Leak (finalist)
- 2008 LS James Smith (semifinalist)
- 2009 QB Tim Tebow

ALL-AMERICAN FOOTBALL FOUNDATION**COACH OF THE YEAR**

2006 Urban Meyer

HEISMAN TROPHY BALLOTING

1965 QB Steve Spurrier (9th)
 1966 QB Steve Spurrier (1st)
 1975 FB Jimmy DuBose (6th)
 1977 WR Wes Chandler (10th)
 1987 RB Emmitt Smith (9th)
 1989 RB Emmitt Smith (7th)
 1991 QB Shane Matthews (5th)
 1995 QB Danny Wuerffel (3rd)
 1996 QB Danny Wuerffel (1st)
 2001 QB Rex Grossman (2nd)
 2007 QB Tim Tebow (1st)
 2008 QB Tim Tebow (3rd)
 2009 QB Tim Tebow (5th)

MAXWELL AWARD

1996 QB Danny Wuerffel
 2007 QB Tim Tebow
 2008 QB Tim Tebow
 2009 QB Tim Tebow (finalist)
 2012 RB Mike Gillislee (1 of 16 semifinalists)

NATIONAL PLAYER OF THE YEAR

1995 QB Danny Wuerffel (recipient)
 (College Football Foundation)
 1996 QB Danny Wuerffel (recipient)
 (Walter Camp, National Football
 Foundation)
 2001 QB Rex Grossman (recipient) (AP)
 2007 QB Tim Tebow (recipient) (AP)
 2008 QB Tim Tebow (Walter Camp Finalist)
 2009 QB Tim Tebow (1 of 5 finalists)

NATIONAL DEFENSIVE PLAYER OF THE YEAR

1983 LB Wilber Marshall (Recipient from
 ABC)
 1994 DT Ellis Johnson (Recipient from CNN)
 1994 DE Kevin Carter (1 of 5 finalists by
 Football News)
 1996 DB Anthonie Lott (1 of 15 semifinalists
 by Football News)
 1997 DB Fred Weary (1 of 15 semifinalists
 by Football News)
 1998 LB Jevon Kearse (1 of 3 finalists for
 Bednarik Award by Maxwell Club of
 Philadelphia)
 1998 LB Jevon Kearse (1 of 3 finalists by
 Football News)
 1999 DE Alex Brown (1 of 15 semifinalists
 by Football News)
 2001 DE Alex Brown (1 of 5 finalists for
 Nagurski Trophy)
 2006 S Reggie Nelson (1 of 5 finalists for
 Nagurski Trophy)
 2006 LB Brandon Siler (1 of 15 semifinalists
 for Bednarik Award)
 2008 LB Brandon Spikes (Recipient from
 Chevrolet)
 2009 LB Brandon Spikes (1 of 3 finalists for
 Bednarik Award by Maxwell Club of
 Philadelphia)

NATIONAL OFFENSIVE PLAYER OF THE YEAR

1995 QB Danny Wuerffel (Football News)
 1996 QB Danny Wuerffel (Sporting News,
 Football News)
 1997 WR Jacquez Green (1 of 15 semifinal-
 ists by Football News)
 1999 WR Darrell Jackson (1 of 15 semifinal-
 ists by Football News)
 2001 QB Rex Grossman (AP, 1 of 5 finalists
 by Football News)
 2001 WR Jabar Gaffney (1 of 15 semifinal-
 ists by Football News)
 2001 QB Rex Grossman (AP recipient, 1 of 3
 finalists by Football News)
 2007 QB Tim Tebow (CBSSportsline.com,
 Rivals.com)
 2008 QB Tim Tebow (AP)
 2009 QB Tim Tebow (AP)

NATIONAL FRESHMAN PLAYER OF THE YEAR**PRESENTED BY STREET AND SMITH'S**

1987 RB Emmitt Smith
 2000 WR Jabar Gaffney

NATIONAL DEFENSIVE FRESHMAN OF THE YEAR**PRES. BY COLLEGE FOOTBALL NEWS**

2013 DB Vernon Hargreaves III

SULLIVAN AWARD (Presented to the

nation's top amateur athlete)

2007 QB Tim Tebow
 2008 QB Tim Tebow

TD CLUB OF COLUMBUS FRESHMAN**PLAYER OF THE YEAR**

1987 RB Emmitt Smith
 2003 QB Chris Leak

DAVEY O'BRIEN QUARTERBACK AWARD

1982 Wayne Peace (1 of 12 finalists)
 1983 Wayne Peace (1 of 12 finalists)
 1985 Kerwin Bell (1 of 10 finalists and the
 only sophomore)
 1991 Shane Matthews (1 of 10 finalists)
 1992 Shane Matthews (1 of 10 finalists)
 1995 Danny Wuerffel (recipient)
 1996 Danny Wuerffel (recipient)
 1999 Doug Johnson (1 of 25 finalists)
 2001 Rex Grossman (1 of 3 finalists)
 2004 Chris Leak (1 of 13 semifinalists)
 2006 Chris Leak (1 of 18 semifinalists)
 2007 Tim Tebow (recipient)
 2008 Tim Tebow (1 of 13 semifinalists)
 2009 Tim Tebow (1 of 3 finalists)

NATIONAL QUARTERBACK OF THE YEAR**NATIONAL QUARTERBACK CLUB**

2006 Chris Leak

MANNING AWARD (Presented to the nation's

best quarterback beginning in 2004)

2008 Tim Tebow
 2009 Tim Tebow (1 of 10 finalists)

UNITAS GOLDEN ARM AWARD

(Presented to the nation's top senior quarterback)

1992 Shane Matthews (1 of 6 finalists)
 1994 Terry Dean (1 of 12 semifinalists)
 1996 Danny Wuerffel (recipient)
 1999 Doug Johnson (1 of 16 final nominees)
 2009 Tim Tebow (1 of 5 finalists)

SAMMY BAUGH TROPHY

(Presented to nation's top passer)

1971 John Reaves
 1996 Danny Wuerffel

BILETNIKOFF AWARD

(Presented to the nation's top wide receiver)

1994 Jack Jackson (1 of 3 finalists)
 1996 Reidel Anthony (1 of 3 finalists)
 Ike Hilliard (1 of 10 semifinalists)
 1997 Jacquez Green (1 of 3 finalists)
 1998 Travis McGriff (1 of 10 semifinalists)
 1999 Darrell Jackson (1 of 10 semifinalists)
 2001 Jabar Gaffney (1 of 3 finalists)
 2001 Reche Caldwell (1 of 12 semifinalists)
 2002 Taylor Jacobs (1 of 10 semifinalists)
 2005 Chad Jackson (1 of 15 semifinalists)
 2007 Percy Harvin (1 of 10 semifinalists)

LOMBARDI AWARD

(Presented to the nation's top linebacker/lineman)

1982 OLB Wilber Marshall (1 of 12 finalists
 and the only junior selected)
 1985 OLB Alonzo Johnson (1 of 12 finalists)
 1990 DE Huey Richardson (1 of 12 finalists)
 1994 DE Kevin Carter (1 of 12 finalists)
 1995 OT Jason Odom (1 of 12 semifinalists)
 1998 DT Ed Chester (1 of 12 semifinalists)
 LB Jevon Kearse (1 of 12 semifinalists)
 1999 DE Alex Brown (1 of 12 semifinalists)
 2000 DE Alex Brown (1 of 12 semifinalists)
 2001 DE Alex Brown (1 of 4 finalists)
 2008 LB Brandon Spikes (1 of 4 finalists)
 2009 LB Brandon Spikes (1 of 12 semifinal-
 ists)
 DE Carlos Dunlap (1 of 12 semifinal-
 ists)

BUTKUS AWARD

(Presented to the nation's top linebacker)

1985 OLB Alonzo Johnson (1 of 10 finalists)
 1991 ILB Tim Paulk (1 of 10 finalists)
 1997 ILB Johnny Rutledge (1 of 10 semifi-
 nalists)
 1998 OLB Jevon Kearse (1 of 3 finalists)
 1998 ILB Johnny Rutledge (1 of 10 semifi-
 nalists)
 2001 ILB Andra Davis (1 of 12 semifinalists)
 2004 MLB Channing Crowder (1 of 12
 semifinalists)
 2006 MLB Brandon Siler (1 of 10 semifinal-
 ists)
 2008 LB Brandon Spikes (1 of 3 finalists)
 2009 LB Brandon Spikes (1 of 5 finalists)

RIMINGTON TROPHY

(Presented to the nation's top center)

2005 Mike Degory (1 of 6 finalists)
 2009 Maurkice Pouncey (recipient)

OUTLAND TROPHY

(Presented to the nation's top interior lineman)

1970 DE Jack Youngblood (1 of 10 finalists)
 1988 OT David Williams (1 of 12 semifinal-
 ists)
 1995 OT Jason Odom (1 of 3 finalists)
 1996 C Jeff Mitchell (1 of 13 semifinalists)
 OG Donnie Young (1 of 13 semifinal-
 ists)

BRONKO NAGURSKI TROPHY

(Presented to the nation's best defensive player by

the Charlotte TD Club)
 2006 S Reggie Nelson (1 of 5 finalists)
 2008 LB Brandon Spikes (1 of 5 finalists)

CHUCK BEDNARIK AWARD

(Presented to nation's best defensive player by The

Maxwell Club)
 1998 LB Jevon Kearse (1 of 3 finalists)
 2008 LB Brandon Spikes (Semifinalist)
 2009 LB Brandon Spikes (1 of 3 finalists)
 2012 S Matt Elam (1 of 16 semifinalists)
 2014 CB Vernon Hargreaves III (1 of 20
 semifinalists)

LOTT TROPHY

(Presented to nation's best defensive player and

highest character)
 2008 LB Brandon Spikes (Quarterfinalist)
 2009 LB Brandon Spikes (Quarterfinalist)

THORPE AWARD

(Presented to the nation's top defensive back)

1987 CB Jarvis Williams (1 of 10 semifinal-
 ists)
 1988 FS Louis Oliver (1 of 3 finalists)
 1990 CB Richard Fain (1 of 20 final nomi-
 nees)
 1990 FS Will White (1 of 15 semifinalists)
 1996 SS Lawrence Wright (recipient)
 1997 CB Fred Weary (1 of 3 finalists)
 2003 CB Keiwan Ratliff (1 of 3 finalists)
 2006 S Reggie Nelson (1 of 3 finalists)
 2009 CB Joe Haden (1 of 3 finalists)
 2012 S Matt Elam (1 of 15 Semifinalists)

JACK TATUM AWARD

(Presented to the nation's most outstanding DB)

2006 S Reggie Nelson

RAY GUY AWARD

(Presented to the nation's top punter)

2005 Eric Wilbur (1 of 10 semifinalists)
 2008 Chas Henry (1 of 10 semifinalists)
 2009 Chas Henry (1 of 3 finalists)
 2010 Chas Henry (recipient)
 2012 Kyle Christy (1 of 3 finalists)

LOU GROZA AWARD

(Presented to nation's top kicker)

- 1993 Judd Davis (recipient)
 1994 Judd Davis (semifinalist)
 1999 Jeff Chandler (semifinalist)
 2000 Jeff Chandler (semifinalist)
 2003 Matt Leach (semifinalist)
 2008 Jonathan Phillips (semifinalist)
 2009 Caleb Sturgis (1 of 20 semifinalists)
 2011 Caleb Sturgis (1 of 3 finalists)
 2012 Caleb Sturgis (1 of 3 finalists)

JOHN MACKEY AWARD

(Presented to the nation's top tight end)

- 2003 Ben Troupe (1 of 3 finalists)
 2009 Aaron Hernandez (recipient)

WUERFFEL TROPHY

(Awarded to player whom best exemplifies community service and academic excellence)

- 2008 QB Tim Tebow

WOODEN CUP

(Award given to the professional or collegiate athlete who makes the greatest positive impact in the lives of others)

- 2008 QB Tim Tebow

DICK SCHAAP**SPORTSMAN OF THE YEAR AWARD**

- 2011 P David Lerner

DISCOVER ORANGE BOWL COURAGE AWARD

- 2011 P David Lerner (nominee)

ESPY

- 2008 QB Tim Tebow (Best Male College Athlete)

DISNEY'S SPIRIT AWARD

(Presented to most inspirational player or team)

- 2008 QB Tim Tebow (Recipient)
 2008 DT Brandon Antwine (Nominee)

U.S. SPORTS ACADEMY ATHLETE OF THE YEAR

(Presented to the most outstanding athlete of the year, amateur or professional)

- 2008 QB Tim Tebow (finalist)

THE RUDY AWARD

(Presented to the player who demonstrates exemplary character, courage, contribution and commitment)

- 2008 LS James Smith (Nominee)

AWARDS AND RECOGNITION ASSOCIATION SPORTSMANSHIP AWARD

(Presented to the player who exemplifies sportsmanship on and off the field)

- 2008 Javier Estopinan (finalist)

SEC COACH OF THE YEAR

(AP, UPI, Nashville Banner – selected by league coaches)

- 1960 Ray Graves (Nashville Banner)
 1980 Charley Pell (UPI)
 1984 Galen Hall (AP, UPI)
 1990 Steve Spurrier (AP, UPI)
 1991 Steve Spurrier (Nashville Banner)
 1994 Steve Spurrier (Nashville Banner)
 1995 Steve Spurrier (AP, Nashville Banner)
 1996 Steve Spurrier (AP, Nashville Banner)
 2012 Will Muschamp (Coaches, CBSsports.com)

SEC PLAYER OF THE YEAR

(Awarded by the Nashville Banner as selected by the league coaches)

- 1966 QB Steve Spurrier
 1975 FB Jimmy DuBose
 1984 QB Kerwin Bell
 1989 RB Emmitt Smith
 1990 QB Shane Matthews
 1991 QB Shane Matthews
 1995 QB Danny Wuerffel
 1996 QB Danny Wuerffel
 2001 QB Rex Grossman

SEC OFFENSIVE PLAYER OF THE YEAR

(Awarded by the AP beginning in 1998)

- 2007 QB Tim Tebow
 2008 QB Tim Tebow

SEC DEFENSIVE PLAYER OF THE YEAR

(Awarded by the AP beginning in 1998)

- 1998 LB Jevon Kearse
 2001 DE Alex Brown
 2003 CB Keiwan Ratliff

JACOBS BLOCKING TROPHY

(Presented to the SEC's top blocker as selected by the league coaches)

- 1984 OT Lomas Brown
 1991 C Cal Dixon
 1994 OT Jason Odom
 1995 OT Jason Odom
 1996 OG Donnie Young
 2000 OT Kenyatta Walker

SEC FRESHMAN OF THE YEAR

- 1987 RB Emmitt Smith (Knoxville Sentinel)
 1993 QB Danny Wuerffel (Knoxville Sentinel)
 2000 WR Jabar Gaffney (Coaches)
 2003 QB Chris Leak (AP, Coaches)
 2004 LB Brandon Siler (Coaches)
 2006 WR Percy Harvin (AP)

SEC SPECIAL TEAMS PLAYER OF THE YEAR

(Awarded by the AP beginning in 2004)

- 2008 PR Brandon James
 2012 K Caleb Sturgis (Co-Special Teams Player of the Year)

SEC NEWCOMER OF THE YEAR

(Presented by Athlon Sports)

- 2013 DB Vernon Hargreaves III

NATIONAL FOOTBALL FOUNDATION COLLEGE FOOTBALL HALL OF FAME**PLAYERS**

Dale Van Sickel, E, (1927-29), 1975*
 Steve Spurrier, QB, (1964-66), 1986*
 Jack Youngblood, DE, (1968-70), 1992*
 Emmitt Smith, RB, (1987-89), 2006*
 Wilber Marshall, LB, (1980-83), 2008*
 Carlos Alvarez, WR, (1969-71), 2011*
 Danny Wuerffel, QB, (1993-96), 2013*
 Wes Chandler, WR, (1974-77), 2015*

HEAD COACHES

Charles Bachman (1928-32), 1978*
 Ray Graves (1960-69), 1990*
 Doug Dickey (1970-78), 2003*

*year inducted

FERGIE FERGUSON AWARD

The Forrest K. (Fergie) Ferguson Award is given in memory of one of the all-time great athletes at Florida. It goes annually to the senior football player who displays outstanding leadership, character and courage.

Ferguson started at end for the Gators from 1939-41 and wrote pass receiving records which would stand until the pro-style passing era of the 1960s. He was an All-American in 1941. He was also a collegiate state boxing champion and in 1942 won the national AAU javelin championship.

Fergie entered the Army in 1942 as a second lieutenant and was severely wounded in the Normandy Invasion in 1944. He won the Distinguished Service Cross for his heroism under fire. He died of his war wounds 10 years later.



1954	FB Malcolm Hammock	1987	QB Kerwin Bell
1955	C LB Steve DeLaTorre	1988	DB Louis Oliver
1956	T Larry Wesley	1989	OT John Durden
1957	HB Jim Rountree	1990	TE Kirk Kirkpatrick
1958	QB Jimmy Dunn	1991	C Cal Dixon
1959	G Asa Cox	1992	DE Lex Smith
1960	E Pat Patchen	1993	DT William Gaines
	T Vic Miranda	1994	DB Michael Gilmore
1961	T Jim Beaver	1995	OLB Ben Hanks
1962	E Sam Holland	1996	LB James Bates
1963	LB Jimmy Morgan	1997	LB Dwayne Thomas
	HB Hagood Clarke	1998	DE Willie Cohens
1964	FB Larry Dupree	1999	OG Cheston Blackshear
1965	E Charles Casey	2000	QB Jesse Palmer
1966	QB Steve Spurrier	2001	FB Rob Roberts
1967	E Richard Trapp	2002	LB Bam Hardmon
1968	G Guy Dennis	2003	FS Daryl Dixon
	HB Larry Smith	2004	RB Ciatrick Fason
1969	DB Steve Tannen	2005	S Jarvis Herring
1970	E Jack Youngblood	2006	WR Jemalle Cornelius
1971	QB John Reaves	2007	WR Andre Caldwell
1972	LB Fred Abbott	2008	WR Louis Murphy
1973	NG David Hitchcock	2009	LB Ryan Stamper
1974	SE Lee McGriff	2010	DE Justin Trattou
1975	FB Jimmy DuBose	2011	LB Lerentee McCray
1976	QB Jimmy Fisher		QB John Brantley
1977	SE Wes Chandler	2012	DL Sharrif Floyd
1978	DE Mike Dupree		LB Jon Bostic
1979	DB Chuck Hatch		WR Frankie Hammond
1980	LB David Little		DB Josh Evans
1981	PK Brian Clark	2013	DB Jeremy Brown
1982	FB James Jones		OL Kyle Koehne
1983	WR Dwayne Dixon		LB Darrin Kitchens
1984	WR Gary Rolle	2014	OL Max Garcia
1985	RB Neal Anderson		
1986	WR Ricky Nattiel		

JAMES W. KYNES AWARD

Presented annually to the player who best exemplified the mental and physical toughness and "iron-man" determination Kynes exhibited as a Gator player and in his lifetime. Up until the 2011 season, it was presented to the offensive lineman who best exemplified those traits. Close friends Tom MacDonald and George Levy originated the Kynes Award in 1986. The first recipient was offensive tackle David Williams.

Kynes, Florida's first All-SEC offensive lineman and captain of the 1949 team, was the last Gator football player to play every minute in a game, something he accomplished several times during his career, including in his final game against Alabama. He went on to become the youngest Attorney General in the state of Florida's history at age 37 and was a business and civic leader in Tampa until his death of cancer at age 60 on Oct. 13, 1988.

1986	OT David Williams
1987	OG Bob Sims
1988	OT David Williams
1989	OG Chris Bromley
1990	OT Mark White
1991	OT Tony Rowell
1992	OT Reggie Green
1993	OG Jim Watson
1994	OT Anthony Ingrassia
1995	OG Reggie Green
1996	OG Donnie Young
1997	OT Zach Piller
1998	OL Cooper Carlisle
1999	OG Ryan Kalich
2000	OT Mike Pearson
2001	OL Zac Zedalis
2002	OT Bryan Savelio
2003	OG Shannon Snell
2004	OT Jonathan Colon
2005	OG Lance Butler
2006	DT Steven Harris
2007	OL Carlton Medder
2008	OL Phil Trautwein
	OL Jason Watkins
2009	C Maurkice Pouncey
2010	C Mike Pouncey
2011	QB John Brantley
2012	LB Jon Bostic
	S Matt Elam
2013	DL Dominique Easley
	OL Jon Halapio
2014	LB Antonio Morrison

RAY GRAVES AWARD

Presented annually to the team's Most Valuable Player as selected by a vote of the entire squad. Head Coach Steve Spurrier initiated the award in 1990 in tribute to Graves, who was head coach from 1960-69.

Graves compiled a 70-31-4 record at the Gator helm, then the record for most wins (70) in school history for a head coach. He led Florida to winning records in nine of his 10 seasons at the helm, including nine or more wins three times. Graves' teams also appeared in five bowl games, posting a 4-1 record. He coached Florida's first Heisman Trophy winner in Spurrier, who captured college football's most prestigious honor in 1966.

1990	TE Kirk Kirkpatrick
1991	DT Tony McCoy
1992	QB Shane Matthews
	ILB Carlton Miles
1993	RB Errict Rhett
1994	DT Ellis Johnson
1995	QB Danny Wuerffel
1996	QB Danny Wuerffel
1997	RB Fred Taylor
1998	LB Mike Peterson
1999	PK Jeff Chandler
2000	WR Jabar Gaffney
2001	QB Rex Grossman
2002	QB Rex Grossman
2003	CB Keiwan Rattliff
2004	RB Ciatrick Fason
2005	CB Vernell Brown
2006	S Reggie Nelson
2007	QB Tim Tebow
2008	QB Tim Tebow
2009	CB Joe Haden
	QB Tim Tebow
2010	S Ahmad Black
2011	RB Chris Rainey
2012	RB Mike Gillislee
2013	WR Solomon Patton
2014	DL Dante Fowler, Jr.

ALL-TIME NFL GATORS

The following University of Florida players have appeared on a regular-season NFL roster.

*Research compiled by NFL Alumni Assoc. and NFL.com

Tremayne Allen (TE/FB), Chicago Bears 1997-98
Neal Anderson (RB), Chicago Bears 1986-93
Reidel Anthony (WR), Tampa Bay Buccaneers 1997-2001
Trace Armstrong (DE), Chicago Bears 1989-94; Miami Dolphins 1995-2000; Oakland Raiders 2001-03
Dallas Baker (WR), Pittsburgh Steelers 2007-09
Ephesians Bartley (OLB), Philadelphia Eagles 1992
Jim Beaver (DT), Philadelphia Eagles 1962
Kerwin Bell (QB), Atlanta Falcons 1988; Tampa Bay Buccaneers 1989; Indianapolis Colts 1996-97
Ahmad Black (DB), Tampa Bay Buccaneers 2011-13
Jon Bostic (LB), Chicago Bears 2013-14
Michael Brandon (DE), Indianapolis Colts 1993; Arizona Cardinals 1994; San Francisco 49ers 1995-96
Scot Brantley (LB), Tampa Bay Buccaneers 1980-87
Larry Brinson (RB), Dallas Cowboys 1977-79; Seattle Seahawks 1980
Alex Brown (DE), Chicago Bears 2002-09; New Orleans Saints 2010
Barry Brown (LB), Baltimore Colts 1966-67; New York Giants 1968; Boston Patriots 1969-70
Lomas Brown (OT), Detroit Lions 1985-95; Arizona Cardinals 1996-98; Cleveland Browns 1999; New York Giants 2000-01; Tampa Bay Buccaneers 2002
Carl Brumbaugh (QB), Chicago Bears 1930-34, 1936-38; Cleveland Rams 1937
Trey Burton (TE), Philadelphia Eagles 2014
Andre Caldwell (WR), Cincinnati Bengals 2008-11; Denver Broncos 2012-14
Reche Caldwell (WR), San Diego Chargers 2002-05; New England Patriots 2006; Washington Redskins 2007
Glenn Cameron (LB), Cincinnati Bengals 1975-85
Mark Campbell (DE), Denver Broncos 1996; Arizona Cardinals 1997
Cooper Carlisle (OG), Denver Broncos 2000-06; Oakland Raiders 2007-12
Earl Carr (RB), San Francisco 49ers 1978; Philadelphia Eagles 1979
Travis Carroll (LB), New Orleans Saints 2002-03; Houston Texans 2003
Kevin Carter (DE), St. Louis Rams 1995-2000; Tennessee Titans 2001-04; Miami Dolphins 2005-06; Tampa Bay Buccaneers 2007-08
Ran Carthon (RB), Indianapolis Colts 2004-06; Detroit Lions 2006
Rick Casares (RB), Chicago Bears 1954-64; Washington Redskins 1965; Miami Dolphins 1966
Don Chandler (K), New York Giants 1956-64; Green Bay Packers 1965-67
Jeff Chandler (K), San Francisco 49ers 2002-03; Washington Redskins/Carolina Panthers 2004
Wes Chandler (WR), New Orleans Saints 1978-81; San Diego Chargers 1981-87; San Francisco 49ers 1988
Clifford Charlton (LB), Cleveland Browns 1988-89

Brian Clark (K), Tampa Bay Buccaneers 1982
Mike Clark (DE), Washington Redskins 1981; San Francisco 49ers 1982; Tampa Bay Buccaneers 1987
Randy Clark (S), Tampa Bay Buccaneers 1984
Hagood Clarke (DB), Buffalo Bills 1964-68
Greg Cleveland (T), Miami Dolphins 1987
Joe Cohen (DT), San Francisco 49ers 2007; Miami Dolphins 2008; Detroit Lions 2009
Mo Collins (OT), Oakland Raiders 1998-2003
Cris Collinsworth (WR), Cincinnati Bengals 1981-88
Riley Cooper (WR), Philadelphia Eagles 2010-14
Clyde Crabtree (HB/QB), Frankfurt Yellow Jackets/Minneapolis Red Jackets 1930
Ray Criswell (P), Tampa Bay Buccaneers 1987-88
Channing Crowder (LB), Miami Dolphins 2005-10
Brad Culppepper (DT), Minnesota Vikings 1992-93; Tampa Bay Buccaneers 1994-99; Chicago Bears 2000
Jermaine Cunningham (DE), New England Patriots 2010-12; San Francisco 49ers 2013; New York Jets 2013-14
Ivory Curry (DB), Tampa Bay Buccaneers 1987
Dexter Daniels (LB), Baltimore Ravens 1996
Andra Davis (LB), Cleveland Browns 2002-08; Denver Broncos 2009; Buffalo Bills 2010-11
Alvin Darby (TE), Houston Oilers/Seattle Seahawks 1976; Tampa Bay Buccaneers 1978
Floyd Dean (LB), San Francisco 49ers 1964-65
Frank Dempsey (OL-LB), Chicago Bears 1950-53
Jeff Demps (RB), New England Patriots 2012; Tampa Bay Buccaneers 2013
Guy Dennis (G), Cincinnati Bengals 1969-72; Detroit Lions 1973-75
Cal Dixon (C), New York Jets 1992-95; Miami Dolphins 1996
Dwayne Dixon (WR), Tampa Bay Buccaneers 1984, 87
Chris Doering (WR), Indianapolis Colts 1996-97; Denver Broncos 1999; Washington Redskins 2002; Pittsburgh Steelers 2003-04
Dwayne Douglas (T), New York Giants 1953
Jimmy DuBose (RB), Tampa Bay Buccaneers 1976-78
Paul Duhart (RB), Green Bay Packers 1944; Pittsburgh Steelers 1945; Boston Yanks 1945
Carlos Dunlap (DE), Cincinnati Bengals 2010-14
Dominique Easley (DT), New England Patriots, 2014
Ricky Easmon (CB), Dallas Cowboys 1985; Tampa Bay Buccaneers 1985-86
Shayne Edge (P), Pittsburgh Steelers 1996
Matt Elam (DB), Baltimore Ravens 2013-14
Josh Evans (DB), Jacksonville Jaguars 2013-14
Richard Fain (DB), Cincinnati Bengals/Phoenix Cardinals 1991; Chicago Bears 1992
Ciattrick Fason (RB), Minnesota Vikings 2005-06
Chris Faulkner (TE), Los Angeles Rams 1984; San Diego Chargers 1985
Dan Fike (OG), Cleveland Browns 1985-92; Pittsburgh Steelers 1993
Don Fleming (DB), Cleveland Browns 1960-62
Sharrif Floyd (DL), Minnesota Vikings 2013-14
Derrick Gaffney (WR), New York Jets 1978-84, 1987
Jabar Gaffney (WR), Houston Texans 2002-05;

New England Patriots 2006-08; Denver Broncos 2009-10; Washington Redskins 2011; Miami Dolphins 2012
Larry Gagner (G), Pittsburgh Steelers 1966-69; Kansas City Chiefs 1972
William Gaines (DT), Miami Dolphins 1994; Washington Redskins 1995-97
David Galloway (DT), St. Louis Cardinals 1982-87; Phoenix Cardinals 1988-89; Denver Broncos 1990
Tony George (DB), New England Patriots 1999-2000
Lewis Gilbert (TE), Atlanta Falcons 1978-79; Philadelphia Eagles/San Francisco 49ers 1980; Los Angeles Rams 1981
Marcus Gilbert (OT), Pittsburgh Steelers 2011-14
Robert Gillespie (RB), Washington Redskins 2002
Mike Gillislie (RB), Miami Dolphins 2013-14
Clark Goff (T), Pittsburgh Steelers 1940
Tim Golden (LB), New England Patriots 1982-84; Philadelphia Eagles 1985
Royce Goodbread (HB), Frankford Yellow Jackets/Minneapolis Red Jackets 1930; Providence Steam Roller 1931
Earnest Graham (RB), Tampa Bay Buccaneers 2004-11
Bobby Joe Green (P), Pittsburgh Steelers 1960-61; Chicago Bears 1962-73
Jacquez Green (WR), Tampa Bay Buccaneers 1998-2001; Detroit Lions/Washington Redskins 2002
Sammy Green (LB), Seattle Seahawks 1976-79; Houston Oilers 1980
Tony Green (KR-RB), Washington Redskins 1978; New York Giants 1979; Seattle Seahawks 1979
Rex Grossman (QB), Chicago Bears 2003-08; Houston Texans 2009; Washington Redskins 2010-13
Monty Grow (DB), Kansas City Chiefs 1994; Jacksonville Jaguars 1995-96
Buck Gurley (DT), Tampa Bay Buccaneers 2002
Joe Haden (CB), Cleveland Browns 2010-14
Mal Hammack (FB), Chicago Cardinals 1955, 1957-59; St. Louis Cardinals 1960-66
Darren Hambrick (LB), Dallas Cowboys 1998-2001; Carolina Panthers 2001; Cleveland Browns 2002
Frankie Hammond, Jr. (WR), Kansas City Chiefs, 2014
Lorenzo Hampton (RB), Miami Dolphins 1985-89
Randy Hand (OT), Buffalo Bills 2006
Ben Hanks (LB), Minnesota Vikings 1996; Detroit Lions 1997
Jack Harper (RB), Miami Dolphins 1967-68
James Harrell (LB), Detroit Lions 1979-83, 1985-86; Kansas City Chiefs 1987
Roy Harris (DT), Atlanta Falcons 1984-85; Tampa Bay Buccaneers 1987
Steven Harris (DT), Denver Broncos 2007
Jonotthan Harrison (OL), Indianapolis Colts, 2014
Derrick Harvey (DE), Jacksonville Jaguars 2008-10; Denver Broncos 2011
Percy Harvin (WR), Minnesota Vikings 2009-12; Seattle Seahawks 2013-14; New York Jets 2014
Chas Henry (P), Philadelphia Eagles 2011-12
Joe Hergert (LB), Buffalo Bills 1960-61

Aaron Hernandez (TE), New England Patriots 2010-12
Bob Hewko (QB), Tampa Bay Buccaneers 1983
Reynaldo Hill (CB), Tennessee Titans 2005-08
Will Hill (S), New York Giants 2012-13; Baltimore Ravens 2014
Ike Hilliard (WR), New York Giants 1997-04; Tampa Bay Buccaneers 2005-08
Billy Hinson (OG), Atlanta Falcons 1986
Eric Hodges (WR), Kansas City Chiefs 1987
Jaye Howard (DT), Seattle Seahawks 2012; Kansas City Chiefs 2013-14
Chuck Hunsinger (HB), Chicago Bears 1950-52
John Hunt (OG), Dallas Cowboys 1984; Tampa Bay Buccaneers 1987
Maurice Hurt (OG), Washington Redskins 2011-13
Scott Hutchinson (DE), Buffalo Bills 1978-80, 1983; Tampa Bay Buccaneers 1981
Cornelius Ingram (TE), Philadelphia Eagles 2009-10
Chad Johnson (WR), New England Patriots 2006-08; Denver Broncos 2008
Darrell Jackson (WR), Seattle Seahawks 2000-06; San Francisco 49ers 2007; Denver Broncos 2008
Jack Jackson (WR), Chicago Bears 1995-96
Randy Jackson (T), Chicago Bears 1967-74
Terry Jackson (RB), San Francisco 49ers 1999-2005
Willie Jackson (WR), Dallas Cowboys 1994; Jacksonville Jaguars 1995-97; Cincinnati Bengals 1998-99; New Orleans Saints 2000-01; Atlanta Falcons/Washington Redskins 2002
Taylor Jacobs (WR), Washington Redskins 2003-05; San Francisco 49ers 2006; San Francisco 49ers/Denver Broncos 2007
Brandon James (WR), Indianapolis Colts 2010
John James (P), Atlanta Falcons 1972-81; Detroit Lions 1982; Houston Oilers 1982-84
Jelani Jenkins (LB), Miami Dolphins 2013-14
Alonzo Johnson (LB), Philadelphia Eagles 1986-87
Doug Johnson (QB), Atlanta Falcons 2000-03; Tennessee Titans 2004; Cleveland Browns 2005; Cincinnati Bengals 2006
Ellis Johnson (DT), Indianapolis Colts 1995-2001; Atlanta Falcons 2002-03; Denver Broncos 2004
Todd Johnson (FS), Chicago Bears 2003-06; St. Louis Rams 2007-08; Buffalo Bills 2009
James Jones (FB), Detroit Lions 1983-88; Seattle Seahawks 1989-92
Jimmy Jordan (RB), New Orleans Saints 1967
Jevon Kearse (DE), Tennessee Titans 1999-2003, 2008-09; Philadelphia Eagles 2004-07
Vince Kendrick (RB), Atlanta Falcons 1974; Tampa Bay Buccaneers 1976
Crawford Ker (OG), Dallas Cowboys 1985-90; Denver Broncos 1991
Kelvin Knight (WR), Green Bay Packers 2004; New England Patriots 2006
Erron Kinney (TE), Tennessee Titans 2000-06
Nick Klutka (E), Buffalo Bison 1946
Floyd Konesty (E), Cleveland Rams 1944-45; Baltimore Colts 1947
Mark Korff (LB), San Francisco 49ers 1987
Eric Kresser (QB), Cincinnati Bengals 1997-99
Tron LaFavor (DT), Chicago Bears 2003; Dallas Cowboys 2004

Frank Lasky (T), New York Giants 1964-65
Billy Latsko (RB), Carolina Panthers 2007; San Diego Chargers 2008-10
Burton Lawless (G), Dallas Cowboys 1975-79; Detroit Lions 1980; Miami Dolphins 1981
Terry LeCount (WR), San Francisco 49ers 1978-79; Minnesota Vikings 1979-84, 1987
Gene Lee (L), Boston Yanks 1946
Tony Lilly (S), Denver Broncos 1984-87
David Little (LB), Pittsburgh Steelers 1981-92
Tony Lomack (WR), Los Angeles Rams 1990; Phoenix Cardinals 1991
Bufo Long (HB), New York Giants 1953-55
Anthone Lott (CB), Cincinnati Bengals 1997
Marquand Manuel (S), Cincinnati Bengals 2002-03; Seattle Seahawks 2004-05; Green Bay Packers 2006; Carolina Panthers 2007; Denver Broncos 2008; Detroit Lions 2009
Wilber Marshall (LB), Chicago Bears 1984-87; Washington Redskins 1988-92; Houston Oilers 1993; Arizona Cardinals 1994; New York Jets 1995
Ingle Martin (QB), Green Bay Packers 2006
Shane Matthews (QB), Chicago Bears 1993-96, 1999-2001; Carolina Panthers 1997-98; Washington Redskins 2002; Cincinnati Bengals 2003; Buffalo Bills 2004-05; Miami Dolphins 2006
Fred McCallister (LB), Tampa Bay Buccaneers 1987
Eugene McCaslin (LB), Green Bay Packers 2000
Tony McCoy (DT), Indianapolis Colts 1992-99; Arizona Cardinals 2000
Bobby McCray (DE), Jacksonville Jaguars 2004-07; New Orleans Saints 2008-09; Philadelphia Eagles 2010
Lerentee McCray (LB), Denver Broncos 2013-14
Ray McDonald (DE), San Francisco 49ers 2007-14
Reggie McGrew (DT), San Francisco 49ers 1999-2001; Atlanta Falcons 2002
Lee McGriff (WR), Tampa Bay Buccaneers 1976
Travis McGriff (WR), Denver Broncos 1999-2001; Atlanta Falcons 2002
Vito McKeever (DB), Tampa Bay Buccaneers 1986-87
Henry McMillian (DT), Seattle Seahawks 1995-97
Dexter McNabb (FB), Green Bay Packers 1992-93
Darren Mickell (DE), Kansas City Chiefs 1992-95; New Orleans Saints 1996-97, 1999; San Diego Chargers 2000; Oakland Raiders 2001
Drew Miller (C), Jacksonville Jaguars 2008; St. Louis Rams 2011
Patrick Miller (LB), San Diego Chargers 1987-88
Ernie Mills (WR), Pittsburgh Steelers 1991-96; Carolina Panthers 1997; Dallas Cowboys 1998-99
Jeremy Mincey (DE), San Francisco 49ers/Jacksonville Jaguars 2006; Jacksonville Jaguars 2007-13; Denver Broncos 2013; Dallas Cowboys 2014
Clint Mitchell (DE), Denver Broncos 2003; Kansas City Chiefs 2006
Fondren Mitchell (HB), Miami Seahawks 1946
Jeff Mitchell (C), Baltimore Ravens 1998-2000; Carolina Panthers 2001-05
Alonzo Mitz (DE), Seattle Seahawks 1986-89; Cincinnati Bengals 1991-92
Kestahn Moore (RB), Kansas City Chiefs 2009
Nat Moore (WR), Miami Dolphins 1974-86

Jarvis Moss (DE), Denver Broncos 2007-10; Oakland Raiders 2010-11
Mike Moten (DT), Arizona Cardinals 1998
Mike Mularkey (TE), Minnesota Vikings 1983-88; Pittsburgh Steelers 1989-91
Dennis Murphy (DT), Chicago Bears 1965
Louis Murphy (WR), Oakland Raiders 2009-11; Carolina Panthers 2012; New York Giants 2013; Tampa Bay Buccaneers 2014
Mark Murray (DL), Denver Broncos 1991
Godfrey Myles (LB), Dallas Cowboys 1991-96
Mike Nattiel (LB), Minnesota Vikings 2003-04
Ricky Nattiel (WR), Denver Broncos 1987-92
Frankie Neal (WR), Green Bay Packers 1987
David Nelson (WR), Buffalo Bills 2010-12; New York Jets 2013
Reggie Nelson (FS), Jacksonville Jaguars 2007-09; Cincinnati Bengals 2010-14
Tim Newton (MG), Minnesota Vikings 1985-89; Tampa Bay Buccaneers 1990-91; Kansas City Chiefs 1993
Xavier Nixon (OL), Indianapolis Colts 2013-14
Jack O'Brien (E), Pittsburgh Steelers 1954-56
Jason Odum (OT), Tampa Bay Buccaneers 1996-99
Louis Oliver (DB), Miami Dolphins 1989-93; Cincinnati Bengals 1994; Miami Dolphins 1995-96
Ralph Ortega (LB), Atlanta Falcons 1975-78; Miami Dolphins 1979-80
Jesse Palmer (QB), New York Giants 2001-04
Joel Parker (WR), New Orleans Saints 1974-75, 1977
Bernie Parrish (S), Cleveland Browns 1959-66; Houston Oilers 1966
Solomon Patton (WR), Tampa Bay Buccaneers 2014
Mike Pearson (OT), Jacksonville Jaguars 2002-05; Houston Texans 2006
Leon Pennington (LB), Tampa Bay Buccaneers 1987
Anton Peters (T), Denver Broncos 1963
Mike Peterson (LB), Indianapolis Colts 1999-2002; Jacksonville Jaguars 2003-08; Atlanta Falcons 2009-12
Zach Piller (OG), Tennessee Titans 1999-2006
David Posey (K), New England Patriots 1978
Maurkice Pouncey (C), Pittsburgh Steelers 2010-14
Mike Pouncey (C), Miami Dolphins 2011-14
Ronald Powell (LB), New Orleans Saints 2014
Loucheiz Purifoy (CB), Indianapolis Colts 2014
Chris Rainey (RB), Pittsburgh Steelers 2012; Indianapolis Colts 2013
Keiwan Ratliff (CB), Cincinnati Bengals 2004-07, 2010; Tampa Bay Buccaneers 2007; Indianapolis Colts 2007-08; Pittsburgh Steelers 2009
John Reaves (QB), Philadelphia Eagles 1972-74; Cincinnati Bengals 1975-78; Minnesota Vikings 1979; Houston Oilers 1981; Tampa Bay Buccaneers 1987
Jordan Reed (TE), Washington Redskins 2013-14
Larry Rentz (WR), San Diego Chargers 1969
Errict Rhett (RB), Tampa Bay Buccaneers 1994-97; Baltimore Ravens 1998-99; Cleveland Browns 2000
Huey Richardson (LB), Pittsburgh Steelers 1991; New York Jets/Washington Redskins 1992
Marcus Roberson (CB), St. Louis Rams 2014
Ed Robinson (LB), Pittsburgh Steelers 1994
Johnny Rutledge (LB), Arizona Cardinals 1999-2002

Guss Scott (DB), New England Patriots 2004-05; Seattle Seahawks 2006
Ian Scott (DT), Chicago Bears 2003-06; San Diego Chargers 2008-09
Lito Sheppard (CB), Philadelphia Eagles 2002-08; New York Jets 2009; Minnesota Vikings 2010; Oakland Raiders 2011
Brandon Siler (LB), San Diego Chargers 2007-10; Kansas City Chiefs 2011-12
Stacey Simmons (WR), Indianapolis Colts 1990
Jackie Simpson (DB), Baltimore Colts 1958-60; Pittsburgh Steelers 1961-62
O.J. Small (WR), Tennessee Titans 2005
Cedric Smith (FB), Minnesota Vikings 1990; New Orleans Saints 1991; Washington Redskins 1994-95; Arizona Cardinals 1996-98
Emmitt Smith (RB), Dallas Cowboys 1990-2002; Arizona Cardinals 2003-04
Larry Smith (RB), Los Angeles Rams 1969-73; Washington Redskins 1974
Del Speer (DB), Cleveland Browns 1993-94; Seattle Seahawks 1994
Jimmy Spencer (DB), New Orleans Saints 1992-95; Cincinnati Bengals 1996-97; San Diego Chargers 1998-99; Denver Broncos 2000-03
Brandon Spikes (LB), New England Patriots 2010-13; Buffalo Bills 2014
Steve Spurrier (QB), San Francisco 49ers 1967-75; Tampa Bay Buccaneers 1976
Max Starks (OT), Pittsburgh Steelers 2004-12; St. Louis Rams 2013
Bruce Starling (DB), Denver Broncos 1963
Kay Stephenson (QB), San Diego Chargers 1967; Buffalo Bills 1968
Caleb Sturgis (K), Miami Dolphins 2013-14
John Symank (DB), Green Bay Packers 1957-62; St. Louis Cardinals 1963
Steve Tannen (DB), New York Jets 1970-74
Fred Taylor (RB), Jacksonville Jaguars 1998-2008; New England Patriots 2009-10
Travis Taylor (WR), Baltimore Ravens 2000-04; Minnesota Vikings 2005-06; Oakland Raiders/St. Louis Rams/Carolina Panthers 2007; Detroit Lions 2008
Tim Tebow (QB), Denver Broncos 2010-11; New York Jets 2012
Marcus Thomas (DT), Denver Broncos 2007-11
Deonte Thompson (WR), Baltimore Ravens 2012-14; Buffalo Bills 2014
Ron Tilton (OG), Washington Redskins 1986
Allen Trammell (DB), Houston Oilers 1966
Richard Trapp (WR), Buffalo Bills 1968; San Diego Chargers 1969; New York Jets 1970; Philadelphia Eagles 1971-72
Justin Trattou (DE), New York Giants 2011-13; Minnesota Vikings 2013-14
Phil Trautwein (OT), St. Louis Rams/Cleveland Browns 2009
Scott Trimble (OT), San Diego Chargers 1985
Ben Troupe (TE), Tennessee Titans 2004-07; Tampa Bay Buccaneers 2008; Oakland Raiders 2008
Harmon Wages (RB), Atlanta Falcons 1968-71, 1973
Aaron Walker (TE), San Francisco 49ers 2003-04; St. Louis Rams 2005-07
Kenyatta Walker (OT), Tampa Bay Buccaneers

2001-06
Gerard Warren (DT), Cleveland Browns 2001-04; Denver Broncos 2005-06; Oakland Raiders 2007-09; New England Patriots 2010-11
Tavares Washington (OT), San Francisco 49ers 2006
Dale Waters (E), Washington Redskins 1932-33
Jaylen Watkins (CB), Philadelphia Eagles 2014
Fred Weary (DB), New Orleans Saints 1998-2001; Atlanta Falcons 2002; St. Louis Rams 2003
Dee Webb (CB), Jacksonville Jaguars 2006
Rhondy Weston (DT), Tampa Bay Buccaneers 1989; Cleveland Browns 1991
Adrian White (DB), New York Giants 1987-91; Green Bay Packers 1992; New England Patriots 1993
Jack White (T), Philadelphia Eagles 1945
Broughton Williams (T), Chicago Bears 1947
Cy Williams (T), Staten Island Stapletons 1929-30; Brooklyn Dodgers 1932
David Williams (OT), Houston Oilers 1989-95; New York Jets 1996-97
Elijah Williams (DB), Atlanta Falcons 1998-2001
Jarvis Williams (DB), Miami Dolphins 1988-93; New York Giants 1994
John L. Williams (FB), Seattle Seahawks 1986-93; Pittsburgh Steelers 1994-95
Lawrence Wright (S), Cincinnati Bengals 1997, 1999
Major Wright (S), Chicago Bears 2010-13; Tampa Bay Buccaneers 2014
Danny Wuerffel (QB), New Orleans Saints 1997-99; Green Bay Packers 2000; Chicago Bears 2001; Washington Redskins 2002
DeShawn Wynn (RB), Green Bay Packers 2007-09; New Orleans Saints 2010
Jim Yarbrough (T), Detroit Lions 1969-77
Jim Yeats (TE), Houston Oilers 1960
Tyrone Young (WR), New Orleans Saints 1983-84
Jack Youngblood (DE), Los Angeles Rams 1971-84
Jeff Zimmerman (OG), Dallas Cowboys 1987-90

GATORS IN THE SUPER BOWL

43 Players, 59 Appearances - Gators have been a part of 18 Super Bowl-winning teams

Super Bowl I (1967)	GREEN BAY: Don Chandler (P)
Super Bowl II (1968)	GREEN BAY: Don Chandler (P)
Super Bowl X (1976)	Dallas: Burton Lawless* (G)
Super Bowl XII (1978)	DALLAS: Larry Brinson (RB), Burton Lawless (G)
Super Bowl XIII (1979)	Dallas: Larry Brinson (RB), Burton Lawless (G)
Super Bowl XIV (1980)	Los Angeles Rams: Jack Youngblood* (DE)
Super Bowl XVI (1982)	Cincinnati: Glenn Cameron* (LB), Cris Collinsworth* (WR)
Super Bowl XVII (1983)	Miami: Nat Moore (WR)
Super Bowl XIX (1985)	Miami: Nat Moore (WR)
Super Bowl XX (1986)	CHICAGO: Wilber Marshall* (LB)
Super Bowl XXI (1987)	Denver: Tony Lilly (FS), Ricky Nattiel (WR)
Super Bowl XXII (1988)	Denver: Tony Lilly* (FS), Ricky Nattiel* (WR)
Super Bowl XXIII (1989)	Cincinnati: Cris Collinsworth (WR)
Super Bowl XXVI (1992)	WASHINGTON: Wilber Marshall* (LB)
Super Bowl XXVII (1993)	DALLAS: Emmitt Smith* (RB), Godfrey Myles (LB)
Super Bowl XXVIII (1994)	DALLAS: Emmitt Smith* (RB), Godfrey Myles (LB)
Super Bowl XXX (1996)	Pittsburgh: John L. Williams* (RB), Ernie Mills* (WR) DALLAS: Emmitt Smith* (RB), Godfrey Myles (LB)
Super Bowl XXXIII (1999)	Atlanta: Elijah Williams (DB)
Super Bowl XXXIV (2000)	Tennessee: Jevon Kearse* (DE), Zach Piller (OG) ST. LOUIS: Kevin Carter* (DE)
Super Bowl XXXV (2001)	New York Giants: Lomas Brown* (OT), Ike Hilliard* (WR) BALTIMORE: Jeff Mitchell* (C)
Super Bowl XXXVII (2003)	Oakland: Mo Collins* (OG) TAMPA BAY: Kenyatta Walker* (OT), Lomas Brown (OT)

Super Bowl XXXVIII (2004)	Carolina: Jeff Mitchell* (C)
Super Bowl XXXIX (2005)	Philadelphia: Lito Sheppard* (CB), Jevon Kearse* (DE) NEW ENGLAND: Guss Scott (S, Injured Reserve)
Super Bowl XL (2006)	Seattle: Darrell Jackson* (WR), Marquand Manuel* (S) PITTSBURGH: Max Starks* (OT)
Super Bowl XLI (2007)	Chicago: Alex Brown* (DE), Rex Grossman* (QB), Todd Johnson (S), Ian Scott* (DT)
Super Bowl XLII (2008)	New England: Jabar Gaffney (WR), Chad Jackson (WR)
Super Bowl XLIII (2009)	PITTSBURGH: Dallas Baker (WR), Max Starks* (OT)
Super Bowl XIV (2010)	NEW ORLEANS: Bobby McCray* (DE)
Super Bowl XLV (2011)	Pittsburgh: Maurkice Pouncey (C), Max Starks (OT) (both were injured and unable to play)
Super Bowl XLVI (2012)	New England: Brandon Spikes* (LB), Aaron Hernandez (TE), Gerard Warren (DT), Jermaine Cunningham (LB, injured reserve) NEW YORK GIANTS: Justin Trattou (DE, inactive)
Super Bowl XLVII (2013)	BALTIMORE: Deonte Thompson (WR, inactive) San Francisco: Ray McDonald* (DT)
Super Bowl XLVIII (2014)	SEATTLE: Percy Harvin (WR) Denver: Andre Caldwell (WR), Jeremy Mincey (DL), Lerentee McCray (LB - injured reserve)
Super Bowl XLIX (2015)	NEW ENGLAND: Dominique Easley (DT - injured reserve)

*Started in the Super Bowl; **BOLD ALL CAPS** indicates Super Bowl winning team

GATORS IN THE PRO BOWL (20 players, 60 appearances)

Neal Anderson, RB	Chicago Bears (1988-89-90-91)
Trace Armstrong, DE	Miami Dolphins (2000)
Lomas Brown, OT	Detroit Lions (1990-91-92-93-94-95) and Arizona Cardinals (1996)
Kevin Carter, DE	St. Louis Rams (1999) and Tennessee Titans (2002)
Wes Chandler, WR	New Orleans Saints (1979) and San Diego Chargers (1982-83-85)
Cris Collinsworth, WR	Cincinnati Bengals (1981-82-83)
Bobby Joe Green, P	Chicago Bears (1970)
Tony Green, KR	Washington Redskins (1978)
Joe Haden, CB	Cleveland Browns (2013-14)
Percy Harvin, WR	Minnesota Vikings (2009)
John James, P	Atlanta Falcons (1975-76-77)
Jevon Kearse, DE	Tennessee Titans (1999-2000-01)

David Little, LB	Pittsburgh Steelers (1990)
Wilber Marshall, LB	Chicago Bears (1986-87) and Washington (1992)
Nat Moore, WR	Miami Dolphins (1977)
Maurkice Pouncey, C	Pittsburgh Steelers (2010-11-12-14)
Mike Pouncey, C	Miami Dolphins (2013)
Lito Sheppard, DB	Philadelphia Eagles (2004-06)
Emmitt Smith, RB	Dallas Cowboys (1990-91-92-93-94-95-98-99)
Fred Taylor, RB	Jacksonville Jaguars (2007)
John L. Williams, FB	Seattle Seahawks (1990-91)
Jack Youngblood, DE	Los Angeles Rams (1973-74-75-76-77-78-79)

2014 GATORS IN THE NFL (42 players - 472 games played, 281 starts)

Player	Position	Team	Player	Position	Team
Bostic, Jon	LB	Chicago Bears	Harrison, Jonotthan	C	Indianapolis Colts
Burton, Trey	WR	Philadelphia Eagles	Harvin, Percy	WR	Seattle Seahawks New York Jets
Caldwell, Andre	WR	Denver Broncos	Hill, Will	DB	Baltimore Ravens
Cooper, Riley	WR	Philadelphia Eagles	Howard, Jaye	DT	Kansas City Chiefs
Cunningham, Jermaine*	LB	New York Jets	Jenkins, Janoris	CB	St. Louis Rams
Demps, Jeff*	RB	Indianapolis Colts	Jenkins, Jelani	LB	Miami Dolphins
Dunlap, Carlos	DE	Cincinnati Bengals	McCray, Lerentee	LB	Denver Broncos
Easley, Dominique*	DT	New England Patriots	McDonald, Ray	DT	San Francisco 49ers
Elam, Matt	S	Baltimore Ravens	Mincey, Jeremy	DE	Dallas Cowboys
Evans, Josh	S	Jacksonville Jaguars	Murphy, Louis*	WR	Tampa Bay Buccaneers
Floyd, Sharrif	DT	Minnesota Vikings	Nelson, Reggie	S	Cincinnati Bengals
Gilbert, Marcus	OT	Pittsburgh Steelers	Nixon, Xavier	OL	Indianapolis Colts
Gillislee, Mike*	RB	Miami Dolphins	Patton, Solomon	WR	Tampa Bay Buccaneers
Haden, Joe	CB	Cleveland Browns	Pouncey, Maurkice	C	Pittsburgh Steelers
Halapio, Jon^	OL	Denver Broncos	Pouncey, Mike	C	Miami Dolphins
Hammond, Frankie	WR	Kansas City Chiefs			

Player	Position	Team	2014 NFL Gators By the Numbers:	
Powell, Ronald	LB	New Orleans Saints	Total Tackles	988
Purifoy, Loucheiz	CB	Indianapolis Colts	Sacks	31
Rainey, Chris^	RB	Arizona Cardinals	Passes Defended	68
Reed, Jordan	TE	Washington Redskins	Interceptions	12
Roberson, Marcus	CB	St. Louis Rams	Fumbles Forced	13
Spikes, Brandon	LB	Buffalo Bills	Rushes	39
Sturgis, Caleb	K	Miami Dolphins	Rush Yards	231
Thompson, Deonte	WR	Baltimore Ravens Buffalo Bills	Rush TDs	1
Trattou, Justin	DE	Minnesota Vikings	Receptions	204
Watkins, Jaylen	CB	Philadelphia Eagles	Receiving Yards	2,062
Wright, Major*	S	Tampa Bay Buccaneers	Receiving TDs	6
			Kick Returns	64
			Kick Return Yards	1,546
			Punt Returns	25
			Punt Return Yards	312
			Field Goals M/A	29 / 37

*Missed part or all of the season on Injured Reserve

^Practice Squad

FIRST-ROUND DRAFT PICKS

- UF has 48 all-time first-round draft picks in school history, the sixth-best total in the nation and second in the SEC.
- A breakdown of those selections includes 11 DL, nine RB, six WR, seven OL, six DB, five LB and four QB.

1945	RB Paul Duhart by the Pittsburgh Steelers 2nd pick overall
1950	RB Chuck Hunsinger by the Chicago Bears 2nd pick overall
1967	QB Steve Spurrier by the San Francisco 49ers 3rd pick overall
1969	RB Larry Smith by the Los Angeles Rams 8th pick overall
1970	DB Steve Tannen by the New York Jets 20th pick overall
1971	DE Jack Youngblood by the Los Angeles Rams 20th pick overall
1972	QB John Reaves by the Philadelphia Eagles 14th pick overall
1975	LB Glenn Cameron by the Cincinnati Bengals 14th pick overall
1978	WR Wes Chandler by the New Orleans Saints 3rd pick overall
1983	FB James Jones by the Detroit Lions 13th pick overall
1984	LB Wilber Marshall by the Chicago Bears 11th pick overall
1985	OT Lomas Brown by the Detroit Lions 6th pick overall
	RB Lorenzo Hampton by the Miami Dolphins 27th pick overall
1986	FB John L. Williams by the Seattle Seahawks 15th pick overall
	RB Neal Anderson by the Chicago Bears 28th pick overall
1987	WR Ricky Nattiel by the Denver Broncos 27th pick overall
1988	LB Clifford Charlton by the Cleveland Browns 21st pick overall
1989	DT Trace Armstrong by the Chicago Bears 12th pick overall
	OT David Williams by the Houston Oilers 23rd pick overall
	DB Louis Oliver by the Miami Dolphins 25th pick overall

- The Gators have totaled 13 first-round picks since 2007, second-most among all schools nationally. (Alabama-17)
- Florida has had a first-round draft pick at 11 different positions (C, QB, RB, FB, WR, OT, DE, DT, LB, CB, S).

1990	RB Emmitt Smith by the Dallas Cowboys 17th pick overall
1991	DE Huey Richardson by the Pittsburgh Steelers 15th pick overall
1995	DE Kevin Carter by the St. Louis Rams 6th pick overall
	DT Ellis Johnson by the Indianapolis Colts 15th pick overall
1997	WR Ike Hilliard by the New York Giants 7th pick overall
	WR Reidel Anthony by the Tampa Bay Bucs 16th pick overall
1998	RB Fred Taylor by the Jacksonville Jaguars 9th pick overall
	OT Mo Collins by the Oakland Raiders 23rd pick overall
1999	LB Jevon Kearse by the Tennessee Titans 16th pick overall
	DT Reggie McGrew by the San Francisco 49ers 24th pick overall
2000	WR Travis Taylor by the Baltimore Ravens 10th pick overall
2001	DT Gerard Warren by the Cleveland Browns 3rd pick overall
	OT Kenyatta Walker by the Tampa Bay Bucs 14th pick overall
2002	DB Lito Sheppard by the Philadelphia Eagles 26th pick overall
2003	QB Rex Grossman by the Chicago Bears 22nd pick overall
2007	DE Jarvis Moss by the Denver Broncos 17th pick overall
	S Reggie Nelson by the Jacksonville Jaguars 21st pick overall
2008	DE Derrick Harvey by the Jacksonville Jaguars 8th pick overall
2009	WR Percy Harvin by the Minnesota Vikings 22nd pick overall
2010	CB Joe Haden by the Cleveland Browns 7th pick overall

- Florida tied a school record with three first-round draft picks in 2010 (UF also had three in 1989).

	C Maurkice Pouncey by the Pittsburgh Steelers 18th pick overall
	QB Tim Tebow by the Denver Broncos 25th pick overall
2011	OL Mike Pouncey by the Miami Dolphins 15th pick overall
2013	DT Sharrif Floyd by the Minnesota Vikings 23rd pick overall
	DB Matt Elam by the Baltimore Ravens 32nd pick overall
2014	DT Dominique Easley by the New England Patriots 29th pick overall
2015	LB Dante Fowler, Jr. by the Jacksonville Jaguars 3rd pick overall
	OL D.J. Humphries by the Arizona Cardinals 24th pick overall

ALL-TIME FIRST ROUND PICKS

1	USC	79
2	Ohio State	70
3	Notre Dame	64
4	Miami	61
5	Alabama	50
6	FLORIDA	48
7	Tennessee	45
8	Michigan	44
	Texas	44
10	Oklahoma	42
	Florida State	42
12	LSU	38
13	Penn State	36
	Michigan State	36
15	Nebraska	33

GATORS DRAFTED BY FRANCHISE

Selections	Team	Selections	Team
24	Pittsburgh Steelers	9	San Diego Chargers
19	Chicago Bears	9	Seattle Seahawks
17	Denver Broncos	9	Tampa Bay Buccaneers
17	New York Giants	9	Tennessee Titans
17	San Francisco 49ers	8	Atlanta Falcons
14	Dallas Cowboys	8	Cincinnati Bengals
14	Miami Dolphins	7	Buffalo Bills
13	New England Patriots	7	Detroit Lions
13	Philadelphia Eagles	7	Kansas City Chiefs
13	Washington Redskins	7	New York Jets
12	Indianapolis Colts	7	Oakland Raiders
11	Minnesota Vikings	6	New Orleans Saints
11	St. Louis Rams	4	Baltimore Ravens
10	Arizona Cardinals	1	Houston Texans
10	Green Bay Packers		
9	Cleveland Browns		
9	Jacksonville Jaguars		

331 Total Gators Drafted by Current NFL Franchises

SELECTIONS MADE BY NOW DEFUNCT FRANCHISES

2	Boston Yanks
1	Brooklyn Dodgers
1	*New York Yankees

4 Total Gators Drafted by Defunct NFL franchises

335 Total Gators Drafted in History

*The Yankees were a member of the All-American Football Conference that merged with the NFL in 1950. A separate AAFC draft was held from 1947-49.

GATORS DRAFTED BY DECADE

2010s		1990s		1970s		1950s		1930s	
Year	Picks	Year	Picks	Year	Picks	Year	Picks	Year	Picks
2015	8	1999	8	1979	2	1959	5	1939	0
2014	4	1998	5	1978	10	1958	6	1938	1
2013	8	1997	4	1977	4	1957	7	1937	0
2012	2	1996	6	1976	8	1956	5	1936	0
2011	4	1995	4	1975	4	1955	4	TOTAL	1
2010	9	1994	5	1974	5	1954	5		
TOTAL	35	1993	2	1973	2	1953	5		
		1992	9	1972	4	1952	2		
		1991	5	1971	1	1951	0		
		1990	4	1970	2	1950	4		
		TOTAL	52	TOTAL	42	TOTAL	43		
2000s		1980s		1960s		1940s			
Year	Picks	Year	Picks	Year	Picks	Year	Picks		
2009	3	1989	4	1969	4	1949	0		
2008	2	1988	4	1968	1	1948	2 (+1 AAFC)		
2007	9	1987	6	1967	2	1947	0		
2006	3	1986	7	1966	4 (+2 AFL)	1946	3		
2005	3	1985	6	1965	5 (+1 AFL)	1945	3		
2004	5	1984	4	1964	3 (+1 AFL)	1944	0		
2003	8	1983	4	1963	6 (+3 AFL)	1943	4		
2002	8	1982	3	1962	2 (+5 AFL)	1942	1		
2001	4	1981	4	1961	2 (+2 AFL)	1941	1		
2000	5	1980	1	1960	3 (+6 AFL)	1940	1		
TOTAL	50	TOTAL	43	TOTAL	32 (+20 AFL)	TOTAL	15 (+1 AAFC)		

PLAYERS DECLARING EARLY

2015 (4) Dante Fowler, Jr. D.J. Humphries Matt Jones Tyler Moore	2013 (4) Matt Elam Sharriif Floyd Jelani Jenkins Jordan Reed	2010 (5) Carlos Dunlap Joe Haden Aaron Hernandez Maurkice Pouncey Major Wright	2007 (4) Jarvis Moss Reggie Nelson Brandon Siler Ryan Smith	2003 (5) Rex Grossman Taylor Jacobs Clint Mitchell Mike Nattiel Ian Scott	2001 (3) John Capel Kenyatta Walker Gerard Warren	1998 (2) Mo Collins Jacquez Green	1994 (1) Darren Mickell
2014 (3) Ronald Powell Loucheiz Purifoy Marcus Roberson	2011 (1) Will Hill	2009 (1) Percy Harvin	2006 (1) Chad Jackson	2002 (4) Reche Caldwell Jabar Gaffney Mike Pearson Lito Sheppard	2000 (2) Travis Taylor Darrell Jackson	1997 (2) Ike Hilliard Reidel Anthony	1990 (1) Emmitt Smith
		2008 (1) Derrick Harvey	2005 (2) Channing Crowder Giatrick Fason		1999 (2) Jevon Kearse Reggie McGrew	1995 (1) Jack Jackson	

ALL-TIME DRAFT RESULTS

2015

Rd.	(Overall)	Name	Pos.	Team
1	(3rd)	Dante Fowler, Jr.	LB/DE	Jacksonville Jaguars
1	(24th)	D.J. Humphries	OT	Arizona Cardinals
3	(91st)	Chaz Green	OT	Dallas Cowboys
3	(95th)	Matt Jones	RB	Washington Redskins
4	(133rd)	Max Garcia	C/OG	Denver Broncos
5	(161st)	Neiron Ball	LB	Oakland Raiders
7	(221st)	Andre Debose	WR/KR	Oakland Raiders
7	(244th)	Trenton Brown	OT	San Francisco 49ers

2014

1	(29th)	Dominique Easley	DT	New England Patriots
4	(101st)	Jaylen Watkins	CB	Philadelphia Eagles
5	(169th)	Ronald Powell	LB	New Orleans Saints
6	(179th)	Jon Halapio	OG	New England Patriots

2013

1	(23rd)	Sharrif Floyd	DT	Minnesota Vikings
1	(32nd)	Matt Elam	S	Baltimore Ravens
2	(50th)	Jon Bostic	LB	Chicago Bears
3	(85th)	Jordan Reed	TE	Washington Redskins
4	(104th)	Jelani Jenkins	LB	Miami Dolphins
5	(164th)	Mike Gillislee	RB	Miami Dolphins
5	(166th)	Caleb Sturgis	K	Miami Dolphins
6	(169th)	Josh Evans	S	Jacksonville Jaguars

2012

4	(114th)	Jaye Howard	DT	Seattle Seahawks
5	(159th)	Chris Rainey	RB	Pittsburgh Steelers

2011

1	(15th)	Mike Pouncey	OL	Miami Dolphins
2	(63rd)	Marcus Gilbert	OT	Pittsburgh Steelers
5	(151st)	Ahmad Black	S	Tampa Bay Buccaneers
7	(217th)	Maurice Hurt	G	Washington Redskins

2010

1	(7th)	Joe Haden	CB	Cleveland Browns
1	(18th)	Maurkice Pouncey	C	Pittsburgh Steelers
1	(25th)	Tim Tebow	QB	Denver Broncos
2	(53rd)	Jermaine Cunningham	DE	New England Patriots
2	(54th)	Carlos Dunlap	DE	Cincinnati Bengals
2	(62nd)	Brandon Spikes	LB	New England Patriots
3	(75th)	Major Wright	S	Chicago Bears
4	(113th)	Aaron Hernandez	TE	New England Patriots
5	(159th)	Riley Cooper	WR	Philadelphia Eagles

2009

1	(22nd)	Percy Harvin	WR/RB	Minnesota Vikings
4	(124th)	Louis Murphy	WR	Oakland Raiders
5	(153rd)	Cornelius Ingram	TE	Philadelphia Eagles

2008

1	(8th)	Derrick Harvey	DE	Jacksonville Jaguars
3	(97th)	Andre Caldwell	WR	Cincinnati Bengals

2007

1	(17th)	Jarvis Moss	DE	Denver Broncos
1	(21st)	Reggie Nelson	S	Jacksonville Jaguars
3	(97th)	Ray McDonald	DE	San Francisco 49ers
4	(135th)	Joe Cohen	DE	San Francisco 49ers
4	(121st)	Marcus Thomas	DT	Denver Broncos
6	(206th)	Ryan Smith	CB	Tennessee Titans
7	(227th)	Dallas Baker	WR	Pittsburgh Steelers
7	(228th)	DeShawn Wynn	RB	Green Bay Packers
7	(240th)	Brandon Siler	LB	San Diego Chargers

2006

2	(36th)	Chad Jackson	WR	New England Patriots
6	(191st)	Jeremy Mincey	DE	New England Patriots
7	(236th)	Dee Webb	DB	Jacksonville Jaguars

2005

3	(70th)	Channing Crowder	LB	Miami Dolphins
4	(112th)	Ciatrick Fason	TB	Minnesota Vikings
7	(218th)	Reynaldo Hill	DB	Tennessee Titans

2004

2	(40th)	Ben Troupe	TE	Tennessee Titans
2	(49th)	Keiwan Ratliff	DB	Cincinnati Bengals
3	(75th)	Max Starks	OT	Pittsburgh Steelers
3	(95th)	Guss Scott	SS	New England Patriots
7	(249th)	Bobby McCray	DE	Jacksonville Jaguars

2003

1	(22nd)	Rex Grossman	QB	Chicago Bears
2	(44th)	Taylor Jacobs	WR	Washington Redskins
4	(100th)	Todd Johnson	FS	Chicago Bears
4	(116th)	Ian Scott	DT	Chicago Bears
5	(161st)	Aaron Walker	TE	San Francisco 49ers
5	(171st)	Tron LaFavor	DT	Chicago Bears
6	(190th)	Mike Nattiel	LB	Minnesota Vikings
7	(227th)	Clint Mitchell	DE	Denver Broncos

2002

1	(26th)	Lito Sheppard	CB	Philadelphia Eagles
2	(33rd)	Jabar Gaffney	WR	Houston Texans
2	(40th)	Mike Pearson	OT	Jacksonville Jaguars
2	(48th)	Reche Caldwell	WR	San Diego Chargers
4	(102nd)	Jeff Chandler	PK	San Francisco 49ers
4	(104th)	Alex Brown	DE	Chicago Bears
5	(141st)	Andra Davis	LB	Cleveland Browns
6	(181st)	Marquand Manuel	SS	Cincinnati Bengals

2001

1	(3rd)	Gerard Warren	DT	Cleveland Browns
1	(14th)	Kenyatta Walker	OT	Tampa Bay Buccaneers
4	(125th)	Jesse Palmer	QB	New York Giants
7	(208th)	John Capel	WR	Chicago Bears

2000

1	(10th)	Travis Taylor	WR	Baltimore Ravens
3	(68th)	Erron Kinney	TE	Tennessee Titans
3	(80th)	Darrell Jackson	WR	Seattle Seahawks
4	(112th)	Cooper Carlisle	G	Denver Broncos
7	(249th)	Eugene McCaslin	LB	Green Bay Packers

1999

Rd.	(Overall)	Name	Pos.	Team
1	(16th)	Jevon Kearse	LB	Tennessee Titans
1	(24th)	Reggie McGrew	DT	San Francisco 49ers
2	36th)	Mike Peterson	LB	Indianapolis Colts
2	(51st)	Johnny Rutledge	LB	Arizona Cardinals
3	(81st)	Zach Piller	OT	Tennessee Titans
3	(91st)	Tony George	DB	New England Patriots
3	(93rd)	Travis McGriff	WR	Denver Broncos
5	(157th)	Terry Jackson	RB	San Francisco 49ers

1998

1	(9th)	Fred Taylor	RB	Jacksonville Jaguars
1	(23rd)	Mo Collins	OT	Oakland Raiders
2	(34th)	Jacquez Green	WR	Tampa Bay Buccaneers
4	(97th)	Fred Weary	CB	New Orleans Saints
6	(166th)	Elijah Williams	CB	Atlanta Falcons

1997

1	(7th)	Ike Hilliard	WR	New York Giants
1	(16th)	Reidel Anthony	WR	Tampa Bay Buccaneers
4	(99th)	Danny Wuerffel	QB	New Orleans Saints
5	(134th)	Jeff Mitchell	C	Baltimore Ravens

1996

3	(78th)	Mark Campbell	DE	Denver Broncos
4	(96th)	Jason Odom	OT	Tampa Bay Buccaneers
6	(172nd)	Dexter Daniels	LB	Baltimore Ravens
6	(184th)	Reggie Green	OL	Seattle Seahawks
6	(185th)	Chris Doering	WR	Jacksonville Jaguars
7	(225th)	Johnie Church	DE	Seattle Seahawks

1995

1	(6th)	Kevin Carter	DE	St. Louis Rams
1	(15th)	Ellis Johnson	DT	Indianapolis Colts
4	(116th)	Jack Jackson	WR	Chicago Bears
6	(180th)	Henry McMillian	DT	Seattle Seahawks

1994

2	(34th)	Errict Rhett	RB	Tampa Bay Buccaneers
3	(109th)	Willie Jackson	WR	Dallas Cowboys
6	(138th)	Harrison Houston	WR	Atlanta Falcons
6	(147th)	William Gaines	DT	Miami Dolphins
SD	(25th)	Darren Mickell	DE	Kansas City Chiefs

1993

6	(142nd)	Lawrence Hatch	DB	New England Patriots
7	(172nd)	Will White	FS	Phoenix Cardinals

Note: In 1993, the NFL Draft was reduced to seven rounds.

1992

4	(105th)	Tony McCoy	DT	Indianapolis Colts
5	(119th)	Dexter McNabb	FB	Green Bay Packers
5	(127th)	Cal Dixon	C	New York Jets
6	(156th)	Tony Rowell	OT	Los Angeles Raiders
7	(182nd)	Tim Paulk	LB	Atlanta Falcons
8	(206th)	Hesham Ismail	OG	Pittsburgh Steelers
9	(241st)	Ephesians Bartley	LB	Philadelphia Eagles
10	(264th)	Brad Culpepper	DT	Minnesota Vikings
12	(309th)	Michael Brandon	DE	Indianapolis Colts

1991

1	(15th)	Huey Richardson	DE	Pittsburgh Steelers
3	(62nd)	Godfrey Myles	LB	Dallas Cowboys
3	(73rd)	Ernie Mills	WR	Pittsburgh Steelers
6	(157th)	Richard Fain	DB	Cincinnati Bengals
8	(215th)	Jimmy Spencer	DB	Washington Redskins

1990

1	(17th)	Emmitt Smith	RB	Dallas Cowboys
4	(83rd)	Stacey Simmons	WR	Indianapolis Colts
5	(131st)	Cedric Smith	FB	Minnesota Vikings
9	(245th)	Tony Lomack	WR	Los Angeles Rams

1989

1	(12th)	Trace Armstrong	DT	Chicago Bears
1	(23rd)	David Williams	OT	Houston Oilers
1	(25th)	Louis Oliver	FS	Miami Dolphins
3	(68th)	Rhondy Weston	DT	Dallas Cowboys

1988

1	(21st)	Clifford Charlton	OLB	Cleveland Browns
2	(42nd)	Jarvis Williams	DB	Miami Dolphins
6	(162nd)	Bob Sims	OG	New Orleans Saints
7	(180th)	Kerwin Bell	QB	Miami Dolphins

1987

1	(27th)	Ricky Nattiel	WR	Denver Broncos
2	(55th)	Adrian White	DB	New York Giants
3	(68th)	Jeff Zimmerman	OL	Dallas Cowboys
6	(149th)	Ron Moten	OLB	Philadelphia Eagles
12	(318th)	Scott Armstrong	ILB	Dallas Cowboys
12	(323rd)	Keith Williams	DT	Minnesota Vikings

1986

1	(15th)	John L. Williams	FB	Seattle Seahawks
1	(27th)	Neal Anderson	RB	Chicago Bears
2	(48th)	Alonzo Johnson	OLB	Philadelphia Eagles
5	(121st)	Ray Criswell	P	Philadelphia Eagles
5	(131st)	Patrick Miller	OLB	San Diego Chargers
7	(187th)	Ray McDonald	WR	New England Patriots
8	(211th)	Alonzo Mitz	DT	Seattle Seahawks

1985

1	(6th)	Lomas Brown	OT	Detroit Lions
1	(27th)	Lorenzo Hampton	RB	Miami Dolphins
3	(76th)	Crawford Ker	OT	Dallas Cowboys
5	(139th)	Billy Hinson	OG	Denver Broncos
6	(164th)	Tim Newton	MG	Minnesota Vikings
11	(306th)	Gary Rolle	WR	Denver Broncos

1984

1	(11th)	Wilber Marshall	LB	Chicago Bears
3	(78th)	Tony Lilly	DB	Denver Broncos
8	(202nd)	Randy Clark	DB	Kansas City Chiefs
9	(232nd)	John Hunt	OG	Dallas Cowboys

1983

1	(13th)	James Jones	RB	Detroit Lions
4	(108th)	Chris Faulkner	TE	Dallas Cowboys
9	(229th)	Mike Mularkey	TE	San Francisco 49ers
10	(274th)	Dan Fike	OT	New York Jets

1982

Rd.	(Overall)	Name	Pos.	Team
2	(38th)	David Galloway	DT	St. Louis Cardinals
10	(253rd)	Brian Clark	K	New England Patriots
10	(271st)	Robin Fisher	DL	Miami Dolphins

1981

2	(37th)	Cris Collinsworth	WR	Cincinnati Bengals
6	(153rd)	Dock Luckie	DT	Kansas City Chiefs
7	(183rd)	David Little	LB	Pittsburgh Steelers
7	(190th)	Mike Clark	DE	Los Angeles Rams

1980

3	(75th)	Scot Brantley	LB	Tampa Bay Buccaneers
---	--------	---------------	----	----------------------

1979

7	(251st)	Mike Dupree	LB	Kansas City Chiefs
10	(178th)	Don Swafford	T	Philadelphia Eagles

1978

1	(3rd)	Wes Chandler	WR	New Orleans Saints
2	(38th)	Scott Hutchinson	DE	Buffalo Bills
4	(91st)	Terry LeCount	WR	San Francisco 49ers
5	(124th)	Earl Carr	RB	St. Louis Cardinals
5	(128th)	Willie Wilder	RB	Green Bay Packers
6	(159th)	Tony Green	RB	Washington Redskins
8	(197th)	Derrick Gaffney	WR	New York Jets
10	(259th)	Mark Totten	C	Green Bay Packers
11	(296th)	Charlie Williams	LB	New England Patriots
12	(311th)	Alan Williams	P	New York Jets

1977

9	(239th)	David Posey	K	San Francisco 49ers
10	(252nd)	Robert Morgan	RB	Tampa Bay Buccaneers
10	(253rd)	Alvin Cowans	DB	Pittsburgh Steelers
12	(310th)	Jimmy Stephens	TE	Pittsburgh Steelers

1976

2	(29th)	Sammy Green	LB	Seattle Seahawks
2	(30th)	Jimmy DuBose	RB	Tampa Bay Buccaneers
4	(111th)	Mike Smith	DE	Philadelphia Eagles
6	(157th)	Alvin Darby	TE	Seattle Seahawks
7	(199th)	James Richards	RB	New York Jets
12	(332nd)	Gerald Loper	G	San Francisco 49ers
13	(356th)	Mike Williams	T	Atlanta Falcons
14	(403rd)	Wayne Fields	DB	Pittsburgh Steelers

1975

1	(14th)	Glenn Cameron	LB	Cincinnati Bengals
2	(29th)	Ralph Ortega	LB	Atlanta Falcons
2	(44th)	Richard Lawless	G	Dallas Cowboys
8	(191st)	Preston Kendrick	LB	San Francisco 49ers

1974

3	(78th)	Nat Moore	WR	Miami Dolphins
4	(96th)	Vince Kendrick	RB	Atlanta Falcons
5	(113th)	Joseph Parker	WR	New Orleans Saints
12	(267th)	Ricky S. Brown	LB	Houston Oilers
12	(312th)	Jim Revels	DB	Miami Dolphins

1973

6	(143rd)	Fred Abbott	LB	Minnesota Vikings
11	(285th)	Willie B. Jackson	WR	Los Angeles Rams

1972

Rd.	(Overall)	Name	Pos.	Team
1	(14th)	John Reaves	QB	Philadelphia Eagles
12	(294th)	Mike Rich	RB	Green Bay Packers
14	(348th)	Tommy Durrance	RB	Pittsburgh Steelers
15	(390th)	Carlos Alvarez	WR	Dallas Cowboys

1971

1	(20th)	Jack Youngblood	DE	Los Angeles Rams
---	--------	-----------------	----	------------------

1970

1	(20th)	Steve Tannen	DB	New York Jets
10	(250th)	Malcolm Steen	G	San Diego Chargers

1969

1	(8th)	W. Larry Smith	RB	Los Angeles Rams
2	(47th)	Jim Yarbrough	TE	Detroit Lions
5	(109th)	Guy Dennis	G	Cincinnati Bengals
17	(434th)	Larry Rentz	DB	San Diego Chargers

1968

3	(63rd)	Richard Trapp	E	Buffalo Bills
---	--------	---------------	---	---------------

1967

1	(3rd)	Steve Spurrier	QB	San Francisco 49ers
3	(57th)	Jimmy Jordan	HB	Atlanta Falcons

1966

2		Larry Gagner	G	Pittsburgh Steelers
3		Larry Gagner	G	Miami Dolphins (AFL)
3		Randy Jackson	T	Buffalo Bills (AFL)
4		Randy Jackson	T	Chicago Bears
6		Charley Casey	FL	Atlanta Falcons
15		Harold Seymour	HBK	Washington Redskins
18		Harold Seymour	HBK	Kansas City Chiefs (AFL)

1965

5		Roger Pettee	LB	Dallas Cowboys
6		A. Dennis Murphy	T	Houston Oilers (AFL)
10		Frank Pennie	T	Detroit Lions
10		A. Dennis Murphy	T	Chicago Bears
15		Larry Gagner	T	Cleveland Browns
19		Berry Brown	ELB	Baltimore Colts

1964

6		Merrell Brown	E	Washington Redskins
7		Hagood Clarke, III	B	San Francisco 49ers
15		Berry Brown	E	Pittsburgh Steelers
18		Hagood Clarke, III	B	Buffalo Bills (AFL)

1963

2		Frank Lasky	T	New York Giants
3		Dick Skelly	B	New York Giants
6		Anton Peters	T	Denver Broncos (AFL)
8		Anton Peters	T	Los Angeles Rams
9		Robert Hoover	B	Minnesota Vikings
11		Lindy Infante	HB	Buffalo Bills (AFL)
12		Lindy Infante	HB	Cleveland Browns
14		Frank Lasky	T	San Diego Chargers
19		Bruce Starling	HB	Denver Broncos (AFL)

1962

Rd. (Overall)	Name	Pos.	Team
4	Thomas F. Dean	T	San Francisco 49ers
8	Paul White	HB	Minnesota Vikings
8	Paul White	HB	Buffalo Bills (AFL)
15	Floyd Dean	T	Oakland Raiders (AFL)
29	Jim Beaver	G	Buffalo Bills (AFL)
30	Don Goodman	HB	Dallas Texans (AFL)
31	Louis Hicks	T	New York Titans (AFL)

1961

7	Pat Patchen	E	Denver Broncos (AFL)
8	Jim Beaver	G	Philadelphia Eagles
13	Don Goodman	B	Dallas Cowboys
19	Jack Espanship	HB	Los Angeles Chargers (AFL)

1960

6	Dave Hudson	E	Washington Redskins
11	Bob Wehking	C	Baltimore Colts
17	Jim Beaver	T	Baltimore Colts

1960 AFL Organizational Draft

(No rounds available)

Jim Beaver	T	Dallas Texans (AFL)
William Hudson	E	Denver Broncos (AFL)
Bobby Joe Green	HB	Denver Broncos (AFL)
Perry McGriff	E	Los Angeles Chargers (AFL)
Bob Wehking	C	Los Angeles Chargers (AFL)
Dan Edgington	E	Minneapolis (AFL)*

*Minneapolis subsequently gave up their AFL franchise in lieu of an NFL franchise shortly after the 1960 draft. All selections by Minneapolis hence became property of the newly formed Oakland Raiders' AFL franchise.

1959

9	Bobby Joe Green	HB	San Francisco 49ers
16	Dan Edgington	E	Green Bay Packers
24	Joe Hergert	C	Green Bay Packers
28	Don Fleming	B	Chicago Cardinals
29	Perry McGriff	B	Baltimore Colts

1958

2	Charles Mitchell	G	Cleveland Browns
9	Bernie Parrish	B	Cleveland Browns
10	Val Heckman	T	San Francisco 49ers
15	Ed Sears	B	Pittsburgh Steelers
20	Lou Pelham	E	Washington Redskins
25	Jim Roundtree	B	Baltimore Colts

1957

4	Jackie Simpson	B	Baltimore Colts
5	John Barrow	G	Detroit Lions
5	Larry Wesley	T	New York Giants
8	Billy Booker	B	New York Giants
16	Joe Brodsky	B	Washington Redskins
18	Jim Eaton	E	New York Giants
24	Donald Hicks	T	New York Giants

1956

5	Don Chandler	B	New York Giants
6	Fred Cason	B	New York Giants
16	Ray T. Brown	B	Chicago Bears
25	Harry Spears	B	New York Giants
28	Bobby Lance	QB	Green Bay Packers

1955

3	Malcolm Hammock	B	Chicago Cardinals
23	George Medved	T	Los Angeles Rams
28	Arch Cassidy	T	Washington Redskins
29	Bill Dearing	B	Detroit Lions

1954

2	Rick Casares	B	Chicago Bears
7	Jack O'Brian	E	Pittsburgh Steelers
8	Dan Hunter	T	Philadelphia Eagles
15	Joe D'Agostino	G	Baltimore Colts
17	Howard Chapman	T	Cleveland Browns

1953

4	Dwayne Douglas	T	New York Giants
5	Buford Long	B	New York Giants
17	Reed Quinn	B	Pittsburgh Steelers
22	Mike Kelly	E	New York Giants
25	Haywood Sullivan	B	Chicago Cardinals

1952

13	Carroll McDonald	C	Detroit Lions
25	Charlie LaPradd	T	Green Bay Packers

1950

1	*Chuck Hunsinger	B	Chicago Bears
13	Fred Dempsey	G	Chicago Bears
14	James W. Kynes, Jr.	C	Pittsburgh Steelers
26	Gaspar Vaccaro	B	Pittsburgh Steelers

*Pick acquired in trade with the New York Bulldogs

1948

8	Bob Forbes	B	Boston Yanks
20 (136th)	*Bob Forbes	B	New York Yankees (AAFC)
25	Doug Beldon	B	Chicago Cardinals

*The All-American Football Conference held its own draft in 1947-49. The AAFC merged with the NFL in 1950.

1946

23	Kay Jamison	E	Los Angeles Rams
24	Roger Adams	C	Pittsburgh Steelers
30	Nick Klutka	E	Boston Yanks

1945

1	Paul Duhart	B	Pittsburgh Steelers
4	Roger Adams	C	Pittsburgh Steelers
18	Broughton Williams	E	Chicago Bears

1943

10	Fondren Mitchell	B	Chicago Cardinals
25	Gene Lee	C	Brooklyn Dodgers
29	Floyd Konesty	G	Cleveland Rams
29	Bill Corry	B	Washington Redskins

1942

20	Milton Hull	T	New York Giants
----	-------------	---	-----------------

1941

16	Julius Battista	G	New York Giants
----	-----------------	---	-----------------

1940

5	Clark Goff	T	Pittsburgh Steelers
---	------------	---	---------------------

1938

6	Walter Mayberry	B	Cleveland Rams
---	-----------------	---	----------------

WASHINGTON REDSKINS

Year	Rd.	Player	Pos.
2015	3	Matt Jones	RB
2013	3	Jordan Reed	TE
2011	7	Maurice Hurt	G
2003	2	Taylor Jacobs	WR
1991	8	Jimmy Spencer	DB
1978	6	Tony Green	RB
1966	15	Harold Seymour	HB-K
1964	6	Merrell Brown	E
1960	6	William Hudson	E
1958	20	Lou Pelham	E
1957	16	Joe Brodsky	B
1955	28	Arch Cassidy	T
1943	29	Bill Corry	B

Franchise located in Boston prior to 1937 and known as the Braves prior to 1933.

SELECTIONS MADE BY TEAMS NOW DEFUNCT

BOSTON YANKS

Year	Rd.	Player	Pos.
1948	8	Bob Forbes	B
1946	30	Nick Klutka	E

Franchise folded after the 1948 season.

BROOKLYN DODGERS

Year	Rd.	Player	Pos.
1943	25	Gene Lee	C

Franchise folded after the 1944 season.

NEW YORK YANKEES (AAFC)

Year	Rd.	Player	Pos.
1948	20	Bob Forbes	B

Franchise was a member of the All-American Football Conference that merged with the NFL in 1950. The AAFC held its own separate draft from 1947-49. The Yankees last played in the NFL in 1951.

LAST TIME A GATOR WAS DRAFTED

By Round...

Round	Player	Team	Year
1st round:	Dante Fowler, Jr.	Jacksonville	2015
	D.J. Humphries	Arizona	2015
2nd round:	Jon Bostic	Chicago	2013
	Chaz Green	Dallas	2015
3rd round:	Matt Jones	Washington	2015
	Max Garcia	Denver	2015
4th round:	Neiron Ball	Oakland	2015
5th round:	Jon Halapio	New England	2014
6th round:	Andre Debose	Oakland	2015
	Trenton Brown	San Francisco	2015

By Position...

Position	Player	Team	Year	Round
OFFENSE Quarterback:	Tim Tebow	Denver	2010	1st
	Dexter McNabb	Green Bay	1992	5th
Running Back:	Matt Jones	Washington	2015	3rd
Tackle:	D.J. Humphries	Arizona	2015	1st
	Chaz Green	Dallas	2015	3rd
	Trenton Brown	Arizona	2015	7th
Guard:	Jon Halapio	New England	2014	6th
Center:	Max Garcia	Denver	2015	4th
Wide Receiver:	Andre Debose	Oakland	2015	7th
Tight End:	Jordan Reed	Washington	2013	3rd

HIGHEST TOTAL OF GATORS DRAFTED BY YEAR

Selected	Year
10	1978
9	2010, 2007, 1992
8	2015, 2013, 2003, 2002, 1999, 1976
7	1986, 1957
6	1996, 1987, 1985, 1963, 1960, 1958
5	2004, 2000, 1998, 1991, 1974, 1965, 1962, 1959, 1956, 1954, 1953
4	2014, 2011, 2001, 1997, 1995, 1994, 1990, 1989, 1988, 1984, 1983, 1981, 1977, 1975, 1972, 1969, 1966, 1961, 1955, 1950, 1943
3	2009, 2006, 2005, 1946, 1945
2	2012, 2008, 1993, 1982, 1979, 1973, 1970, 1967, 1964, 1952, 1948
1	1980, 1971, 1968, 1942, 1941, 1940, 1938

DEFENSE

Tackle:	Dominique Easley	New England	2014	1st
End:	Jermaine Cunningham	New England	2010	2nd
	Carlos Dunlap	Cincinnati	2010	2nd
Linebacker:	Dante Fowler, Jr.	Jacksonville	2015	1st
	Neiron Ball	Oakland	2015	5th
Cornerback:	Jaylen Watkins	Philadelphia	2014	4th
Safety:	Matt Elam	Baltimore	2013	1st
	Josh Evans	Jacksonville	2013	6th

SPECIALISTS

Punter:	Ray Criswell	Philadelphia	1986	5th
Kicker:	Caleb Sturgis	Miami	2013	5th

ALL-TIME RESULTS

Year	W	L	T	SEC Record	SEC Rank	National Rank*	Coach	Captains
1906	5	3	0				James Forsythe	T.G. Hancock
1907	4	1	1				James Forsythe	Roy W. Corbett
1908	5	2	1				James Forsythe	Wm. W. (Gric) Gibbs
1909	6	1	1				G.E. Pyle	Ralph Rader
1910	6	1	0				G.E. Pyle	Dummy Taylor
1911	5	0	1				G.E. Pyle	N.S. Storter
1912	5	2	1				G.E. Pyle	Sam Buie
1913	4	3	0				G.E. Pyle	Louis Tenny
1914	5	2	0				Charles McCoy	John Sutton, Puss Hancock
1915	4	3	0				Charles McCoy	A.A. Lotspeich
1916	0	5	0				Charles McCoy	Rex Farrior
1917	2	4	0				Al Buser	Arthur Fuller, S.A.B. Wilkinson
1918	0	1	0				Al Buser	Gordon Clemons
1919	5	3	0				Al Buser	J. Sparkman
1920	6	3	0				William Kline	Paul Baker
1921	6	3	2				William Kline	Carl "Tootie" Perry
1922	7	2	0				William Kline	F.H. Duncan
1923	6	1	2				J.A. VanFleet	Robbie Robinson
1924	6	2	2				J.A. VanFleet	"Ark" Newton
1925	8	2	0				Tom Sebring	Edgar Jones
1926	2	6	2				Tom Sebring	Lamar Sarra
1927	7	3	0				Tom Sebring	Bill Middlekauf
1928	8	1	0				Charles Bachman	Ernest J. Bowyer
1929	8	2	0				Charles Bachman	Rainey Cawthon
1930	6	3	1				Charles Bachman	L.R. Bethea
1931	2	6	2				Charles Bachman	E.N. Parnell
1932	3	6	0				Charles Bachman	Joe Jenkins
1933	5	3	1	2-3	7*		D.K. Stanley	Sam Davis
1934	6	3	1	2-2-1	6		D.K. Stanley	Chuck Rogers
1935	3	7	0	1-6	10		D.K. Stanley	W.W. Chase, Jr.
1936	4	6	0	1-5	10		Josh Cody	Julian Lane
1937	4	7	0	3-4	8		Josh Cody	Walter Mayberry
1938	4	6	1	2-2-1	6		Josh Cody	Frank Koscis
1939	5	5	1	0-3-1	8		Josh Cody	Clark Goff
1940	5	5	0	2-3	8		Thomas J. Lieb	W.L. (Bud) Walton
1941	4	6	0	1-3	10		Thomas J. Lieb	Bill Robinson
1942	3	7	0	1-3	8		Thomas J. Lieb	Bill Corry, O'Neal Hill
1943				-- No Team --				
1944	4	3	0	0-3	9		Thomas J. Lieb	Joe Graham
1945	4	5	1	1-3-1	8*		Thomas J. Lieb	Hugo Miller
1946	0	9	0	0-5	11		Raymond B. Wolf	William Raborn
1947	4	5	1	0-3-1	9		Raymond B. Wolf	Charlie Fields
1948	5	5	0	1-5	9*		Raymond B. Wolf	Fletcher Groves
1949	4	5	1	1-4-1	10*		Raymond B. Wolf	Jimmy Kynes
1950	5	5	0	2-4	8		Bob Woodruff	Angus Williams
1951	5	5	0	2-4	6*		Bob Woodruff	Jim French, Carroll McDonald
1952	8	3	0	3-3	6		Bob Woodruff	Bubba Ware, Charlie LaPradd
1953	3	5	2	1-3-2	6		Bob Woodruff	Jack O'Brien, Rick Casares, Sonny May
1954	5	5	0	5-2	3*		Bob Woodruff	Jerry Bilyk, Larry Scott
1955	4	6	0	3-5	8		Bob Woodruff	Steve DeLa Torre, Ray Brown
1956	6	3	1	5-2	3		Bob Woodruff	John Barrow
1957	6	2	1	4-2-1	3*	(17/NR/NR)	Bob Woodruff	Charlie Mitchell
1958	6	4	1	2-3-1	7*	(14/NR/15)	Bob Woodruff	Don Fleming
1959	5	4	1	2-4	7	(19/NR/NR)	Bob Woodruff	Dave Hudson
1960	9	2	0	5-1	2	(18/NR/16)	Ray Graves	Bill Hood
1961	4	5	1	3-3	5		Ray Graves	Jim Beaver
1962	7	4	0	4-2	5		Ray Graves	Lindy Infante, Bruce Culpepper
1963	6	3	1	3-3-1	7		Ray Graves	Jimmy Morgan
1964	7	3	0	4-2	2*		Ray Graves	Larry Dupree
1965	7	4	0	4-2	3	(NR/NR/12)	Ray Graves	Bruce Bennett, Larry Beckman
1966	9	2	0	5-1	2	(NR/NR/11)	Ray Graves	Bill Carr, Jerry Anderson
1967	6	4	0	4-2	3*		Ray Graves	Graham McKeel, Wayne McCall

COACHES
PLAYERS
2014 RECAP
HISTORY
HONORS
NEL GATORS
RESULTS
RECORDS
LETTERWINNERS
WEATHLETICS

Year	W	L	T	SEC Record	SEC Rank	National Rank*	Coach	Captains
1968	6	3	1	3-2-1	4*		Ray Graves	Bill Dorsey, Guy Dennis
1969	9	1	1	3-1-1	4	(14/NR/17)	Ray Graves	Mac Steen, Tom Abdelnour
1970	7	4	0	3-3	5		Doug Dickey	Donny Williams, Mike Kelley
1971	4	7	0	1-6	6*		Doug Dickey	Tommy Durrance, John Reaves, Harvin Clark
1972	5	5	1	3-3-1	6		Doug Dickey	Fred Abbott
1973	7	5	0	3-4	5*	(NR/NR/20)	Doug Dickey	Vince Kendrick, David Hitchcock
1974	8	4	0	3-3	3*	(15/NR/12)	Doug Dickey	Lee McGriff, Ralph Ortega
1975	9	3	0	5-1	2*		Doug Dickey	Jimmy DuBose, Sammy Green
1976	8	4	0	4-2	3		Doug Dickey	Jimmy Fisher, Darrell Carpenter, Alvin Cowans
1977	6	4	1	3-3	5		Doug Dickey	Scott Hutchinson, Wes Chandler, Charlie Williams
1978	4	7	0	3-3	4*		Doug Dickey	Don Swafford, Mike DuPree
1979	0	10	1	0-6	9*		Charley Pell	Bill Bennek, Nap Green, Chuck Hatch
1980	8	4	0	4-2	3*	(NR/NR/19)	Charley Pell	Rod Brooks, Cris Collinsworth, David Little
1981	7	5	0	3-3	3*		Charley Pell	Brian Clark, David Galloway, James Jones
1982	8	4	0	3-3	5*	(NR/25/NR)	Charley Pell	James Jones, Tom Wiegmann, Doug Drew
1983	9	2	1	4-2	3*	(6/9/6)	Charley Pell	Wayne Peace, Fred McCallister, Doug Drew
1984	9	1	1	5-0-1	1#	(3/3/7)	Charley Pell, Galen Hall**	Lomas Brown, Alonzo Johnson, Patrick Miller
1985	9	1	1	5-1	1*%	(5/5/NR)	Galen Hall	Neal Anderson, Alonzo Johnson, Ray Criswell
1986	6	5	0	2-4	4*		Galen Hall	Ricky Nattiel, Scott Armstrong, Dwayne Ferguson
1987	6	6	0	3-3	5		Galen Hall	Kerwin Bell, Clifford Charlton, James Massey
1988	7	5	0	4-3	3*		Galen Hall	David Williams, Louis Oliver, Owen Bartruff
1989	7	5	0	4-3	2*		Galen Hall, Gary Darnell**	Cedric Smith, Pat Moorero, Kerry Watkins
1990	9	2	0	6-1	1%	(12/13/NR)	Steve Spurrier	Chris Bromley, Glenn Neely, Ernie Mills, Huey Richardson, Godfrey Myles
1991	10	2	0	7-0	1	(7/8/7)	Steve Spurrier	Cal Dixon, Brad Culpepper, Tim Paulk
1992	9	4	0	6-2	2, 1E*	(10/11/11)	Steve Spurrier	Shane Matthews, Carlton Miles
1993	11	2	0	7-1	1*, 1E	(5/4/5)	Steve Spurrier	Erick Rhett, William Gaines, Ed Robinson, Harrison Houston
1994	10	2	1	7-1	1*, 1E	(7/7/7)	Steve Spurrier	Aubrey Hill, Terry Dean, Ellis Johnson, Henry McMillian, Larry Kennedy
1995	12	1	0	8-0	1*, 1E	(2/3/2)	Steve Spurrier	Chris Doering, Ben Hanks, Reggie Green, Mark Campbell, Jason Odom
1996	12	1	0	8-0	1*, 1E	(1/1)	Steve Spurrier	James Bates, Anthon Lott, Jeff Mitchell, Lawrence Wright, Danny Wuerrfel
1997	10	2	0	6-2	3*, 2E*	(4/6)	Steve Spurrier	Willie Rodgers, Fred Taylor, Dwayne Thomas, Fred Weary, Elijah Williams
1998	10	2	0	7-1	2, 2E	(5/6)	Steve Spurrier	Terry Jackson, Zach Piller, Ed Chester, Mike Peterson
1999	9	4	0	7-1	2, 1E	(12/14)	Steve Spurrier	Cooper Carlisle, Doug Johnson, Travis Taylor, Keith Kelsey, Eugene McCaslin, Derrick Chambers
2000	10	3	0	7-1	1*, 1E	(10/11)	Steve Spurrier	Alex Brown, Derrick Chambers, Jesse Palmer, Gerard Warren, Alex Willis
2001	10	2	0	6-2	3, 2E	(3/3)	Steve Spurrier	Andra Davis, Marquand Manuel, Robert Gillespie, Rob Roberts
2002	8	5	0	6-2	2, 2E	(NR/24)	Ron Zook	Earnest Graham, Rex Grossman, Byron "Bam" Hardmon, Taylor Jacobs, Todd Johnson
2003	8	5	0	6-2	3*, 1*E	(24/25)	Ron Zook	Daryl Dixon, Keiwan Ratliff, Max Starks, Ben Troupe
2004	7	5	0	4-4	5*, 3*E	(NR/25)	Ron Zook, Charlie Strong**	Channing Crowder, Mike Degory, Ciatrick Fason, Travis Harris
2005	9	3	0	5-3	5*, 2*E	(12/16)	Urban Meyer	Vernell Brown, Mike Degory, Jarvis Herring, Chris Leak, Jeremy Mincey
2006	13	1	0	7-1	1*, 1E	(1/1)	Urban Meyer	Dallas Baker, Jemalle Cornelius, Earl Everett, Billy Latsko, Chris Leak, Ray McDonald
2007	9	4	0	5-3	4*, 3E	(13/16)	Urban Meyer	Andre Caldwell, Derrick Harvey, Tony Joiner, Drew Miller, Phil Trautwein
2008	13	1	0	7-1	1*, 1E	(1/1)	Urban Meyer	Louis Murphy, James Smith, Brandon Spikes, Ryan Stamper, Tim Tebow, Phil Trautwein
2009	13	1	0	8-0	2, 1E	(3/3)	Urban Meyer	Brandon James, Joey Sorrentino, Brandon Spikes, Ryan Stamper, Tim Tebow
2010	8	5	0	4-4	7, 2E	(NR/NR)	Urban Meyer	Ahmad Black, Duke Lemmens, A.J. Jones, Lawrence Marsh, Mike Pouncey, Justin Trattou
2011	7	6	0	3-5	7, 3E	(NR/NR)	Will Muschamp	John Brantley, Chris Rainey, Jeff Demps, Will Green, Jaye Howard
2012	11	2	0	7-1	1*, 1E*	(9/10)	Will Muschamp	Jon Bostic, Matt Elam, Mike Gillislee, Jon Halapio, Omar Hunter
2013	4	8	0	3-5	10, 5E	(NR/NR)	Will Muschamp	Trey Burton, Dominique Easley, Jon Halapio, Jon Harrison, Solomon Patton
2014	7	5	0	4-4	6*, 3E	(NR/NR)	Will Muschamp, DJ Durkin**	Dante Fowler, Jr., Max Garcia, Chaz Green, Antonio Morrison, Michael Taylor

—Starting in 1992, the SEC went to divisional play. Rankings: (AP/USA Today/UPI)

—AP began rankings in 1936; USA Today began rankings in 1982; UPI ranked teams from 1950-95

**Charley Pell went 1-1-1, coaching the first three games in 1984; Galen Hall went 8-0, coaching the final eight games. Galen Hall went 4-1, coaching the first five games in 1989; Gary Darnell went 3-4 coaching the final seven games. Ron Zook went 7-4 coaching the first 11 games of 2004; Charlie Strong went 0-1, coaching the final game. Will Muschamp went 6-5 in the first 11 games of 2014; DJ Durkin went 1-0 coaching the final game.

KEY: E Eastern Division
^ Won SEC Championship Game
Title Vacated
* Tie
% Ineligible for Championship

Period	Coach	Seasons	W	L	T	Pct.	Period	Coach	Seasons	W	L	T	Pct.	Period	Coach	Seasons	W	L	T	Pct.
1906-08	James Forsythe	3	14	6	2	0.682	1936-39	Josh Cody	4	17	24	2	0.419	1990-2001	Steve Spurrier	12	122	27	1	0.817
1909-13	G.E. Pyle	5	26	7	3	0.764	1940-45	Thomas J. Lieb	5	20	26	1	0.436	2002-04	Ron Zook	3	23	14	0	0.622
1914-16	Charles McCoy	3	9	10	0	0.474	1946-49	Raymond B. Wolf	4	13	24	2	0.359	2004	Charlie Strong	1	0	1	0	0.000
1917-19	Al Buser	3	7	8	0	0.467	1950-59	Bob Woodruff	10	53	42	6	0.554	2005-10	Urban Meyer	6	65	15	0	0.813
1920-22	William Kline	3	19	8	2	0.690	1960-69	Ray Graves	10	70	31	4	0.686	2011-14	Will Muschamp	4	28	21	0	0.579
1923-24	J.A. VanFleet	2	12	3	4	0.737	1970-78	Doug Dickey	9	58	43	2	0.573	2014	DJ Durkin	1	1	0	0	1.000
1925-27	Tom Sebring	3	17	11	2	0.600	1979-84	Charley Pell	5+	33	26	3	0.556	Totals	108	691	400	40	0.629	
1928-32	Charles Bachman	5	27	18	3	0.594	1984-89	Galen Hall	5+	40	18	1	0.686	*No team in 1943						
1933-35	D.K. Stanley	3	14	13	2	0.517	1989	Gary Darnell	1	3	4	0	0.429							

THE SWAMP QUICK FACTS

Seasons:	85 (first season was 1930)
Record:	316-103-13 (.747)
UF vs. SEC:	146-64-7 (.689)
Capacity:	88,548
Largest Crowd:	90,907 – Nov. 28, 2009 vs. Florida State
Longest Win Streak:	30 games (Oct. 29, 1994 – Sept. 18, 1999)
Largest Margin of Victory:	76 (82-6 vs. Central Michigan, 1997)

Florida Field Best Seasonal Attendance Average

2009	90,635
2008	90,544
2010	90,511
2006	90,409
2007	90,388
2005	90,177
2011	89,061
2004	88,409
2013	87,440
2014	85,834
1999	85,493
1997	85,463
2001	85,432
1996	85,404
1998	85,299
1994	85,284
2000	85,253

Longest Home Win Streaks in Florida History

Games	Started	Ended
30	10/29/1994	10/2/1999
23	9/8/1990	11/27/1993
20	11/28/1909	10/20/1917
18	10/16/2004	9/30/2007
17	9/12/1981	9/8/1984
17	11/17/1973	10/8/1977

Home Records Since 1990

	Record	Pct.
1. Nebraska	146-23	.864
2. Florida State	123-20-1	.858
3. Florida	135-24	.849
4. Kansas State	134-27-1	.830
5. Texas A&M	120-35-1	.772

FLORIDA FIELD RECORDS**OFFENSIVE TEAM RECORDS****Rushing Yards:**

531 vs. Utah, 1977
466 vs. New Mexico, 1989
454 vs. Vanderbilt, 1975
415 vs. Houston, 1976
404 vs. Duke, 1975
394 vs. Citadel, 2008
394 vs. West Texas, 1982
393 vs. Cincinnati, 1984
391 vs. Duke, 1974
390 vs. Furman, 1950

Passing Yards:

512 vs. SW Louisiana, 1993
506 vs. Northern Illinois, 1995
471 vs. Northern Illinois, 1991
463 vs. Southern Miss., 1994
452 vs. Kentucky, 1998
449 vs. Mississippi State, 1993
443 vs. Florida State, 1995
433 vs. UCF, 2006
420 vs. South Carolina, 1994
414 vs. South Carolina, 1998

Total Offense:

774 vs. West Texas State, 1982
708 vs. Central Michigan, 1997
705 vs. Citadel, 2008
695 vs. Northern Illinois, 1995
665 vs. Eastern Michigan, 2014
663 vs. Troy, 2009
658 vs. Georgia Southern, 1996
642 vs. SW Louisiana, 1993
637 vs. UCF, 2006
635 vs. LSU, 1996

OFFENSIVE INDIVIDUAL RECORDS**Rushing Yards:**

316 – Emmitt Smith, vs. New Mexico, 1989
210 – Ciatrick Fason, vs. Kentucky, 2004
204 – Jimmy DuBose, vs. Florida State, 1975
202 – Emmitt Smith, vs. Vanderbilt, 1989
199 – Chuck Hunsinger, vs. Furman, 1949
193 – Errict Rhett, vs. Kentucky, 1992
180 – Jimmy DuBose, vs. Vanderbilt, 1975
179 – John L. Williams, vs. West Texas State, 1982
177 – Bobby Forbes, vs. Jax NAS, 1944
175 – Emmitt Smith, vs. Temple, 1987

Longest Rushing Plays:

96 – Emmitt Smith vs. Mississippi State, 1988
91 – Willie Wilder vs. Mississippi State, 1976
86 – John L. Williams vs. West Texas State, 1982
84 – Bobby Lance vs. Auburn, 1954
90 – Percy Harvin vs. South Carolina, 2008
80 – Jimmy DuBose vs. Vanderbilt, 1975
76 – Chris Rainey vs. Charleston Southern, 2009
75 – Bob Hoover vs. Texas A&M, 1962
75 – Lorenzo Hampton vs. West Texas State, 1982

Passing Yards:

458 – Eric Kresser vs. Northern Illinois, 1995
449 – Danny Wuerffel vs. Mississippi State, 1993
448 – Terry Dean vs. SW Louisiana, 1993
443 – Danny Wuerffel vs. Florida State, 1995
381 – Danny Wuerffel vs. Tennessee, 1995
362 – Shane Matthews vs. Kentucky, 1991
360 – Doug Johnson vs. South Carolina, 1998
357 – Danny Wuerffel vs. South Carolina, 1994
352 – Chris Leak vs. UCF, 2006
351 – Shane Matthews vs. Mississippi State, 1990

Receiving Yards:

222 – Travis McGriff vs. South Carolina, 1998
216 – Demarcus Robinson vs. Kentucky, 2014
199 – Chris Doering vs. Mississippi State, 1993
192 – Ike Hilliard vs. Florida State, 1995
186 – Percy Harvin vs. Ole Miss, 2008
185 – Jacquez Green vs. Tennessee, 1997
182 – Carlos Alvarez vs. Houston, 1969
169 – Chris Doering vs. Vanderbilt, 1995
168 – Jabar Gaffney vs. South Carolina, 2000
165 – Cris Collinsworth vs. Mississippi State, 1978

Consecutive Completions:

17 – Chris Leak vs. Wyoming, 2005

Longest Passing Plays:

96 – Eric Kresser to Jacquez Green vs. Northern Illinois, 1995
92 – Kyle Morris to Stacey Simmons vs. Montana State, 1988
87 – Eric Kresser to Reidel Anthony vs. Southern Miss., 1994
84 – Kyle Morris to Tony Lomack vs. Louisiana Tech, 1989
83 – John Brantley to Chris Rainey vs. Tennessee, 2011
82 – Kerwin Bell to Frankie Neal vs. Florida State, 1985
80 – John Brantley to Andre Debose vs. Furman, 2011
80 – Chris Leak to Chad Jackson vs. Louisiana Tech, 2005
77 – Kyle Morris to Stacey Simmons vs. Indiana State, 1988
77 – Tim Tebow to Deonte Thompson vs. Arkansas, 2009
77 – Danny Wuerffel to Jacquez Green vs. Vanderbilt, 1995

Total Offense:

460 – Eric Kresser vs. Northern Illinois 1995, 458 pass, 2 run
428 – Danny Wuerffel vs. Mississippi State 1993, 449 pass, -21 run
424 – Tim Tebow vs. South Carolina 2007, 304 pass, 120 run
418 – Terry Dean vs. SW Louisiana 1993, 448 pass, -30 run
407 – Danny Wuerffel vs. Florida State 1995, 443 pass, -36 run
377 – Danny Wuerffel vs. Tennessee 1995, 381 pass, -4 run
375 – Doug Johnson vs. South Carolina 1998, 360 pass, 15 run
369 – Tim Tebow vs. Florida Atlantic 2007, 338 pass, 31 run
368 – Chris Leak vs. UCF 2006, 352 pass, 16 run
360 – Tim Tebow vs. Tennessee, 299 pass, 61 run

FLORIDA FIELD TIMELINE

1906-11 When the Gator football program started in 1906 under Head Coach James Forsythe, prior to the existence of The Swamp, Florida played home football games in Gainesville at the “ball park field,” which is now located on the old Arlington Street bordering the Utility Center. The Gators compiled an 18-1-1 record from 1906-11.

1912-29 From 1912-29, Florida football was played at Fleming Field on the UF campus. Situated just north of the current Ben Hill Griffin Stadium, the Gators went 46-6-1 on Fleming Field prior to playing on Florida Field.

April 16, 1930 Construction begins on original Florida Field.

October 27, 1930 Construction completed on original Florida Field (capacity 21,769). The original stadium consisted of the lower half of the current stadium.

November 8, 1930 Dedication of Florida Field as sellout crowd of 21,769 watches Florida vs. Alabama. The legendary Red Barber, a UF student, called the play-by-play.

October 13, 1934 Florida Field dedicated to memory of servicemen who died in World War I.

December 16, 1949 Plans drawn to add 11,200 seats to west stands. Expansion completed for 1950 season, bringing total capacity, including temporary bleachers, to 40,116.

September 23, 1950 The first night game is played at Florida Field vs. The Citadel.

December 1965 Construction started on the 10,000-seat addition on the east side, bringing permanent seating to 56,164. Also, temporary bleachers were moved into the south end zone for total capacity of 62,800 during 1966 season.

April 1971 Artificial surface installed.

August 1982 Completion of south end zone, bringing capacity to 72,000. Athletic training center, skybox tower and modern press box also involved in this project.

September 9, 1989 Football stadium named Ben Hill Griffin Stadium at Florida Field during dedication ceremonies. The stadium is named in honor of Ben Hill Griffin Jr., a life-long Gator supporter and fan who had been extremely benevolent and generous to several sectors at the University of Florida.

June 30, 1990 Natural grass replaced the artificial turf at Florida Field.

September, 1991 Construction completed on new north end zone. Capacity stood at 83,000, making Florida Field one of the eight largest on-campus collegiate football stadiums in the nation and the largest stadium in the state of Florida. The north end zone addition cost \$17 million, but involved no state funding.

November 30, 1991 Ben Hill Griffin Stadium became the site of the largest football crowd (collegiate or professional) in state of Florida history (85,461 vs. Florida St.). During the 1991 and 1992 seasons, the stadium was the site of the 12 largest crowds in state history.

October 12, 1991 The official dedication of the new north end zone was held as Florida played Tennessee. Red Barber, who called the original dedication game in 1930, was UF's special guest of honor.

End of 1991 Season Head Coach Steve Spurrier tagged Ben Hill Griffin Stadium at Florida Field “The Swamp.” Spurrier says, “The Swamp is where Gators live. We feel comfortable there, but we hope our opponents feel tentative. A swamp is hot and sticky and can be dangerous.”

Prior to 1998 Season Florida completed a \$5 million renovation of the Ben Hill Griffin Training Complex in the south end zone, making the facility one of the nation's elite.

Prior to 2003 Season Construction was completed on a two-year, \$50 million stadium expansion/renovation that included the addition of 2,900 luxury club seats, expanded press level, renovated and enlarged Bull Gator Deck, enlarged President's Suite and 34 additional suites funded by private support from Gator Boosters and fans.

Prior to 2004 Season A high-resolution video board highlighted the brand new Daktronics scoreboard in the north end of Ben Hill Griffin Stadium. In addition, a state-of-the-art sound system was installed throughout the stadium. The project cost was \$2 million.

February 2007 Construction to the southwest area of the stadium began, including renovation to the football offices, weight room, training room and team areas.

August 2008 The \$28 million in construction and renovation to the James W. “Bill” Heavener Football Complex was completed, including an expansion of the strength and conditioning room, a new Gator Room, renovation to the football offices and a trophy complex with a tribute to Gator greats.

August 2009 Prior to the 2009 season, construction was completed on a \$5.6 million project installing Daktronics HD-16 high resolution screens to replace the old north and south end zone scoreboards.

April 2011 Statues of Florida's three Hesiman winners -- Steve Spurrier, Danny Wuerffel and Tim Tebow -- were unveiled on the west side of the stadium at halftime of the spring game.

Prior to 2012 Season Renovations to the West Concourse resulted in enhanced restroom facilities, better overall lighting, improved crowd circulation and wider concessions with more points of sale, including new food items not previously offered in the stadium.

BEN HILL GRIFFIN STADIUM AT FLORIDA FIELD

Top Attendance Games

	Att.	Date	Opponent	W/L	Score
1.	90,907	November 28, 2009	Florida State	W	37-10
2.	90,894	September 19, 2009	Tennessee	W	23-13
3.	90,888	October 1, 2011	Alabama	L	10-38
4.	90,885	November 13, 2010	South Carolina	L	14-36
5.	90,883	October 20, 2012	South Carolina	W	44-11
6.	90,833	September 6, 2008	Miami (FL)	W	26-3
7.	90,824	October 6, 2012	LSU	W	14-6
8.	90,798	November 26, 2011	Florida State	L	7-21
9.	90,744	September 17, 2011	Tennessee	W	33-23
10.	90,721	October 9, 2010	LSU	L	29-33

	Att.	Date	Opponent	W/L	Score
11.	90,716	September 17, 2005	Tennessee	W	16-7
12.	90,714	October 7, 2006	LSU	W	23-10
13.	90,707	September 15, 2007	Tennessee	W	59-20
14.	90,707	September 3, 2005	Wyoming	W	32-14
15.	90,703	November 11, 2006	South Carolina	W	17-16
16.	90,694	November 7, 2009	Vanderbilt	W	27-3
17.	90,685	September 29, 2007	Auburn	L	17-20
18.	90,684	October 11, 2008	LSU	W	51-21
19.	90,669	November 26, 2005	Florida State	W	34-7
20.	90,646	November 15, 2008	South Carolina	W	56-6

SITUATIONAL RECORDS

Record vs. Defending National Champion

Date	Opponent (Location)	W/L	Score
11/13/26	Alabama (Montgomery)	L	0-49
11/12/27	Alabama (Montgomery)	W	13-6
10/19/29	Georgia Tech (Atlanta)	L	6-19
11/15/52	Tennessee (Knoxville)	L	12-26
11/1/58	Auburn (Gainesville)	L	5-6
10/24/59	LSU (Gainesville)	L	0-9
10/8/77	Pittsburgh (Gainesville)	T	17-17
10/13/79	Alabama (Gainesville)	L	0-40
11/7/81	Georgia (Jacksonville)	L	21-26
9/1/84	Miami (Tampa)	L	20-32
12/4/93	Alabama* (Birmingham)	W	28-13
11/26/94	Florida State (Tallahassee)	T	31-31
9/18/99	Tennessee (Gainesville)	W	23-21
11/18/00	Florida State (Tallahassee)	L	7-30
9/7/02	Miami (Gainesville)	L	16-41
10/11/08	LSU (Gainesville)	W	51-21
10/2/10	Alabama (Tuscaloosa)	L	6-31
10/15/11	Auburn (Auburn)	L	6-17
11/29/14	Florida State (Tallahassee)	L	19-24

*SEC Championship Game

All-Time:	4-13-2
Home:	2-4-1
Away:	1-7-1
Neutral:	1-2-0
vs. SEC teams:	4-7-0

Memorable Rain Games (Since 1969)

Rain amounts from Weather Underground (wunderground.com)

Date	Opponent (Location)	W/L	Score	Rain
11/9/69	Georgia (Jacksonville)	L	51-0	n/a
11/25/72	LSU (Gainesville)	T	3-3	n/a
9/19/92	Tennessee (Knoxville)	L	31-14	0.01 in
10/30/93	Georgia (Jacksonville)	W	33-26	1.80 in
9/17/94	Tennessee (Knoxville)	W	31-0	0.75 in
9/16/95	Tennessee (Gainesville)	W	62-37	0.14 in
9/14/02 @	Ohio (Gainesville)	W	34-6	1.70 in
9/21/02	Tennessee (Knoxville)	W	30-13	2.25 in
9/11/04 #	Eastern Michigan (Gainesville)	W	49-10	0.17 in
9/1/07 \$	Western Kentucky (Gainesville)	W	49-3	0.08 in
11/29/08	Florida State (Tallahassee)	W	45-15	1.34 in
8/30/14 *	Idaho (Gainesville)	No Contest		1.81 in

@ - 46-minute lightning delay

- 104-minute lightning delay

\$ - Game called with 8:23 left in 4th quarter after 72-minute lightning delay

* - Game was declared "No Contest" after multiple lightning delays

Before and After Bye Weeks (Since 1990)

After a bye:	Overall	32-10
	Home	10-2
	Away	9-4
	Neutral	13-4
Before a bye:	Overall	26-16
	Home	18-4
	Away	8-12

WILL MUSCHAMP

After a Bye Week: 4-2 (2-0 Home, 1-0 Away, 1-2 Neutral)

10/29/11	Georgia (Jacksonville)	L	20-24
10/6/12	LSU (Gainesville)	W	14-6
9/21/13	Tennessee (Gainesville)	W	31-17
11/2/13	Georgia (Jacksonville)	L	20-23
10/4/14	Tennessee (Knoxville)	W	10-9
11/1/14	Georgia (Jacksonville)	W	38-20

Before a Bye Week: 1-5 (1-1 Home, 0-4 Away, 0-0 Neutral)

10/15/11	Auburn (Auburn)	L	6-17
9/22/12	Kentucky (Gainesville)	W	38-0
9/7/13	Miami (Miami)	L	16-21
10/5/13	Missouri (Columbia)	L	17-36
9/20/14	Alabama (Tuscaloosa)	L	21-42
10/18/14	Missouri (Gainesville)	L	13-42

URBAN MEYER

After a Bye Week: 8-0 (2-0 Home, 3-0 Away, 3-0 Neutral)

10/29/05	Georgia (Jacksonville)	W	14-10
11/26/05	Florida State (Gainesville)	W	34-7
10/28/06	Georgia (Jacksonville)	W	21-14
10/20/07	Kentucky (Lexington)	W	45-37
9/20/08	Tennessee (Knoxville)	W	30-6
10/25/08	Kentucky (Gainesville)	W	63-5
10/10/09	LSU (Baton Rouge)	W	13-3
10/30/10	Georgia (Jacksonville)	W	34-31/OT

Before a Bye Week: 3-5 (2-1 Home, 1-4 Away)

10/15/05	LSU (Baton Rouge)	L	17-21
11/12/05	South Carolina (Columbia)	L	22-30
10/14/06	Auburn (Auburn)	L	17-27
10/6/07	LSU (Baton Rouge)	L	24-28
9/6/08	Miami (Gainesville)	W	26-3
10/11/08	LSU (Gainesville)	W	51-21
9/26/09	Kentucky (Lexington)	W	41-7
10/16/10	Mississippi St. (Gainesville)	L	7-10

RON ZOOK

After a Bye Week: 2-2 (0-1 Home, 0-1 Away, 2-0 Neutral)

11/2/02	Georgia (Jacksonville)	W	20-13
11/30/02	Florida State (Tallahassee)	L	14-31
11/1/03	Georgia (Jacksonville)	W	16-13
11/29/03	Florida State (Gainesville)	L	34-38

Before a Bye Week: 4-0 (2-0 Home, 2-0 Away)

10/19/02	Auburn (Gainesville)	W	30-23
11/16/02	South Carolina (Gainesville)	W	28-7
10/18/03	Arkansas (Fayetteville)	W	33-28
11/15/03	South Carolina (Columbia)	W	24-22

STEVE SPURRIER

After a Bye Week: 18-6 (6-1 Home, 5-3 Away, 7-2 Neutral)

11/3/90	Auburn (Gainesville)	W	48-7
12/1/90	Florida State (Tallahassee)	L	30-45
11/2/91	Auburn (Auburn)	W	31-10
11/30/91	Florida State (Gainesville)	W	14-9
10/1/92	Mississippi State (Starkville)	L	6-30
10/2/93	Mississippi State (Gainesville)	W	38-24
10/30/93	Georgia (Jacksonville)	W	33-26
10/1/94	Ole Miss (Oxford)	W	38-14
10/29/94	Georgia (Gainesville)	W	52-14
9/30/95	Ole Miss (Gainesville)	W	28-10
10/28/95	Georgia (Athens)	W	52-17
10/21/96	Tennessee (Knoxville)	W	35-29
11/2/96	Georgia (Jacksonville)	W	47-7
11/30/96	Florida State (Tallahassee)	L	21-24
9/20/97	Tennessee (Gainesville)	W	33-20
11/1/97	Georgia (Jacksonville)	L	17-37
10/31/98	Georgia (Jacksonville)	W	38-7
10/30/99	Georgia (Jacksonville)	W	30-14
12/4/99	Alabama (Atlanta)*	L	7-34
10/28/00	Georgia (Jacksonville)	W	34-23
12/2/00	Auburn (Atlanta)*	W	28-6
9/22/01	Kentucky (Lexington)	W	44-10
10/27/01	Georgia (Jacksonville)	W	24-10
12/1/01	Tennessee (Gainesville)	L	32-34

*SEC Championship Game

Before a Bye Week: 18-6 (13-2 Home, 5-4 Away)

10/20/90	Akron (Gainesville)	W	59-0
11/17/90	Kentucky (Lexington)	W	47-15
10/19/91	Northern Illinois (Gainesville)	W	41-10
11/16/91	Kentucky (Gainesville)	W	35-26
9/19/92	Tennessee (Knoxville)	L	14-31
9/18/93	Tennessee (Gainesville)	W	41-34
10/16/93	Auburn (Auburn)	L	35-38
9/17/94	Tennessee (Knoxville)	W	31-0
10/15/94	Auburn (Auburn)	L	33-36
9/16/95	Tennessee (Gainesville)	W	62-37
10/14/95	Auburn (Auburn)	W	49-38
9/7/96	Georgia Southern (Gainesville)	W	62-14
10/19/96	Auburn (Gainesville)	W	51-10
11/16/96	South Carolina (Gainesville)	W	52-25
9/6/97	Central Michigan (Gainesville)	W	82-6
10/18/97	Auburn (Auburn)	W	24-10
10/17/98	Auburn (Gainesville)	W	24-3
10/16/99	Auburn (Auburn)	W	32-14
11/20/99	Florida State (Gainesville)	L	23-30
10/14/00	Auburn (Gainesville)	W	38-7
11/18/00	Florida State (Tallahassee)	L	7-30
9/8/01	Louisiana-Monroe (Gainesville)	W	55-6
10/14/01	Auburn (Gainesville)	L	20-23
11/17/01	Florida State (Gainesville)	W	37-13

OVERTIME GAMES

All-Time Overtime Record: 4-3

Home: 3-2 • Away: 0-1 • Neutral: 1-0

Sept. 19, 1998 at Tennessee L, 17-20

- This game marked the first overtime game for both No. 2 Florida and No. 6 Tennessee.
- The game was played at Tennessee in Neyland Stadium before a crowd of 107,653.
- During overtime, the game came down to field goals. Tennessee's Jeff Hall hit a 42-yard field goal and Florida's Collins Cooper missed a 32-yarder wide left to end the game.
- Quarterback Jesse Palmer completed each of his first 10 passes.

October 2, 1999 vs. Alabama L, 40-39

- The overtime loss marked the first time in 31 games that Florida lost in The Swamp.
- The contest had eight lead changes. Alabama had the ball for just less than 45 minutes compared to the Gators 17 minutes of possession.
- The 39 points scored against Alabama was the most points scored by a UF team in a loss.

October 19, 2002 vs. Auburn W, 30-23

- The win over Auburn marked the first overtime victory in school history for the Gators.
- Through three quarters of play, Florida controlled the game until Auburn began to rally back from a 23-7 deficit in the fourth quarter to force the game into overtime.
- Rex Grossman's 25-yard pass to Taylor Jacobs and Auburn quarterback Jason Campbell's fourth down fumble sealed the victory for the Gators.

November 5, 2005 vs. Vanderbilt W, 49-42 (2 OT)

- The victory over Vanderbilt gave Florida its second overtime victory in school history bringing its all-time record to 2-2.
- Both the Gators and Commodores scored on their first possessions in overtime. The Gators scored on a 9-yard pass from Chris Leak to Chad Jackson.
- On the Gators' second possession, Leak threw a 16-yard pass to Jemelle Cornelius to give UF a 49-42 lead.
- Reggie Lewis intercepted Vanderbilt quarterback Jay Cutler's pass to end the game.

October 30, 2010 vs. Georgia W, 34-31

- The victory over Georgia narrowed the series to 46-40-2
- Will Hill tallied an interception on UGA's first overtime drive, picking off Aaron Murray for the second time in the game and taking it 89 yards to the one-yard line, becoming Florida's second player all-time to intercept a pass in an overtime game (Reggie Lewis vs. Vanderbilt, 2005)
- Marked the first-ever overtime game between UF and UGA
- Chas Henry kicked the first-ever overtime field goal to win the game for the Gators (37-yarder)

September 13, 2014 vs. Kentucky W, 36-30 (3 OT)

- The longest overtime game in school history as it extended to a third overtime period
- After a third quarter that saw a total of 31 points scored between the two teams, Kentucky kicked a field goal with just over 5 minutes to play to tie the game at 20-20.
- The two teams exchanged touchdowns in the first overtime period, then exchanged field goals in the second overtime.
- After a Kentucky missed field goal in the third overtime, Matt Jones carried the ball four straight times, plunging into the end zone for a one-yard score to win the game.

November 15, 2014 vs. South Carolina L, 20-23

- South Carolina blocked a field goal and a punt in the fourth quarter, the latter leading to a Gamecock touchdown with 12 seconds left to tie the game at 17.
- In the overtime period, the Gators had to settle for a field goal attempt, which Austin Hardin converted from 35 yards.
- South Carolina followed with a 7-play touchdown drive, capped by Dylan Thompson scoring from four yards out on a quarterback keeper.

OVERTIME PERIOD SUPERLATIVES**Team Superlatives**

First Downs	4, vs. Kentucky (2014)
Rushing Yardage	48 yards, vs. Kentucky (2014)
Passing Yardage	38 yards, vs. Vanderbilt (2005)
Total Offensive Yards	57 yards, vs. Kentucky (2014)
Passes Intercepted	1, by Reggie Lewis vs. Vanderbilt (2005) 1, by Will Hill vs. Georgia (2010)
Fumbles-Lost	1-0, recovered by Ian Scott vs. Auburn (2002)

Individual Long Plays

Rushing	16 yards, Matt Jones vs. Kentucky (2014)
Passing	25 yards, Rex Grossman to Taylor Jacobs vs. Auburn (2002)
Reception	25 yards, Taylor Jacobs from Rex Grossman vs. Auburn (2002)

Individual Superlatives

Yards Rushing	47, Matt Jones vs. Kentucky (2014)
Yards Passing	38, Chris Leak vs. Vanderbilt (2005)
Yards Receiving	25, Taylor Jacobs vs. Auburn (2002)
Receptions	1, several including R. Caldwell (1999), T. Jacobs (2002), C. Jackson (2005), J. Cornelius (2005), D. Robinson (2014, 2x)
TD Passes	2, Chris Leak vs. Vanderbilt (2005)
PATs	2, Chris Hetland vs. Vanderbilt (2005)
Field Goals	1, Chas Henry vs. Georgia (2010) – game winning 1, Frankie Velez vs. Kentucky (2014) 1, Austin Hardin vs. South Carolina (2014)

CONSECUTIVE GAMES WITHOUT BEING SHUT OUT (Active Streaks)**National**

Florida	334	10/29/88 vs. Auburn, 16-0
TCU	281	11/16/91 vs. Texas, 32-0
Air Force	272	12/31/92 vs. Ole Miss, 13-0
Tennessee	259	9/17/94 vs. Florida, 31-0
Virginia Tech	256	9/16/95 vs. Cincinnati, 16-0

SEC

Florida	334	10/29/88 vs. Auburn, 16-0
Tennessee	259	9/17/94 vs. Florida, 31-0
Georgia	246	9/30/95 vs. Alabama, 31-0
Alabama	182	11/18/00 vs. Auburn, 9-0
South Carolina	115	9/9/06 vs. Georgia, 18-0
Mississippi State	77	11/29/08 vs. Ole Miss, 45-0
Auburn	27	11/24/12 vs. Alabama, 49-0
Kentucky	26	11/3/12 vs. Vanderbilt, 40-0
Arkansas	17	10/19/13 vs. Alabama, 52-0
Missouri	8	10/11/14 vs. Georgia, 34-0
Texas A&M	5	10/18/14 vs. Alabama, 59-0
LSU	2	11/15/14 vs. Arkansas, 17-0
Ole Miss	2	11/22/14 vs. Arkansas, 30-0
Vanderbilt	1	11/22/14 vs. Mississippi State, 51-0

IN THE RANKINGS

Florida as a Ranked Team

Rank	# Times	Wins	Losses	Ties	Bye/PS/F*
1	41	26	6	0	9
2	22	14	4	0	4
3	33	21	5	1	6
4	40	24	8	1	7
5	49	28	5	0	16
6	37	21	6	0	10
7	30	15	7	0	8
8	18	13	2	0	3
9	24	9	9	0	6
10	25	18	4	0	3
11	21	11	4	0	6
12	26	17	5	0	4
13	23	9	7	1	6
14	21	14	5	0	2
15	18	10	3	1	4
16	10	6	2	0	2
17	21	9	8	1	3
18	25	8	9	2	6
19	26	14	7	1	4
20	25	14	8	1	2
21	1	0	1	0	0
22	5	2	3	0	0
23	6	5	0	0	1
24	5	2	2	0	1
25	4	2	0	0	2
Totals	556	312	120	9	115

*Bye Week/Preseason/Final Rank

Florida versus Ranked Opponents

Opp. Rank	# Times	Wins	Losses	Ties
1	12	3	9	0
2	14	4	10	0
3	19	5	13	1
4	16	10	6	0
5	18	7	11	0
6	13	5	8	0
7	14	3	10	1
8	14	8	5	1
9	10	4	5	1
10	16	7	9	0
11	20	10	10	0
12	16	8	8	0
13	8	4	4	0
14	14	4	9	1
15	10	4	5	1
16	7	2	4	1
17	10	2	8	0
18	8	4	4	0
19	9	5	4	0
20	3	1	2	0
21	5	4	1	0
22	3	1	2	0
23	4	3	1	0
24	5	2	3	0
25	3	3	0	0
Totals	271	113	151	7

Florida's Longest Streaks Ranked in the AP Poll

At No. 1

Polls	Year(s)
10	1996 (Week 5, Sept. 23 – Week 14, Nov. 25)
9	2008-09 (Final Poll, 2008 – 2009 Week 6, Oct. 11)
6	2009 (Week 8, Oct. 25 – Week 13, Nov. 29)
5	1994 (Week 3, Sept. 13 – Week 7, Oct. 11)
3	1997 (Week 5, Sept. 22 – Week 7, Oct. 6)
2	2001 (Preseason – Week 1, Aug. 26)
	1994 (Preseason – Week 1, Aug. 31)
1	2006 (Final Poll)
	1996 (Final Poll)
	1985 (Week 10, Nov. 5)

In Top 5

Polls	Year(s)
43	1995-97 (1995 Preseason, Aug. 15 – 1997 Week 7, Oct. 6)
27	2008-10 (2008 Week 7, Oct. 5 – 2010 Preseason Poll)
15	1993-94 (1993 Final Poll – 1994 Week 13, Nov. 22)
8	2001 (Preseason Poll – Week 7, Oct. 7)
6	1998-99 (1998 Final Poll – 1999 Week 5, Sept. 26)

In Top 10

Polls	Year(s)
82	1992-97 (1992 Final Poll – 1997 Week 10, Oct. 27)
32	2008-10 (2008 Week 7, Oct. 12 – 2010 Week 5, Sept. 26)
31	2000-02 (2000 Week 7, Oct. 8 – 2002 Week 2, Sept. 2)
28	1997-99 (1997 Week 13, Nov. 17 – 1999 Week 15, Dec. 5)
21	2006-07 (2006 Preseason Poll – 2007 Week 5, Sept. 30)
14	1991-92 (1991 Week 6, Oct. 7 – 1992 Week 3, Sept. 15)

In Top 25

Polls	Year(s)
210	1990-2002 (1990 Week 2, Sept. 11 – 2002 Week 7, Oct. 6)
88	2005-10 (2005 Preseason Poll – 2010 Week 7, Oct. 10)
30	1984-86 (1984 Week 6, Oct. 9) – 1986 Week 2, Sept. 16)
24	2012-13 (2012 Preseason Poll – 2013 Week 7, Oct. 19)
16	2003-04 (2003 Week 3, Oct. 19 – 2004 Week 7, Oct. 17)
16	1969-70 (1969 Week 1, Sept. 22 – 1970 Preseason Poll)

Most all-time No. 1 rankings among SEC schools (1936-2014)

School	Polls
1. Alabama	73
2. Florida	41
3. LSU	30
4. Tennessee	18
5. Georgia	15
6. Auburn	9
7. Texas A&M	7
8. Mississippi St.	5
	Ole Miss 5
10. Missouri	2
11. Arkansas	1

All-time Appearances Ranked in the AP Poll, by school

(1936-2014)

School	Polls
1. Ohio State	838
2. Michigan	795
3. Oklahoma	767
4. Notre Dame	751
5. USC	734
6. Alabama	727
7. Nebraska	716
8. Texas	702
9. Penn State	591
10. Tennessee	565
11. LSU	560
12. Florida	555
13. Georgia	536
14. Auburn	530
15. Florida St.	523

All-time Appearances Ranked in the AP Poll, SEC Schools

(1936-2014)

School	Years	Polls
1. Alabama	1936-2014	727
2. Tennessee	1936-2014	565
3. LSU	1936-2014	560
4. Florida	1936-2014	555
5. Georgia	1936-2014	536
6. Auburn	1936-2014	530
7. Ole Miss	1936-2014	266
8. Mississippi St.	1936-2014	174
9. Georgia Tech	1936-63	136
10. South Carolina	1992-2014	115
11. Arkansas	1992-2014	88
12. Kentucky	1936-2014	78
13. Texas A&M	2013-14	35
14. Tulane	1936-65	33
15. Vanderbilt	1936-2014	31
16. Missouri	2013-14	22
17. Sewanee	1936-1940	0

ALL-TIME BOWL RESULTS**41 Bowl Appearances****21-20 All-Time Bowl Record**

Year	Bowl	Site	W/L	UF	Score	Opponent	Score	MVP
1953	Gator	Jacksonville	W	Florida	14	Tulsa	13	J. "Papa" Hall
1958	Gator	Jacksonville	L	Florida	3	Ole Miss	7	Dave Hudson
1960	Gator	Jacksonville	W	Florida	13	Baylor	12	Larry Libertore
1962	Gator	Jacksonville	W	Florida	17	Penn State	7	Tommy Shannon
1966	Sugar	New Orleans	L	Florida	18	Missouri	20	Steve Spurrier
1967	Orange	Miami	W	Florida	27	Georgia Tech	12	Larry Smith
1969	Gator	Jacksonville	W	Florida	14	Tennessee	13	Mike Kelley
1973	Tangerine	Gainesville	L	Florida	7	Miami (OH)	16	
1974	Sugar	New Orleans	L	Florida	10	Nebraska	13	
1975	Gator	Jacksonville	L	Florida	0	Maryland	13	Sammy Green
1977	Sun	El Paso	L	Florida	14	Texas A&M	37	
1980	Tangerine	Orlando	W	Florida	35	Maryland	20	Cris Collinsworth
1981	Peach	Atlanta	L	Florida	6	West Virginia	26	
1982	Bluebonnet	Houston	L	Florida	24	Arkansas	28	Dwayne Dixon
1983	Gator	Jacksonville	W	Florida	14	Iowa	6	Tony Lilly
1987	Aloha	Honolulu	L	Florida	16	UCLA	20	Emmitt Smith
1988	All-American	Birmingham	W	Florida	14	Illinois	10	Emmitt Smith
1989	Freedom	Anaheim	L	Florida	7	Washington	34	Huey Richardson
1992	Sugar	New Orleans	L	Florida	28	Notre Dame	39	
1992	Gator	Jacksonville	W	Florida	27	N.C. State	10	Errict Rhett
1994	Sugar	New Orleans	W	Florida	41	West Virginia	7	Errict Rhett
1995	Sugar	New Orleans	L	Florida	17	Florida State	23	
1996	Fiesta	Tempe	L	Florida	24	Nebraska	62	
1997	Sugar	New Orleans	W	Florida	52	Florida State	20	Danny Wuerffel
1998	Citrus	Orlando	W	Florida	21	Penn State	6	Fred Taylor
1999	Orange	Miami	W	Florida	31	Syracuse	10	Travis Taylor
2000	Citrus	Orlando	L	Florida	34	Michigan State	37	
2001	Sugar	New Orleans	L	Florida	20	Miami (FL)	37	
2002	Orange	Miami	W	Florida	56	Maryland	23	Taylor Jacobs
2003	Outback	Tampa	L	Florida	30	Michigan	38	
2004	Outback	Tampa	L	Florida	17	Iowa	37	
2004	Chick-fil-A	Atlanta	L	Florida	10	Miami (FL)	27	
2006	Outback	Tampa	W	Florida	31	Iowa	24	Dallas Baker
2007	BCS Championship	Glendale	W	Florida	41	Ohio State	14	Chris Leak (off.) Derrick Harvey (def.)
2008	Capital One	Orlando	L	Florida	35	Michigan	41	
2009	BCS Championship	Miami	W	Florida	24	Oklahoma	14	Tim Tebow (off.) Carlos Dunlap (def.)
2010	Sugar	New Orleans	W	Florida	51	Cincinnati	24	Tim Tebow
2011	Outback	Tampa	W	Florida	37	Penn State	24	Ahmad Black
2012	Gator	Jacksonville	W	Florida	24	Ohio State	17	Andre Debose
2013	Sugar	New Orleans	L	Florida	23	Louisville	33	
2014	Birmingham	Birmingham	W	Florida	28	East Carolina	20	Adam Lane

1997 SUGAR BOWL

Jan. 2, 1997 • New Orleans, La. (Att. 78,344)

FLORIDA 52
FLORIDA STATE 20

Florida 10 14 14 14 - 52
 Florida State 3 14 3 0 - 20

UF - Wuerffel to Hilliard 9 pass (Edmiston kick)**FSU** - Bentley 43-yard FG**UF** - Edmiston 32-yard FG**UF** - Taylor 2 run (Edmiston kick)**FSU** - Busby to Green 29 pass (Bentley kick)**UF** - Wuerffel to Hilliard 31 pass (Edmiston kick)**FSU** - Dunn 12 run (Bentley kick)**FSU** - Bentley 45-yard FG**UF** - Wuerffel to Hilliard 8 pass (Edmiston kick)**UF** - Wuerffel 16 run (Edmiston kick)**UF** - Jackson 42 run (Edmiston kick)**UF** - Jackson 1 run (Edmiston kick)

	FLORIDA	FLORIDA ST.
First Downs	26	13
Rushes-Yards	43-168	21-42
Passing Yards	306	271
Att.-Comp.-Int.	34-18-1	42-17-2
Total Offense	474	313
Fumbles-Lost	1-0	2-0
Penalties-Yards	15-102	14-115
Possession Time	36:27	23:33

INDIVIDUAL LEADERS**Rushing:**

Florida - Jackson 12-118, Taylor 18-60.

Florida State - Dunn 9-28, Warrick 1-12.

Passing:

Florida - Wuerffel 18-34-1-306-3 TD.

Florida State - Busby 17-41-1-271-1 TD, Kendra 0-1-1-0-0 TD.

Receiving:

Florida - Hilliard 7-150, Green 5-79, Anthony 4-50.

Florida State - Green 3-86, Cooper 4-82, Messam 5-48.

1998 FLORIDA CITRUS BOWL

Jan. 1, 1998 • Orlando, Fla. (Att. 67,919)

FLORIDA 21
PENN STATE 6

Florida 14 0 0 7 - 21
 Penn State 0 3 3 0 - 6

UF - Brindise 1 run (Cooper kick)**UF** - Johnson to Green 35 pass (Cooper kick)**PSU** - Forney 42-yard FG**PSU** - Forney 30-yard FG**UF** - Palmer to Green 37 pass (Cooper kick)

	FLORIDA	PENN ST.
First Downs	23	9
Rushes-Yards	59-254	29-47
Passing Yards	143	92
Att.-Comp.-Int.	19-9-2	32-10-3
Total Offense	397	139
Fumbles-Lost	1-1	0-0
Penalties-Yards	5-46	1-5
Possession Time	35:07	24:53

INDIVIDUAL LEADERS**Rushing:**

Florida - Taylor 43-234, Carroll 9-28.

Penn State - Eberly 14-53, Watson 4-5.

Passing:

Florida - Johnson 5-12-1-77-1 TD, Brindise 3-6-1-29-0 TD, Palmer 1-1-0-37-1 TD.

Penn State - McQueary 10-32-3-92-0 TD.

Receiving:

Florida - Green 2-72, McGriff 1-19, Taylor 1-19.

Penn State - Natasi 2-26, Brown 3-25, Watson 2-15.

1999 ORANGE BOWL

Jan. 2, 1999 • Miami, Fla. (Att. 67,919)

FLORIDA 31
SYRACUSE 10

Florida 14 14 14 3 - 31
 Syracuse 0 3 0 7 - 10

UF - Johnson to Taylor 51 pass (Chandler kick)**UF** - Johnson to Taylor 26 pass (Chandler kick)**SYR** - Trout 36-yard FG**UF** - Palmer to Kinney 4 pass (Chandler kick)**UF** - Palmer 2 run (Chandler kick)**UF** - Chandler 32-yard FG**SYR** - McNabb to Jackson 62 pass (Trout kick)

	FLORIDA	SYRACUSE
First Downs	18	18
Rushes-Yards	36-133	36-129
Passing Yards	308	192
Att.-Comp.-Int.	31-22-0	30-14-1
Total Offense	441	321
Fumbles Lost	0	3
Penalties-Yards	11-76	2-20
Possession Time	31:48	28:12

INDIVIDUAL LEADERS**Rushing:**

Florida - Jackson 21-108, Taylor 2-16.

Syracuse - McNabb 20-72, Brown 5-31.

Passing:

Florida - Johnson 12-17-0-195-2 TD, Palmer 10-14-0-113-1 TD.

Syracuse - McNabb 14-30-1-192-1 TD.

Receiving:

Florida - Taylor 7-159, Karim 4-79, Jackson 4-27.

Syracuse - Jackson 1-62, Johnson 4-49, Daniel 4-34.

2000 FLORIDA CITRUS BOWL

Jan. 1, 2000 • Orlando, Fla. (Att. 62,011)

MICHIGAN STATE 37
FLORIDA 34

Michigan St. 3 17 6 11-37
 Florida 7 14 6 7-34

MSU - Edinger 46-yard FG**UF** - Johnson to Taylor 12 pass (Chandler kick)**MSU** - Burke to Burress 37 pass (Edinger kick)**MSU** - Turner 24-yard fumble return (Edinger kick)**UF** - Johnson to Taylor 8 pass (Chandler kick)**MSU** - Edinger 20-yard FG**UF** - Johnson 1 run (Chandler kick)**MSU** - Burke to Burress 21 pass (Burke pass failed)**UF** - Johnson to Taylor 39 pass (Johnson pass failed)**UF** - Gillespie 2 run (Chandler kick)**MSU** - Burke to Burress 30 pass (Burke pass good)**MSU** - Edinger 39-yard FG

	MICHIGAN ST.	FLORIDA
First Downs	25	27
Rushes-Yards	40-187	30-113
Passing Yards	257	300
Att.-Comp.-Int.	35-21-2	51-25-0
Total Offense	400	367
Fumbles Lost	1	2
Penalties-Yards	7-80	10-100
Possession Time	32:49	27:11

INDIVIDUAL LEADERS**Rushing:**

Michigan State - Clemons 20-105, Duckett 14-77.

Florida - Gillespie 14-74, Carroll 5-14.

Passing:

Michigan State - Burke 21-35-2-257-3 TD.

Florida - Johnson 24-50-0-288-3 TD.

Receiving:

Michigan State - Burress 13-185, Baker 2-21.

Florida - Taylor 11-156, Jackson 5-61, Willis 4-53.

2001 SUGAR BOWL

Jan. 2, 2001 • New Orleans, La. (Att. 64,407)

MIAMI (FLA.) 37
FLORIDA 20

Miami (Fla.) 10 3 14 10-37
 Florida 7 3 7 3-20

UF - Grossman to Wells 23 pass (Chandler kick)**UM** - Sievers 44-yard FG**UM** - Dorsey to Shockey 8 pass (Sievers kick)**UM** - Sievers 29-yard FG**UF** - Chandler 51-yard FG**UF** - Graham 36 run (Chandler kick)**UM** - Dorsey to Williams 19 pass (Sievers kick)**UM** - Dorsey to Davenport 2 pass (Sievers kick)**UF** - Chandler 26-yard FG**UM** - Sievers 29-yard FG**UM** - Davenport 3 run (Sievers kick)

	MIAMI	FLORIDA
First Downs	28	25
Rushes-Yards	43-198	20-155
Passing Yards	270	312
Att.-Comp.-Int.	40-22-2	51-24-3
Total Offense	454	452
Fumbles Lost	0	0
Penalties-Yards	11-109	9-79
Possession Time	35:19	24:41

INDIVIDUAL LEADERS**Rushing:**

Miami - Portis 18-97, Jackson 12-62, Davenport 6-17.

Florida - Graham 15-136.

Passing:

Miami - Dorsey 22-40-2-270-3 TD.

Florida - Grossman 18-41-2-252-1 TD, Palmer 6-10-1-60-0 TD.

Receiving:

Miami - Moss 6-89, Wayne 3-49, Shockey 4-47.

Florida - Caldwell 6-110, Gaffney 7-75, Graham 4-43.

2002 ORANGE BOWL

Jan. 2, 2002 • Miami, Fla. (Att. 73,640)

FLORIDA 56
MARYLAND 23

Florida 14 14 21 7-56
 Maryland 7 3 0 13-23

UF - Graham 1 run (Chandler kick)**UF** - Berlin to Jacobs 46 pass (Chandler kick)**MD** - Hill to Williams 64 pass (Novak kick)**MD** - Novak 20-yard FG**UF** - Grossman to Jacobs 15 pass (Chandler kick)**UF** - Grossman to Gaffney 4 pass (Chandler kick)**UF** - Gillespie 11 run (Chandler kick)**MD** - Riley 1 run (Novak kick)**UF** - Grossman to Perez 10 pass (Chandler kick)**MD** - Riley 10 run (Hill pass failed)

	FLORIDA	MARYLAND
First Downs	30	19
Rushes-Yards	25-203	40-103
Passing Yards	456	257
Att.-Comp.-Int.	49-33-2	39-23-1
Total Offense	659	360
Fumbles-Lost	2-1	0-0
Penalties-Yards	6-43	4-20
Possession Time	28:26	31:34

INDIVIDUAL LEADERS**Rushing:**

Florida - Graham 16-149, Gillespie 4-63.

Maryland - Hill 11-31, Riley 9-23.

Passing:

Florida - Grossman 20-28-0-248-3 TD, Berlin 11-19-2-196-1 TD,

Creveling 2-2-0-12-0 TD.

Maryland - Hill 23-39-1-257-1 TD.

Receiving:

Florida - Jacobs 10-170, Gaffney 7-118, Caldwell 4-47.

Maryland - Williams 4-91, Parson 4-46, Murphy 5-42.

2003 OUTBACK BOWL

Jan. 1, 2003 • Tampa, Fla. (Att. 65,101)

MICHIGAN 38
FLORIDA 30

Michigan 7 14 14 3-38
 Florida 0 16 7 7-30

UM - Perry 4 run (Finley kick)**UF** - Graham 2 run (Leach kick)**UF** - Graham 1 run (Carthon rush failed)**UM** - Perry 1 run (Finley kick)**UF** - Leach 29-yard FG**UM** - Navarre to Bellamy 8 pass (Finley kick)**UF** - Grossman to Ratliff 33 pass (Leach kick)**UM** - Perry 7 run (Finley kick)**UM** - Perry 12 run (Finley kick)**UF** - Grossman to Walker 3 pass (Leach kick)**UM** - Finley 33-yard FG

2003 Outback Bowl (cont.)

	MICHIGAN	FLORIDA
First Downs	17	28
Rushes-Yards	37-104	43-183
Passing Yards	319	323
Att.-Comp.-Int.	37-21-0	42-21-1
Total Offense	423	506
Fumbles Lost-Int.	0-0	2-1
Penalties-Yards	3-23	6-38
Possession Time	32:39	27:21

INDIVIDUAL LEADERS**Rushing:**

Michigan - Perry 28-85, Bellamy 2-20.

Florida - Graham 22-120, Carthon 6-56.

Passing:

Michigan - Navarre 21-36-0-319-1 TD.

Florida - Grossman 21-41-0-323-2 TD, Brown 0-1-1-0-0 TD.

Receiving:

Michigan - Edwards 4-110, Perry 6-108, Joppru 6-80.

Florida - Jacobs 7-88, Carthon 3-65, Kight 3-52.

2004 OUTBACK BOWL

Jan. 1, 2004 • Tampa, Fla. (Att. 65,372)

IOWA 37
FLORIDA 17

Iowa 7 13 14 3-37
 Florida 7 0 3 7-17

UF - Leak to Kight 70 pass (Leach kick)**UI** - Chandler to Brown 3 pass (Kaeding kick)**UI** - Kaeding 47-yard FG**UI** - Chandler 5 run (Kaeding kick)**UI** - Kaeding 32-yard FG**UI** - Melloy 0-yard blocked punt return (Kaeding kick)**UF** - Leach 48-yard FG**UI** - Russell 34 run (Kaeding kick)**UI** - Kaeding 38-yard FG**UF** - Leak to Baker 25 pass (Leach kick)

	IOWA	FLORIDA
First Downs	22	16
Rushes-Yards	49-238	28-57
Passing Yards	170	268
Att.-Comp.-Int.	26-13-0	41-22-1
Total Offense	408	325
Fumbles-Lost	1-0	1-0
Penalties-Yards	3-15	4-43
Possession Time	34:10	25:50

INDIVIDUAL LEADERS**Rushing:**

Iowa - Russell 21-150, Lewis 12-45.

Florida - Carthon 10-44, Fason 4-23.

Passing:

Iowa - Chandler 13-25-0-170-1 TD.

Florida - Leak 22-41-1-268-2 TD.

Receiving:

Iowa - Brown 6-96, Hinkel 3-44.

Florida - Perez 7-70, Small 3-37, Baker 3-36.

2004 CHICK-FIL-A PEACH BOWL

Dec. 31, 2004 • Atlanta, Ga. (Att. 69,322)

MIAMI 27
FLORIDA 10

Miami 7 10 7 3-27
 Florida 0 3 7 0-10

UM - Hester 78-yard blocked field goal return (Peattie kick)**UF** - Leach 34-yard FG**UM** - Peattie 47-yard FG**UM** - Parrish 72-yard punt return (Peattie kick)**UM** - Berlin to Moore 20 pass (Peattie kick)**UF** - Leak to Cornelius 45 pass (Leach kick)**UM** - Peattie 32-yard FG

	MIAMI	FLORIDA
First Downs	16	22
Rushes-Yards	36-106	40-144
Passing Yards	171	262
Att.-Comp.-Int.	13-24-1	39-19-2
Total Offense	277	406
Fumbles-Lost	2-1	1-0
Penalties-Yards	4-30	8-74
Possession Time	28:51	31:09

INDIVIDUAL LEADERS**Rushing:**

Miami - Gore 25-80, Moss 4-18.

Florida - Fason 17-94, Leak 14-79, Thornton 8-20.

Passing:

Miami - Berlin 13-24-1-171-1 TD.

Florida - Leak 19-39-2-262-1 TD.

Receiving:

Miami - Parrish 4-63, Leggett 2-41, Moore 2-32.

Florida - Small 8-92, Fason 4-40, Jackson 2-33.

2006 OUTBACK BOWL

Jan. 2, 2006 • Tampa, Fla. (Att. 65,881)

FLORIDA 31
IOWA 24

Florida 7 17 7 0 - 31
 Iowa 0 7 0 17 - 24

UF - T. McCollum 6-yard blocked punt return (Hetland kick)
UF - Hetland 21-yard FG
UF - Brown 60-yard interception return (Hetland kick)
UI - Tate to Solomon 20 pass (Schlicher kick)
UF - Leak to Baker 24 pass (Hetland kick)
UF - Leak to Baker 38 pass (Hetland kick)
UI - Tate to Hinkel 4 pass (Schlicher kick)
UI - Tate to Hinkel 14 pass (Schlicher kick)
UI - Schlicher 45-yard FG

	FLORIDA	IOWA
First Downs	26	23
Rushes-Yards	42-169	20-64
Passing Yards	278	346
Att.-Comp.-Int.	40-25-0	55-32-1
Total Offense	447	410
Fumbles-Lost	1-1	0-0
Penalties-Yards	5-30	8-60
Possession Time	35:25	24:35

INDIVIDUAL LEADERS**Rushing:**

Florida - Moore 13-88, Wynn 8-34, Leak 13-31.
 Iowa - Young 13-34, Tate 3-24.

Passing:

Florida - Leak 25-40-0-278-2 TD.
 Iowa - Tate 32-55-1-346-3 TD.

Receiving:

Florida - Baker 10-147, Jackson 7-76, Casey 2-27.
 Iowa - Solomon 7-96, Hinkel 9-87, Chandler 7-89.

2007 TOSTITOS BCS NATIONAL CHAMPIONSHIP

Jan. 8, 2007 • Glendale, Ariz. (Att. 74,628)

FLORIDA 41
OHIO STATE 14

Florida 14 20 0 7 - 41
 Ohio State 7 7 0 0 - 24

OSU - Ginn, Jr., 93-yard kickoff return (Pettrey kick)
UF - Leak to Baker 14 pass (Hetland kick)
UF - Harvin 4 run (Hetland kick)
UF - Wynn 2 run (Hetland kick)
OSU - Pittman 18 run (Pettrey kick)
UF - Hetland 42-yard FG
UF - Hetland 40-yard FG
UF - Tebow to Caldwell 1 pass (Hetland kick)
UF - Tebow 1 run (Hetland kick)

	FLORIDA	OHIO ST.
First Downs	21	8
Rushes-Yards	43-156	23-47
Passing Yards	214	35
Att.-Comp.-Int.	26-37-0	4-14-1
Total Offense	370	82
Fumbles-Lost	0-0	1-1
Penalties-Yards	6-50	5-50
Possession Time	40:48	19:12

INDIVIDUAL LEADERS**Rushing:**

Florida - Wynn 19-69, Tebow 10-39, Harvin 5-22
 Ohio State - Pittman 10-60, Wells 2-9, Hartline 1-5

Passing:

Florida - Leak 25-36-0-213-1 TD, Tebow 1-1-0-1-1 TD
 Ohio State - Smith 4-14-1-35-0 TD

Receiving:

Florida - Harvin 9-60, Cornelius 5-50, Ingram 4-58
 Ohio State - Gonzales 2-11, Hartline 1-13, Pittman 1-11

2008 CAPITAL ONE BOWL

Jan. 1, 2008 • Orlando, Fla. (Att. 69,748)

MICHIGAN 41
FLORIDA 35

Michigan 7 14 7 13 - 41
 Florida 7 7 14 7 - 35

UM - Henne to Manningham 21 pass (Lopata kick)
UF - Tebow to Harvin 10 pass (Iijas kick)
UF - Tebow to Caldwell 18 pass (Iijas kick)
UM - Hart 3 run (Lopata kick)
UM - Henne to Arrington 1 pass (Lopata kick)
UM - Hart 1 run (Lopata kick)
UF - Tebow 1 run (Iijas kick)
UF - Tebow to Caldwell 14 pass (Iijas kick)
UM - Lopata 37-yard FG
UF - Harvin 10 run (Iijas kick)
UM - Henne to Arrington 18 pass (Lopata kick)
UM - Lopata 41-yard FG

	MICHIGAN	FLORIDA
First Downs	28	18
Rushes-Yards	47-151	32-230
Passing Yards	373	169
Att.-Comp.-Int.	39-25-2	34-18-0
Total Offense	524	399
Fumbles-Lost	4-2	1-0
Penalties-Yards	8-65	9-49
Possession Time	32:18	27:42

INDIVIDUAL LEADERS**Rushing:**

Michigan - Hart 32-129, Manningham 7-53
 Florida - Harvin 13-165, Tebow 16-19

Passing:

Michigan - Henne 25-39-2-373-3 TD
 Florida - Tebow 14-33-0-154-3 TD, Henry 1-1-0-15-0 TD

Receiving:

Michigan - Arrington 9-153, Matthews 7-62, Manningham 5-78
 Florida - Harvin 9-77, Caldwell 4-40, Hernandez 3-31

2009 FEDEX BCS NATIONAL CHAMPIONSHIP

Jan. 8, 2009 • Miami, Fla. (Att. 78,468)

FLORIDA 24
OKLAHOMA 14

Florida 0 7 7 10 - 24
Oklahoma 0 7 0 7 - 14

UF - Tebow to Murphy 20 pass (Phillips kick)
OU - Bradford to Gresham 6 pass (Stevens kick)
UF - Harvin 2 run (Phillips kick)
OU - Bradford to Gresham 11 pass (Stevens kick)
UF - Phillips 27-yard FG
UF - Tebow to Nelson 4 pass (Phillips kick)

	FLORIDA	OKLAHOMA
First Downs	24	25
Rushes-Yards	44-249	29-107
Passing Yards	231	256
Att.-Comp.-Int.	30-18-2	41-26-2
Total Offense	480	363
Fumbles-Lost	0-0	1-1
Penalties-Yards	8-81	4-31
Possession Time	34:57	25:03

INDIVIDUAL LEADERS

Rushing:

Florida - Harvin 9-122, Tebow 22-109.
Oklahoma - Brown 22-110, Madu 4-12

Passing:

Florida - Tebow 18-30-2-231-2 TD,
Oklahoma - Bradford 26-41-2-256-2 TD

Receiving:

Florida - Hernandez 5-57, Harvin 5-49, Murphy 2-44
Oklahoma - Gresham 8-62, Iglesias 5-58, Johnson 4-29

2010 ALLSTATE SUGAR BOWL

Jan. 1, 2010 • New Orleans, La. (Att. 65,207)

CINCINNATI 24
FLORIDA 51

Cincinnati 0 3 7 14 - 24
Florida 9 21 14 7 - 51

UF - Tebow to Hernandez 7-yd pass (Sturgis kick failed)
UF - Sturgis 40-yd FG
UF - Tebow to Thompson 7-yd pass (Sturgis kick)
UF - Moody 6-yd run (Sturgis kick)
UC - Rogers 47-yd FG
UF - Tebow to Cooper 80-yd pass (Sturgis kick)
UF - Moody 2-yd run (Sturgis kick)
UC - Pike to Waugh 2-yd pass (Rogers kick)
UF - Tebow 4-yd run (Sturgis kick)
UC - Pike to Binns 3-yd pass (Rogers kick)
UF - Rainey 6-yd run (Sturgis kick)
UC - Pike to Alli 6-yd pass (Rogers kick)

	CINCINNATI	FLORIDA
First Downs	19	28
Rushes-Yards	23-76	34-177
Passing Yards	170	482
Att.-Comp.-Int.	45-27-0	36-31-0
Total Offense	246	659
Fumbles-Lost	1-0	0-0
Penalties-Yards	3-40	12-90
Possession Time	27:40	32:20

INDIVIDUAL LEADERS

Rushing:

Cincinnati - Pead 7-48, Kelce 1-19
Florida - Gillislee 5-78, Tebow 14-51

Passing:

Cincinnati - Pike 27-45-0-170-3 TD
Florida - Tebow 31-35-0-482-3 TD

Receiving:

Cincinnati - Gilyard 7-41, Binns 5-29, Guidugli 5-22
Florida - Hernandez 9-111, Cooper 7-181, Rainey 4-71

2011 OUTBACK BOWL

Jan. 1, 2011 • Tampa, Fla. (Att. 60,574)

FLORIDA 37
PENN STATE 24

Florida 0 14 6 17 - 37
Penn State 7 10 7 0 - 24

PSU - McGloin to Moyer 5-yd pass (Wagner kick)
UF - Hines 16-yd run (Henry kick)
UF - McCray 27-yd blocked pun return (Henry kick)
PSU - Zordich 1-yd run (Wagner kick)
PSU - Wagner 20-yd FG
UF - Henry 30-yd FG
PSU - McGloin 2-yd run (Wagner kick)
UF - Henry 47-yd FG
UF - Gillislee 1-yd run (Henry kick)
UF - Henry 20-yd FG
UF - Black 80-yd interception return (Henry kick)

	FLORIDA	PENN ST.
First Downs	17	17
Rushes-Yards	45-178	36-139
Passing Yards	101	211
Att.-Comp.-Int.	27-14-1	41-17-5
Total Offense	279	350
Fumbles-Lost	2-1	0-0
Penalties-Yards	5-35	5-29
Possession Time	27:11	32:49

INDIVIDUAL LEADERS

Rushing:

Florida - Reed 24-68, Rainey 6-66
Penn State - Royster 20-98

Passing:

Florida - Reed 8-13-0-0, Brantley 6-13-1-0 TD
Penn State - McGloin 17-41-5-1 TD

Receiving:

Penn State - Moyer 5-79, Royster 4-51, Brackett 2-28
Florida - Hines 2-27, Burton 2-22, Thompson 2-22

2012 TAXSLAYER.COM GATOR BOWL

Jan. 2, 2012 • Jacksonville, Fla. (Att. 61,312)

OHIO STATE 17
FLORIDA 24

Ohio State	0	10	0	7-17
Florida	7	7	7	3-24

UF - Brantley to Thompson 17-yd pass (Sturgis kick)
OSU - Miller to Posey 5-yd pass (Basil kick)
UF - Debose 99-yd kickoff return (Sturgis kick)
OSU - Basil 47-yd field goal
UF - Stewart 14-yd blocked punt return (Sturgis kick)
UF - Sturgis 17-yd field goal
OSU - Miller to Hall 11-yd pass (Basil kick)

	OHIO ST.	FLORIDA
First Downs	20	14
Rushes-Yards	37-137	38-131
Passing Yards	162	132
Att.-Comp.-Int.	23-18-0	16-12-1
Total Offense	236	263
Fumbles-Lost	2-2	2-2
Penalties-Yards	4-25	7-74
Possession Time	32:21	27:39

INDIVIDUAL LEADERS**Rushing:**

Ohio St. - Herron 12-82, Hall 4-24, Miller 15-20, Hyde 5-17
 Florida - Rainey 16-71, Demps 7-30, Burton 4-23, Gillislee 5-15

Passing:

Ohio St. - Miller 18-23-0-162-2 TD
 Florida - Brantley 12-16-1-132-1 TD

Receiving:

Ohio St. - Posey 5-38, Herron 4-11, Hall 3-12, Smith 2-47
 Florida - Rainey 3-31, Hines 2-40, Thompson 2-27

2013 ALLSTATE SUGAR BOWL

Jan. 2, 2013 • New Orleans, La. (Att. 54,178)

LOUISVILLE 33
FLORIDA 23

Louisville	14	10	6	3-33
Florida	0	10	0	13-23

UL - Floyd 38-yd interception return (Wallace kick)
UL - Wright 1-yd run (Wallace kick)
UF - Sturgis 33-yd field goal
UL - Wallace 27-yd field goal
UL - Bridgewater to Parker 15-yd pass (Wallace kick)
UF - Jones 1-yd run (Sturgis kick)
UL - Bridgewater to Copeland 19-yd pass (Wallace kick)
UL - Wallace 30-yd field goal
UF - Debose 100-yd kickoff return (Sturgis kick)
UF - Driskel to Taylor 5-yd pass (Sturgis kick)

	LOUISVILLE	FLORIDA
First Downs	23	17
Rushes-Yards	36-70	30-111
Passing Yards	266	175
Att.-Comp.-Int.	32-20-1	29-16-2
Total Offense	336	286
Fumbles-Lost	2-0	1-1
Penalties-Yards	2-25	9-98
Possession Time	35:37	24:23

INDIVIDUAL LEADERS**Rushing:**

Louisville - Wright 25-84-1 TD, Lamb 2-5, Bridgewater 7-(-17)
 Florida - Gillislee 9-48, T.Burton 5-24, Jones 3-16-1 TD, Hines 2-11, Debose 1-8, Driskel 10-4

Passing:

Louisville - Bridgewater 20-32-1-266-2 TD
 Florida - Driskel 16-29-2-175-1 TD

Receiving:

Louisville - Rogers 4-62, Smith 4-55, Wright 3-19, Butler 2-43,
 Parker 2-32-1 TD, Copeland 2-31-1 TD
 Florida - Dunbar 5-77, Hines 3-34, Hammond 2-22

2015 BIRMINGHAM BOWL

Jan. 3, 2015 • Birmingham, Ala. (Att. 30,083)

EAST CAROLINA 20
FLORIDA 28

East Carolina	7	0	10	3-20
Florida	7	14	7	0-28

ECU - Carden to Hardy 3-yd pass (Harvey kick)
UF - Poole 29-yd interception return (Hardin kick)
UF - Lane 2-yd run (Hardin kick)
UF - Harris to Powell 13-yd pass (Hardin kick)
ECU - Carden to Worthy 4-yd pass (Harvey kick)
UF - Harris to Fulwood 86-yd pass (Hardin kick)
ECU - Harvey 24-yd field goal
ECU - Harvey 24-yd field goal

	ECU	FLORIDA
First Downs	32	15
Rushes-Yards	33-109	43-168
Passing Yards	427	171
Att.-Comp.-Int.	68-34-2	28-13-1
Total Offense	536	339
Fumbles-Lost	2-1	2-2
Penalties-Yards	5-35	6-40
Possession Time	32:23	27:37

INDIVIDUAL LEADERS**Rushing:**

ECU - Hairston 17-73, Scott 5-44, Benkert 2-6, Carden 9-(-14)
 Florida - Lane 16-109-1 TD, Harris 10-41, Brown 8-21, Driskel 3-7,
 Taylor 4-0, Team 2-(-10)

Passing:

ECU - Carden 34-66-2-427-2 TD, Jones 0-1-0-0, Hardy 0-1-0-0
 Florida - Driskel 8-17-0-48, Harris 5-11-1-123-1 TD

Receiving:

ECU - Hardy 11-160-1 TD, Worthy 8-130-1 TD, Jones 6-64, Williams 3-24, Grayson 2-36, Johnson 1-5, Williams 1-5, Baggett 1-2, Scott 1-1
 Florida - Robinson 6-36, Powell 3-20-1 TD, Fulwood 1-86-1 TD,
 Burton 1-18, Dunbar 1-6, Thompson 1-5

FLORIDA BOWL RECORDS

TEAM RECORDS

Scoring

Most Points by Florida: 56 (vs. Maryland), 2002 Orange Bowl
 Most Points by an Opponent: 62 (vs. Nebraska), 1996 Fiesta Bowl
 Most Points (Both teams): 86 (Florida 24, Nebraska 62), 1996 Fiesta Bowl
 Fewest Points by Florida: 0 (vs. Maryland), 1975 Gator Bowl
 Fewest Points by an Opponent: 6 (Iowa), 1983 Gator Bowl; (Penn State) 1998 Citrus Bowl
 Fewest Points (Both teams): 10 (Mississippi 7, Florida 3), 1958 Gator Bowl

Rushing

Most Yards by Florida: 284 (vs. Georgia Tech), 1967 Orange Bowl
 Most Yards by an Opponent: 524 (Nebraska), 1996 Fiesta Bowl
 Fewest Yards by Florida: -30 (vs. West Virginia), 1981 Peach Bowl
 Fewest Yards by Opponent: 40 (Baylor), 1960 Gator Bowl

Passing

Most Yards Passing by Florida: 482 (vs. Cincinnati), 2010 Sugar Bowl
 Most Yards Passing by Opponent: 427 (East Carolina), 2015 Birmingham Bowl
 Fewest Yards Passing by Florida: 28 (vs. Maryland), 1975 Gator Bowl
 Fewest Yards Passing by Opponent: 6 (Miami University), 1973 Tangerine Bowl
 Most Passes Attempted by Florida: 58 (vs. Notre Dame), 1992 Sugar Bowl
 Most Passes Attempted by Opponent: 68 (East Carolina), 2015 Birmingham Bowl
 Fewest Passes Attempted by Florida: 8 (vs. Baylor), 1960 Gator Bowl
 Fewest Passes Attempted by Opponent: 7 (Ole Miss), 1958 Gator Bowl
 Most Passes Completed by Florida: 33 (vs. Maryland), 2002 Orange Bowl
 Most Passes Completed by Opponent: 34 (East Carolina), 2015 Birmingham Bowl
 Fewest Passes Completed by Florida: 3 (vs. Maryland), 1975 Gator Bowl
 Fewest Passes Completed by Opponent: 1 (Miami University), 1973 Tangerine Bowl

Total Offense

Most Yards by Florida: 659 (vs. Cincinnati; 177 run, 482 pass), 2010 Sugar Bowl; (vs. Maryland; 203 run, 456 pass), 2002 Orange Bowl
 Most Yards by Opponent: 629 (vs. Nebraska; 524 rush, 105 pass) 1996 Fiesta Bowl
 Most Yards (Both teams): 1,019 (Florida 659, Maryland 360), 2002 Orange Bowl
 Fewest Yards by Florida: 105 (vs. West Virginia; 135 pass, -30 run), 1981 Peach Bowl
 Fewest Yards by Opponent: 82 (Ohio State; 35 pass, 47 run), 2007 BCS National Championship
 Fewest Yards (Both teams): 387 (Florida 248, Penn State 139), 1962 Gator Bowl

INDIVIDUAL RECORDS

Rushing Yards - Florida

234-Fred Taylor (43 carries), 1998 Citrus Bowl
 187-Larry Smith (23 carries), 1967 Orange Bowl
 182-Erriett Rhett (39 carries), 1992 Gator Bowl
 165-Percy Harvin (13 carries), 2008 Capital One Bowl
 159-Emmitt Smith (28 carries), 1988 All-American Bowl
 149-Earnest Graham (16 carries), 2002 Orange Bowl
 136-Earnest Graham (15 carries), 2001 Sugar Bowl
 128-Emmitt Smith (17 carries), 1987 Aloha Bowl
 122-Percy Harvin (9 carries), 2009 BCS National Championship
 120-Earnest Graham (22 carries), 2003 Outback Bowl

Rushing Yards - Opponent

199-Tommie Frazier (Nebraska, 16 carries), 1996 Fiesta Bowl
 165-Lawrence Phillips (Nebraska, 25 carries), 1996 Fiesta Bowl
 161-Gary Anderson (Arkansas, 26 carries), 1982 Bluebonnet Bowl
 159-Charlie Wysocki (Maryland, 39 carries), 1980 Tangerine Bowl
 156-Chuck Varner (Miami, Ohio, 28 carries), 1973 Tangerine Bowl
 150-Fred Russell (Iowa, 21 carries), 2003 Outback Bowl
 150-Jerome Bettis (Notre Dame, 16 carries), 1992 Sugar Bowl

Passing Yards - Florida

482-Tim Tebow (Cincinnati, 31 of 35), 2010 Sugar Bowl*
 394-Danny Wuerffel (Florida St., 28 of 39), 1995 Sugar Bowl
 370-Shane Matthews (Notre Dame, 28 of 58), 1992 Sugar Bowl
 352-Steven Spurrier (Missouri, 27 of 45), 1966 Sugar Bowl
 323-Rex Grossman (Michigan, 21 of 41), 2003 Outback Bowl
 306-Danny Wuerffel (Florida St., 18 of 34), 1997 Sugar Bowl
 288-Doug Johnson (Michigan State, 24 of 50), 2000 Citrus Bowl
 278-Chris Leak (Iowa, 25 of 40), 2006 Outback Bowl
 271-Wayne Peace (Maryland, 20 of 34), 1980 Tangerine Bowl
 268-Chris Leak (Michigan, 22 of 41), 2003 Outback Bowl

*UF Record

Passing Yards - Opponent

427-Shane Carden (East Carolina, 34 of 66), 2015 Birmingham Bowl
 373-Chad Henne (Michigan, 25 of 39), 2008 Capital One Bowl
 346-Drew Tate (Iowa, 32 of 55), 2006 Outback Bowl
 319-John Navarre (Michigan, 21 of 36) 2003 Outback Bowl
 271-Thad Busby (Florida St., 17 of 41), 1997 Sugar Bowl
 270-Ken Dorsey (Miami, 22 of 40), 2001 Sugar Bowl
 266-Teddy Bridgewater (Louisville, 20 of 32), 2013

Sugar Bowl
 257-Bill Burke (Michigan State, 21 of 35), 2000 Citrus Bowl
 257-Shaun Hill (Maryland, 23 of 39), 2002 Orange Bowl
 256-Sam Bradford (Oklahoma, 26 of 41), 2009 BCS National Championship
 252-Danny Kanell (Florida St., 23 of 40), 1995 Sugar Bowl
 217-Cary Conklin (Washington, 21 of 39), 1989 Freedom Bowl
 173-Troy Aikman (UCLA, 19 of 30), 1987 Aloha Bowl

Touchdown Passes - Florida

4-Rex Grossman, 2002 Orange Bowl
 3-Tim Tebow, 2010 Sugar Bowl
 3-Tim Tebow, 2008 Capital One Bowl
 3-Doug Johnson, 2000 Citrus Bowl
 3-Danny Wuerffel, 1997 Sugar Bowl
 3-Bob Hewko, 1982 Bluebonnet Bowl

Most Receptions - Florida

11-Travis Taylor (vs. Michigan State), 2000 Citrus Bowl
 10-Dallas Baker (vs. Iowa), 2006 Outback Bowl
 10-Taylor Jacobs (vs. Maryland), 2002 Orange Bowl
 9-Aaron Hernandez (vs. Cincinnati), 2010 Sugar Bowl
 9-Percy Harvin (vs. Michigan), 2008 Capital One Bowl
 9-Percy Harvin (vs. Ohio State), 2007 BCS National Championship
 9-Willie Jackson (vs. West Virginia), 1994 Sugar Bowl
 9-Barry Brown (vs. Missouri), 1966 Sugar Bowl
 8-6 times, last: O.J. Small (vs. Miami), 2004 Peach Bowl

Individual Receiving Yards - Florida

181-Riley Cooper (vs. Cincinnati), 2010 Sugar Bowl
 170-Taylor Jacobs (vs. Maryland), 2002 Orange Bowl
 166-Cris Collinsworth (vs. Maryland), 1980 Tangerine Bowl
 159-Travis Taylor (vs. Syracuse), 1999 Orange Bowl
 156-Travis Taylor (vs. Michigan State), 2000 Citrus Bowl
 150-Ike Hilliard (vs. Florida St.), 1997 Sugar Bowl
 148-Willie Jackson (vs. Notre Dame), 1992 Sugar Bowl
 147-Dallas Baker (vs. Iowa), 2006 Outback Bowl
 131-Willie Jackson (vs. West Virginia), 1994 Sugar Bowl
 128-Jack Jackson (vs. Florida St.), 1995 Sugar Bowl

Total Offense - Florida

533-Tim Tebow (482 pass, 51 run), vs. Cincinnati, 2010 Sugar Bowl
 397-Shane Matthews (370 pass, 27 run), vs. Notre Dame, 1992 Sugar Bowl
 371-Danny Wuerffel (394 pass, -23 run), vs. Florida St., 1995 Sugar Bowl
 346-Rex Grossman (323 pass, 23 run), vs. Michigan, 2003 Outback Bowl
 343-Steven Spurrier (352 pass, -9 run), vs. Missouri, 1966 Sugar Bowl
 340-Tim Tebow (231 Pass, 109 run), vs. Oklahoma,

2009 BCS National Championship
 296-Danny Wuerffel (306 pass, -10 run) vs. Florida St., 1997 Sugar Bowl
 283-Wayne Peace (271 pass, 12 run), vs. Maryland, 1980 Tangerine Bowl

Scoring - Florida

18-Travis Taylor (vs. Michigan State), 2000 Citrus Bowl (3 TDs)
 18-Ike Hilliard (vs. Florida St.), 1997 Sugar Bowl (3 TDs)
 18-Erriett Rhett (vs. West Virginia), 1994 Sugar Bowl (3 TDs)
 18-Dwayne Dixon (vs. Arkansas), 1982 Bluebonnet Bowl (3 TDs)
 16-Arden Czyzewski (vs. Notre Dame), 1992 Sugar Bowl (5 FGs-Sugar Bowl record; 1 PAT)

LONGEST PLAYS

Rushing

94-Larry Smith (vs. Georgia Tech), 1967 Orange Bowl

Rushing (TD)

94-Larry Smith (vs. Georgia Tech), 1967 Orange Bowl

Passing (TD)

86-Treon Harris to Ahmad Fulwood (vs. East Carolina), 2015 Birmingham Bowl

Field Goal

51-Jeff Chandler (vs. Miami), 2001 Sugar Bowl

Punt

69 - Robby Stevenson (vs. Florida St.), 1997 Sugar Bowl

2010 SUGAR BOWL

Florida set or tied 11 Sugar Bowl records and four BCS game records in the 2010 Sugar Bowl.

Individual

Most consecutive completions: 12, Tim Tebow
 Total offense: 533*, Tim Tebow (482 pass, 51 rush)
 Passing yards: 482*, Tim Tebow
 Completions: 31, Tim Tebow (ties record)
 Completion percentage: 88.6*, Tim Tebow
 Touchdown responsibility: 4, Tim Tebow (3 pass, 1 rush) (ties record)

Team

Total offense: 659* (484 pass, 177 rush; ties record)
 Yards per play: 9.41
 Completions: 35
 Fewest rushing attempts: 56 (Florida 33, Cincy 3)
 Completions: 58 (Florida 31, Cincinnati 27)

*Also a BCS Bowl record

YEAR-BY-YEAR DEFENSIVE STATS

Year	SCORING					FIRST DOWNS				RUSHING				PASSING				TOTAL OFFENSE				DEFENSIVE STATS					RETURNS				PENALTIES		PUNTING	
	Pts/Gm	Yds/Gm	TD	Pass	Yds	Yds	Att	Avg	Yds	Att	Yds	Yds	Att	Yds	Yds	Att	Yds	Yds	Yds	Yds	Yds	Yds	Yds	Yds	Yds	Yds	Yds	Yds	Yds	Yds	Yds	Yds	Yds	Yds
2004	21.1	15	22	25	55	23	37	16.2	2.6	397	712	5.6	394.2	29-44	925	30-232	87	(-289)	1	62	16-138	8.6	64-599	58.2	47-1053	22.4	15-219	8.8	76-348	41.4				
2005	21.1	17	9	22	55	23	37	16.2	2.6	397	712	5.6	394.2	29-44	925	30-232	87	(-289)	1	62	16-138	8.6	64-599	58.2	47-1053	22.4	15-219	8.8	76-348	41.4				
2006	21.1	17	9	22	55	23	37	16.2	2.6	397	712	5.6	394.2	29-44	925	30-232	87	(-289)	1	62	16-138	8.6	64-599	58.2	47-1053	22.4	15-219	8.8	76-348	41.4				
2007	21.1	17	9	22	55	23	37	16.2	2.6	397	712	5.6	394.2	29-44	925	30-232	87	(-289)	1	62	16-138	8.6	64-599	58.2	47-1053	22.4	15-219	8.8	76-348	41.4				
2008	21.1	17	9	22	55	23	37	16.2	2.6	397	712	5.6	394.2	29-44	925	30-232	87	(-289)	1	62	16-138	8.6	64-599	58.2	47-1053	22.4	15-219	8.8	76-348	41.4				
2009	21.1	17	9	22	55	23	37	16.2	2.6	397	712	5.6	394.2	29-44	925	30-232	87	(-289)	1	62	16-138	8.6	64-599	58.2	47-1053	22.4	15-219	8.8	76-348	41.4				
2010	21.1	17	9	22	55	23	37	16.2	2.6	397	712	5.6	394.2	29-44	925	30-232	87	(-289)	1	62	16-138	8.6	64-599	58.2	47-1053	22.4	15-219	8.8	76-348	41.4				
2011	21.1	17	9	22	55	23	37	16.2	2.6	397	712	5.6	394.2	29-44	925	30-232	87	(-289)	1	62	16-138	8.6	64-599	58.2	47-1053	22.4	15-219	8.8	76-348	41.4				
2012	21.1	17	9	22	55	23	37	16.2	2.6	397	712	5.6	394.2	29-44	925	30-232	87	(-289)	1	62	16-138	8.6	64-599	58.2	47-1053	22.4	15-219	8.8	76-348	41.4				
2013	21.1	17	9	22	55	23	37	16.2	2.6	397	712	5.6	394.2	29-44	925	30-232	87	(-289)	1	62	16-138	8.6	64-599	58.2	47-1053	22.4	15-219	8.8	76-348	41.4				
2014	21.1	17	9	22	55	23	37	16.2	2.6	397	712	5.6	394.2	29-44	925	30-232	87	(-289)	1	62	16-138	8.6	64-599	58.2	47-1053	22.4	15-219	8.8	76-348	41.4				
2015	21.1	17	9	22	55	23	37	16.2	2.6	397	712	5.6	394.2	29-44	925	30-232	87	(-289)	1	62	16-138	8.6	64-599	58.2	47-1053	22.4	15-219	8.8	76-348	41.4				

TOTAL OFFENSE

Year	Leader	Rush Yds	Pass Yds	Total	Avg/Gm
2014	Treon Harris	332	1,019	1,351	150.1
2013	Tyler Murphy	61	1,216	1,277	141.9
2012	Jeff Driskel	413	1,646	2,059	171.6
2011	John Brantley	-120	2,044	1,924	174.9
2010	John Brantley	-111	2,061	1,950	150.0
2009	Tim Tebow	910	2,895	3,805	271.8
2008	Tim Tebow	673	2,746	3,419	244.2
2007	* Tim Tebow	895	3,286	4,181	321.6
2006	Chris Leak	30	2,942	2,972	212.3
2005	Chris Leak	81	2,639	2,720	226.7
2004	* Chris Leak	79	3,197	3,276	273.0
2003	Chris Leak	-53	2,435	2,382	183.2
2002	Rex Grossman	-65	3,402	3,337	256.7
2001	Rex Grossman	8	3,896	3,904	354.9
2000	Rex Grossman	-76	1,866	1,790	162.7
1999	Doug Johnson	-111	2,574	2,463	223.9
1998	Doug Johnson	-66	2,346	2,280	228.0
1997	Doug Johnson	-185	2,023	1,838	204.2
1996	* Danny Wuerffel	-100	3,625	3,525	293.8
1995	* Danny Wuerffel	-141	3,266	3,125	284.1
1994	Danny Wuerffel	-45	1,754	1,709	142.4
1993	Danny Wuerffel	-89	2,230	2,141	194.6
1992	* Shane Matthews	-29	3,205	3,176	264.7
1991	* Shane Matthews	10	3,130	3,140	285.5
1990	* Shane Matthews	-27	2,952	2,925	265.9
1989	Emmitt Smith	1,599	0	1,599	145.4
1988	Kyle Morris	-11	1,217	1,206	120.6
1987	Kerwin Bell	-184	1,769	1,585	144.1
1986	Kerwin Bell	-148	1,515	1,367	151.9
1985	Kerwin Bell	-216	2,687	2,471	224.6
1984	Kerwin Bell	-5	1,614	1,609	146.3
1983	Wayne Peace	11	2,079	2,090	190.0
1982	Wayne Peace	-158	2,053	1,895	172.3
1981	Wayne Peace	-110	1,803	1,693	153.9
1980	Wayne Peace	63	1,271	1,334	148.2
1979	Larry Ochab	-100	1,169	1,069	152.7
1978	John Brantley	7	1,334	1,341	134.1
1977	Terry LeCount	628	848	1,476	134.2
1976	* Jimmy Fisher	288	1,511	1,799	163.5
1975	Jimmy DuBose	1,307	0	1,307	118.8
1974	Tony Green	856	31	887	80.6
1973	Don Gaffney	151	609	760	69.1
1972	David Bowden	-180	1,480	1,300	118.2
1971	John Reaves	-104	2,104	2,000	181.8
1970	John Reaves	-118	2,549	2,431	221.0
1969	* John Reaves	44	2,896	2,852	285.2
1968	Jackie Ekdahl	174	572	746	74.6
1967	Larry Rentz	194	1,031	1,225	122.5
1966	* Steve Spurrier	66	2,012	2,078	207.8
1965	* Steve Spurrier	230	1,893	2,123	212.3
1964	Steve Spurrier	146	943	1,089	108.9
1963	Tommy Shannon	12	956	968	96.8
1962	Larry Dupree	604	0	604	60.4
1961	Tom Batten	0	460	460	46.0
1960	Larry Libertore	420	293	713	71.3
1959	Dick Allen	14	613	627	62.7
1958	Jimmy Dunn	180	199	379	37.9
1957	Jim Rountree	411	0	411	45.7
1956	Ed Sears	370	0	370	37.0
1955	Jackie Simpson	424	12	436	43.6

*Led SEC in Total Offense

ALL-PURPOSE YARDS

Year	Leader	Yards	Plays	Rush Yds	Rec Yds	Ret	Avg/Play
2014	Matt Jones	882	177	817	65	0	5.0
2013	Solomon Patton	1,269	82	71	556	642	15.5
2012	Mike Gillislee	1,322	262	1,152	159	11	5.0
2011	Chris Rainey	1,451	218	861	381	209	6.7
2010	Jeff Demps	927	118	551	116	260	7.9
2009	Brandon James	1,324	106	109	215	1,000	11.6
2008	Brandon James	1,402	94	59	95	1,248	14.9
2007	Percy Harvin	1,622	83	764	858	0	19.5
2006	Dallas Baker	920	60	0	920	0	15.3
2005	Chad Jackson	1,013	109	89	900	24	9.2
2004	Ciatrick Fason	1,533	257	1,267	266	0	6.0
2003	Ran Carthon	780	140	595	185	0	5.6
2002	Earnest Graham	1,178	262	1,085	93	0	4.5
2001	Jabar Gaffney	1,191	67	0	1,191	0	17.8
2000	Jabar Gaffney	1,184	71	0	1,184	0	16.7
1999	Bo Carroll	1,432	133	577	103	752	10.8
1998	Travis McGriff	1,499	93	-3	1,357	145	16.1
1997	Fred Taylor	1,530	238	1,292	238	0	6.4
1996	Reidel Anthony	1,523	91	27	1,293	203	16.7
1995	Elijah Williams	1,135	136	858	277	0	8.3
1994	Jack Jackson	1,287	79	42	855	390	16.3
1993	Errict Rhett	1,560	283	1,289	271	0	5.6
1992	Errict Rhett	1,303	305	903	400	0	4.3
1991	Errict Rhett	1,470	264	1,109	361	0	5.6
1990	Errict Rhett	1,043	170	845	198	0	6.1
1989	Emmitt Smith	1,806	305	1,599	207	0	5.9
1988	Emmitt Smith	1,060	197	988	72	0	5.4
1987	Emmitt Smith	1,525	254	1,341	184	0	6.0
1986	Octavius Gould	797	177	562	235	0	4.5
1985	Neal Anderson	1,400	265	1,034	349	17	5.3
1984	John L. Williams	1,069	166	793	276	0	6.4
1983	Neal Anderson	919	173	835	75	9	5.3
1982	Lorenzo Hampton	1,027	156	664	213	150	6.6
1981	James Jones	799	188	617	182	0	4.3
1980	Cris Collinsworth	703	66	75	599	29	10.7
1979	Cris Collinsworth	778	62	17	593	168	12.5
1978	Cris Collinsworth	1,248	74	100	745	403	16.7
1977	Wes Chandler	1,128	102	353	490	285	11.0
1976	Wes Chandler	1,162	59	3	967	192	19.7
1975	Jimmy DuBose	1,315	194	1,307	8	0	6.8
1974	Tony Green	1,115	150	856	96	163	7.4
1973	Lee McGriff	704	39	1	703	0	18.1
1972	Nat Moore	1,426	176	845	351	230	8.1
1971	Willie Jackson	878	58	61	331	486	15.1
1970	Willie Jackson	990	77	61	439	490	12.8
1969	Carlos Alvarez	1,329	88	0	1,329	0	15.1
1968	Larry Smith	861	165	690	157	14	5.2
1967	Larry Smith	1,021	219	754	267	0	4.6
1966	Larry Smith	1,010	189	742	183	85	5.3
1965	Jack Harper	1,127	115	286	403	438	9.8

YEARLY LEADERS

KICKOFF RETURNS

Year	Leader	No	Yds	Avg	TD	Lg
2014	Andre Debose	21	519	24.7	0	43
2013	Solomon Patton	22	642	29.2	1	100
2012	Andre Debose	18	510	28.3	1	100
2011	Andre Debose	19	495	26.1	1	99
2010	Andre Debose	21	587	28.0	2	99
2009	Brandon James	29	756	26.1	1	85
2008	Brandon James	32	738	23.1	0	52
2007	Brandon James	30	841	28.0	0	61
2006	Brandon James	21	383	18.2	0	38
2005	Markus Manson	16	313	19.6	0	31
2004	Andre Caldwell	11	174	15.8	0	30
2003	Andre Caldwell	22	454	20.6	0	45
2002	Ran Carthon	17	380	22.4	0	39
2001	Lito Sheppard	7	171	24.4	0	40
2000	Lito Sheppard	13	298	22.9	0	39
1999	Bo Carroll	23	599	26.0	1	100
1998	John Capel	10	274	27.4	0	60
1997	Bo Carroll	9	287	31.9	1	94
1996	Jacquez Green	10	216	21.6	0	40
1995	Reidel Anthony	19	472	24.8	1	90
1994	Jack Jackson	15	390	26.0	0	60
1993	Jack Jackson	17	480	28.2	1	100
1992	Harrison Houston	21	487	23.2	0	40
1991	Larry Kennedy	12	331	27.6	0	58
1990	Monty Duncan	12	285	23.8	0	53
1989	Tony Lomack	18	436	24.2	1	99
1988	Tony Lomack	10	253	25.3	0	46
1987	Kerry Watkins	13	262	20.2	0	36
1986	Kerry Watkins	29	666	23.0	0	48
1985	Ricky Nattiel	10	194	19.4	0	30
1984	Ricky Nattiel	5	131	26.2	0	50
1983	Roger Sibbald	6	120	20.0	0	28
1982	John L. Williams	7	156	22.3	0	28
1981	Victor Bradley	10	201	20.1	0	33
1980	Johnell Brown	12	245	20.4	0	33
1979	Darrell Jones	12	212	17.6	0	36
1978	Cris Collinsworth	15	394	26.3	1	97
1977	Cris Collinsworth	9	193	21.4	0	56
1976	Terry LeCount	18	378	21.0	0	73
1975	Tony Green	13	290	22.3	0	56
1974	James Richards	11	220	20.0	0	31
1973	James Richards	11	241	21.9	0	30
1972	Willie Jackson	12	272	22.8	0	37
1971	Willie Jackson	22	486	22.9	0	68
1970	Willie Jackson	23	490	21.3	0	34
1969	Andy Cheney	11	263	23.9	0	46
1968	Jerry Vinesett	14	294	21.0	0	-
1967	Tommy Glenn	10	225	22.5	0	-
1966	Harmon Wages	13	296	24.8	0	-
1965	Jack Harper	12	186	15.5	0	-
1964	Jack Harper	11	249	22.6	0	-
1963	Jack Harper	9	171	19.6	0	-
1962	Bob Hoover	11	253	23.0	0	-
1961	Don Goodman	10	261	26.1	0	-
1960	Don Goodman	6	180	30.0	0	-
1959	Don Deal	9	208	23.2	0	-

PUNT RETURNS

Year	Leader	No	Yds	Avg	TD	Lg
2014	Andre Debose	23	323	14.0	1	62
2013	Marcus Roberson	14	129	9.2	0	38
2012	Andre Debose	10	93	9.3	0	32
2011	Chris Rainey	12	106	8.8	1	22
2010	Janoris Jenkins	18	150	8.3	0	33
2009	Brandon James	33	244	7.4	0	49
2008	Brandon James	37	510	13.8	2	78
2007	Brandon James	14	254	18.1	1	83
2006	Brandon James	33	363	11	1	77
2005	Vernell Brown	26	197	7.6	0	29
2004	Vernell Brown	21	161	7.7	0	43
2003	Keiwan Ratliff	30	341	11.1	0	29
2002	Keiwan Ratliff	32	341	10.7	0	41
2001	Lito Sheppard	26	246	9.5	0	28
2000	Lito Sheppard	22	307	14	2	57
1999	Bo Carroll	14	153	10.9	0	37
1998	Travis McGriff	21	145	6.9	0	31
1997	Jacquez Green	27	392	14.5	2	86
1996	Jacquez Green	25	324	13	2	79
1995	Reidel Anthony	11	122	11.1	0	52
1994	Sorola Palmer	28	276	9.9	0	21
1993	Sorola Palmer	13	129	9.9	0	33
1992	Monty Duncan	17	100	5.9	0	14
1991	Monty Duncan	29	200	6.9	0	25
1990	Terence Barber	27	189	7	0	73
1989	Tony Lomack	13	33	2.5	0	14
1988	Stacey Simmons	18	145	8.1	0	17
1987	Jarvis Williams	20	222	11.1	0	49
1986	Ricky Nattiel	12	75	6.3	0	14
1985	Ricky Nattiel	20	182	9.1	0	31
1984	Ricky Nattiel	22	346	15.7	1	67
1983	Roger Sibbald	13	94	7.2	0	13
1982	Ivory Curry	22	191	8.7	0	44
1981	Ivory Curry	28	263	9.4	0	34
1980	Ivory Curry	25	177	7.1	1	71
1979	Cris Collinsworth	15	29	1.9	0	13
1978	Tony Waters	8	124	15.5	0	26
1977	Wes Chandler	10	140	14	0	60
1976	Wes Chandler	13	175	13.5	0	54
1975	Tony Green	13	154	11.8	0	34
1974	Tyson Sever	16	88	5.6	0	18
1973	Tyson Sever	21	97	4.6	0	21
1972	Tyson Sever	35	354	10.1	1	71
1971	Harvin Clark	6	98	16.1	1	82
1970	Carlos Alvarez	9	166	18.4	1	72
1969	Steve Tannen	16	137	8.5	0	24
1968	Steve Tannen	22	255	11.5	2	72
1967	Richard Trapp	27	204	7.6	0	-
1966	George Grandy	27	243	9	1	83
1965	Jack Harper	19	252	13.3	0	-
1964	Allen Trammell	10	171	17.1	1	61
1963	Bruce Bennett	10	134	13.4	1	51
1962	Hagood Clarke	10	139	13.9	0	-
1961	Hagood Clarke	4	120	30	0	80
1960	Larry Libertore	17	153	9	0	-
1959	Jack Westbrook	13	125	9.7	0	-
1958	Jimmy Dunn	11	104	9.4	0	-
1956	Jackie Simpson	6	104	17.3	1	-
1955	Jackie Simpson	17	267	14.6	1	-

PUNTING LEADERS

Year	Leader	No	Yds	Avg	Lg
2014	Kyle Christy	64	2,832	44.2	66
2013	Johnny Townsend	29	1,217	42.0	61
2012	Kyle Christy	66	3,023	45.8	62
2011	Kyle Christy	30	1,227	40.9	67
2010	Chas Henry	50	2,253	45.1	75
2009	Chas Henry	34	1,476	43.4	61
2008	Chas Henry	44	1,908	43.4	67
2007	Chas Henry	37	1,453	39.3	54
2006	Eric Wilbur	53	2,244	42.3	64
2005	Eric Wilbur	59	2,459	41.7	63
2004	Eric Wilbur	53	2,243	42.3	57
2003	Eric Wilbur	66	2,954	44.8	75
2002	Ingle Martin	46	1,619	35.2	70
2001	Matt Leach	26	1,044	40.2	54
2000	Alan Rhine	47	2,035	43.3	65
1999	Alan Rhine	47	1,898	40.4	57
1998	David Wasielewski	52	2,100	40.4	53
1997	Robby Stevenson	45	1,865	41.4	58
1996	Robby Stevenson	35	1,475	42.1	64
1995	Robby Stevenson	33	1,264	38.3	52
1994	Shayne Edge	37	1,614	43.6	55
1993	Shayne Edge	43	1,837	42.7	61
1992	Shayne Edge	56	2,287	40.8	76
1991	Shayne Edge	46	1,991	43.3	62
1990	Arden Czynewski	32	1,109	34.7	47
1989	Hank Rone	41	1,525	37.2	65
1988	Fernando Acosta-Rua	23	876	38.1	53
1987	Jamie McAndrew	41	1,636	39.9	54
1986	Jamie McAndrew	57	2,178	38.2	54
1985	Ray Criswell	55	2,459	44.7	63
1984	Ray Criswell	28	1,220	43.6	64
1983	Ray Criswell	30	1,421	47.4	59
1982	Ray Criswell	48	2,053	42.8	73
1981	Joe Borajkiewicz	63	2,552	40.5	63
1980	Mark Dickert	60	2,501	41.7	62
1979	Bill Conover	76	2,869	37.8	53
1978	Bill Conover	59	2,398	40.6	60
1977	Alan Williams	57	2,438	42.8	64
1976	Alan Williams	43	1,681	39.1	57
1975	Tom Dolfi	56	2,160	38.6	55
1974	Buster Morrison	56	2,354	39.6	66
1973	Buster Morrison	70	2,853	40.8	62
1972	Buster Morrison	83	3,187	38.4	—
1971	John James	57	2,297	40.3	62
1970	John James	62	2,296	37.0	56
1969	Hunter Bowen	30	1,069	35.6	45
1968	Larry Rentz	49	1,754	35.7	—
1967	Larry Rentz	33	1,318	39.9	—
1966	Steve Spurrier	45	1,836	40.8	—
1965	Steve Spurrier	37	1,516	41.0	—
1964	Steve Spurrier	48	1,890	39.4	63
1963	H. A. Seymour	52	2,114	40.7	—
1962	Hagood Clarke	46	1,884	41.0	—
1961	Don Ringgold	50	1,839	36.7	65
1960	Don Ringgold	34	1,347	39.6	—
1959	Bobby Joe Green	54	2,424	44.9	65
1958	Bobby Joe Green	43	1,705	39.6	82
1957	Jimmy Dunn	28	930	33.2	—
1956	Harry Spears	34	1,295	38.1	—
1955	Don Chandler	22	975	44.3	76

TACKLE LEADERS

Year	Leader	Total	Solo	Ast
2014	Antonio Morrison, LB	101	30	71
2013	Michael Taylor, LB	62	30	32
2012	Josh Evans, S	83	49	34
2011	Jon Bostic, LB	94	60	34
2010	Ahmad Black, S	108	73	35
2009	Ryan Stamper, LB	78	42	36
2008	Brandon Spikes, LB	93	52	41
2007	Brandon Spikes, LB	131	81	50
2006	Earl Everett, LB	85	50	35
2005	Earl Everett, LB	72	39	33
2004	Brandon Siler, LB	77	50	27
2003	Daryl Dixon, DB	115	68	47
2002	Bam Harmon, LB	168	104	64
2001	Andra Davis, LB	107	68	39
2000	Todd Johnson, DB	102	67	35
1999	Marquand Manuel, DB	118	73	45
1998	Mike Peterson, LB	127	73	54
1997	Johnny Rutledge, LB	67	44	23
1996	James Bates, LB	135	58	77
1995	Lawrence Wright, DB	109	72	37
1994	Ben Hanks, NB	93	60	33
1993	Ed Robinson, ILB	117	59	58
1992	Carlton Miles, LB	142	81	61
1991	Carlton Miles, LB	102	46	56
1990	Jerry Odom, LB	85	47	38
1989	Pat Moorer, LB	100	55	45
1988	Pat Moorer, LB	77	49	28
1987	Jarvis Williams, DB	77	55	22
1986	Scott Armstrong, LB	130	61	69
1985	Alonzo Johnson, LB	106	67	39
1984	Alonzo Johnson, LB	90	52	38
1983	Fred McCallister, LB	116	70	46
1982	Wilber Marshall, LB	123	70	53
1981	Wilber Marshall, LB	121	78	43
1980	David Little, LB	161	101	60
1979	Robin Fisher, NG	110	73	37
1978	Scot Brantley, LB	193	115	78
1977	Charlie Williams, LB	153	98	55
1976	Scot Brantley, LB	145	93	52
1975	Sammy Green, LB	202	126	76
1974	Glenn Cameron, LB	185	120	65
1973	Ralph Ortega, LB	113	—	—

Prior to 1973, no tackle stats were kept or are available. Beginning in 2004, tackle stats went by press box totals.

RUSHING RECORDS

ATTEMPTS

Career

873–Errict Rhett, 1990-93
 700–Emmitt Smith, 1987-89
 692–Tim Tebow, 2006-09
 639–Neal Anderson, 1982-85
 603–Earnest Graham, 1999-2002
 537–Fred Taylor, 1994-97
 520–Larry Smith, 1966-68
 468–John L. Williams, 1982-85
 466–James Jones, 1979-82
 448–Tommy Durrance, 1969-71

Season

284–Emmitt Smith, 1989
 250–Errict Rhett, 1992
 247–Errict Rhett, 1993
 244–Mike Gillislee, 2012
 240–Earnest Graham, 2002
 238–Neal Anderson, 1985
 229–Emmitt Smith, 1987
 224–Errict Rhett, 1991
 222–Ciatrick Fason, 2004
 217–Tim Tebow, 2009
By a Senior: 247–Errict Rhett, 1993
By a Junior: 284–Emmitt Smith, 1989
By a Sophomore: 224–Errict Rhett, 1991
By a Freshman: 229–Emmitt Smith, 1987

Game

41–Errict Rhett vs. Georgia, 1993
 39–Emmitt Smith vs. Alabama, 1987
 34–Mike Gillislee vs. LSU, 2012
 34–Fred Taylor vs. Auburn, 1997
 33–Errict Rhett vs. Kentucky, 1992
 33–Neal Anderson vs. Kentucky, 1982
 32–Earnest Graham vs. Kentucky, 2002
 32–Emmitt Smith vs. LSU, 1987
 31–Emmitt Smith vs. New Mexico, 1989
 31–Neal Anderson vs. Kentucky, 1985
By a Senior: 41–Errict Rhett vs. Georgia, 1993
By a Junior: 33–Errict Rhett vs. Kentucky, 1992
By a Sophomore: 28–Emmitt Smith vs. Kentucky, 1988; Matt Jones vs. Kentucky, 2013
By a Freshman: 39–Emmitt Smith vs. Alabama, 1987

YARDAGE

Career

4,163–Errict Rhett, 1990-93
 3,928–Emmitt Smith, 1987-89
 3,234–Neal Anderson, 1982-85
 3,075–Fred Taylor, 1994-97
 3,065–Earnest Graham, 1999-2002
 2,947–Tim Tebow, 2006-09
 2,590–Tony Green, 1974-77
 2,470–Jeff Demps, 2008-11
 2,464–Chris Rainey, 2007-11
 2,409–John L. Williams, 1982-85

Season

1,599–Emmitt Smith, 1989
 1,341–Emmitt Smith, 1987
 1,307–Jimmy DuBose, 1975

1,292–Fred Taylor, 1997
 1,289–Errict Rhett, 1993
 1,267–Ciatrick Fason, 2004
 1,152–Mike Gillislee, 2012
 1,109–Errict Rhett, 1991
 1,085–Earnest Graham, 2002
 1,034–Neal Anderson, 1985
By a Senior: 1,307–Jimmy DuBose, 1975
By a Junior: 1,599–Emmitt Smith, 1989
By a Sophomore: 1,109–Errict Rhett, 1991
By a Freshman: 1,341–Emmitt Smith, 1987

Game

316–Emmitt Smith vs. New Mexico, 1989
 224–Emmitt Smith vs. Alabama, 1987
 218–Red Bethea vs. Chicago, 1930
 210–Ciatrick Fason vs. Kentucky, 2004
 204–Jimmy DuBose vs. Florida St., 1975
 202–Emmitt Smith vs. Vanderbilt, 1989
 199–Chuck Hunsinger vs. Furman, 1949
 197–Kelvin Taylor vs. Georgia, 2014
 197–Neal Anderson vs. Kentucky, 1982
 196–Errict Rhett vs. Auburn, 1993
By a Senior: 218–Red Bethea vs. Chicago, 1930
By a Junior: 316–Emmitt Smith vs. New Mexico, 1989
By a Sophomore: 190–Ciatrick Fason vs. South Carolina, 2003
By a Freshman: 224–Emmitt Smith vs. Alabama, 1987

AVERAGE PER CARRY

Career

(Min. 400 attempts)
 5.8–Tony Green, 1974-77 (445 attempts)
 (Min. 300 attempts)
 6.7–Jeff Demps, 2008-11 (367 attempts)

Season

(Min. 200 attempts)
 6.0–Fred Taylor, 1997 (214 attempts)
 (Min. 100 attempts)
 7.5–Elijah Williams, 1995 (114 attempts)

Game

(Min. 25 attempts)
 10.2–Emmitt Smith vs. New Mexico, 1989 (31-316)
 (Min. 10 attempts)
 16.2–Tony Green vs. Maryland, 1974 (11-178)
 (Min. 5 attempts)
 22.7–Bo Carroll vs. Central Michigan, 1997 (7-159)
 (Min. 4 attempts)
 26.0–John L. Williams vs. Mississippi St., 1983 (4-104)

TOUCHDOWNS

Career

*57–Tim Tebow, 2006-09
 36–Emmitt Smith, 1987-89
 34–Errict Rhett, 1990-93
 33–Earnest Graham, 1999-2002
 31–Fred Taylor, 1994-97
 30–Neal Anderson, 1982-85
 25–DeShawn Wynn, 2003-06
 25–Buford Long, 1950-52

24–Larry Smith, 1966-68
 23–Jeff Demps, 2008-11

*SEC Record

Season

23–Tim Tebow, 2007
 14–Tim Tebow, 2009
 14–Emmitt Smith, 1989
 14–Buford Long, 1952
 13–Fred Taylor, 1997
 13–Emmitt Smith, 1987
 12–Tim Tebow, 2008
 12–Tommy Durrance, 1969
 11–Trey Burton, 2010
 11–Earnest Graham, 2002
 11–Errict Rhett, 1993

Game

5–Trey Burton vs. Kentucky, 2010
 5–Tim Tebow vs. South Carolina, 2007
 4–Jesse Palmer vs. Kentucky, 2000
 4–Fred Taylor vs. Florida St., 1997
 4–Rammy Ramsdell vs. Mercer, 1915
 4–Tommy Owens vs. Mercer, 1928

AVERAGE RUSHING YARDAGE PER GAME

Career

126.7–Emmitt Smith, 1987-89 (3,928 in 31 games)
 90.5–Errict Rhett, 1990-93 (4,163 in 46 games)
 80.9–Fred Taylor, 1994-97 (3,075 in 38 games)
 75.2–Neal Anderson, 1982-85 (3,234 in 43 games)

Season

145.4–Emmitt Smith, 1989 (1,599 in 11 games)
 121.9–Emmitt Smith, 1987 (1,341 in 11 games)
 118.8–Jimmy DuBose, 1975 (1,307 in 11 games)
 117.5–Fred Taylor, 1997 (1,292 in 11 games)
 109.7–Emmitt Smith, 1988 (988 in 9 games)
 107.4–Errict Rhett, 1993 (1,289 in 12 games)

By a Senior: 118.8–Jimmy DuBose, 1975 (1,307 in 11 games)

By a Junior: 145.4–Emmitt Smith, 1989 (1,599 in 11 games)

By a Sophomore: 109.7–Emmitt Smith, 1988 (988 in 9 games)

By a Freshman: 121.9–Emmitt Smith, 1987 (1,341 in 11 games)

RUSHING YARDS BY A WIDE RECEIVER

Career

1,852–Percy Harvin, 2006-08
 356–Wes Chandler, 1976-77
 323–Omarius Hines, 2008-12
 293–Andre Caldwell, 2003-07
 217–Solomon Patton, 2010-13
 210–Cris Collinsworth, 1977-80
 165–Jacquez Green, 1998-99
 147–John Capel, 1998-99
 91–Reche Caldwell, 1999-2001
 90–Chad Jackson, 2003-05

Season

764–Percy Harvin, 2007
 660–Percy Harvin, 2008

428–Percy Harvin, 2006
 353–Wes Chandler, 1977
 159–Omarius Hines, 2012
 152–Omarius Hines, 2010
 140–Solomon Patton, 2012
 109–Brandon James, 2009
 102–Andre Caldwell, 2006
 93–Jacquez Green, 1995

RUSHING YARDS BY A QUARTERBACK

Career

2,947–Tim Tebow, 2006-09
 786–Larry Libertore, 1960-62
 655–Terry LeCount, 1975-77
 582–Jimmy Fisher, 1975-77
 513–Don Gaffney, 1973-75

Season

910–Tim Tebow, 2009
 895–Tim Tebow, 2007
 673–Tim Tebow, 2008
 628–Terry LeCount, 1977
 469–Tim Tebow, 2006
 420–Larry Libertore, 1962
 413–Jeff Driskel, 2012
 349–Trey Burton, 2010
 328–Jordan Reed, 2010
 288–Jimmy Fisher, 1976

Game

177–Jeff Driskel vs. Vanderbilt, 2012
 166–Tim Tebow vs. Ole Miss, 2007
 123–Tim Tebow vs. Kentucky, 2009
 120–Tim Tebow vs. South Carolina, 2007
 111–Treon Harris vs. South Carolina, 2014
 110–Trey Burton vs. Georgia, 2010
 109–Tim Tebow vs. Oklahoma, 2008
 109–Larry Rentz vs. Tulane, 1967
 108–Terry LeCount vs. Georgia, 1977
 103–Jimmy Fisher vs. Miami, 1976

RUSHING TOUCHDOWNS BY A QUARTERBACK

Career

*57–Tim Tebow, 2006-09

Season

*23–Tim Tebow, 2007
 14–Tim Tebow, 2009
 12–Tim Tebow, 2008
 11–Trey Burton, 2010

8–Tim Tebow, 2006
 8–Jimmy Fisher, 1979

*SEC Record

Game

5–Trey Burton vs. Kentucky, 2010
 5–Tim Tebow vs. South Carolina, 2007
 4–Jesse Palmer vs. Kentucky, 2000

100-YARD GAMES

Career

23–Emmitt Smith, 1987-89
 20–Errict Rhett, 1990-93
 14–Fred Taylor, 1994-97

14–Neal Anderson, 1982-85
 10–Earnest Graham, 1999-2002
 8–John L. Williams, 1982-85
 7–Ciatrick Fason, 2002-04
 7–Jimmy DuBose, 1973-75
 7–Larry Smith, 1966-68

Season

9–Emmitt Smith, 1989
 8–Fred Taylor, 1997
 8–Emmitt Smith, 1987
 7–Errict Rhett, 1993
 6–Ciatrick Fason, 2004
 6–Errict Rhett, 1991
 6–Emmitt Smith, 1988
 6–Jimmy DuBose, 1975

CONSECUTIVE 100-YARD GAMES

In a Season

6–Emmitt Smith, 1987 vs. Tulsa (109), Alabama (224), Mississippi St. (173), LSU (184), Cal State-Fullerton (130), Temple (175)
 5–Fred Taylor, 1997 vs. So. Mississippi (101), Central Michigan, (106), Tennessee (134), Kentucky (126), Arkansas (103)
 5–Emmitt Smith, 1988 vs. Montana St. (148), Ole Miss (109), Indiana St. (109), Mississippi St. (164), LSU (132)
 4–Jimmy DuBose, 1975, vs. Vanderbilt (180), Florida St. (204), Duke (141), Auburn (149)
 4–Errict Rhett, 1991, vs. Auburn (106), Georgia (124), Kentucky (154), Florida St. (109)
 4–Errict Rhett, 1993, vs. Arkansas State (108), Kentucky (136), Tennessee (147), Mississippi St. (122)

MOST CONSECUTIVE 100-YARD GAMES

8–Emmitt Smith (last three games of 1987 and first five games of 1988)

STREAKS OF 100-YARD RUSHING GAMES

6–Emmitt Smith, 1987 vs. Tulsa, Alabama, Mississippi St., LSU, Cal State-Fullerton, Temple
 5–Fred Taylor, 1997 vs. So. Miss., Central Michigan, Tennessee, Kentucky, Arkansas
 5–Emmitt Smith, 1988 vs. Montana State, Ole Miss, Indiana State, Mississippi St., LSU
 4–Errict Rhett, 1993 vs. Arkansas State, Kentucky, Tennessee, Mississippi St.
 4–Errict Rhett, 1991 vs. Auburn, Georgia, Kentucky, Florida St.
 4–Jimmy DuBose, 1975 vs. Vanderbilt, Florida St., Duke, Auburn
 3–Chris Rainey, 2011 vs. UAB, Tennessee, Kentucky
 3–Ciatrick Fason, 2004 vs. Mississippi St., Georgia, Vanderbilt
 3–Emmitt Smith, 1989 vs. Georgia, Kentucky, Florida St.
 3–Emmitt Smith, 1989 vs. LSU, Vanderbilt, New Mexico
 3–Emmitt Smith, 1989 vs. Ole Miss, Louisiana Tech, Memphis State
 3–Neal Anderson, 1985 vs. Mississippi St., LSU, Tennessee
 3–Neal Anderson, 1984 vs. Tennessee, Cincinnati, Auburn

3–Neal Anderson, 1982 vs. Kentucky, Tulane, Florida St.
 2–Mike Gillislee, 2012 vs. Jacksonville St., Florida St.
 2–Jeff Demps, 2008 vs. Arkansas, LSU
 2–Percy Harvin, 2007 vs. Florida St., Michigan
 2–Percy Harvin, 2007 vs. Georgia, Vanderbilt
 2–DeShawn Wynn, 2006 vs. Tennessee, Kentucky
 2–Earnest Graham, 1999 vs. Vanderbilt, South Carolina
 2–Terry Jackson, 1998 vs. Kentucky, Alabama
 2–Terry Jackson, 1998 vs. The Citadel, NE Louisiana
 2–Fred Taylor, 1997 vs. South Carolina, Florida St.
 2–Fred Taylor, 1996 vs. LSU, Auburn
 2–Elijah Williams, 1996 vs. LSU, Auburn
 2–Elijah Williams, 1995 vs. South Carolina, Vanderbilt
 2–Terry Jackson, 1995 vs. Kentucky, Tennessee
 2–Errict Rhett, 1993 vs. Auburn, Georgia
 2–Errict Rhett, 1990 vs. Mississippi St., LSU
 2–Bo Carroll, 1989 vs. Auburn, Georgia
 2–Emmitt Smith, 1987 vs. Kentucky, Florida St.
 2–John L. Williams, 1984 vs. Tennessee, Cincinnati
 2–John L. Williams, 1983 vs. Vanderbilt, East Carolina
 2–Jimmy DuBose, 1975 vs. N.C. State, Mississippi St.
 2–Nat Moore, 1972 vs. Alabama, Ole Miss
 2–Larry Smith, 1968 vs. Tulane, North Carolina
 2–Larry Smith, 1967 vs. Tulane, Vanderbilt
 2–Rick Casares, 1951 vs. Loyola, Auburn

MOST YARDS RUSHING IN TWO CONSECUTIVE GAMES

518–Emmitt Smith, 1989, vs. Vanderbilt (202), New Mexico (316)
 397–Emmitt Smith, 1987, vs. Alabama (224), Mississippi St. (173)

MOST YARDS RUSHING IN THREE CONSECUTIVE GAMES

635–Emmitt Smith, 1989, vs. LSU (117), Vanderbilt (202), New Mexico (316)

LONGEST RUSHING PLAYS (Touchdowns)

96–Emmitt Smith vs. Mississippi St., 1988
 91–Willie Wilder vs. Mississippi St., 1976
 91–Herb McAnley vs. Sewanee, 1932
 90–Ken McLean vs. Georgia, 1944
 86–John L. Williams vs. West Texas State, 1982
 84–Jeff Demps vs. Kentucky, 2011
 84–Bobby Lance vs. Auburn, 1954
 80–Trey Burton vs. Tennessee, 2012
 80–Percy Harvin vs. South Carolina, 2008
 80–Neal Anderson vs. Tennessee, 1984
 80–Tony Green vs. Mississippi St., 1977
 80–Jimmy DuBose vs. Vanderbilt, 1975
 80–Bobby Forbes vs. Auburn, 1947
 77–Buford Long vs. Georgia, 1952
 76–Chris Rainey vs. Charleston Southern, 2009
 76–Neal Anderson vs. LSU, 1983
 76–Jimmy Dunn vs. Georgia, 1958
 75–Chris Rainey vs. Arkansas, 2008
 75–Ciatrick Fason vs. Arkansas, 2003
 75–Lorenzo Hampton vs. West Texas State, 1982
 75–Bob Hoover vs. Texas A&M, 1962

YEAR-BY-YEAR INDIVIDUAL 100-YARD RUSHING GAMES

1965:	7	1978:	1	1991:	6	2004:	6
1966:	2	1979:	1	1992:	3	2005:	2
1967:	3	1980:	1	1993:	8	2006:	2
1968:	4	1981:	0	1994:	2	2007:	7
1969:	2	1982:	8	1995:	6	2008:	8
1970:	1	1983:	6	1996:	6	2009:	3
1971:	0	1984:	8	1997:	8	2010:	2
1972:	6	1985:	5	1998:	5	2011:	7
1973:	2	1986:	1	1999:	7	2012:	6
1974:	3	1987:	8	2000:	4	2013:	2
1975:	6	1988:	6	2001:	1	2014:	6
1976:	4	1989:	10	2002:	4	TOTAL:	216
1977:	3	1990:	5	2003:	3		

TOP YEAR-BY-YEAR INDIVIDUAL 100-YARD RUSHING GAMES

1989:	10	2014:	6
2008:	8	2012:	6
1997:	8	1996:	6
1993:	8	1995:	6
1987:	8	1991:	6
1984:	8	1988:	6
1982:	8	1983:	6
2011:	7	1975:	6
2007:	7	1972:	6
1999:	7		

SINGLE-SEASON 1000-YARD RUSHERS

Player	Year	Yards	Carries	Avg	Games to 1,000
Emmitt Smith	1989	1,599	176	9.1	7
Emmitt Smith	1987	1,341	151	8.9	7
Jimmy DuBose	1975	1,307	140	9.3	8
Fred Taylor	1997	1,292	192	6.7	10
Errict Rhett	1993	1,289	175	7.4	8
Ciatrick Fason	2004	1,267	222	5.7	9
Mike Gillislee	2012	1,152	244	4.7	12
Errict Rhett	1991	1,109	200	5.5	10
Earnest Graham	2002	1,085	240	4.5	13
Neal Anderson	1985	1,034	241	4.3	11

SAME GAME 100-YARD RUSHING PERFORMANCES

2014 vs. Georgia, Kelvin Taylor (197) and Matt Jones (192)
 2011 vs. Kentucky, Jeff Demps (157) and Chris Rainey (105)
 2008 vs. Oklahoma, Percy Harvin (122) and Tim Tebow (109)
 2008 vs. The Citadel, Chris Rainey (142) and Emmanuel Moody (116)
 2008 vs. Arkansas, Chris Rainey (103) and Jeff Demps (103)
 1997 vs. Central Michigan, Bo Carroll (159) and Fred Taylor (106)
 1996 vs. LSU, Elijah Williams (109) and Fred Taylor (107)
 1996 vs. Auburn, Elijah Williams (116) and Fred Taylor (110)
 1984 vs. Cincinnati, James Massey (120), John L. Williams (111) and Neal Anderson (105)
 1984 vs. Tennessee, Neal Anderson (178) and John L. Williams (100)
 1983 vs. East Carolina, John L. Williams (119) and Neal Anderson (118)
 1982 vs. Florida St., Lorenzo Hampton (138) and Neal Anderson (103)
 1982 vs. West Texas State, John L. Williams (179) and Lorenzo Hampton (116)
 1967 vs. Tulane, Larry Smith (115) and Larry Rentz (109)

*1996 vs. LSU and Auburn marks the only time multiple players have rushed for 100 yards in consecutive games

100-YARD RUSHING GAMES

316—Emmitt Smith vs. New Mexico, 1989 (31)
 224—Emmitt Smith vs. Alabama, 1987 (39)
 218—Red Bethea vs. Chicago, 1930
 210—Ciatrick Fason vs. Kentucky, 2004 (31)
 204—Jimmy DuBose vs. Florida St., 1975 (22)
 202—Emmitt Smith vs. Vanderbilt, 1989 (25)
 199—Chuck Hunsinger vs. Furman, 1949
 197—Kelvin Taylor vs. Georgia, 2014 (25)
 197—Neal Anderson vs. Kentucky, 1982 (33)
 196—Errict Rhett vs. Auburn, 1993 (22)
 193—Errict Rhett vs. Kentucky, 1992 (33)
 192—Matt Jones vs. Georgia, 2014 (25)
 190—Ciatrick Fason vs. South Carolina, 2003 (20)
 184—Emmitt Smith vs. LSU, 1987 (32)
 183—Errict Rhett vs. Georgia, 1993 (41)
 182—Earnest Graham vs. UAB, 2002 (18)
 182—Emmitt Smith vs. Memphis St., 1989 (24)
 180—Jimmy DuBose vs. Vanderbilt, 1975 (13)
 179—John L. Williams vs. West Texas St., 1982 (19)
 178—Neal Anderson vs. Tennessee, 1984 (23)
 178—Tony Green vs. Maryland, 1974 (11)
 177—Jeff Driskel vs. Vanderbilt, 2012 (11)
 177—Bobby Forbes vs. Jax NAS, 1944
 175—Emmitt Smith vs. Temple, 1987 (23)
 174—Chuck Hunsinger vs. Georgia, 1949 (18)
 173—Emmitt Smith vs. Mississippi St., 1987 (20)
 170—Ciatrick Fason vs. Vanderbilt, 2004 (26)
 170—Fred Taylor vs. South Carolina, 1997 (24)
 170—Errict Rhett vs. Alabama, 1991 (23)
 169—Percy Harvin vs. Florida St., 2007 (16)
 169—Earnest Graham vs. Auburn (SECCG), 2000 (19)
 167—Matt Jones vs. Kentucky, 2013 (28)
 167—Percy Harvin vs. South Carolina, 2008 (8)
 166—Tim Tebow vs. Ole Miss, 2007 (27)
 165—Percy Harvin vs. Michigan (Bowl), 2008 (13)
 165—Neal Anderson vs. Indiana St., 1983 (26)
 164—Emmitt Smith vs. Mississippi St., 1988 (13)
 162—Fred Taylor vs. Florida St., 1997 (22)
 160—Neal Anderson vs. Tennessee, 1985 (29)
 159—Bo Carroll vs. Central Michigan, 1997 (7)
 158—Jeff Demps vs. Vanderbilt, 2011 (23)
 158—Earnest Graham vs. W. Michigan, 1999 (19)
 157—Jeff Demps vs. Kentucky, 2011 (10)
 157—Neal Anderson vs. Tulane, 1984 (15)
 156—Matt Jones vs. Kentucky, 2014 (29)
 154—Errict Rhett vs. Kentucky, 1991 (26)
 154—Jimmy DuBose vs. Mississippi St., 1975 (20)
 153—Emmitt Smith vs. Florida St., 1989 (30)
 153—John L. Williams vs. Virginia Tech, 1985 (27)
 149—Neal Anderson vs. LSU, 1983 (15)
 149—Jimmy DuBose vs. Auburn, 1975 (27)
 148—Mike Gillislee vs. Bowling Green, 2012 (24)
 148—Emmitt Smith vs. Montana St., 1988 (19)
 147—Errict Rhett vs. Tennessee, 1993 (30)
 146—James Jones vs. Vanderbilt, 1982 (26)
 146—Nat Moore vs. Kentucky, 1972 (23)
 144—Mike Gillislee vs. LSU, 2012 (34)
 143—Ciatrick Fason vs. Mississippi St., 2004 (16)
 143—Elijah Williams vs. Georgia, 1995 (15)
 143—Errict Rhett vs. Mississippi St., 1990 (25)
 143—Jimmy DuBose vs. Auburn, 1974 (25)
 142—Chris Rainey vs. The Citadel, 2008 (7)
 142—Errict Rhett vs. Mississippi St., 1991 (27)
 142—Errict Rhett vs. Auburn, 1990 (15)

142—Nat Moore vs. Ole Miss, 1972 (16)
 142—Larry Smith vs. North Carolina, 1968 (24)
 141—Jimmy DuBose vs. Duke, 1975 (26)
 140—Mike Gillislee vs. Florida St., 2012 (24)
 140—Fred Taylor vs. Auburn, 1997 (34)
 140—Fred Taylor vs. Vanderbilt, 1994 (16)
 139—Jeff Demps vs. USF, 2010 (11)
 139—Ciatrick Fason vs. Georgia, 2004 (17)
 139—Fred Taylor vs. South Carolina, 1996 (21)
 138—Terry Jackson vs. Kentucky, 1995 (18)
 138—Lorenzo Hampton vs. Florida St., 1982 (23)
 136—Fred Taylor vs. LSU, 1994 (16)
 136—Errict Rhett vs. Kentucky, 1993 (21)
 135—Terry Jackson vs. Alabama, 1998 (25)
 134—Fred Taylor vs. Tennessee, 1997 (17)
 134—Neal Anderson vs. Kentucky, 1985 (31)
 134—Neal Anderson vs. Mississippi St., 1985 (23)
 132—Chris Rainey vs. South Carolina, 2011 (17)
 132—Emmitt Smith vs. LSU, 1988 (27)
 132—Tony Green vs. Utah, 1977 (10)
 131—Earnest Graham vs. Georgia, 2001 (23)
 131—Vince Kendrick vs. North Carolina, 1972 (19)
 130—Emmitt Smith vs. Cal St. Fullerton, 1987 (22)
 129—Jeff Demps vs. LSU, 2008 (10)
 129—Tony Green vs. Tennessee, 1977 (18)
 128—Earnest Graham vs. Kentucky, 2000 (14)
 128—Elijah Williams vs. Vanderbilt, 1995 (9)
 127—Terry Jackson vs. The Citadel, 1998 (10)
 127—Emmitt Smith vs. Kentucky, 1989 (29)
 127—Tommy Durrance vs. Mississippi St., 1969 (21)
 126—Fred Taylor vs. Kentucky, 1997 (14)
 126—Elijah Williams vs. South Carolina, 1995 (14)
 126—Michael Rich vs. Georgia, 1970 (21)
 125—Earnest Graham vs. Vanderbilt, 2002 (24)
 124—Earnest Graham vs. Vanderbilt, 1999 (16)
 124—Errict Rhett vs. Georgia, 1991 (25)
 124—Tony Green vs. Tennessee, 1976 (17)
 124—Willie Wilder vs. Mississippi St., 1976 (7)
 123—Tim Tebow vs. Kentucky, 2009 (16)
 123—Neal Anderson vs. LSU, 1985 (22)
 122—Mike Gillislee vs. Jacksonville St., 2012 (20)
 122—Percy Harvin vs. Oklahoma, 2008 (9)
 122—Errict Rhett vs. Mississippi St., 1993 (19)
 121—Tim Tebow vs. South Carolina, 2007 (26)
 121—Tom Christian vs. Mississippi St., 1968 (9)
 120—Earnest Graham vs. Michigan, 2002 (22)
 120—Robert Gillespie vs. LSU, 2000 (19)
 120—Errict Rhett vs. South Carolina, 1993 (29)
 120—Errict Rhett vs. Southern Miss, 1992 (21)
 120—James Massey vs. Cincinnati, 1984 (18)
 120—Malcolm Hammack vs. Georgia Tech, 1954 (14)
 119—Chris Rainey vs. UAB, 2011 (16)
 119—Terry Jackson vs. Tennessee, 1995 (17)
 119—John L. Williams vs. East Carolina, 1983 (17)
 119—Vince Kendrick vs. Auburn, 1973 (23)
 118—Neal Anderson vs. East Carolina, 1983 (23)
 117—Terry Jackson vs. NE Louisiana, 1998 (16)
 117—Emmitt Smith vs. LSU, 1989 (29)
 117—Emmitt Smith vs. Ole Miss, 1989 (26)
 117—Tommy Durrance vs. Miami, 1969 (21)
 116—Emmanuel Moody vs. The Citadel, 2008 (13)
 116—Terry Jackson vs. Kentucky, 1998 (22)
 116—Elijah Williams vs. Auburn, 1996 (16)
 116—Eugene McCaslin vs. Georgia So., 1996 (8)

116—Lorenzo Hampton vs. West Texas St., 1982 (13)
 115—Mike Gillislee vs. Tennessee, 2012 (18)
 115—Elijah Williams vs. Kentucky, 1994 (13)
 115—Larry Smith vs. Tulane, 1968 (23)
 115—Larry Smith vs. Tulane, 1967 (23)
 115—Larry Smith vs. N.C. St., 1966 (26)
 114—Matt Jones vs. Tennessee, 2014 (23)
 113—Percy Harvin vs. Vanderbilt, 2007 (11)
 113—Bo Carroll vs. Georgia, 1999 (13)
 113—Emmitt Smith vs. Kentucky, 1988 (28)
 113—Vince Kendrick vs. Mississippi St., 1972 (12)
 112—Mack Brown vs. Toledo, 2013 (25)
 112—Robert Gillespie vs. Ball St., 2000 (17)
 112—Emmitt Smith vs. Kentucky, 1987 (24)
 111—Treon Harris vs. South Carolina (20)
 111—Fred Taylor vs. Auburn, 1995 (17)
 111—Errict Rhett vs. Kentucky, 1990 (18)
 111—John L. Williams vs. Cincinnati, 1984 (12)
 111—James Jones vs. Kentucky, 1980 (22)
 110—Trey Burton vs. Georgia, 2010 (17)
 110—Fred Taylor vs. Auburn, 1996 (14)
 110—John L. Williams vs. Kentucky, 1984 (18)
 109—Adam Lane vs. East Carolina, 2014 (16)
 109—Tim Tebow vs. Oklahoma, 2008 (22)
 109—DeShawn Wynn vs. Georgia, 2005 (19)
 109—Elijah Williams vs. LSU, 1996 (13)
 109—Errict Rhett vs. Florida St., 1991 (24)
 109—Emmitt Smith vs. Indiana St., 1988 (21)
 109—Emmitt Smith vs. Ole Miss, 1988 (20)
 109—Emmitt Smith vs. Tulsa, 1987 (10)
 109—Lorenzo Hampton vs. Mississippi St., 1982 (12)
 109—Jimmy DuBose vs. N.C. St., 1975 (17)
 109—Nat Moore vs. Florida St., 1973 (15)
 109—Larry Smith vs. Air Force, 1968 (25)
 109—Larry Rentz vs. Tulane, 1967 (13)
 108—Chris Rainey vs. Tennessee (21)
 108—Tim Tebow vs. Troy, 2007 (17)
 108—Ran Carthon vs. Ole Miss., 2003 (15)
 108—Robert Gillespie vs. LSU, 1999 (21)
 108—Robert Gillespie vs. Kentucky, 1999 (12)
 108—Errict Rhett vs. Arkansas St., 1993 (16)
 108—Neal Anderson vs. Auburn, 1984 (15)
 108—Calvin Davis vs. Georgia Tech, 1978 (20)
 108—Terry LeCount vs. Georgia, 1977 (16)
 108—Nat Moore vs. Alabama, 1972 (11)
 108—Rick Casares vs. Loyola, 1951 (12)
 107—Fred Taylor vs. LSU, 1996 (16)
 107—James Jones vs. Auburn, 1982 (16)
 106—Jeff Demps vs. Florida St., 2009 (7)
 106—Fred Taylor vs. Central Michigan, 1997 (9)
 106—Errict Rhett vs. Auburn, 1991 (26)
 106—Emmitt Smith vs. Georgia, 1989 (22)
 106—Tony Green vs. Kentucky, 1974 (9)
 105—Chris Rainey vs. Kentucky, 2011 (15)
 105—Jeff Demps vs. FAU, 2011 (12)
 105—Percy Harvin vs. Arkansas, 2006 (6)
 105—Ciatrick Fason vs. Eastern Michigan, 2004 (16)
 105—Earnest Graham vs. South Carolina, 1999 (24)
 105—Willie McClendon vs. Akron, 1990 (18)
 105—Errict Rhett vs. LSU, 1990 (15)
 105—Neal Anderson vs. Cincinnati, 1984 (16)
 105—Larry Smith vs. Vanderbilt, 1967 (23)
 104—DeShawn Wynn vs. Kentucky, 2006 (14)
 104—DeShawn Wynn vs. Tennessee, 2006 (22)

104—Bo Carroll vs. Auburn, 1999 (11)
 104—Errict Rhett vs. Vanderbilt, 1992 (22)
 104—John L. Williams vs. Mississippi St., 1983 (4)
 104—Derald Williams vs. Tulsa, 1979 (17)
 103—Jeff Demps vs. Arkansas, 2008 (7)
 103—Chris Rainey vs. Arkansas, 2008 (10)
 103—Ciatrick Fason vs. Florida St., 2004 (24)
 103—Fred Taylor vs. Arkansas, 1997 (13)
 103—John L. Williams vs. Vanderbilt, 1983 (17)
 103—Neal Anderson vs. Florida St., 1982 (13)
 103—Neal Anderson vs. Tulane, 1982 (24)
 103—James Fisher vs. Miami, 1976 (15)
 103—Nat Moore vs. Miami, 1972 (18)
 103—Rick Casares vs. Auburn, 1951 (15)
 102—Tim Tebow vs. FIU, 2009 (7)
 102—Earnest Graham vs. Kentucky, 2002 (32)
 102—Eugene McCaslin vs. Vanderbilt, 1998 (14)
 102—Octavius Gould vs. Rutgers, 1986 (28)
 102—Willie Wilder vs. Georgia, 1976 (13)
 102—Larry Smith vs. Auburn, 1966 (22)
 101—DeShawn Wynn vs. Louisiana Tech, 2005 (16)
 101—Fred Taylor vs. Southern Miss., 1997 (19)
 100—Percy Harvin vs. Georgia, 2007 (10)
 100—DeShawn Wynn vs. Miami, 2003 (8)
 100—Emmitt Smith vs. Louisiana Tech, 1989 (20)
 100—Emmitt Smith vs. Florida St., 1987 (20)
 100—John L. Williams vs. Tennessee, 1984 (13)

MOST CAREER 100-YARD RUSHING GAMES

Emmitt Smith	23	Jeff Driskel	1
Errict Rhett	20	James Fisher	1
Neal Anderson	14	Bobby Forbes	1
Fred Taylor	14	Octavius Gould	1
Earnest Graham	10	Malcolm Hammack	1
John L. Williams	8	Treon Harris	1
Jeff Demps	7	Chuck Hunsinger	1
Jimmy DuBose	7	Adam Lane	1
Ciatrick Fason	7	Terry LeCount	1
Percy Harvin	7	James Massey	1
Larry Smith	7	Willie McClendon	1
Terry Jackson	6	Emmanuel Moody	1
Chris Rainey	6	Larry Rentz	1
Tim Tebow	6	Michael Rich	1
Elijah Williams	6	Kelvin Taylor	1
Mike Gillislee	5	Derald Williams	1
Tony Green	5		
Nat Moore	5		
DeShawn Wynn	5		
Robert Gillespie	4		
Matt Jones	4		
Bo Carroll	3		
Lorenzo Hampton	3		
James Jones	3		
Vince Kendrick	3		
Rick Casares	2		
Tommy Durrance	2		
Eugene McCaslin	2		
Willie Wilder	2		
Red Bethea	1		
Mack Brown	1		
Trey Burton	1		
Ran Carthon	1		
Tom Christian	1		
Calvin Davis	1		

PASSING RECORDS**ATTEMPTS****Career**

1,458—Chris Leak, 2003-06
1,202—Shane Matthews, 1989-92
1,170—Danny Wuerffel, 1993-96
1,128—John Reaves, 1969-71
1,110—Rex Grossman, 2000-02
995—Tim Tebow, 2006-09
991—Wayne Peace, 1980-83
949—Kerwin Bell, 1984-87
907—Doug Johnson, 1996-99
692—Steve Spurrier, 1964-66

Season

503—Rex Grossman, 2002
463—Shane Matthews, 1992
399—Chris Leak, 2004
396—John Reaves, 1969
395—Rex Grossman, 2001
378—Shane Matthews, 1990
376—John Reaves, 1970
374—Chris Leak, 2005
365—Chris Leak, 2006
361—Shane Matthews, 1991

Game

66—John Reaves vs. Auburn, 1969
57—Doug Johnson vs. LSU, 1997
54—Larry Ochab vs. Florida St., 1979
53—John Reaves vs. Tulane, 1969
52—John Reaves vs. N.C. State, 1970
52—John Reaves vs. Tennessee, 1970
51—Rex Grossman vs. Tennessee, 2001
50—Danny Wuerffel vs. Auburn, 1993
50—John Reaves vs. Miami, 1971
49—Shane Matthews vs. Alabama, 1992
49—Kerwin Bell vs. Georgia, 1985
49—Steve Spurrier vs. Miami, 1966

COMPLETIONS**Career**

895—Chris Leak, 2003-06
722—Shane Matthews, 1989-92
708—Danny Wuerffel, 1993-96
677—Rex Grossman, 2000-02
661—Tim Tebow, 2006-09
610—Wayne Peace, 1980-83
603—John Reaves, 1969-71
549—Kerwin Bell, 1984-87
504—Doug Johnson, 1996-99
398—John Brantley, 2007-11

Season

287—Rex Grossman, 2002
275—Shane Matthews, 1992
259—Rex Grossman, 2001
238—Chris Leak, 2004
235—Chris Leak, 2005
234—Tim Tebow, 2007
232—Chris Leak, 2006
229—Shane Matthews, 1990
222—John Reaves, 1969
218—Shane Matthews, 1991

Game

36—Rex Grossman vs. Georgia, 2002
33—Rex Grossman vs. Tennessee, 2001
33—Kerwin Bell vs. Georgia, 1985
33—John Reaves vs. Miami, 1971
33—John Reaves vs. Auburn, 1969
32—Chris Leak vs. Vanderbilt, 2005
32—Doug Johnson vs. LSU, 1997
32—Shane Matthews vs. Louisville, 1992
31—Jeff Driskel vs. Eastern Michigan, 2014
31—Tim Tebow vs. Cincinnati, 2009

YARDAGE**Career**

11,213—Chris Leak, 2003-06
10,875—Danny Wuerffel, 1993-96
9,287—Shane Matthews, 1989-92
9,285—Tim Tebow, 2006-09
9,164—Rex Grossman, 2000-02
7,585—Kerwin Bell, 1984-87
7,549—John Reaves, 1969-71
7,206—Wayne Peace, 1980-83
7,114—Doug Johnson, 1996-99
4,848—Steve Spurrier, 1964-66

Season

3,896—Rex Grossman, 2001
3,625—Danny Wuerffel, 1996
3,402—Rex Grossman, 2002
3,286—Tim Tebow, 2007
3,266—Danny Wuerffel, 1995
3,205—Shane Matthews, 1992
3,197—Chris Leak, 2004
3,130—Shane Matthews, 1991
2,952—Shane Matthews, 1990
2,942—Chris Leak, 2006

By a Senior: 3,625—Danny Wuerffel, 1996

By a Junior: 3,402—Rex Grossman, 2002

By a Sophomore: 3,896—Rex Grossman, 2001

By a Freshman: 2,435—Chris Leak, 2003

Game

482—Tim Tebow vs. Cincinnati, 2009
464—Rex Grossman vs. LSU, 2001
462—Danny Wuerffel vs. Arkansas, 1996
460—Doug Johnson vs. Vanderbilt, 1998
458—Eric Kresser vs. Northern Illinois, 1995
449—Danny Wuerffel vs. Mississippi St., 1993
448—Terry Dean vs. SW Louisiana, 1993
443—Danny Wuerffel vs. Florida St., 1995
408—Kerwin Bell vs. Georgia, 1985
407—Rex Grossman vs. Georgia, 2001
By a Senior: 482—Tim Tebow vs. Cincinnati, 2009
By a Junior: 458—Eric Kresser vs. Northern Illinois, 1995
By a Sophomore: 464—Rex Grossman vs. LSU, 2001
By a Freshman: 449—Danny Wuerffel vs. Mississippi St., 1993

COMPLETION PERCENTAGE**Career**

(400 or more completions)
66.4—Tim Tebow (661 of 995), 2006-09
61.6—Wayne Peace (610 of 991), 1980-83
61.4—Chris Leak (895 of 1,458), 2003-06
61.1—Rex Grossman (677 of 1,110), 2000-02
60.5—Danny Wuerffel (708 of 1,170), 1993-96

Season

(Min. 150 completions)
70.7—Wayne Peace (174 of 246), 1982
(Min. 200 completions)
67.8—Tim Tebow (213 of 314), 2009
66.9—Tim Tebow (234 of 350), 2007
65.6—Rex Grossman (259 of 395), 2001
64.6—Danny Wuerffel (210 of 325), 1995
63.6—Chris Leak (232 of 365), 2006
62.8—Chris Leak (235 of 374), 2005
60.8—John Brantley (200 of 329), 2010
60.6—Shane Matthews (229 of 378), 1990

Game

(Min. 10 completions)
93.8—Danny Wuerffel (15 of 16) vs. Georgia Southern, 1996
88.6—Tim Tebow (31 of 35) vs. Cincinnati, 2009
88.2—Wayne Peace (15 of 17) vs. West Texas State, 1982
(Min. 30 completions)
*88.6—Tim Tebow (31 of 35) vs. Cincinnati, 2009
78.3—Rex Grossman (36 of 46) vs. Georgia, 2002
69.6—Shane Matthews (32 of 46) vs. LSU, 1992
67.3—Kerwin Bell (33 of 49) vs. Georgia, 1985

* SEC Record (min. 30 completions)

TOUCHDOWNS**Career**

114—Danny Wuerffel, 1993-96
88—Tim Tebow, 2006-09
88—Chris Leak, 2003-06
77—Rex Grossman, 2000-02
74—Shane Matthews, 1989-92
62—Doug Johnson, 1996-99
56—Kerwin Bell, 1984-87
54—John Reaves, 1969-71
39—Terry Dean, 1991-94
36—Steve Spurrier, 1964-66

Season

39—Danny Wuerffel, 1996
35—Danny Wuerffel, 1995
34—Rex Grossman, 2001
32—Tim Tebow, 2007
30—Tim Tebow, 2008
29—Chris Leak, 2004
28—Shane Matthews, 1991
24—John Reaves, 1969
23—Chris Leak, 2006
23—Shane Matthews, 1992
23—Shane Matthews, 1990
By a Senior: 39—Danny Wuerffel, 1996
By a Junior: 35—Danny Wuerffel, 1995
By a Sophomore: 34—Rex Grossman, 2001
By a Freshman: 22—Danny Wuerffel, 1993

Game

*7—Doug Johnson vs. Central Michigan, 1997
*7—Terry Dean vs. New Mexico State, 1994
6—Chris Leak vs. South Carolina, 2004
6—Danny Wuerffel vs. Alabama, 1996
6—Danny Wuerffel vs. Tennessee, 1995
6—Eric Kresser vs. Northern Illinois, 1995
6—Terry Dean vs. SW Louisiana, 1993
5-11 times, last: Tim Tebow vs. Cincinnati, 2009
*SEC Record

EFFICIENCY**Career**

(Min. of 500 completions)
170.79—Tim Tebow, 2006-09
163.6—Danny Wuerffel, 1993-96
146.77—Rex Grossman, 2000-02
140.14—Chris Leak, 2003-06
137.6—Shane Matthews, 1989-92
136.5—Kerwin Bell, 1984-87

Season

178.4—Danny Wuerffel, 1995
172.5—Tim Tebow, 2007
172.4—Tim Tebow, 2008
170.8—Rex Grossman, 2001
170.6—Danny Wuerffel, 1996
164.2—Tim Tebow, 2009
161.8—Rex Grossman, 2000
159.4—Kerwin Bell, 1985
155.7—Terry Dean, 1994
151.2—Danny Wuerffel, 1994

Game

(Min. of 10 completions)
289.3—Wayne Peace vs. West Texas, 1982
287.2—Danny Wuerffel vs. Georgia, 1995
282.9—Tim Tebow vs. Western Kentucky, 2007
275.2—Danny Wuerffel vs. Georgia Southern, 1996
254.3—Danny Wuerffel vs. South Carolina, 1995
254.1—Danny Wuerffel vs. LSU, 1993
248.7—Doug Johnson vs. Central Michigan, 1997
248.2—Danny Wuerffel vs. Auburn, 1994
247.0—Shane Matthews vs. San Jose St., 1991
(Min. of 20 completions)
235.9—Rex Grossman vs. LSU, 2001
233.5—Terry Dean vs. LSU, 1993
232.5—Tim Tebow vs. Cincinnati, 2009
230.7—Rex Grossman vs. Mississippi St., 2001
222.2—Danny Wuerffel vs. South Carolina, 1994

INTERCEPTIONS**Career**

59—John Reaves, 1969-71
46—Shane Matthews, 1989-92
42—Chris Leak, 2003-06
42—Danny Wuerffel, 1993-96
40—Wayne Peace, 1980-83
36—Rex Grossman, 2000-02
36—Doug Johnson, 1996-99
35—Kerwin Bell, 1984-87
31—Steve Spurrier, 1964-66

Interceptions (cont.)

Season

21–John Reaves, 1971
 19–John Reaves, 1970
 19–John Reaves, 1969
 18–Shane Matthews, 1991
 17–Rex Grossman, 2002
 16–Shane Matthews, 1992

Game

*9–John Reaves vs. Auburn, 1969
 5–Shane Matthews vs. Mississippi St., 1992

*NCAA Record

Consecutive Passes Without An Interception

203–Tim Tebow, 2007-08
 157–John Brantley, 2008-10
 148–Tim Tebow, 2009
 121–Danny Wuerffel, 1995-96
 118–John Brantley, 2011
 118–Rex Grossman, 2002
 117–Chris Leak, 2005
 117–Wayne Peace, 1981
 113–Tim Tebow, 2008
 104–Steve Spurrier, 1966

Lowest Interception Percentage – Career

(Min. 500 attempts)

1.61–Tim Tebow, 2006-2009
 2.79–John Brantley, 2007-11
 2.88–Chris Leak, 2003-06
 3.24–Rex Grossman, 2000-02
 3.59–Danny Wuerffel, 1993-96
 3.68–Kerwin Bell, 1984-87

CONSECUTIVE PASSES COMPLETED

17–Chris Leak (17 vs. Wyoming), 2005
 16–Steve Spurrier (9 vs. Florida St., 7 vs. N.C. State), 1966
 14–Terry Dean (11 vs. Arkansas State, 3 vs. Kentucky), 1993

LONGEST PASSING PLAYS (Touchdowns)

*99–Derrick Gaffney from Cris Collinsworth vs. Rice, 1977
 96–Jacquez Green from Eric Kresser vs. N. Illinois, 1995
 96–Ricky Nattiel from Kerwin Bell vs. Georgia, 1984
 93–Stacey Simmons from Kyle Morris vs. Montana St., 1988
 87–Reidel Anthony from Eric Kresser vs. So. Miss, 1994
 86–Ahmad Fulwood from Treon Harris vs. ECU, 2014
 85–Wes Chandler from Terry LeCount vs. LSU, 1977
 85–Jacquez Green from Danny Wuerffel vs. Alabama, 1996
 84–Tony Lomack from Kyle Morris vs. La. Tech, 1989
 83–Chris Rainey from John Brantley vs. Tennessee, 2011
 83–Ricky Nattiel from Kerwin Bell vs. Mississippi, 1985
 82–Frankie Neal from Kerwin Bell vs. Florida St., 1985
 81–Chad Jackson from Chris Leak, vs. Tennessee, 2004
 81–Jim Yancey from John Reaves vs. Florida St., 1970
 80–Andre Debose from John Brantley vs. Furman, 2011
 80–Riley Cooper from Tim Tebow vs. Cincinnati, 2009
 80–Chad Jackson from Chris Leak vs. La. Tech, 2005
 80–Jabar Gaffney from Rex Grossman vs. Auburn, 2001
 80–Ray Brown from Richard Allen vs. Tennessee, 1954
 77–Deonte Thompson from Tim Tebow vs. Arkansas, 2009
 77–Stacey Simmons from Kyle Morris vs. Indiana St., 1988
 76–Jacquez Green from Danny Wuerffel vs. Vanderbilt, 1995

76–Carlos Alvarez from John Reaves vs. North Carolina, 1969
 75–Frankie Hammond from Jeff Driskel vs. Tennessee, 2012
 75–Bo Carroll from Jesse Palmer vs. Ball St., 2000
 75–Ricky Nattiel from Kerwin Bell vs. Florida St., 1985
 74–Ike Hilliard from Danny Wuerffel vs. Florida St., 1995
 74–Fergie Ferguson from Tommy Harrison vs. Miami, 1941
 74–Carlos Alvarez from John Reaves vs. Houston, 1969
 *Tied NCAA Record

300-YARD PASSING GAMES**Season**

10–Rex Grossman, 2001
 6–Rex Grossman, 2002
 5–Shane Matthews, 1992
 5–Shane Matthews, 1991
 5–Shane Matthews, 1990
 4–Chris Leak, 2004
 4–Danny Wuerffel, 1996
 4–Danny Wuerffel, 1995
 4–John Reaves, 1969
 3–4 times, last: Tim Tebow, 2007

Consecutive 300-Yard Passing Games

9–Rex Grossman, 2001
 3–Shane Matthews, 1992
 3–Shane Matthews, 1990

200-YARD PASSING GAMES**Career**

33–Chris Leak, 2003-06
 31–Danny Wuerffel, 1993-96
 30–Shane Matthews, 1989-92
 26–Rex Grossman, 2000-02
 25–Tim Tebow, 2006-2009
 23–John Reaves, 1969-71
 20–Doug Johnson, 1996-99
 14–Kerwin Bell, 1984-87
 14–Wayne Peace, 1980-83

Season

11–Tim Tebow, 2007
 11–Rex Grossman, 2001
 11–Danny Wuerffel, 1996
 11–Shane Matthews, 1991
 10–Chris Leak, 2004
 10–Rex Grossman, 2002
 10–Danny Wuerffel, 1995
 10–Shane Matthews, 1992
 10–John Reaves, 1970
 9–Doug Johnson, 1999
 9–Shane Matthews, 1990

Consecutive 200-Yard Passing Games

17–Shane Matthews (last five games of 1990, all 11 games in 1991 and Kentucky in 1992)
 13–Rex Grossman, 2000-02 (last game of 2000, all 11 games of 2001 and first game of 2002)
 10–John Reaves (last two games of 1969, first eight games of 1970)

300-YARD PASSING GAMES

482–Tim Tebow vs. Cincinnati, 2010 (31-35, 3)
 464–Rex Grossman vs. LSU, 2001 (22-32, 5)
 462–Danny Wuerffel vs. Arkansas, 1996 (23-39, 4)
 460–Doug Johnson vs. Vanderbilt, 1998 (24-39, 4)
 458–Eric Kresser vs. N. Illinois, 1995 (26-42, 6)
 449–Danny Wuerffel vs. Miss. St., 1993 (27-41, 3)
 448–Terry Dean vs. SW Louisiana, 1993 (26-38, 6)
 443–Danny Wuerffel vs. Florida St., 1995 (25-40, 4)
 408–Kerwin Bell vs. Georgia, 1985 (33-49, 0)
 407–Rex Grossman vs. Georgia, 2001 (27-35, 2)
 401–Danny Wuerffel vs. Alabama, 1996 (20-35, 6)
 393–Rex Grossman vs. Miss. St., 2001 (22-31, 5)
 386–Danny Wuerffel vs. Auburn, 1993 (25-50, 3)
 381–Danny Wuerffel vs. Tennessee, 1995 (29-39, 6)
 380–Danny Wuerffel vs. Auburn, 1995 (20-34, 4)
 375–Rex Grossman vs. Kentucky, 2002 (28-43, 2)
 375–Rex Grossman vs. Marshall, 2001 (20-30, 3)
 369–John Reaves vs. Auburn, 1969 (33-66)
 364–Rex Grossman vs. Auburn, 2001 (25-42, 2)
 362–Rex Grossman vs. Tennessee, 2001 (33-51, 2)
 362–Danny Wuerffel vs. Florida St., 1996 (23-48, 3)
 362–Shane Matthews vs. Kentucky, 1991 (26-39, 3)
 360–Doug Johnson vs. S. Carolina, 1998 (23-42, 4)
 357–Danny Wuerffel vs. S. Carolina, 1994 (20-32, 4)
 352–Chris Leak vs. UCF, 2006 (19-29, 4)
 351–Shane Matthews vs. Miss. St., 1990 (27-42, 3)
 351–Shane Matthews vs. Florida St., 1990 (29-48, 2)
 348–John Reaves vs. Miami, 1971 (33-50)
 347–Shane Matthews vs. Syracuse, 1991 (27-43, 3)
 346–Doug Johnson vs. LSU, 1997 (32-57, 0)
 346–Danny Wuerffel vs. Auburn, 1996 (17-30, 3)
 346–John Reaves vs. Miami, 1969 (30-43)
 344–Shane Matthews vs. Georgia, 1990 (26-39, 3)
 343–Doug Johnson vs. Tennessee, 1999 (21-44, 2)
 343–Shane Matthews vs. Vanderbilt, 1992 (28-43, 3)
 343–Kerwin Bell vs. Florida St., 1985 (17-22, 3)
 342–John Reaves vs. Houston, 1969 (18-30)
 340–Shane Matthews vs. Kentucky, 1992 (28-47, 4)
 339–Rex Grossman vs. Georgia, 2002 (36-46, 2)
 338–Tim Tebow vs. FAU, 2007 (25-34, 3)
 337–Rex Grossman vs. UAB, 2002 (16-26, 2)
 336–Shane Matthews vs. N. Illinois, 1991 (21-34, 2)
 336–Wayne Peace vs. Auburn, 1983 (29-41, 2)
 334–Rex Grossman vs. Vanderbilt, 2000 (21-34, 2)
 333–Danny Wuerffel vs. S. Carolina, 1993 (25-37, 2)
 332–Shane Matthews vs. Okla. St., 1990 (20-29, 1)
 331–Rex Grossman vs. LA-Monroe, 2001 (23-34, 3)
 329–John Brantley vs. Furman, 2011 (16-28, 4)
 329–John Reaves vs. Miss. St., 1969 (24-33)
 327–Jesse Palmer vs. Ball State, 2000 (21-46, 3)
 324–Rex Grossman vs. Tennessee, 2002 (20-34, 3)
 323–Rex Grossman vs. Michigan, 2003 (21-41, 2)
 322–Chris Leak vs. Arkansas, 2004 (23-38, 3)
 322–Shane Matthews vs. Miss. St., 1991 (22-35, 2)
 320–Chris Leak vs. Wyoming, 2005 (26-34, 3)
 319–Chris Leak vs. Kentucky, 2005 (25-32, 4)
 319–Chris Leak vs. S. Carolina, 2004 (18-31, 6)
 319–Tim Tebow vs. Mississippi, 2008 (24-38, 1)
 319–David Bowden vs. N. Carolina, 1972 (16-37)
 317–Shane Matthews vs. Louisville, 1992 (32-46, 3)
 317–Shane Matthews vs. So. Miss, 1992 (22-39, 1)
 316–Chris Leak vs. Middle Tenn., 2004 (17-22, 3)
 310–Doug Johnson vs. Auburn, 1999 (24-43, 1)
 310–Doug Johnson vs. Central Mich., 1997 (18-27, 7)

309–Doug Johnson vs. Alabama, 1999 (22-31, 4)
 309–Eric Kresser vs. Southern Miss, 1994 (14-21, 3)
 307–Chris Leak vs. Vanderbilt, 2004 (22-29, 2)
 307–John Reaves vs. Maryland, 1971 (23-34)
 306–Rex Grossman vs. Vanderbilt, 2001 (17-29, 3)
 306–Danny Wuerffel vs. Florida St., 1997 (18-34, 3)
 305–Tyler Murphy vs. Vanderbilt, 2013 (30-46, 3)
 304–Tim Tebow vs. S. Carolina, 2007 (22-32, 2)
 304–Danny Wuerffel vs. S. Carolina, 1995 (19-24, 5)
 304–Danny Wuerffel vs. Florida St., 1994 (21-36, 3)
 303–Rex Grossman vs. Florida St., 2002 (24-47, 1)
 303–Terry Dean vs. Tennessee, 1994 (18-26, 2)
 303–Shane Matthews vs. Georgia, 1991 (22-32, 4)
 303–Shane Matthews vs. Kentucky, 1990 (20-37, 4)
 302–Rex Grossman vs. S. Carolina, 2001 (21-33, 3)
 302–Rex Grossman vs. Kentucky, 2001 (22-36, 4)
 302–Kerwin Bell vs. Miss. St., 1985 (15-25, 3)
 301–Jesse Palmer vs. The Citadel, 1998 (18-28, 4)
 301–Shane Matthews vs. Georgia, 1992 (28-45, 2)
 300–Tim Tebow vs. W. Kentucky, 2007 (13-17, 3)

MOST CAREER 300-YARD PASSING GAMES

Rex Grossman	17
Shane Matthews	15
Danny Wuerffel	14
Doug Johnson	7
Chris Leak	7
John Reaves	6
Tim Tebow	5
Kerwin Bell	3
Terry Dean	2
Jesse Palmer	2
Eric Kresser	2
Wayne Peace	1
John Brantley	1
David Bowden	1

RECEIVING RECORDS**RECEPTIONS****Career**

185—Andre Caldwell, 2003-07
172—Carlos Alvarez, 1969-71
162—Willie Jackson, 1990-93
153—Errict Rhett, 1990-93
151—Dallas Baker, 2003-06
149—Chris Doering, 1992-95
143—Jack Jackson, 1992-94
141—Reche Caldwell, 1999-2001
138—Jabar Gaffney, 2000-01
133—Percy Harvin, 2006-08
133—Taylor Jacobs, 1999-2002

SEASON

88—Chad Jackson, 2005
88—Carlos Alvarez, 1969
72—Reidel Anthony, 1996
71—Taylor Jacobs, 2002
71—Jabar Gaffney, 2000
70—Travis McGriff, 1998
70—Chris Doering, 1995
68—Aaron Hernandez, 2009
67—Jabar Gaffney, 2001
67—Darrell Jackson, 1999
By a Senior: 71—Taylor Jacobs, 2002
By a Junior: 88—Chad Jackson, 2005
By a Sophomore: 88—Carlos Alvarez, 1969
By a Freshman: 71—Jabar Gaffney, 2000

Game

15—Demarcus Robinson vs. Kentucky, 2014
15—Carlos Alvarez vs. Miami, 1969
13—Percy Harvin vs. Ole Miss, 2008
13—Andre Caldwell vs. Florida Atlantic, 2007
13—Travis McGriff vs. South Carolina, 1998
12—7 times, last: Carlos Perez vs. Georgia, 2002
11—9 times, last: Andre Caldwell vs. S. Carolina, 2007
10—10 times, last: Dallas Baker, vs. Iowa, 2006
By a Senior: 13—Andre Caldwell vs. FAU, 2007
By a Junior: 13—Percy Harvin vs. Ole Miss, 2008
By a Sophomore: 15—Carlos Alvarez vs. Miami, 1969; Demarcus Robinson vs. Kentucky, 2014
By a Freshman: 8—Jabar Gaffney vs. Mississippi St., LSU, 2000 and Reidel Anthony vs. Alabama, 1994

YARDS**Career**

2,563—Carlos Alvarez, 1969-71
2,375—Jabar Gaffney, 2000-01
2,349—Andre Caldwell, 2003-07
2,274—Reidel Anthony, 1994-96
2,266—Jack Jackson, 1992-94
2,236—Dallas Baker, 2003-06
2,214—Ike Hilliard, 1994-96
2,181—Jacquez Green, 1995-97
2,172—Willie Jackson, 1990-93
2,107—Chris Doering, 1992-95

Season

*1,357—Travis McGriff, 1998
1,329—Carlos Alvarez, 1969
1,293—Reidel Anthony, 1996
1,191—Jabar Gaffney, 2001

1,184—Jabar Gaffney, 2000
1,156—Darrell Jackson, 1999
1,088—Taylor Jacobs, 2002
1,059—Reche Caldwell, 2001
1,045—Chris Doering, 1995
1,024—Jacquez Green, 1997
By a Senior: 1,357—Travis McGriff, 1998
By a Junior: 1,293—Reidel Anthony, 1996
By a Sophomore: 1,329—Carlos Alvarez, 1969
By a Freshman: 1,184—Jabar Gaffney, 2000

*SEC Record

Game

246—Taylor Jacobs vs. UAB, 2002
237—Carlos Alvarez vs. Miami, 1969
222—Travis McGriff vs. South Carolina, 1998
216—Demarcus Robinson vs. Kentucky, 2014
213—Travis McGriff vs. Alabama, 1998
199—Chris Doering vs. Mississippi St., 1993
193—Reidel Anthony vs. Florida St., 1996
192—Ike Hilliard vs. Florida St., 1995
189—Reidel Anthony vs. Arkansas, 1996
187—Wes Chandler vs. North Carolina, 1976
By a Senior: 246—Taylor Jacobs vs. UAB, 2002
By a Junior: 193—Reidel Anthony vs. Florida St., 1996
By a Sophomore: 237—Carlos Alvarez vs. Miami, 1969
By a Freshman: 168—Jabar Gaffney vs. S. Carolina, 2000

TOUCHDOWNS**Career**

31—Chris Doering, 1992-95
29—Ike Hilliard, 1994-96
29—Jack Jackson, 1992-94
27—Jabar Gaffney, 2000-01
26—Reidel Anthony, 1994-96
24—Willie Jackson, 1990-93
23—Jacquez Green, 1995-97
22—Wes Chandler, 1974-77
21—Dallas Baker, 2003-06
19—Carlos Alvarez, 1969-71
19—Harrison Houston, 1990-93

Season

18—Reidel Anthony, 1996
17—Chris Doering, 1995
15—Ike Hilliard, 1995
15—Jack Jackson, 1994
14—Jabar Gaffney, 2000
13—Jabar Gaffney, 2001
12—Carlos Alvarez, 1969
11—Jack Jackson, 1993
10—7 times, last: Dallas Baker, 2006
By a Senior: 17—Chris Doering, 1995
By a Junior: 18—Reidel Anthony, 1996
By a Sophomore: 15—Ike Hilliard, 1995
By a Freshman: 14—Jabar Gaffney, 2000**

**NCAA Record

Game

4—Ike Hilliard vs. Tennessee, 1995
4—Jack Jackson vs. New Mexico State, 1994
3—23 times, last: Riley Cooper vs. W. Carolina, 2006

AVERAGE YARDS PER CATCH**Career**

(Min. 75)
21.3—Wes Chandler, 1974-77 (92 for 1,963)
(Min. 100)
19.3—Jacquez Green, 1995-97 (113 for 2,181)
18.0—Reidel Anthony, 1994-96 (126 for 2,274)
17.8—Ricky Nattiel, 1983-86 (117 for 2,086)
17.8—Harrison Houston, 1990-93 (100 for 1,781)

Season

(Min. 20)
24.4—Frankie Neal, 1985 (20 for 487)
(Min. 25)
22.0—Wes Chandler, 1976 (44 for 967)
(Min. 50)
19.4—Travis McGriff, 1998 (70 for 1,357)
18.8—Riley Cooper, 2009 (51 for 961)
18.6—Jack Jackson, 1993 (51 for 949)
18.0—Reidel Anthony, 1996 (72 for 1,293)
(Min. 75)
15.1—Carlos Alvarez, 1969 (88 for 1,329)

Game

(Min. 5)
32.8—Jabar Gaffney vs. LSU, 2001 (5 for 164)
32.2—Ricky Nattiel vs. Florida St., 1985 (5 for 161)
(Min. 8)
30.8—Taylor Jacobs vs. UAB, 2002 (8 for 246)
(Min. 10)
18.3—Tyronne Young vs. Georgia, 1980 (10 for 183)
(Min. 15)
15.9—Carlos Alvarez vs. Miami, 1969 (15 for 238)

100-YARD GAMES**Career**

14—Jabar Gaffney, 2000-01 (6 in 2000, 8 in 2001)
13—Carlos Alvarez, 1969-71 (8 in 1969, 2 in 1970, 3 in 1971)
8—Travis McGriff, 1995-98 (8 in 1998)
8—Ike Hilliard, 1994-96 (4 in 1995, 4 in 1996)
8—Willie Jackson, 1990-93 (2 in 1991, 3 in 1992, 3 in 1993)
7—Reche Caldwell, 1999-2001 (1 in 2000, 6 in 2001)
7—Darrell Jackson, 1997-99 (7 in 1999)
7—Jacquez Green, 1995-97 (2 in 1995, 1 in 1996, 4 in 1997)
7—Reidel Anthony, 1994-96 (2 in 1994, 5 in 1996)
6—5 times, last: Percy Harvin, 2006-08 (4 in 2007, 2 in 2008)

Season

8—Jabar Gaffney, 2001
8—Travis McGriff, 1998
8—Carlos Alvarez, 1969
7—Darrell Jackson, 1999
6—Reche Caldwell, 2001
6—Jabar Gaffney, 2000
5—Reidel Anthony, 1996
5—Richard Trapp, 1966
4—8 times, last: Demarcus Robinson, 2014

Consecutive 100-Yard Games

6—Jabar Gaffney, 2000 vs. MSU, LSU, Auburn, Georgia, Vanderbilt, South Carolina
6—Darrell Jackson, 1999 vs. Tennessee, Kentucky, Alabama, LSU, Auburn, Georgia
6—Carlos Alvarez, 1969 vs. Houston, MSU, Florida St., Tulane, North Carolina, Vanderbilt

MISCELLANEOUS STATS**Consecutive Games with a Reception**

35—Ike Hilliard (9/3/94-1/2/97)
34—Cris Collinsworth (9/16/78-12/20/80)
32—Quinton Dunbar (11/26/11-10/4/14)
30—O.J. Small (11/2/02-12/31/04)

Consecutive Games with a TD Catch

11—Reidel Anthony, 1996
10—Reche Caldwell, 2000-01
8—Jabar Gaffney, 2000
7—Chris Doering, 1995

MOST RECEIVING YARDS BY A RUNNING BACK**Career**

1,230—Errict Rhett, 1990-93
1,091—Robert Gillespie, 1998-2001

Game

107—Neal Anderson vs. SW Louisiana, 1985
106—Tommy Durrance vs. Miami, 1969

MOST CATCHES BY A RUNNING BACK**Career**

153—Errict Rhett, 1990-93
96—Robert Gillespie, 1998-2001
92—John L. Williams, 1982-85

Season

55—Errict Rhett, 1992
44—John L. Williams, 1985

Game

12—John L. Williams vs. Georgia, 1985

MOST CATCHES BY A TIGHT END**Career**

111—Aaron Hernandez, 2007-09
82—Kirk Kirkpatrick, 1987-90

Season

68—Aaron Hernandez, 2009
55—Kirk Kirkpatrick, 1990

Game

9—Bill Dowdy vs. Auburn, 1969
9—Chris Faulkner vs. Georgia Tech, 1982
9—Aaron Hernandez vs. Cincinnati, 2009

100-YARD RECEIVING GAMES

246–Taylor Jacobs vs. UAB, 2002 (8)
 237–Carlos Alvarez vs. Miami, 1969 (15)
 222–Travis McGriff vs. South Carolina, 1998 (13)
 216–Demarcus Robinson vs. Kentucky, 2014 (15)
 213–Travis McGriff vs. Alabama, 1998 (9)
 199–Chris Doering vs. Mississippi St., 1993 (12)
 193–Reidel Anthony vs. Florida St., 1996 (11)
 192–Ike Hilliard vs. Florida St., 1995 (6)
 189–Reidel Anthony vs. Arkansas, 1996 (9)
 186–Percy Harvin vs. Ole Miss, 2008 (13)
 187–Wes Chandler vs. North Carolina, 1976 (8)
 185–Jacquez Green vs. Tennessee, 1997 (8)
 183–Taylor Jacobs vs. Kentucky, 2002 (12)
 183–Tyrone Young vs. Georgia, 1980 (10)
 182–Carlos Alvarez vs. Houston, 1969 (6)
 181–Riley Cooper vs. Cincinnati (Bowl), 2009 (4)
 180–Carlos Alvarez vs. Mississippi St., 1969 (12)
 176–Travis McGriff vs. Tennessee, 1998 (9)
 171–Reidel Anthony vs. Alabama, 1996 (11)
 171–Richard Trapp vs. Georgia, 1967 (9)
 169–Chris Doering vs. Vanderbilt, 1995 (11)
 168–Jabar Gaffney vs. South Carolina, 2000 (7)
 167–Jack Jackson vs. South Carolina, 1993 (6)
 166–Cris Collinsworth vs. Mississippi St., 1978 (5)
 166–Broughton Williams vs. North Carolina, 1946
 164–Andre Caldwell vs. Florida Atlantic, 2007 (13)
 164–Jabar Gaffney vs. LSU, 2001 (5)
 164–Lee McGriff vs. Mississippi St., 1973 (7)
 163–Wes Chandler vs. Auburn, 1976 (5)
 161–Darrell Jackson vs. Tennessee, 1999 (10)
 161–Ricky Nattiel vs. Florida St., 1985 (5)
 161–Wes Chandler vs. SMU, 1975 (6)
 159–Jabar Gaffney vs. Mississippi St., 2001 (9)
 157–Travis McGriff vs. Vanderbilt, 1998 (8)
 157–Willie Jackson vs. Auburn, 1991 (12)
 156–Ike Hilliard vs. Auburn, 1996 (6)
 155–Jacquez Green vs. Vanderbilt, 1995 (5)
 155–Tony Stephens vs. SMU, 1978 (5)
 153–Jack Jackson vs. SW Louisiana, 1993 (8)
 151–Andre Debose vs. Furman, 2011 (3)
 150–Richard Trapp vs. Miami, 1966 (11)
 149–Reidel Anthony vs. Southern Miss, 1994 (3)
 148–Andre Caldwell vs. South Carolina, 2007 (11)
 148–Dallas Baker vs. Kentucky, 2006 (7)
 148–Richard Trapp vs. Auburn, 1967 (12)
 147–Dallas Baker vs. Iowa, 2005 (10)
 146–Wes Chandler vs. LSU, 1977 (3)
 146–Carlos Alvarez vs. Tulane, 1969 (11)
 145–Nafis Karim vs. Kentucky, 1998 (6)
 145–Jacquez Green vs. Florida St., 1997 (7)
 145–Ike Hilliard vs. LSU, 1996 (8)
 143–Jabar Gaffney vs. Georgia, 2001 (9)
 143–Wes Chandler vs. Miami, 1976 (9)
 141–Taylor Jacobs vs. Tennessee, 2002 (9)
 141–Darrell Jackson vs. Georgia, 1999 (6)
 140–Willie Jackson vs. Florida St., 1993 (7)
 139–Jacquez Green vs. Kentucky, 1997 (10)
 138–Jemelle Cornelius vs. Kentucky, 2005 (8)
 138–Chad Jackson vs. Wyoming, 2005 (10)
 138–Jabar Gaffney vs. Georgia, 2000 (8)
 137–Demarcus Robinson vs. E. Kentucky, 2014 (4)
 137–Jacquez Green vs. Northern Illinois, 1995 (3)
 137–Charles Casey vs. N.C. St., 1965 (10)
 136–Ernie Mills vs. Kentucky, 1990 (8)

135–Dallas Baker vs. Vanderbilt, 2006 (7)
 135–Jabar Gaffney vs. Mississippi St., 2000 (8)
 135–Carlos Alvarez vs. Georgia, 1970 (5)
 134–Carlos Alvarez vs. Maryland, 1971 (10)
 134–Carlos Alvarez vs. Florida St., 1969 (7)
 132–Kelvin Kight vs. Florida St., 2002 (6)
 132–Nafis Karim vs. Vanderbilt, 1998 (5)
 131–Willie Jackson vs. West Virginia, 1993 (9)
 129–Charles Casey vs. Florida St., 1964 (9)
 128–Reche Caldwell vs. Auburn, 2001 (9)
 128–Jabar Gaffney vs. LSU, 2000 (8)
 128–Charles Casey vs. Auburn, 1965 (9)
 128–Charles Casey vs. Ole Miss, 1964 (7)
 127–Willie Jackson vs. Northern Illinois, 1991 (6)
 127–Darrell Jackson vs. Auburn, 1999 (8)
 127–Darrell Jackson vs. Alabama, 1999 (6)
 126–Reidel Anthony vs. Kentucky, 1996 (5)
 126–Ernie Mills vs. Florida St., 1990 (7)
 125–Travis McGriff vs. LSU, 1998 (5)
 125–Ike Hilliard vs. Arkansas, 1995 (7)
 125–Chris Doering vs. Vanderbilt, 1995 (6)
 124–Solomon Patton vs. Arkansas, 2013 (6)
 124–Andre Caldwell at Florida St., 2006 (8)
 124–Travis McGriff vs. Kentucky, 1998 (4)
 124–Chris Doering vs. Florida St., 1995 (7)
 123–Demarcus Robinson vs. E. Michigan, 2014 (6)
 123–Dallas Baker vs. Southern Miss, 2006 (9)
 123–Dallas Baker vs. Mississippi St. 2005 (7)
 123–Tre Everett vs. Oklahoma St., 1990 (5)
 123–Dwayne Dixon vs. Auburn, 1983 (9)
 122–Riley Cooper vs. Western Kentucky, 2007 (4)
 122–Kirk Kirkpatrick vs. Akron, 1990 (5)
 122–Carlos Alvarez vs. North Carolina, 1969 (4)
 121–Percy Harvin vs. Ole Miss, 2007 (11)
 121–Ben Troupe vs. Florida St., 2003 (4)
 121–Tyrone Young vs. West Texas St., 1982 (6)
 120–Aaron Hernandez vs. Vanderbilt, 2009 (7)
 120–Percy Harvin vs. Tennessee, 2007 (4)
 120–Reche Caldwell vs. LSU, 2001 (6)
 120–Jacquez Green vs. Vanderbilt, 1997 (5)
 120–Jack Jackson vs. Ole Miss, 1994 (6)
 120–Dwayne Dixon vs. Mississippi St., 1983 (9)
 119–Percy Harvin vs. Auburn, 2007 (7)
 119–Dallas Baker vs. Alabama 2005 (6)
 119–Harrison Houston vs. Kentucky, 1992 (7)
 118–Solomon Patton vs. Miami, 2013 (6)
 118–Ernie Mills vs. Mississippi St., 1990 (4)
 118–Lee McGriff vs. Ole Miss, 1973 (6)
 118–Richard Trapp vs. Vanderbilt, 1967 (8)
 117–Reche Caldwell vs. Vanderbilt, 2001 (4)
 117–Ike Hilliard vs. SW Louisiana, 1996 (7)
 117–Lee McGriff vs. Georgia, 1974 (6)
 117–Carlos Alvarez vs. Kentucky, 1971 (5)
 116–Travis McGriff vs. NE Louisiana, 1998 (6)
 115–Kelvin Kight vs. Georgia, 2002 (9)
 115–Reche Caldwell vs. Tennessee, 2001 (8)
 115–Aubrey Hill vs. Florida St., 1994 (5)
 115–Carlos Alvarez vs. Richmond, 1970 (8)
 114–Willie Jackson vs. Alabama, 1993 (9)
 114–Cris Collinsworth vs. Miami, 1980 (8)
 114–Richard Trapp vs. Tulane, 1966 (6)
 112–Ike Hilliard vs. Tennessee, 1995 (9)
 112–Harrison Houston vs. SW Louisiana, 1993 (4)
 112–Tre Everett vs. Miss. St., 1991 (4)

112–Kirk Kirkpatrick vs. Georgia, 1990 (8)
 112–Cris Collinsworth vs. Auburn, 1980 (6)
 112–Cris Collinsworth vs. Army, 1978 (6)
 112–Joe Parker vs. Kentucky, 1972 (7)
 112–Carlos Alvarez vs. Vanderbilt, 1969 (11)
 111–Aaron Hernandez vs. Cincinnati (Bowl), 2009 (9)
 111–Darrell Jackson vs. LSU, 1999 (4)
 111–Harrison Houston vs. Florida St., 1993 (6)
 111–Jack Harper vs. Florida St., 1965 (4)
 110–Percy Harvin vs. Vanderbilt, 2007 (9)
 110–Taylor Jacobs vs. Auburn, 2002 (11)
 110–Jabar Gaffney vs. South Carolina, 2001 (6)
 110–Jabar Gaffney vs. Auburn, 2001 (4)
 110–Nafis Karim vs. The Citadel, 1998 (6)
 110–Frankie Neal vs. Kentucky, 1985 (6)
 110–Richard Trapp vs. LSU, 1966 (8)
 109–Willie Jackson vs. Georgia, 1992 (7)
 109–Stacey Simmons vs. Indiana St., 1988 (3)
 109–Frankie Neal vs. Florida St., 1985 (2)
 109–Tyrone Young vs. Florida St., 1980 (5)
 108–Riley Cooper vs. South Carolina, 2009 (3)
 108–Percy Harvin vs. LSU, 2008 (6)
 108–Ike Hilliard vs. Arkansas, 1996 (5)
 108–Jack Jackson vs. Auburn, 1993 (3)
 108–Willie Jackson vs. Arkansas St., 1993 (7)
 108–Tre Everett vs. Kentucky, 1991 (3)
 108–Ricky Nattiel vs. LSU, 1986 (5)
 108–Tyrone Young vs. Kentucky, 1980 (6)
 108–Wes Chandler vs. Houston, 1976 (2)
 107–Quinton Dunbar vs. E. Kentucky, 2014 (3)
 107–Neal Anderson vs. SW Louisiana, 1985 (3)
 107–Charles Casey vs. Florida St., 1965 (7)
 106–Ben Troupe vs. Tennessee, 2003 (5)
 106–Travis Taylor vs. South Carolina, 1998 (5)
 106–Jacquez Green vs. Alabama 1996(3)
 106–Ricky Nattiel vs. Cincinnati, 1984 (4)
 106–Tony Lomack vs. Louisiana Tech, 1979 (2)
 106–Tommy Durrance vs. Miami, 1971 (9)
 105–Riley Cooper vs. Charleston So., 2009 (2)
 105–Cornelius Ingram vs. Troy, 2007 (7)
 105–Chad Jackson vs. Kentucky, 2005 (9)
 105–Chad Jackson vs. Louisiana Tech, 2005 (5)
 105–Taylor Jacobs vs. Vanderbilt, 2001 (6)
 105–Reche Caldwell vs. Kentucky, 2001 (5)
 105–Travis Taylor vs. Western Michigan, 1999 (7)
 105–Reidel Anthony vs. Alabama, 1994 (8)
 105–Jack Jackson vs. Auburn, 1994 (5)
 105–Terry Ash vs. Auburn, 1970 (5)
 105–Willie Jackson, Sr. vs. Mississippi St., 1970 (4)
 105–Carlos Alvarez vs. Kentucky, 1969 (10)
 104–Demarcus Robinson vs. LSU, 2014 (5)
 104–Chris Rainey vs. Tennessee, 2011 (2)
 104–Darrell Jackson vs. Florida St., 1999 (7)
 104–Cris Collinsworth vs. Miami, 1979 (4)
 103–Andre Caldwell vs. Vanderbilt, 2007 (9)
 103–Andre Caldwell vs. W. Kentucky, 2007 (3)
 103–Chad Jackson vs. Middle Tenn. St., 2004 (8)
 103–Darrell Jackson vs. Kentucky, 1999 (6)
 103–Ike Hilliard vs. LSU, 1995 (6)
 103–John L. Williams vs. Georgia, 1985 (12)
 103–Perry McGriff vs. Miami, 1959 (5)
 102–Carlos Perez vs. Kentucky, 2003 (5)
 102–Jabar Gaffney vs. UL-Monroe, 2001 (8)

102–Jabar Gaffney vs. Marshall, 2001 (5)
 102–Reche Caldwell vs. Vanderbilt, 2000 (5)
 102–Willie Jackson vs. Southern Miss, 1992 (4)
 102–Charles Casey vs. South Carolina, 1964 (7)
 101–Jabar Gaffney vs. Tennessee, 2001 (7)
 101–Reche Caldwell vs. Mississippi St., 2001 (5)
 101–Jabar Gaffney vs. Vanderbilt, 2000 (7)
 101–Jabar Gaffney vs. Auburn, 2000 (4)
 101–Tyrone Young vs. Furman, 1981 (7)
 101–James Yancey vs. Tennessee, 1970 (5)
 101–Richard Trapp vs. Florida St., 1966 (8)
 100–Deonte Thompson vs. App. St., 2010 (6)
 100–Jabar Gaffney vs. Tennessee, 2001 (7)
 100–Travis McGriff vs. Florida St., 1998 (4)
 100–Reidel Anthony vs. LSU, 1996 (7)
 100–Harrison Houston vs. LSU, 1993 (5)
 100–Willie Jackson vs. Alabama, 1992 (9)
 100–Lee McGriff vs. LSU, 1974 (3)
 100–Lee McGriff vs. Southern Miss, 1973 (6)
 100–Richard Trapp vs. Auburn, 1966 (9)

MOST CAREER 100-YARD GAMES

Jabar Gaffney	15	Tommy Durrance	1
Carlos Alvarez	12	Jack Harper	1
Willie Jackson Jr.	9	Aubrey Hill	1
Ike Hilliard	8	Cornelius Ingram	1
Travis McGriff	8	Willie Jackson Sr.	1
Richard Trapp	8	Tony Lomack	1
Reidel Anthony	7	Perry McGriff	1
Reche Caldwell	7	Joe Parker	1
Jacquez Green	7	Carlos Perez	1
Darrell Jackson	7	Chris Rainey	1
Dallas Baker	6	Stacey Simmons	1
Charles Casey	6	Tony Stephens	1
Wes Chandler	6	Deonte Thompson	1
Percy Harvin	6	Broughton Williams	1
Andre Caldwell	5	John L. Williams	1
Cris Collinsworth	5	James Yancey	1
Jack Jackson	5		
Taylor Jacobs	5		
Lee McGriff	5		
Tyrone Young	5		
Riley Cooper	4		
Chris Doering	4		
Harrison Houston	4		
Chad Jackson	4		
Demarcus Robinson	4		
Tre Everett	3		
Nafis Karim	3		
Ernie Mills	3		
Ricky Nattiel	3		
Dwayne Dixon	2		
Aaron Hernandez	2		
Kelvin Kight	2		
Kirk Kirkpatrick	2		
Frankie Neal	2		
Solomon Patton	2		
Travis Taylor	2		
Ben Troupe	2		
Neal Anderson	1		
Terry Ash	1		
Jemelle Cornelius	1		
Andre Debose	1		
Quinton Dunbar	1		

SAME GAME 100-YARD RECEIVING PERFORMANCES

Year	Opponent	Player 1	Player 2
2014	Eastern Kentucky	Demarcus Robinson (137)	Quinton Dunbar (107)
2007	Vanderbilt	Percy Harvin (110)	Andre Caldwell (103)
2007	Western Kentucky	Riley Cooper (122)	Andre Caldwell (103)
2005	Kentucky	Chad Jackson (105)	Jemalle Cornelius (138)
2001	Tennessee	Reche Caldwell (115)	Jabar Gaffney (101)
2001	Vanderbilt	Reche Caldwell (117)	Taylor Jacobs (105)
2001	Auburn	Reche Caldwell (128)	Jabar Gaffney (110)
2001	LSU	Jabar Gaffney (164)	Reche Caldwell (120)
2001	Mississippi St.	Jabar Gaffney (159)	Reche Caldwell (101)
2000	Vanderbilt	Reche Caldwell (102)	Jabar Gaffney (101)
1998	South Carolina	Travis McGriff (222)	Travis Taylor (106)
1998	Vanderbilt	Travis McGriff (157)	Nafis Karim (132)
1998	Kentucky	Nafis Karim (145)	Travis McGriff (124)
1996	Alabama (SEC Cg)	Reidel Anthony (171)	Jacquez Green (106)
1996	LSU	Ike Hilliard (145)	Reidel Anthony (100)
1996	Arkansas	Reidel Anthony (189)	Ike Hilliard (108)
1995	Florida St.	Ike Hilliard (192)	Chris Doering (124)
1995	Vanderbilt	Chris Doering (169)	Jacquez Green (155)
1993	Florida St.	Willie Jackson (140)	Harrison Houston (111)
1993	SW Louisiana	Jack Jackson (153)	Harrison Houston (112)
1985	Florida St.	Ricky Nattiel (161)	Frankie Neal (109)
1965	Florida St.	Jack Harper (111)	Charles Casey (107)

TOTAL OFFENSE RECORDS**PLAYS****Career (Passes-Rushes-Games)**

1,687-Tim Tebow, 2006-09 (995-692-55)
 1,636-Chris Leak, 2003-06 (1,324-320-51)
 1,397-Shane Matthews, 1989-92 (1,202-195-34)
 1,355-Danny Wuerffel, 1993-96 (1,170-185-46)
 1,239-Wayne Peace, 1980-83 (991-248-43)
 1,238-John Reaves, 1969-71 (1,128-110-32)
 1,229-Rex Grossman, 2000-02 (1,110-119-35)
 1,119-Kerwin Bell, 1984-87 (949-170-42)
 1,007-Doug Johnson, 1996-99 (907-100-37)
 995-Steve Spurrier, 1964-66 (692-303-30)

Season (Passes-Rushes-Games)

561-Rex Grossman, 2002 (503-58-13)
 560-Tim Tebow, 2007 (350-210-13)
 536-Shane Matthews, 1992 (463-73-12)
 531-Tim Tebow, 2009 (314-217-14)
 479-Chris Leak, 2005 (374-105-12)
 474-Tim Tebow, 2008 (298-176-14)
 460-Chris Leak, 2004 (399-61-12)
 450-Shane Matthews, 1990 (378-72-11)
 429-Rex Grossman, 2001 (395-34-11)
 428-John Reaves, 1969 (396-32-10)

Game (Passes-Rushes)

68-John Reaves vs. Auburn, 1969 (66-2)
 66-Shane Matthews vs. Florida St., 1990 (48-18)
 63-Doug Johnson vs. LSU, 1997 (57-6)
 62-Larry Ochab vs. Florida St., 1979 (54-8)
 58-Tim Tebow vs. South Carolina, 2007 (32-26)
 58-Tim Tebow vs. Ole Miss, 2007 (34-24)
 58-Rex Grossman vs. Tennessee, 2001 (51-7)
 58-Shane Matthews vs. Georgia, 1992 (45-13)
 57-Steve Spurrier vs. Auburn, 1965 (45-12)
 57-John Reaves vs. Tennessee, 1970 (52-5)

YARDS**Career (Passing-Rushing)**

12,232-Tim Tebow, 2006-09 (9,285-2,947)
 11,350-Chris Leak, 2003-06 (11,213-137)
 10,500-Danny Wuerffel, 1993-96 (10,875-(-)375)
 9,241-Shane Matthews, 1989-92 (9,287-(-)46)
 9,031-Rex Grossman, 2000-02 (9,164-(-)133)
 7,283-John Reaves, 1969-71 (7,549-(-)266)
 7,032-Kerwin Bell, 1984-87 (7,585-(-)553)
 6,946-Wayne Peace, 1980-83 (7,206-(-)260)
 6,765-Doug Johnson, 1996-99 (7,114-(-)349)
 5,290-Steve Spurrier, 1964-66 (4,848-442)

Season (Passing-Rushing)

4,181-Tim Tebow, 2007 (3,286-895)
 3,904-Rex Grossman, 2001 (3,896-8)
 3,805-Tim Tebow, 2009 (2,895-910)
 3,525-Danny Wuerffel, 1996 (3,625-(-)100)
 3,419-Tim Tebow, 2008 (2,746-673)
 3,337-Rex Grossman, 2002 (3,402-(-)365)
 3,276-Chris Leak, 2004 (3,197-79)
 3,176-Shane Matthews, 1992 (3,205-(-)29)
 3,140-Shane Matthews, 1991 (3,130-10)
 3,125-Danny Wuerffel, 1995 (3,266-(-)141)
By a Senior: 3,805-Tim Tebow, 2009 (2,895-910)
By a Junior: 3,419-Tim Tebow, 2008 (2,746-673)
By a Sophomore: 4,181-Tim Tebow, 2007 (3,286-895)
By a Freshman: 2,382-Chris Leak, 2003 (2,435-(-)353)
By a Running Back: 1,599-Emmitt Smith, 1989 (1,599 run, 0 pass)

Game (Passing-Rushing)

533-Tim Tebow vs. Cincinnati, 2009 (482-51)
 466-Danny Wuerffel vs. Arkansas, 1996 (462-4)
 463-Rex Grossman vs. LSU, 2001 (464-(-)1)
 460-Eric Kresser vs. N. Illinois, 1995 (458-2)
 442-Doug Johnson vs. Vanderbilt, 1998 (460-(-)118)
 428-Danny Wuerffel vs. Miss. St., 1993 (449-(-)21)

TOUCHDOWN/RECEPTION RATIO (Min. 15 career TD receptions)

	Rec.	Tds	Ratio
Wes Chandler (1974-77)	92	22	4.18
Ike Hilliard (1994-96)	126	29	4.34
Riley Cooper (2006-09)	81	18	4.50
Aubrey Hill (1991-94)	86	18	4.78
Chris Doering (1992-95)	149	31	4.81
Reidel Anthony (1994-96)	126	26	4.85
Jacquez Green (1995-97)	113	23	4.91
Jack Jackson (1992-94)	143	29	4.93
Jabar Gaffney (2000-01)	138	27	5.11
Harrison Houston (1990-93)	101	19	5.32

427-Tim Tebow vs. Ole Miss (261-166)

424-Tim Tebow vs. South Carolina (304-120)

418-Terry Dean vs. SW Louisiana, 1993 (448-(-)30)

416-Rex Grossman vs. Georgia, 2001 (407-9)

By a Senior: 533-Tim Tebow vs. Cincinnati, 2009 (482 pass, 51 run)

By a Junior: 460-Eric Kresser vs. Northern Illinois, 1995 (458 pass, 2 run)

By a Sophomore: 463-Rex Grossman, vs. LSU, 2001 (464 pass, -1 run)

By a Freshman: 428-Danny Wuerffel, vs. Mississippi St., 1993 (449 pass, -21 run)

By a Running Back: 316-Emmitt Smith, vs. New Mexico State, 1989 (316 run, 0 pass)

TOUCHDOWNS RESPONSIBLE FOR**Career (Passing-Rushing-Receiving)**

145-Tim Tebow, 2006-09 (88-57-0)
 122-Danny Wuerffel, 1993-96 (114-8-0)
 101-Chris Leak, 2003-06 (88-13-0)
 83-Rex Grossman, 2000-02 (77-6-0)
 82-Shane Matthews, 1989-92 (74-7-1)
 65-Doug Johnson, 1996-99 (62-2-1)
 60-Kerwin Bell, 1984-87 (56-4-0)
 59-John Reaves, 1969-71 (54-5-0)

Season (Passing-Rushing-Receiving)

55-Tim Tebow, 2007 (32-23-0)
 42-Tim Tebow, 2008 (30-12-0)
 41-Danny Wuerffel, 1996 (39-2-0)
 39-Rex Grossman, 2001 (34-5-0)
 37-Danny Wuerffel, 1995 (35-2-0)
 35-Tim Tebow, 2009 (21-14-0)
 31-Chris Leak, 2004 (29-2-0)
 30-Shane Matthews, 1991 (28-1-1)
 27-Shane Matthews, 1990 (23-4-0)
 26-Chris Leak, 2005 (20-6-0)
 26-Chris Leak, 2006 (23-2-0)

Game (Passing-Rushing-Receiving)

7-Tim Tebow vs. South Carolina, 2007 (2-5-0)
 7-Doug Johnson vs. Central Mich., 1997 (7-0-0)
 7-Danny Wuerffel vs. Tennessee, 1995 (6-1-0)
 7-Terry Dean vs. New Mexico State, 1994 (7-0-0)
 6-Chris Leak vs. South Carolina, 2004 (6-0-0)
 6-Danny Wuerffel vs. Alabama, 1996 (6-0-0)
 6-Eric Kresser vs. Northern Illinois, 1995 (6-0-0)
 6-Terry Dean vs. SW Louisiana, 1993 (6-0-0)
 6-Trey Burton vs. Kentucky, 2010 (1-5-0)
 5-16 times, last: Tim Tebow vs. Florida St., 2009 (3-2-0)

YARDS GAINED PER GAME**Career**

264.0-Shane Matthews, 1989-92
 258.0-Rex Grossman, 2000-02
 228.3-Danny Wuerffel, 1993-96
 227.6-John Reaves, 1969-71
 222.5-Chris Leak, 2003-06
 222.4-Tim Tebow, 2006-09
 183.6-Doug Johnson, 1996-99
 176.3-Steve Spurrier, 1964-66
 167.4-Danny Wuerffel, 1993-96
 167.4-Kerwin Bell, 1984-87

Season

354.9-Rex Grossman, 2001
 321.6-Tim Tebow, 2007
 293.8-Danny Wuerffel, 1996
 285.5-Shane Matthews, 1991
 285.2-John Reaves, 1969
 284.1-Danny Wuerffel, 1995
 273.0-Chris Leak, 2004
 271.8-Tim Tebow, 2009
 265.9-Shane Matthews, 1990
 264.7-Shane Matthews, 1992

KICKING RECORDS**FIELD GOALS ATTEMPTED****Career**

88–Caleb Sturgis, 2008-12 (made 70)
80–Jeff Chandler, 1997-2001 (made 67)
63–Brian Clark, 1979-81 (made 43)
62–David Posey, 1973-76 (made 33)

Season

30–Caleb Sturgis, 2009 (made 22)
28–Caleb Sturgis, 2012 (made 24)
27–Matt Leach, 2003 (made 21)
26–Caleb Sturgis, 2011 (made 22)
26–Bobby Raymond, 1984 (made 23)
24–Jeff Chandler, 1999 (made 21)
24–Brian Clark, 1981 (made 18)
24–David Posey, 1974 (made 12)
24–John David Francis, 1988 (made 17)

FIELD GOALS MADE**Career**

70–Caleb Sturgis, 2008-12 (88 att.)
67–Jeff Chandler, 1997-2001 (80 att.)
43–Matt Leach, 2001-04 (61 att.)
43–Bobby Raymond, 1983-84 (49 att.)
43–Brian Clark, 1979-81 (63 att.)
33–David Posey, 1973-76 (62 att.)
33–Arden Czynewski, 1988-91 (44 att.)

Season

24–Caleb Sturgis, 2012 (28 att.)
23–Bobby Raymond, 1984 (26 att.)
22–Caleb Sturgis, 2011 (26 att.)
22–Caleb Sturgis, 2009 (30 att.)
21–Matt Leach, 2003 (27 att.)
21–Jeff Chandler, 1999 (24 att.)
20–Bobby Raymond, 1983 (23 att.)
19–Jeff Chandler, 2001 (22 att.)
18–Brian Clark, 1981 (24 att.)
17–Jeff Dawson, 1985 (23 att.)
17–John David Francis, 1988 (24 att.)

Game

6–Bobby Raymond vs. Florida St., 1983
6–Bobby Raymond vs. Kentucky, 1984
5–Brian Clark vs. Mississippi, 1980
4–11 times, last: Austin Hardin vs. Florida St., 2014

FIELD GOAL PERCENTAGE**Career**

(Min. - 35 att.)
87.8%–Bobby Raymond, 1983-84 (43 of 49)
82.9%–Berj Yepremian, 1976-78 (29 of 35)
82.1%–Judd Davis, 1992-94 (32 of 39)
79.5%–Caleb Sturgis, 2008-12 (70 of 88)
78.9%–Jeff Dawson, 1985-86 (30 of 38)
(Min. - 50 att.)
83.8%–Jeff Chandler, 1997-2001 (67 of 80)
79.5%–Caleb Sturgis, 2008-12 (70 of 88)
70.5%–Matt Leach, 2001-04 (43 of 61)
68.3%–Brian Clark, 1979-81 (43 of 63)

Season

(Min. - 20 att.)
88.4%–Bobby Raymond, 1984 (23 of 26)
87.5%–Jeff Chandler, 1999 (21 of 24)
86.9%–Bobby Raymond, 1983 (20 of 23)

MOST CONSECUTIVE FIELD GOALS**Career**

17–Bobby Raymond, 1984
16–Jeff Chandler, 2001
14–Caleb Sturgis, 2010-12
13–Jeff Chandler, 2000-01
11–Jonathan Phillips, 2008
11–Berj Yepremian, 1978

PATS ATTEMPTED**Career**

180–Jeff Chandler, 1997-2001 (made 167)
164–Bart Edmiston, 1992-96 (made 160)
136–Caleb Sturgis, 2008-12 (made 130)
131–Judd Davis, 1992-94 (made 129)
125–Matt Leach, 2001-04 (made 120)
115–David Posey, 1973-76 (made 110)

Season

79–Jonathan Phillips, 2008 (made 78)
73–Joey Iijas, 2007 (made 72)
71–Bart Edmiston, 1995 (made 71)
66–Bart Edmiston, 1996 (made 64)
65–Judd Davis, 1994 (made 65)
54–Collins Cooper, 1997 (made 48)
53–Jeff Chandler, 2000 (made 49)
53–Judd Davis, 1993 (made 51)
49–Matt Leach, 2004 (made 49)
48–Jeff Chandler, 2001 (made 46)

Game

11–Collins Cooper vs. Central Michigan, 1997
10–Jonathan Phillips vs. The Citadel, 2008
10–Judd Davis vs. New Mexico State, 1994
10–Judd Davis vs. Kentucky, 1994
9–Jonathan Phillips vs. Charleston Southern, 2009
9–Matt Leach vs. Florida A&M, 2003
9–Bart Edmiston vs. South Carolina, 1995
9–Jim Gainey vs. West Texas State, 1982

PATS MADE**Career**

167–Jeff Chandler, 1997-2001
160–Bart Edmiston, 1992-96
130–Caleb Sturgis, 2008-12
129–Judd Davis, 1992-94
120–Matt Leach, 2001-04
110–David Posey, 1973-76
95–Arden Czynewski, 1988-91
83–Jonathan Phillips, 2007-08
81–Chris Hetland, 2005-06
77–Wayne Barfield, 1965-67
72–Joey Iijas, 2004-07

Season

78–Jonathan Phillips, 2008 (79 att.)
72–Joey Iijas, 2007 (73 att.)
71–Bart Edmiston, 1995 (71 att.)
65–Judd Davis, 1994 (65 att.)
64–Bart Edmiston, 1996 (66 att.)
51–Judd Davis, 1993 (53 att.)
49–Matt Leach, 2004 (49 att.)
49–Jeff Chandler, 2000 (53 att.)
48–Collins Cooper, 1997 (54 att.)
46–Jeff Chandler, 2001 (48 att.)

Game

10–Jonathan Phillips vs. The Citadel, 2008 (10 att.)
10–Judd Davis vs. New Mexico State, 1994 (10 att.)
10–Judd Davis vs. Kentucky, 1994 (10 att.)
9–Matt Leach vs. Florida A&M, 2003 (9 att.)
9–Collins Cooper vs. Central Mich., 1997 (11 att.)
9–Bart Edmiston vs. South Carolina, 1995 (9 att.)
9–Jim Gainey vs. West Texas State, 1982 (9 att.)

PATS PERCENT ACCURACY**Career**

(Min. 50)
100%–Brian Clark, 1979-81 (62 of 62)
98.6%–Joey Iijas, 2004-07 (72 of 73)
98.2%–Berj Yepremian, 1976-78 (56 of 57)

Season

(Min. 25)
100%–Caleb Sturgis, 2011 (31 of 31)
100%–Matt Leach, 2004 (49 of 49)
100%–Matt Leach, 2003 (41 of 41)
100%–Bart Edmiston, 1995 (71 of 71)
100%–Judd Davis, 1994 (65 of 65)
100%–Arden Czynewski, 1991 (44 of 44)
100%–Robert McGinty, 1987 (33 of 33)
100%–Brian Clark, 1981 (28 of 28)
100%–Wayne Barfield, 1966 (27 of 27)

CONSECUTIVE PATS MADE**Career**

114–Bart Edmiston, 1992-96
104–Matt Leach, 2001-04
81–Judd Davis, 1992-94
62–Brian Clark, 1979-81
61–Jonathan Phillips, 2007-08
55–Berj Yepremian, 1976-78
52–Wayne Barfield, 1965-67

Game

(Min. 8)
10 of 10–Jonathan Phillips vs. The Citadel, 2008
10 of 10–Judd Davis vs. New Mexico State, 1994
10 of 10–Judd Davis vs. Kentucky, 1994
9 of 9–Jonathan Phillips vs. Kentucky, 2008
9 of 9–Matt Leach vs. Florida A&M, 2003
9 of 9–Bart Edmiston vs. South Carolina, 1995
9 of 9–Jim Gainey vs. West Texas State, 1982
8 of 8–10 times, last: Frankie Velez vs. Eastern Michigan, 2014

LONGEST FIELD GOALS

60–Chris Perkins vs. Tulane, 1984
56–Caleb Sturgis vs. Georgia, 2009
55–Caleb Sturgis vs. Furman, 2011
55–Caleb Sturgis vs. Vanderbilt, 2011
55–Brian Clark vs. Kentucky, 1981
54–Jeff Chandler vs. Georgia, 2000
54–Berj Yepremian vs. Utah, 1977
54–David Posey vs. Florida St., 1976
53–Chris Perkins vs. Miami, 1983
53–John Williams vs. Ole Miss, 1973
52–Matt Leach vs. Georgia, 2004
52–Austin Hardin vs. Florida St., 2014
52–Jeff Chandler vs. Tennessee, 2001
52–Judd Davis vs. So. Mississippi, 1994
52–Brian Clark vs. Kentucky, 1979
52–Berj Yepremian vs. Alabama, 1978
51–Caleb Sturgis vs. Texas A&M, 2012
51–Caleb Sturgis vs. Bowling Green, 2012
51–Caleb Sturgis vs. FAU, 2011
51–Caleb Sturgis vs. Arkansas, 2009
51–Robert McGinty vs. Auburn, 1986
51–Chris Perkins vs. Tennessee, 1984
51–Berj Yepremian vs. Rice, 1977
51–David Posey vs. Florida St., 1975
50–Caleb Sturgis vs. Georgia, 2012
50–Matt Leach vs. Mississippi St., 2004
50–Matt Leach vs. LSU, 2003
50–Jeff Chandler vs. Florida St., 1999
50–Robert McGinty vs. LSU, 1987
50–Berj Yepremian vs. Florida St., 1977
50–David Posey vs. Florida St., 1975

GAME-WINNING FIELD GOALS IN UF HISTORY

(2:30 or less remaining in the game)

Name	Date	Opp.	Distance	Time	Final
Chas Henry	10/30/10	Georgia	37	0T	34-31
Caleb Sturgis	10/17/09	Arkansas	27	:09	23-20
Matt Leach	11/1/03	Georgia	33	:33	16-13
Arden Czynewski	10/7/89	LSU	41	:00	16-13
Brian Clark	11/15/80	Kentucky	34	N/A	17-15
Wayne Barfield	11/11/67	Georgia	31	N/A	17-16
Steve Spurrier	10/29/66	Auburn	40	2:12	30-27
Bob Lyle	9/26/64	Miss. State	41	:00	16-13
Billy Cash	10/22/60	LSU	35	N/A	13-10

RETURN RECORDS**MOST KICKOFF RETURNS (SINCE 1958)****Career**

112–Brandon James, 2006-09
79–Andre Debose, 2010-14
57–Willie Jackson, Sr., 1970-72

Season

32–Brandon James, 2008
30–Brandon James, 2007
29–Brandon James, 2009

Game

6–Chris Rainey vs. Georgia, 2010
6–Reidel Anthony vs. Tennessee, 1995
6–Bo Carroll vs. Alabama, 1999

KICK RETURN YARDS**Career**

2,718–Brandon James, 2006-09
2,111–Andre Debose, 2010-14
1,248–Willie Jackson, Sr., 1970-72

Season

841–Brandon James, 2007
756–Brandon James, 2009
738–Brandon James, 2008
666–Kerry Watkins, 1986

Game

159–Andre Debose vs. South Carolina, 2010
159–Tony Lomack vs. Kentucky, 1989
158–Solomon Patton vs. Missouri, 2013
154–Andre Debose vs. LSU, 2010

KICK RETURN AVERAGE**Career**

(Min. 30)
27.7–Solomon Patton, 2010-13 (39 for 1,079)
26.7–Andre Debose, 2010-14 (79 for 2,111)
26.1–Jack Jackson, 1992-94 (39 for 1,019)
(Min. 50)
26.7–Andre Debose, 2010-14 (79 for 2,111)
24.3–Brandon James, 2006-09 (112 for 2,718)
22.5–Harrison Houston, 1990-93 (54 for 1,216)

Season

(Min. 10)
29.2–Solomon Patton, 2013 (22 for 642)
28.3–Andre Debose, 2012 (18 for 510)
28.2–Jack Jackson, 1993 (17 for 480)
28.0–Andre Debose, 2010 (21 for 587)

Game

(Min. 4)
39.8–Andre Debose vs. S. Carolina (4 for 159)
39.5–Solomon Patton vs. Missouri (4 for 158)
37.5–Cris Collinsworth vs. LSU (4 for 150)

KICK RETURN TOUCHDOWNS**Career**

4–Andre Debose, 2010-14
2–Bo Carroll, 1997-2000
2–Stacey Simmons, 1986-88

Season

2–Andre Debose, 2010

Game

1–13 times, last by Solomon Patton vs. Missouri, 2013

LONGEST KICKOFF RETURNS

100–Solomon Patton vs. Missouri, 2013
100–Andre Debose vs. Louisville, 2012
100–Bo Carroll vs. LSU, 1999
100–Jack Jackson vs. Mississippi St., 1993
100–Pat Reen vs. Miami, 1940
99–Andre Debose vs. Ohio State, 2011
99–Jeff Demps vs. Georgia, 2011
99–Andre Debose vs. South Carolina, 2010
99–Tony Lomack vs. Kentucky, 1989
98–Billy Chase vs. Mississippi, 1934
97–Cris Collinsworth vs. LSU, 1978
96–Chuck Hunsinger vs. Alabama, 1948
96–Harvin Clark vs. Kentucky, 1969
94–Bo Carroll vs. Arkansas, 1997
94–Stacey Simmons vs. Kentucky, 1987
93–Pat Reen vs. Auburn, 1940
90–Reidel Anthony vs. Auburn, 1995
90–Jack Nichols vs. Auburn, 1950
88–Andre Debose vs. LSU, 2010
88–Bobby Forbes vs. Furman, 1947
85–Brandon James vs. Charleston Southern, 2009
85–Jim Roundtree vs. Georgia, 1955
85–Stacey Simmons vs. Mississippi, 1988

MOST PUNT RETURNS (SINCE 1958)**Career**

117–Brandon James, 2006-09
76–Keiwan Ratliff, 2000-03
75–Ivory Curry, 1980-82
72–Tyson Sever, 1972-74

Season

41–Wallace Brown, 1934
37–Brandon James, 2008
35–Tyson Sever, 1972

Game

7–Tyson Sever vs. North Carolina, 1972

PUNT RETURN YARDS (SINCE 1955)**Career**

1,371–Brandon James, 2006-09
860–Keiwan Ratliff, 2000-03
766–Jacquez Green, 1995-97
631–Ivory Curry, 1980-82
589–Ricky Nattiel, 1983-86

Season

510–Brandon James, 2008 (37 ret.)
392–Jacquez Green, 1997 (27 ret.)
363–Brandon James, 2006 (33 ret.)
354–Tyson Sever, 1972 (35 ret.)
346–Ricky Nattiel, 1984 (22 ret.)

Game

155–Brandon James vs. W. Carolina, 2007 (6 ret.)
145–Jacquez Green vs. Kentucky, 1996 (2 ret.)

PUNT RETURN AVERAGE**Career**

(Min. 25)
18.6–Hal Griffin, 1946-49 (26 for 484)

Season

(Min. 10)
26.7–Hal Griffin, 1947 (10 for 267)*

*NCAA record for 10 or more

PUNT RETURN TOUCHDOWNS**Career**

4–Brandon James, 2006-09
4–Jacquez Green, 1995-97

Season

2–Brandon James, 2008
2–Lito Sheppard, 2000
2–Jacquez Green, 1997
2–Jacquez Green, 1996
2–Steve Tannen, 1968
2–Loran Broadus, 1948

Game

2–Jacquez Green vs. Kentucky, 1996

LONGEST PUNT RETURNS

97–Hal Griffin vs. Miami, 1946
87–Hal Griffin vs. Villanova, 1946
86–Jacquez Green vs. South Carolina, 1997
84–Loran Broadus vs. Rollins, 1948
83–Brandon James vs. Tennessee, 2007
83–George Grandy vs. Tulane, 1966
82–Harvin Clark vs. Miami, 1971
82–Hal Griffin vs. Kansas State, 1947
80–Jack Harper vs. SMU, 1964
80–Hagood Clark vs. Auburn, 1961
80–Loran Broadus vs. Tulsa, 1948
80–Loran Broadus vs. North Carolina, 1947
79–Jacquez Green vs. Kentucky, 1996
78–Brandon James vs. Hawaii, 2008
78–Jack Nichols vs. The Citadel, 1950
77–Brandon James vs. Western Carolina, 2006
75–Hal Griffin vs. N.C. State, 1946
75–Jimmy Hall vs. The Citadel, 1951

KICKOFF RETURN TOUCHDOWNS

Player	Date	Opponent	Yards	Location	Notes
Harvin Clark	11/15/69	Kentucky	96	H	
Cris Collinsworth	10/7/78	LSU	97	H	
Stacey Simmons	11/14/87	Kentucky	94	H	Opening Kick
Stacey Simmons	9/10/88	Ole Miss	85	N	Jackson, Miss.
Tony Lomack	11/18/89	Kentucky	99	H	
Jack Jackson	10/2/93	Mississippi St.	100	H	
Reidel Anthony	10/14/95	Auburn	90	A	
Bo Carroll	10/4/97	Arkansas	94	H	Opening Kick
Bo Carroll	10/9/99	LSU	100	A	
Brandon James	9/6/09	Charleston So.	85	H	
Andre Debose	10/9/10	LSU	88	H	
Andre Debose	11/13/10	South Carolina	99*	H	Opening Kick
Jeff Demps	10/29/11	Georgia	99	N	Jacksonville, Fla.
Andre Debose	1/2/12	Ohio State	99**	N	Jacksonville, Fla., (Gator Bowl)
Andre Debose	1/2/13	Louisville	100	N	New Orleans, La. (Sugar Bowl)
Solomon Patton	10/19/13	Missouri	100	A	

Totals: 16 Home: 9 Away: 3 Neutral: 4 Opening Kick: 3

*set UF single-season record for kick return touchdowns

**set UF career record for kick return touchdowns

BLOCKED FIELD GOALS FOR TOUCHDOWNS

Player	Date	Opponent	Yards	Location
Reggie Lewis	11/26/05	Florida St.	52	H

Totals: 1 Home: 1 Away: 0 Neutral: 0

PUNT RETURN TOUCHDOWNS

Player	Date	Opponent	Yards	Location	Notes
George Grandy	11/12/66	Tulane	83	H	
Steve Tannen	9/21/68	Air Force	64	N	Tampa, Fla.
Steve Tannen	10/26/68	Vanderbilt	82	A	
Carlos Alvarez	9/12/70	Duke	72	N	Jacksonville, Fla.
Harvin Clark	11/27/71	Miami	82	A	
Tyson Sever	11/18/72	Kentucky	71	H	
Ivory Curry	9/20/80	Georgia	71	A	
Ricky Nattiel	9/29/84	Mississippi St.	67	H	
Fred Weary	10/1/94	Ole Miss	10	A	Blocked Punt
Mike Harris	11/12/94	South Carolina	40	H	Blocked Punt
Jacquez Green	9/28/96	Kentucky	66	H	
Jacquez Green	9/28/96	Kentucky	79	H	
Jacquez Green	9/6/97	Central Michigan	13	H	Blocked Punt
Jacquez Green	11/15/97	South Carolina	86	A	
Mike Peterson	11/7/98	Vanderbilt	27	A	Blocked Punt
Lito Sheppard	9/9/00	Middle Tennessee St.	54	H	
Lito Sheppard	11/11/00	South Carolina	57	H	
Tremaine McCollum	1/2/05	Iowa	0	N*	Blocked Punt
Terrence Holmes	10/8/05	Mississippi St.	0	H	Blocked Punt
Brandon James	11/18/06	Western Carolina	77	H	
Brandon James	9/15/07	Tennessee	83	H	
Marcus Manson	11/17/07	FAU	19	H	Blocked Punt
Brandon James	8/30/08	Hawaii	74	H	
Brandon James	9/20/08	Tennessee	78	A	
Chris Rainey	9/26/09	Kentucky	23	A	Blocked & Rec. punt
Solomon Patton	11/6/10	Vanderbilt	42	A	Blocked by C. Rainey
Lerentee McCray	1/1/11	Penn State	27	N*	Blocked by S. Patton
Chris Rainey	9/3/11	FAU	22	H	Blocked by S. Patton
Graham Stewart	1/2/12	Ohio State	14	N*	Blocked by C. Rainey
Jelani Jenkins	11/10/12	Louisiana	36	H	Blocked by L. Purifoy
Andre Debose	10/11/14	LSU	62	H	

Totals: 32 Home: 17 Away: 10 Neutral: 5 Blocked: 12

*Bowl Game

PUNTING RECORDS**ATTEMPTED****Career**

231—Eric Wilbur, 2003-06
209—Buster Morrison, 1972-74
182—Shayne Edge, 1991-94
181—Kyle Christy, 2011-14
165—Chas Henry, 2007-10
161—Ray Criswell, 1982-85
154—Fred Montsdeoca, 1948-50
135—Bill Conover, 1978-79
130—Steve Spurrier, 1964-66

Season

83—Buster Morrison, 1972
83—Bud Walton, 1938
76—Bill Conover, 1979
70—Buster Morrison, 1973
66—Kyle Christy, 2012
66—Eric Wilbur, 2003
64—Kyle Christy, 2014
63—Joe Borajkiewicz, 1981
62—John James, 1970
62—Fred Montsdeoca, 1949
By a Senior: 64—Kyle Christy, 2014
By a Junior: 76—Bill Conover, 1979
By a Sophomore: 83—Buster Morrison, 1972; 83—Bud Walton, 1938
By a Freshman: 66—Eric Wilbur, 2003

Game

23—Bud Walton vs. Georgia Tech, 1938

YARDAGE (AVG.)**Career**

(Min. 90 punts)
44.4—Ray Criswell (161 punts), 1982-85
43.7—Kyle Christy (181 punts), 2011-14
43.0—Chas Henry (165 punts), 2007-10
42.9—Eric Wilbur (231 punts), 2003-06
42.6—Bobby Joe Green (97 punts), 1958-59
42.5—Shayne Edge (145 punts), 1991-94
42.1—Chas Henry (115 punts), 2007-10
41.8—Alan Rhine (94 punts), 1999-2000
41.2—Alan Williams (100 punts), 1976-77
40.7—Robby Stevenson (113 punts), 1995-98

Season

(Min. 40 punts)
45.8—Kyle Christy (66 punts), 2012
45.1—Chas Henry (50 punts), 2010
44.9—Bobby Joe Green (54 punts), 1959
44.8—Eric Wilbur (66 punts), 2003
44.7—Ray Criswell (55 punts), 1985
44.2—Kyle Christy (64 punts), 2014
43.4—Chas Henry (44 punts), 2008
43.3—Alan Rhine (47 punts), 2000
43.3—Shayne Edge (46 punts), 1991

42.8—Ray Criswell (48 punts), 1982

42.8—Alan Williams (57 punts), 1977

By a Senior: 45.1—Chas Henry (50 punts), 2010

By a Junior: 43.4—Chas Henry (34 punts), 2009

By a Sophomore: (min. 45) 40.8—Shayne Edge (56 punts), 1992; (min. 30) 47.4—Ray Criswell (30 punts), 1983

By a Freshman: 44.8—Eric Wilbur (66 punts), 2003

Game

(Min. 7 punts)
54.3—Kyle Christy vs. South Carolina (7 for 380), 2012
53.0—Fred Montsdeoca vs. Alabama (7 for 371), 1949
52.7—Kyle Christy vs. Alabama (7 for 369), 2014
50.7—Eric Wilbur vs. Georgia (7 for 355), 2003
49.1—Kyle Christy vs. LSU (7 for 344), 2012
46.1—Kyle Christy at Auburn (7 for 323), 2011
45.9—Ingle Martin vs. Ole Miss (7 for 321), 2002
45.6—Chas Henry vs. Miami (7 for 319), 2008

YARDAGE**Career**

9,900—Eric Wilbur (231 punts), 2003-06
8,374—Buster Morrison (209 punts), 1972-74
7,914—Kyle Christy (181 punts), 2011-14
7,729—Shayne Edge (182 punts), 1991-94

Season

3,187—Buster Morrison (83 punts), 1972

Game

432—Eric Wilbur (10 punts) vs. LSU, 2005
424—Ray Criswell (9 punts) vs. Auburn, 1985
422—Roger Sibbald (10 punts) vs. Georgia Tech, 1980

LONGEST PUNTS

82—Bobby Joe Green vs. Georgia, 1958
76—Shayne Edge vs. Vanderbilt, 1992
76—Don Chandler vs. Georgia Tech, 1955
75—Chas Henry vs. Alabama, 2010
75—Eric Wilbur vs. Tennessee, 2003
73—Ray Criswell vs. LSU, 1982
70—Ingle Martin vs. Ole Miss, 2002
70—Ray Criswell vs. LSU, 1982
67—Kyle Christy vs. Auburn, 2011
67—Chas Henry vs. Mississippi St., 2010
67—Chas Henry vs. Florida St., 2008
66—Kyle Christy vs. Alabama, 2014
66—Bobby Joe Green vs. Georgia, 1959
66—Buster Morrison vs. Florida St., 1974
65—Alan Rhine vs. Auburn (SEC), 2000
65—Bobby Joe Green vs. Florida St., 1959
65—Hank Rone vs. Kentucky, 1989
65—Bobby Joe Green vs. Virginia, 1959
65—Don Ringgold vs. LSU, 1961

SCORING RECORDS

TOTAL POINTS

Career

- 368-Jeff Chandler, 1997-2001 (67 FG, 167 PAT)
- 342-Tim Tebow, 2006-09 (57 TD)
- 340-Caleb Sturgis, 2008-12 (70 FG, 130 PAT)
- 250-Matt Leach, 2001-04 (43 FG, 120 PAT)
- 226-Bart Edmiston, 1992-96 (22 FG, 160 PAT)
- 225-Judd Davis, 1992-94 (32 FG, 129 PAT)
- 222-Emmitt Smith, 1987-89 (37 TD)
- 216-Erriett Rhett, 1990-93 (36 TD)
- 209-David Posey, 1973-76 (33 FG, 110 PAT)
- 198-Earnest Graham, 1999-2002 (33 TD)
- 194-Neal Anderson, 1982-85 (32 TD, 1-2 pt)
- 194-Arden Czyzewski, 1988-91 (33 FG, 95 PAT)

Season

- 138-Tim Tebow, 2007 (23 TD)
- 110-Caleb Sturgis, 2009 (22 FG, 44 PAT)
- 110-Reidel Anthony, 1996 (18 TD, 1-2 pt)
- 110-Tommy Durrance, 1969 (18 TD, 1-2 pt)
- 108-Edgar Jones, 1925 (16 TD)
- 107-Judd Davis, 1994 (14 FG, 65 PAT)
- 106-Caleb Sturgis, 2012 (24 FG, 34 PAT)
- 104-Matt Leach, 2003 (21 FG, 41 PAT)
- 103-Jeff Chandler, 2001 (19 FG, 46 PAT)
- 103-Bobby Raymond, 1984 (23 FG, 34 PAT)

Game - By A Kicker

- 23-Bobby Raymond vs. Florida St., 1983 (6 FG, 5 PAT)

Established a NCAA single-game scoring record for a kicker

Game - By A Non-Kicker

- 36-Trey Burton vs. Kentucky, 2010 (6 TD)
- 30-Tim Tebow vs. South Carolina, 2007 (5 TD)
- 24-DeShawn Wynn vs. Kentucky, 2005 (4 TD)
- 24-Chad Jackson vs. Wyoming, 2005 (4 TD)
- 24-DeShawn Wynn vs. Florida A&M, 2003 (4 TD)
- 24-Jesse Palmer vs. Kentucky, 2000 (4 TD)
- 24-Fred Taylor vs. Florida St., 1997 (4 TD)
- 24-Ike Hilliard vs. Tennessee, 1995 (4 TD)
- 24-Jack Jackson vs. New Mexico State, 1994 (4 TD)
- 24-Rammy Ramsdell vs. Mercer, 1915 (4 TD)
- 24-Tommy Owens vs. Mercer, 1928 (4 TD)

TOUCHDOWNS

Career

- 57-Tim Tebow, 2006-09
- 37-Emmitt Smith, 1987-89
- 36-Erriett Rhett, 1990-93
- 33-Earnest Graham, 1999-2002
- 32-Neal Anderson, 1982-85
- 31-Fred Taylor, 1994-97
- 31-Chris Doering, 1992-95
- 31-Jack Jackson, 1992-94
- 30-Jacquez Green, 1995-97
- 30-Tommy Durrance, 1969-71

Season

- 23-Tim Tebow, 2007 (23 rush)
- 18-Reidel Anthony, 1996 (18 rec.)
- 18-Tommy Durrance, 1969 (12 rush, 6 rec.)
- 17-Chris Doering, 1995 (17 rec.)
- 16-Jack Jackson, 1994 (15 rec., 1 run)
- 16-Edgar Jones, 1925 (8 rush, 6 rec, 2 KR)
- 15-Ike Hilliard, 1995 (15 rec.)
- 15-Emmitt Smith, 1989 (14 rush, 1 rec.)
- 14-Tim Tebow, 2009 (14 rush)
- 14-Jabar Gaffney, 2000 (14 rec.)
- 14-Buford Long, 1952 (13 rush, 1 rec.)

By a Senior: 17-Chris Doering, 1995

By a Junior: 18-Reidel Anthony, 1996

By a Sophomore: 23-Tim Tebow, 2007

By a Freshman: 14-Jabar Gaffney, 2000

NON-OFFENSIVE SCORES ALL-TIME

Year	Defense			Returns		Totals		
	Fumbles	INTs	Safety	Kickoff	Punt	Defensive	Returns	Non-Offense
1946	0	0	0	0	2	0	2	2
1947	0	0	0	0	3	0	3	3
1948	0	1	0	0	2	1	2	3
1949	0	0	0	0	0	0	0	0
1950	0	0	0	0	0	0	0	0
1951	0	1	0	0	2	1	2	3
1952	0	0	0	0	0	0	0	0
1953	0	0	0	0	0	0	0	0
1954	0	0	0	0	0	0	0	0
1955	0	0	2	1	1	2	2	4
1956	0	0	0	0	0	0	0	0
1957	0	0	2	0	2	2	2	4
1958	0	0	1	2	1	1	3	4
1959	0	3	1	0	1	4	1	5
1960	1	0	0	0	0	1	0	1
1961	0	0	0	0	1	0	1	1
1962	1	0	0	0	2	1	2	3
1963	1	1	0	0	0	2	0	2
1964	0	1	0	0	1	1	1	2
1965	0	2	0	0	0	2	0	2
1966	0	0	1	0	1	1	1	2
1967	0	0	0	0	0	0	0	0
1968	1	0	0	0	2	1	2	3
1969	0	1	1	1	0	2	1	3
1970	0	2	0	0	1	2	1	3
1971	0	1	0	0	1	1	1	2
1972	0	3	0	0	0	3	0	3
1973	0	0	0	0	0	0	0	0
1974	0	0	1	0	0	1	0	1
1975	1	1	0	0	0	2	0	2
1976	0	1	2	0	0	3	0	3
1977	3	0	0	0	2	3	2	5
1978	0	0	0	0	0	0	0	0
1979	0	0	0	0	0	0	0	0
1980	0	1	0	0	0	1	0	1
1981	0	2	2	0	0	4	0	4
1982	0	0	1	0	0	1	0	1
1983	0	0	0	0	0	0	0	0
1984	0	0	1	0	0	1	0	1
1985	0	0	0	0	0	0	0	0
1986	0	1	1	0	0	2	0	2
1987	0	1	2	0	0	3	0	3
1988	0	2	0	1	0	2	1	3
1989	0	1	0	1	0	1	1	2
1990	1	3	1	0	0	5	0	5
1991	0	2	1	0	0	3	0	3
1992	0	0	0	0	0	0	0	0
1993	1	1	2	1	0	4	1	5
1994	1	3	0	1	0	4	1	5
1995	1	0	0	1	0	1	1	2
1996	4	2	1	0	3	7	3	10
1997	1	1	0	1	2	2	3	5
1998	0	0	1	0	1	1	1	2
1999	1	2	0	1	0	3	1	4
2000	1	1	0	0	2	2	2	4
2001	0	2	0	0	0	2	0	2
2002	0	3	0	0	0	3	0	3
2003	2	4	0	0	0	6	0	6
2004	0	0	0	0	0	0	0	0
2005	1	1	2	0	2	4	2	6
2006	2	1	2	0	1	5	1	6
2007	1	1	0	0	1	2	1	3
2008	0	5	1	0	2	6	2	8
2009	0	3	0	1	1	3	2	5
2010	1	4	0	2	2	5	4	9
2011	1	2	1	2	2	4	4	8
2012	0	2	0	1	1	2	4	4
2013	0	1	1	1	0	2	1	3
2014	1	2	0	0	1	3	1	4
Totals	28	72	31	18	46	131	66	195

*C. Rainey block punt listed as punt return; **S. Patton, L. McCray block punt listed as punt return; ***C. Rainey, G. Stewart each returned blocked punts; **** J. Jenkins returned a blocked punt

COACHES
 PLAYERS
 2014 RECAP
 HISTORY
 HONORS
 NFL GATORS
 RESULTS
 RECORDS
 LETTERWINNERS
 UF ATHLETICS

DEFENSIVE RECORDS

TOTAL TACKLES

Career

475—David Little, ILB, 1977-80
467—Scot Brantley, ILB, 1976-79
457—Sammy Green, ILB, 1972-75
409—Charlie Williams, ILB, 1974-77
363—Ed Robinson, ILB, 1990-93
357—Ralph Ortega, ILB, 1972-74
353—Fernando Jackson, ILB, 1979-82
348—Robin Fisher, MG, 1978-81
343—Wilber Marshall, OLB, 1980-83
335—Alonzo Johnson, OLB, 1981-85

Season

202—Sammy Green, ILB, 1976 (126 UT, 76 AT)
193—Scot Brantley, ILB, 1978 (115 UT, 78 AT)
185—Glenn Cameron, ILB, 1974 (120 UT, 65 AT)
168—Bam Hardmon, ILB, 2002 (104 UT, 64 AT)
161—David Little, ILB, 1980 (101 UT, 60 AT)
153—Charlie Williams, ILB, 1977 (98 UT, 55 AT)
145—Scot Brantley, ILB, 1976 (93 UT, 52 AT)
142—Carlton Miles, ILB, 1992 (81 UT, 61 AT)

QB SACKS

Career

33—Alex Brown, DE, 1998-2001
27—Alonzo Johnson, OLB, 1981-85
26.5— Huey Richardson, OLB/DE, 1987-90
25—Clifford Charlton, OLB, 1984-87
23—Wilber Marshall, OLB, 1980-83
21.8— Kevin Carter, DE, 1991-94
21—David Galloway, DT, 1977-81
21—Robin Fisher, MG, 1978-81
20.5—Derrick Harvey, DE, 2005-07
19.5—Jermaine Cunningham, DE, 2006-09
19.5—Carlos Dunlap, DE, 2007-09

Season

13—Alex Brown, DE, 1999
12.5— Huey Richardson, OLB, 1989
12—Alonzo Johnson, OLB, 1985
11.8— Kevin Carter, DE, 1994
11—Derrick Harvey, DE, 2006
11—Clifford Charlton, OLB, 1986
11—Alonzo Johnson, OLB, 1984
11—Wilber Marshall, OLB, 1981
10.5— Alex Brown, DE, 2001
10—Rhondy Weston, DT, 1988

TOTAL TACKLES FOR LOSS

Career

58—Wilber Marshall, OLB, 1980-83 (23 QBS, 35 TFL)
55—Alonzo Johnson, OLB, 1981-85 (27 QBS, 28 TFL)
51.5—Derrick Harvey, DE, 2004-07 (20.5 QBS, 31 TFL)
50.5—Huey Richardson, OLB/DE, 1987-90 (26.5 QBS, 24 TFL)
49—Clifford Charlton, OLB, 1984-87 (25 QBS, 24 TFL)
47.5—Brad Culpepper, DT, 1988-91 (18 QBS, 29.5 TFL)
46—Alex Brown, DE, 1998-2001 (33 QBS, 12 TFL)
44—Jeff Roth, MG, 1985-88 (17 QBS, 27 TFL)
42.3—Kevin Carter, DE, 1991-94 (21.8 QBS, 20.5 TFL)
41—Robin Fisher, MG, 1978-81 (21 QBS, 20 TFL)
36.8—Ellis Johnson, DT, 1991-94 (16.3 QBS, 20.5 TFL)

Season

27—Wilber Marshall, OLB, 1981 (11 QBS, 16 TFL)
25.5—Derrick Harvey, DE, 2007 (8.5 QBS, 17 TFL)
23—Clifford Charlton, OLB, 1986 (11 QBS, 12 TFL)
22.5—Huey Richardson, OLB, 1989 (12.5 QBS, 10 TFL)
21.5—Brad Culpepper, DT, 1991 (7 QBS, 14.5 TFL)
21.3—Kevin Carter, DE, 1994 (11.8 QBS, 9.5 TFL)
19—Alonzo Johnson, OLB, 1985 (12 QBS, 7 TFL)
19—Trace Armstrong, DT, 1988 (7 QBS, 12 TFL)
18.5—Jermaine Cunningham, DE, 2007
18—Alex Brown, DE, 1999 (13 QBS, 5 TFL)

PASS BREAK UPS

Career

42—Anthone Lott, 1993-96
39—Larry Kennedy, 1991-94
35—Fred Weary, 1994-98
34—Joe Haden, 2007-09
34—Louis Oliver, 1984-88
30—Bennie Alexander, 1997-2001
29—Robert Cromartie, 1998-2002
25—Janoris Jenkins, 2008-10
25—Guss Scott, 2000-03
24—Vernon Hargreaves III, 2013-14

Season

19—Louis Oliver, 1987
15—Bennie Alexander, 1999
15—Anthone Lott, 1994
13—Vernon Hargreaves III, 2014
13—Demetrice Webb, 2005
13—Anthone Lott, 1995
12—Marcus Roberson, 2012
12—Joe Haden, 2008
12—Larry Kennedy, 1993
11—6 times, last: Vernon Hargreaves III, 2013
By a Senior: 11—Fred Weary, 1997
By a Junior: 19—Louis Oliver, 1987
By a Sophomore: 15—Bennie Alexander, 1999
By a Freshman: 11—Janoris Jenkins, 2008; Vernon Hargreaves III, 2013

FORCED FUMBLES

Career

15—Clifford Charlton, 1984-87
11—Guss Scott, 2000-03
9—Alex Brown, 1997-2001
7—Lawrence Wright, 1993-96
7—Anthone Lott, 1993-96
7—Ben Hanks, 1992-95
6—Johnny Rutledge, 1995-98
6—Jevon Kearse, 1995-98
6—Ellis Johnson, 1991-94
5—4 times, last: Dante Fowler, Jr., 2012-14

Season

6—Clifford Charlton, 1986
5—Guss Scott, 2003
5—Alex Brown, 1999
5—Lawrence Wright, 1995
5—Anthone Lott, 1995
5—Ellis Johnson, 1994
4—Major Wright, 2007
4—Jarvis Moss, 2006

4—Johnny Rutledge, 1996

4—Clifford Charlton, 1987

By a Senior: 5—many times, last Guss Scott, 2003

By a Junior: 6—Clifford Charlton, 1986

By a Sophomore: 5—Alex Brown, 1999

By a Freshman: 4—Major Wright, 2007

FUMBLE RECOVERIES

Career

8—Brandon Siler, 2004-06
8—Todd Johnson, 1999-2002
5—Louis Oliver, 1984-88
5—Kerry Watkins, 1986-89
4—5 times, last: Brandon Spikes, 2006-09

Season

7—Brandon Siler, 2005
4—Todd Johnson, 2000
3—10 times, last: Michael Taylor, 2013
By a Senior: 2—many times, last Jabari Gorman, 2014
By a Junior: 3—many times, last Michael Taylor, 2013
By a Sophomore: 7—Brandon Siler, 2005
By a Freshman: 1—many times, last Caleb Brantley, Jalen Tabor and Gerald Willis, 2014

BLOCKS

Career

6—Chris Rainey, 2007-11
4—Tim Paulk, 1987-91
4—Sam McCorkle, 1992-95
4—Carlos Dunlap, 2007-09
3—Loucheiz Purifoy, 2011-13s
3—Solomon Patton, 2010-13
3—Sharrif Floyd, 2010-12
3—Demetrice Webb, 2003-05
3—Todd Johnson, 1998-2002
3—Jacquez Green, 1995-97

Season

3—Carlos Dunlap, 2008
3—Jacquez Green, 1995
3—Sam McCorkle, 1994
3—Tim Paulk, 1988
2—13 times, last: Chris Rainey, 2011 and Solomon Patton, 2011
By a Senior: 2—2 times, Todd Johnson, 2002 and Chris Rainey, 2011
By a Junior: 3—Sam McCorkle, 1994
By a Sophomore: 3—Carlos Dunlap, 2008
By a Freshman: 3—Tim Paulk, 1988 and Jacquez Green, 1995

INTERCEPTIONS

Career

15—Fred Weary, 1994-97
14—Teako Brown, 1995-98
14—Will White, 1989-92
13—Ahmad Black, 2007-10
13—Bruce Bennett, 1963-65
12—Keiwan Ratliff, 2000-03
11—Louis Oliver, 1985-88
11—Wayne Fields, 1972-74
11—Steve Tannen, 1967-69
11—Walter Mayberry, 1936-38
10—4 times, last: Richard Fain, 1987-90

Season

9—Keiwan Ratliff, 2003
8—Ryan Smith, 2006
7—Ahmad Black, 2008
7—Will White, 1990
7—Randy Talbot, 1974
7—John Clifford, 1970
6—8 times, last: Reggie Nelson, 2006

Game

3—Keiwan Ratliff vs. Arkansas, 2003
3—Will White vs. Alabama, 1990
3—John Clifford vs. North Carolina State, 1970
3—Bruce Bennett vs. Georgia, 1963
3—Joe Brodsky vs. Mississippi St., 1956

YARDS RETURNED

Season

244—Joe Brodsky, 1956 (5 INT)

Game

162—Joe Brodsky vs. Mississippi St., 1956 (3 INT)

RETURNS FOR TOUCHDOWNS

Career

4—Brandon Spikes, 2006-09

Season

2—Brandon Spikes, 2009
2—Ahmad Black, 2008
2—Brandon Spikes, 2008
2—Keiwan Ratliff, 2003
2—Bennie Alexander, 1999
2—Jack Westbrook, 1959
2—Joe Brodsky, 1956

Game

2—Joe Brodsky vs. Mississippi St., 1956

LONGEST RETURNS

100—Jackie Simpson vs. Mississippi St., 1955
100—Joe Brodsky vs. Mississippi St., 1956
89—Will Hill vs. Georgia, 2010
89—Tony George vs. Tennessee, 1997
88—Joe Haden vs. Georgia, 2008
88—Anthone Lott vs. LSU, 1994
87—Duke Warren vs. Stetson, 1935
84—Dick Kirk vs. Auburn, 1964
81—Darren Hambrick vs. Georgia, 1994
80—Ahmad Black vs. Penn State, 2010
80—Ahmad Black vs. Hawaii, 2008
79—James Revels vs. Auburn, 1972
75—Jelani Jenkins vs. Furman, 2011
75—Walter Mayberry vs. Stetson, 1936

AVERAGE YARDS PER RETURN

Career (Min. 10)

27.8—Ahmad Black, 2007-10 (13 INT)

Season (Min. 5)

48.8—Joe Brodsky, 1956 (5 INT)

Game (Min. 3)

54.0—Joe Brodsky vs. Mississippi St., 1956 (3 for 162)

INTERCEPTION RETURN TOUCHDOWNS (SINCE 1980)

Brian Poole, 29 yards vs. East Carolina, 2014
 Duke Dawson, 36 yards vs. Eastern Michigan, 2014
 Loucheiz Purifoy, 42 yards vs. Arkansas, 2013
 Jon Bostic, 7 yards vs. Jacksonville St., 2012
 Jaylen Watkins, 26 yards vs. Kentucky, 2012
 Jelani Jenkins, 75 yards vs. Furman, 2011
 De'Ante Saunders, 25 yards vs. Furman, 2011
 Ahmad Black, 80 yards vs. Penn State, 2011 (Outback Bowl)
 Jeremy Brown, 52 yards vs. Kentucky, 2010
 Justin Trattou, 35 yards vs. USF, 2010
 Janoris Jenkins, 67 yards vs. Miami University, 2010
 Dustin Doe, 23 yards vs. Mississippi St., 2009
 Brandon Spikes, 5 yards vs. Georgia, 2009
 Brandon Spikes, 41 yards vs. FIU, 2009
 Brandon Spikes, 52 yards vs. LSU, 2008
 Ahmad Black, 40 yards vs. Kentucky, 2008
 Brandon Spikes, 12 yards vs. South Carolina, 2008
 Major Wright, 32 yards vs. Hawaii, 2008
 Ahmad Black, 80 yards vs. Hawaii, 2008
 Wondy Pierre-Louis, 25 yards vs. Georgia, 2007
 Reggie Nelson, 70 yards vs. Alabama, 2006
 Vernell Brown, 60 yards vs. Iowa, 2005 (Outback Bowl)
 Keiwan Ratliff, 52 yards vs. Vanderbilt, 2003
 Keiwan Ratliff, 44 yards vs. Arkansas, 2003
 Tre Orr, 73 yards vs. San Jose State, 2003
 Guss Scott, 38 yards vs. San Jose State, 2003
 Guss Scott, 47 yards vs. Georgia, 2002
 Byron Hardmon, 26 yards vs. Miami (Fla.), 2002
 Keiwan Ratliff, 62 yards vs. Kentucky, 2002
 Andra Davis, 25 yards vs. Vanderbilt, 2001
 Travis Carroll, 24 yards vs. South Carolina, 2001
 Lito Sheppard, 19 yards vs. Tennessee, 2000
 Bennie Alexander, 42 yards vs. Alabama, 1999
 Bennie Alexander, 43 yards vs. Florida St., 1999
 Tony George, 89 yards vs. Tennessee, 1997
 Teako Brown, 26 yards vs. SW Louisiana, 1996
 Fred Weary, 65 yards vs. SW Louisiana, 1996
 Anthonie Lott, 88 yards vs. LSU, 1994
 Darren Hambrick, 81 yards vs. Georgia, 1994
 James Bates, 9 yards vs. Georgia, 1994
 Carlton Miles, 14 yards vs. San Jose State, 1991
 Larry Kennedy, 44 yards vs. Tennessee, 1991
 Darren Mickell, 14 yards vs. Oklahoma State, 1990
 Tim Paulk, 36 yards vs. Georgia, 1990
 Godfrey Myles, 52 yards vs. Kentucky, 1990
 Tim Paulk, 50 yards vs. Memphis State, 1989
 Mark Murray, 55 yards vs. Indiana State, 1988
 Richard Fain, 32 yards vs. LSU, 1988
 Joey Nicoletto, 10 yards vs. Cal State, 1987
 Adrian White, 30 yards vs. Mississippi St., 1986
 Bruce Vaughan, 33 yards vs. Furman, 1981
 Sonny Gilliam, 30 yards vs. Ole Miss, 1981
 Tim Golden, 10 yards vs. Georgia Tech, 1980

FUMBLE RETURN TOUCHDOWNS (SINCE 1980)

Keanu Neal, 49 yards vs. Alabama, 2014
 Jaye Howard, 2 yards vs. Kentucky, 2011
 Terron Sanders, 45 yards vs. Vanderbilt, 2010
 Dustin Doe, 18 yards vs. Tennessee, 2007
 Wondy Pierre-Louis, 0 yards (rec. in EZ) vs. Arkansas, 2006 (SECCG)
 Ray McDonald, 9 yards vs. Georgia, 2006
 Kiewan Ratliff, 77 yards vs. Florida St., 2003
 Todd Johnson, 76 yards vs. Middle Tennessee State, 2000
 Marquis Westbrook, 0 yards (rec. in EZ) vs. UCF, 1999
 Mike Moten, 23 yards vs. South Carolina, 1997
 Lawrence Wright, 12 yards vs. SW Louisiana, 1996
 Fred Weary, 64 yards vs. SW Louisiana, 1996
 Cameron Davis, 40 yards vs. Georgia Southern, 1996
 Anthonie Lott, 27 yards vs. Tennessee, 1996
 Ben Hanks, 95 yards vs. Arkansas, Dec. 2, 1995 (SECCG)
 Michael Gilmore, 59 yards vs. Georgia, 1994
 Ed Robinson, 48 yards vs. Vanderbilt, 1993
 Darren Mickell, 32 yards vs. Akron, 1990

RECORD HOLDERS**INDIVIDUAL RECORD HOLDERS****Southeastern Conference**

Yards Per Play (Season): Rex Grossman, 9.10 ypp (429 for 3,904), 2001
 Most TDs Responsible For (Game): Several with 7, including Terry Dean vs. New Mexico State (1994), Danny Wuerffel vs. Tennessee (1995), Doug Johnson vs. Central Michigan (1997), Tim Tebow vs. South Carolina (2007)
 Most TDs Responsible For (Season): Tim Tebow, 55 (32 Passing, 23 Rushing), 2007
 Most TDs Responsible For (Career): Tim Tebow, 145 (88 Passing, 57 Rushing), 2006-09
 Completion Percentage (Game, min. of 30 Comp.): Tim Tebow, 88.6 (31 of 35) vs. Cincinnati, 2009
 Passing Efficiency (Career, min. of 300 Comp.): Tim Tebow, 170.8 (448 of 681), 2006-09
 TD Passes (Game): Several, including Terry Dean (7 vs. New Mexico State in 1994), Doug Johnson (7 vs. Central Michigan in 1997)
 TD Passes (Career): Danny Wuerffel, 114, 1993-96
 Interceptions Thrown (Game): John Reaves, 9 vs. Auburn, 1969
 Longest TD Pass: Chris Collinsworth to Derrick Gaffney for 99 Yards vs. Rice, 1977
 Average Yards Per Rush (Game, Min. of 30 Rushes): Emmitt Smith, 10.19 ypc (316 yds on 31 carries vs. New Mexico in 1989)
 Most Rushing TDs (Season): Tim Tebow, 23, 2007
 Most Rushing TDs (Career): Tim Tebow, 57, 2006-09
 Most Rushing Yards By a Quarterback (Career): Tim Tebow, 2,947, 2006-09
 Most Rushing TDs By a Quarterback (Season): Tim Tebow, 23, 2007
 TD Receptions (Career): Chris Doering, 31, 1992-95
 TD Receptions (Season): Reidel Anthony, 18 (12 Games), 1996
 FG% (Career, Min. 25 Made): Bobby Raymond, .877 (43 of 49), 1982-84
 PATs Attempted (Season): Jonathan Phillips, 79, 2008
 PATs Made (Season): Jonathan Phillips, 78, 2008
 Punting Average (Game, min. 7 punts): Kyle Christy, 54.3 vs. South Carolina, 2012
 Total Points Scored by Kicking (Game): Bobby Raymond, 23 (6 FG, 5 PAT) vs. Florida St., 1983
 Longest Field Goal: Chris Perkins, 60 Yards vs. Tulane in 1984 (one of 3 Players in SEC history tied with 60-yarder)
 Kick Returns (Career): Brandon James, 229 (117 PR, 112 KR), 2006-09
 Kick Return Yards (Career): Brandon James, 4,089 (112 for 2718 KO / 117 for 1,271 PR), 2006-09
 Kickoff Return Touchdowns (Career): Andre Debose, 4, 2010-12 - tied with three others
 Punt Return Average (Season, min. of 10): Hal Griffin, 26.7 (10 ret.), 1947
 Punt Return Touchdowns (Game): Jacquéz Green vs. Kentucky, 1996 (66 and 79 yds on back-to-back returns in 3rd quarter)
 Longest Kickoff Return: Several for 100 Yards, including Pat Reen vs. Miami (1940), Jack Jackson vs. Mississippi St. (1993), Bo Carroll vs. LSU (1999), Andre Debose vs. Louisville (2012) and Solomon Patton vs. Missouri (2013)
 Interceptions Return Yards (Game): 162, Joe Brodsky (3 int) vs. Mississippi St., 1956
 Interceptions Returns for TDs (Game): Joe Brodsky, 2 vs. Mississippi St., 1956
 Yards Per Interception Return (Game, min. 3): Joe Brodsky, 54.0 vs. Mississippi St., 1956
 Yards Per Interception Return (Season, min. 5): Joe Brodsky, 48.8 (5 for 244), 1956
 Longest Interception Return: Several for 100 Yards, including Jackie Simpson vs. Mississippi St. (1955) and Joe Brodsky vs. Mississippi St. (1956)

National

Highest Average Gain Per Play (Season) (min. 3,000 Yards): 9.1-Rex Grossman, 2001 (429 for 3,904)
 Earliest Game a Freshman Reached 1,000 Yards (Season): 7th, Several, including Emmitt Smith, 1987 (1,011 vs. Temple, Oct. 17)
 Most Yards Gained Per Completion (Season, min. 205 comps): 17.5, Danny Wuerffel, 1996 (207 for 3,625)
 Most TD Passes (Half): 7, several including, Terry Dean vs. New Mexico St., 1994 and Doug Johnson vs. Central Mich., 1997
 Most Games Scoring a Touchdown: 38, Tim Tebow, 2006-09
 Consecutive Games Scoring a Touchdown Rushing and Passing (Season): 13, Tim Tebow, 2007
 Consecutive Games Scoring a Touchdown Rushing and Passing (Career): 14, Tim Tebow, 2007-08
 Player Rushing for at Least 4,000 Yards and Receiving for at Least 1,000 Yards: Errict Rhett, 1990-93 (4,163 rushing, 1,230 receiving)
 Most TD Passes in First Game of Career: 5, John Reaves vs. Houston, 1969
 Most Passes Intercepted (Game): 9, John Reaves vs. Auburn, 1969 (66 att.)
 Highest Percentage of Field Goals Made Under 40 Yards (Season, min. of 16 Made): 100%, Several, including Bobby Raymond, 1984 (18 of 18)
 Highest Percentage of Field Goals Made, Under 40 Yards (Career, min. of 30 Made): 97%, Bobby Raymond (32 of 33), 1983-84
 Most Extra Points Kicking (Career per game): 5.27, Bart Edmiston, 1993-96 (137 in 26 games)
 Total Kick Returns (Career): 229, Brandon James, 2006-09 (117 PR, 112 KOR)
 Total Kick Return Yards (Career): 4,089, Brandon James, 2006-09 (1,371 PR, 2,718 KOR)

CURRENT TEAM RECORD HOLDERS**Southeastern Conference**

TD Passes (Game) 9, vs. Central Michigan, 1997
 TD Passes (Season) 48, 1995
 Most Consecutive Extra Points Made (Season) 71 of 71, 1995
 Most Plays (Season) 982, 2002
 Total Offense (Season) 6,413, 1995
 Average Yards Per Game (Season) 534.4, 1995
 Yards Per Play (Season) 7.40, 1995
 Total First Downs (Season) 327, 1995
 Most Punt Return Yards (Game) 272 vs. Kentucky, 1996
 Most Points (Season) 611, 2008 (14 Games)*
 Most Points Per Game (Season) 46.6, 1996
 Most Touchdowns (Season) 82, 2008 (14 Games)**

*First SEC team to score 600 points in a Season

**First SEC team to score 80 TDs in a Season

National

Most Consecutive Games Scoring a TD on a Pass: 62 (from Oct. 1, 1992-Oct. 4, 1997)
 Highest Average Gain Per Pass Completion (Season, min. 225 Comp.): 17.12, 1996 (234 for 4,007 Yards)
 Most Passes Had Intercepted by a Winning Team: 7, vs. Kentucky in 1993, won 24-20
 Most Defensive Touchdowns: 4, Several, including Florida vs. La-Lafayette, 1996 (2 FR, 2 INT)
 Consecutive Opponent Series Resulting in a Turnover: 7, vs. Florida St., 1972 (4 fumbles lost, 3 interceptions; first seven series of the game)

FLORIDA GAME SUPERLATIVES

- # In records dating to 1974
 + In records dating to 1976
 ^ In records dating to 1979
 @ In records dating to 1980
 * Indicates bowl game

OFFENSE (TEAM)

Top Rushing Yardage

- 531–Utah (1977)
 489–Citadel (1953)
 466–New Mexico (1989)
 454–Vanderbilt (1975)
 418–Georgia (2014)
 415–Houston (1976)
 405–Kentucky (2011)
 404–Duke (1975)
 398–Tulane (1967)
 394–The Citadel (2008)

Top Passing Yardage

- 512–SW Louisiana (1993)
 507–Mississippi St. (2001)
 506–Northern Illinois (1995)
 504–LSU (2001)
 494–Mississippi St. (2000)
 482*–Cincinnati (2010 Sugar Bowl)
 471–Northern Illinois (1991)
 463–Southern Mississippi (1994)
 462–Arkansas (1996)
 456*–Maryland (2002 Orange Bowl)
 456–Vanderbilt (1998)

Top Total Offense Yardage

- 774–West Texas State (1982)
 708–Central Michigan (1997)
 705–The Citadel (2008)
 695–Northern Illinois (1995)
 663–Troy (2009)
 659*–Cincinnati (2010 Sugar Bowl)
 659*–Maryland (2002 Orange Bowl)
 658–Georgia Southern (1996)
 655–Eastern Michigan (2014)
 643–UAB (2002)

Most Points Scored

- 144–Florida Southern (1913)
 82–Central Michigan (1997)
 78–College of Charleston (1912)
 77–Rollins (1924)
 73–Kentucky (1994)
 73–Mercer (1928)
 71–Vanderbilt (2001)
 71–Sewanee (1928)
 70–The Citadel (2008)
 69–Montana State (1988)

Most Points Scored (Half)

- 56–Central Michigan (1997, 1st)
 56–New Mexico State (1994, 1st)
 49–The Citadel (2008, 1st)
 49–Troy (2007, 1st)
 49–Kentucky (2005, 1st)
 48–UCF (1999, 1st)
 45–San Jose State (1991, 1st)

- 42–Kentucky (2008, 1st)
 42–LSU (1996, 1st)
 42–South Carolina (1995, 1st)
 42–Kentucky (1994, 2nd)
 42–West Texas State (1982, 1st)
 42–Kentucky (2008, 1st)
 42–Charleston Southern (2009, 1st)

Most First Downs

- 36–Western Michigan (1999)
 36–LSU (1996)
 35–Mississippi St. (2001)
 35–SW Louisiana (1993)
 34–Louisiana-Monroe (2001)
 34–New Mexico State (1994)
 33–Kentucky (1995)
 33–Akron (1990)
 32–Troy (2009)
 32–Central Michigan (1997)
 32–Auburn (1996)
 32–Mississippi St. (1990)
 32–Kentucky (1990)

Most Rushing Attempts ^

- 67–Ole Miss (1980)
 63–New Mexico (1989)
 61–USC (1983)
 60–Georgia (2014)
 59*–Penn State (1998 Citrus Bowl)
 59–Kent State (1986)
 59–Florida St. (1983)
 58–LSU (2012)
 57–Ole Miss (1981)
 56–Tennessee (2013)
 56–Cincinnati (1984)
 56–Kentucky (1984)
 56–Kentucky (1983)
 56–Mississippi St. (1982)
 56–Vanderbilt (1982)

Fewest Rushing Attempts ^

- 14–Alabama (2009 SEC Championship)
 15–Florida St. (1993)
 18–Auburn (2001)
 20–South Carolina (2010)
 20–Florida St. (2000)
 20–Miami (2000, Sugar Bowl)
 20–Alabama (1999 SEC Championship)
 20–Florida St. (1998)
 21–Tennessee (2000)
 21–Alabama (1999)
 21–Syracuse (1991)

Most Rushing Touchdowns

- 8–Montana State (1988)
 8–The Citadel (1953)
 7–Florida A&M (2003)
 6–Appalachian State (2010)
 6–The Citadel (2008)
 6–Kentucky (2000)
 6–Georgia Southern (1996)
 6–Auburn (1990)
 6–Cal State Fullerton (1987)
 6–West Texas State (1982)

- 6–Vanderbilt (1962)
 6–Arkansas State (1958)

Most Passing Touchdowns @

- 9–Central Michigan (1997)
 8–New Mexico State (1994)
 7–Kentucky (1998)
 7–Northern Illinois (1995)
 7–Georgia (1995)
 7–SW Louisiana (1993)
 6–South Carolina (2004)
 6–Vanderbilt (2001)
 6–LSU (2001)
 6–Mississippi St. (2001)
 6–Arkansas (1997)
 6–Alabama (1996 SEC Championship)
 6–South Carolina (1995)
 6–Tennessee (1995)
 6–Kentucky (1994)
 6–Vanderbilt (1993)
 6–San Jose State (1991)

Most Pass Attempts +

- 58*–Notre Dame (1992 Sugar Bowl)
 57–Mississippi St. (2000)
 57–LSU (1997)
 55–Florida St. (1999)
 55–Florida St. (1992)
 54–Northern Illinois (1995)
 54–Florida St. (1979)
 53–Tennessee (2001)
 52–Florida St. (1993)
 52–Kentucky (1993)

Fewest Pass Attempts +

- 5–Auburn (1989)
 6–Georgia (2014)
 9–Alabama (1979)
 9–Utah (1977)
 10–Ole Miss (1980)
 11–New Mexico (1989)
 11–Miami (1977)
 11–LSU (1977)
 11–Tennessee (1976)
 12–Georgia (1977)
 12–Tennessee (1977)

Most Pass Completions +

- 36–Georgia (2002)
 34–Tennessee (2001)
 34–Mississippi St. (2000)
 34–Northern Illinois (1995)
 34–Southwestern Louisiana (1993)
 33–Eastern Michigan (2014)
 33–Louisiana-Monroe (2001)
 33–Georgia (1985)
 32–Vanderbilt (2005)
 32–LSU (1997)
 32–Louisville (1992)

Fewest Pass Completions +

- 1–Auburn (1989)
 1–Alabama (1979)
 3–Georgia (2014)

- 4–Ole Miss (1980)
 4–Georgia Tech (1979)
 4–Tennessee (1977)
 5–South Carolina (2014)
 5–New Mexico (1989)
 5–Florida St. (1989)
 5–LSU (1978)
 5–Pittsburgh (1977)
 5–Utah (1977)
 5–Georgia (1977)

Most Total Plays @

- 94–Kentucky (2014 - overtime)
 94–Mississippi St. (1990)
 93–Georgia (1992)
 92–Vanderbilt (1982)
 89–Kentucky (2002)
 89–Florida St. (1990)
 88–Vanderbilt (2010)
 86–Eastern Michigan (2014)
 86–Ole Miss (1986)
 85*–Michigan (2003 Outback Bowl)

Fewest Total Plays @

- 44–Alabama (1999 SEC Championship)
 45–Auburn (2006)
 49–Florida St. (2013)
 49–Alabama (2009 SEC Championship)
 49–Kentucky (1986)
 50–Georgia (1987)
 50–Florida St. (1987)
 51–Kentucky (1979)
 52–Alabama (2011)
 52–Alabama (1999)

DEFENSE (TEAM)

Fewest Yards Allowed - Rushing

- 56–Arkansas (1997)
 -36–NE Louisiana (1998)
 -28–Auburn (1997)
 -22–Ole Miss (1994)
 -18–Florida St. (1969)
 -14–Auburn (1990)
 -10–LSU (1985)
 -11–Tennessee (2006)
 -9–Tennessee (2011)
 -7–LSU (1999)

Fewest Yards Allowed - Passing

- 1–Vanderbilt (1958)
 0–Georgia Southern (2013)
 0–Georgia (1964)
 0–Georgia Tech (1956)
 0–Tulane (1968)
 3–Georgia Tech (1953)
 3–Kentucky (1956)
 5–Rice (1959)
 5–Miami (1956)
 6*–Miami (Ohio) (1973 Tangerine Bowl)
 6–Mississippi St. (1957)

Fewest Yards Allowed - Total Defense

- 59–Western Carolina (2006)

66–Tulane (1961)
67–Kentucky (1996)
71–The Citadel (1949)
72–Vanderbilt (1958)
77–The Citadel (1952)
82*–Ohio State (2007 BCS Championship Game)
84–Akron (1990)
89–Arkansas State (1993)
95–Florida St. (2011)
97–Richmond (1970)

Fewest Points Allowed

0–179 times, last vs. Eastern Michigan (2014)

Fewest Points Allowed (Half)

0–Many times, last vs. Eastern Kentucky (2014, 2nd)

Fewest First Downs Allowed #

4–Western Carolina (2006)
4–Miami (1974)
5–Louisiana-Monroe (2001)
5–Kentucky (1996)
7–Missouri (2014)
7–Eastern Michigan (2014)
7–Florida St. (2011)
7–Tennessee (1998)
7–Arkansas State (1993)
7–Akron (1990)
7–Tulsa (1987)

Most Interceptions +

5*–Penn State (2011 Outback Bowl)
5–Vanderbilt (2000)
4–Florida St. (2014)
4–Tennessee (2013)
4–Missouri (2012)
4–USF (2010)
4–Miami (Ohio) (2010)
4–Georgia (2009)
4–South Carolina (2004)
4–Vanderbilt (2003)
4–LSU (2000)
4–Tennessee (1996)
4–Georgia (1994)
4–Mississippi St. (1988)
4–Florida St. (1985)
4–Florida St. (1983)
4–Auburn (1986)
4–West Texas State (1982)
4–South Carolina (2004)
4–Vanderbilt (2003)
4–Georgia Tech (1980)
4–Kentucky (1978)
4–Rice (1976)

SPECIAL TEAMS (TEAM)**Most Kickoff Return Yards @**

268*–Nebraska (1996 Fiesta Bowl)
218–Louisville (2013 Sugar Bowl)
218–Florida St. (1992)
213–South Carolina (2010)
200–Georgia (2011)
193–New Mexico (1989)
192–Missouri (2013)

185–Troy (2007)
166–Tennessee (1990)
161–Alabama (2009 SEC Championship Game)
159–Kentucky (1989)

Most Punt Return Yards @

272–Kentucky (1996)
184–San Jose State (2003)
171–Western Carolina (2006)
141–Middle Tennessee (2000)
120–Mississippi St.
115–LSU (2014)
106–Auburn (1990)
100–South Carolina (1994)
98–Eastern Michigan (2014)
98–South Carolina (1997)

Fewest Punt Return Yards @

-11–Miami (1986)
-9–Miami (1982)
-8*–Nebraska (1996 Fiesta Bowl)
-4–Auburn (2011)
-4–Mississippi St. (1986)
-4–Indiana State (1983)
-3–Miami (1987)
-2–Vanderbilt (2014)
-2–Vanderbilt (2005)
-2–Alabama (2005)
-2–Georgia (1989)
-2–Florida St. (1982)

Highest Punting Average #

(1979 records not available)

76.0–Vanderbilt (1992)
62.3–Alabama (2010)
58.0–Georgia Southern (1996)
58.0–Vanderbilt (1983)
57.0–Tennessee (2008)
56.0–Kentucky (2010)
55.0–South Carolina (1994)
54.3–South Carolina (2012)
54.0–Mississippi St. (1993)
54.0–Tennessee (1991)

MISCELLANEOUS (TEAM)**Most Fumbles #**

8–Miami (Ohio) (2010)
8–Mississippi St. (1977)
7–West Texas State (1982)
7–Florida St. (1974)
6–10 teams, last vs. Troy (2009)

Most Fumbles Lost #

6–Mississippi St. (1977)
5–Mississippi St. (1979)
4–Arkansas (2009)
4–Tennessee (1998)
4–Kentucky (1988)
4–Miami (1986)
4–Rice (1977)
4–Pittsburgh (1977)
4–Texas A&M (1976 Sun Bowl)
4–Southern Methodist (1975)

Most Penalties Committed #

17–Vanderbilt (1996)
16–Tennessee (2011)
16–Tennessee (1991)
15–Mississippi St. (2001)
15–Florida St. (1999)
15–Arkansas (1997)
15–Louisiana Tech (1989)
14–14 teams, last vs. Bowling Green (2012)

Fewest Penalties Committed #

1–Florida St. (1977)
1–Miami (1977)
2–18 teams, last vs. Georgia Southern (2013)

Most Penalty Yards #

152–Kentucky (1987)
150–Tennessee (2011)
147–Vanderbilt (1996)
144–South Carolina (1996)
136–Temple (1987)
135–Arkansas (1997)
134–Miami (2002)
134–Florida St. (1989)
130–LSU (1998)
127–Ole Miss (2007)
127–Mississippi St. (1993)
127–Tennessee (1991)

Fewest Penalty Yards #

5–Florida St. (1977)
8–LSU (2007)
10–Alabama (1994)
10–Alabama (1978)
10–Kentucky (1977)
10–Georgia (1975)
10–Maryland (1974)
10–Miami (1974)
13–East Carolina (1983)
15–Florida St. (1993)
15–Vanderbilt (1982)
15–Miami (1977)
15–Mississippi St. (1977)

FLORIDA OPENING DAY SUPERLATIVES**UF Opening Day Highs (Since 1982)**

Points	70 vs. New Mexico (1994)
1st Quarter Points	28 vs. New Mexico (1994)
2nd Quarter Points	28 vs. 5 teams, last Charleston Southern (2009)
1st Half Points	56 vs. New Mexico (1994)
3rd Quarter Points	28 vs. Hawaii (2008)
4th Quarter Points	35 vs. Montana State (1988)
First Downs	36 vs. Western Michigan (1999)
Rushing Attempts	51 vs. Ole Miss (1989)
Net Yards Rushing	369 vs. Charleston Southern (2009)
Net Yards Passing	430 vs. Marshall (2001)
Passes Attempted	50 vs. Ball State (2000)
Passes Completed	33 vs. Eastern Michigan (2014)
Had Intercepted	4 vs. Miami (1987)
Total Offensive Plays	87 vs. 3 teams, last Western Michigan (1999)
Total Net Yards	655 vs. Eastern Michigan (2014)
Average Gain Per Play:	10.4 vs. Charleston Southern (2009)
Fumbles	8 vs. Miami (Ohio) (2010)
Fumbles Lost	3 vs. 3 teams, last Miami (Ohio) (2010)
Penalties Committed	14 vs. 2 teams, last vs. Bowling Green (2012)

Penalty Yards	117 vs. SW Louisiana (1996)
Punts	6 vs. 4 teams, last Southern Miss (1997)
Punting Yards	264 vs. Miami (1983)
Punting Average	53.0 vs. Hawaii (2008)
Punt Returns	10 vs. San Jose State (2003)
Punt Return Yards	184 vs. San Jose State (2003)
Kickoff Returns	6 vs. Western Michigan (1999)
Kickoff Return Yards	129 vs. 2 teams, last Miami (Ohio) (2010)
Interceptions	4 vs. 2 teams, last Miami (Ohio) (2010)
Interception Return Yards	114 vs. SW Louisiana (1996)
Time of Possession	39:48 vs. Toledo (2013)
Third-Down Conversions	72.7% vs. Georgia (1986)
Fourth-Down Conversions	100% vs. 7 teams, last Hawaii (2008)

Longest Active Opening-Day Winning Streaks

29 Nebraska
25 Florida
17 USC

OPPONENT GAME SUPERLATIVES

- # In records dating to 1974
+ In records dating to 1976
^ In records dating to 1979
@ In records dating to 1980
* Indicates bowl game

OFFENSE (TEAM)**Top Rushing Yardage**

- 524*–Nebraska (1996 Fiesta Bowl)
453–Alabama (1979)
432–Georgia (1976)
429–Georgia Southern (2013)
427–Alabama (1950)
395–Georgia (1982)
385–LSU (1977)
368–Mississippi St. (1975)
367–Alabama (1948)
363–Alabama (1971)

Top Passing Yardage

- 492–Tennessee (1996)
449–Alabama (2014)
446–Florida St. (1993)
427*–East Carolina (2014 Birmingham Bowl)
422–Auburn (1970)
421–Florida St. (1994)
421–California (1980)
418–Florida St. (1970)
415–Kentucky (2007)
406–Kentucky (1998)

Top Total Offensive Yardage

- 672–Alabama (2014)
629*–Nebraska (1996 Fiesta Bowl)
593–Georgia (1942)
583–Alabama (1950)
578–Florida St. (1977)
566–Auburn (1970)
566–Florida St. (1993)
556–Auburn (1971)
551–Tennessee (1984)
543–Tennessee (1970)
536*–East Carolina (2014 Birmingham Bowl)
536–Mississippi St. (1993)

Most Points Scored

- 62*–Nebraska (1996 Fiesta Bowl)
52–Florida St. (1987)
47–Mississippi St. (2000)
45–Florida St. (1992)
45–Tennessee (1990)
45–Florida St. (1990)
45–Georgia Tech (1980)
44–Georgia (1982)
42–Alabama (2014)
42–Alabama (2014)
42–Georgia (2007)
42–Vanderbilt (2005)

Most Points Scored (Half)

- 38–Florida St. (1992, 1st)
38–Tennessee (1990, 2nd)
35*–Nebraska, Bowl (1996 Fiesta Bowl, 1st)
32*–Notre Dame, Bowl (1992 Sugar Bowl, 2nd)

- 31–Mississippi St. (2000, 2nd)
30–Tennessee (1995, 1st)

Most First Downs

- 32*–East Carolina (2014 Birmingham Bowl)
30–Florida St. (1993)
30–Georgia (1993)
30–LSU (1977)
29–Kentucky (2007)
29–LSU (2004)
29–Tennessee (1984)
28–Alabama (2014)
28*–Michigan (2008 Capital One Bowl)
28*–Miami (2001 Sugar Bowl)
28–Tennessee (1991)
28–Georgia (1976)
28–Florida St. (1976)

Most Rushing Attempts ^

- 78–Georgia (1982)
71–Alabama (1979)
68*–Nebraska (1996 Fiesta Bowl)
66–Georgia (1987)
65–Georgia Southern (1996)
65–Mississippi St. (1987)
59–Georgia (1981)
59–LSU (1980)
59–Auburn (1980)
58–Tennessee (1992)
58–Furman (1981)

Fewest Rushing Attempts ^

- 5–Syracuse (1984)
10–Tennessee (1984)
11–Mississippi St. (1984)
13–Vanderbilt (1983)
14–Georgia (1993)
16–Georgia (1994)
18–Florida St. (2006)
18–Kentucky (1998)
18–Tennessee (1996)
20*–Iowa (2006 Outback Bowl)
20–Tennessee (1997)

Most Rushing Touchdowns

- 6*–Nebraska (1996 Fiesta Bowl)
5–Georgia (1997)
5–Florida St. (1992)
5–Georgia (1982)
4–Vanderbilt (2013)
4–Georgia Southern (2013)
4–Alabama (2011)
4–South Carolina (2010)
4–South Carolina (2005)
4–Kentucky (2005)
4*–Michigan (2003 Outback Bowl)
4–Mississippi St. (2000)
4–Florida St. (1990)
4–Auburn (1983)

Most Passing Touchdowns @

- 5–Alabama (2014)
5–Kentucky (2007)
5–Tennessee (1993)

- 4–Vanderbilt (2005)
4–Tennessee (1996)
4–Florida St. (1993)
4–Florida St. (1988)

Most Pass Attempts +

- 68*–East Carolina (2014 Birmingham Bowl)
65–Tennessee (1996)
65–Georgia (1993)
63–West Texas State (1982)
61–Kentucky (1998)
60–Kentucky (2000)
60–Kentucky (1997)
56–Tennessee (1991)
55*–Iowa (2006 Outback Bowl)
55–UCF (1999)

Fewest Pass Attempts +

- 3–Georgia Southern (2013)
4–Ohio (2002)
7–Tulsa (1979)
7–Alabama (1979)
8–Arkansas State (1993)
8–Georgia (1985)
8–Kentucky (1979)
9–Mississippi St. (2010)
9–Tennessee (1992)
9–Georgia (1979)
10–Auburn (1983)

Most Pass Completions +

- 43–California (1980)
40–Kentucky (1998)
40–Florida St. (1994)
38–Florida St. (1993)
37–Tennessee (1996)
36–Kentucky (1999)
36–Georgia (1993)
35–Kentucky (2007)
35–Kentucky (2000)
34*–East Carolina (2014 Birmingham Bowl)
34–UCF (1999)
34–Kentucky (1997)

Fewest Pass Completions +

- 0–Georgia Southern (2013)
2–Ohio (2002)
2–Auburn (1981)
2–Alabama (1979)
2–Georgia (1977)
3–Arkansas State (1993)
3–Tennessee (1992)
3–Georgia (1985)
3–Mississippi St. (1981)
3–Mississippi St. (1979)

Most Total Plays @

- 101*–East Carolina (2014 Birmingham Bowl)
94–Kentucky (1981)
90–LSU (1984)
90–Georgia (1982)
89–Kentucky (2000)
88–Florida St. (1993)
87–Alabama (2014)

- 86–Kentucky (1997)
86*–Michigan (2008 Capital One Bowl)
85–Kentucky (2007)
85–Georgia (2000)
85–Tennessee (1991)
85–West Texas State (1985)

Fewest Total Plays @

- 37*–Ohio State (2007 BCS Championship Game)
40–Western Carolina (2006)
47–Kentucky (2013)
47–Louisiana-Monroe (2001)
47–Mississippi St. (1990)
47–LSU (2009)
49–Missouri (2014)
49–Arkansas State (1993)
50–Syracuse (1984)
51–Tennessee (2009)
51–Ole Miss (1989)
51–Georgia (1984)

DEFENSE (TEAM)**Fewest Yards Allowed - Rushing**

- 78–Mississippi St. (2000)
-36–Auburn (2001)
-33–Florida St. (1993)
-30*–West Virginia (1981 Peach Bowl)
-28*–Nebraska (1996 Fiesta Bowl)
-19–Georgia (2011)
-17–Syracuse (1991)
-15–SMU (1972)
-13–Tennessee (1998)
-10–Mississippi St. (1981)
-10–Ole Miss (1946)

Fewest Yards Allowed - Passing

- 0–Mississippi St. (1958)
0–Furman (1947)
1–Georgia Tech (1953)
2–Auburn (1955)
3–Mississippi St. (1955)
5–Miami (1956)
6–Auburn (1989)
7–Alabama (1979)
10–Kentucky (1951)

Fewest Yards Allowed - Total Defense

- 32–Georgia Tech (1963)
60–Vanderbilt (1946)
66–Alabama (1979)
76–Georgia Tech (1953)
83–Auburn (1957)
93–Mississippi St. (1956)
94–Georgia Tech (1962)
94–Mississippi St. (1958)
95–Ole Miss (1947)
101–Kentucky (1950)

Fewest Points Allowed

- 0–105 times, last Auburn (1988)

Fewest Points Allowed (Half)

- 0–45 times, last Missouri (2014, 1st)

Fewest First Downs Allowed #

3–Alabama (1979)
 6–Alabama (1999 SEC Championship Game)
 6–Miami (1975)
 7–Auburn (1988)
 7–Kentucky (1979)
 8–Florida St. (2013)
 8–Alabama (1978)
 9–LSU (2011)
 9–Alabama (2011)
 9–Georgia (1988)
 9–Kentucky (1986)
 9–Mississippi St. (1981)
 9–Pittsburgh (1977)
 9–Kentucky (1976)

Most Interceptions +

7–Kentucky (1993)
 7–Miami (1978)
 5–Auburn (1994)
 5–Mississippi St. (1992)
 5–Tennessee (1990)
 5–LSU (1986)
 5–Florida St. (1979)

SPECIAL TEAMS (TEAM)**Most Kickoff Return Yards @**

260–Tennessee (2007)
 241–Furman (2011)
 236–Southern Miss (1994)
 232–The Citadel (2008)
 231–Akron (1990)
 221–Miami (2003)
 226*–Cincinnati (2010 Sugar Bowl)
 215–Florida St. (2003)
 213–New Mexico State (1994)
 209–Florida St. (1992)
 202–Kentucky (1994)

Most Punt Return Yards @

123–LSU (2003)
 105–Florida St. (1985)
 101–Missouri (2014)
 92–Kentucky (2002)
 82*–Miami (2001 Sugar Bowl)
 81*–Miami (2004 Peach Bowl)
 77–Auburn (1985)
 74–South Carolina (2003)
 74–Tennessee (1992)
 74–Florida St. (1991)

Fewest Punt Return Yards @

-13–South Carolina (2012)
 -10–LSU (2006)
 -8–LSU (1986)
 -7–Missouri (2013)
 -7–Florida St.
 -5–Texas A&M (2012)
 -5–Arkansas (2004)
 -4–Arkansas (2006 SEC Championship Game)
 -3–Mississippi St. (2005)
 -3–Tennessee (1984)
 -3–Florida St. (1980)

Highest Punting Average @

1979 records not available
 55.3–Mississippi St. (2004)
 54.8–Florida St. (1981)
 53.3–Duke (1975)
 52.7–Tennessee (1996)
 52.5–Georgia (2009)
 52.4–Auburn (1993)
 51.7–Vanderbilt (2005)
 51.5–Georgia (2004)
 50.3–Florida St. (1991)
 50.0–Georgia (1985)

MISCELLANEOUS (TEAM)**Most Fumbles #**

11–Pittsburgh (1977)
 8–Vanderbilt (2010)
 8–Tennessee (2002)
 8–Florida St. (1984)
 8–Georgia (1977)
 8–Southern Methodist (1975)
 7–Vanderbilt (1993)
 7–West Texas State (1982)
 7–Auburn (1980)
 7–Florida St. (1975)
 7–Miami (1974)

Most Fumbles Lost #

6–Vanderbilt (1993)
 6–Pittsburgh (1977)
 5–Auburn (1981)
 5–LSU (1980)
 5–Georgia (1977)
 5–Mississippi St. (1975)
 4–8 times, last: Eastern Michigan (2014)

Most Penalties Committed #

16–Miami (2003)
 16–Florida St. (1998)
 15–Auburn (2002)
 15–Tennessee (1999)
 15–Florida St. (1986)
 14–Georgia (2012)
 14–Miami (2002)
 14–Mississippi St. (2001)
 14–Miami (1984)

Fewest Penalties Committed #

0–The Citadel (2008)
 1–12 times, last Vanderbilt (2010)

Most Penalty Yards #

143–Florida St. (1996)
 134–Miami (2003)
 134–Miami (2002)
 132–Georgia (2012)
 127–Florida St. (1998)
 118 – Florida St. (2008)
 118–Arkansas (2003)
 116–Florida St. (1984)
 114–Ole Miss (1994)
 112–Tennessee (1999)

Fewest Penalty Yards #

0–The Citadel (2008)
 5–Vanderbilt (2010)
 5–Alabama (2009 SEC Championship Game)
 5–Kentucky (2005)
 5*–Penn State (1998 Citrus Bowl)
 5–Georgia (1983)
 5–Auburn (1981)
 5–Georgia (1977)
 8–Houston (1976)
 10–Louisiana-Monroe (2001)
 10–Kentucky (1999)
 10–Tennessee (1990)
 10–Army (1978)

OPPONENT INDIVIDUAL**Rushing Yards**

238–Herschel Walker, Georgia (1980)
 228–Travis Stephens, Tennessee (2001)
 219–Herschel Walker, Georgia (1982)
 212–Marcus Lattimore, South Carolina (2010)
 204–Willis McGahee, Miami (2002)
 204–Steve Jones, Duke (1971)
 199*–Tommie Frazier, Nebraska (1996 Fiesta Bowl)
 198–Kevin McLee, Georgia (1976)
 196–Bo Jackson, Auburn (1983)
 192–Herschel Walker, Georgia (1981)

Passing Yards

492–Peyton Manning, Tennessee (1996)
 446–Charlie Ward, Florida St. (1993)
 445–Blake Sims, Alabama (2014)
 427*–Shane Carden, ECU (2014 Birmingham Bowl)
 421–Danny Kanell, Florida St. (1994)
 421–Rich Campbell California (1980)
 415–Andre' Woodson, Kentucky (2007)
 406–Tim Couch, Kentucky (1998)
 405–Tim Lester, Western Michigan (1999)
 405–Todd Jordan, Mississippi St. (1993)

Total Offense

524*–Chad Henne, Michigan (2008 Capital One Bowl)
 484–Blake Sims, Alabama (2014)
 475–Peyton Manning, Tennessee (1996)
 475–Charlie Ward, Florida St. (1993)
 427–Danny Kanell, Florida St. (1994)
 419–Eric Zeier, Georgia (1993)
 413*–Shane Carden, ECU (2014 Birmingham Bowl)
 411–Victor McGee, West Texas State (1982)
 403–Charlie Ward, Florida St. (1992)
 398–Tim Couch, Kentucky (1998)
 398–Quincy Carter, Georgia (1998)

Receiving Yards

212–Kelvin Benjamin, Florida St. (2013)
 208–Danny Knight, Mississippi St. (1982)
 206–Craig Yeast, Kentucky (1998)
 201–Amari Cooper, Alabama (2014)
 196–David Houser, Rice (1976)
 187–Marvin Minnis, Florida St. (2000)
 181–Chauncey Stovall, Florida St. (2004)
 172–Lawrence Dawsey, Florida St. (1990)
 170–Jordan Matthews, Vanderbilt (2011)
 170–Charles Lee, UCF (1999)

OPPONENT LONGEST PLAYS**Rushing**

99–Kelsey Finch, Tennessee (1977)
 89–Tim Worley, Georgia (1985)
 87–Billy Jackson, Alabama (1978)
 80–Bo Jackson, Auburn (1983)
 77–Freddie Milons, Alabama (1999 SEC CG)
 77–Marcus Rhoden, Mississippi St. (1964)
 76–Jerious Norwood, Mississippi St. (2005)
 76–Keith Henderson, Georgia (1985)
 75*–Tommie Frazier, Nebraska (1996 Fiesta Bowl)
 74–Willie McClendon, Georgia (1977)

Passing

97–Tim Couch (Kentucky) to Craig Yeast (1998)
 94–Freddie Kitchens (Alabama) to Michael Vaughn (1996)
 93–Buck Belue (Georgia) to Lindsay Scott (1980)
 87–Brodie Croyle (Alabama) to Tyrone Prothro (2005)
 87–Tommy Pharr (Mississippi St.) to Eric Hogatt (1969)
 86–Jevon Snead (Ole Miss) to Shay Hodge (2008)
 84–Matt Stafford (Georgia) to M. Massaquoi (2007)
 80–John Bond (Mississippi St.) to Danny Knight (1982)
 80–Larry McCrimmon (Kentucky) to Felix Wilson (1978)
 80–Richard Appleby (Georgia) to Gene Washington (1975)
 80–Pat Sullivan (Auburn) to Terry Beasley (1970)

Long Kick Returns

100–Derek Abney, Kentucky (2002)
 100–Craig Yeast, Kentucky (1998)
 99–J.W. Brodnax, LSU (1957)
 98–Curtis Martin, Air Force (1968)
 97–Devin Hester, Miami (2003)
 96–Marcus Murphy, Missouri (2014)
 96–Kentucky, John Bolden 11 yds., lateral to Phil Logan 85 yds (1989)
 95–Kirby Dar Dar, Syracuse (1991)
 93–Ted Ginn, Jr., Ohio State (2006)
 93–John Bahen, Miami (1961)

Long Punt Returns

89–James Owens, Auburn (1970)
 82–Marcus Murphy, Missouri (2014)
 80–Skyler Green, LSU (2003)
 80–Harold Perry, SMU (1978)
 73–Jonathan Lowe, Mississippi St. (2004)
 68–Kris Silverthorn, SMU (1972)
 65–Brandon Smith, Vanderbilt (2002)
 63–Lionel James, Auburn (1982)
 63–Scott Woerner, Georgia (1978)
 59–Ronnie Barber, LSU (1975)
 59–Jake Scott, Georgia (1968)

Long Field Goals

62*–Tony Franklin, Texas A & M (1977 Sun Bowl)
 60–Gary Cismesia, Florida St. (2007)
 55*–Scott Bentley, Florida St. (1997 Sugar Bowl)
 55–Dan Miller, Miami (1981)
 54–Sebastian Janikowski, Florida St. (1999)
 53–Dustin Hopkins, Florida St. (2012)
 53–Todd Sievers, Miami (2002)
 53–Derek Schmidt, Florida St. (1987)
 52–7 times, most recent: Xavier Beitia, Florida St. (2004)

FLORIDA STAT CHAMPIONS

SEC STAT CHAMPIONS (TEAM)

Scoring Offense

1952–29.0 ppg
1984–31.0 ppg
1991–32.8 ppg
1994–43.4 ppg
1995–44.5 ppg
1996–46.6 ppg
1997–37.2 ppg
2000–37.3 ppg
2001–43.8 ppg
2007–43.1 ppg
2008–43.6 ppg

Scoring Defense

1984–15.5 ppg
1998–14.1 ppg
2001–14.1 ppg
2008–12.9 ppg

Rushing Offense

1975–302.4 ypg
2008–231.1 ypg

Rushing Defense

1965–88.4 ypg
1984–121.5 ypg
1989–88.6 ypg
1990–85.6 ypg
1991–100.3 ypg
1994–84.6 ypg
1997–70.7 ypg
1998–90.7 ypg
2006–72.5 ypg
2007–99.3 ypg

Passing Offense

1965–203.3 ypg
1966–224.2 ypg
1967–195.4 ypg
1969–301.6 ypg
1976–162.1 ypg
1985–265.8 ypg
1990–290.6 ypg
1991–308.5 ypg
1992–286.7 ypg
1993–339.3 ypg
1995–360.8 ypg
1996–333.9 ypg
2001–405.2 ypg
2002–270.7 ypg
2004–271.1 ypg

Passing Defense

1955–42.0 ypg
1964–64.0 ypg
1973–85.3 ypg
1983–151.2 ypg
1987–137.5 ypg
1988–123.6 ypg
2009–151.5 ypg
2013–171.8 ypg

Passing Efficiency

2001–170.1 rating
2007–170.2 rating
2008–170.7 rating
2009–167.3 rating

Passing Efficiency Defense

1997–100.85 rating
1998–100.45 rating
2001–100.1 rating
2008–96.7 rating
2012–95.5 rating
2013–107.2 rating

Total Offense

1965–337.6 ypg
1966–361.1 ypg
1967–367.3 ypg
1969–434.8 ypg
1975–405.5 ypg
1976–400.0 ypg
1990–452.6 ypg
1995–534.4 ypg
1996–503.9 ypg
2001–527.6 ypg
2002–406.9 ypg
2004–426.9 ypg
2007–462.0 ypg
2008–445.1 ypg
2009–442.4 ypg

Total Defense

1965–201.7 ypg
1973–202.1 ypg
1981–256.9 ypg
1984–302.3 ypg
1985–282.8 ypg
1987–268.7 ypg
1989–241.9 ypg
1998–286.6 ypg
2001–290.2 ypg

Turnover Margin

2008– +1.57 turnovers per game

First Downs

2006–285
2008–306
2009–286

Opponent First Downs

2013–193

3rd Down Conversions

2008–51.6% (83 of 161)
2009–49.2% (87 of 177)

Punting

2008–43.4 yards per punt

Kickoff Returns

2010–26.3 yards per return

Kickoff Coverage

2013–41.7 net average

Field Goals

2008–92.3% (12 of 13)

Red Zone Defense

2008–69.2% (27 of 39; 18TDs, 9 FGs)

Fumbles Recovered

2014–14

Time of Possession

2012–32:27

2013–33:49

SEC STAT CHAMPIONS (INDIVIDUAL)

Rushing

Beginning in 1970, ranked on yds/game

1962–Larry Dupree, 604 yds
1966–Larry Smith, 742 yds
1975–Jimmy DuBose, 1,307 yds (118.8 ypg)
1987–Emmitt Smith, 1,341 yds (121.9 ypg)
1989–Emmitt Smith, 1,599 yds (145.4 ypg)
1991–Errict Rhett, 1,109 yds (100.8 ypg)
2004–Ciatrick Fason, 1,267 yards (105.6 ypg)

Passing

Beginning in 1967, ranked on eff. rating

1965–Steve Spurrier, 1,893 yds
1966–Steve Spurrier, 2,012 yds
1976–Jimmy Fisher, 155.36 rating
1983–Wayne Peace, 128.00 rating
1984–Kerwin Bell, 148.00 rating
1991–Shane Matthews, 148.84 rating
1994–Terry Dean, 165.8 rating
1995–Danny Wuerffel, 178.4 rating
1996–Danny Wuerffel, 170.6 rating
2000–Rex Grossman, 161.8 rating
2001–Rex Grossman, 170.8 rating
2004–Chris Leak, 144.9 rating
2007–Tim Tebow, 172.5 rating
2008–Tim Tebow, 172.4 rating
2009–Tim Tebow, 164.2 rating

Receiving

Beginning in 1970, ranked on rec/game

1964–Charley Casey, 47 for 673
1965–Charley Casey, 58 for 809
1969–Carlos Alvarez, 88 for 1,329
1974–Lee McGriff, 3.3 rpg (36 for 698)
1980–Cris Collinsworth, 3.6 rpg (40 for 599)
1990–Kirk Kirkpatrick, 5.0 rpg (55 for 770)
1992–Willie Jackson, 5.2 rpg (62 for 722)
1995–Chris Doering, 5.8 rpg (70 for 1,045)
2000–Jabar Gaffney, 5.9 rpg (71 for 1,184)
2002–Taylor Jacobs, 6.4 rpg (71 for 1,088)
2004–O.J. Small, 5.25 rpg (63 for 719)
2005–Chad Jackson, 7.33 rpg (88 for 900)

Total Offense

Beginning in 1970, ranked on yds/game

1965–Steve Spurrier, 2,123 yds
1966–Steve Spurrier, 2,095 yds
1969–John Reaves, 2,852 yds
1976–Jimmy Fisher, 163.5 ypg

1990–Shane Matthews, 265.9 ypg
1991–Shane Matthews, 285.5 ypg
1992–Shane Matthews, 264.7 ypg
1995–Danny Wuerffel, 284.1 ypg
1996–Danny Wuerffel, 293.8 ypg
2001–Rex Grossman, 354.9 ypg
2002–Rex Grossman, 256.7 ypg
2004–Chris Leak, 266.4 ypg
2007–Tim Tebow, 330.8 ypg

Scoring

Beginning in 1970, ranked on pts/game

1947–Bobby Forbes, 54 pts
1969–Tommy Durrance, 110 pts
1983–Bobby Raymond, 89 pts (8.1 ppg)
1984–Bobby Raymond, 103 pts (9.4 ppg)
1991–Arden Czyzewski, 77 pts (7.0 ppg)
1994–Judd Davis, 107 pts (8.9 ppg)
1996–Reidel Anthony, 110 pts (9.2 ppg)
2001–Jeff Chandler, 103 pts (10.3 ppg)
2007–Tim Tebow, 132 pts (11 ppg)
2008–Percy Harvin, 102 pts (8.5 ppg)

Scoring (Touchdowns Only)

2008–Percy Harvin, 102 pts (8.5 ppg)

Scoring (Kicking Only)

2008–Jonathan Phillips, 114 pts (8.1 ppg)
2011–Caleb Sturgis, 97 pts (8.08 ppg)

Punting

2012–Kyle Christy (45.8 avg)

Field Goal Percentage

2012–Caleb Sturgis (85.7 percent)

Interceptions (Season)

2006–Ryan Smith, 8
2008–Ahmad Black, 7

ALL-TIME COMEBACKS

FOURTH QUARTER COMEBACKS (SINCE 1966)

Date	Opponent	Largest Deficit (Qtr.)	4th Quarter Deficit	4th Quarter Points	Final
Oct. 8, 1966	@ Florida St.	5	5	8	22-19
Oct. 15, 1966	@ N.C. State	4	4	14	17-10
Nov. 11, 1967	Georgia (Jax)	9	9	10	17-16
Oct. 23, 1971	Maryland	3	3	7	27-23
Nov. 10, 1973	Georgia (Jax)	4	4	8	11-10
Nov. 19, 1977	Utah	10	10	28	38-29
Sept. 4, 1982	Miami	4	4	7	17-14
Sept. 17, 1983	Indiana State	3	3	7	17-13
Oct. 13, 1984	@ Tennessee	3	3	20	43-30
Nov. 1, 1986	Auburn	17	17	18	18-17
Nov. 29, 1986	@Florida St.	3	3	7	17-13
Oct. 7, 1989	LSU	7 (2)	4	13	16-13
Nov. 22, 1997	Florida St. **	4 (1)	1	7	32-29
Sept. 16, 2000	@ Tennessee	5 (2)	3	10	27-23
Nov. 2, 2002	Georgia (Jax)	7 (1)	1	7	20-13
Sept. 27, 2003	@ Kentucky	18	18	21	24-21
Sept. 16, 2006	@ Tennessee	3 (2)	3	7	21-20
Dec. 6, 2008	Alabama*	3 (1,3)	3	14	31-20
Oct. 17, 2009	Arkansas	7 (2, 4)	7	10	23-20
Nov. 10, 2012	Louisiana	7 (4)	7	14	27-20
Oct. 4, 2014	@ Tennessee	9 (4)	9	10	10-9

**Sugar Bowl; * SEC Championship

HALFTIME COMEBACKS (SINCE 1966)

Date	Opponent	Largest Deficit (Qtr.)	2nd Half Deficit	2nd Half Points	Final
Sept. 21, 1974	Maryland (Tampa)	3	3	10	17-10
Nov. 5, 1977	Georgia (Jax)	7 (1)	3	12	22-17
Nov. 1, 1980	Auburn	3	3	14	21-10
Oct. 10, 1981	Maryland	7 (1)	1	9	15-10
Sept. 29, 1984	Mississippi St.	5	5	20	27-12
Nov. 8, 1986	Georgia (Jax)	10 (1)	2	21	31-19
Sept. 15, 1990	Alabama	7	7	17	17-13
Nov. 14, 1992	South Carolina	3	3	14	14-9
Nov. 13, 1993	@ South Carolina	17 (2)	3	17	37-26
Sept. 16, 1995	Tennessee	9	9	41	62-37
Oct. 10, 1998	LSU	4	4	16	22-10
Nov. 15, 2003	@ South Carolina	9	9	17	24-22
Nov. 6, 2004	@ Vanderbilt	3	3	20	34-17
Sept. 30, 2006	Alabama	7 (1)	3	21	28-13
Oct. 17, 2009	Arkansas	7 (2, 4)	7	20	23-20
Sept. 8, 2012	@ Texas A&M	10 (2)	7	10	20-17
Sept. 15, 2012	@ Tennessee	7 (2, 3)	7	27	37-20
Oct. 6, 2012	LSU	6 (2)	6	14	14-6
Nov. 3, 2012	Missouri	7 (2)	7	14	14-7
Nov. 24, 2012	@ Florida St.	7 (3)	7	24	37-26

COME FROM BEHIND GAMES (1993-2014)

2014

Score	Lead Began	Lead Ended	Final Score
Kentucky 10, UF 6	5:32 in 3rd	4:27 in 3rd	
Kentucky 17, UF 13	3:21 in 3rd	:25 in 3rd	
Kentucky 27, UF 20	1st OT	2nd OT	UF 36 - UK 30
Tennessee 3, UF 0	13:23 in 2nd	6:20 in 4th	UF 10 - UT 9
Georgia 7, UF 0	9:02 in 1st	8:25 in 2nd	UF 38 - UGA 20
Vanderbilt 7, UF 0	7:41 in 1st	3:34 in 1st	UF 34 - VU 10

2013

Score	Lead Began	Lead Ended	Final Score
Tennessee 7, UF 0	9:23 in 1st	13:23 in 2nd	UF 31 - TENN 17
Arkansas 7, UF 0	2:09 in 1st	8:33 in 2nd	UF 30 - ARK 10

2012

Score	Lead Began	Lead Ended	Final Score
Bowling Green 7, UF 0	1:17 in 1st	9:29 in 2nd	UF 27 - BGSU 14
Texas A&M 3, UF 0	10:34 in 1st	3:51 in 1st	---
Texas A&M 10, UF 7	13:39 in 2nd	13:05 in 4th	UF 20, Texas A&M 17
Tennessee 14, UF 7	8:40 in 2nd	0:30 in 3rd	UF 37, Tennessee 20
LSU 3, UF 0	10:48 in 1st	5:15 in 3rd	UF 14, LSU 6
Vanderbilt 7, UF 0	6:45 in 1st	11:27 in 2nd	UF 31, Vanderbilt 17
Missouri 7, UF 0	6:10 in 2nd	9:03 in 3rd	UF 14, Missouri 7
Louisiana 17, UF 13	4:03 in 3rd	1:42 in 4th	UF 27, Louisiana 20
Florida St. 17, UF 13	8:30 in 3rd	11:01 in 4th	UF 37, Florida St. 26

2011

Score	Lead Began	Lead Ended	Final Score
Furman 6, UF 0	8:31 in 1st	3:08 in 2nd	UF 54, Furman 32

2010

Score	Lead Began	Lead Ended	Final Score
Miami (Ohio) 3, UF 0	7:01 in 1st	13:14 in 2nd	UF 34, Miami (Ohio) 12
USF 7, UF 0	3:53 in 1st	0:44 in 2nd	UF 38, USF 14
Tennessee 3, UF 0	1:17 in 1st	7:27 in 4th	UF 31, Tennessee 17
LSU 3, UF 0	10:54 in 1st	3:21 in 4th	LSU 33, UF 29

2009

Score	Lead Began	Lead Ended	Final Score
Arkansas 7, UF 0	14:57 in 2nd	7:27 in 4th	UF 23, Arkansas 20
Mississippi St., 3, UF 0	9:05 in 1st	3:36 in 1st	UF 29, Mississippi St. 19

2008

Score	Lead Began	Lead Ended	Final Score
Alabama 20, UF 17	0:08 left in 3rd	6:20 left in 4th	UF 31, Alabama 20

2007

Score	Lead Began	Lead Ended	Final Score
Ole Miss 3, UF 0	5:02 left in the 1st	14:52 left in the 2nd	UF 30, Ole Miss 24
Auburn 7, UF 0	6:16 left in the 1st	7:36 left in the 4th	Auburn 20, UF 17
S. Carolina 14, UF 13	2:21 left in the 1st	12:32 left in the 2nd	UF 51, S. Carolina 31
Michigan 7, UF 0	10:59 left in the 1st	2:37 left in the 1st	---
Michigan 21, UF 14	00:08 left in the 2nd	1:26 left in the 3rd	---
Michigan 31, UF 28	12:16 left in the 4th	5:49 left in the 4th	Michigan 41, UF 35

2006

Score	Lead Began	Lead Ended	Final Score
So. Miss. 7, UF 0	12:37 left in the 1st	0:00 left in the 1st	UF 34, So. Mississippi 7
Tennessee 10, UF 7	7:57 left in the 2nd	6:30 left in the 4th	---
Tennessee 17, UF 7	8:40 left in the 3rd	6:30 left in the 4th	---
Tennessee 20, UF 14	10:49 left in the 4th	6:30 left in the 4th	UF 21, Tennessee 20
Kentucky 7, UF 6	4:19 left in the 2nd	0:22 left in the 2nd	UF 26, Kentucky 7
Alabama 7, UF 0	2:47 left in the 1st	2:39 left in the 3rd	---
Alabama 10, UF 0	12:44 left in the 2nd	2:39 left in the 3rd	UF 28, Alabama 13
LSU 7, UF 0	6:45 left in the 1st	0:11 left in the 1st	UF 23, LSU 10
Auburn 3, UF 0	9:00 left in the 1st	4:21 left in the 1st	Auburn 27, UF 17
S. Carolina 7, UF 0	00:26 left in the 1st	1:25 left in the 2nd	---
S. Carolina 10, UF 7	14:51 left in the 4th	10:49 left in the 4th	---
S. Carolina 16, UF 10	8:13 left in the 4th	3:03 left in the 4th	UF 17, S. Carolina 16
Arkansas 21, UF 17	8:33 left in the 3rd	3:47 left in the 3rd	UF 38, Arkansas 28
Ohio State 7, UF 0	14:44 left in the 1st	10:31 left in the 1st	UF 41, Ohio State 14

COACHES PLAYERS 2014 RECAP HISTORY HONORS NELGATORS RESULTS RECORDS LETTERWINNERS UF ATHLETICS

2005

Score	Lead Began	Lead Ended	Final Score
Kentucky 7, UF 0	12:14 left in the 1st	8:42 left in the 1st	UF 49, Kentucky 28
Vanderbilt 7, UF 0	12:44 left in the 1st	5:08 left in the 1st	---
Vanderbilt 42, UF 15	OT #1 – VU Possession	OT #1 – UF Possess.	UF 49, Vanderbilt 42

2004

Score	Lead Began	Lead Ended	Final Score
EMU 3, UF 0	8:36 left in the 1st	2:11 left in the 1st	UF 49, EMU 10
Tennessee 14, UF 7	14:16 left in the 2nd	7:32 left in the 2nd	---
Tennessee 30, UF 28	:06 left in the 4th	--	Tennessee 30, UF 28
Kentucky 3, UF 0	6:06 left in 1st	0:00 left in 1st	UF 20, Kentucky 3
Vanderbilt 17, UF 14	6:19 left in 1st	11:36 left in 3rd	UF 34, Vanderbilt 17
S. Carolina 7, UF 0	1:46 left in 1st	6:39 left in 2nd	UF 48, S. Carolina 14

2003

Score	Lead Began	Lead Ended	Final Score
San Jose State 3, UF 0	12:47 left in the 1st	8:13 left in the 1st	UF 65, San Jose State 3
Miami 7, UF 0	14:47 left in the 1st	4:15 left in the 2nd	Miami 38, UF 33
Tennessee 7, UF 3	0:00 left in the 2nd	--	Tennessee 24, UF 10
Kentucky 7, UF 0	8:08 left in the 1st	3:15 left in the 4th	UF 24, UK 21
Ole Miss 3, UF 0	12:22 left in the 1st	5:57 left in the first	---
Ole Miss 20, UF 17	1:10 left in the 4th	--	Ole Miss 20, UF 17
LSU 7, UF 0	11:51 left in the 1st	3:17 left in the 1st	UF 19, LSU 7
Vanderbilt 7, UF 0	11:01 left in the 1st	3:17 left in the 1st	UF 35, Vanderbilt 17
S. Carolina 2, UF 0	10:53 left in the 1st	2:01 left in the 3rd	UF 24, USC 22
Florida St. 7, UF 3	1:46 left in the 1st	6:10 left in the 3rd	---
Florida St., 31, UF 27	5:01 left in the 4th	2:50 left in the 4th	---
Florida St. 38, UF 34	0:55 left in the 4th	--	Florida St. 38, UF 34
UF 7, Iowa 0	7:18 left in the 1st	3:56 left in the 1st	Iowa 37, UF 17

2002

Score	Lead Began	Lead Ended	Final Score
Ohio 3, UF 0	11:46 left in the 1st	00:53 in the 1st	UF 34, Ohio 6
Kentucky 28, UF 25	3:03 left in the 3rd	00:18 in the 3rd	UF 41, Kentucky 34
Georgia 13, UF 12	00:03 left in the 2nd	11:32 left in the 4th	UF 20, Georgia 13

2001

Score	Lead Began	Lead Ended	Final Score
UL-Monroe 6, UF 0	13:30 left in the 1st	2:53 left in the 1st	UF 55, UL-Monroe 6
Georgia 3, UF 0	11:00 left in the 1st	5:23 left in the 1st	UF 24, Georgia 10
South Carolina 7, UF 0	12:11 left in the first	12:15 left in the 2nd	UF 54, South Carolina 17

2000

Score	Lead Began	Lead Ended	Final Score
Tennessee 3, UF 0	3:30 left in 1st	8:50 left in 3rd	
Tennessee 20, UF 17	1:43 left in 3rd	0:14 left in 4th	UF 27, Tennessee 23
Georgia 3, UF 0	6:36 left in 1st	5:23 left in 1st	
Georgia 10, UF 9	5:23 left in 2nd	0:30 left in 2nd	UF 34, Georgia 23
Vanderbilt 7, UF 0	9:56 left in 1st	6:40 left in 1st	
Vanderbilt 13, UF 10	2:38 left in 2nd	0:27 left in 2nd	UF 43, Vanderbilt 20
South Carolina 7, UF 3	4:34 left in 1st	1:40 left in 2nd	UF 41, South Carolina 21*

* Also trailed South Carolina 21-3

1999

Score	Lead Began	Lead Ended	Final Score
UCF 7, UF 0	9:32 left in 1st	7:02 left in 1st	UF 58, UCF 27
Tennessee 7, UF 3	9:17 left in 2nd	3:37 left in 2nd	UF 23, Tennessee 21
Alabama 7, UF 3	7:45 left in 1st	7:23 left in 1st	
Alabama 10, UF 7	12:53 left in 2nd	8:46 left in 3rd	
Alabama 19, UF 14	6:07 left in 3rd	3:03 left in 3rd	
Alabama 26, UF 22	12:30 left in 4th	5:15 left in 4th	
Alabama 40, UF 39	No Time	No Time	Alabama 40, UF 39
Georgia 14, UF 10	10:47 left in 2nd	5:52 left in 2nd	UF 30, Georgia 14
Florida St. 7, UF 0	5:20 left in 1st	7:39 left in 3rd	
Florida St. 23, UF 16	0:34 left in 3rd	Never	
Alabama 12, UF 7	0:30 left in 2nd	Never	Alabama 34, UF 7

1998

Score	Lead Began	Lead Ended	Final Score
Tennessee 7, UF 3	4:52 left in 1st Qtr.	0:20 left in 2nd Qtr.	Tennessee 20, UF 17
Tennessee 17, UF 10	7:36 left in 3rd Qtr.	5:18 left in 3rd Qtr.	Tennessee 20, UF 17
Tennessee 20, UF 17	OT	Never	Tennessee 20, UF 17
Kentucky 14, UF 7	3:42 left in 1st Qtr.	3:17 left in 1st Qtr.	UF 51, Kentucky 35
LSU 3, UF 0	6:28 left in 1st Qtr.	1:14 left in 1st Qtr.	UF 22, LSU 10
LSU 10, UF 6	2:14 left in 2nd Qtr.	12:39 left in 3rd Qtr.	UF 22, LSU 10
Florida St. 13, UF 12	11:31 left in 3rd Qtr.	Never	Florida St. 23, UF 12

1997

Score	Lead Began	Lead Ended	Final Score
LSU started 7-0	8:42 in 1st quarter	12:17 left in 3rd (tied)	LSU 28-21
LSU in 3rd 21-14	13:13 4th quarter	Never	LSU 28-21
Florida St. 17-6	8:49 in 2nd quarter	4:13 left in 2nd	UF 32-29

1996

Opponent	Deficit (Time Remaining)	Final Score
Vanderbilt 3, UF 0	10:54 left in 1st	8:30 left in 1st
South Carolina 6, UF	08:57 left in 1st	5:20 left in 1st
Alabama 7, UF 0	8:52 left in 1st	14:37 left in 2nd

1995

Opponent	Deficit (Time Remaining)	Final Score
Houston	UH 14, UF 7 (8:15 in the first quarter)	UF 45, UH 21
Tennessee	UF 30, UF 14 (3:13 in the second quarter)	UF 62, UT 37
Auburn	AU 10, UF 0 (12:06 in the first quarter)	UF 49, AU 38
Florida St.	FSU 3, UF 0 (12:51 in the first quarter)	UF 35, FSU 24
Arkansas	UA 3, UF 0 (7:26 in the first quarter)	UF 34, UA 3

1994

Opponent	Deficit (Time Remaining)	Final Score
South Carolina	SC 7, UF 0 (5:51, 1st Quarter)	
	SC 10, UF 7 (9:36, 2nd Quarter)	UF 48, SC 17

1993

Opponent	Deficit (Time Remaining)	Final Score
Arkansas State	ASU 6, UF 0 (9:56, 1st Quarter)	UF 44, ASU 6
Kentucky	UK 7, UF 3 (0:59, 1st Quarter)	
	UK 17, UF 9 (10:32, 4th Quarter)	
	UK 20, UF 17 (1:23, 4th Quarter)	UF 24, UK 20
Mississippi St.	MSU 7, UF 0 (8:35, 1st Quarter)	
	MSU 14, UF 7 (1:02, 1st Quarter)	
	MSU 21, UF 17 (7:21, 3rd Quarter)	UF 38, MSU 24
LSU	LSU 3, UF 0 (9:21, 1st Quarter)	UF 58, LSU 3
Georgia	UGA 20, UF 13 (6:56, 2nd Quarter)	UF 33, UGA 26
South Carolina	SC 17, UF 0 (2:58, 1st Quarter)**	
	SC 26, UF 23 (4:11, 3rd Quarter)	UF 37, SC 26
Alabama	UA 7, UF 0 (10:13, 1st Quarter)	
	UA 10, UF 7 (12:02, 2nd Quarter)	UF 28, UA 13

FRESHMAN STARTERS

Pos.	Last True Freshman Starter	Last Freshman Starter	Last True Freshman Starter Opening Day	Last Freshman Starter Opening Day
QB	Treon Harris, 2014	Treon Harris, 2014		Kyle Morris, 1988
WR	C.J. Worton, 2014	C.J. Worton, 2014	Percy Harvin, 2006	Justin Williams, 2007
RB	Brandon Powell, 2014	Brandon Powell, 2014	Chris Rainey, 2007	Chris Rainey, Chevon Walker, 2007
FB	Hunter Joyer, 2011	Hunter Joyer, 2011		
TE	A.C. Leonard, 2011	A.C. Leonard, 2011	Aaron Hernandez, 2007	Aaron Hernandez, 2007
OL	D.J. Humphries, 2012	Rod Johnson, 2014	Maurkice Pouncey, 2007	Chaz Green, 2011
DL	Jon Bullard, 2012	Caleb Brantley, 2014		Torrey Davis, Duke Lemmens, 2007
LB	Jarrad Davis, 2013	Jarrad Davis, 2013	Brandon Hicks, Jerimy Finch, 2007	Jelani Jenkins, 2010
DB	Duke Dawson, 2014 Jalen Tabor, 2014 Quincy Wilson, 2014	Duke Dawson, 2014 Jalen Tabor, 2014 Quincy Wilson, 2014	De'Ante Saunders, 2011	Marcus Maye, 2013
K	Caleb Sturgis, 2008	Austin Hardin, 2013	Caleb Sturgis, 2008	Austin Hardin, 2013
P	Johnny Townsend, 2013	Johnny Townsend, 2013	Chas Henry, 2007	Chas Henry, 2007

EARLY ENROLLEES SINCE 2004

2004 Class

DE Brandon Daniel

2005 Class

OL Eddie Haupt

QB Josh Portis

OL Ronnie Wilson

2006 Class

OL Maurice Hurt

OL Carl Johnson

QB Tim Tebow

RB Chevon Walker

2007 Class

CB Ahmad Black

CB Joe Haden

TE Aaron Hernandez

QB Cameron Newton

OL Mike Pouncey

OL Maurkice Pouncey

QB Bryan Waggener

RB Bo Williams

WR Paul Wilson

2008 Class

LB Brendan Beal

CB Jeremy Brown

DT Troy Epps

CB Janoris Jenkins

WR Carl Moore

DE Earl Okine

DL Matt Patchan

K Caleb Sturgis

2009 Class

OL Nick Alajajian

LB Jon Bostic

S Dee Finley

OL Jonotthan Harrison

DT Edwin Herbert

TE Desmond Parks

2010 Class

LB Neiron Ball

QB Trey Burton

TE Gerald Christian

WR Robert Clark

S Matt Elam

S Jordan Haden

DL Leon Orr

WR Solomon Patton

CB Joshua Shaw

T Ian Silberman

CB Jaylen Watkins

2011 Class

RB Mike Blakely

DL Clay Burton

P Kyle Christy

QB Jeff Driskel

TE A.C. Leonard

WR Javares McRoy

DB De'Ante "Pop" Saunders

2012 Class

CB Willie Bailey

OL Jessamen Dunker

OL D.J. Humphries

DT Damien Jacobs

LB Antonio Morrison

WR Latroy Pittman

2013 Class

LB Alex Anzalone

DL Darius Cummings

DL Joey Ivie

LB Daniel McMillian

OL Tyler Moore

WR Demarcus Robinson

LB Matt Rolin

RB Kelvin Taylor

2014 Class

DL Taven Bryan

DB Duke Dawson

TE DeAndre Goolsby

QB Will Grier

OL Kavaris Harkless

OL Nolan Kelleher

RB Brandon Powell

OL Drew Sarvary

DB Jalen Tabor

2015 Class

WR Kalif Jackson

PLAYERS WHO HAVE SCORED IN THEIR FIRST START (SINCE 1990)

Year	Player	Scoring Play	Opponent	Year	Player	Scoring Play	Opponent
2009	Chris Rainey	Blocked punt and recovered in end zone	Kentucky	1993	Chris Doering	19 & 28-yard TD receptions from Wuerffel	Kentucky
2008	Jeffery Demps	61-yard TD reception from Tebow	Kentucky	1992	Jack Jackson	31-yard TD reception from Matthews	Louisiana State
2008	Ahmad Black	80-yard interception return	Hawaii	1991	Willie Jackson	32-yard TD reception from Matthews	Northern Illinois
2007	Tim Tebow	1-yard run	Western Kentucky	1991	Harrison Houston	Three TD receptions from Matthews (22,37,14)	San Jose State
2003	Ciatrick Fason	33-yard pass from Leak, 75-yard run	Arkansas	1990	Kevin Randolph	8-yard TD run	Kentucky
2000	Jabar Gaffney	13 & 23-yard TD reception from Grossman	Mississippi St.	1990	Tre Everett	50-yard TD reception from Matthews	Oklahoma State
2000	Aaron Walker	19 & 14-yard TD reception from Grossman	Middle Tennessee	1990	Shane Matthews	1-yard TD run	Oklahoma State
1999	Kirk Wells	Two-point conversion pass from Johnson	Alabama	1990	Dexter McNabb	2-yard TD run	Oklahoma State
1999	Brian Haugabrook	Seven-yard TD reception from Johnson	Kentucky				
1999	Earnest Graham	4 & 11-yard TD runs	Western Michigan				
1997	Jaime Richardson	9 & 28-yard TD receptions from Johnson	Central Michigan				
1997	Doug Johnson	1-yard TD run	Southern Miss				
1995	Jacquez Green	96-yard TD reception from Kresser	Northern Illinois				
1993	Aubrey Hill	18 & 4-yard TD receptions from Dean	Vanderbilt				

FLORIDA COACHING STAFFS (1946-PRESENT)

2014

Dillman, Jeff	Dir. of Strength & Conditioning
Durkin, D.J.	Defensive Coord./Linebacker
Hutzler, Coleman	Special Teams Coord.
Lawing, Brad	Asst. HC/Defensive Line
Lewis, Derek	Tight Ends
Leak, Chris	Wide Receivers
Muschamp, Will	Head Coach
Robinson, Travaris	Defensive Backs
Roper, Kurt	Offensive Coord./Quarterbacks
Summers, Mike	Offensive Line
White, Brian	Running Backs

2013

Choate, Jeff	Special Teams Coord.
Davis, Tim	Offensive Line
Dillman, Jeff	Dir. of Strength & Conditioning
Durkin, D.J.	Defensive Coord./Linebackers
Lawing, Brad	Asst. HC/Defensive Line
Lewis, Derek	Tight Ends
Muschamp, Will	Head Coach
Pease, Brent	Offensive Coord./Quarterbacks
Phillips, Joker	Wide Receivers
Robinson, Travaris	Defensive Backs
White, Brian	Running Backs

2012

Davis, Tim	Offensive Line
Dillman, Jeff	Dir. of Strength & Conditioning
Durkin, D.J.	Linebackers/Special Teams Coord.
Bush Hamdan	Wide Receivers
Lewis, Derek	Tight Ends
Muschamp, Will	Head Coach
Pease, Brent	Offensive Coord./Quarterbacks
Robinson, Travaris	Defensive Backs
Quinn, Dan	Defensive Coord./Defensive Line
White, Brian	Running Backs
Young, Bryant	Defensive Line

2011

Durkin, D.J.	Linebackers/Special Teams Coord.
Hill, Aubrey	Wide Receivers/Recruiting Coord.
Lewis, Derek	Tight Ends
Marotti, Mickey	Dir. of Strength & Conditioning
Muschamp, Will	Head Coach
Quinn, Dan	Defensive Coord./Defensive Line
Robinson, Travaris	Defensive Backs
Verducci, Frank	Offensive Line/Run Game Coord.

Weis, Charlie	Offensive Coord./Quarterbacks
White, Brian	Running Backs
Young, Bryant	Defensive Line

2010

Addazio, Steve	Associate Head Coach/ Offensive Coord./Offensive Line
Austin, Teryl	Defensive Coord./Cornerbacks
Azzanni, Zach	Wide Receivers
Drayton, Stan	Running Backs/Recruiting Coord.
Durkin, D.J.	Linebackers/Special Teams Coord.
Heater, Chuck	Co-Defensive Coord./Safeties
Loeffler, Scott	Quarterbacks
Marotti, Mickey	Dir. of Strength & Conditioning
McCarney, Dan	Asst. Head Coach/ Defensive Line
Meyer, Urban	Head Coach
White, Brian	Tight Ends

2009

Addazio, Steve	Offensive Coord./Offensive Line
Bedford, Vance	Cornerbacks
Carter, Kenny	Running Backs
Gonzales, Billy	Recruiting Coord./Wide Receivers
Heater, Chuck	Asst. Defensive Coord./Safeties
Loeffler, Scot	Quarterbacks
Marotti, Mickey	Dir. of Strength & Conditioning
McCarney, Dan	Asst. Head Coach, Defense/ Defensive Line
Meyer, Urban	Head Coach
Strong, Charlie	Associate Head Coach/ Defensive Coord./Linebackers

2008

Addazio, Steve	Asst. Head Coach, Offense/ Offensive Line
Bedford, Vance	Cornerbacks
Carter, Kenny	Running Backs
Gonzales, Billy	Recruiting Coord./Wide Receivers
Heater, Chuck	Asst. Defensive Coord./Safeties
Hevesy, John	Tight Ends/Asst. Offensive Line
Marotti, Mickey	Dir. of Strength & Conditioning
McCarney, Dan	Asst. Head Coach, Defense/ Defensive Line
Meyer, Urban	Head Coach
Mullen, Dan	Offensive Coord./Quarterbacks
Strong, Charlie	Associate Head Coach/ Defensive Coord./Linebackers

Defensive Coord./Linebackers

Zook, Ron Head Coach

2007

Addazio, Steve	Offensive Line
Drayton, Stan	Running Backs
Gonzales, Billy	Wide Receivers
Heater, Chuck	Recruiting Coord./Cornerbacks
Hevesy, John	Tight Ends/Asst. Offensive Line
Holliday, John "Doc"	Associate Head Coach/Safeties
Marotti, Mickey	Dir. of Strength & Conditioning
Mattison, Greg	Co-Defensive Coord./Defensive Line
Meyer, Urban	Head Coach
Mullen, Dan	Offensive Coord./Quarterbacks
Strong, Charlie	Asst. Head Coach/ Co-Defensive Coord./Linebackers

2006

Addazio, Steve	Tackles/Tight Ends
Drayton, Stan	Running Backs
Gonzales, Billy	Wide Receivers
Heater, Chuck	Recruiting Coord./Cornerbacks
Hevesy, John	Guards/Centers
Holliday, John "Doc"	Safeties
Marotti, Mickey	Dir. of Strength & Conditioning
Mattison, Greg	Co-Defensive Coord./Defensive Line
Meyer, Urban	Head Coach
Mullen, Dan	Offensive Coord./Quarterbacks
Strong, Charlie	Co-Defensive Coord./Linebackers

2005

Addazio, Steve	Tackles/Tight Ends
Drayton, Stan	Running Backs
Gonzales, Billy	Wide Receivers
Heater, Chuck	Recruiting Coord./Cornerbacks
Hevesy, John	Guards/Centers
Holliday, John "Doc"	Safeties
Marotti, Mickey	Dir. of Strength & Conditioning
Mattison, Greg	Co-Defensive Coord./Defensive Line
Meyer, Urban	Head Coach
Mullen, Dan	Offensive Coord./Quarterbacks
Strong, Charlie	Co-Defensive Coord./Linebackers

2004

Anderson, Jerry	Defensive Line Coach
Disch, Dan	Secondary Coach
Dixon, Dwayne	Asst. Head Coach/ Inside Receivers
Fedora, Larry	Offensive Coord.
Locksley, Mike	Running Backs/Recruiting Coord.
Miller, Bill	Linebackers
Strong, Charlie	Defensive Coord.
Wickline, Joe	Offensive Line/Run Game Coord.
Zaubrecher, Ed	Quarterbacks
Zook, Ron	Head Coach

2003

Anderson, Jerry	Defensive Line
Dixon, Dwayne	Asst. Head Coach
Fedora, Larry	Perimeter Offensive Game Coord.
Locksley, Mike	Running Backs/Recruiting Coord.
Miller, Bill	Linebackers
Strong, Charlie	Defensive Coord.
Wickline, Joe	Offensive Line/Run Game Coord.
Woodford, Mike	Defense/Special Teams Coord.
Zaubrecher, Ed	Offensive Coord./Quarterbacks

2002

Anderson, Jerry	Defensive Line
Dixon, Dwayne	Wide Receivers
Fedora, Larry	Run Game Coord./Running Backs
Odom, Jerry	Outside LB/Special Teams Coord.
Thompson, John	Defensive Coord./Middle LB
Tolbert, Tyke	Recruiting Coord./Tight Ends
Wickline, Joe	Offensive Line
Woodford, Mike	Defensive Backs
Zaubrecher, Ed	Offensive Coord./Quarterbacks
Zook, Ron	Head Coach

2001

Brindise, Noah	Graduate Asst./Quarterbacks Asst.
Collins, Jim	Outside Linebackers/ Special Teams Coord./Recruiting Coord.
Dixon, Dwayne	Wide Receivers
Glass, Rob	Dir. of Strength & Conditioning
Hoke, Jon	Asst. Head Coach/ Defensive Coord./Secondary
Holland, Lawson	Running Backs
Hunley, Ricky	Defensive Line
Hunt, John	Offensive Tackles
Odom, Jerry	Inside Linebackers
Speronis, Jamie	Dir. of Football Administration
Spurrier, Steve	Head Coach
Stephens, Jimmy Ray	Offensive Line/Run Game Coord.
Teevens, Buddy	Asst. Offensive Coord./Tight Ends

2000

Broadway, Rod	Defensive Line/Defensive Tackles/Extra Point/Field Goal Block
Collins, Jim	Defensive Ends/Special Teams/Punt/Punt Return/ Recruiting Coord.
Dixon, Dwayne	Wide Receivers/Kickoff/ Punt Returners/ Asst. Passing Game Coord.
Glass, Rob	Dir. of Strength & Conditioning
Hoke, Jon	Asst. Head Coach/ Defensive Coord./Secondary
Holland, Lawson	Running Backs/Co-Special Teams/Kickoff Teams/Hands Team
Hunt, John	Offensive Tackles/ Tight Ends-Running Game/ Extra Point/Field Goal Protection
Sanders, Bob	Asst. Defensive Coord./ Linebackers
Spurrier, Steve	Head Coach
Stevens, Jimmy Ray	Offensive Line/Centers and Guards/ Pass Protection Coord.
Teevens, Buddy	Passing Game Coord./Tight Ends/Wide Receivers/Kickers/Snappers/Holders

1999

Broadway, Rod	Defensive Tackles
Collins, Jim	Recruiting Coord./Weakside and Middle Linebackers
Dixon, Dwayne	Asst. Head Coach/Receivers
Glass, Rob	Dir. of Strength & Conditioning
Hoke, Jon	Defensive Coord./Secondary

NFL COACHING STAFFS - A GATOR TOUCH

As of May 21, 2015, the following former Gator players and/or coaches are coaching in the NFL.

UF Position	Years at UF	Current NFL Team	Current Position
Teryl Austin	Defensive Coordinator	2010 Detroit Lions	Defensive Coordinator
Mark DeLeone	Quality Control	2010 Kansas City Chiefs	Assistant Linebackers
Stan Drayton	Running Backs	2005-07, '10 Chicago Bears	Running Backs
Chan Gailey	Player (QB)	1971-73 New York Jets	Offensive Coordinator
George Edwards	Graduate Assistant	1991 Minnesota Vikings	Defensive Coordinator
Will Harriger	Graduate Assistant	2012-13 Seattle Seahawks	Offensive Assistant
Ike Hilliard	Player (WR)	1994-96 Washington Redskins	Wide Receivers
Marquand Manuel	Player (DB)	1998-2001 Seattle Seahawks	Secondary/Senior Def. Asst.
Mike Mularkey	Player (TE)	1980-82 Tennessee Titans	Assistant H.C./Tight Ends
Joker Phillips	Wide Receivers	2013 Cleveland Browns	Wide Receivers
Dan Quinn	Defensive Coordinator	2011-12 Atlanta Falcons	Head Coach
Kurt Roper	Offensive Coordinator	2014 Cleveland Browns	Senior Offensive Assistant
Bob Sanders	Defensive Line/Linebackers	1990-2000 Arizona Cardinals	Linebackers
Tyke Tolbert	Tight Ends	2002 Denver Broncos	Wide Receivers
Anthony Weaver	Graduate Assistant	2010 Cleveland Browns	Defensive Line
Ron Zook	Head Coach 2002-04, Asst Coach 1991-95	Green Bay Packers	Special Teams Coordinator

Holland, Lawson	Tight Ends/Special Teams Coord.
Hunt, John	Offensive Tackles
Sanders, Bob	Asst. Head Coach/ Defensive Ends/Strongside Linebackers
Spurrier, Steve	Head Coach/ Offensive Coord./Quarterbacks
Stevens, Jimmy Ray	Offensive Line Coach (Centers and Guards)
Teevens, Buddy	Running Backs

1998

Broadway, Rod	Defensive Tackles
Collins, Jim	Recruiting Coord./Weakside and Middle Linebackers
Dixon, Dwayne	Asst. Coach/Wide Receivers
Franks, Carl	Asst. Offensive Coord./Running Backs
Holland, Lawson	Special Teams Coord./Tight Ends
Sanders, Bob	Asst. Def. Coord./ Defensive Ends/Strongside Linebackers
Spurrier, Steve	Head Coach/Offensive Coord.
Spurrier Jr., Steve	Asst. Special Teams Coach/ Asst. Offensive Coach
Stephens, Jimmy Ray	Offensive Line
Stoops, Bob	Asst. Head Coach/ Defensive Coord./Secondary

1997

Broadway, Rod	Defensive Tackles
Collins, Jim	Recruiting Coord./Weakside and Middle Linebackers
Dixon, Dwayne	Asst. Coach/Wide Receivers
Franks, Carl	Asst. Offensive Coord./ Running Backs
Holland, Lawson	Tight Ends/ Co-Special Teams Coord.
Sanders, Bob	Asst. Defensive Coord./Defensive Ends
Spurrier, Steve	Head Coach
Stevens, Jimmy Ray	Offensive Line
Stoops, Bob	Asst. Head Coach/ Defensive Coord./Secondary
Wilson, Barry	Co-Special Teams Coord./ Strongside Linebackers

1996

Broadway, Rod	Defensive Tackles
Collins, Jim	Recruiting Coord./Weakside and Middle Linebackers
Dixon, Dwayne	Asst. Head Coach/Wide Receivers
Franks, Carl	Asst. Offensive Coord./ Running Backs
Holland, Lawson	Tight Ends
Sanders, Bob	Asst. Defensive Coord./ Defensive Ends
Spurrier, Steve	Head Coach
Stephens, Jimmy Ray	Offensive Line
Stoops, Bob	Asst. Head Coach/ Defensive Coord./Secondary
Wilson, Barry	Special Teams Coord./ Strongside Linebackers

1995

Broadway, Rod	Defensive Tackles
Collins, Jim	Inside Linebackers/Recruiting Coord.
Dixon, Dwayne	Asst. Coach/Wide Receivers
Franks, Carl	Asst. Offensive Coord./Running Backs

Holland, Lawson	Tight Ends
Pruett, Bob	Defensive Coord./Defensive Backs
Sanders, Bob	Asst. Defensive Coord./ Defensive Ends
Spurrier, Steve	Head Coach
Stephens, Jimmy Ray	Offensive Line
Zook, Ron	Asst. Coach/Special Teams Coord./ Nickelbacks and Strong Safeties

1994

Collins, Jim	Recruiting Coord./Tight Ends
Dixon, Dwayne	Wide Receiver
Franks, Carl	Inside Linebackers
Pruett, Bob	Defensive Coord./Defensive Backs
Reaves, John	Offensive Backfield
Sanders, Bob	Defensive Line Coord./ Defensive Ends
Spurrier, Steve	Head Coach/ Offensive Coord./Quarterbacks
Stephens, Jimmy Ray	Offensive Line
Strong, Charlie	Asst. Head Coach/ Defensive Tackles
Zook, Ron	Nickelbacks/Special Teams Coord.

1993

Anderson, Jerry	Asst. Head Coach/ Defensive Tackles
Collins, Jim	Asst. Defensive Co-Coord./ Inside Linebackers
Dixon, Dwayne	Wide Receivers
Franks, Carl	Tight Ends/Recruiting Coord.
Sanders, Bob	Asst. Defensive Co-Coord./ Gatorbacks and Banditbacks
Spurrier, Steve	Head Coach/ Offensive Coord./Quarterbacks
Stephens, Jimmy Ray	Running Backs
Strong, Charlie	Defensive Ends
Zook, Ron	Defensive Coord./Defensive Backs

1992

Anderson, Jerry	Asst. Head Coach/Defensive Tackles
Collins, Jim	Asst. Defensive Co-Coord./ Inside Linebackers
Dixon, Dwayne	Wide Receivers
Franks, Carl	Running Backs/Recruiting Coord.
McGeorge, Rich	Offensive Line
Reaves, John	Tight Ends
Sanders, Bob	Asst. Defensive Co-Coord./ Gatorbacks and Banditbacks
Spurrier, Steve	Head Coach
Strong, Charlie	Defensive Ends
Zook, Ron	Defensive Coord./Defensive Backs

1991

Anderson, Jerry	Asst. Head Coach/ Defensive Tackles
Collins, Jim	Asst. Defensive Co-Coord./ Inside Linebackers
Dixon, Dwayne	Wide Receivers
Franks, Carl	Recruiting Coord./Running Backs
McGeorge, Rich	Offensive Line
Reaves, John	Tight Ends
Sanders, Bob	Asst. Defensive Co-Coord./ Outside Linebackers/Gatorbacks
Spurrier, Steve	Head Coach

Strong, Charlie	Defensive Ends
Zook, Ron	Defensive Coord./Defensive Backs

1990

Anderson, Jerry	Defensive Tackles
Bates, Jim	Defensive Coord./Secondary
Collins, Jim	Weakside Linebackers/ Strong Safeties
Dixon, Dwayne	Wide Receivers
Franks, Carl	Running Backs
Marcum, Tim	Inside Linebackers
McGeorge, Rich	Offensive Line
Reaves, John	Tight Ends
Sanders, Bob	Defensive Ends
Spurrier, Steve	Head Coach

1989

Anderson, Jerry	Tight Ends and Special Teams
Cubit, Bill	Quarterbacks
Darnell, Gary	Defensive Coord./ Inside Linebackers
Dickey, Jim	Defensive Backs
Hall, Galen	Head Coach
Jordan, Whitey	Offensive Coord./Running Backs
Kokemoor, Roy	Wide Receivers
Maggio, Phil	Offensive Line
Norris, Rex	Defensive Line
Strong, Charlie	Outside Linebackers

1988

Amedee, Lynn	Offensive Coord./Quarterbacks
Anderson, Jerry	Tight Ends/Special Teams
Darnell, Gary	Defensive Coord./ Inside Linebackers
Dickey, Jim	Defensive Backs
Hall, Galen	Head Coach
Kirksey, Larry	Running Backs
Kokemoor, Roy	Wide Receivers
Maggio, Phil	Offensive Line
Norris, Rex	Defensive Line
Strong, Charlie	Outside Linebackers

1987

Anderson, Jerry	Tight Ends/Special Teams
Brooks, Dan	Defensive Line (Middle Guards)
Coughlin, Dan	Defensive Line
Dickey, Jim	Inside Linebackers
Hall, Galen	Head Coach
Heimerdinger, Mike	Wide Receivers/Quarterbacks
Kirksey, Larry	Running Backs
Maggio, Phil	Offensive Line
Smith, Ty	Outside Linebackers
Yaralian, Zaven	Defensive Coord./Defensive Backs

1986

Anderson, Jerry	Special Teams
Brooks, Dan	Defensive Line
Coughlin, Dan	Defensive Line
Dickey, Jim	Inside Linebackers
Hall, Galen	Head Coach
Heimerdinger, Mike	Wide Receivers
Kirksey, Larry	Running Backs
Maggio, Phil	Offensive Line
Smith, Ty	Outside Linebackers
Tuten, Rich	Strength & Conditioning

Yaralian, Zaven	Defensive Coord./ Defensive Backs
-----------------	--------------------------------------

1985

Anderson, Jerry	Special Teams
Bailey, Charlie	Defensive Coord./ Inside Linebackers
Brooks, Dan	Defensive Line
Coughlin, Dan	Defensive Line
Hall, Galen	Head Coach
Heimerdinger, Mike	Wide Receivers
Kirksey, Larry	Running Backs
Maggio, Phil	Offensive Line
Smith, Ty	Outside Linebackers
Tuten, Rich	Strength & Conditioning
Yaralian, Zaven	Defensive Backs

1984

Adams, Dwight	Asst. Head Coach for Personnel and Administration (Special Teams)
Coughlin, Dan	Defensive Line
Hall, Galen	Offensive Coord./Quarterbacks
Heimerdinger, Mike	Wide Receivers
Kines, Joe	Asst. Head Coach/ Defensive Coord./Inside Linebackers
Kirksey, Larry	Running Backs
Maggio, Phil	Offensive Line
Pell, Charley	Head Coach
Smith, Ty	Outside Linebackers
Tuten, Rich	Strength & Conditioning
Yaralian, Zaven	Defensive Backs

1983

Adams, Dwight	Special Teams and Squad Development
Coughlin, Dan	Defensive Line
Heimerdinger, Mike	Wide Receivers
Kendrick, Vince	Running Backs
Kines, Joe	Defensive Coord./ Inside Linebackers
Maggio, Phil	Offensive Line
Pell, Charley	Head Coach
Shanahan, Mike	Asst. Head Coach/ Offensive Coord./Quarterbacks
Smith, Ty	Outside Linebackers
Tuten, Rich	Strength & Conditioning
Yaralian, Zaven	Defensive Backs

1982

Adams, Dwight	Outside Linebackers/ Special Teams
Andrews, Mickey	Defensive Secondary
Bugar, Mike	Defensive Line
Gardner, Jeff	Asst. Offensive Line
Kendrick, Vince	Running Backs
Kines, Joe	Defensive Coord./ Inside Linebackers
Maggio, Phil	Offensive Line
McGraw, Sonny	Administrative Asst./ Head of Recruiting
McGriff, Lee	Wide Receivers
Pell, Charley	Head Coach
Shanahan, Mike	Offensive Coord./Quarterbacks
Slowik, Bob	Asst. Defensive Backfield
Tuten, Rich	Strength & Conditioning

1981

Adams, Dwight Outside Linebackers/
Special Teams
Andrews, Mickey Defensive Secondary
Bugar, Mike Defensive Line
Kendrick, Vince Running Backs
Kines, Joe Defensive Coord./
Inside Linebackers
Maggio, Phil Offensive Line
(Tackles and Tight Ends)
McGraw, Sonny Administrative Asst./
Head of Recruiting
McGriff, Lee Wide Receivers
Pell, Charley Head Coach
Rudgers, Jim Offensive Line
(Centers and Guards)
Shanahan, Mike Offensive Coord./Quarterbacks
Slowik, Bob Asst. Defensive Backfield
Tuten, Rich Strength & Conditioning

1980

Adams, Dwight Defensive Ends
Bugar, Mike Defensive Line
Kendrick, Vince Running Backs
Kines, Joe Linebackers
King, Jim Offensive Line
Knight, Virgil Strength & Conditioning
Lyle, Charlie Defensive Backs
Maggio, Phil Asst. Offensive Line
McGraw, Sonny Administrative Asst./
Head of Recruiting
McGriff, Lee Wide Receivers
Parker, Jim Administrative Asst.
Pell, Charley Head Coach
Shanahan, Mike Offensive Coord./Quarterbacks
Slowik, Bob Asst. Defensive Backfield
Waters, Wright Asst. Athletic Director/
Student Life

1979

Adams, Dwight Defensive Ends
Aldridge, Denny Quarterbacks
Dicks, Wesley Asst. Offensive Line
Jenkins, Pete Defensive Line
Kines, Joe Linebackers
King, Jim Offensive Line
Knight, Virgil Strength & Conditioning
Lyle, Charlie Defensive Backs
McGraw, Sonny Administrative Asst./
Head of Recruiting
McGriff, Lee Wide Receivers
Morand, Elroy Running Backs
Parker, Jim Administrative Asst.
Pell, Charley Head Coach
Waters, Wright Academic Counselor

1978

Brown, Don Tight End Coach/Chief Recruiter
Dickey, Doug Head Coach
Helton, Kim Offensive Line
Knotts, Doug Defensive Coord./Linebackers
Lyle, Charlie Defensive Secondary
McGriff, Lee Wide Receivers
Parker, Jim Asst. Offensive Backfield
Spurrier, Steve Offensive Backfield/Quarterbacks/Running

Backs

Stephens, Jimmy Offensive Line Asst.
Talbot, Randy Recruiting/
Alumni Association Asst.
Thompson, III, Jack Defensive Line

1977

Brown, Don Tight End and Tackles/
Chief Recruiter
Dickey, Doug Head Coach
Dunn, Jimmy Offensive Coord.
Hall, Jack Kickers and Weights Coach
Hatfield, Ken Wide Receivers/Running Backs
Helton, Kim Interior Offensive Line
Knotts, Doug Defensive Coord./Linebackers
Reed, Lambert Defensive Interior
Thompson, III, Jack Defensive Ends
Trammell, Allen Defensive Secondary

1976

Brown, Don Tight Ends and Tackles/
Chief Recruiter
Dickey, Doug Head Coach
Dunn, Jimmy Offensive Coord.
Hall, Jack Kickers and Weights Coach
Hatfield, Ken Wide Receivers/Running Backs
Helton, Kim Interior Offensive Line
Johnson, Brooks Recruiting/Sprint Coach
Knotts, Doug Defensive Coord./Linebackers
Niblack, Jim Head Junior Varsity Coach
Reed, Lambert Defensive Interior
Thompson, III, Jack Defensive Ends
Trammell, Allen Defensive Secondary

1975

Brown, Don Tight Ends and Tackles/
Administrative Asst.
Dickey, Doug Head Coach
Dunn, Jimmy Offensive Coord.
Fuller, Dave Scout Team/Kickers
Fulton, Charles Recruiting Coord./Scouting/
Junior Varsity Coach
Hall, Jack Head Freshmen Coach
Hatfield, Ken Wide Receivers
Helton, Kim Interior Offensive Lineman
Knotts, Doug Defensive Coord./Linebackers
Reed, Lambert Defensive Interior
Thompson, III, Jack Defensive Ends
Trammell, Allen Defensive Secondary

1974

Breaux, Don Wide Receivers
Brown, Don Tight Ends and Tackles/
Administrative Asst.
Carr, Bill Academic Supervisor/
Asst. Coach and Scout
Dickey, Doug Head Coach
Dunn, Jimmy Offensive Coord.
Fuller, Dave Scout Team Coach
Fulton, Charles Recruiting Coord./Scouting/
Freshmen Coach
Hall, Jack Head Freshmen Coach
Hatfield, Ken Defensive Secondary
Helton, Kim Interior Offensive Line
Knotts, Doug Defensive Coord./Linebackers

Thompson, III, Jack Defensive Line
Trammell, Allen Defensive Ends
Webster, Jim Freshmen Defense and Scouting/Recruiting

1973

Breaux, Don Wide Receivers
Brown, Don Tight Ends and Tackles/
Administrative Asst.
Carr, Bill Academic Supervisor/
Asst. Coach and Scout
Dickey, Doug Head Coach
Dunn, Jimmy Offensive Coord./
Quarterbacks/Running Backs
Fuller, Dave Scout Team Head Coach
Fulton, Charles Freshmen Backfield and Scouting
Hall, Jack Freshmen Team Head Coach
Hatfield, Ken Defensive Secondary
Helton, Kim Interior Offensive Line
Knotts, Doug Defensive Coord./Linebackers
Thompson, III, Jack Defensive Line
Trammell, Allen Freshmen Defense/Recruiting

1972

Brown, Don Tight Ends and Tackles/
Administrative Asst.
Carr, Bill Academic Supervisor/
Asst. Coach and Scout
Deal, Don Running Backs
Dickey, Doug Head Coach
Dunn, Jimmy Offensive Coord./
Quarterbacks/Split Receivers
Fuller, Dave Scout Team Coach
Fulton, Charles Freshmen Backfield and Scouting
Hall, Jack Head Freshmen Coach
Hatfield, Ken Defensive Secondary
Haynes, Jimmy Offensive Line
Knotts, Doug Defensive Coord./Linebackers
Thompson, III, Jack Defensive Line
Trammell, Allen Freshmen Defense/Recruiting

1971

Brown, Don Tight Ends/Administrative Asst.
Deal, Don Head Freshmen Coach/
Academic Supervisor
Dickey, Doug Head Coach
Dunn, Jimmy Offensive Coord./
Quarterbacks/Wide Receivers
Fuller, Dave Scout Team Coach
Hall, Jack Chief Recruiting Coord./
Asst. Coach
Hatfield, Ken Defensive Secondary
Haynes, Jimmy Offensive Line
Infante, Lindy Running Backs
Jones, Jack Defensive Ends
Knotts, Doug Defensive Coord./Linebackers
Thompson, III, Jack Defensive Interior

1970

Brown, Don Defensive Secondary
Deal, Don Asst. Scout Team Coach/
Academic Supervisor
Dickey, Doug Head Coach
Dunn, Jimmy Offensive Coord./
Quarterbacks/Wide Receivers
Fulcher, Bill Offensive Line

Fuller, Dave Scout Team Coach
Hall, Jack Chief Recruiting Coord./
Asst. Coach
Haynes, Jimmy Head Freshmen Coach
Infante, Lindy Running Backs
Knotts, Doug Defensive Coord./
Defensive Interior
McGowan, Bubba Recruiting Coord./
Freshmen Backs Coach
McKinney, George Linebackers
Thompson, III, Jack Defensive Ends

1969

Brown, Don Defensive Backfield
Ellenson, Eugene Asst. Head Coach/
Head Defensive Coach
Fuller, Dave Scout-Team Coach
Graves, Ray Head Coach/Director of Athletics
Haynes, Jimmy Offensive Asst.
Infante, Lindy Head Freshmen Coach
Kensler, Edward Offensive Line
McGowan, Bubba Wide Receivers
Pancoast, Fred Head Offensive Coach/
Offensive Backfield
Smith, Charles "Rabbit" Head Recruiter
Thompson, III, Jack Defensive Interior Lineman
Westbrook, Jack Freshmen Backfield/Scouting/Academic
Supervisor

1968

Brown, Don Defensive Backfield
Ellenson, Eugene Asst. Head Coach/
Head Defensive Coach
Fuller, Dave B-Team Coach
Graves, Ray Head Coach
Haynes, Jimmy Head Freshmen Coach
Infante, Lindy B-Team Coach
Kensler, Edward Head Offensive Coach/
Offensive Line
McGowan, Bubba Offensive End
Pancoast, Fred Offensive Backfield
Smith, Charles "Rabbit" Head Recruiter
Thompson, III, Jack Defensive Interior Line
Westbrook, Jack Freshmen Backfield/Scouting/Academic
Supervisor

1967

Brown, Don Defensive Ends
Ellenson, Eugene Asst. Head Coach/
Head Defensive Coach
Fuller, Dave B-Team Coach
Graves, Ray Head Coach/Director of Athletics
Kensler, Edward Head Offensive Coach/
Offensive Line
Kinard, Billy Defensive Backfield
McGowan, Bubba Offensive Ends
Pancoast, Fred Offensive Backfield
Smith, Charles "Rabbit" Head Recruiter
Thompson, III, Jack B-Team Coach
Travis, Larry Head Freshmen Coach

1966

Brown, Don Defensive Ends
Ellenson, Gene Asst. Head Coach/
Head Defensive Coach

Fuller, David	B-Team Coach
Graves, Ray	Head Coach
Kensler, Ed	Head Offensive Coach/ Offensive Line
Kinard, Billy	Defensive Backs
McGowan, Bubba	Offensive Ends
Pancoast, Fred	Offensive Backfield
Smith, Charles "Rabbit"	Head Recruiter
Thompson, III, Jack	B-Team Coach
Travis, Larry	Head Freshmen Coach

1965

Brown, Don	Defensive Ends
Eibner, John	Head B-Team Coach/Head Scout
Ellenson, Gene	Asst. Head Coach/ Head Defensive Coach
Fuller, David	Head Freshmen Coach
Graves, Ray	Head Coach
Kensler, Ed	Head Offensive Coach/ Offensive Line
Kinard, Billy	Defensive Backs
McGowan, Bubba	Offensive Ends
Pancoast, Fred	Offensive Backfield
Smith, Charles "Rabbit"	Head Recruiter
Travis, Larry	Asst. B-Team Coach

1964

Brown, Don	Defensive Ends
Eibner, John	Head Scout/B-team Coach
Ellenson, Gene	Defensive Coord.
Fuller, Dave	Freshmen Head Coach
Graves, Ray	Head Coach
Kensler, Ed	Offensive Line
Kinard, Billy	Defensive Backs
Pancoast, Fred	Offensive Ends
Rodgers, Pepper	Offensive Coord.
Smith, Charles "Rabbit"	Head Recruiter
Travis, Larry	B-Team Asst.

1963

Brown, Don	Offensive Line
Donaldson, John	Head Freshmen Coach
Dunn, Jimmy	Defensive Backfield
Dupree, Sterling	Head Recruiter
Eibner, John	Asst. Coach/Head Scout
Ellenson, Gene	Defensive Coach
Fuller, Dave	Asst. Varsity Coach
Graves, Ray	Head Coach/Athletic Director
Mooney, Ottis	Asst. Defensive Coach
Rodgers, Pepper	Offensive Coord.

1962

Brown, Don	Asst. Defensive Line
Donaldson, Jack	Defensive Backfield
Dunn, Jimmy	Asst. Backfield
Dupree, Sterling	Head Recruiter
Eibner, John	Asst. Coach/Head Scout
Ellenson, Gene	Offensive Line
Fuller, Dave	Head Freshmen Coach
Graves, Ray	Head Coach/Athletic Director
Green, Jack	Athletic Director Asst./ Defensive Coach
Rodgers, Pepper	Offensive Coord.

1961

Donaldson, John	Asst. Coach
Dunn, Jimmy	Asst. Coach
Dupree, Sterling	Asst. Coach/Head Recruiter
Eibner, John	Asst. Coach/Head Scout
Ellenson, Gene	Asst. Coach
Fuller, Dave	Asst. Coach
Graves, Ray	Head Coach/Athletic Director
Green, Jack	Asst. Coach
Powell, Jim	Asst. Coach
Rodgers, Pepper	Asst. Coach

1960

Donaldson, John	Asst. Coach
Dunn, Jimmy	Full Student Asst. Coach
Eibner, John	Asst. Coach/Head Scout
Ellenson, Gene	Asst. Coach
Fuller, Dave	Freshmen Football Coach
Graves, Ray	Head Coach/Athletic Director
Green, Jack	Asst. Coach
Mauer, John	Defensive Ends
Powell, Jim	Offensive Ends
Rodgers, Pepper	Asst. Coach
Scarborough, Earl	Linebackers

1959

Cara, Mac	Offensive Backfield
Foldberg, Hank	Offensive Line
Fuller, Dave	Defensive Backfield
Hooser, Hobe	Defensive Line
Jones, Dick	Asst. Coach
Lyle, Sam	Asst. Coach
Mauer, John	Defense Ends/Linebackers
Powell, Jim	Head Freshmen Coach
Robinson, Harvey	Head Backfield Coach
Scarborough, Earl	Asst. Coach
Woodruff, Bob	Head Coach/Athletic Director

1958

Cara, Mac	Offensive Backfield
Foldberg, Hank	Offensive Line
Fuller, Dave	Defensive Backfield
Hooser, Hobe	Defensive Line
Jones, Dick	Asst. Coach
Mauer, John	Defensive Ends
Powell, Jim	Head Freshmen Coach
Robinson, Harvey	Head Backfield Coach
Scarborough, Earl	Asst. Coach
Woodruff, Bob	Head Coach/Athletic Director

1957

Cara, Mac	Asst. Coach
Eibner, John	Head Scout/Asst. Coach
Foldberg, Hank	Offensive Line
Fuller, Dave	Asst. Backfield
Hooser, Hobe	Defensive Line
Jones, Dick	Asst. Coach
Mauer, John	Defensive Ends
Robinson, Harvey	Head Backfield Coach
Scarborough, Earl	Asst. Coach
Woodruff, Bob	Head Coach/Athletic Director

1956

Cara, Mac	Asst. Coach
Eibner, John	Asst. Coach/Head Scout

Foldberg, Hank	Offensive Line
Fuller, Dave	Asst. Backfield
Hooser, Hobart	Defensive Line
Jones, Dick	Asst. Coach
Mauer, John	Defensive Ends
Robinson, Harvey	Head Backfield Coach
Tate, Charlie	Freshmen Football Coach
Woodruff, Bob	Head Coach/Athletic Director

1955

Cara, Mac	Asst. Coach
Eibner, John	Head Scout/Asst. Coach
Foldberg, Hank	Offensive Line
Fuller, Dave	Freshmen Coach
Hall, Dale	Offensive Backs
Hooser, Hobe	Defensive Line
Jones, Dick	Asst. Coach
Mauer, John	Defensive Ends
Robinson, Harvey	Defensive Backs
Woodruff, Bob	Head Coach/Athletic Director

1954

Cara, Mac	Backfield
Eibner, John	Head Scout
Foldberg, Hank	Offensive Line and Ends
Fuller, Dave	Freshmen Coach
Hall, Dale	Offensive Backs
Hooser, Hobe	Defensive Line
Jones, Dick	Freshmen Coach
Mauer, John	Defensive Backs and Ends
Woodruff, Bob	Head Coach/Athletic Director

1953

Eibner, John	Head Scout
Foldberg, Hank	Offensive Line and Ends
Fuller, Dave	Defensive Backs
Cara, Mac	Offensive Backs
Hooser, Hobart	Defensive Line
Lyle, Sam	Asst. Coach
Powell, Jim	Freshmen Coach
Mauer, John	Defensive Backs and Linebackers
Rauch, John	Quarterbacks
Woodruff, Bob	Head Coach/Athletic Director

1952

Cara, Mac	Asst. Coach
Eibner, John	Head Scout
Foldberg, Hank	Offensive Line and Ends
Fuller, Dave	Asst. Backfield
Hooser, Hobe	Defensive Line
Robinson, Harvey	Head Backfield
Jones, Dick	Freshmen Coach
Mauer, John	Defensive Backs and Ends
Scarborough, Earl	Asst. Coach
Woodruff, Bob	Head Coach/Athletic Director

1951

Coleman, Tonto	Offensive Ends/ Head B-Team and Freshmen
Dellastatious, Bill	Asst. Coach
Eibner, John	Offensive Line
Fuller, Dave	Asst. Coach
Hooser, Hobe	Defensive Line
Kynes, Jimmy	Student Asst.
Mauer, John	Defensive Backs

Montsdeoca, Fred	Student Asst.
Sauer, John	Offensive Backs
Woodruff, Bob	Head Coach/Athletic Director

1950

Batista, Julius "Mush"	Freshmen Asst.
Broyles, Frank	Defensive Backs
Coleman, Tonto	Head Freshmen Coach
Eibner, John	Offensive Line
Fuller, Dave	Freshmen Asst.
Hooser, Hobe	Defensive Line
McAllister, Sam	B-Team Coach
Sauer, John	Offensive Backs
Woodruff, Bob	Head Coach/Athletic Director

1949

Batista, Julius "Mush"	Freshmen Line Coach
Dupree, Sterling	Backfield Coach
Fuller, Dave	Freshmen Backfield Coach
McAllister, Sam	Scout Team Coach
Severin, Paul	Head Freshmen Coach
Shoemaker, Perron	End Coach
Twomey, Ted	Line Coach
Wolf, Raymond "Bear"	Head Coach/Athletic Director

1948

Batista, Julius "Mush"	Freshmen Line Coach
Dupree, Sterling	Backfield Coach
Fuller, Dave	Freshmen Backfield Coach
McAllister, Sam	Head Freshmen Coach
Severin, Paul	End Coach
Twomey, Ted	Line Coach
Wolf, Raymond "Bear"	Head Coach/Athletic Director

1947

Batista, Julius "Mush"	Asst. Coach
Brannon, Buster	Backfield Coach
Fuller, Dave	Asst. Coach
McAllister, Sam	Freshmen Coach
Severin, Paul	End Coach
Twomey, Ted	Line Coach
Wolf, Raymond "Bear"	Head Coach/Athletic Director

1946

Batista, Julius "Mush"	Asst. Coach
Brannon, Buster	Backfield Coach
McAllister, Sam	Freshmen Coach
Fuller, Dave	Asst. Coach
Severin, Paul	End Coach
Twomey, Ted	Line Coach
Wolf, Raymond "Bear"	Head Coach/Athletic Director

FLORIDA FOOTBALL ALL-TIME LETTERWINNERS

Efforts have been made to make this list as accurate as possible. We will gladly consider any corrections, additions or deletions to this list.

Send to: SJIDmail@gators.ufl.edu
Attention: Football Lettermen

AAA

Abbott, Frederic M.	1970, 71, 72
Abdelnour, Thomas A.	1967, 68, 69
Ackerman, Brady	1990, 91
Adams, Andre E.	1985
Adams, Cody	2013
Adams, Lawrence H.	1971, 74
Adams, Roger	1944
Adkins, Mitty	1948, 49
Adkins, Robert M.	1974, 77
Agee, Joseph R., III	1969
Ajagbe, Gideon	2011, 13, 14
Alajajian, Nick	2010, 11
Albertson, Arthur	1906
Albury, Charles D.	1968, 69
Alderman, Tom	1906
Alexander, Bennie	1998, 99, 2000, 01
Alford, Lutrell	2007
Allen, Joseph L.	1973, 74, 75
Allen, Richard A.	1956, 57, 59
Allen, Tremayne	1995, 96
Allen, William Theo	1982
Alli, Stephen	2010, 11, 12
Alvarez, Carlos	1969, 70, 71
Amelung, Frank A., Jr	1967, 68, 69
Anderson, Anthony L.	1973, 74
Anderson, B. G.	1920
Anderson, C. A.	1919, 20
Anderson, Charlie "Neal"	1982, 83, 84, 85
Anderson, Eric	1984
Anderson, Jerry D.	1964, 65, 66
Anderson, Kris H.	1971, 72, 73
Anderson, Markihe	2006, 07, 08, 09
Anderson, Myrick R.	1989, 90, 91, 92
Anderson, R. T.	1931
Anderson, Tom	1931
Anderson, W. F.	1925
Andrades, Raphael	2012
Anthony, Reidel	1994, 95, 96
Antwine, Brandon	2006, 08, 09, 10
Anzalone, Alex	2013, 14
Archie, Pete	1991, 92
Arfaras, Nicholas I.	1958, 59, 60
Armstrong, Scott W.	1984, 85, 86
Armstrong, Trace	1988
Ash, Terry D.	1970
Atkins, Avery	2005
Augustine, Zephirin	2002, 03, 04
Aust, Clifton E.	1971, 72, 73
Aydt, Timothy E.	1975, 76, 77
Ayers, William	1957, 58

BBB

Badeaux, Ernie	1996
Baeszler, Marquis C.	1964, 65, 66

Bagwell, Archie	1940
Bailey, Cory	2001, 02, 03, 04
Baker, Dallas	2003, 04, 05, 06
Baker, Henry	1908, 09
Baker, Jay S.	1985
Baker, P. O.	1916, 19, 20
Baker, Tyrone	1994, 96, 97
Balas, Leonard C.	1950, 51, 52
Baldry, Derek	2007
Baldwin, Gregory S.	1988, 89
Ball, Clinton R.	1973, 74, 75
Ball, Neiron	2010, 12, 13, 14
Barber, John	1942
Barber, Terence B.	1988, 89, 90
Barber, Vernon S.	1973, 74, 75, 76
Barchan, Joseph	1922
Barfield, John W.	1965, 66, 67
Barker, Allie	1951
Barnard, David	1992, 93, 94, 95
Barnes, Donald L.	1952
Barnhart, David L.	1968
Barr, Jimmy D.	1969, 71
Barrett, Donald James	1964, 65, 66
Barrington, Glenn	1942
Barrow, Gregory John	1980
Barrow, John B.	1953, 54, 55, 56
Barrs, Albert	1906
Bartleson, Charles	1908
Bartley, Ephesians	1988, 89, 90, 91
Bartley, Jason	1992, 93, 94, 95
Bartruff, William Owen	1986, 87, 88
Bass, Billy	1952, 53, 54
Bates, James	1993, 94, 95, 96
Batten, Thomas E., Jr	1961, 62
Battista, Julius B.	1938, 39, 40
Battle, Ronnie	1994, 95, 96, 97
Beach, James E.	1948, 49
Beauchamp, Tim	1995, 96, 97
Beaver, James E.	1959, 60, 61
Beavin, Paul T.	1987
Beck, Cecil	1925, 26, 27
Beck, George	1933
Beckman, Lars E.	1964, 65
Beckwith, Jack	1933, 34, 35
Beeler, P. R.	1912
Beemer, Gary	2010
Belden, Douglas R.	1946, 47, 48
Bell, Kerwin D.	1984, 85, 86, 87
Bell, Reed	1944
Bell, Steven	2003
Bell, William R.	1977, 78, 79
Benjamin, Basil	1986
Bennek, William I.	1977, 78
Bennett, Bruce	1963, 64, 65
Bennett, Franklin	1936
Beno, Andy	1939
Benson, James E., Jr	1964, 65, 66
Bentfrou, W.	1921
Berlin, Brock	2000, 01
Bernhard, Drayton	1931, 32, 33
Bernhardt, James T., III	1963, 64
Berry, John J.	1938
Bethea, L. R.	1928, 29, 30
Bie, O. A.	1922
Bilinski, Leo	1933
Bilkie, Chris	1991, 92, 93, 94
Billett, Rodney Charles	1982, 83, 84
Billins, Mike V.	1989

Bilyk, Gerald L.	1952, 53, 54
Bishop, Homer	1925
Bishop, Howard	1925, 26, 27
Bishop, Thomas W.	1946, 47
Black, Ahmad	2007, 08, 09, 10
Blackett, Roderick	2007, 08
Blackshear, Cheston	1996, 97, 98, 99
Blair, Richard H.	1957
Blair, Steven S.	1975, 76, 77
Blalock, Jack	1957, 58
Blank, Ralph	1941
Blavi, Richard H.	1957
Blaylock, Andrew	2009
Bludworth, David H.	1961
Boardman, Hollis C.	1971, 72, 73
Boateng, Nyan	2005
Boedy, Robert F.	1972, 73
Bolduc, Norman	1991
Bolton, William O., Jr.	1954, 55, 56
Bond, John S., Jr.	1924
Bond, William B.	1928
Boney, Clark H., Jr.	1955, 56, 57
Bono, Louis	1927, 28
Booker, William E.	1954, 55, 56
Booth, James K.	1971
Borajkiewicz, Joseph L.	1981
Bostic, Jonathan	2009, 10, 11, 12
Bostwick, Jay-nard	2014
Bowden, David R.	1972, 73
Bowen, Hunter S.	1969, 70
Bowen, Paul	1994
Bowyer, Ernest J.	1926, 27, 28
Bracken, Andrew J.	1941, 42
Bradley, Victor Andrew	1981
Branch, Harold T.	1948
Brandon, Michael B.	1989, 90, 91
Brannon, C. S.	1917
Brannon, Hill, Jr.	1950, 51, 52
Brantley, Caleb	2014
Brantley, John, III	1977, 78
Brantley, John, IV	2008, 09, 10, 11
Brantley, Richard A.	1957, 58, 59
Brantley, Scot E.	1976, 77, 78, 79
Braun, Chris	1993, 94
Bray, H. Thompson	1947, 48
Bretsch, Kenneth P.	1957
Brewer, Rodney L.	1984, 85, 86
Brindise, Noah	1995, 96, 97
Brinson, Larry S.	1973, 74, 75, 76
Brissett, Jacoby	2011, 12
Broadus, Loren A.	1947, 48, 49, 50
Brock, Paul	1936, 37
Brodsky, Joe	1953, 54, 55, 56
Brodsky, Joseph, Jr.	1978
Bromley, Chris R.	1987, 88, 89, 90
Bromley, Philip Eugene, III	1981, 82, 83, 84
Brooks, Hubert E.	1950, 51, 52
Brooks, Nick	2005, 06
Brooks, Rodney Andrew	1978, 80
Brown, Aaron	1948, 49
Brown, Alex	1998, 99, 2000, 01
Brown, Ben	1998, 99, 2001
Brown, Donald E.	1949, 50, 51
Brown, J. Alton	1933, 34, 35
Brown, J. Henry	1984, 85, 86, 87
Brown, Jeremy	2010, 12, 13
Brown, Johnell	1979, 80, 81, 82
Brown, Joseph B.	1964, 65

Brown, Lomas	1981, 82, 83, 84
Brown, Mack	2011, 12, 13, 14
Brown, Merrell R.	1961, 62, 63
Brown, Mike	1990
Brown, Paul	1932
Brown, Ray T.	1952, 53, 54, 55
Brown, Richard	1923, 24, 25
Brown, Teako	1995, 96, 97, 98
Brown, Trell	1977
Brown, Trenton	2013, 14
Brown, Varoly Augusta	1979, 80, 81, 82
Brown, Vernell, Jr.	2002, 03, 04, 05
Brown, Vernell, Sr.	1982, 83, 84, 85
Brown, Wallace	1933, 34
Browne, Richard S.	1971, 72, 73
Browning, Pat	1995, 97
Brumbaugh, Carl	1927, 28
Brumby, Robert	1924
Bryan, Joe	1927, 28
Bryan, Scott	1996, 97, 98
Bryan, William E.	1932, 33
Bryant, G. K.	1925
Bucha, Mike	1938, 39, 40
Buchanan, Richard A.	1969, 70, 71
Buck, Shaw	1931
Buie, A. P.	1910, 11, 12, 13
Bullard, Jonathan	2012, 13, 14
Bullard, Thaddeus	1997, 98, 99, 2000
Bullock, J. R.	1933
Bullock, J. E.	1911, 12, 13
Burch, Shannon Leonard	1978, 81
Burden, Gregory H.	1984, 85
Burdgess, Derrick E.	1977, 78
Burford, Robert R.	1954, 55, 56
Burgess, John E.	1952, 53, 54, 55
Burgess, Rick	2009
Burke, William C.	1954
Burnett, John	1925
Burnett, P. H.	1922
Burnett, Webbie D.	1986, 87
Burns, Jack C.	1968, 69, 70
Burroughs, John	1935
Burton, Clay	2011, 12, 13, 14
Burton, Trey	2010, 11, 12, 13
Bushnell, Adrian	2009
Bushnell, Byron	1915
Butler, Alvin	2004
Butler, Alvin B.	1972, 73, 74
Butler, Gene	1932
Butler, Lance	2003, 04, 05
Butz, Clyde O.	1959
Byers, Bernarr M.	1968
Byrd, C. Y.	1922
Byrd, Walter O'Neal	1982, 84, 85, 86
Byrge, Earl	1965

CCC

Cahill, Leo	1939, 40, 41
Cain, Herbert A.	1976
Cain, Hunter	2005
Cain, John J.	1976
Caldwell, Andre	2003, 04, 06, 07
Caldwell, Reche	1999, 2000, 01
Calhoun, Kelvin	1988
Callahan, Melton V.	1965
Cameron, Glenn S.	1972, 73, 74
Cameron, Jeff	1982

Dye, Dewey 1918
Dyer, James A. 1944, 45

EEE

Earman, J. G. 1906
Easley, Dominique 2010, 11, 12, 13
Easmon, Willie Chas "Ricky" 1981, 82, 83, 84
Eastman, Ward T. 1973
Eaton, James M. 1955, 56
Eckdahl, Jack L. 1967, 68, 69
Ecker, Gary 1971
Edge, Dwight 1997, 98
Edge, Shayne 1991, 92, 93, 94
Edgington, Dan T. 1957, 58, 59
Edmiston, Bart 1992, 95, 96
Edmonds, Maurice 1950, 51, 52
Edwards, Lorenzo 2008, 09, 10
Eggerton, D. C. 1909, 10
Elam, Matt 2010, 11, 12
Ellenburg, James S. 1958, 59
Eller, Paul 1938, 39, 40, 41
Ellis, Brent C. 1987, 88, 89, 90
Ellis, Gary Richard 1982, 83, 84
Ellis, Kennard 2000, 01
Ellis, Tracy 1988
Ellison, Melvin Alan 1982, 83, 84
Ellison, Sandy 1969
Ely, Mark M. 1967, 68, 69
Ely, Stephen 1968
Embry, W. E. 1914, 15
Emmelhainz, Allen E. 1931
Enclade, Ronald 1974, 75, 76, 78
Entzminger, Percy 1941
Entzminger, Wade D. 1961, 62
Eppert, Kenneth 1934, 35
Epps, Troy 2009
Estopinan, Javier 2004, 06, 07, 08
Evans, Frank 1923
Evans, James H. 1941
Evans, Jerome 1994, 95, 96
Evans, John 1937
Evans, Josh 2009, 10, 11, 12
Everett, Earl 2003, 04, 05, 06
Everett, Tre 1990, 91, 92
Ewaldsen, Paul H. 1965, 66, 67
Ewell, Cecil D., Jr. 1960, 61
Ewing, Steven R. 1986, 87

FFF

Fain, Richard A. 1987, 88, 89, 90
Fair, Warren 1957
Fairbanks, John 2008, 09, 10
Faix, John W. 1968, 70, 71
Fannin, David E. 1958, 59
Farmer, Henry B., Jr. 1961, 62
Farrior, J. R., Jr. 1913, 14, 15, 16
Farrior, Matt 2000, 01, 02, 03
Fason, Ciattrick 2002, 03, 04
Faulkner, Christopher 1979, 80, 81, 82
Favata, John J. 1945
Fayson, Jarred 2006, 07
Feiber, John K. 1964, 65
Ferdinand, Lester 1992
Ferguson, Dwayne M. 1986
Ferguson, Forest 1939, 40, 41
Ferguson, Joseph 1997, 98

Ferguson, McDonald 1994, 95, 96
Fernald, G. F. 1917
Ferrazzi, S. W. 1931, 32, 33
Ferrigno, Carmen 1939, 40, 41
Ferris, Drew 2011, 13, 14
Field, Michael S. 1970
Fields, Charles 1942, 46, 47
Fields, Wayne G. 1972, 73, 74, 75
Fike, Dan C., Jr. 1979, 80, 81, 82
Filley, Chad 1998
Finley, Dee 2009
Fiorillo, William S. 1978
Fisher, Brian 1992
Fisher, James D. 1974, 75, 76
Fisher, Robin Lynn 1979, 80, 81
Fleming, Charles 1933
Fleming, Dennis W. 1976
Fleming, Don 1956, 57, 58
Fleming, Nick 2005
Fleming, Reid 2000, 01, 02, 03
Flournoy, Melvin A. 1976, 77
Flowers, Robert J. 1950, 51
Floyd, John P. 1974
Floyd, Sharif 2010, 11, 12
Foldberg, Henry C. 1971, 72, 73
Forbes, Robert G. 1944, 46, 47
Force, Wilbur H. 1947
Ford, Herbert G. 1920
Forrester, David D. 1975, 76, 77
Forrester, Dennis D. 1975, 76, 77
Forsyth, Don 1931
Foster, R. E., III 1968
Fountain, Johnny 1931
Fowler, Dante, Jr. 2012, 13, 14
Fox, Brian 1990, 91
Foy, Terrence 1993
Francis, John David 1985, 86, 88, 89
Franco, Richard J. 1969, 70, 71
Franklin, Jim 1991
Fraser, Ryan Taylor 1980, 81, 82
Frazier, Daryl 1993
Frazier, Edward E. 1987
Frazier, Rod 1997, 98, 99, 2000
Freeman, H. E. 1914
Freeman, Judson 1934
Freeman, Kevin 1991, 92, 93, 94
Freeman, Wilson 1938
French, James 1949, 50, 51
Fritze, Andrew 2008
Fromang, Vernon B. 1976
Fuller, A. H. 1914, 15, 16, 17
Fuller, Tom 1927
Fuller, William L. 1970, 71
Fulwood, Ahmad 2013, 14

GGG

G'Fransisco, Mark Anthony 1983
Gaffney, Derrick T. 1975, 76, 77
Gaffney, Donald G. 1973, 74, 75
Gaffney, Jabar 2000, 01
Gaffney, Johnny Anthony 1980
Gaffney, Warren B. 1975, 76, 78
Gagner, Larry 1963, 64, 65
Gailey, Thomas C. 1971, 72, 73
Gaines, William 1990, 91, 93
Gainey, James Preston 1981, 82
Gaisford, William J. 1967, 68

Gallon, Russell Alvin 1981, 82
Galloway, David Lawrence 1977, 79, 80, 81
Galloway, Harold 1978
Garcia, Max 2013, 14
Garcia, Pete 1980
Gardner, Alex 1947, 48, 49
Gardner, Earl 1936
Gardner, Gordon 1937, 38
Garland, Samuel Albert 1983, 84, 85
Garrett, Curtis Lamar 1980
Gatlin, S. Todd 1984, 86, 87, 88
Geiger, Carey H. 1971, 72, 73
George, Leonard 1970, 71, 72
George, Leroy Joseph 1985
George, Tony 1995, 96, 97, 98
Gerber, Myron 1949
Gerzina, Jack Robert 1983, 84, 85
Getzen, James G. 1970
Ghesquiere, G. D., Jr. 1967, 68, 69
Gholsen, Davis 1942
Giannamore, Lawrin F. 1957, 58, 59
Gibbs, W. W. 1906, 07, 08
Gilbert, John W. 1946, 47, 48
Gilbert, Lewis H., Jr. 1975, 76, 77
Gilbert, Marcus 2007, 08, 09, 10
Gilbert, Robert W. 1946
Giles, Donald R. 1958
Gill, Charles W., Jr. 1960
Gillespie, Robert 1998, 99, 2000, 01
Gilliam, Fendrid "Sonny" 1979, 80, 81, 83
Gillislee, Mike 2009, 10, 11, 12
Gilmartin, W. H., Jr. 1944, 45
Gilmore, Michael 1991, 92, 93, 94
Gingeleski, Greg 1993
Giordano, Donald M. 1965, 66, 67
Glenn, Kevin 1991
Glenn, Thomas E. 1967
Glover, Dwayne M. 1985, 86, 87
Godwin, Russell 1948, 49
Goff, Clark 1937, 38, 39
Golden, Ben 1936
Golden, Dean 1991, 92, 93, 94
Golden, Timothy George 1978, 79, 80
Goldstein, Goldy 1923, 24, 25
Goldstein, Mark 1926, 27
Golsby, Jack K. 1914, 15, 16, 19
Gooch, Vannez 1999, 2000
Good, Joseph Earl 1983
Good, Tim 1972
Goodbread, Royce 1927, 28, 29
Goodman, Donald E. 1959, 60, 61
Goodyear, E. D. 1931, 32, 33
Goolsby, DeAndre 2014
Gordon, Raji B. 1987
Gorman, Jabari 2011, 12, 13, 14
Gould, Octavius D. 1986
Gowland, Jan E. 1970, 71, 72
Graddy, Rod 1997, 98
Graham, Earnest 1999, 2000, 01, 02
Graham, Joe G. 1941, 42, 44
Graham, Otto 2005
Gramling, Donnie L. 1968
Grandison, Greg D. 1989
Grandoff, Bert 1928
Grandy, Stuart G. 1964, 65, 66
Graves, Homer E. 1958, 59
Gravlee, Russ 1999
Grebe, Daniel E. 1976

Green, Bobby Joe 1958, 59
Green, Chaz 2011, 12, 14
Green, Jacques 1995, 96, 97
Green, Kaye C. 1954, 55
Green, Napoleon, Jr. 1976, 77
Green, Reggie 1992, 93, 94, 95
Green, Samuel L. 1972, 73, 74, 75
Green, Tom 1925, 26
Green, Tony E. 1974, 75, 76, 77
Green, William 2008, 09, 10, 11
Green, Willie 2001, 02
Greene, Harry 1928, 29
Gregory, Leo 1933
Gregory, Thomas R. 1960, 61
Grieves, Chris 1979
Griffeth, James K., Jr. 1975
Griffin, Bill 2003, 04
Griffin, H. H. 1946, 47, 48, 49
Griffin, James 1962
Griffin, Skil 1964
Griffith, Casey 2002, 03, 04
Griffith, Clinton D., Jr. 1972, 73, 74
Griffith, Todd W., Jr. 1967, 68, 69
Grossman, Rex 2000, 01, 02
Groves, Cecil Timothy 1978, 79, 80
Groves, Fletcher 1944, 46, 47, 48
Grow, Monty R. 1989, 90, 92, 93
Gruetzmacher, Robert 1947, 48, 49
Guero, Anthony 2004
Guido, Christopher 2010, 12
Guido, Michael F. 1977
Gunn, Errett F. 1921, 22
Gunn, W. W. 1919, 20
Gunter, William B. 1971
Gunter, William J. 1989, 91, 92
Gurkin, Van M. 1970
Gurley, Buck 1997, 98, 99, 2000
Guziec, Doug 2005

HHH

Hackney, Robert R. 1972
Haddock, Thomas E. 1952, 53
Haden, Joe 2007, 08, 09
Hadley, James F. 1968, 69
Hagberg, Fred 1996, 97
Hager, Teddy C. 1968, 69, 70
Haines, Webber 1929
Halapio, Jon 2010, 11, 12, 13
Hall, Brady 1945
Hall, H. E. 1917
Hall, James E., Jr. 1962, 63, 64
Hall, Joe 1930
Hall, John L., Jr. 1950, 51, 52
Hall, Kenneth 1944
Hambrick, Darren 1993, 94
Hamilton, Elton C. 1955
Hamilton, Kenneth 1944, 45
Hammock, John E. 1951, 52
Hammock, Mac 1953, 54
Hammond, Frankie, Jr. 2009, 10, 11, 12
Hampton, Lorenzo Timothy 1981, 82, 83, 84
Hancock, A. Roy 1910, 13, 14
Hancock, Frank 1934
Hand, Randy 2002, 03, 04, 05
Handcock, Tom 1906
Hanks, Ben 1992, 93, 94, 95
Hanna, E. B. 1939

Kirchner, Clarence	1927
Kirk, Dick	1963, 64, 65
Kirk, James	1906
Kirkpatrick, Kirk	1987, 88, 89, 90
Kirkpatrick, Wesley	1958, 59, 60, 61
Kissenberth, Andy	1992
Kitchens, Darrin	2010, 11, 12, 13
Klickovick, Walter	1941
Klutka, Nick	1940, 41, 42
Knapp, Donald O.	1964, 65, 66
Knight, Ricky S.	1984, 85
Knight, Robert V.	1950, 51, 54
Knight, William Kyle	1980, 81, 82
Knowles, Hanford	1949
Kochevar, Matt	1992
Kocsis, Frank	1936, 37, 36
Koehne, Kyle	2010, 11, 12, 13
Konesty, Floyd	1940, 41, 42
Korff, Mark C.	1983, 84
Korn, Josh	1998
Kovak, Brian	1994
Krecjeir, Charles	1936, 37
Kreis, James D.	1977, 78
Kresser, Eric	1993, 94, 95
Kruger, Joel	1966, 67, 68
Kruse, Kim P.	1973
Kurzu, Robert Wayne	1981, 83
Kuss, Ferdinand	1945
Kynes, James H.	1972, 73, 74
Kynes, James W., Jr.	1946, 47, 48, 49
Kynes, Matt	2005
Kynes, William L.	1975, 76

LLL

Lacer, John B.	1971, 72, 73
Laczo, Kevin	1990
LaFavor, Tron	1999, 2000, 01, 02
Lager, Willie	1962, 63
Lake, Eddie	1992, 93, 94
Lamar, Johnny	2001, 02, 03
Lamb, Doug	1966
Lamberth, Jason G.	1986, 87
Lance, Robert F.	1954, 55
Landry, John Adelar	1982
Lane, Adam	2014
Lane, Benny	1939, 40, 41
Lane, Julian	1934, 35, 36
Lane, Thomas	1932, 33
Lang, Broughton Keith	1981, 82, 83
Lang, William James	1986, 87, 88
Langelier, Kirby	1991
LaPete, Frank L.	1974, 75
LaPradd, Charles W.	1950, 51, 52
Lasky, Francis J.	1962, 63
Lasky, Robert F.	1986
Lasmis, H. E.	1917
Latsko, Billy	2003, 04, 06
Latsko, William	1940, 41, 42
Laurent, Eugene	1936
Lavin, Charles G.	1933
Lawler, S. W., Jr.	1911, 12
Lawless, Richard B.	1972, 73, 74
Lawrence, Raymond Eugene, Jr.	1980
Lay, Kris	1991
Leach, Matt	2001, 02, 03, 04
Leak, Chris	2003, 04, 05, 06
LeCount, Terry	1975, 76, 77

Lee, Darrell	2000, 01, 02, 03
Lee, Eugene O.	1942
Lee, Herbert C.	1957
Lee, William L., Jr.	1969
Lemmens, Duke	2007, 08, 09, 10
Lemon, Samuel	1976
Lenard, Gary W.	1976, 77
Lenfesty, Sidney G.	1933
Lennon, Steve M.	1985
Leon, Anthony Thomas	1988
Leonard, A.C.	2011
Lerner, David	2011
Lescano, Pepe J.	1987
Lewis, Demetrius	1996, 97, 98, 99
Lewis, Lazarous	1947, 48, 49
Lewis, Reggie	2003, 04, 05, 06
Libertore, L. P., Jr.	1960, 61, 62
Lightbown, Lynn E.	1937, 38
Lightsey, Spec	1923, 24
Lilly, Robert Anthony	1980, 81, 82, 83
Lingard, Howard	2003
Link, Art	1997
Litherland, C. J.	1931
Little, David Lamar	1977, 78, 79, 80
Lively, Jonathan	2001
Livingston, Archibald	1925
Lockett, Thomas E.	1984, 85
Lockhart, Welton P.	1953, 54
Loden, Steve P.	1986, 87
Logan, Kevin R.	1974, 75
Lomack, Tony	1986, 87, 88, 89
Long, Buford E.	1950, 51, 52
Loomis, H. E.	1917
Loper, Gerald C.	1973, 74, 75
Lorenzo, Frank M.	1946, 47, 48, 49
Lotspiech, A. A.	1913, 14, 15
Lott, Anthone	1993, 94, 95, 96
Lowe, Pat	1994
Lowman, Kenneth	1978
Lucas, Leonard LaVann	1971
Lucey, Don T.	1958, 59
Luckie, Dock	1977, 78, 79, 80
Luczko, George	1975
Lyle, Robert T., Jr.	1962, 63, 64

MMM

MacBeth, Jon L.	1958, 59, 60
MacInnes, Henry A.	1984
Mack, Joe	1939, 40, 41
Mack, Sam H.	1961, 62
Mack, Stephon	1989, 90
MacLean, Sydney W.	1962, 63, 64
Madigan, James	1932
Madison, W.	1918
Maggio, Phillip J.	1965, 66
Mahood, Jack	1965, 66
Maignan, Chris	2013
Maliska, Paul W.	1967, 68, 69
Mallory, LeRoy T.	1971
Malone, Kedra	1990, 92, 93, 94
Maloy, Bruce L.	1985
Mangus, George	1991
Mann, Thomas D.	1967, 68
Manning, C. W.	1910
Manning, Charles H.	1952, 53, 54
Manning, Ed, Jr.	1936, 37, 38
Manry, Daniel S., Jr.	1965

Manson, Markus	2005, 06, 07
Manuel, Marquand	1998, 99, 2000, 01
Marks, Chuck	1999
Marsh, Lawrence	2007, 08, 09, 10
Marshall, A. P.	1917
Marshall, Scott R.	1981, 82, 83
Marshall, Wilber B.	1980, 81, 82, 83
Martin, Bruce	1945
Martin, Hubert B., Jr.	1952, 53, 54, 55
Martin, Ingle	2002, 03
Martin, Richard C.	1953, 54
Massey, James Dorsey	1983, 84, 86, 87
Matheny, Charles	1933, 35
Matthews, Jack	1923
Matthews, Lynn	1963, 64, 65
Matthews, Shane	1990, 91, 92
May, Aurist	1951, 52, 53
May, Jon M.	1956
Mayberry, Walter	1935, 36, 37
Maye, Marcus	2013, 14
Maynard, Jack	1937
Maynard, Zollie	1934, 35
Maynor, James M.	1974, 75, 76
McAndrew, James B.	1986, 87
McAnley, Herbert	1933, 35
McBride, William A.	1968
McCalister, Alex	2013, 14
McCall, Wayne C.	1965, 66, 67
McCallister, Frederick M.	1980, 81, 82, 83
McCampbell, George	1932, 33, 34
McCann, George H.	1967, 68
McCarron, Pat	1965, 66
McCarthy, Frank Allen	1982, 84, 85, 86
McCarty, John	1936
McCaslin, Eugene	1996, 97, 98, 99
McClellan, Broward	1930, 31
McClendon, Willie A.	1988, 89, 90, 91
McClure, James	1957
McCollum, Jermaine	2003, 04, 05, 06
McCollum, Tremaine	2004, 05, 06
McCord, Guyte	1906
McCorkle, Sam	1993, 94, 95
McCoun, Joseph C.	1971, 72, 73
McCoun, Matt	1997, 98, 99, 2000
McCoy, Tony B.	1987, 88, 91
McCrary, Daniel W.	1971
McCray, Bobby	2001, 02, 03
McCray, Lerentee	2008, 10, 11, 12
McCray, Xavier	1994, 95, 96
McCullough, Todd	2001, 02, 04, 05
McDaniel, Ray	1939
McDonald, Carroll W.	1949, 50, 51
McDonald, Ray	2003, 04, 05, 06
McDonald, Raymondo	1982, 83, 84, 85
McEwen, J. Milton	1928, 29, 30
McGhee, Warren	1937
McGinty, Robert F.	1986, 87
McGonigal, Elroy, E.	1956
McGowan, William A.	1950, 51
McGrady, Willie J.	1987, 88
McGrew, Reggie	1996, 97, 98
McGriff, Lee C.	1972, 73, 74
McGriff, Mark C.	1986, 87, 88
McGriff, Perry C., Jr.	1958, 59
McGriff, Ryan	2014
McGriff, Travis	1995, 96, 97, 98
McIntosh, David	1967
McIver, Larry L.	1954

McKeel, Frederick G.	1964, 66, 67
McKeever, Juan Devito	1980, 81, 82, 83
McKinnon, Kevin	1999, 2000
McLean, Cecil	1932
McLean, Kenneth	1944
McLellan, Jason	1988
McMillan, Clint	2004, 05, 06, 07
McMillan, R. Wendell	1970
McMillan, Red	1908
McMillian, Daniel	2013, 14
McMillian, Henry	1992, 93, 94
McNabb, Dexter E.	1988, 89, 90, 91
McNeal, Raymond	1941
McNeely, Michael	2011, 13, 14
McRae, W. A.	1928, 29, 30
McRae, Walter A., Jr.	1941, 42
McTague, Joseph	1982
McTheny, Guy C.	1967, 68, 69
Medder, Carlton	2005, 06, 07
Medigan, James	1932
Medved, George P.	1953
Meisch, Edmond	1920
Merrin, George	1925, 26
Merrin, J. F.	1919, 20, 21
Merrin, Joe	1923, 24
Merritt, G.	1912
Meyers, Glenn S.	1981
Mickell, Darren	1990, 91
Midden, Mark B.	1977, 78
Midden, Ray E.	1955, 56, 57
Middlekauff, Walter	1933, 34, 35
Middlekauff, William	1923, 24, 27
Milby, Robert V.	1958, 59
Miles, Carlton	1989, 90, 91, 92
Miller, Drew	2004, 05, 06, 07
Miller, H. M.	1945
Miller, Hugo	1942, 45
Miller, Leon Patrick	1982, 83, 84, 85
Miller, Steve	1981
Miller, Waring T.	1935
Mills, Bennie	2001
Mills, Ernie L.	1987, 88, 89, 90
Mims, William O.	1942
Mincey, Jeremy	2005
Miranda, Victor R.	1957, 58, 60
Mitchell, Anthony	1996, 97, 98, 99
Mitchell, Carl	1939, 40, 41
Mitchell, Charles F.	1955, 56, 57
Mitchell, Clint	2000, 02
Mitchell, Dr. W. H.	1908
Mitchell, Fondren	1940, 41, 42
Mitchell, Jeff	1993, 94, 95, 96
Mitchell, Mo	2001, 02, 03, 04
Mitchum, William J.	1950, 51
Mitz, Alonzo L.	1982, 83, 84, 85
Mobley, Andrew (AJ)	2014
Mobley, Dwayne	1993, 94, 95, 96
Monk, Harold	1991, 92, 93
Montgomery, Brian	1990
Montsdeoca, Fred	1948, 49, 50
Moody, Emmanuel	2008, 09, 10
Moody, John	1908
Moody, Thomas	1999, 2000, 01
Mooney, Ottis A.	1944, 45
Moore, Carl	2008, 10
Moore, Eddy L.	1970, 71, 73
Moore, Kestahn	2005, 06, 07, 08
Moore, Michael L.	1971, 72, 73

Reid, A. L.	1914	Royal, Bryan	2004, 05	Shearer, Welcome	1932, 33, 34	Spurrier, Stephen O.	1964, 65, 66
Renfoe, W.	1921	Royal, Robert D., Jr.	1958, 59, 60	Sheer, Thomas L.	1956, 57, 58	Stacy, Curtis Dale	1982, 83, 84, 85
Rentz, Ralph L.	1966, 67, 68	Rozell, Frederick E.	1950	Sheppard, Joseph E.	1971, 72	Stadler, John	1929
Reuter, Jeff S.	1987, 88	Ruland, Ryan	1990, 91, 92, 93	Sheppard, Lito	1999, 2000, 01	Stamper, Ryan	2007, 08, 09
Revels, James C., III	1971, 72, 73	Rushing, Dewell	1944, 47	Sherit, Jordan	2014	Stanfield, Michael D.	1972, 73, 74
Reynolds, Chris	1999, 2000, 01, 02	Rushing, George	1991, 92	Shipp, Steve	1998	Stanley, Dennis K.	1926, 27, 28
Reynolds, Clifton	1986, 87, 88	Russell, Kenneth W.	1962, 63, 64	Shorter, N. W.	1910	Stanley, Reggie	1989
Reynolds, Joe	1975	Ruth, Richard E.	1976, 77	Shouse, A. G.	1933, 34	Stanley, Will A.	1925
Reynolds, Ted	1991	Rutledge, Eric	2004, 05, 06, 07	Showers, Shea	1993, 94, 95, 96	Stanly, George	1921
Rhett, Errict	1990, 91, 92, 93	Rutledge, Johnny	1995, 96, 97, 98	Showers, Valdez	2012, 13, 14	Stanly, Richard L.	1921
Rhine, Alan	1999, 2000			Shrivane, Britt E.	1967, 68, 69	Staples, Russell F.	1961, 62
Rhyne, James R.	1958, 59			Sibbald, Roger Dwayne	1980, 82, 83, 84	Starbuck, Hal	1932, 33, 34
Rich, Michael L.	1969, 70, 71			Sikes, Michael D.	1956	Stark, William D.	1932, 33, 34
Richards, Henry	1931	SSS		Silberman, Ian	2011, 12, 13	Starkey, David B.	1972, 73
Richards, James T.	1973, 74, 75	Sanders, J. L.	1930, 31	Siler, Brandon	2004, 05, 06	Starks, Max	2000, 01, 02, 03
Richardson, Huey L.	1987, 88, 89, 90	Sanders, Terron	2008, 09, 10	Sills, Kevin W.	1985, 87, 88	Starling, Bruce C.	1960, 61, 62
Richardson, Jamie	1996, 97	Santille, D. Michael	1966	Silman, John S.	1970	Starowsky, Richard K.	1987, 88, 89
Richart, Larry	1998	Sapp, E. B., Jr.	1944, 45	Silsby, Link W.	1929, 30, 31	Steele, Jimmy	1928, 29, 30
Richbourg, William B.	1962, 63, 64	Sarra, Lamar	1924, 25, 26	Simmons, Stacey A.	1986, 87, 88	Steen, Malcolm E.	1967, 68, 69
Rickerson, Jacques	2007	Sarris, George T.	1952	Simpson, Clay	1931, 32	Steinmann, William	2009, 10, 11
Rickett, Robert	1933, 34	Sarvary, Drew	2014	Simpson, Jackie M.	1953, 54, 55, 56	Stephens, G. H.	1960
Ricketts, Mike	1979, 80	Sauers, Robert	1939, 40	Sims, Robert B.	1986, 87	Stephens, Jimmy Ray	1973, 75, 76
Riggins, Anthony	1992, 93, 94	Sauls, Charles F.	1928, 29, 30	Sims, Teddy	1997, 98, 99	Stephens, Robert L.	1971
Riggs, Cody	2010, 11, 13	Saunders, De'Ante "Pop"	2011, 12	Sinardi, Nick J.	1969	Stephens, Tony R.	1976, 77, 78
Riles, Antonio	2014	Savelio, Bryan	2001, 02	Sitter, Matt	2001	Stephens, William B.	1935
Ringgold, Donald W.	1960, 61	Sawyer, Ross C.	1905	Skalaski, Charles W., III	1976, 77	Stephenson, George K.	1966
Ripley, Wayne	1926	Scarborough, Earl	1945	Skelly, Richard J.	1960	Stevens, Kent S.	1950, 52
Rissler, Steve	2003, 04, 05, 06	Scarborough, Truman C.	1935	Skinner, Ian	1997, 98	Stevenson, Robby	1995, 96, 97
Ritch, Wyley	1995, 96, 97	Scavella, Sam P.	1989, 91	Skoldowski, Ziggy	1945	Stewart, Graham	2011
Rittgers, Rex Von	1966	Schanbacher, Stephen F.	1977	Slack, Arthur R.	1958, 59, 60	Stewart, Jack	1924, 25, 26
Roberson, Marcus	2011, 12, 13	Schiralli, Nick	1996, 97, 98, 99	Small, O.J.	2001, 02, 03, 04	Stipe, Steven D.	1984, 85, 86
Roberts, Charles A.	1956, 57, 58	Schirmer, Ernest	1932	Smith, Andrew Walter	1981	Stockton, C. A.	1915, 16
Roberts, Rob	1998, 99, 2000, 01	Schmidt, Carl F.	1970	Smith, Cedric D.	1986, 87, 88, 89	Stolz, Charles	1932, 33, 34
Robey, Sam	2009, 10, 11, 12	Schmidt, Robert	1944	Smith, Charles E.	1950	Stone, Brian	2001
Robinson, Darryon	2006	Schmieder, Shawn	2010	Smith, Charles E.	1950	Stone, W. E.	1917
Robinson, Demarcus	2013, 14	Schnebly, John M.	1969, 70, 71	Smith, Dexter A.	1989, 90, 91, 92	Stoner, Ronald E.	1961
Robinson, Ed	1990, 91, 92, 93	Schottenheimer, Brian	1994, 95, 96	Smith, Douglas Earl	1980, 82	Stoner, Ronald E.	1961
Robinson, Harold	1933	Schroeder, Douglas W.	1976, 77, 78	Smith, Emmitt J.	1987, 88, 89	Storey, Matt	1979
Robinson, James	1946	Schucht, Hubert	1934, 35	Smith, Glenn	1944	Storter, Neil S.	1909, 10, 11
Robinson, John L.	1987	Schulet, Scott A.	1975, 76	Smith, Horace	1923, 24	Story, Deac	1995, 96, 97, 98
Robinson, Leffie F.	1952, 54	Schultheis, Arthur L., Jr. "Buddy"	1980, 81, 82, 83	Smith, James	2005, 06, 07, 08	Strange, Erik	1998, 99, 2000, 01
Robinson, Rocky	1970	Schuman, Carl	1932, 33	Smith, James	1949	Sturgis, Caleb	2008, 09, 11, 12
Robinson, Tony L.	1977, 78	Schutz, Fred W.	1956, 58	Smith, John G.	1938, 39	Subers, James Innes	1978, 79, 80
Robinson, W. M.	1921, 22, 23	Schwartzburg, Jim H.	1952, 53, 54	Smith, Johnny Wayne	1980	Sullivan, Alonzo L.	1988, 89, 90, 91
Robinson, William B.	1941	Scott, Guss	2000, 01, 02, 03	Smith, Lex	1989, 91, 92	Sullivan, George T.	1975
Robles, O. S.	1915, 16	Scott, Ian	2000, 01, 02	Smith, Linzey T.	1984	Sullivan, Haywood C.	1950, 51
Rodgers, Willie	1995, 96, 97	Scott, Ivan W.	1921, 22	Smith, Michael B.	1973, 74, 75	Summers, Jacob A.	1972, 73, 74
Rogero, A. L.	1930, 31	Scott, James	1925	Smith, Mills	1927	Sumner, Kenneth M.	1951, 52
Rogers, Charles B.	1932, 33, 34	Scott, John L.	1985	Smith, Robert D.	1954	Sutherland, George	1942, 46
Rolle, Arpedge	1999, 2000, 01, 02	Scott, Laurence C.	1952, 53, 54	Smith, Ryan	2006	Sutton, Clifford	1946, 47, 48, 49
Rolle, Garrison Anthony	1982, 83, 84	Scott, Tom	1938, 39	Smith, Thomas R., Jr.	1959, 60, 61	Sutton, John	1912, 13
Rone, George H. "Hank"	1989	Scott, William R.	1940	Smith, W. Lawrence	1966, 67, 68	Sutton, Yancey M.	1978, 79, 80
Rood, R. S.	1916	Seager, Mark A.	1987	Smoak, D. Frank	1938, 39, 40	Swafford, Donald L.	1976, 77, 78
Root, Charles	1934, 35, 36	Seal, Howard K.	1974	Smojver, Walter "Wally"	1980	Swain, David	1991, 92, 93, 94
Rose, J. R.	1924	Seals, Roger K.	1959, 60	Snead, Willis L.	1987, 88	Swanson, E.	1919
Rosenhouse, M.	1921	Sears, Edwin R.	1955, 56, 57	Snead, Neal	1964, 65	Swanson, R. M.	1920, 21
Rosenthal, J. D.	1916	Seay, Homer	1929, 30, 31	Snell, Ray	2001, 02	Swanson, T. J.	1910, 11, 13, 14
Ross, Hugh A.	1944	Senterfitt, Donald R.	1959, 60	Snell, Shannon	2000, 01, 02, 03	Swanz, Robert J.	1975, 76, 77
Ross, Ira Joseph	1954	Sever, Tyson L.	1972, 73, 74	Sorenson, Douglas	1969, 70, 71	Swink, P. C.	1917
Ross, Michael	2010	Sever, William G.	1973, 74	Sorrentino, Joey	2007, 08, 09	Symank, John R.	1955, 56
Ross, Taras	1995, 96, 97	Sewell	1918	Sparkman, James K.	1914, 15, 16, 17		
Roth, Jeffery Neil	1985, 86, 87, 88	Seymour, Harold D.	1964, 65	Spears, Harry G.	1953, 56	TTT	
Roubles, O. S.	1916	Seymour, Kenneth E.	1957	Speer, Del A.	1989, 90, 91, 92	Tabor, Jalen	2014
Rountree, James W.	1955, 56, 57	Shackleford, T. W.	1910	Speer, James H.	1987, 88, 89, 90	Taggart, George E.	1970
Rowe, Harold	1934, 35, 36	Shands, A. G.	1913	Spencer, James A. "Jimmy"	1988, 89, 90	Talbot, Randy W.	1972, 73, 74
Rowe, Richard L.	1950	Shands, Jim	1907	Spier, W. H.	1931	Talcott, Brendt	2001
Rowell, Tony D.	1988, 89, 90, 91	Shands, William A.	1908	Spierto, John M.	1986, 87, 88	Tannen, Steven O.	1967, 68, 69
Rowley, Butch	2006, 07, 08	Shands, William A.	1908	Spikes, Brandon	2006, 07, 08, 09	Tanner, Clarke	1992
		Shannon, Thomas J., Jr.	1962, 63, 64	Splane, T. Douglas	1965, 66, 67		
		Sharpe, David	2014				

ALL-TIME NUMERICAL ROSTER

Since 1960 (through 2014 season)
Years Missing: 1964, 1965, 1966; Also missing portions of 1979

1

Vernon Hargreaves, III (2013-14)
Jon Bostic (2012)
Quinton Dunbar (2012-14)
Chris Rainey (2011)
Janoris Jenkins (2009-10)
Percy Harvin (2007-08)
Reggie Nelson (2006)
Michael McIntosh (2004-05)
Keiwan Ratliff (2000-03)
Jabar Gaffney (1999)
Tony George (1995-98)
Jack Jackson (1991-94)
G.A. Magnus (1991)
Terence Barber (1990)
Kyle Morris (1988, 1989)
Ed Frazier (1986, 1987)
Clifton Reynolds (1985)
Victor Bradley (1982)
Dale Dorminey (1981, 1983)
Don Van Wie (1979, 1980)
Berj Yepremian (1976-78)
Wayne Fields (1974-75)
Jack Card (1965-67)

2

Jabari Gorman (2014)
Ryan Sousa (2014)
Dominique Easley (2011-13)
Jeffrey Demps (2008-2010)
Markus Manson (2004-07)
Kelvin Right (2001-03)
Bo Carroll (1997-2000)
Shea Showers (1993-96)
Will White (1990-92)
Shane Matthews (1989)
Kurt Young (1987, 1988)
Adrian White (1984-86)
Broughton Lang (1981-83)
Bill Conover (1978-79)
Alan Williams (1976-77)
Berj Yepremian (1974-75)

3

Treon Harris (2014)
Tyler Murphy (2013)
Antonio Morrison (2013-14)
Jelani Jenkins (2011-12)
Chris Rainey (2008-2010)
Brandon Frazier (2007-09)
Michael Guilford (2006)
Kyle Jackson (2004-07)
Kenneth Tookes (2002-03)
Lito Sheppard (1999-2001)
Travis McGriff (1995-98)
Larry Kennedy (1991-94)
Jason Hailey (1990)
Terence Barber (1988, 1989)
Andy Elton (1987)
Brian Massingill (1985)
Bobby Raymond (1982-84)
Brian Clark (1978-81)
David Posey (1974-76)

4

Kyle Christy (2012-14)
Damien Jacobs (2012-13)
Andre Debose (2009-14)
Levi Leigh (2007)
Wondy Pierre-Louis (2006-09)
Mark Guandolo (2006)
Avery Atkins (2005)
Josh Portis (2004-05)
Ciatrick Fason (2002-04)
Marquand Manuel (1997-01)
Lawrence Wright (1993-96)
Del Speer (1990-92)
Kerry Watkins (1987-89)
Vernell Brown Sr. (1982-85)
Joe Borajkiewicz (1981)
Mark Dickert (1980)
Vernon James (1979)
Alvin Parrish (1975-76)

5

Jalen Tabor (2014)
Ahmad Fulwood (2013-14)
Marcus Roberson (2011-13)
Joe Haden (2008-2009)
Andre Caldwell (2003-07)
Earnest Graham (1998-2002)
Jacquez Green (1996-97)
Ronnie Battle (1994-95)
Terrence Foy (1993)
Lawrence Wright (1992)
Willie McClendon (1988-91)
John David Francis (1987)
Kerry Watkins (1986)
John Davis Francis (1985)
Eric Anderson (1983-84)
Jim Gainey (1981-82)
Bill Kynes (1975-76)
David Bowden (1972-73)
Jack Eckdahl (1968-69)

6

Jeff Driskel (2012-14)
Dante Fowler, Jr. (2012-14)
Jaye Howard (2007-11)
Deonte Thompson (2007-11)
Jemalle Cornelius (2003-06)
Taylor Jacobs (1998-02)
Steve Shipp (1998)
Ian Skinner (1997)
Bo Carroll (1996)
Damian Hill (1995)
Judd Davis (1993-94)
Pete Archie (1991-92)
Jimmy Spencer (1987-90)
Robert McGinty (1986, 1987)
Paul Beavin (1985)
David Nardone (1983-84)
Charlie Kerr (1981)
Jim Gainey (1980)
Vernon James (1977-79)
Jim Getzen (1972)
John James (1970-71)
Terry Ash (1969)

7

Duke Dawson (2014)
Will Grier (2014)
Alex Adler (2013)
Robert Clark (2011)
Ronald Powell (2010-13)
Justin Williams (2008-2010)
Jamar Hornsby (2006-07)
Cornelius Ingram (2004-08)
Cory Bailey (2002-04)
Brian Crum (2002)
Brock Berlin (2001)
Jesse Palmer (2000)
Jesse Palmer (1997-99)
Danny Wuertel (1992-96)
Alonzo Sullivan (1991)
Kyle Morris (1990)
John David Francis (1988, 1989)
Pepe Lescano (1985-87)
Lorenzo Hampton (1982-84)
Chris Fisher (1981)
Tyrone Young (1979-1980)
Terry LeCount (1975-77)
John Reaves (1969-71)

8

Skyler Mornhinweg (2014)
Leon Orr (2014)
Jeremy Brown (2010-13)
Trey Burton (2010-13)
Chris Rainey (2007)
Carlos Dunlap (2007-09)
Percy Harvin (2006)
Chad Jackson (2003-05)
Rex Grossman (1999-2002)
Nafis Karim (1995-98)
Jacquez Green (1994)
Shawn Wilson (1993)
Marquette Oliver (1990-92)
Tony Jones (1986-89)
Ricky Easmon (1982-84)
Jim McClellan (1978-79)
Don Gaffney (1973-75)

Richard Franco (1969-71)

9

Latroy Pittman, Jr. (2013-14)
Matt Rolin (2013-14)
Josh Evans (2012)
Jacob Guy (2012-14)
Quinton Dunbar (2011)
Joshua Shaw (2011)
Carl Moore (2009-10)
Louis Murphy (2007-08)
Kenneth Tookes (2006)
Mat Kynes (2003-05)
Gus Scott (2001-03)
Brock Berlin (2000)
Darrell Jackson (1997-99)
Anthonie Lott (1993-96)
Shane Matthews (1990-92)
Will White (1989)
Willie Snead (1987, 1988)
Ray McDonald (1982-85)
Chris Fisher (1979-1980)
Buster Morrison (1972-74)
John Schnebly (1969-71)

10

Valdez Showers (2012-14)
Tyler Murphy (2010-12)
Will Hill (2008-2010)
Eric Wilbur (2003-06)
John Curtis (2004-05)
Ingle Martin (2002-03)
Joe Gaffney (2000-01)
John Capel (1998-99)
Joe Gaffney (1996-97)
Ronnie Battle (1996-97)
Eric Kresser (1994-95)
Monty Grow (1989-93)
Hank Rone (1988)
Kyle Morris (1987)
Eric Hodges (1983-86)
Tyrone Young (1981-82)
Joe Brodsky (1977-79)
Jimmy Fisher (1974-76)
Chan Gailey (1971-73)
Larry Rentz (1966-68)
Jimmy Hall (1962-64)

11

Demarcus Robinson (2013-14)
Neiron Ball (2012-14)
Jordan Reed (2010-12)
Riley Cooper (2008-2009)
Jarred Fayson (2006)
Richard Fetherolf (2005)
O.J. Small (2000-04)
Thaddeus Bullard (1997-99)
Ben Hanks (1992-95)
Steve Spurrier (1964-66)
Bobby Dodd (1962)

12

Quincy Wilson (2014)
Max Staver (2013)
Jacoby Brissett (2012)
Antonio Morrison (2012)
John Brantley (2007-11)
Joe Haden (2007)
Cody Worton (2006)
Chris Leak (2003-06)
Eric Nappy (2003-05)
Jemalle Cornelius (2002)
Ingle Martin (2001)
Kelvin Right (2000)
Doug Johnson (1996-99)
Jacquez Green (1995)
Terry Dean (1990-94)
Donald Douglas (1989)
Lex Smith (1988)
Kerwin Bell (1984-87)
Pat Pinner (1983)
Bob Hewko (1980-82)
John Brantley (1977-79)
Marshall Levy (1975)
Robbie Davis (1973)
Elwood Aust (1972)
Bobby Downs (1965-67)
Tom Shannon (1962-63)

13

Daniel McMillian (2013-14)
Christian Provanča (2011-14)
Latroy Pittman, Jr. (2012)
Dee Finley (2009-11)
Cameron Newton (2007-08)
Brian Crum (2003-06)
Patrick Dosh (2002)
Alex Brown (1998-2001)
Mike Harris (1993-97)
Arden Czyzewski (1987-91)
Antwan Chiles (1991-92)
Steve Ewing (1986, 1987)
Ray Criswell (1982-85)
Larry Ochab (1978-1980)
Robby Ball (1975)
Tom Dolfi (1973-74)

14

C.J. Worton (2014)
Alex McCalister (2014)
Chris Wilkes (2013)
Chandler Carr (2010-11)
Jaylen Watkins (2010-13)
Andrew Blaylock (2006-2009)
Markihei Anderson (2007-09)
Eric Nappy (2006)
Justin Midgett (2003-04)
Matt Leach (2001-04)
Tre Orr (2000)
Billy Young (1997-99)
Bart Edmiston (1995-96)
Shayne Edge (1991-94)
Ernie Mills (1987-90)
Barry DeWitt (1986)
Bill Nanos (1984)
Derrick Crudup (1983)
Johnell Brown (1980-81)
Johnell Brown (1979)
David Wright (1974)
Harold Peacock (1968)
Bruce Bennett (1963-65)
Larry Libertore (1960-62)

15

Brandon Powell (2014)
Ryan Parrish (2012-14)
Loucheiz Purifoy (2011-13)
Tim Tebow (2006-09)
Demetric Webb (2003-05)
Jermaine McCollum (2002)
Brian Haugabrook (1997-2001)
Reidel Anthony (1994-96)
Eric Kresser (1993)
Michael Cohen (1991-92)
Lex Smith (1989, 1990)
Mike McQuagge (1988)
Arden Czyzewski (1987)
Hal Williams (1986)
Brian Massingill (1984)
Wayne Peace (1981-83)
Jim Phillips (1979)
Bill Cross (1976)
Kay Stephenson (1965-66)
Tom Batten (1960-62)

16

Austin Hardin (2012-14)
Scott Peek (2012)
Jeff Driskel (2011)
Christian Provanča (2010)
A.J. Jones (2009-10)
Jordan Reed (2009)
Carl Moore (2008)
Tyler Stewart (2007)
Butch Rowley (2006)
A.J. Jones (2006-08)
Vernell Brown Jr. (2001-05)
Chris Stephenson (1999-2000)
Tim Olmstead (1997-98)
Brian Schottenheimer (1994-96)
Adam Whitehurst (1993)
Eric Kresser (1992)
Brian Fox (1990-91)
Johnny Nichols (1989)
Jamie McAndrew (1986-87)
Scott Marshall (1985)
Chris Perkins (1983-84)

Scott Marshall (1982)
Roger Sibbald (1981)
Skipper Peek (1977-79)
Jimmy Barr (1971-72)
Harmon Wages (1965-67)
Ken Russell (1963-64)

17

Jordan Sherit (2013-14)
Skyler Mornhinweg (2012-13)
Jacoby Brissett (2011)
Chas Henry (2007-10)
Nyan Boateng (2006)
Curtis Carr (2005-07)
Gavin Dickey (2002-2005)
Reche Caldwell (1998-2001)
Noah Brindise (1996-97)
Sarola Palmer (1992-95)
Johnny Nichols (1990-91)
Mike Billins (1989)
Jeff Dawson (1985, 1986)
Mark Massey (1981)
Darryl Crane (1979)
Thom Clifford (1972, 74-75)

18

Roger Dixon (2014)
Justus Reed (2014)
Kent Taylor (2012-13)
Ryan Parrish (2010-11)
T.J. Lawrence (2008-2009)
Jeremy Finch (2007)
Tremaine McCollum (2003-06)
Jason Hunter (2003)
Jeff Crevling (2001-02)
Jason Hunter (2002)
Kevin McKinnon (1999-2000)
Larry Richard (1998)
Jamie Richardson (1996-97)
Bobby Sabelhaus (1995)
Eddie Lake (1993-94)
Lawrence Hatch (1991-92)
Andy Newman (1989, 1990)
Louis Oliver (1985-88)
Tony Lilly (1981-83)
Darrell Jones (1979)
John Williams (1973-74)

19

Johnny Townsend (2013-14)
Ryan McGriff (2011-14)
Caleb Sturgis (2008-2012)
Tony Joiner (2004-07)
Matt Jackson (2000-03)
Travis Taylor (1997-99)
Ike Hilliard (1994-96)
Bart Edmiston (1992-93)
Luke Bencie (1991)
Ryan Ruland (1990)
Herbert Perry (1987-89)
Rodney Brewer (1984-86)
Donnie Whiting (1983)
Larry Keefe (1982)
Johnny Smith (1978-1980)
Scott Schuler (1974)

20

Darius Masline (2014)
Omaris Hines (2012)
Marcus Maye (2012-14)
Valdez Showers (2011)
Malcolm Jones (2010)
Christopher Scott (2008)
Dorian Munroe (2007-2009)
Joe Cohen (2003-06)
Anthony Gay (2005)
DeShawn Wynn (2002)
Robert Gillespie (1998-2001)
Vannez Gooch (1998)
Tyrone Baker (1996-97)
Sam McCorkle (1993-95)
Ed West (1991-92)
Cornell Tinner (1990)
Tony Lomack (1987-89)
Brett Wiechmann (1983-86)
Eric Anderson (1982)
Tim Groves (1978-1980)
Robert Morgan (1974-76)

Vince Kendrick (1971-73)
Guy McTheny (1968-69)
Jimmy Jordan (1964-65)
Hagood Clarke (1961-63)

21

Deiondre Porter (2014)
Kelvin Taylor (2013-14)
Evan Schroeder (2012)
Jabari Gorman (2011-13)
Brenden Bice (2010)
Major Wright (2007-09)
Emmanuel Moody (2007-10)
DeShawn Wynn (2003-06)
Lester Norwood (1998-2002)
Fred Taylor (1994-97)
Tony Davis (1992-93)
Dexter McNabb (1988-91)
Darrell Woulard (1986, 1987)
Frankie Neal (1983-85)
Cris Collinsworth (1977-1980)
Tom Dolfi (1975)
Tyson Sever (2012-74)
Bruce Gunter (1969-71)
Hal Seymour (1963-65)
Ron Stoner (1962)

22

Adam Lane (2013-14)
Evan Schroeder (2013)
Nick Washington (2013-14)
Hugh Miles (2012)
Matt Elam (2010-12)
Cade Holliday (2007-09)
Reggie Lewis (2002-06)
Tre Orr (2001-03)
Chuck Marks (1999-2000)
Terry Jackson (1995-98)
Tyrone Baker (1994)
Willie Jackson Jr. (1990-93)
Emmitt Smith (1987-89)
John L. Williams (1982-85)
Derrick Burdgett (1978-1979)
Glenn Sever (1973-75)
Willie Jackson Sr. (1970-72)
Steve Tannen (1968-69)
Mike Healey (1966-67)
Gerald Bramlett (1965)
Jerry Newcomer (1962-64)
Tom Alderson (1960-64)

23

J.C. Jackson (2014)
Danny Kryzalka (2013)
Chris Martin (2010)
Mike Gillislee (2009-12)
Corey Henderson (2008-09)
Jacques Rickerson (2006-08)
Cade Holliday (2006)
Dawayne Grace (2004-05)
Jeff Whitaker (2004)
Carlos Perez (2000-03)
Tremain McCollum (2002)
Demetrius Lewis (1997-99)
Dwayne Mobley (1992-96)
Jimmy Owens (1991)
Kurt Young (1990)
Wayne Williams (1986-88)
Curtis Stacey (1982-85)
Gordon Pleasants (1980)
Jimbo Donigan (1979)
Derrick Gaffney (1976-77)
Leonard George (1970-72)
Gordon Pleasants (1979)
Larry Williamson (1968)
Allen Trammell (1963-65)
Russ Mercer (1962)

24

Brian Poole (2013-14)
Matt Jones (2012-14)
Josh Evans (2009-11)
John Curtis (2006-08)
Deshawn Carter (2002-05)
Jintavis Walker (2003)
Jintavis Walker (2002)
Cory Bailey (2001)
Vannez Gooch (1999-2000)
Ian Skinner (1998)
Marquis Westbrook (1998)

Fred Weary (1993-97)
Tre Everett (1989-92)
Bill Lang (1986-88)
Ricky Knight (1983-85)
Kyle Knight (1980-81)
Kyle Coburn (1977-79)
Alvin Cowans (1974-76)
Wayne Fields (1973)
Andy Cheney (1971)
Jerry Vinesett (1968-70)
Gene Peek (1966-68)
Sam Mack (1960-62)

25

Garrett Stephens (2014)
Gideon Ajagbe (2010-14)
Brandon Kendrick (2006)
Brandon James (2006-09)
Skyler Thornton (2003-05)
Robert Cromartie (1997-2002)
Elijah Williams (1994-97)
Daryl Frazier (1992-93)
Carlton Pouncy (1991)
Kendall Cook (1990)
Stacy Simmons (1987-89)
Basil Benjamin (1986)
Kerry Watkins (1985)
Roger Sibbald (1982-84)
Randy Clark (1981)
Chuck Hatch (1977-79)
Lee McGriff (1972-74)
Danny Flanders (1971)
Bill Gaisford (1966-68)
Dick Kirk (1963-65)
Dave Blutworth (1962)

26

Marcell Harris (2013-14)
De'Ante Saunders (2011-12)
Lorenzo Edwards (2007-10)
Jermaine McCollum (2003-06)
Todd Johnson (1999-2002)
Chad Filley (1998)
Mike Gipson (1998)
Jon Xynidis (1995-97)
Nafis Karim (1994)
Dwayne Thomas (1993)
Myrick Anderson (1989-92)
Jarvis Williams (1983-87)
Ivory Curry (1980-82)
Kyle Knight (1978)
Barry Walker (1976-1978)
Al Dorminy (1971-72)
Mark Ely (1967-69)
George Grandy (1964-66)
Dick Kirk (1962)

27

Willie Bailey (2012)
Ben Peacock (2011-14)
Chris Dunkley (2010)
Adrian Bushell (2008-09)
Mon Williams (2006-08)
Telly Concepcion (2006-07)
DaJuan Lawrence (2003-05)
Travis Harris (2000-04)
David Wasielewski (1999)
Cedric Warren (1997-98)
Demetric Jackson (1993-96)
Kendall Cook (1992)
Brian Montgomery (1990-91)
Greg Grandison (1989)
Ernie Mills (1986)
Neal Anderson (1982-85)
Barry Tolliver (1981)
Bill Fiorillo (1978-79)
Henry Davis (1974-77)
Richard Luce (1972)
Jim Getzen (1971)
Skip Albury (1968-69)
Mike McCann (1965)
Allen Trammell (1962)

28

Jeremi Powell (2012-14)
Jeff Demps (2011)
Deandre Goins (2010)
Jeremy Brown (2008-09)
Chris Thomas (2007)
Chevon Walker (2006)

Ryan Smith (2006)
Richard Brown (2003-05)
Kyle Morgan (2003-05)
Jermaine Thomas (2003)
Marquis Westbrook (1999-2002)
Dock Pollard (1996-98)
Chris Doering (1992-95)
Richard Fain (1987-90)
Stacy Simmons (1986)
John Spierto (1985)
Linzey Smith (1982-84)
Curt Garrett (1979-1980)
David Wright (1975-77)
Randy Talbot (1972-74)
Doug Sorenson (1969-71)
Gary Bimson (1968)
Jeff Pomeroy (1967)

29

Evan Schroeder (2014)
Rhaheim Ledbetter (2012-13)
Chris Johnson (2011)
Solomon Schoonover (2010-11)
Christopher Scott (2009)
Janoris Jenkins (2008)
Rashad Dunbar (2007-08)
Lumar Bentley (2006)
Eric Rutledge (2005-07)
Dwight Jackson (2000-03)
Derrick Corker (1999)
Mike Peterson (1995-98)
Thomas Miller (1993-94)
Kevin Glenn (1992)
Sam Scavella (1989-91)
Owen Bartruff (1987, 1988)
Richard Fain (1986)
Andre Adams (1985)
Scott McConico (1983-84)
Pablo Mila (1980-81)
Paul Enrico (1978-79)
Tim Aydt (1976-77)
Robby Ball (1973-74)

30

DeAndre Goolsby (2014)
Tim Clark (2011-13)
Michael McNeely (2011-13)
Chris Pintado (2009)
John Jones (2007-08)
Earl Everett (2003-06)
Casey Connor (2002)
Bennie Alexander (1997-2001)
Daryl Owens (1996)
Demetrius Lewis (1995)
Dossy Robbins (1994)
Kelvin Randolph (1990-93)
Steve Loden (1986, 1987)
Tony Jones (1985)
Louis Oliver (1984)
James Jones (1980-82)
Earl Carr (1975-77)
Jim Revels (1972-73)
Paul Maliska (1967-69)

31

Michael McNeely (2014)
Brian Biada (2010-11)
Cody Riggs (2010-13)
Bryan Thomas (2006-08)
Charles Brown-Rich (2004-05)
Johnny Lamar (2001-03)
Cory Bailey (2000)
Craig Dudley (1996-99)
Dock Pollard (1995)
Kenny Times (1994)
Carlton Miles (1989-92)
Tony Leon (1988)
Octavius Gould (1986)
Joe George (1984, 1985)
Kent Feely (1983)
Terry Williams (1978-1980)
Sammy Lemon (1976)
James Richards (1974-75)
Ward Eastman (1972)
Ellwood Aust (1971)
Andy Cheney (1969-70)
Tom Christian (1967-68)
David Hiers (1963)

32

D.L. Powell (2013-14)
Chris Johnson (2012)
Gerald Christian (2010-11)
Dustin Doe (2006-09)
Reggie Nelson (2005)
Zephrian Augustine (2003-04)
Willie Green (2000-02)
Eugene McCaslin (1995-99)
Todd Johnson (1998)
Kedra Malone (1990-94)
Marquette Oliver (1989)
Ricky Mulberry (1983-87)
Doug Kellom (1980)
Nap Green (1977-79)
Sammy Lemon (1975)
Andy Summers (1972-74)
Charles Hood (1969-71)
Bill McBride (1966-68)
Alan Poe (1962-65)

33

Chris Maignan (2012-13)
Mack Brown (2010-14)
Minch Minchin (2010-11)
Scott Peek (2008-09)
Moise Paul (2006-07)
Kestahn Moore (2006-08)
Darryon Robinson (2004-05)
Ran Carthon (1999-2003)
Teako Brown (1995-98)
Tony George (1994)
Errict Rhett (1989-93)
Kenny Stevens (1988)
Dwayne Glover (1985-87)
Calvin Davis (1979-1981)
Tony Green (1975-77)
Nat Moore (1973)
Tommy Durrance (1969-71)
Larry Smith (1966-68)
Jack Harper (1963-65)
Lindy Infante (1960-62)

34

Case Harrison (2013)
Alex Anzalone (2013-14)
Jason Traylor (2011)
Tim Clark (2010)
Lerentee McCray (2008-12)
Reginald Hopkins (2007-08)
Dorian Munroe (2005-06)
Lamont Sheppard (2004-06)
Alik Scott (2004)
Daryl Dixon (1999-2003)
Joe Ferguson (1998)
Luke Farmer (1997-98)
Jerome Evans (1992-96)
Brady Ackerman (1991)
Terrell Jackson (1990)
Darryl Perry (1986-89)
Scott McConico (1985)
Kenneth McLaughlin (1984)
James Bessette (1983)
Lorenzo Hampton (1981)
John Whittaker (1979)
Harold Marshall (1978)
Tony Waters (1977)
Vernon Masters (1975)
John Clifford (1970-72)
Brian Hipp (1967-69)
Marquis Baeszler (1964-66)
Bob Hoover (1960-62)

35

Michael Iorio (2013-14)
Jesse Schmitt (2011-12)
Ahmad Black (2007-10)
Cody Worton (2007)
Eric Sledge (2005-06)
Reynaldo Hill (2003-04)
Kennard Ellis (2000-01)
Dwight Jackson (1999)
TJ Truxon (1998-99)
Ernie Dubose (1995-96)
Michael Gilmore (1990-94)
James Domineck (1988)
Brad Beckerman (1986)
Shannon Burch (1979-1981)
Carl Prioleau (1977)
Jimmy DuBose (1973-75)

John Silman (1970-71)
Chip Hinton (1965-67)
Larry Dupree (1962-64)

36

David Campbell (2012-13)
Moses Jenkins (2007-11)
Nick Brooks (2002-06)
Ralph Townsend (2002-05)
Deshawn Carter (2001)
Matt McCoun (1998-2000)
Jayme Campbell (1996)
Carlton Pouncy (1995)
Kevin Freeman (1990-94)
Del Speer (1989)
Anthony Williams (1984-87)
Vito McKeever (1981-83)
David Johnson (1978)
Lenny Lucas (1971-72)
Jack Burns (1968-70)
Tom Hungerbuhler (1965-67)
Richard Skelly (1960-62)

37

Mark Herndon (2012-14)
Ben Sams (2010-11)
Brandon Sanders (2010-11)
Marcus Nemeth (2009)
Butch Rowley (2007-08)
Vincent Brown (2007-09)
Tim Higgins (2006)
Markihe Anderson (2006)
Kalvin Baker (2005)
Tim Higgins (2003-05)
Matt Neddeff (2003-04)
Antoine Sharp (2001-02)
Guss Scott (2000)
Reggie Davis (1995-99)
Teako Brown (1994)
Tyrone Baker (1993)
Eddie Lake (1990-92)
Kirby Langelier (1989)
Tony Lomack (1986)
Dwayne Glover (1984)
Frank Holloway (1979)
Joe Portale (1977-78)
Cary Geiger (1971-73)
Hunter Bowen (1970)
Rocky Doddridge (1968)
Dan Manry (1966-67)
Dallas Johnson (1963)
Bruce Starling (1962)

38

Kerollin Francois (2013-14)
Phillip Bellino (2010-11)
Zack O'Quinn (2008)
Lorenzo Campbell (2006-07)
Jonathan Phillips (2005-09)
Taurean Wiggins (2005)
Matt Piotrowicz (2000-04)
Matt Sitter (1999)
Tabious Carter (1998)
Demetrius Lewis (1996)
Pat Lowe (1994-95)
Ryan Ruland (1991-93)
Chuck Wabbersen (1989, 1990)
Willie McGrady (1987, 1988)
Dwayne Ferguson (1986)
Jay Baker (1984, 1985)
Scott Waggoner (1980)
Sammy Raulerson (1979)
Charles Skalaski (1977)
Alvin Butler (1972-74)
Harvin Clark (1969-71)
Wayne McCall (1965-67)

39

Ryan Ferguson (2014)
Todd Fennell (2011-12)
Newton Lizima (2010)
Joey Sorrentino (2006-09)
Chris Hetland (2002-06)
Stephen English (2003)
Matt Sitter (2001)
Teddy Sims (1996-99)
Tommy Shannon (1995)
Chris Bilkie (1990-94)
Cedric Smith (1986-89)
Wayne Williams (1985)

Joe Henderson (1982-84)
Larry Slaughter (1981)
Carl Prioleau (1979-1980)
Joe Voor (1978)
Larry Brinson (1974-76)
Nat Moore (1972)

40

Jarrad Davis (2013-14)
Justin Vogel (2012-13)
David Lerner (2008-11)
Brandon Hicks (2007-10)
Brandon Siler (2004-06)
Reid Fleming (2001-03)
Rod Frazier (1996-2000)
Johnnie Church (1992-95)
Kirk Robinson (1989-91)
Andy Newman (1988)
Gerold Dickens (1983-87)
Bob Kurzu (1979-81)
Tony Waters (1978)
Lewis Gilbert (1977)
David Pope (1972)
Mike Rich (1969-71)

41

Hunter Joyer (2011-14)
Miguel Carodine (2010)
Jamaal Deveaux (2005)
Ryan Stamper (2005-09)
Casey Connor (2003)
Ray Snell (2000-02)
Keith Kelsey (1995-99)
Mike Peterson (1994)
Ed Robinson (1989-93)
John Spierito (1986-88)
Pat Adams (1985)
Jimbo Pratt (1982)
Larry Keefe (1981)
Bo Smith (1977-79)
Andrew Wade (1974)
Roy Mallory (1971-72)
Danny Flanders (1970)
Jim Kelly (1967)
Steve Heidt (1964-66)

42

Keanu Neal (2013-14)
Blake Castillo (2011)
Eric Strack (2010)
Steven Wilks (2007-10)
Billy Latsko (2006)
Miguel Carodine (2006-09)
Billy Latsko (2003-05)
Byron Hardmon (1999-2002)
Jevon Kearse (1995-98)
Darren Hambrick (1993-94)
Shea Showers (1992)
Chris Doering (1991)
Henry Haston (1991)
Ron Perez (1990)
James Massey (1983-87)
Joe McLeague (1982)
Johnny Gaffney (1978-1981)
Don Dickey (1975)
Larry Frosch (1971)
Garry Walker (1968-70)
John Feiber (1964-66)
Pete Stroud (1963)

43

Kyle Crofoot (2011-14)
Jelani Jenkins (2009-10)
James Smith (2004-08)
Darryl Gresham Jr. (2005)
Andrew Jones (2004)
Matt Farrior (1999-2003)
Josh Korn (1997-98)
Chuck Marks (1998)
Matt Teague (1995-96)
Terry Jackson (1994)
Elijah Williams (1993)
Judd Davis (1992)
Ben Hanks (1991)
Pete Archie (1990)
Curtis White (1987, 1988)
Arthur White (1983-86)
Sonny Gilliam (1980-82)
Thad Adams (1979)
Warren Gaffney (1976, 78)

Glenn Cameron (1972-74)
John Faix (1968-71)
Graham McKeel (1964-67)
Jim O'Donnell (1961-63)

44

Kyle Christy (2011)
Leon Orr (2011-13)
Jason Traylor (2010)
Ean McQuay (2007-09)
Duke Lemmons (2007-10)
Marcus Thomas (2003-06)
Jay Pattela (2002)
Rob Roberts (1999-2001)
David Wasielewski (1998)
Trey Killingsworth (1997)
James Bates (1992-96)
Ephesians Bartley (1988-91)
Reggie Corlew (1984-87)
Derald Williams (1979-81)
Willie Wilder (1976-77)
Joel Parker (1971-73)
Ted Hager (1968-70)
Richard Trapp (1965-67)
Billy Joe James (1963-64)
Tom Kelley (1960-62)

45

R.J. Raymond (2014)
Antonio Riles (2013)
Newton Lizima (2011)
Christian Estevez (2010)
T.J. Pridemore (2008-10)
Bo Howard (2006-07)
Alex Bennett (2006)
Michael Brown (2004)
Eddie Hatch (2002-03)
Andra Davis (1997-2001)
Alan Rhine (1996)
Jason Bartley (1991-95)
Kendall Cook (1991)
Joey Frederick (1990)
Pat Moore (1986-89)
Leon Pennington (1982-85)
Mike Ricketts (1979-81)
Carlos Alvarez (1969-71)
Tom Abdelnour (1967)
Don Knapp (1965-66)
Ron Pursell (1962)
Ron Goodman (1960-61)

46

LeAndre Rembert (2013-14)
Drew Ferris (2010-14)
Michael Ross (2008-10)
Cody Worton (2008-09)
Kyle Pupello (2006)
Jarvis Herring (2001-05)
Pat Kelly (2003)
Pat Kelley (2002)
Eric Jonsson (1999-2000)
Rob Roberts (1998)
Mike Gipson (1997)
Xavier McDaniel (1993-96)
Demetric Jackson (1992)
Ainsely Carry (1991)
Brent Ellis (1990)
Webbie Burnett (1986, 1987)
Joey Nicoletto (1985)
Fred McCallister (1981-83)
David Dent (1980)
Tony Robinson (1978-79)
Jim Revels (1971)
Jimmy Barr (1969-71)
Robbie Rebol (1967)
Willie Lager (1961-63)

47

John Crofoot (2009-12)
Greg Taussig (2008)
Brandon Antwine (2006-10)
Todd McCullough (2001-05)
Alan Rhine (1999-2000)
Rod Graddy (1996-98)
Matt Pearson (1991-95)
Jeff Reuter (1988)
Clete Davis (1984)
Bruce Vaughn (1980-83)
Tom Wiegmann (1979)
Jim Kreis (1976-77)

Roy Mallory (1973)
Mike Palahach (1969)
Tom Campbell (1962-63)

48

William Few (2013)
Wes Owings (2012)
Neiron Ball (2010)
Rick Burgess (2008-09)
Marquis Hannah (2007-09)
Duke Estopinan (2004-06)
Tyler Guettler (2003)
Larry Kendrick (2001-02)
Roderick Royal (1999-2000)
Alex Brown (1997)
Cedric Warren (1996)
Dexter Daniels (1992-95)
Matt Hurbanis (1990-91)
Todd Gatlin (1985-88)
Clifford Charlton (1984)
Doug Drew (1981-83)
Artie Kempner (1980)
Jimbo Pratt (1979)
Rod Brooks (1978)
Joe Allen (1974-75)
Gary Petersen (1970-71)
Wayne Barfield (1965-67)

49

A.J. Mobley (2014)
Darrin Kitchens (2010-13)
Andrew Johnson (2006-07)
Jermaine Cunningham (2006-09)
Shane Cimock (2003-05)
Terrence Holmes (2002-04)
Jeff Chandler (1998-2001)
Zuri Buchanan (1996)
Tyrone Baker (1995)
Dwayne Thomas (1994)
Henry Haston (1993)
Andy Kissenberth (1992)
Judd Davis (1991) Hank Rone (1989)
Joey Nicoletto (1985-88)
Bill Nelson (1983-84)
Fernando Jackson (1979-82)
Steve Blair (1975-77)
Pat Floyd (1974)
George Wester (1971)
Jim Kelly (1970)
Tommy Glenn (1965-67)

50

Octavius Jackson (2013)
Cody Hampton (2009-11)
Sam Robey (2008-12)
Chris Pintado (2006-08)
Jay Patella (2003-05)
Branden Daniel (2004)
Marcus Oquendo-Johnson (1998-2002)
Kavin Walton (1994-96)
Gantt Crouch (1992-93)
Brad Culpepper (1988-91)
Pat Pinner (1985-87)
Phil Bromley (1982-84)
Yanney Sutton (1977-1980)
Kevin Logan (1977-76)
Ricky Browne (1971-73)
Mike Kelley (1968-70)
Max Bilinski (1962-64)

51

Antonio Riles (2014)
Michael Taylor (2010-14)
Brandon Spikes (2006-09)
Bryan Royal (2002-05)
Rod Royal (2001)
Reid Fleming (2000)
Ryan Kalich (1995-99)
Anthony Ingrassia (1992-94)
Gregg Diamond (1990-91)
Greg Baldwin (1987-89)
John Scott (1985)
Rodney Bilett (1983-84)
Tim Newton (1981-82)
Bill Allen (1981)
David Little (1978-1980)
Robbie Moore (1973-76)
Mark King (1971-72)
Brad Powell (1968-70)
George Dean (1967)

Bill Carr (1964-66)
Russell Staples (1962)

52

Travaris Dorsey (2014)
Steven Stipe (2013-14)
Jon Bostic (2009-11)
Darryl Gresham Jr. (2006)
Alvin Butler (2003-05)
Chris Reynolds (1998-2002)
Dwayne Thomas (1995-97)
David Swain (1992-94)
Anthony Riggins (1991)
Chris Bromley (1986-90)
Webbie Burnett (1985)
Ricky Williams (1982-84)
Phil Pharr (1978-1980)
Vernon Barber (1974-75)
Jan Gowland (1972)
Bernie Byers (1968)
Bobby Adams (1967)
Roger Pettee (1963-64)

53

Kavaris Harkless (2014)
Cody Adams (2012-13)
Scott Peek (2010-11)
Mike Williamson (2009)
Jamaal Deveaux (2006-08)
Joey Viscusi (2004-05)
Alik Scott (2002-03)
Wesley Bryant (2001)
Tommy Hilliard (1998-2000)
Thaddeus Bullard (1996)
Kevin Johnson (1991-95)
Brent Ellis (1987-89)
Frank McCarthy (1982-86)
Joe Good (1981)
Rod Brooks (1979-1980)
Matt Morrall (1978)
Charlie Williams (1975-77)
Kim Helton (1967-69)
Bruce Culpepper (1960-62)

54

Khairi Clark (2014)
Cameron Dillard (2013-14)
Christopher Guido (2010-12)
Brendan Beal (2008-09)
Roderick Blackett (2006-08)
Doug Guziec (2002-05)
David Jorgensen (1998-2002)
Willie Rodgers (1993-97)
Lex Smith (1991-92)
Mark Murray (1986-90)
Greg Burden (1984, 1985)
Ricky Nelson (1983)
Bill Allen (1982)
Van Jones (1980)
Van Jones (1979)
James Harrell (1978)
Herb Cain (1976)
Mike Berry (1974-75)
Ward Eastman (1973)
Dave Barnhardt (1967-68)
Gary Cliett (1962)

55

Roderick Johnson (2014)
Darius Cummings (2013-14)
Graham Stewart (2011)
Mike Pouncey (2007-10)
Jon Demps (2005-06)
Channing Crowder (2003-04)
Mike Gulla (2002)
Travis Carroll (2000-01)
Tron LaFavor (1999)
Willie Cohens (1995-98)
Kenny Times (1993)
Shawn Wilson (1992)
Scot Brantley (1977-79)
Jimmy Ray Stephens (1975)
Ralph Ortega (1972-74)
Richard Kensler (1969-71)

56

Thomas Holley (2014)
Andre Palmer (2013-14)
Dan Wenger (2011)
Maurkice Pouncey (2007-09)

Darryon Robinson (2006)
Pat Kelley (2005)
Eric Holcombe (2003-04)
Billy Latsko (2002)
Lance Butler (2001)
Daryl Owens (1997-2000)
Cameron Davis (1993-96)
Harvey Thomas (1992)
Tony Rowell (1990-91)
Thomas Johnson (1989)
James Spear (1988)
Clifford Charlton (1985-87)
Tim Newton (1983-84)
Ryan Fraser (1980-82)
Dave Onorato (1979)
Ryan Fraser (1979)
Doug Schroeder (1976-78)
Jimmy Kynes Jr. (1972-74)
Mark Buell (1971)
David Peek (1970)
Nick Sinardi (1967-69)
Charlie Pippin (1966)
Jim Bernhardt (1962-63)

57

Caleb Brantley (2013-14)
Dakota Wilson (2012-13)
Samuel Johnson (2009-10)
Carl Johnson (2006-10)
Jeremy Mincey (2004-05)
Bobby McCray (1999-2003)
Scott Bryan (1995-98)
Kevin Carter (1991-94)
Jerry Odum (1987-90)
Scott Armstrong (1984-86)
Mark Hurm (1981-83)
Tim Golden (1978-1980)
Bobby Swanz (1975-77)
David Poff (1971-72)
Tom Abdelnour (1968-69)

58

Dominique Easley (2010)
Nick Alajajian (2009-12)
Christopher Guido (2009)
Jamael Autry (2008)
Mike Williamson (2006-08)
Kenny Parker (2001-04)
Todd Poitier (1999-2000)
Johnny Rutledge (1995-98)
Willie Cohens (1994)
Harold Monk (1991-93)
Mike Kerr (1989, 1990)
Ron Moten (1982-86)
Ray Lawrence (1978-1980)
Larry Cline (1976-77)
Melvin Flournoy (1974)
Ron Doll (1971)
Fred Abbott (1970)
Wayne Compton (1968)
Gary Cliett (1963)
Roger Pettee (1962)

59

Dakota Wilson (2014)
John Fairbanks (2006-10)
Julian Riley (2003-05)
Mike Nattiel (1999-2002)
Art Link (1998)
Wyley Ritch (1993-97)
Clarke Tanner (1992)
Cal Dixon (1988-91)
Jason Lamberth (1985-87)
Mark Korff (1983-84)
Doug Smith (1980-82)
Jim Kreis (1978-79)
Mark Maynor (1975-76)
Rick Boedy (1973)
Butch Condon (1971)
Gary Kadric (1969)
Donnie Williams (1968)
John Lamb (1966)
John Watson (1965)
Jimmy Morgan (1962-63)

60

Zach Shinn (2014)
William Steinmann (2008-10)
Zach King (2003)
Bryan Savelio (2001-02)

Wes Worthington (2000)
Thomas Moody (1998)
Fred Hagberg (1996-97)
Henry McMillian (1992-94)
Mark White (1988-91)
Richard Chaison (1987)
Charles Wright (1986)
Don Tinny (1985)
Billy Hinson (1982-84)
Tom Schuh (1981)
Bubba Pratt (1977-79)
Pete Morley (1974)
John Lacer (1971-73)
Donnie Williams (1969-70)
Ray Pilcher (1968)
John Lamb (1967)
Jim Benson (1964-66)
Jack Katz (1962-63)

61

Gary Beemer (2008-10)
Vernon Shelton (2005-07)
Mo Mitchell (2001-04)
Gerald Warren (1997-2000)
Buck Gurley (1996)
Brian Kovack (1995)
Ellis Johnson (1991-94)
Brian Rooney (1990)
Joey Frederick (1989)
Kevin Silks (1985-88)
Pepper Downie (1981-84)
Ron Coleman (1977-1980)
Gerald Loper (1973-75)
Jim Heck (1972)
Gene Conrad (1969-70)
Eddie Foster (1967-68)
Allan Holt (1962)

62

Cole Gilliam (2011-12)
Tucker Blanton (2010)
Hayden Chance (2009)
Lamar Abel (2007-08)
Ronald Dowdy (2002-04)
James Stone (2003-04)
Bennie Mills (2000-01)
Corey Yarbrough (1995-99)
Dean Golden (1990-94)
Greg Diamond (1989)
Chris Birch (1987, 1988)
Rich Desnoyers (1986)
Alonzo Mitz (1982-85)
John Whittaker (1981)
Joe McTague (1980)
Mark G'Francisco (1979)
Mark Midden (1977-78)
Gavin Sprietsma (1975-76)
Jeff Cain (1974)
Joe Sheppard (1971-72)
Mac Steen (1967-69)
Red Anderson (1964-66)
Jerome Jones (1962-63)

63

Trip Thurman (2011-14)
Cole Gilliam (2009-10)
Jim Tartt (2004-08)
Jonathan Marvin (2001-05)
Aaron Deal (1998-2000)
Tommy Hilliard (1997)
Craig Carey (1992-93)
Wesley Sheffield (1991)
Tony Daniels (1989)
Tracy Daniels (1984-88)
Joe Good (1983)
Lawrence Patrick (1981-82)
Wally Smojver (1979-1980)
Wally Hough (1977)
Don Swafford (1976, 78)
Mike Williams (1973-75)
Walter Hutchinson (1971)
Bruce Cutright (1969)
Gary Duven (1967)
Jack Thompson (1962-63)

64

Kyle Koehne (2009-13)
Kyle Newell (2006-08)
Anthony Guerrero (2003-04)
Jarod Lloyd (2002)

David Kearley (1998-2001)
Jason Perry (1997)
Derrick Chambers (1996)
Jeff Turner (1992)
David Swain (1991)
Philip Johnson (1989, 1990)
Richard Chaison (1988)
Mark Seager (1987)
Ray West (1986)
Greg Cleveland (1983-85)
Sam Garland (1982)
Mark G'Francisco (1980-81)
Bill Bennek (1977-79)
Keith Tribble (1975-76)
Burton Lawless (1972-74)
Gary Padgett (1971)
Eric Taggart (1970)
Gunnar Paulson (1969)
Mike Santille (1968)
John Whatley (1963-65)
Bob Hosack (1960-62)

65

Tommy Jordan (2011-12)
Glen Watson (2009-10)
Brad Hiers (2006-08)
Billy Griffin (2003-04)
Arpedge Rolle (1999-2002)
Sean Ladd (1996)
Scott Perry (1995)
Derek Walker (1993-94)
Jerry Scranton (1992)
James Chasko (1991)
Rick Wells (1989)
Jack Gerzina (1984, 1985)
Dan Plonk (1979-82)
Gary Lenard (1977-78)
Robert Adkins (1975)
Jimmy Ray Stephens (1973)
Ray Pilcher (1970-71)
Robbie Rebol (1968-69)
Charlie Gaussiran (1963)
Wade Ertzinger (1961-62)

66

James Wilson (2007-12)
Todd Bunce (2002-05)
Erik Strange (1997-2001)
Keith Council (1993-96)
Dexter Smith (1989-92)
Keith Williams (1982-85)
Robin Fisher (1979-81)
Scott Hutchinson (1975-77)
David Hitchcock (1971-73)
Randy Warbitton (1969)
J.D. Pasteris (1966-67)
Larry Beckman (1963-65)

67

Jon Halapio (2009-13)
Jess Williams (2008)
Drew Miller (2004-07)
Steven Bell (2002-03)
Tony Charles (1999)
Jayme Campbell (1997)
Mark Campbell (1992-95)
Jerry Scranton (1991)
Scott Ball (1989)
Keith Williams (1986)
Jimmy Davis (1983-87)
Alton Jones (1982)
Val Brown (1981)
Alex Hewko (1979-80)
Jay Johnson (1978-79)
Darrell Carpenter (1974-76)
Tripp Whitaker (1971)
Danny Williams (1968)
Bob Young (1967)
Gerald Odum (1963)
Larry Travis (1960-62)

68

John Reichardt (2012)
Leon Orr (2010)
Jim Barrie (2006-08)
Mike Degory (2001-05)
Elton Proskine (1999)
Scott Wise (1997-98)
Elijah Brown (1993-95)
Jace Davis (1992)

Kirby Langelier (1991)
David Swain (1990)
Rhondy Weston (1985-88)
Thomas Lockett (1984)
John Hunt (1981-83)
Andy Smith (1980)
Harold Galloway (1978-79)
Steve Kiefer (1976-77)
Fred Abbott (1971-72)
Alan Cole (1968-70)
Bill Richbourg (1962-64)

69

Nick Davis (2013-14)
Eddie Haupt (2004-07)
Casey Griffith (1999-2004)
Zach Piller (1996-98)
P.J. Harrison (1993-95)
Brian Fisher (1990-92)
Steve Minkley (1988)
Steve Scoggins (1987)
Earl Hiott (1985, 1986)
Donnie Miller (1983-84)
Dan Fike (1979-82)
Alex Hewko (1978-79)
Dennis Forrester (1975-76)
Dale Hutherson (1969-71)
Bill Dorsey (1967-68)
John Oliva (1962)

70

D.J. Humphries (2012-14)
Shawn Schmieler (2009-10)
Ronnie Wilson (2005-06, 2008)
Chris Parker (2003-04)
Dewayne DuBose (2000-02)
Cooper Carlisle (1995-99)
Richard Hornsby (1994)
Marlon Dixon (1992)
Scott Joslyn (1991)
Glenn Neely (1987-90)
Todd Lambertson (1985, 1986)
Scott Trimble (1982-84)
Andy Smith (1981)
Joe Wickline (1978-1980)
Dennis Forrester (1977)
Joe Pupello (1974-76)
Gary Padgett (1972-73)
Danny Williams (1969-71)
Mike Healey (1967-68)
Wally Colson (1964-66)
John Dent (1962-63)

71

Nolan Kelleher (2014)
Matt Patchan (2008-12)
Corey Hobbs (2006-07)
Doug Pokorny (2004-05)
Ryan Carter (2002-03)
Mike Pearson (1998-2001)
Jeff Mitchell (1992-96)
Tony McCoy (1989-91)
Scott Travis (1990)
Tony McCoy (1987, 1988)
Matt Wichman (1986)
Sam Garland (1984, 1985)
Jim Kalamaras (1980-82)
Greg Barrow (1979)
Jim Kalamara (1979)*
Michael DuPree (1976-78)
Jeff Kanter (1975)
Mike Smith (1974)
Bob Stephens (1970-71)
Jim Hadley (1968-69)
Britt Skrivaneck (1967)
John Preston (1964-66)
Fred Pearson (1962-63)

72

Drew Sarvary (2014)
Jonathan Harrison (2009-13)
Shawn Schmieler (2007-08)
Lance Butler (2002-05)
Thomas Moody (2000-01)
Russ Gravlee (1999)
Deac Story (1994-98)
Greg Gingelski (1990-93)
John Durden (1985-89)
Gary Ellis (1982-84)
Vince Jones (1981)

Dock Luckie (1977-1980)
Dan Grebe (1974, 76)
Len Fuller (1971)
Billy Dowdy (1970)
Fred Abbott (1969)
Terry Morris (1967-68)
Larry Sagner (1964-65)
John Thompson (1962)

73

Tyler Moore (2013-14)
Sharrif Floyd (2010-12)
Xavier Nixon (2009-10)
Byran Jones (2008)
Carlton Medder (2003-07)
Jonathan Lively (2001-02, 2004)
Earnest Smith (2000)
Pat Browning (1995-98)
Jim Watson (1990-93)
David Williams (1984-88)
Buddy Schultheis (1981-83)
Steve Tanner (1978-79)
Bruce Mulliniks (1976)
Sylvester King (1975-77)
Bob Hackney (1971-72)
Mike Field (1968, 70)
Steve Clark (1967)
Bob Lyle (1963-64)
Anton Peters (1960-62)

74

Trenton Brown (2013-14)
Jessamen Dunker (2012)
Maurice Hurt (2006-10)
Randy Hand (2002-05)
Zac Zedalis (1996-2001)
Jason Odom (1992-95)
Gantt Crouch (1990-91)
Jason McLellan (1988)
Jeff Zimmerman (1983-86)
Vince Jones (1982)
Gary Ellis (1981)
Wally Hough (1978-1980)
Bruce Mulliniks (1974-75)
Kris Anderson (1971-73)
Jack Youngblood (1968-70)
Don Giordano (1967)
Sidney MacLean (1962-64)

75

Chaz Green (2010-14)
Phil Trautwein (2004-08)
Shannon Snell (2000-03)
Ben Brown (1997-99)
Donnie Young (1992-96)
Craig Carey (1990-91)
Jason McLellan (1987)
Richard Starowesky (1985-89)
Lomas Brown (1981-84)
Jim Subers (1979-80)
David Starkey (1972-75)
Eddy Moore (1970-71)
Bob Stephens (1968)
Doug Splane (1967)
Gerald Odum (1962)

76

Max Garcia (2012-14)
Marcus Gilbert (2006-10)
Tavares Washington (2003-05)
Chad Tidwell (2000-02)
Michael Younkin (1996-99)
Zach Piller (1995)
Keith McMahon (1994)
Ryan Taylor (1990-93)
Brad Hatcher (1986-89)
Thomas Lockett (1985)
Mark Spicer (1984)
Tony Hensley (1983)
Glenn Meyers (1981)
Greg Barrow (1979-80)
Robert Weaver (1979)
Jimmie Clark (1978)
Mike Guido (1977)
George Sullivan (1975-76)
Paul Parker (1972-74)
David Peek (1971)
Jim Kiley (1968-70)
Paige Cutcliffe (1967)
Dennis Murphy (1962-64)

77

Andrew Mike (2014)
Ian Silberman (2010-13)
Jason Watkins (2004-08)
Max Starks (2000-03)
Cheston Blackshear (1995-99)
Eric Johnson (1993-94)
Nick Quintana (1992)
Hersham Ismail (1988-91)
Bob Sims (1986, 1987)
Crawford Ker (1983-84)
Jon Redmond (1979-82)
Mark Totten (1975-77)
Mike Stanfield (1972-74)
Robert Harrell (1969-71)
Guy Dennis (1967-68)
Frank Lasky (1962-63)

78

David Sharpe (2014)
Trevon Young (2013)
David Young (2008-11)
Simon Codrington (2006-07)
Michael Brown (2005)
Jonathan Colon (2001-04)
Kenyatta Walker (1997-2000)
Todd Holland (1996)
Reggie Green (1992-95)
Mark Campbell (1991)
John Williams (1989, 1990)
Doug Evans (1987)
Tommy Duhart (1984, 1985)
Larry Douglas (1983)
Russell Gallon (1981-82)
Dozyier Hinton (1976-79)
Dan Grebe (1975)
Clint Griffin (1972-74)
Sandy Ellison (1971)
Skip Amelung (1968)
George Dean (1967)
Dennis Tschetter (1962-64)

79

Quinteze Williams (2013)
Matthew Fuchs (2012-14)
Corey Hobbs (2008-09)
Jamael Autry (2007)
Steve Rissler (2003-06)
Bobby Williams (2001-02)
Leon Hires (1998-2000)
Mo Collins (1994-97)
Keith McMahon (1993)
Sam McCorkle (1992)
Mark Grimes (1991)
Josh Taotai (1989)
Charlie Wright (1987-1988)
Walter Byrd (1984-86)
Jon Moyle (1981-83)
David Mabardy (1978-79)
David Forrester (1975-77)
Joe Wunderly (1972-74)
Bill Dowdy (1971)
Wayne Griffith (1968-69)
Larry Fairall (1962-63)

80

C'Yontai Lewis (2014)
JaJuan Story (2011)
Desmond Parks (2009-10)
Trent Pupello (2006)
Nyan Boateng (2005)
Bernard Middleton (2004)
Reggie Vickers (2001-03)
Alex Willis (1997-2000)
Shawn Nunn (1992-96)
Sarola Palmer (1991)
Henry Haston (1990)
Mark McGriff (1986-88)
Darrell Woulard (1985)
Bob Vitello (1983)
Chris Faulkner (1979-82)
Paul Faulkner (1979)
Ron Enclade (1975-76, 78)
Tony Anderson (1974)
Ken Booth (1971)
Tim Good (1970)
Gene Peek (1968-69)
Brian Jetter (1966-67)
Barry Brown (1963-65)

Sam Holland (1960-62)

81

Case Harrison (2014)
Marqui Hawkins (2013)
Darius Masline (2012-13)
A.C. Leonard (2011)
Robert Clark (2010)
Aaron Hernandez (2007-09)
Dallas Baker (2002-06)
Ronald Dowdy (2000-01)
Nick Schiralli (1997-99)
Jamie Richardson (1995)
Travis McGriff (1994)
Monty Duncan (1990-92)
Geoff Pappas (1988)
Clifton Reynolds (1986, 1987)
Bob Hoffman (1985)
Mark McGriff (1984)
Randy Clark (1982-83)
Bill Allen (1980)
Juan Collins (1978-79)
Hank Foldberg (1971-73)
Jan Gowland (1970)
Britt Skrivaneck (1968)
Rex Rittgers (1967)
Gary Thomas (1963-65)

82

Moral Stephens (2014)
Bair Diamond (2012-13)
Omarus Hines (2008-11)
Christopher Coleman (2007)
Louis Murphy (2005-06)
Otto Graham (2003-04)
Aaron Walker (1999-2002)
Dwight Edge (1996-98)
Greg See (1995)
Aubrey Hill (1991-94)
Charlie Dean (1989, 1990)
Jeff Day (1988)
Walter Odom (1983-87)
Mike Mularkey (1980-82)
Jimbo Donigan (1979)*
Jim Subers (1978)
Larry Adams (1971)
David Ghesquiere (1967-69)
Don Barrett (1964-66)
Larry Gagner (1963)
Floyd Dean (1962)

83

Jake McGee (2014)
Solomon Patton (2010-13)
David Nelson (2005-09)
Anthony Scott (2005)
Darrell Carpenter (2002-04)
Kirk Wells (1999-2001)
Thomas Hewitt (1997-98)
Jason Dean (1995-96)
Taras Ross (1993)
Henry Haston (1992)
Kevin Glenn (1991)
Harvey Thomas (1988-90)
James Jones (1984-86)
Dwayne Dixon (1981-83)
Joe Voor (1979)
Rocky Rote (1976-78)
Ray Brown (1971)
Ken Ratcliffe (1968)
Jack Coons (1965-67)
Russ Brown (1962-63)

84

Colin Thompson (2012-13)
Quinton Dunbar (2010)
Christopher Coleman (2009)
Tate Casey (2004-08)
Ben Troupe (2000-03)
Elgin Hicks (1999)
Rob Roberts (1997)
David Nabavi (1995-96)
Harrison Houston (1990-93)
Darrell Woulard (1988)
Bogie Statham (1986)
Scott Lang (1984, 1985)
Rusty Moore (1981)
Van Jones (1978-79)
Jimmy Stephens (1976)
Chris McCoun (1971-73)

Jerry Coker (1970)
Bill Dowdy (1969)
Steve Ely (1966-68)
Lynn Matthews (1963-65)
Neal Sneed (1962)

85

Chris Thompson (2013-14)
Lynden Trail (2010)
Frankie Hammond, Jr. (2008-12)
Greg Taussig (2006-07)
Andrew Fritze (2006-08)
MacKenzie Pierre (2002-05)
Hunter Cain (2003-04)
Reggie Vickers (2000)
Ian Skinner (1999)
Trey Killingsworth (1998)
Steve Shipp (1997)
Ian Skinner (1996)
George Rushing (1990-92)
Mike Brandon (1989)
Tim Thompson (1988)
Tom Peddie (1982-85)
David Galloway (1978-1981)
Don Swafford (1977)
Keith Tribble (1974)
Mike Moore (1971-73)
Bob Coleman (1969)
Paul Ewaldsen (1963-66)
Steve Long (1962)

86

Raphael Andrades (2012-14)
Levi Leigh (2008)
Riley Cooper (2006-07)
Dane Guthrie (2004)
Darrell Lee (2000-03)
Sean Ladd (1997)
Charlie Dean (1991-93)
Alonzo Sullivan (1988-90)
Doug Evans (1986)
Kenneth McLaughlin (1985)
Gary Rolle (1982-84)
Vince Jones (1979-80)
Dan McCravy (1971)
Rick Schmidt (1969)
George Dean (1968)
Bernie Byers (1967)
Chip Hoyer (1964-65)
Bob Lindsey (1962-63)

87

A.J. Mobley (2012-13)
Tevin Westbrook (2012-14)
William Steinmann (2011)
Josh Postell (2009-10)
Justin Williams (2006-07)
Jimmy Newmeyer (2003-05)
Danny Heard (2000-01)
Robby Stevenson (1995-98)
Chris Braun (1993-94)
Cameron Davis (1992)
Terrell Jackson (1991)
Aubrey Hill (1990)
Kelvin Calhoun (1987-88)
Rodney Jones (1982-86)
Mike Clark (1978-1980)
Larry Frosch (1972)
Jim Yancey (1968, 70-71)
Mike Santille (1966-67)
Ken Werth (1962)

88

Clay Burton (2011-14)
Michael McFarland (2010)
Paul Wilson (2007-08)
Cam Brewer (2005-06)
David Kenner (2003-04)
Alex Kish (2001-02)
Elgin Hicks (2000)
Erron Kinney (1998-99)
Taras Ross (1994-97)
Jeremy Kennedy (1991-93)
Kirk Kirkpatrick (1986-90)
Mark McGriff (1985)
Duncan Parham (1984)
Wilber Marshall (1981-83)
James Jones (1979)*
Tony Stephens (1977-78)
Alvis Darby (1973-75)

Richard Buchanan (1969-71)
Jim Yarbrough (1966-68)
Randy Jackson (1963-65)
Tom Gregory (1962)

89

Alvin Bailey (2013-14)
Stephen Ali (2009-12)
Derek Baldry (2005-07)
Markell Thompson (2004-05)
Jeremy Sadow (2003)
Brian Stone (2001)
Marshall Schaap (2000)
Brendt Talcott (1999)
Kirk Wells (1998)
Erron Kinney (1995-97)
Greg Keller (1989-93)
Tracy Ellis (1988)
Ricky Nattiel (1983-86)
Spencer Jackson (1979-82)
Wes Chandler (1975-77)
Hollis Boardman (1971-73)
Mike Gurkin (1970-73)
Skip Amelung (1969)
Paul Hughes (1968)
Mike McCann (1967)
Charles Casey (1963-65)
Billy Cash (1962)

90

Jonathan Bullard (2012-14)
Evan Holmes (2011)
Lawrence Marsh (2006-10)
Michael Hill (2003-04)
Thaddeus Bullard (2000)
Marshall Schaap (1999)
Aaron Walker (1998)
Mike Moten (1993-97)
Leroy Jones (1991-92)
Huey Richardson (1986-90)
Don Tinney (1983-84)
Val Brown (1980-82)
Jimmy Kalamaras (1979)
Val Brown (1979)
Jeff Kanter (1976-77)
Mike Smith (1974)
Preston Kendrick (1972-74)

91

Joey Ivie (2013-14)
Earl Okine (2008-12)
Derrick Harvey (2004-07)
Sylvester McGrew (2001-03)
Derrick Chambers (1997-2000)
Tremayne Allen (1994-96)
Pat Lowe (1993)
Deak Peyton (1992)
Jim Franklin (1991)
Stephon Mack (1988-90)
Joe Vorwerk (1986, 1987)
Todd Gatlin (1984)
Walter Byrd (1983-84)
John Landry (1981)
Louis Pappas (1979)
Greg Tennell (1975-77)

92

Gerald Willis (2014)
Connor Gilboy (2013)
Lynden Trail (2011)
Bobby Kane (2007-08)
Terron Sanders (2006-10)
Bobby Kane (2005-06)
Taurean Charles (2002-04)
Sean Morton (2001-03)
Bobby Williams (2000)
Lamar Moore (1999)
Reggie McGrew (1995-98)
Chris Braun (1992)
Richard Mickell (1990-91)
Tony Rowell (1988, 1989)
Ephesians Bartley (1987)
Mike Register (1986)
Chris Mogle (1985)
Melvin Ellison (1981-84)

93

Taven Bryan (2014)
Dallas Stubbs (2013)
Kedric Johnson (2009-12)

Javier Estopinan (2007-08)
Steven Harris (2002-06)
Brendt Talcott (2000-03)
Thomas Moody (1999)
Tim Beauchamp (1995-98)
Scott Perry (1994)
Bill Gunter (1989-92)
Trace Armstrong (1988)
Dan Tecler (1987)
Alonzo Johnson (1983-85)
Walter Byrd (1982)
Larry Keefe (1980)
Bill Bell (1976-79)
Robert Adkins (1974)

94

Bryan Cox, Jr. (2012-14)
Gerry Marseille (2011)
Justin Trattou (2007-10)
Jarvis Moss (2003-06)
Clint Mitchell (1999-2002)
Ed Chester (1994-98)
William Gaines (1990-93)
Mike Brandon (1988)
Andy Newman (1987)
Trevor Mills (1985, 1986)
John Landry (1982-83)
Preston Roberts (1981)
Pete Garcia (1980)
Melvin Flournoy (1976-77)
Ray Brown (1972)

95

Alex McCalister (2012-13)
Francisco Velez (2011-14)
Hagens Succes (2010-11)
Torrey Davis (2007-08)
Ray McDonald (2002-06)
Jeff Whitaker (2002-03)
Major Parker (2001)
Kenny Parker (2000)
Paul Richmond (1999)
Collins Cooper (1997-98)
Scott Wise (1996)
Mike Jackson (1994-95)
Kavin Walton (1993)
Anthon Lott (1992)
Marlon Dixon (1991)
James Speer (1989, 1990)
Raji Gordon (1987)
Steve Stipe (1983-86)
Tom Wiegmann (1980-82)
Robert Adkins (1976-77)

96

Sterling Stanley (2013)
Jafar Mann (2012)
William Green (2008-11)
Dwayne Norris (2003-04)
Thomas Pittman (2000)
Thomas Moody (1997)
Ernie Badeaux (1995-96)
Bart Edmiston (1994)
Rod Whited (1990-92)
Jeff Roth (1984-88)
Thomas Lockett (1983)
Greg Cleveland (1982)
Lawrence Patrick (1980)
Steve Eisenbarth (1978)
Richard Ruth (1976-77)
John Baressi (1973)

97

Brooks Abbott (2014)
Evan Holmes (2012)
Tevin Westbrook (2011)
Brad Phillips (2010-13)
Edwin Herbert (2009)
John Brown (2007-08)
Alex Harrell (2006-07)
Nick Fleming (2003-05)
Tranell Morant (2003-04)
Ian Scott (2000)
Jayme Campbell (1998-99)
Collins Cooper (1996)
David Barnard (1992-95)
Mike Brandon (1990-91)
Doyce Jackson (1988, 1989)
Jim Thompson (1987)
LaWayne Cheney (1986)

Roland Cummings (1983-85)
Rodney Billett (1982)
Jimbo Pratt (1980-81)
Mark Dent (1979)
Fred Wildman (1974-75)

98

Jorge Powell (2014)
Quintez Williams (2012)
Zack Brust (2010-11)
Troy Epps (2008-09)
Clint McMillan (2006-07)
Joey Iijas (2006-07)
Brandon Abbaspour (2004-05)
Clint McMillan (2003-05)
Tron LaFavor (2000-02)
Anthony Mitchell (1995-99)
Anthony Riggins (1992-94)
Godfrey Myles (1988-91)
James Speer (1987)
Robert Lasky (1986)
Pat Miller (1982-85)
Doug Wright (1980)
Lawrence Patrick (1979)
Melvin Flournoy (1975)
Joe Reynolds (1974)

99

Jay-nard Bostwick (2013-14)
Omar Hunter (2008-12)
Lutrell Alford (2004-07)
Howard Lingard (2003)
Ian Scott (2001-02)
Buck Gurley (1997-2000)
McDonald Ferguson (1992-96)
Tim Paulk (1988-91)
Henry Brown (1984-87)
Roy Harris (1981-83)
John Whittaker (1980)
John Spinks (1977)
Sammy Green (1973-75)

Unknown #'s

Bill Allen (1979)
Johnell Brown (1979)
Val Brown (1979)
Ivory Curry (1979)
Jimbo Donigan (1979)
Danny Fike (1979)
Cameron Foster (1979)
Ryan Fraser (1979)
Mark G Francisco (1979)
Sonny Gilliam (1979)
Spencer Jackson (1979)
James Jones (1979)
Vince Jones (1979)
Jim Kalamara (1979)
Larry Keefe (1979)
Doug Kellom (1979)
Bob Kurzu (1979)
Joe McTague (1979)
Pablo Mila (1979)
Mike Mularkey (1979)
Gordon Pleasants (1979)
Dan Plonk (1979)
John Redmond (1979)
Scott Sinkewiz (1979)
Andy Smith (1979)
Doug Smith (1979)
Don Van Wie (1979)
Derald Williams (1979)
John Cory (1962)
Larry Hess (1962)
Bob Lyle (1962)



DR. KENT FUCHS // UNIVERSITY PRESIDENT

Dr. W. Kent Fuchs became the University of Florida's 12th president in January 2015.

Most recently the provost of Cornell University, Dr. Fuchs' experience combines academic leadership as a provost, dean and department chair; a distinguished career as an engineering professor; and graduate education in both engineering and divinity. In accepting the presidency, Dr. Fuchs outlined his overarching goal for UF: To elevate its stature, as measured by quality and comparative excellence, to that of one of the nation's best public universities.

President Fuchs will pursue this objective by continuing to lead the university's preeminence plan, along with a campus-wide goal-setting effort to set objectives for the next five- and ten years. He will seek to significantly increase UF's endowment; enhance the efficiency and effectiveness of university operations; and establish UF as a national leader and voice for higher education.

The UF presidency is a natural next step for Dr. Fuchs, who spent six years as Cornell's provost. There, he led the creation of a new technology campus in New York City, launched a university wide initiative to raise Cornell's academic stature and was a key leader of Cornell's fundraising ef-

forts. He was appointed provost after serving as the university's Joseph Silbert Dean of Engineering from 2002 to 2008. He joined Cornell from Purdue University, where he headed the School of Electrical and Computer Engineering from 1996 to 2002. He was a professor in the Department of Electrical and Computer Engineering and the Coordinated Science Laboratory at the University of Illinois from 1985 to 1996.

He is a fellow of the American Academy of Arts and Sciences, the American Association for the Advancement of Science, the Institute of Electrical and Electronics Engineers, and the Association for Computing Machinery, and has received numerous awards for teaching and research.

President Fuchs earned his doctorate in electrical and computer engineering from the University of Illinois, and a master of divinity from Trinity Evangelical Divinity School in Chicago. He credits divinity school with teaching him communication and community-building skills, and to balance his innately analytic perspective with a deep appreciation for people and for human relationships. He also holds a master of science from the University of Illinois and a bachelor of science in engineering from Duke University.

Dr. Fuchs is married to Linda Moskeland Fuchs, an art historian whose scholarship centers on the sculpture of sarcophagi created in the first centuries of Christian art-making. Mrs. Fuchs has two master's degrees in art history, from the University of Chicago and Cornell, and a third in Biblical studies, from Trinity Evangelical Divinity School. She is active in campus and community life, including spending six years on the board of Chesterton House, a center for Christian studies at Cornell, the past three years as chair.

The Fuchses have three sons and a daughter, Micah, Eric, Isaac and Christine. Eric and their daughter-in-law, Mikaela, have a baby boy named Henry.

Born on an Oklahoma farm in 1954, President Fuchs spent much of his youth in Alaska before moving to Miami, where he graduated from Miami Killian Senior High School. His two younger brothers and stepmother live in South Florida.

2013-14 UNIVERSITY OF FLORIDA ATHLETICS ASSOCIATION BOARD OF DIRECTORS

The University Athletic Association, Inc. (UAA, Inc.) is governed by a Board of Directors. That board has the final say on policies, procedures and the budget. Two-thirds of the UAA, Inc. Board of Directors is composed of University of Florida administrators and faculty members. More specifically, the Board consists of the University president, the provost, the vice president of administrative affairs, two presidentially-appointed faculty members, the athletics director, the chairman of the Board of Trustees or his designee, the Gator Boosters, Inc. President or his designee, two students and two alumni representatives.

- Mr. Gary Condon, UAA Treasurer (Alumni Rep)
- Dr. Dan Connaughton (Faculty Rep)
- Mr. Charles B. Edwards (Ex-Officio)
- Mr. Robert H. Gidel, Past Gator Booster President (Ex-Officio)
- Mr. Andy Fawbush, UAA Board President (Alumni Rep)
- Mr. C. Ronald Coleman, Gator Booster President
- Dr. Joe Glover, UF Provost and Senior V.P. (Senior University Admin)
- Dr. Charles Lane, UF Senior V.P. and COO (Senior University Admin)
- Dr. Kent Fuchs, University President
- Dr. Andrew McCollough, UAA Secretary (Chair - IAC)
- Mr. Steve Nouis, UAA Vice President (National Alumni Rep)
- Dr. Michael Sagas (Faculty Athletic Rep)
- Dr. Christine Schmidt (Faculty Rep)
- Morgan Frazier (Student Rep)
- Ms. Lynda Tealer, Executive Associate A.D. (Senior Women's Administrator)
- Ms. Joselin Padron-Rasines, Student Body President (Student Rep)

2013-14 UNIVERSITY OF FLORIDA ATHLETICS INTERCOLLEGIATE ATHLETIC COMMITTEE

Formed in 1991 by then University of Florida President, Dr. John Lombardi, the Intercollegiate Athletic Committee (IAC) has a broad agenda that includes the general oversight of the intercollegiate athletics program at the University of Florida. Responsibilities of the IAC include: 1) Recommending policy changes related to academic issues; 2) Monitoring admission progress of student-athletes; 3) Monitoring changes in NCAA rules and procedures and reviewing with the UAA compliance officer the institution's compliance program; 4) Reporting to the faculty on issues related to intercollegiate athletics; 5) Making additional recommendations to the President on any matter related to intercollegiate athletics. Members of the IAC include six faculty, two students, the faculty athletics representative, two administrators and three nonvoting ex-officio members from the UAA.

- Dr. John Banko, Lecturer
- Dr. Frank Bova, Professor
- Dr. Keith Carodine, Senior Associate A.D.
- Dr. Kara Dawson, Professor
- Mr. Jeremy Foley, Athletics Director
- Dr. Joseph Glover, Provost and Senior V.P.
- Dr. Michael Katovich, Professor
- Mr. David Kratzer, Vice President
- Mr. Jamie McCloskey, Associate A.D.
- Dr. W. Andrew McCollough, Associate Provost for IT, E-Learning and Distance Education
- Ms. Melissa Orth, Relations
- Dr. Mark Rush, Professor
- Dr. Michael Sagas, Professor and Chair
- Ms. Lynda Tealer, Associate A.D.
- Dr. Allen Wysocki, Associate Dean and Professor
- Student Rep TBD
- Student-Athlete Rep TBD



Michael Sagas, Ed.D.
NCAA Faculty Representative



Jeremy N. Foley, who has handled virtually every aspect of the University of Florida's \$112.8 million athletic program during his athletic administrative career - which began with an internship in the Gator Ticket Office in 1976 - was named UF's Director of Athletics in March of 1992. He is the second longest tenured athletic director among Bowl Championship Series Conference schools.

Foley, 62, brings a passionate top-to-bottom team approach to the top athletic post at the University of Florida. Foley's philosophy involves the continued building of a comprehensive athletic program, with the goal of having the overall UF program ranked as the top athletic program in the nation.

As chief financial officer for the University Athletic Association (JAA), Foley has spearheaded a number of capital improvement projects in the athletic department. The project lists includes two major expansions of the football stadium, a multipurpose athletic fieldhouse, new facilities for tennis, track & field, soccer, baseball, golf, softball and swimming. Foley also played a role in the construction of the academic advising center on the University of Florida campus, which serves UF students and Gator student-athletes, in the early 1990's and assisted in funding the renovation of the Stephen C. O'Connell Center in 2011. A project that enhanced the football experience for Gator student-athletes, staff and visitors - was completed in July of 2008 and received platinum certification from the Leadership in Energy and Environmental Design (LEED) Green Building Rating System, the highest ranking available. It is the first building in Florida and the first athletic

JEREMY N. FOLEY // DIRECTOR OF ATHLETICS

facility in the nation to achieve platinum status. A 1,500 seat-stadium Lacrosse facility - offering fans a great view of this fast-paced sport - was completed prior to the inaugural season in the spring of 2010. Since 2006, UF has invested more than \$102 million in capital improvements and another \$100 million in capital improvements is currently on the books for three major projects - a complete renovation of the O'Connell Center, upgrading the Academic Advising Center and an indoor football practice facility.

Foley's commitment to the overall athletic program includes a plan of increased opportunities for women, as three women's sports have been added under his tenure - soccer, softball and, most recently, lacrosse.

Also, in an era when the NCAA estimates 90 percent of Division I schools are losing money on intercollegiate athletics, the University of Florida Athletic Association has contributed more than \$56.3 million since 2006 to help fund University of Florida academic endeavors.

Florida has been equally successful on the field of play and in the classroom during Foley's administrative tenure. The Florida athletic program has ranked among the nation's top 10 for 32-straight years (1983-84 - 2014-15) and among the top five for 17 of the last 24 years, according to national all-sport rankings. Florida was among the nation's top four schools in each of the last seven years, including three straight runner-up finishes from 2011-12 - 2013-14. Florida was the first school to win the Capital One Cup in both the men's and the women's competition since the Cup was introduced in the 2010-11 season. The Gator men's program won the first two men's Capital One Cups in 2011 and 2012 and the women captured the 2014 Cup. In the five-year history of the Capital One Cup, Florida is the only program to finish each season in the men's and women's top 10.

UF became the first program in collegiate history to own both the men's basketball and football national titles in the same calendar year, after capturing crowns in 2006. The men's basketball team then became the first repeat champions in their sport in 15 years after cutting the nets down again in 2007.

Foley is the only athletic director in Division I histo-

ry to supervise a program that has won multiple national titles in football (1996, 2006, 2008) and men's basketball (2006, 2007). Overall, 26 Gator teams have been crowned national champions under his watch, tied for the top total in the nation among sitting Athletic Directors. Florida has captured a nation's leading 17 national championships since 2006 and UF is the only school in the nation to have captured multiple national championships in each of the last six years. UF has captured 125 SEC Championships under Foley and the Lacrosse team has captured five straight Conference Championships (four American Lacrosse Conference and one Big East Championships). Florida has swept the Southeastern Conference All-Sports Title 15 times under Foley, a feat no other school in the SEC has every accomplished.

UF's commitment in the classroom is equally impressive. Under Foley, UF student-athletes have been honored 100 times as Academic All-Americans. The University of Florida has more than 1,746 SEC Academic Honor Roll honorees in the last decade.

The Gator athletic coaching family, which Foley had a large part in assembling, has collected 104 conference Coach-of-the-Year awards during the last 24 years. The Gators had an amazing 10 coaches earn the league coach of the year honors during the 2012-13 year. Equally impressive is that 10 UF student athletes won their respective conference player of the year in 2012-13.

Florida student athletes remained involved in the community and beyond. A total of 449 UF student athletes participated in 4,365 hours of community service in 2014-15, partnering with 23 schools, 10 civic organizations and 22 non-profit organizations. The "Goodwill Gators" program was recognized by the National Consortium of Academics and Sports and received the 1998 Outreach and Service Award and Florida was honored with a White House commendation for volunteerism in 1994.

Foley was named the Street & Smith's SportsBusiness Journal National Athletic Director of the Year in June of 2006 and the National Football Foundation and College Football Hall of Fame awarded him the 2007 John L. Toner Award. The Toner Award is designed to honor and acknowledge outstanding

athletic directors who have demonstrated superior administrative abilities especially in the area of college football.

Foley also served on the NCAA Division I Management Council from 1997-2002.

Foley was named Honorary Alumnus of the University of Florida by the Florida Alumni Association Board of Directors in October of 2000.

Born in Washington, D.C., but calling New London, N.H., home, Foley received his undergraduate degree in 1974 from Hobart College in Geneva, N.Y., where he also coached and scouted for the tradition-rich lacrosse program following graduation. He went on to earn his master's degree in sports administration from Ohio University in 1976 and then joined the Gator athletic program as an intern in the ticket office. In 1995, the Ohio Graduate School presented Foley with the school's Distinguished Alumni Award. The Ohio University Alumni Association also awarded Foley with the Medal of Merit in September of 2008.

In 2008, the Hobart Alumni Association presented Foley with the Medal of Excellence, their highest honor, for outstanding achievements as Athletic Director at the University of Florida, which has brought honor and distinction to his alma mater.

The Holderness School, a small, private, college preparation school in Plymouth, New Hampshire presented Foley, class of 1970, with their 2007 Distinguished Alumni Award in November of 2007.

Foley was named the United States Sports Academy Carl Maddox Sports Management Award winner in October of 2009. The Award is named in honor of the former athletic director of Louisiana State University and Mississippi State University, Corbet Award and United States Sports Academy Board of Trustees member, is given annually to an individual for his or her contributions to the growth and development of sport enterprise through effective management practices.

An avid sports and Boston Red Sox fan, Foley ran the Boston Marathon in a 3:39.51 clip in April of 1995 and completed the course in 3:28.10 in 1998. A dog lover and proud owner of one Labrador retriever, he is involved with the Humane Society and local charities.

2015-2016 GATOR BOOSTERS, INC. BOARD OF DIRECTORS

Ron Coleman/Orange Park President	Steve deMontmolin/Gainesville	Bill Lloyd/New Smyrna Beach	Bob Spencer/Bradenton	LEGACY DIRECTORS	DISTINGUISHED DIRECTORS	In Memoriam
Len Johnson/Dade City President-Elect	Tom Donahoo/Jacksonville	Bonnie Lyons/Gainesville	Kyle Story/Lake Wales	Gary Condron/Ponte Vedra Beach	Jack Berry, Jr./Windermere	Tommy Oakley/Winter Haven
Richard Ahrens	J. Rex Farrior, III/Tampa	Neil McFarlane/Jupiter	Baxter Troutman/Winter Haven	Don Dizney/Windermere	Barrett Bostick/Auburndale	Jerry Chicone, Sr.
West Palm Beach	Preston Farrior/Tampa	Rick McGinnis/Gainesville	Karen Unger/Tallahassee	John Frost/Bartow	Guy Bostick/Auburndale	Rex Farrior, Jr.
John Alvarez/Ocala	Merritt Fore/Ocala	Steve Melnyk/Jacksonville	Ward Wagner/West Palm Beach	Stumpy Harris/Orlando	Mark Bostick/Auburndale	Jack Holloway
Dean Asher/Orlando	Tom Freeman/DeBary	Vic Miranda/Boca Raton	Mary Jo Walker/Fort Myers	Bill Heavener/Winter Park	Deirdre Dizney Brand/Ocala	Scott Linder
John Bales/Tampa	Kent Fuchs/Gainesville	Tom Mitchell/Gainesville	Bill Walton/Jacksonville	Bryan Kornblau/Glen Allen, VA	Wayne Carse/Orlando	Paul McDonald
Judy Boles/Gainesville	George Garcia/Atlantic Beach	Eric Nickelsen/Pensacola	Harry Wilder/Gulf Breeze	Joe Chapman/Panama City	Joe Chapman/Panama City	Alfred McKethan
Chris Bryan/Fernandina Beach	W. C. Gentry/Jacksonville	Gene Peek/Jacksonville	In Memoriam	Jerry Chicone, Jr./Orlando	Irene Dizney/Windermere	Frank Oliver
Lee Chira/Orlando	Eric Holm/Winter Park	Nancy Perry/Gainesville	Jimmy Anderson	Ed Evans/Chicago, IL	Ed Evans/Chicago, IL	Alfred Ring
Doug Cone/Ocala	Rogers Holmes/Orange Park	Jon Pritchett/Gainesville	Warren Cason	Mary Lee Farrior/Tampa	Ed Evans/Chicago, IL	George Sanders
Michael Connelly/Tampa	Hollis Hooks/Lakeland	Fred Ridley/Tampa	Duke Crittenden	Rob Gidel/Windermere	Kimberly Beach Walden/Bainbridge, GA	
Marshall Criser III/Tallahassee	Hjalma Johnson/Dade City	Geoffrey Roepstorff/Sanibel Island	Fred Montsdeoca	Ben Hill Griffin, III/Frostproof	Al Warrington/Miami	
Bruce Culpepper/Tampa	Jim Kimbrough/Brooksville	M. G. Sanchez/Gainesville		David Hughes/Winter Park	Wayne Wiles/Ft. Myers	
Doug Davidson/St. Petersburg	Darryl Leclair/St. Petersburg	Mike Sasso/Winter Park		Len Johnson/Dade City		
Jody Davis/Gainesville	Leonard Levy/Tampa	Kathie Seabrook/Ponte Vedra Beach		Tom Johnson/Dade City		
	Pat Lloveras/Dunedin	Bryant Skinner/Jacksonville		Greg Masters/Lakeland		

FLORIDA'S ATHLETIC SUCCESS

UNIVERSITY ATHLETIC ASSOCIATION

Strategic Purpose

Provide a championship experience with integrity on and off the field for student-athletes and the Gator Nation.

Vision Statement

Be the model collegiate athletics program, combining excellence and integrity in academics, athletics, and fan engagement to elevate the UF brand.

UF ANNUAL FINISHES NATIONAL ALL-SPORTS COMPETITION

The University of Florida is the only school in the country to finish among the nation's top 10 overall most successful programs each year since 1983.

Academic Year	UF Finish
1983-84	5th
1984-85	4th
1985-86	8th
1986-87	4th
1987-88	5th
1988-89	9th
1989-90	5th
1990-91	5th
1991-92	5th
1992-93	4th
1993-94	4th
1994-95	5th
1995-96	3rd
1996-97	5th
1997-98	T-2nd
1998-99	4th
1999-00	7th
2000-01	7th
2001-02	3rd
2002-03	7th
2003-04	6th
2004-05	6th
2005-06	5th
2006-07	6th
2007-08	6th
2008-09	3rd
2009-10	2nd
2010-11	4th
2011-12	2nd
2012-13	2nd
2013-14	2nd
2014-15	4th

Note: Prior to 1993-94, USA Today ranked the nation's top athletic programs. Beginning with 1993-94, The National Association of College Directors of Athletics took over the all-sports rankings.

NATIONAL CHAMPIONSHIPS IN DIFFERENT SPORTS

The Gators have won a national championship in 13 different sports in school history, a figure that ranks fourth nationally among all Division I colleges and best in the SEC.

School	Sports with National Championships
Stanford	20
UCLA	20
Southern Cal	17
FLORIDA	13

Top-10 national championship finishes by 13 Gator programs – including a pair of NCAA team titles – led the University of Florida athletics program to fourth in the in the 2014-15 Learfield Sports Directors' Cup standings. The finish marks Florida's seventh straight top-four finish in the rankings.

The Learfield Sports Directors' Cup, presented annually by the nation's athletics directors, recognizes the schools with the best overall sports performances in an academic year. Points are awarded based on finishes and participation in 20 NCAA Division I sports.

Gymnastics and softball repeated as NCAA champions again in 2015. The gymnastics title was the third consecutive for the Gators, as its 0.05 winning margin equaled the slenderest in the meet's 34-year history. Softball took their second straight Women's College World Series title. The Gators are the first in the 11-year history of the WCWS Championship Series format to claim the title by winning Games 1 and 3.

Florida's 13 top-10 national team finishes in 2014-15 matches the second-highest in school history, as at least 10 Gator teams have turned in top-10 finishes in each of the last 14 seasons. The program's record of 14 top-10 finishes came in 2009-10.

FLORIDA'S NATIONAL CHAMPIONSHIP TEAMS

Team	Year	Championship
Men's Golf	1968	NCAA Championship
Men's Golf	1973	NCAA Championship
Women's Swimming	1979	AIAW Championship
Gymnastics	1982	AIAW Championship
Women's Swimming	1982	NCAA Championship
Men's Swimming	1983	NCAA Championship
Men's Swimming	1984	NCAA Championship
Women's Golf	1985	NCAA Championship
Women's Golf	1986	NCAA Championship
Women's Track	1992	NCAA Indoor Championship
Women's Tennis	1992	NCAA Championship
Men's Golf	1993	NCAA Championship
Football	1996	Associated Press/Coaches'
Women's Tennis	1996	NCAA Championship
Soccer	1998	NCAA Championship
Women's Tennis	1998	NCAA Championship
Men's Golf	2001	NCAA Championship
Women's Tennis	2003	NCAA Championship
Men's Basketball	2006	NCAA Championship
Football	2006	BCS/Associated Press
Men's Basketball	2007	NCAA Championship
Football	2008	BCS/Associated Press
Women's Swim & Dive	2010	NCAA Championship
Men's Indoor Track & Field	2010	NCAA Championship
Men's Indoor Track & Field	2011	NCAA Championship
Women's Tennis	2011	NCAA Championship
Men's Indoor Track & Field	2012	NCAA Championship
Women's Tennis	2012	NCAA Championship
Men's Outdoor Track & Field	2012	NCAA Championship
Gymnastics	2013	NCAA Championship
Gymnastics	2014	NCAA Championship
Softball	2014	NCAA Championship
Gymnastics	2015	NCAA Championship
Softball	2015	NCAA Championship

UF ANNUAL FINISHES IN THE SEC ALL-SPORTS TROPHY

Year	Men	Women	Overall
1973-74	3rd	---	---
1974-75	3rd	---	---
1975-76	4th	---	---
1976-77	2nd	---	---
1977-78	2nd	---	---
1978-79	3rd	---	---
1979-80	7th	---	---
1980-81	4th	---	---
1981-82	4th	---	---
1982-83	4th	---	---
1983-84	3rd	2nd	2nd
1984-85	4th	1st	2nd
1985-86	6th	2nd	3rd
1986-87	3rd	2nd	3rd
1987-88	2nd	1st	T1st
1988-89	2nd	1st	1st
1989-90	6th	3rd	4th
1990-91	2nd	2nd	2nd
1991-92	1st	1st	1st
1992-93	1st	1st	1st
1993-94	1st	2nd	1st
1994-95	2nd	1st	1st
1995-96	1st	1st	1st
1996-97	3rd	1st	1st
1997-98	1st	1st	1st
1998-99	1st	2nd	1st
1999-00	1st	1st	1st
2000-01	3rd	1st	1st
2001-02	1st	1st	1st
2002-03	1st	1st	1st
2003-04	1st	2nd	1st
2004-05	1st	3rd	1st
2005-06	2nd	3rd	2nd
2006-07	1st	1st	1st
2007-08	2nd	1st	1st
2008-09	1st	1st	1st
2009-10	1st	1st	1st
2010-11	1st	1st	1st
2011-12	1st	1st	1st
2012-13	1st	1st	1st
2013-14	1st	1st	1st
2014-15	2nd	2nd	1st

Note: The New York Times Regional Newspaper Group took over coordination of the SEC All-Sports rankings in 1994-95. Prior to that, the league tabulated the SEC All-Sports totals.

THE GATOR NATION

CARLOS ALVAREZ

(Football, 1969-71)

Alvarez finished his career as the all-time leading receiver at UF. He has spent over 25 years as an attorney after graduating from UF with High Honors in 1972. He got his law degree from Duke in 1975, graduating with Honors. Alvarez was a 3-time Academic All-American and earned an NCAA Post-Grad Scholarship Award in 1971. He was inducted into the Academic All-America Hall of Fame in 1989.

STEPHANIE ABRAMS

(BS Geography, 1999)

After graduating from UF, Abrams became a meteorologist. She began working for The Weather Channel in 2003, currently serving as co-host for Wake Up with AI and as a field reporter for the network.

ERIN ANDREWS

(BS Telecommunications, 2000)

Erin Andrews, who earned her telecommunications degree from UF in 2000, became a familiar face on ESPN broadcasts as a reporter after joining the network in 2004. Andrews, who now works for FOX, covers everything from college football and basketball to Major League Baseball and the National Football League. She was a member of the Dazzlers – a dance team of UF students that performs on the sidelines of Gator athletic events.

Andrews



JENN BROWN

(Softball, 2000-03)

After playing softball at UF, Brown entered the broadcasting field. A two-time Emmy Award winning sports broadcaster, Brown currently works as a host for NFL Network, NBC, UFC and DirectTV. She previously spent eight years as a reporter and host for ESPN.



Brown

DR. J. ROBERT CADE

The legendary University of Florida scientist who led the research team that gave the world Gatorade. Cade and his research fellows began experimenting with Gatorade in 1965 with the Florida football team and it has grown into a multibillion-dollar sports drink industry that has brought in more than \$150 million in royalties to UF.

Carter



KEVIN CARTER

(Football, 1991-94)

An All-American in 1994, Carter was the sixth overall pick in the 1995 NFL Draft and played 14 years in the league. He joined ESPN in 2012 as a college football studio analyst, appearing on ESPN and the new SEC Network. He began his broadcasting career as an analyst on SEC Gridiron Live on Fox Sports.

CRIS COLLINSWORTH

(Football, 1977-80)

The All-Pro wide receiver with the Cincinnati Bengals, who was named the 1981 NFL Rookie of the Year, has emerged as a five-time Emmy Award-winning studio analyst for his broadcast work on FOX, NBC and HBO, where he was a co-host on the award-winning HBO show "Inside the NFL." He is currently NBC's game analyst on its weekly NFL Sunday Night Football broadcast.

JACK KATZ

(Football, 1962-64)

Jack Katz, a letterman from 1962-64 and starting lineman, was one of the stars of the great upset victory over Alabama in Tuscaloosa in 1963. He founded Panama Jack following his graduation from UF. Katz was inducted into the UF Athletics Hall of Fame in 2008.

HEATHER MITTS

(Soccer, 1996-99)

Mitts helped the 2004 and 2008 U.S. Olympic Teams win back-to-back gold medals and trained with the 2006 U.S. National Team. An injury kept her off the 2007 U.S. World Cup Team, but she worked for ESPN and its coverage of the event. She was also a member of the 2011 U.S. Women's World Cup team.

JESSE PALMER

(Football, 1997-2000)

Palmer joined ESPN in 2007 as a college football analyst after five seasons in the NFL. He has served as an analyst in the booth for big time games around the country and provides insight on ESPN College Football Primetime. He was recently named the lead analyst for the new SEC Network.



Palmer

HOWIE ROSEMAN

(BA Political Science 1997)

Entering his fifth season as the general manager of the Philadelphia Eagles and his 15th overall season with the team. He became the youngest GM in the league after being promoted in 2010 from Vice President of Player Personnel.

EMMITT SMITH

(Football, 1987-89)

An NFL Hall-of-Famer, Smith was named the 1990 NFL Rookie of the Year before earning NFL MVP honors in 1993 and being named MVP of Super Bowl XXVIII (1994). He became the all-time rushing leader in NFL history during the 2002 season. Upon retirement from the NFL, Emmitt showed his footwork remained intact by winning the 2006 "Dancing with the Stars" title.

DARA TORRES

(Swimming, 1985-89)

The 1988 overall SEC Female Athlete of the Year, who was a 28-time All-American at UF, made U.S. history in 2000 when she became the first woman to swim on four U.S. Olympic Teams. Torres topped that in 2008 when she became the first female swimmer over 40 to compete in the Olympic Games. At 41, she won three silver medals and has a total of 12 Olympic Medals.

Chances are you've met many Gators in your life... Chances are you remember them.

As Gators, a unique experience defines us. We lead and know how to follow. We speak and know when to listen. We run Fortune 500 companies and cure diseases. We influence every field of business and science with unique perspectives and inspired collaboration. We come together to form an unbreakable bond that produces some exceedingly memorable Gators.

DID YOU KNOW?

- In 1985, Florida became a member of the Association of American Universities, the prestigious higher-education organization comprising the top 62 public and private institutions in North America.
- UF ranked first among AAU public universities in the number of master's degrees awarded to Hispanic students, third in the number of master's degrees awarded to African-American students, and second in the number of bachelor's degrees awarded to both African-American and Hispanic students in 2011-12.
- UF contributes over \$8 billion annually to Florida's economy and is responsible for more than 106,000 jobs.
- UF is consistently ranked among the nation's top universities: No. 14 in U.S. News & World Report "Top Public Universities" (August 2013); No. 3 in Kiplinger's "Best Values in Public Colleges" (2013); No. 3 in the Fiske Guide to Colleges list of Best Buys Among Publics (2014); No. 15 on the Forbes list of best public universities (2013); and No. 1 on Washington Monthly magazine's list of national universities that offer the best bang for the buck (2013).
- UF alumni include nine former Florida governors, two Nobel Prize laureates, eight NASA astronauts and eight former U.S. ambassadors.
- UF counts 42 faculty elections to the National Academy of Sciences, Engineering, the Institute of Medicine, or the American Academy of Arts and Sciences

The University
of Florida is in
Gainesville ...
the GATOR NATION
is everywhere.

COMMUNITY INVOLVEMENT

Gator Football Student-Athletes complete more than 400 hours of community service each year in the greater Gainesville Area. Every Gator Football student-athlete participates in at least two service activities each year. For the second year in a row, a football player was recognized as the UAA's most involved male student-athlete by the University Athletic Association, Inc. Mark Herndon-2015, Mike McNeely-2014)

GOODWILL GATORS

Mission Statement

The mission of the University Athletic Association's Goodwill Gators Community Outreach Program is to foster citizenship between administration, coaches, student-athletes and the greater Gainesville community. Through volunteerism, Goodwill Gators:

- strengthens our commitment to greater Gainesville and the surrounding communities.
- encourages citizenship, civic virtues and how one should behave as part of a community.
- enhances the personal development of student-athletes.

HISTORY

With the accolades and benefits received by student-athletes come responsibilities. Student-athletes have a responsibility to serve the community that supports them as they grow physically, mentally and emotionally. The Goodwill Gators program understands and meets the need to be involved within the community by participating in weekly and annual service projects.

The Goodwill Gators program provides student-athletes with quality volunteer opportunities that allow them to give back to the community. In turn, the community may utilize the Goodwill Gator student-athletes as positive role models, eager volunteers and motivational speakers.

The Goodwill Gators program has been recognized nationally by the National Consortium of Academics and Sports (1998, 2000-14) for its outreach and service commitment to the community. Student-athletes have demonstrated a high commitment to the Goodwill Gators program making consistent appearances with several organizations.

PRESIDENTIAL SERVICE WINNER

Mike McNeely was recognized with a Presidential Service Award Winner for completing over 100 hours of community service in a calendar year. The Presidential Service Award is given by the University of Florida Center for Leadership and Service to students in recognition of their outstanding contribution to the community.

COMMUNITY PROGRAMS

Gator Literacy

Designed to promote reading and literacy in Alachua County. Once a week, student-athletes read stories with children during their class time.



Stephen Foster Intramurals

The children of Stephen Foster Elementary look forward to Tuesdays, when the Gators come to play intramural activities with them.

Gator Tracks

Gator Tracks remains as one of the University Athletic Association's biggest events by provides shoes for students in seven schools in Alachua County on free or reduced lunch. Each day for two weeks Gator Student-Athletes deliver shoes and socks to the 450 students of seven Elementary Schools in Alachua County. Every student is paired with a Gator student-athlete to help with the sizing and fit of the socks and shoes. Since the creation of Gator Tracks over 7,000 pairs of shoes have been delivered.

Swamp Field Trip

A program that started in the spring of 2009, the "Swamp Field Trip" is available to local middle schools as a reward for their students who achieve good grades, are involved in community service, have had major improvements, etc. The students have the opportunity to speak with players and have a special tour of the football facility given by the players.

Gator Club

The Gator Club program is a partnership with the UF Health Medical Plaza. On Wednesdays and some Fridays, members of the UF football team visit with the pediatric patients at the Medical Plaza.



Climb for Cancer

For the 9th year Gators Student-Athletes volunteered their bye weekend at the Climb for Cancer sports camp. Student-athletes joined the camp participants in enjoying basketball, soccer, football, volleyball, and dance drills. Climb for Cancer is a non-profit organization that sponsors children whom have fought or are fighting cancer and gives them the opportunity to participate in a sports clinic. Participants and their families were able to meet student-athletes and use the University Athletic Association's facilities through the partnership formed with the Office of Student Life and UAA Departments.

COMMUNITY PARTNERS

The following is a list of some of the community contributions from recent years:

- Alachua County Schools
- Bread of the Mighty
- Climb for Cancer Foundation
- Caleb's Pitch
- American Red Cross
- Ronald McDonald House
- American Cancer Society Hope Lodge
- Baby Gators
- Friends of Jacyln
- Boys & Girls Club
- UF Health Pediatric Hospital
- The Salvation Army
- March of Dimes
- Junior League of Gainesville
- SBAC Partners in Education
- Special Olympics
- Girls Place
- St. Francis House
- Humane Society
- Children's Miracle Network
- Harvest Food Drive

TWO-SPORT ATHLETES // WALK-ONS

Two-sport Gators who have been drafted by the National Football League or Major League Baseball since 1980:

Reidel Anthony (WR) **Football, Track**

A 1997 first-round NFL Draft pick by the Tampa Bay Buccaneers

Rodney Brewer (QB) **Football, Baseball**

A 1987 fifth-round selection by the St. Louis Cardinals as a first baseman

Andre Caldwell (WR) **Football, Track**

A 2008 third-round NFL Draft pick by the Cincinnati Bengals

Reche Caldwell (WR) **Football, Baseball**

A 2002 second-round NFL Draft pick by the San Diego Chargers

John Capel (WR) **Football, Track**

A 2001 seventh-round NFL Draft pick by the Chicago Bears

Tate Casey (TE) **Football, Baseball**

A 19th-round selection by the Minnesota Twins in the 2004 MLB Draft as a pitcher

Riley Cooper (WR) **Football, Baseball**

A 15th-round selection by the Philadelphia Phillies in the 2006 MLB Draft and a 25th-round draft pick in 2009 by the Texas Rangers as an outfielder; also a fifth-round 2010 NFL Draft pick by the Philadelphia Eagles

Gavin Dickey (QB/WR) **Football, Baseball**

A 12th-round selection by the Seattle Mariners in the 2006 MLB Draft

Jacquez Green (WR) **Football, Track**

A second-round selection in the 1998 NFL Draft by the Tampa Bay Bucs

Ike Hilliard (WR) **Football, Track**

A 1997 first-round NFL Draft pick by the New York Giants

Cornelius Ingram (TE) **Football, Basketball**

A fifth-round 2009 NFL Draft pick by the Philadelphia Eagles

Willie Jackson (WR) **Football, Basketball**

A 1994 third-round NFL Draft pick by the Dallas Cowboys; played with the Jacksonville Jaguars in 1995-97 and Cincinnati in 1998

Taylor Jacobs (WR) **Football, Track**

A 2003 second-round NFL Draft pick by the Washington Redskins

Doug Johnson (QB) **Football, Baseball**

A second-round selection in 1996 by the Tampa Bay Devil Rays as an infielder; became the starting quarterback for the Atlanta Falcons in 2000

Erron Kinney (TE) **Football, Basketball**

A third-round 2000 NFL Draft pick by the Tennessee Titans

Marquand Manuel (DB) **Football, Track**

A 2002 seventh-round NFL Draft pick by the Cincinnati Bengals

Jamie McAndrew (Punter) **Football, Baseball**

A 1989 first-round pick by the Los Angeles Dodgers as a pitcher

Louis Murphy (WR) **Football, Track**

A fourth-round 2009 NFL Draft pick by the Oakland Raiders

Louis Oliver (DB) **Football, Track**

A 1989 first-round NFL Draft pick by the Miami Dolphins; played with Miami and the Cincinnati Bengals

Herbert Perry (LB) **Football, Baseball**

A 1991 third-round pick in the MLB Draft by the Cleveland Indians as a third baseman

Stacey Simmons (WR) **Football, Track**

A 1990 NFL fourth-round draft pick by the Indianapolis Colts

Aaron Walker (TE) **Football, Baseball**

A 2003 fifth-round NFL Draft pick by the San Francisco 49ers

Recent Florida Football Squad Members Who Have Participated in a Second Sport:

DB	Bennie Alexander	Football, Track
WR	Raphael Andrades	Football, Baseball
WR	Reidel Anthony	Football, Track
WR	Andre Caldwell	Football, Track
WR	Reche Caldwell	Football, Baseball
WR	John Capel	Football, Track
RB	Bo Carroll	Football, Track
TE	Tate Casey	Football, Baseball
WR	Riley Cooper	Football, Baseball
RB	Jeff Demps	Football, Track
QB	Gavin Dickey	Football, Baseball
DB	Vannez Gooch	Football, Track
WR	Jacquez Green	Football, Track
DT	Buck Gurley	Football, Track
WR	Frankie Hammond, Jr.	Football, Track
WR	Brian Haugabrook	Football, Track
WR	Ike Hilliard	Football, Track
TE	Cornelius Ingram	Football, Basketball
WR	Willie Jackson	Football, Basketball
WR	Taylor Jacobs	Football, Track
RB	Brandon James	Football, Track
QB	Doug Johnson	Football, Baseball
RB	Hunter Joyer	Football, Track
TE	Erron Kinney	Football, Basketball
DB	Marquand Manuel	Football, Track
WR	Louis Murphy	Football, Track
DE	Major Parker	Football, Basketball
CB	Wondy Pierre-Louis	Football, Track
RB	Chris Rainey	Football, Track
DT	Arpedge Rolle	Football, Track
WR	Deonte Thompson	Football, Track
TE	Aaron Walker	Football, Baseball
RB	Chevon Walker	Football, Track
DB	Dee Webb	Football, Track
WR	Paul Wilson	Football, Baseball

On March 13, 2010, junior running back Jeff Demps became the first student-athlete at the University of Florida to be a part of a national championship team in two different sports. Demps won the BCS National Championship in 2008 with the football team and the NCAA Championship in 2010 as a member of the indoor men's track team. He was also a part of the men's indoor track team that claimed the 2011 and 2012 NCAA titles.

WALK-ONS

For years, the University of Florida football program has encouraged and fostered a walk-on program that gives many young men each year the opportunity to live their dream of playing major college football. Many former walk-ons have eventually earned scholarships (48 alone since 1990), earned starting positions, gained All-SEC and All-America honors and even eventually played professional football. Their eventual success has become a cherished part of the Gator football tradition and heritage.

- Fourteen former Gator walk-ons have gone on to play professional football: LS James Smith, DB Hagood Clarke, DB Allen Trammell, DB Bruce Vaughan, LB James Harrell, WR Lee McGriff, PK John James, PK David Posey, QB Kerwin Bell, DB Louis Oliver, WR Chris Doering, TE Tremayne Allen, PK Jeff Chandler and FB Billy Latsko.
- Former walk-on Louis Oliver was selected in the first round of the 1989 NFL Draft by Miami. He also earned first-team All-America honors in 1987 and 1988 and was one of three finalists for the Jim Thorpe Defensive Back of the Year Award in 1988.
- Former walk-on John James went on to earn All-Pro honors as a punter in the NFL with the Atlanta Falcons.
- Former walk-on Kerwin Bell earned SEC Player of the Year honors in 1984 and completed his career in 1987 as the greatest statistical passer in SEC history. Bell became a prominent Heisman Trophy candidate in 1987.
- When Bobby Raymond completed his career in 1984, the former walk-on's name appeared in the NCAA place-kicking records in five separate categories.
- Former walk-on wide receiver Gary Rolle was named Academic All-America and winner of the National Football Foundation Scholar-Athlete Award in 1984.
- Twenty-six members of the 1991 Southeastern Conference championship team, the first official SEC title in school history, were walk-ons.
- One hundred and forty-three (143) Gator walk-ons have earned Academic All-SEC honors.
- Former walk-on Judd Davis was named the 1993 Lou Groza National Place-Kicker of the Year. He was also named a first-team All-American that season and completed his UF career in 1994 with 225 points, then the top total in school history.
- Former walk-on Chris Doering completed his Gator career in 1995 with 31 career touchdown catches, the top total in SEC and UF history. Doering was named second-team All-America, as well as first-team All-SEC, in 1995 after grabbing 17 touchdown receptions, the best seasonal mark in SEC and UF history.
- Jeff Chandler joined the Gator program as a walk-on in 1998 and by the time he departed after the 2001 season, he had become UF's all-time leading scorer (368 points) and field-goal maker (67). He was a two-time semifinalist for the Groza Award, a two-time first-team All-SEC choice and a second-team All-American in 2001.
- The 1985 Gator team that finished 9-1-1 and fifth in the final national rankings had 18 prominent players that originally joined the program as walk-ons.
- Seven former Gator walk-ons – WR Lee McGriff, WR Chris Doering, DE Preston Kendrick, PK David Posey, QB Kerwin Bell, DB Louis Oliver and PK Jeff Chandler – have gone on to earn first-team All-SEC honors.
- The 2006 BCS National Championship squad featured 36 walk-ons, including five student-athletes that earned scholarships.

COMPLIANCE INFORMATION**NCAA RULES EDUCATION PROSPECTIVE STUDENT-ATHLETES****PROSPECTIVE STUDENT-ATHLETE**

You are a “prospective student-athlete” when you start ninth-grade classes. Before the ninth grade, you become a prospective student-athlete if a college gives you (or your relatives or friends) any financial aid or other benefits that the college does not provide to prospective students generally.

You become a “recruited prospective student-athlete” at a particular college if any coach or representative of the college’s athletics interest (booster or representative) approaches you (or any member of your family) about enrolling and participating in athletics at that college. Activities by coaches or boosters that cause you to become a recruited prospective student-athlete are:

- providing you with an official visit;
- visiting you or any other member of your family anywhere other than the college campus;
- placing more than one telephone call to you or any other member of your family; or
- signing a National Letter of Intent or a University of Florida written offer of athletically related financial aid.

ACADEMICS AND AMATEURISM

It is extremely important for you to give maximum academic effort as you conclude your high school attendance while maintaining your amateur status before entering college. To practice or play during your freshman year, you must meet the provisions of NCAA Bylaw 14.3, which include: (a) graduating from high school, (b) achieving a minimum cumulative grade point average in 16 core courses and achieving a corresponding minimum combined score on the SAT, or a minimum sum total score on the ACT as determined by the NCAA Eligibility Center. You must also meet the provisions of Bylaw 12.3, which include verification that you have retained your amateur status prior to entering college. The NCAA Eligibility Center must certify the initial-eligibility and amateur status of all incoming freshman student-athletes. Therefore, you must register with the Eligibility Center as soon as possible. For online web access contact: www.eligibilitycenter.org.

INDUCEMENTS

All institutional staff members and boosters are prohibited from offering or providing any financial aid or other benefits to you or your relatives or friends other than those expressly permitted by NCAA regulations. Specifically prohibited inducements include:

- providing cash or loans in any amount, or
- signing or co-signing for a loan
- providing gifts of any kind, including clothing or equipment
- providing special discounts for goods or services
- providing free or reduced housing/rent

Should you have any questions regarding NCAA rules and regulations, please feel free to contact the University of Florida Athletic Association Compliance Office at:
(352) 375-4683, x6022

**2015 GATOR IMG SPORTS NETWORK**

All game coverage on the network begins three hours prior to kick-off. Listen to all games and shows via www.GatorZone.com and Tuneln.

Market	Station	Frequency	Market	Station	Frequency
Bartow	WWBF-AM	1130	Miami	WIOD-AM	610
Blountstown	WPHK-FM	102.7	New Smyrna Beach	WSBB-AM	1230
Brooksville	WWJB-AM	1450	Okeechobee	WOKC-AM	1570
Cocoa	WMEL-AM	1300	Okeechobee	WOKC-FM	100.9
Clearwater/Dade City	WDCE-AM	1350	Orlando	WFLF-AM	540
Clewiston	WAFC-AM	590	Palatka	WIYD-AM	1260
Ft. Myers/Naples/Marco Island	WFVN-AM	1240	Panama City	WPCF-AM	1290
Ft. Myers/Naples/Marco Island	WNOG-AM	1270	Port Saint Joe	WTKP-FM	93.5
Ft. Pierce/PSL/Stuart	WSTU-AM	1450	Ft. Walton Bch	WTKE-FM	100.3
Gainesville	WRUF-FM	103.7	Pensacola	WTKE-FM	97.1
Gainesville	WRUF-AM	850	Sarasota	WLSS-AM	930
Griffin, GA	WKEU-FM	88.9	Sebring	WWTK-AM	730
Griffin, GA	WKEU-AM	1450	Tallahassee	WVFT-FM	93.3
Homosassa	WYKE-FM	104.3	St. Augustine	WAOC-AM	1420
Jacksonville	WFJX-AM	930	Tampa	WDAE-AM	620
Key West	WKWF-AM	1600	West Palm Beach	WJNO-AM	1290
Lake City	WNFB-FM	94.3	West Palm Beach	WZZR-FM	94.3
Lake City	WDSR-AM	1340			
Lakeland	WONN-AM	1230			
Melbourne/Sebastian	WSJZ-FM	95.9			
Miami	WINZ-AM	940			

List as of June 3, 2015. Check GatorZone.com/listing for more info.

2015 SEC SCHEDULE GRID

	Sept. 5	Sept. 12	Sept. 19	Sept. 26	Oct. 3	Oct. 10	Oct. 17	Oct. 24	Oct. 31	Nov. 7	Nov. 14	Nov. 21	Nov. 28
ALABAMA	Wisconsin Arlington, Texas	Middle Tennessee Tuscaloosa	Ole Miss Tuscaloosa	UI-Monroe Tuscaloosa	Georgia Athens	Arkansas Tuscaloosa	Texas A&M College Station	Tennessee Tuscaloosa	LSU Tuscaloosa	Mississippi St. Starkville	Charleston Southern Tuscaloosa	Auburn Auburn	
ARKANSAS	Texas-El Paso Foyetteville	Toledo Little Rock	Texas Tech Foyetteville	Texas A&M Arlington, Texas	Tennessee Knoxville	Alabama Tuscaloosa	Auburn Foyetteville	UT-Martin Foyetteville	Ole Miss Oxford	LSU Baton Rouge	Mississippi St. Foyetteville	Missouri Foyetteville	
AUBURN	Louisville Atlanta, Ga.	Jacksonville St. Auburn	LSU Baton Rouge	Mississippi St. Auburn	San Jose St. Auburn	Kentucky Lexington (Oct. 15)	Kentucky Lexington (Oct. 15)	Arkansas Foyetteville	Ole Miss Auburn	Texas A&M College Station	Georgia Auburn	Idaho Auburn	Alabama Auburn
FLORIDA	New Mexico St. Gainesville	East Carolina Gainesville	Kentucky Lexington	Tennessee Gainesville	Ole Miss Gainesville	Missouri Columbia	LSU Baton Rouge	Georgia Jacksonville	Georgia Jacksonville	Vanderbilt Gainesville	South Carolina Columbia	Florida Atlantic Gainesville	Florida St. Gainesville
GEORGIA	UI-Monroe Athens	Vanderbilt Nashville	South Carolina Athens	Southern Athens	Alabama Athens	Tennessee Knoxville	Missouri Athens	Florida Jacksonville	Kentucky Athens	Vanderbilt Athens	Auburn Auburn	Georgia Southern Athens	Georgia Tech Atlanta
KENTUCKY	UI-Lafayette Lexington	South Carolina Columbia	Florida Lexington	Missouri Lexington	Eastern Michigan Lexington	South Carolina Columbia	Auburn Lexington (Oct. 15)	Mississippi St. Starkville	Tennessee Lexington	Georgia Athens	Vanderbilt Nashville	UNC Charlotte Lexington	Louisville Lexington
LSU	McNeese St. Baton Rouge	Mississippi St. Starkville	Auburn Baton Rouge	Syracuse Syracuse	Eastern Michigan Baton Rouge	South Carolina Columbia	Florida Baton Rouge	Western Kentucky Baton Rouge	Tennessee Lexington	Alabama Tuscaloosa	Arkansas Baton Rouge	Ole Miss Oxford	Texas A&M Baton Rouge
OLE MISS	UT-Martin Oxford	Fresno St. Oxford	Alabama Tuscaloosa	Vanderbilt Oxford	Florida Gainesville	New Mexico St. Auburn	Memphis Memphis	Texas A&M Oxford	Auburn Auburn	Arkansas Oxford	Arkansas Oxford	LSU Oxford	Mississippi St. Starkville
MISSISSIPPI STATE	Southern Miss Hattiesburg	LSU Starkville	Northwestern St. Starkville	Auburn Auburn	Texas A&M College Station	Troy Starkville	Louisiana Tech Starkville	Kentucky Starkville		Missouri Columbia (Nov. 5)	Alabama Starkville	Arkansas Foyetteville	Ole Miss Starkville
MISSOURI	SE Missouri St. Columbia	Arkansas St. Jonesboro	UConn Columbia	Kentucky Lexington	South Carolina Columbia, Mo.	Florida Columbia	Georgia Athens	Vanderbilt Nashville		Mississippi St. Columbia (Nov. 5)	BVU Kansas City	Tennessee Columbia	Arkansas Foyetteville
SOUTH CAROLINA	North Carolina Charlotte (Sept. 3)	Kentucky Columbia	Georgia Athens	UCF Columbia	Missouri Columbia, Mo.	LSU Columbia	Vanderbilt Columbia	Texas A&M College Station		Tennessee Knoxville	Florida Columbia	Cradel Columbia	Clemson Columbia
TENNESSEE	UAB Nashville	Oklahoma Knoxville	Western Carolina Knoxville	Florida Gainesville	Arkansas Knoxville	Georgia Knoxville	Alabama Tuscaloosa	Kentucky Lexington		South Carolina Knoxville	North Texas Knoxville	Missouri Columbia	Vanderbilt Knoxville
TEXAS A&M	Arizona St. Houston	Ball St. College Station	Nevada College Station	Arkansas Arlington, Texas	Mississippi St. College Station		Alabama College Station	Ole Miss Oxford	South Carolina College Station	Auburn College Station	Western Carolina College Station	Vanderbilt Nashville	LSU Baton Rouge
VANDERBILT	Western Kentucky Nashville	Georgia Nashville	Austin Peay Nashville	Ole Miss Oxford	Middle Tennessee Murfreesboro		South Carolina Columbia	Missouri Nashville	Houston Houston	Florida Gainesville	Kentucky Nashville	Texas A&M Nashville	Tennessee Knoxville

2015 SEC WEEKLY SCHEDULE**WEEK 1****Thursday, Sept. 3**

South Carolina vs. North Carolina (at Charlotte, NC)

Saturday, Sept. 5

Alabama vs. Wisconsin (at Arlington, TX)

UTEP at Arkansas

Auburn vs. Louisville (at Atlanta, GA)

New Mexico State at Florida

UL Monroe at Georgia

UL Lafayette at Kentucky

McNeese State at LSU

UT Martin at Ole Miss

Mississippi State at Southern Miss

SE Missouri State at Missouri

UAB at Tennessee (at Nashville TN)

Texas A&M vs. Arizona State (at Houston, TX)

Western Kentucky at Vanderbilt

WEEK 2**Saturday, Sept. 12**

Middle Tennessee at Alabama

Toledo at Arkansas (at Little Rock, AR)

Jacksonville State at Auburn

East Carolina at Florida

Georgia at Vanderbilt

Kentucky at South Carolina

LSU at Mississippi State

Fresno State at Ole Miss

Missouri at Arkansas State

Oklahoma at Tennessee

Ball State at Texas A&M

WEEK 3**Saturday, Sept. 19**

Ole Miss at Alabama

Texas Tech at Arkansas

Auburn at LSU

Florida at Kentucky

South Carolina at Georgia

Northwestern State at Mississippi State

UConn at Missouri

Western Carolina at Tennessee

Nevada at Texas A&M

Austin Peay at Vanderbilt

WEEK 4**Saturday, Sept. 26**

UL Monroe at Alabama

Texas A&M vs. Arkansas (at Arlington, TX)

Mississippi State at Auburn

Tennessee at Florida

Southern at Georgia

Missouri at Kentucky

LSU at Syracuse

Vanderbilt at Ole Miss

Central Florida at South Carolina

WEEK 5**Saturday, Oct. 3**

Alabama at Georgia

Arkansas at Tennessee

San Jose State at Auburn

Ole Miss at Florida

Eastern Kentucky at Kentucky

Eastern Michigan at LSU

Mississippi State at Texas A&M

South Carolina at Missouri

Vanderbilt at Middle Tennessee

WEEK 6**Saturday, Oct. 10**

Arkansas at Alabama

Florida at Missouri

Georgia at Tennessee

LSU at South Carolina

New Mexico State at Ole Miss

Troy at Mississippi State

WEEK 7**Thursday, Oct. 15**

Auburn at Kentucky

Saturday, Oct. 17

Alabama at Texas A&M

Florida at LSU

Missouri at Georgia

Ole Miss at Memphis

Louisiana Tech at Mississippi State

Vanderbilt at South Carolina

WEEK 8**Saturday, Oct. 24**

Tennessee at Alabama

Auburn at Arkansas

Western Kentucky at LSU

Texas A&M at Ole Miss

Kentucky at Mississippi State

Missouri at Vanderbilt

WEEK 9**Saturday, Oct. 31**

UT Martin at Arkansas

Ole Miss at Auburn

Florida vs. Georgia (at Jacksonville, FL)

Tennessee at Kentucky

South Carolina at Texas A&M

Vanderbilt at Houston

WEEK 10**Thursday, Nov. 5**

Mississippi State at Missouri

Saturday, Nov. 7

LSU at Alabama

Arkansas at Ole Miss

Auburn at Texas A&M

Vanderbilt at Florida

Kentucky at Georgia

South Carolina at Tennessee

WEEK 11**Saturday, Nov. 14**

Alabama at Mississippi State

Arkansas at LSU

Georgia at Auburn

Florida at South Carolina

Kentucky at Vanderbilt

TBA at Missouri

North Texas at Tennessee

Western Carolina at Texas A&M

WEEK 12**Saturday, Nov. 21**

Charleston Southern at Alabama

Mississippi State at Arkansas

Idaho at Auburn

Florida Atlantic at Florida

Georgia Southern at Georgia

UNC Charlotte at Kentucky

LSU at Ole Miss

Tennessee at Missouri

Citadel at South Carolina

Texas A&M at Vanderbilt

WEEK 13**Friday, Nov. 27**

Missouri at Arkansas

Saturday, Nov. 28

Alabama at Auburn

Florida State at Florida

Georgia at Georgia Tech

Louisville at Kentucky

Texas A&M at LSU

Ole Miss at Mississippi State

Clemson at South Carolina

Vanderbilt at Tennessee

CHAMPIONSHIP WEEK**Saturday, December 5**

SEC Football Championship (at Atlanta, Ga.)

INDEX

1000-yard Rushers147
 100-yard Receivers, Same Game153
 100-yard Receiving Games152
 100-yard Rushers, Same Game147
 100-yard Rushing Games148
 300-yard Passing Games150
 Academic All-America91
 Academic All-America Hall of Fame91
 Academic All-American of the Year91
 Against a Ranked Opponent127
 Alabama Series History118
 All-American Football Foundation Coach of the Year92
 All-Americans76
 All-Purpose Leaders (Yearly)143
 All-SEC87
 All-Star Games89
 All-Time Coaching Records116
 All-Time Comebacks168
 All-Time Numerical Roster183-187
 All-Time vs. Opponents117
 Alphabetical Roster (2015)2-3
 Alvarez, Carlos82, 91
 Ancrum, Luke46
 Andrades, Raphael19
 Anthony, Reidel82
 Anzalone, Alex19
 AP Poll Appearances127
 Arkansas Series History118
 Armstrong, Trace83
 As a Ranked Team127
 Assistant Coaches, All-Time18
 Attendance Records122
 Auburn Series History118
 Bailey, Alvin20
 Barrow, John79
 Battle of Florida89
 BCS National Championship (2007)67
 BCS National Championship (2009)68
 Ben Hill Griffin Stadium122
 Bennett, Bruce85
 Biletnikoff Award92
 Bostwick, Jay-nard20
 Bowden, Matthew20
 Bowl History128-138
 Bowl Records139
 Brantley, Caleb21
 Bronko Nagurski Trophy92
 Brown, Alex83
 Brown, Lomas79
 Bryan, Taven21
 Buchanan, Nick46
 Bullard, Jonathan21
 Butkus Award92
 Bye Week Records124
 Callahan, Kirk6
 Callaway, Antonio46
 Career Yardage Leaders154
 Carr, Bill79
 Carter, Kevin83
 Casey, Charley82
 Casino Del Sol College All-Star Game89
 CFA Scholar-Athlete91
 Chandler, Wes82
 Charlton, Clifford84
 Chuck Bednarik Award93
 Clark, Khairi22
 Coaching Records, All-Time116
 Coaching Staffs, All-Time172-175
 College Football Hall of Fame93
 College Gameday120
 Collins, Geoff7
 Collinsworth, Cris82
 Come From Behind Games168-169
 Comebacks168
 Communications Staff1, 192
 Community Involvement192
 Compliance Information194
 Consecutive Games w/o Being Shutout126
 Cox, Bryan, Jr.22
 Cronkrite, Jordan46
 Culpepper, Brad83, 91
 Davey O'Brien Quarterback Award92
 Davis, Jarrad23
 Davis, Judd86

Davis, Keivonnis47
 Dawson, Duke23
 Defensive Records159
 Defensive Statistics (2014)51
 Defensive Stats (Year-by-Year)141
 Dennis, Guy79
 Desir-Jones, Richerd47
 Diamond, Bair24
 Dillard, Cameron24
 Dixon, Kerry, III8
 Dixon, Roger, Jr.24
 Dorsey, Travaris24
 Dupree, Larry80
 Early Enrollees170
 East-West Shrine Game89
 Elam, Matt85
 ESPY93
 Fergie Ferguson Award94
 Ferguson, Forrest "Fergie"86, 94
 Ferguson, Ryan24
 First-Round Draft Picks98
 Florida All-Star Gridiron Classic89
 Florida Field Records121
 Florida Field Timeline122
 Florida Game Superlatives161
 Florida Game-by-Game Stats (2014)56
 Florida State Series History118
 Florida's Athletic Success190
 Floyd, Sharrif83
 Foley, Jeremy N.189
 Francois, Kerolin24
 Freshman Starters170
 Fuchs, Kent, Dr.188
 Fuchs, Matthew24
 Fulwood, Ahmad25
 Fumble Return Touchdowns160
 Gaffney, Jabar82
 Gagner, Larry79
 Galloway, David83
 Game Recaps (2014)59-65
 Game-Winning Field Goals155
 Gator Boosters, Inc. Board of Directors189
 Gator IMG Sports Network194
 Gator Nation191
 Gators in the NFL (2014)97
 Georgia Series History118
 Giles, Eddie25
 Gilmore, Michael91
 Goolsby, Deandre25
 Grady, Josh25
 Green, Jacques82
 Green, Sammy84
 Grier, Will26
 Grossman, Rex81
 Guy, Jacob26
 Haden, Joe85
 Hardin, Austin26
 Hargreaves, Vernon, III27, 85
 Harkless, Kavaris27
 Harris, Marcell28
 Harris, Treon28
 Harrson, Case29
 Harvin, Percy82
 Heckman, Vel83
 Heisman Trophy75, 92
 Henry, Chas.86
 Herndon, Mark29
 Hilliard, Ike82
 Holley, Thomas29
 Honor Roll, SEC90
 Hula Bowl89
 IMG Sports Network194
 Index200
 Individual Game Higs (2014)52
 Individual Game-by-Game Passing (2014) 53
 Individual Game-by-Game Rec. (2014)53
 Individual Game-by-Game Returns (2014) 54
 Individual Game-by-Game Rushing (2014) 53
 Individual Game-by-Game Sacks (2014)55
 Individual Game-by-Game Tackles (2014) .55
 Individual Game-by-Game TFL (2014)54
 Individual Statistics (2014)49-50
 Interception Return Touchdowns160
 Iorio, Michael29
 Ivey, Martez47

Ivie, Andrew47
 Ivie, Joey, IV30
 Jack Tatum Award93
 Jackson, Jack82
 Jackson, Kalif47
 Jackson, Rayshad47
 Jacobs Blocking Trophy93
 James W. Kynes Award94
 James, Brandon86
 Jefferson, Cece47
 John Mackey Award93
 Johnson, Alonzo84
 Johnson, Fred47
 Johnson, Kylan48
 Jordan, Tyler48
 Kearse, Jevon84
 Kent, Mike16
 Kentucky Series History119
 Kicking Records155
 Kickoff Return Leaders (Yearly)144
 Knight, Camrin48
 Kynes, Bill91
 Lane, Adam30
 LaPradd, Charlie92
 Last Time a Gator Was Drafted103
 Lawless, Burton79
 Letterwinners175-182
 Lewis, C'yon tai31
 Little, David84
 Lombardi Award92
 Lott Trophy93
 Lou Groza Award93
 LSU Series History119
 Manning Award92
 Margin of Victory 40+123
 Marshall, Wilber74, 84
 Masline, Darius31
 Matthews, Lynn83
 Maxwell Award92
 Maye, Marcus31
 McCalister, Alex32
 McElwain, Jim4-5
 McGee, Jake32
 McMillian, Daniel33
 Media Information (Florida)195
 Media Information (SEC)196
 Miami Series History119
 Mike, Andrew33
 Mississippi State Series History119
 Missouri Series History120
 Morrison, Antonio34
 National Championship Teams66
 National Defensive Player of the Year92
 National Freshman Player of the Year92
 National Honors26
 National Offensive Player of the Year92
 National Player of the Year92
 National Quarterback of the Year92
 National Record Holders160
 NCAA Post-Graduate Scholarship91
 NCAA Today Top Eight91
 Neal, Keanu34
 Nelson, Reggie85
 Network TV Record110
 NFL Hall of Fame93
 NFF Legacy Award91
 NFF Scholar-Athlete Award91
 NFF Draft by Decade82
 NFL Draft by Team99
 NFL Draft History, By Team104-106
 NFL Draft Results, All-Time100-103
 NFL Draft, Players Declaring Early99
 NFL Gators95-96
 NFL Gators (2014)97
 Non-Offensive Scores (Yearly)158
 Nord, Greg9
 North-South Shrine Game89
 Numerical Roster (2015)2-3
 Numerical Roster, All-Time183-187
 Nusmeier, Doug10
 Odum, Jason79
 Offensive Stats (Year-by-Year)140
 Ole Miss Series History119
 Oliver, Louis85
 Opening Day Superlatives162

Opponent Game Superlatives163
 Opponent Game-by-Game Stats (2014)57
 Opponent History117
 Opponent Individual Game Higs (2014) ..52
 Opponent Information197
 Opponent Team Game Higs (2014)52
 Ortega, Ralph84
 Outland Trophy92
 Overtime Games126
 Participation (2014)58
 Passing Leaders (Yearly)142
 Passing Records149
 Pearson, Mike79
 Peterson, Mike84
 Pittman, Latroy35
 Players Declaring Early for NFL Draft99
 Poole, Brian36
 Porter, Deiondre36
 Pouncey, Maurkice79
 Powell, Brandon37
 Powell, D.L.37
 Powell, Jeremi37
 Powell, Jorge38
 Pro Bowl97
 Pronunciation Guide3
 Punt Return Leaders (Yearly)144
 Punting Leaders (Yearly)145
 Punting Records157
 Quick Facts1
 Rain Games124
 Rankings127
 Ratliff, Keiwan85
 Ray Graves Award94
 Ray Guy Award93
 Raycom College All-Star Classic89
 Raymond, R.J.38
 Reeves, John81
 Receiving Leaders (Yearly)142
 Receiving Records151
 Record Holders160
 Record on Network TV110
 Record vs. Defending National Champions 124
 Recruiting Class (2015)46
 Reed, Justus38
 Rembert, LeAndre38
 Results (2014)49
 Return Records156
 Return Touchdowns157
 Rhett, Errict80
 Rhodes Scholar91
 Richardson, Huey83
 Riles, Antonio38
 Rimington Trophy92
 Ring of Honor74
 Robinson, Demarcus39
 Rolin, Matt39
 Rolle, Gary91
 Roster2-3
 Rumph, Chris11
 Rushing Leaders (Yearly)142
 Rushing Records146
 Sammy Baugh Trophy92
 Sandifer, Brandon48
 Scarlett, Jordan48
 Schroeder, Evan39
 Scoring Records158
 Season Bests167
 SEC Academic Honor Roll90
 SEC All-Freshman Team90
 SEC Championship Game (1993)70
 SEC Championship Game (1994)70
 SEC Championship Game (1995)71
 SEC Championship Game (1996)71
 SEC Championship Game (2000)72
 SEC Championship Game (2006)72
 SEC Championship Game (2008)73
 SEC Championships69
 SEC Coach of the Year93
 SEC Defensive Player of the Year93
 SEC Freshman of the Year93
 SEC Media Information196
 SEC Offensive Player of the Year93
 SEC Player of the Year93
 SEC Players of the Week89
 SEC Record Holders160

SEC Schedule198-199
 SEC Special Teams Player of the Year93
 Senior Bowl89
 Shannon, Randy12
 Sharpe, David39
 Sheppard, Lito85
 Sherit, Jordan40
 Shinn, Zachary40
 Showers, Valdez40
 Shutouts123
 Signing Class (2015)46
 Situational Records124
 Skipper, Tim14
 Smith, Emmitt74, 80
 Smith, Larry80
 Snell, Shannon79
 Sousa, Ryan41
 South Carolina Series History120
 Spikes, Brandon84
 Spurrier, Steve74, 81
 Staff (2015)3
 Starters, Defense (2014)65
 Starters, Offense (2014)65
 Stephens, Garrett41
 Stephens, Moral41
 Stipe, Steven, Jr.41
 Sturgis, Caleb86
 Sugar Bowl (1997)66
 Sullivan Award92
 Summers, Mike15
 Super Bowl97
 Support Staff (2015)17
 Tabor, Jalen42
 Tackle Leaders (Yearly)145
 Tannen, Steve85
 Taylor, Fred80
 Taylor, Kelvin42
 Team Game Higs (2014)52
 Team Records166
 Team Statistics (2014)49
 Tebow, Tim81
 Tennessee Series History120
 Texas A&M Series History120
 Texas vs. The Nation89
 The Swamp Quick Facts121
 Thompson, Chris43
 Thorpe Award93
 Thurman, Trip33
 Total Offense Leaders (Yearly)143
 Total Offense Records153
 Townsend, Johnny44
 Two-Sport Athletes193
 UAA Board of Directors188
 UF Intercollegiate Athletics Committee188
 UF Media Information195
 UF Stat Champions165
 Uniform Selection125
 Unitas Golden Arm Award92
 Van Sickle, Dale86
 Vanderbilt Series History120
 Walk-Ons193
 Washington, Nick44
 Weary, Fred85
 White, Will85
 William V. Campbell Trophy91
 Williams, Jarvis85
 Williams, Chris48
 Wilson, Dakota45
 Wilson, Quincy45
 Wooden Cup93
 Worton, C.J.45
 Wuerffel Trophy93
 Wuerffel, Danny74, 81, 91
 Year-by-Year Defensive Stats141
 Year-by-Year Offensive Stats140
 Year-by-Year Records115-116
 Year-by-Year Results107-114
 Yearly Leaders142
 Youngblood, Jack74, 83
 Zimmerman, Jeff79
 Zunia, Jabari48

COACHES PLAYERS 2014 RECAP HISTORY HONORS NFL GATORS RESULTS RECORDS LETTERWINNERS UF ATHLETICS

INDOOR **PRACTICE** **FACILITY**



The University Athletic Association began construction in January on an indoor practice facility for football with plans to have the facility completed by September.

The facility is located at the Sanders Football Practice Complex, located adjacent to McKethan Baseball Stadium.

The indoor practice facility houses a full, 120-yard synthetic turf football field with additional space for practice drills on the north end of the field, three camera platforms, a video work room, equipment storage and restrooms.

In addition to the indoor practice facility, the Sanders Football Practice Complex includes two natural grass fields, one 120-yard field (two end zones) and a 90-yard field (one end zone).

The indoor facility is fully air conditioned and will also have multiple overhead roll-up doors along the west side for ventilation, and also for easy access to allow the team to utilize all three fields during a practice.





2015 FLORIDA GATORS FOOTBALL SCHEDULE

9.5		NEW MEXICO STATE
9.12		EAST CAROLINA
9.19		AT KENTUCKY
9.26		TENNESSEE
10.3		OLE MISS
10.10		AT MISSOURI
10.17		AT LSU
10.31		vs. GEORGIA (JACKSONVILLE, FLORIDA)
11.7		VANDERBILT
11.14		AT SOUTH CAROLINA
11.21		FLORIDA ATLANTIC
11.28		FLORIDA STATE

#GOGATORS GATORZONE.COM