



# 2015-16 WAC MEN'S BASKETBALL MEDIA GUIDE

WACSports.com | @WACSports | #WAChoops

## CSU BAKERSFIELD

Athletic Media Relations  
9001 Stockdale Hwy., GYM 08  
Bakersfield, CA 93311-1022

gorunners.com



Ziggy Siegfried, Athletics Director .....(661) 654-2188  
Cindy Goodmon, SWA .....(661) 654-2346  
Rod Barnes, Head Coach.....(661) 654-2188  
Press Row .....(661) 654-2126  
Corey Costelloe, SID [Cell: (661) 972-0932].....(661) 654-6071  
FAX .....(661) 654-6978  
E-Mail Address .....ccostelloe1@csub.edu

## CHICAGO STATE

Athletic Media Relations  
9501 S. King Dr.  
Chicago, IL 60628

gocsucougars.com



Dr. Denisha Hendricks, Athletics Director.....(773) 995-2295  
Karen Schiferl, SWA .....(773) 995-5301  
Tracy Dildy, Head Coach .....(773) 995-3657  
Press Row .....(773) 821-2418  
Corey Miggins, SID [Cell: (773) 414-5961] .....(773) 995-2217  
FAX .....(773) 995-3656  
E-Mail Address .....cmiggins@csu.edu

## GRAND CANYON

Athletic Media Relations  
3300 W. Camelback Rd., Bldg. 22  
Phoenix, AZ 85017

gculopes.com



Mike Vaught, Athletics Director.....(602) 639-8333  
Jamie Boggs, SWA .....(602) 639-6611  
Dan Majerle, Head Coach .....(602) 639-6845  
Charles Hampton, SID [Cell: (480) 628-1754].....(602) 639-7738  
FAX .....(480) 270-3672  
E-Mail Address .....charles.hampton@gcu.edu

## MISSOURI-KANSAS CITY

Athletic Media Relations  
5100 Rockhill Rd.  
SRC 201  
Kansas City, MO 64110

umkckangaroos.com



Carla Wilson, Athletics Director .....(816) 235-1036  
Ursula Gurney, SWA .....(816) 235-5093  
Kareem Richardson, Head Coach .....(816) 235-2718  
Press Row .....(816) 513-5452  
Rob McCutcheon, SID [Cell: (816) 284-9251].....(816) 235-1034  
FAX .....(816) 235-1035  
E-Mail Address .....mccutcheonrb@umkc.edu

## NM STATE

Athletic Media Relations  
3035 Williams Ave., Roberts Hall  
Las Cruces, NM 88003-8001

nmstatesports.com



Mario Moccia, Athletics Director .....(575) 646-7630  
Tamra Inoue, Interim SWA.....(575) 646-2423  
Marvin Menzies, Head Coach .....(575) 646-1447  
Press Row .....(575) 646-3400  
Bill Powers, SID [Cell: (940) 867-8616] .....(575) 646-2927  
FAX .....(575) 646-2425  
E-Mail Address .....powers@nmsu.edu

## SEATTLE U

901 12th Ave.  
PO Box 222000  
Seattle, WA 98122

goseattleu.com



William Hogan, Athletics Director.....(206) 296-6400  
Chelsea Herman, SWA.....(206) 220-8527  
Cameron Dollar, Head Coach.....(206) 296-5872  
Press Row.....(206) 728-2274  
Jason Behenna, SID [Cell: (206) 965-0450].....(206) 296-5915  
FAX .....(206) 296-2154  
E-Mail Address .....behennaj@seattleu.edu

## UT RIO GRANDE VALLEY

Athletic Communications  
1201 W. University Dr.  
Edinburg, TX 78539

goutrgv.com



Chris King, Athletics Director.....(956) 665-2221  
Farrah Manthei, SWA .....(956) 665-2919  
Dan Hipsher, Head Coach.....(956) 665-2221  
Press Row.....(956) 665-7271  
Jonah Goldberg, SID [Cell: (516) 659-1177] .....(956) 665-2240  
FAX .....(956) 665-2261  
E-Mail Address .....jonah.goldberg@utrgv.edu

## UTAH VALLEY

Athletic Media Relations  
800 W. University Pkwy. - MS 104  
Orem, UT 84058

wolverinegreen.com



Vince Otoupal, Athletics Director.....(801) 863-8891  
Megan Kennedy, SWA .....(801) 863-8254  
Mark Pope, Head Coach .....(801) 863-8670  
Jason Erickson, SID [Cell: (303) 946-6774].....(801) 863-5451  
FAX .....(801) 863-8813  
E-Mail Address .....jason.erickson@uvu.edu

## WAC

9250 E. Costilla Ave.  
Suite 300  
Englewood, CO 80112

wacsports.com



Jeff Hurd, Commissioner .....(303) 799-9221  
Connie Hurlbut, Deputy Commissioner/SWA .....(303) 962-4205  
Hope Shuler, Assistant Commissioner, Media Relations ... (303) 962-4213  
Shuler's Cell Phone.....(303) 999-6380  
FAX .....(303) 799-3888  
E-Mail Address .....hshuler@wac.org

## WAC WEBSITE

WAC standings, statistics, championships information, school links and more are available on the Internet at [www.wacsports.com](http://www.wacsports.com)

### Western Athletic Conference

9250 E. Costilla Ave., Suite 300  
Englewood, CO 80112-3662  
Phone: (303) 799-9221 FAX: (303) 799-3888



## WAC STAFF DIRECTORY

|  |                |       |                    |
|--|----------------|-------|--------------------|
| Jeff Hurd, Commissioner.....   | (303) 962-4216 | ..... | jhurd@wac.org      |
| Connie Hurlbut, Deputy Commissioner and SWA.....                         | (303) 962-4205 | ..... | churlbut@wac.org   |
| Mollie Lehman, Senior Associate Commissioner and CFO .....               | (303) 962-4215 | ..... | mlehman@wac.org    |
| David Chaffin, Assoc. Commissioner of Technology & Conference Svcs. .... | (303) 962-4212 | ..... | dchaffin@wac.org   |
| Nicole Harvey, Associate Commissioner of Compliance.....                 | (303) 962-4211 | ..... | nharvey@wac.org    |
| Vicky Eggleston, Assistant Commissioner of Creative Services.....        | (303) 962-4207 | ..... | veggleston@wac.org |
| Hope Shuler, Assistant Commissioner of Media Relations.....              | (303) 962-4213 | ..... | hshuler@wac.org    |
| Robby Gabrielli, Executive Producer of WAC Digital Network.....          | (303) 962-4203 | ..... | rgabrielli@wac.org |
| Kristin Preble, Asst. Director of Championships & Marketing.....         | (303) 962-4204 | ..... | kpreble@wac.org    |
| Matt Pucak, Asst. Director of Championships & Social Media.....          | (303) 962-4214 | ..... | mpucak@wac.org     |
| Chris Thompson, Assistant Director of Media Relations.....               | (303) 962-4206 | ..... | cthompson@wac.org  |
| Denise Bullard, Administrative Assistant.....                            | (303) 962-4208 | ..... | dbullard@wac.org   |
| Andrew Docter, Championships & Compliance Intern .....                   | (303) 962-4202 | ..... | adocter@wac.org    |
| Megan McDonald, Media Relations & WAC Digital Network Intern .....       | (303) 962-4201 | ..... | mmcdonald@wac.org  |

## COORDINATORS OF OFFICIALS

|   |                         |
|---|-------------------------|
| Bobby Dibler, Men's Basketball.....       | diblerb@sbcglobal.net   |
| Violet Palmer, Women's Basketball.....    | violetpalmer12@me.com   |
| Dan Keohane, Men's & Women's Soccer ..... | dkeohane@aol.com        |
| Dave Neidlinger, Softball.....            | topofficial@comcast.net |
| Dan Pedersen, Baseball.....               | dpedersen@wac.org       |
| Alan Suzuki, Volleyball.....              | asuzuki@wac.org         |



## STAY CONNECTED WITH THE WAC



Twitter.com/WACSports @WACSports



Facebook.com/WACSports

*Use #WAChoops to follow WAC Basketball all season long*

*Use #WACvegas to follow the WAC Basketball Tournament*

## TABLE OF CONTENTS

### WAC

|                                     |       |
|-------------------------------------|-------|
| School Directory .....              | IFC   |
| WAC Directory .....                 | 1     |
| The WAC.....                        | 2-6   |
| WAC History .....                   | 7     |
| National Champions.....             | 8     |
| WAC Timeline.....                   | 9-11  |
| WAC Staff .....                     | 12-13 |
| WAC SAAC.....                       | 14-15 |
| Team Sport Summary.....             | 15    |
| WAC Championships Calendar .....    | 15    |
| WAC Men's Basketball Notebook ..... | 16-20 |
| 2015 NCAA Tournament Bracket .....  | 21    |

### THE SCHOOLS

|                            |       |
|----------------------------|-------|
| CSU Bakersfield .....      | 22-25 |
| Chicago State.....         | 26-29 |
| Grand Canyon.....          | 30-33 |
| Missouri-Kansas City.....  | 34-37 |
| NM State.....              | 38-41 |
| Seattle U .....            | 42-45 |
| UT Rio Grande Valley ..... | 46-49 |
| Utah Valley .....          | 50-53 |

### RECORDS & HISTORY

|                                       |         |
|---------------------------------------|---------|
| 2014-15 Statistics .....              | 54-65   |
| WAC Team Records.....                 | 66-67   |
| Top 25 Rankings .....                 | 68      |
| WAC Individual Records .....          | 69-70   |
| Non-Conference Records .....          | 71      |
| Attendance .....                      | 71      |
| Career Records.....                   | 72-74   |
| Single-Season Top 15 .....            | 75-78   |
| Yearly Team Leaders.....              | 79-84   |
| Yearly Individual Leaders.....        | 85-90   |
| Coaching Records/Former Coaches ..... | 91-92   |
| NCAA Tournament History .....         | 93-95   |
| NIT History .....                     | 96-97   |
| WAC Tournament History .....          | 98-104  |
| WAC Honors/Awards.....                | 105     |
| Academic All-WAC .....                | 106-107 |
| All-WAC Teams .....                   | 107-112 |
| NBA First Round Picks.....            | 112     |
| Players of the Week.....              | 113-115 |
| All-Time Standings.....               | 116-120 |
| Composite Standings .....             | 121     |
| WAC Champions .....                   | 121     |
| 2015-16 Composite Schedule .....      | 122-124 |

### CREDITS

The 2015-16 WAC men's basketball media guide is compiled and published by the WAC office with the assistance and cooperation of the conference's sports information directors and their staffs.

### EDITOR

Hope Shuler

### LAYOUT AND DESIGN

Vicky Eggleston





**WESTERN ATHLETIC CONFERENCE**



**Learn**

High standards of academic excellence are at the core of the WAC's foundation of higher education.

**Compete**

The WAC provides an exemplary university athletic experience where student-athletes compete at the highest collegiate level with utmost integrity.

**Inspire**

Student-athletes gain values from the WAC that extend far beyond their academic and athletic years at their universities. The life lessons they learn will inspire them to become better people, but more importantly, they'll become stronger leaders by inspiring those who follow them.

**LEARN • COMPETE • INSPIRE™**

# Member Schools

## CSU BAKERSFIELD



**Location:** Bakersfield, Calif.  
**Nickname:** Roadrunners  
**Founded:** 1965  
**Enrollment:** 9,000  
**Joined WAC:** 2013

**ACADEMIC:** Since opening its doors in 1970, the growth of California State University, Bakersfield has kept pace with the fastest-growing metropolitan area in the state. Thus, its role as the only four-year institution within a 100-mile radius becomes even more significant as it extends higher education opportunities to the increasing economic and social center. CSUB boasts an excellent and diverse faculty and the highest percentage of faculty in the California State University system with terminal degrees. More than 90 percent of its tenured faculty earned doctorate degrees in their fields of study. 8,000 undergraduate and graduate students on the main campus in Bakersfield and the Antelope Valley Center in Lancaster, Calif., benefit from excellent academic programs with a student-to-faculty ratio of 17:1. CSUB student learning also benefits from a wide range of co-curricular opportunities. In addition to more than 90 registered student clubs and organizations on campus, the student and campus life is enhanced by its NCAA Division I athletics program and a 75,000 square foot recreation center. CSUB and its academic programs have earned some of the nation's and region's highest accreditations.

**ATHLETIC:** After completing the NCAA reclassification process in 2009, Bakersfield has enjoyed success as a new Division I program while showing it can be competitive in that short time. The Roadrunners, who won 30 NCAA National Championships and a Sears Director's Cup as a Division II program, have already qualified for three NCAA Tournaments winning the Western Athletic Conference Tournaments in volleyball (2014) and baseball (2015). CSUB also won their first NCAA Division I Tournament game

with a 2-1 win over Ole Miss on May 30, 2015 in the Los Angeles Regional. CSUB has also won three regular-season conference championships in men's swimming (MPSF 2011) and baseball (WAC 2013) and earned an at-large berth in the 2011 NCAA men's soccer tournament. In three WAC baseball seasons, the Roadrunners boast two Pitcher of the Year Awards (Jeff McKenzie 2013, Hayden Carter 2015) as well as earning two Coach of the Year awards (Bill Kernen 2013, 2015). Other accolades within the department include the 2014 WAC Swimmer of the Year award for Mitchell Huxhold who has competed twice in the NCAA National Championships, four women's basketball postseason berths (WNIT 2014 & 2015) and (WBI 2010, 2011) and a men's basketball appearance in the 2012 CollegeInsider.com Postseason Tournament. CSUB has also sent several athletes to the professional ranks recently as 10 former baseball players are currently in the minor leagues while former soccer player Gyasi Zardes (LA Galaxy) is playing in the MLS and a standout on the U.S. men's national team while Richard Menjivar is a starter on the El Salvador men's national team. Several other men's and women's basketball and volleyball players are enjoying professional careers in the United States and overseas.

**MEN'S SPORTS:** Baseball, Basketball, Golf, Soccer, Swimming and Diving, Outdoor Track and Field, Wrestling

**WOMEN'S SPORTS:** Basketball, Cross Country, Golf, Beach Volleyball, Soccer, Softball, Swimming and Diving, Indoor and Outdoor Track and Field, Volleyball, Water Polo

## CHICAGO STATE



**Location:** Chicago, Ill.  
**Nickname:** Cougars  
**Founded:** 1867  
**Enrollment:** 5,211  
**Joined WAC:** 2013

**ACADEMIC:** Chicago State University, founded in 1867, is a public university located on 161-picturesque acres in a residential community on the Southside of Chicago. The university's five colleges – Health Sciences, Arts and Science, Business, Education, and Pharmacy - offer 36 undergraduate and 25 graduate degree-granting programs. In addition, CSU has a Division of Continuing Education and Non-Traditional Programs that reach out to the community with extension courses, distance learning and not-for-credit programs. Chicago State's student-athletes are leaders academically on CSU's campus – by example. CSU finished the 2014-15 school year with no APR penalties for the second consecutive season. 13 Chicago State teams improved on their best APR from 2013-14. Women's tennis led all Chicago State teams with a score of 988, which finished second among Western Athletic Conference women's tennis schools. The men's basketball program's score of 967 also ranked second among Western Athletic Conference men's basketball teams. Other teams also impressed during the 2013-14 single-year APR scores as five CSU teams recorded perfect single-year scores: baseball, men's golf, women's cross country, women's tennis and volleyball. As a result of their academic successes, 73 student-athletes garnered Academic All-WAC honors in 2014-15. In addition, men's tennis received an ITA Academic Team award for the third year in a row and volleyball earned a third consecutive AVCA Academic Team Award.

**ATHLETIC:** The Cougars look to build on their continued momentum from last year entering their third athletic campaign in the Western Athletic Conference, and second under current Athletic Director Dr.

Denisha Hendricks. Chicago State brings in a new volleyball coach to a team that welcomes back three letterwinners from last year and women's soccer enters year two with 13 players that gained a year of experience in NCAA Division I. The CSU men's basketball team will have a new balance of returning players and newcomers to contend for the WAC title, while the women's basketball team brings back nine letterwinners from last season's squad. Finally, the Cougars' baseball, women's golf and men's tennis programs enjoyed immense improvements in performance in 2014-15.

**MEN'S SPORTS:** Baseball, Basketball, Cross Country, Golf, Tennis, Indoor and Outdoor Track and Field

**WOMEN'S SPORTS:** Basketball, Cross Country, Golf, Soccer, Tennis, Indoor and Outdoor Track and Field, Volleyball

# Member Schools

## GRAND CANYON



**Location:** Phoenix, Ariz.  
**Nickname:** Antelopes  
**Founded:** 1949  
**Enrollment:** 14,000  
**Joined WAC:** 2013

**ACADEMIC:** Grand Canyon University was founded in 1949 and is Arizona's premier private Christian university. GCU is regionally accredited and offers more than 160 degree programs for both traditional undergraduate students and working professionals. The university's curriculum emphasizes interaction with classmates, both in-person and online, and individual attention from instructors. As a Christian university, GCU also encourages students to find their purpose in Christ, with an emphasis on applying Christian values and ethics to the workplace. GCU's quality academic programs, offered through its eight colleges, prepare students to become global citizens, critical thinkers, effective communicators and responsible leaders by providing an academically challenging, values-based curriculum from the context of our Christian heritage.

**ATHLETIC:** The Grand Canyon University Department of Intercollegiate Athletics is dedicated to providing quality programs and athletic experiences for men and women with interest and ability that is consistent with the stated mission and values of the university. The department strives to educate and involve students and the university community in the promotion of personal growth. This department strives to prepare men and women to be student-athletes distinguished by integrity, effort to succeed, and Christian conduct. Student-athletes are expected to pursue excellence on the courts and playing fields, in the classroom, and in the community. Students who choose to participate in athletic programs are challenged to lead lives committed to health, discipline, perseverance, and stewardship. Student-

athletes, coaches and staff are expected to emulate Christ in all aspects of their lives including their academic and athletic endeavors. GCU won the Learfield Sports Directors Cup in back-to-back years (2011-12 and 2012-13) as the top performing school in Division II. The Antelopes have won two NCAA Division II National Championships, doing so in men's soccer in 1996 and men's indoor track and field in 2012. As members of the NAIA, the Lopes won a combined seven national championships, four coming in baseball and three in basketball. In their two seasons in the WAC, GCU has captured regular season titles in softball (2014), women's indoor track and field (2014 & 2015), baseball (2015) and women's tennis (2015).

**MEN'S SPORTS:** Baseball, Basketball, Cross Country, Golf, Soccer, Swimming and Diving, Tennis, Indoor and Outdoor Track and Field, Volleyball, Wrestling

**WOMEN'S SPORTS:** Basketball, Cross Country, Golf, Sand Volleyball, Soccer, Softball, Swimming and Diving, Tennis, Indoor and Outdoor Track and Field, Volleyball

## MISSOURI-KANSAS CITY



**Location:** Kansas City, Mo.  
**Nickname:** Kangaroos  
**Founded:** 1929  
**Enrollment:** 14,221  
**Joined WAC:** 2013

**ACADEMIC:** The University of Missouri-Kansas City, one of four University of Missouri campuses, is a public university serving more than 16,000 undergraduate, graduate and professional students. Located in the heart of a thriving urban setting, the university is surrounded by arts, entertainment, culture and sports. UMKC engages with the community and economy based on a four-part mission: life and health sciences; visual and performing arts; urban issues and education; and a vibrant learning and campus life experience. The Princeton Review named UMKC a "Best Value" university in 2012, 2013 and 2014. The 12:1 student-faculty ratio and small classes give students a personal education and create a small-college feel, while Kansas City's metropolitan environment provides extensive opportunities for internships and networking as well as culture and entertainment.

**ATHLETIC:** UMKC enters its third year in the Western Athletic Conference in 2015. The Kangaroos are in the midst of many exciting new changes, including the appointment of Athletic Director Carla Wilson, who is a UMKC alumnus and 18-year athletics department veteran. Under her guidance last season, the 'Roos claimed three WAC titles, taking the crowns in women's soccer, volleyball and women's outdoor track. UMKC's men's basketball program also continued to play its home games at historic Municipal Auditorium. The facility has undergone major upgrades, with more upgrades in the works. Courtney Frerichs made history at UMKC as the first student-athlete to become a five-time All-American, earning the honor in cross country and track, while Martez Harrison and Bryce Miller also garnered All-American

accolades. The 'Roos continued to excel in the classroom as UMKC student-athletes posted a 3.29 cumulative GPA with Frerichs being named as an Academic All-American. The 'Roos posted an 83 percent Graduation Success rate and the Academic Progress Rate of 979 ranked second in the WAC.

**MEN'S SPORTS:** Basketball, Cross Country, Golf, Soccer, Tennis, Indoor and Outdoor Track and Field

**WOMEN'S SPORTS:** Basketball, Cross Country, Golf, Soccer, Softball, Tennis, Indoor and Outdoor Track and Field, Volleyball



# Member Schools

## NM STATE



**Location:** Las Cruces, N.M.  
**Nickname:** Aggies  
**Founded:** 1888  
**Enrollment:** 16,765  
**Joined WAC:** 2005

**ACADEMIC:** The oldest public institution of higher education in the state founded in 1888, New Mexico State University is New Mexico's land-grant institution, a comprehensive research institution of higher education dedicated to teaching, research, and service at the undergraduate and graduate levels. NM State is a NASA Space Grant College, a Hispanic-serving institution and is home to the very first Honors College in New Mexico. NM State has also been recognized by Forbes magazine as one of America's Top Colleges for 2014. NM State offers more than 175 degree programs, including 27 doctoral degrees, 56 master's degrees, and 11 graduate certificates. The university has \$129 million in research expenditures, with core research strength areas in agricultural and life sciences, computer science and computer and electrical engineering, space science and aerospace, and sustainability—including energy, environment and water. Outreach efforts at NM State help to extend our expertise in research teaching, and the development of our resources with communities throughout New Mexico and the world. NM State Extension provides the people of New Mexico with practical, research-based knowledge and programs to improve their quality of life.

**ATHLETIC:** With a rich and storied history, the century-old athletic program at NM State is a source of pride for New Mexico and the great southwest. The Aggies won the 2014-15 WAC Commissioner's Cup by claiming WAC Championships in seven sports, with all advancing to NCAA Tournament competition. Under the direction of NM State alumnus and US Bank/NM State Athletics Hall of Famer Mario Moccia,

the Aggies recorded their highest-score and placement in the history of the Learfield Sports Directors Cup. The Aggie men's basketball team won its fourth consecutive WAC Championship in 2015, notching its fifth tournament title and NCAA Tournament berth in the last six seasons. The women's basketball team claimed its first WAC title and first conference championship in 20 years and its first NCAA appearance in 27 years. The men's golf team won its third straight WAC Championship and the women's golf team picked up its second straight WAC title. The men's and women's tennis teams won their first WAC Championships. For the women, it was the first time they appeared in the NAAs, with the men's making their first NCAA appearance since 2000. The softball Aggies won the WAC Championship and advanced to the NCAA Tournament where they beat Big East Champion St. John's. The Aggie equestrian team was selected for the 11th straight season to ride at the NCEA National Championships in 2015. The Aggies are outstanding in the classroom as well with all 17 men's and women's teams cumulative grade point averages combined are at or above a 3.00 for the 20th consecutive semester. Also for the 20th consecutive semester, Scholar Student-Athlete representation (3.0 semester and or cumulative grade point average or higher) was higher than 50 percent of the student-athlete population. The Aggies had 23 student-athletes post a perfect 4.0 GPA in the spring semester.

**MEN'S SPORTS:** Baseball, Basketball, Cross Country, Football, Golf, Tennis

**WOMEN'S SPORTS:** Basketball, Cross Country, Equestrian, Golf, Soccer, Softball, Swimming and Diving, Tennis, Indoor and Outdoor Track and Field, Volleyball

## SEATTLE U



**Location:** Seattle, Wash.  
**Nickname:** Redhawks  
**Founded:** 1898  
**Enrollment:** 7,755  
**Joined WAC:** 2012

**ACADEMIC:** Seattle University, founded in 1891, is a Jesuit Catholic university located on 50 acres in Seattle's Capitol Hill neighborhood. More than 7,200 students are enrolled in undergraduate and graduate programs within eight schools and colleges. Seattle University is consistently ranked among the top 10 universities in the West by U.S. News & World Report and included in The Princeton Review's Best Colleges guide. In the past 15 years, Seattle University has invested more than \$200 million to build and renovate facilities. Thanks to a successful capital campaign, the Lemieux Library and McGoldrick Learning Commons was opened in September 2010, vastly improving the student's access to new technology as a means of enhancing their education. In September 2011, a new fitness center and a new residence hall were dedicated, further enhancing the campus life. Seattle U prides itself on its commitment to social justice, community service, and sustainability.

**ATHLETIC:** Seattle University continued its rise as a competitive Division I institution in 2014-15, as the women's soccer won its second straight WAC regular season and tournament titles before defeating Washington State in the first round of the NCAA Tournament. In addition, the women's cross country team earned its first conference title, while the men's basketball, volleyball, and baseball teams all advanced to the finals of their respective WAC Tournaments. Three-time WAC champion Shadye Melu qualified for the NCAA West Preliminary Championships in the high jump. Seattle U has advanced to 11 NCAA men's basketball tournaments, including the title game of the 1958 tournament. Famous alumni

include Elgin Baylor, Ed and John O'Brien, Eddie Miles, Tom Workman, Clint Richardson, Pat Lesser, Janet Hopps, Orrin Vincent, and Tom Gorman. The men's soccer team won the 2004 NCAA Division II National Championship, while the swim program boasted two individual national champions in a three-year span. The women's basketball and volleyball teams will enjoy a refurbished Connolly Center, as construction on the North Court and its surroundings is expected to be completed by December 2015.

**MEN'S SPORTS:** Baseball, Basketball, Cross Country, Golf, Soccer, Swimming and Diving, Tennis, Indoor and Outdoor Track and Field

**WOMEN'S SPORTS:** Basketball, Cross Country, Golf, Rowing, Soccer, Softball, Swimming and Diving, Tennis, Indoor and Outdoor Track and Field, Volleyball

# Member Schools

## UT TEXAS RIO GRANDE VALLEY



**Location:** Edinburg, Texas  
**Nickname:** Vaqueros  
**Founded:** 2015  
**Enrollment:** 28,000  
**Joined WAC (as UTPA):** 2013

**ACADEMIC:** The University of Texas Rio Grande Valley enrolled its inaugural class of first-year students in the fall of 2015, setting up the region to shine across the rest of the world as a global leader in higher education, bilingual education, health education, biomedical research, and emerging technology. UTRGV combines the talent, assets, and resources of The University of Texas at Brownsville, The University of Texas-Pan American, and the Regional Academic Health Center, along with other resources, to create a new model of excellence in education. Eleven colleges and schools form the academic foundation for UTRGV, including the College of Medicine, the College of Health Affairs, the College of Sciences, the College of Liberal Arts, the College of Fine Arts, the College of Engineering and Computer Science, the College of Business and Entrepreneurship, the College of Education and P-16 Integration, the Honors College, the Graduate College, the University College. When the UTRGV School of Medicine is fully accredited in the fall of 2016, a College of Medicine and Health Affairs will be formed that will include Nursing, Social Work, and Allied Health. Until that time, UTRGV will operate a College of Medicine and College of Health Affairs on an interim basis. The School of Medicine will offer students the most technologically advanced resources, including a 15,000-square-foot Smart Hospital complex. With a multidisciplinary approach to the curriculum and an emphasis on active learning, teamwork, and early patient care, the School of Medicine will be an invaluable resource. UTRGV offers more than 120 undergraduate and graduate programs and the Rio Grande Valley, with close proximity to the Gulf Coast, provides unparalleled opportunities to study in areas ranging from international business and cultural border issues to marine biology and environmental science. With the SpaceX launch site planned in Brownsville, the region is

also an emerging global hub for the aerospace industry. UTRGV is the second largest Hispanic-serving institution in the nation, with an emphasis on educating 21st-century leaders and professionals who are culturally fluent and have a deep understanding of the perspectives, languages, and values of different cultures.

**ATHLETIC:** The UTRGV Athletics program maintains the history of athletics from UTPA, Pan American University and Pan American College. Since 1952, the department has won 16 national and 141 conference championships while boasting 69 All-Americans, one of whom won an Olympic Gold Medal. The men's basketball team won the 1963 NAIA National Championship and returned to the title game the following season. In 1980-81, the team knocked off eventual NCAA Champion Indiana before reaching the NIT and falling to eventual champion Tulsa. Eighteen alumni have been selected in the NBA Draft, six of whom went on to play in the NBA, including former NBA Champion, All-Star and Olympic Gold Medalist Luke Jackson, whose number hangs proudly over Sam Williams Court at the UTRGV Fieldhouse. Since 2000, 27 men's basketball players have gone pro. The men's tennis team won the Big State Conference Championship every year from 1953 through 1965, winning the NAIA National Championships every year from 1961 through 1965 and finishing as finalists in 1959 and 1960. The team also won the doubles championships every year from 1959 through 1963 and in 1965 as well, to go with singles championships every year from 1961 through 1963, along with 1965. The team joined Division I in 1966 and immediately advanced to the NCAA Tournament, finishing in sixth place. The program hosted the NCAA Championships in 1975 and 1976. Thirty-five alumni have been selected in the MLB Draft, four of whom have gone on to play in majors. There are currently four alumni playing in affiliated minor league baseball. The baseball team reached the 1971 College World Series after shutting out Texas in back-to-back games and had the No. 1 ranking at the end of the season. Each of the golf teams has won five team PGA Minority Collegiate Golf Championships. The women's basketball team reached the Women's Basketball Invitational to cap off a 19-13 2014-15 season, the best in program history, that saw the team break 40 different program record. Athletics started women's soccer in 2014 and welcomes back men's soccer after a 17-year hiatus this year.

**MEN'S SPORTS:** Baseball, Basketball, Cross Country, Golf, Soccer, Tennis, Indoor and Outdoor Track and Field  
**WOMEN'S SPORTS:** Basketball, Cross Country, Golf, Soccer, Tennis, Indoor and Outdoor Track and Field, Volleyball

## UTAH VALLEY



**Location:** Orem, Utah  
**Nickname:** Wolverines  
**Founded:** 1941  
**Enrollment:** 26,933  
**Joined WAC:** 2013

**ACADEMIC:** Nestled between the towering Wasatch Mountains and the shores of Utah Lake in Orem, Utah, Utah Valley University is home to more than 30,000 students. As one of the largest institutions of higher education in the state, UVU offers more than 145 undergraduate, associate and certificate/degree programs, with graduate degrees in education, nursing and business administration. UVU is an open admissions, structured enrollment institution and serves as an important point of access to higher education within the community by providing opportunity to any student willing to perform to the university's high academic standards. From top-quality academic programs to athletics in the Western Athletic Conference, UVU focuses on providing an outstanding experience to its students—with an emphasis on engaged learning, or the combination of traditional academic discovery with hands-on context and application.

**ATHLETIC:** In its first two years as members of the Western Athletic Conference, Utah Valley University has brought six conference championships to Orem; three in each season. The 2013-14 season saw the Wolverines win titles in men's cross country and men's basketball, before a tournament title in softball marked the school's first-ever NCAA Tournament berth. The 2014-15 season was highlighted by a "Triple Crown" of sorts, with UVU men's cross country, men's indoor track & field, and men's outdoor track & field each winning their respective championships. After becoming the first UVU athlete to qualify for the NCAA Outdoor Track & Field Championships – and earning All-America status – decathlete Michael McPherson became the first Wolverine to qualify for the indoor championships. There, McPherson finished 12th in the decathlon and became an All-American for the second time. For his success, McPherson was named the WAC's Joe Kearney award winner in June. Also in 2014-15, UVU athletics continued its strong tradition of academic success, with 212 student-athletes achieving Academic All-WAC honors. As a whole, the 319 Wolverine athletes boasted an average cumulative GPA of 3.35 following the spring 2015 semester. The addition of men's soccer was a hit throughout the Utah Valley, with over 14,000 fans flocking to Clyde Field to see the program in its inaugural season. The Wolverines were 5-1-2 at home in 2014 and ranked 14th in the country in average attendance, with an average of 1,750 fans per game.

**MEN'S SPORTS:** Baseball, Basketball, Cross Country, Golf, Soccer, Indoor and Outdoor Track and Field, Wrestling  
**WOMEN'S SPORTS:** Basketball, Cross Country, Golf, Soccer, Softball, Indoor and Outdoor Track and Field, Volleyball



## SINCE 1962

After completing its 53rd year of intercollegiate competition, the Western Athletic Conference continues to evolve and feature some of the nation's best programs. One thing that remains unchanged is the persistent nature of the schools in the WAC to advance their programs to contend at the top levels of the NCAA.

The WAC provides its student-athletes the chance to travel to scenic destinations and gain exposure in some of the nation's most diverse markets and largest metropolitan cities. In addition, the WAC's student-athletes work to achieve the highest levels of success with the academic support of their respective institutions.

## CONTINUED SUCCESS

The WAC has experienced tremendous success over the years. In men's basketball, the WAC has sent at least two teams to the NCAA Tournament in 28 of the past 40 seasons. In baseball, the WAC has boasted two national champions since 2003. In women's basketball, the conference has had at least two teams qualify for the NCAA Tournament 10 times in 23 seasons, with a record five teams in 1998. The WAC also sent teams to three BCS football bowl games from 2007-10.

In 2014-15, the WAC debuted a new digital network to give fans high quality streaming internet access to many of its regular season games and postseason championships including volleyball, soccer, swimming and diving, basketball, softball and baseball.

## HISTORICAL SIGNIFICANCE

The WAC's history traces back to July 27, 1962, when the original six-team league of Arizona, Arizona State, Brigham Young, New Mexico, Utah and Wyoming began competition.

The first championship was held in November 1962, when Arizona won the men's cross country title and New Mexico followed with the first WAC football title. Arizona finished second in the NCAA College World Series and, less than three years later, Arizona State claimed the league's first NCAA title when the Sun Devils won the College World Series trophy. Fresno State was the last WAC school to earn an NCAA team title when it won the College World Series in 2008.

Since 1962, several changes have occurred. UTEP and Colorado State became members in September 1967, while Arizona and Arizona State withdrew on June 30, 1978. The WAC then added San Diego State (1978), Hawai'i (1979) and Air Force (1980). Before 1990, the WAC sponsored championships only in men's sports. However, a merger with the High Country Athletic Conference formed a single conference under one administrative structure, and the 1990-91 athletic year was the first in which both men and women competed under the WAC name. Fresno State was added in 1992, and then in 1996, the women's programs from Air Force and Hawai'i along with six new schools (UNLV, Rice, San Jose State, SMU, TCU and Tulsa) came into the WAC. Air Force, Brigham Young, Colorado State, UNLV, New Mexico, San Diego State, Utah and Wyoming withdrew on June 30, 1999. Nevada (2000), Boise State (2001) and Louisiana Tech (2001) were added while TCU withdrew following the 2000-01 season. In 2005, Idaho, New Mexico State and Utah State joined the WAC after Rice, SMU, UTEP and Tulsa withdrew. Boise State withdrew prior to the 2011-12 season. In 2012, the WAC

added Denver, Seattle U, UT Arlington, UTSA and Texas State. In 2013, the WAC added CSU Bakersfield, Chicago State, Grand Canyon, Missouri-Kansas City, Texas-Pan American and Utah Valley to join Idaho, New Mexico State and Seattle U. The new institutions replaced withdrawing members, Denver, Louisiana Tech, San Jose State, Utah State, UT Arlington, UTSA and Texas State. The WAC's current membership includes eight institutions upon Idaho's withdrawal prior to the 2014-15 season.

The WAC has had just six commissioners in its history. Paul Brechler was named the first leader of the conference and held the position from 1962-1968. He was followed by Wiles Hallock (1968-71), Stan Bates (1971-80), Dr. Joe Kearney (1980-94), Karl Benson (1994-2012) and current commissioner Jeff Hurd (2012-present).

The WAC office has been located in the Denver area since the conference's inception with the exception of a two-year stay in Phoenix from 1964-66.

## WAC CHAMPIONS

Presently, the WAC crowns team and individual champions in 19 sports – nine men's and 10 women's. For the men, there are championships in baseball, basketball, cross country, golf, soccer, swimming and diving, tennis, indoor track and field and outdoor track and field. Championships for women are held in basketball, cross country, golf, soccer, softball, swimming and diving, tennis, indoor track and field, outdoor track and field and volleyball.



### WAC Founding Fathers

**Kneeling L-R:** New Mexico FR Guido Daub, WAC SID Don Smith, BYU FR Dean Milton Hartvigsen. **Sitting L-R:** Wyoming FR Dean H.T. Person, ASU AD Clyde Smith, Arizona FR Tom Hall. **Standing L-R:** ASU FR Al Thomas, Utah FR Dean L. David Hiner, Utah AD Bud Jack, Wyoming AD Red Jacoby, New Mexico AD Pete McDavid, WAC Commissioner Paul Brechler.

## FORMER COMMISSIONERS



**Paul Brechler**  
1962-69



**Wiles Hallock**  
1969-71



**Stan Bates**  
1971-80



**Joe Kearney**  
1980-94



**Karl Benson**  
1994-2012

# National Champions

## NCAA TEAM TITLES

32 NCAA team titles have been won by the current members of the WAC

### MEN'S BASKETBALL

1993 CSU Bakersfield (II)  
1994 CSU Bakersfield (II)  
1997 CSU Bakersfield (II)

### MEN'S SOCCER

1996 Grand Canyon (II)  
1997 CSU Bakersfield (II)  
2004 Seattle U (II)

### MEN'S INDOOR TRACK AND FIELD

2012 Grand Canyon (II)

### MEN'S SWIMMING AND DIVING

1986 CSU Bakersfield (II)  
1987 CSU Bakersfield (II)  
1988 CSU Bakersfield (II)  
1989 CSU Bakersfield (II)  
1990 CSU Bakersfield (II)  
1991 CSU Bakersfield (II)  
1992 CSU Bakersfield (II)  
1993 CSU Bakersfield (II)  
1998 CSU Bakersfield (II)  
2000 CSU Bakersfield (II)  
2001 CSU Bakersfield (II)  
2002 CSU Bakersfield (II)  
2004 CSU Bakersfield (II)

### WRESTLING

1976 CSU Bakersfield (II)  
1977 CSU Bakersfield (II)  
1979 CSU Bakersfield (II)  
1980 CSU Bakersfield (II)  
1981 CSU Bakersfield (II)  
1982 CSU Bakersfield (II)  
1983 CSU Bakersfield (II)  
1987 CSU Bakersfield (II)

## WOMEN'S VOLLEYBALL

1989 CSU Bakersfield (II)

## SOFTBALL

1988 CSU Bakersfield (II)  
1989 CSU Bakersfield (II)  
1990 CSU Bakersfield (II)

## PAST TEAM TITLES

35 NCAA team titles were won by former members of the WAC

## BASEBALL

1965 Arizona State  
1967 Arizona State  
1969 Arizona State  
1976 Arizona  
1977 Arizona State  
2003 Rice  
2008 Fresno State

## MEN'S CROSS COUNTRY

1969 UTEP  
1975 UTEP  
1976 UTEP  
1978 UTEP  
1979 UTEP  
1980 UTEP  
1981 UTEP

## WOMEN'S CROSS COUNTRY

1997 Brigham Young

## FOOTBALL

1984 Brigham Young

## MEN'S GOLF

1981 Brigham Young  
1998 UNLV

## WOMEN'S GYMNASTICS

1992 Utah

## SOFTBALL


1998 Fresno State

## MEN'S INDOOR TRACK AND FIELD

1974 UTEP  
1975 UTEP  
1976 UTEP  
1978 UTEP  
1980 UTEP  
1981 UTEP  
1982 UTEP

## MEN'S OUTDOOR TRACK AND FIELD

1970 Brigham Young  
1975 UTEP  
1977 Arizona State  
1978 UTEP  
1979 UTEP  
1980 UTEP  
1981 UTEP  
1982 UTEP



Fresno State won the 2008 College World Series, defeating Georgia in the best-of-three series, 6-1, in the deciding game.



## 1960s

**July 27, 1962** – The original charter for the Western Athletic Conference is signed by the presidents of the charter member universities. Paul Brechler is named the WAC's first commissioner.

**Nov. 10, 1962** – Arizona State wins the first WAC championship as it captures the cross country title.

**Dec. 19, 1964** – Utah becomes the first school since the formation of the conference to participate in a bowl game as it defeats West Virginia, 32-6, in the Liberty Bowl.

**June 12, 1965** – Arizona State wins its first national baseball championship with a 2-1 victory over Ohio State. It is the first NCAA title in WAC history.

**March 20, 1966** – Utah becomes the first school to reach the NCAA Final Four, and Brigham Young captures the championship of the National Invitation Tournament.

**Sept. 20, 1967** – UTEP becomes the WAC's seventh member.

**Sept. 26, 1968** – Colorado State becomes the WAC's eighth member.

**June 20, 1969** – Arizona State captures its third national baseball title with a 10-1 victory over Tulsa.

**Sept. 1, 1969** – Wiles Hallock replaces Paul Brechler as commissioner.

**Nov. 24, 1969** – UTEP wins its first men's cross country national championship.

## 1970s

**July 1, 1971** – Stan Bates becomes the WAC's third commissioner as he replaces Wiles Hallock.

**Dec. 27, 1971** – The first Fiesta Bowl, originated to match the WAC champion against an at-large team, is played in Tempe, Ariz. Arizona State defeats Florida State, 45-38.

**March, 1974** – UTEP captures its first men's NCAA indoor track and field title.

**June, 1975** – UTEP wins its first men's outdoor track and field national championship.

**June 19, 1976** – Arizona wins the College World Series, its first national championship in any sport.

**Dec. 27, 1976** – The Presidents' Council receives official notification of the intention of Arizona and Arizona State to seek affiliation with the then-Pacific-8 Conference.

**April 8, 1977** – San Diego State University is extended an invitation of membership effective July 1, 1978.

**May 2, 1977** – The University of Hawai'i is extended a membership invitation dependent upon the institution's meeting of certain criteria set by the Council.

**June, 1977** – Arizona State wins the men's outdoor track and field national championship and the College World Series title.

**June 30, 1978** – Arizona and Arizona State officially withdraw from the conference.

**Sept. 29, 1978** – The University of Hawai'i officially is approved as a member effective July 1, 1979.

**Dec. 22, 1978** – After a seven-year tie to the Fiesta Bowl, the WAC begins a new affiliation with the Holiday Bowl in San Diego.

**Aug. 29, 1979** – The United States Air Force Academy is accepted as a member effective July 1, 1980.

## 1980s

**May 1, 1980** – Dr. Joe Kearney is named the fourth commissioner in conference history as he replaces Stan Bates.

**Nov. 23, 1981** – UTEP captures its seventh men's NCAA cross country title.

**March, 1982** – UTEP brings home its seventh men's NCAA indoor track and field title in nine years.

**June, 1982** – UTEP wins its sixth men's outdoor track and field national championship in eight years.

**May 1, 1983** – The Presidents' Council approves the concept for a WAC Basketball Tournament beginning in 1984.

**Dec. 21, 1984** – BYU earns the conference's first national football championship with a victory over Michigan in the Holiday Bowl to complete a 13-0 season.

**July 16, 1987** – The WAC and KUTV of Salt Lake City agree to the conference's first one-million-dollar package for the regional syndication of men's basketball games.

**Feb. 23, 1988** – The WAC and the Holiday Bowl reach an agreement for the conference champion to host the game through the 1992 season.

## 1990s

**May 9, 1990** – The WAC and ESPN agree to the conference's first contract for the telecast of men's basketball games by a national network.

**July 1, 1990** – The WAC merges with the High Country Athletic Conference to form a single conference for men's and women's athletics.

**June 12, 1991** – Fresno State is accepted as the WAC's 10th member effective July 1, 1992.

**Dec. 1, 1991** – BYU's Ty Detmer wins the Heisman Trophy, a first for a WAC athlete.

**April 24, 1992** – Utah wins the women's NCAA national championship in gymnastics. It is the first-ever women's national title in WAC history.

**June 10, 1992** – The WAC selects the Delta Center in Salt Lake City as the site for its men's and women's basketball tournaments. Commissioner Kearney announces his retirement effective July 1, 1994.

**Aug. 13, 1992** – The WAC is included in the Western Bowl Alliance, which guarantees at least one conference team an appearance in the Aloha and Copper Bowls for the next two years.

**April 20, 1994** – Karl Benson is appointed the fifth commissioner in league history, replacing Dr. Joe Kearney.

**April 21, 1994** – The WAC Council of Presidents extends an invitation of membership to UNLV, Rice, San Jose State, SMU, TCU and Tulsa.

**June 14, 1994** – The WAC signs a multi-year football contract with ESPN and ABC.



**January, 1995** – For the first time, three WAC football teams finish the season ranked among the nation's top 25 in both the USA Today/CNN Coaches' Poll and the Associated Press Top 25.

**May 9, 1995** – The WAC signs a multi-year contract with ESPN for the telecast of 22 men's and two women's basketball games annually, the largest such contract in WAC history and the first national telecast of WAC women's basketball. The WAC becomes the only conference in the country with an exclusive contract with ESPN for football and basketball.

**Dec. 11, 1995** – The WAC's first website is published.

**Feb. 19, 1996** – The MGM Grand Garden arena is selected as the site of the inaugural WAC volleyball tournament, to be contested Nov. 26-30 in Las Vegas.

**Feb. 26, 1996** – The WAC Council selects Pacific and Mountain as the names for the newly-created divisions to be instituted in 1996-97.

**July 1, 1996** – The WAC becomes the nation's largest NCAA Division I-A conference with 16 members competing in 11 men's and 10 women's championship sports.

**Nov. 26-30, 1996** – The WAC hosts its first ever volleyball tournament at the MGM Grand in Las Vegas. BYU defeats Hawai'i, 3-2, in the championship match.

**Dec. 7, 1996** – BYU and Wyoming play in the inaugural WAC Football Championship game at Sam Boyd Stadium in Las Vegas. BYU wins the game in overtime, 28-25, before a record-setting crowd of 41,238, the largest for a team sporting event in Nevada.

**Jan. 1, 1997** – The WAC has its second team ever play in a New Year's Day bowl. BYU defeats Kansas State in the Cotton Bowl, 19-15, and sets the record for most wins by a Division IA school with 14.

**June 23, 1997** – The WAC becomes a Bowl Alliance member beginning with the 1998 season.

**Nov. 24, 1997** – BYU's women's cross country team edges Stanford, 100 to 102, to capture the NCAA title. It is the first women's national championship in school history.

**March 30, 1998** – The Utah Runnin' Utes advance to the NCAA men's basketball title game. Utah leads most of the game, but bows out in the final five minutes to Kentucky.

**May 25, 1998** – Fresno State's softball team wins the national championship with a 1-0 victory over Arizona.

**May 27-30, 1998** – UNLV wins the men's NCAA golf title. It's the third national championship for a WAC team during the 1997-98 season.

**Nov. 28, 1998** – Hawai'i and BYU meet in the WAC Volleyball Tournament final and the Wahine win, 15-12, 21-19, 13-15, 16-18, 24-22. The 89 points scored by Hawai'i sets a new NCAA record.

**June 8, 1999** – The WAC signs a two-year football and basketball television deal with Fox Sports Net.

**June 10, 1999** – The WAC Council of Presidents extends an invitation of membership to the University of Nevada beginning July 1, 2000.

**June 30, 1999** – Air Force, BYU, Colorado State, UNLV, New Mexico, San Diego State, Utah and Wyoming officially withdraw from the conference.

**Oct. 17, 1999** – The WAC Council of Presidents invites Boise State and Louisiana Tech to join the league on July 1, 2001.

**Dec. 25, 1999** – The Hawai'i football team breaks the NCAA record with an eight and a half game improvement in wins from the previous year with a 23-17 victory over Oregon State in the Oahu Bowl.

## 2000s

**July 1, 2000** – Nevada becomes an official member of the WAC and increases the membership to nine schools.

**Dec. 31, 2000** – Fresno State competes in the inaugural Silicon Valley Football Classic in San Jose.

**March 29, 2001** – Tulsa wins the men's basketball NIT title with a 79-60 victory over Alabama.

**June 20, 2001** – The WAC signs a three-year deal with ESPN for telecasts of football and basketball.

**July 1, 2001** – Boise State University and Louisiana Tech University become official members of the WAC, while TCU withdraws. This increases the membership to 10 schools.

**Aug. 7, 2002** – The WAC initiates an innovative and creative two-year pilot project to create an academic alliance among its 10 member institutions.

**Dec. 31, 2002** – Boise State and Fresno State both win their bowl games. The Broncos beat Iowa State 34-16, in the Humanitarian Bowl, while the Bulldogs defeated Georgia Tech, 30-21, in the Silicon Valley Football Classic.

**Feb. 22, 2003** – The men's basketball teams from Fresno State, Hawai'i, Louisiana Tech and Tulsa compete in ESPN's inaugural Bracket Buster Saturday event.

**June 23, 2003** – Rice wins the NCAA title in baseball, the school's first team title in any sport.

**Oct. 23, 2003** – The WAC Board of Directors extends invitations for membership to New Mexico State and Utah State, effective July 1, 2005.

**June 4, 2004** – The WAC Board of Directors extends an invitation for membership to the University of Idaho, effective July 1, 2005.

**Nov. 2, 2004** – Sacramento State is added as an affiliate member in baseball beginning with the 2006 season.

**Dec. 31, 2004** – Boise State's 22-game winning streak comes to an end in the Liberty Bowl. The Broncos finish the season in the top 15 for the third consecutive year.

**April 7, 2005** – The WAC announces the addition of women's gymnastics beginning in 2005-06 and reinstates postseason tournaments for both softball and baseball in 2006.

**July 1, 2005** – Idaho, New Mexico State and Utah State become official members of the WAC. Rice, SMU, UTEP and Tulsa withdraw giving the WAC a total of nine members.

**Nov. 10, 2005** – Fresno State defeats Boise State, 27-7, in football, ending the Broncos' WAC-record 31-game conference winning streak.

**Nov. 19, 2005** – Fresno State leads top-ranked and two-time defending national champion USC, 42-41, midway through the fourth quarter, before dropping the game 50-42.

**Nov. 24, 2005** – The WAC streams its first sporting event (the opening match of the volleyball tournament) via the internet using WAC.tv.

**Feb. 17-18, 2006** – The WAC goes 3-1 in BracketBusters as Nevada, Louisiana Tech and Utah State earn men's basketball wins.

**March 26, 2006** – The WAC sponsors its first WAC Women's Gymnastics championship since 1993 in Logan, Utah.

**April 3, 2006** – Louisiana Tech men's basketball player Paul Millsap becomes the first in NCAA history to lead the nation in rebounding three years in a row.

**Jan. 1, 2007** – Boise State becomes the first WAC team to play in a BCS bowl game and beats Oklahoma in the Tostitos Fiesta Bowl, 43-42, in overtime.

**Feb. 16-17, 2007** – Boise State, Nevada, New Mexico State and Utah State win men's basketball games to give the WAC a perfect 4-0 record in BracketBusters.

**April 28-29, 2007** – A total of 17 WAC football players are chosen in the NFL Draft, the most ever (per school) in the seven-round format.

**Jan. 1, 2008** – Hawai'i becomes the second WAC team to play in a BCS bowl game in two years, taking on Georgia in the Allstate Sugar Bowl.

**June 25, 2008** – Fresno State wins the national championship in baseball. The Bulldogs beat Georgia in the best-of-three series, winning 6-1 in the deciding game.

**Sept. 3, 2008** – The WAC announces a contract extension with ESPN that guarantees more than 300 regular season and 45 championship events will be aired on the ESPN networks through the spring of 2017.

**December, 2008** – For the first time in its history, the WAC sends more than half of its football teams (five) to postseason bowl games.

**April-June, 2009** – The WAC announces neutral site locations for the 2009 Volleyball Tournament (Las Vegas), the 2010-12 Baseball Tournaments (Mesa, Ariz.) and the 2011 Men's and Women's Basketball Tournaments (Las Vegas).

**Dec. 12, 2009** – The Hawai'i women's volleyball team sweeps No. 16 Michigan in the NCAA Tournament Regional Final to advance to its ninth Final Four appearance in school history.

## 2010s

**Jan. 4, 2010** – Boise State makes its second appearance in the Tostitos Fiesta Bowl and beats TCU, 17-10. The Broncos become the second team in FBS history to end a season 14-0.

**Aug. 27, 2010** – The WAC and Learfield Sports announce the creation of the WAC Sports Network to enhance the coverage of football and basketball in the WAC's media markets.

**Nov. 11, 2010** – The WAC Board of Directors extend invitations for membership to Denver, UTSA and Texas State, effective July 1, 2012.

**Nov. 28, 2010** – For the first time since 1997, the WAC has three football teams – Boise State, Nevada and Hawai'i – ranked in the AP top 25.

**May 30, 2010** – Hawai'i defeats top-seeded Alabama on a two-out walk-off homer by Jenna Rodriguez in the bottom of the seventh inning in the deciding game of the NCAA Softball Tuscaloosa Super Regional, sending UH to its first-ever Women's College World Series. The moment is nominated for "Best Upset" at the 2010 ESPN ESPY Awards.

**June 14, 2011** – The WAC Board of Directors extends an invitation for membership to Seattle U, effective July 1, 2012.

**July 14, 2011** – The WAC Board of Directors extends an invitation for membership to UT Arlington, effective July 1, 2012, increasing membership to 10 schools.

**Dec. 16, 2011** – Hawai'i All-American Kanani Danielson, who led her team to a 31-2 record and the regional semifinal of the NCAA Tournament, is selected as the 2011 Lowe's Senior CLASS Award® winner in NCAA Division I women's volleyball.

**July 1, 2012** – Denver, Seattle U, UT Arlington, UTSA and Texas State become official members of the WAC. Fresno State, Hawai'i and Nevada withdraw giving the WAC a total of 10 members.

**Oct. 9, 2012** – The WAC Board of Directors extends invitations for membership to CSU Bakersfield and Utah Valley, effective, July 1, 2013.

**Nov. 27, 2012** – The WAC Board of Directors extends an invitation for membership to Grand Canyon, effective, July 1, 2013.

**Dec. 5, 2012** – Chicago State becomes a member of the WAC, effective July 1, 2013.

**Dec. 12, 2012** – Northern Colorado is added as an affiliate member in baseball beginning with the 2014 season.

**Dec. 19, 2012** – Texas-Pan American accepts an invitation to become the eighth member of the conference for the 2013-14 season.

**Jan. 9, 2013** – The WAC reinstates men's soccer. Bakersfield, Grand Canyon and Seattle U join affiliates Air Force, Houston Baptist, UNLV and San Jose State for the 2013 season.

**Feb. 7, 2013** – The University of Missouri-Kansas City accepts an invitation for membership to join the conference effective July 1, 2013.

**Feb. 11, 2013** – North Dakota is added as an affiliate member in baseball beginning with the 2014 season.

**June 11, 2013** – Jeff Hurd is named the sixth commissioner in league history.

**July 1, 2013** – CSU Bakersfield, Chicago State, Grand Canyon, Missouri-Kansas City, Texas-Pan American and Utah Valley become official members of the WAC. Denver, Louisiana Tech, San Jose State, UT Arlington, UTSA, Texas State and Utah State withdraw giving the WAC a total of nine members.

**Dec. 16, 2013** – The WAC announces the addition of the University of Incarnate Word as an affiliate member for men's soccer.

**June 13, 2014** – The WAC Board of Directors announces that the 2015 men's and women's basketball tournament will return to the Orleans Arena in Las Vegas for a fifth consecutive year.

**July 1, 2014** – The WAC unveils an updated logo along with the slogan, Learn • Compete • Inspire.

**Nov. 4, 2014** – The WAC Board of Directors approves the return of the men's and women's basketball tournaments to Las Vegas and the Orleans Arena in 2016.

**Nov. 6, 2014** – The WAC Digital Network officially launches.

**Dec. 5, 2014** – Seattle U women's soccer player Stephanie Verdoia, a third team All-American, is selected as the 2014 Senior CLASS Award® winner for NCAA Division I women's soccer. She was also named the Capital One Academic All-America® of the Year for Division I Women's Soccer.

**July 1, 2015** – Texas-Pan American and UT Brownsville form a new institution, The University of Texas Rio Grande Valley.

# WAC Staff



**JEFF HURD**  
Commissioner

Jeff Hurd was named Commissioner of the WAC on June 14, 2013. He has been associated with the conference for more than half of its existence as he joined the WAC

staff in 1985 as the Director of Conference Relations.

Hurd, who is the sixth commissioner in the WAC's 53-year history, has served in various capacities during his tenure. He was the Conference's Senior Associate Commissioner prior to being named to replace former commissioner Karl Benson on an interim basis.

Hurd is a graduate of the University of Missouri's School of Journalism and began his professional career as the Sports Editor of the Hannibal (Missouri) Courier-Post. He also worked for the Tulsa Tribune, was the Sports Information Director at the University of Tulsa and the Director of Public Relations for the Missouri Valley Conference prior to joining the WAC.

A native of Minot, North Dakota, Hurd and his wife, Cheri, reside in Centennial, Colo., and are the parents of four children: Shannon, Michael, Kristen and Kevin.



**Commissioner Hurd presenting at the 2012 WAC Basketball Tournament**



**CONNIE HURLBUT**  
Deputy Commissioner and SWA

Connie Hurlbut joined the WAC staff in 2009 and serves as Deputy Commissioner. She has been involved in collegiate and professional athletics

for more than 25 years.

From 1993-1999, Hurlbut served as Executive Director of the Patriot League, becoming the first woman to lead an all-sport Division I athletic conference. While there, she held several NCAA committee positions including the Division I Women's Basketball Committee and the Division I Management Council. She also served as the Senior Director of Basketball Operations for the WNBA from 1999-2002.

A Penn graduate, Hurlbut and her husband, Steve, have two children, Jack and Maggie.



**MOLLIE LEHMAN**  
Senior Associate Commissioner and CFO

Mollie Lehman joined the WAC staff in August of 2007 and is the Senior Associate Commissioner and Chief Financial Officer. She is primarily

responsible for handling all the accounting, finance, and human resource functions within the conference.

Lehman previously spent two years with the America East Conference, where she served as the business manager and assisted with sport administration and championships.

Prior to that, Lehman was an assistant softball coach at her alma mater, Binghamton. She earned her MBA at CU-Denver.



**DAVE CHAFFIN**  
Associate Commissioner, Technology and Conference Services

Dave Chaffin came to the WAC in 1995 and was promoted to Associate Commissioner in 2010.

His responsibilities include technology, conference services and the technical side of the WAC Digital Network.

He previously was the Athletic Media Relations Assistant Director at Colorado State University from 1992-95. Chaffin graduated from the University of Michigan in 1989 with a bachelor's degree in communications. He has completed his course work for a master's degree in technical journalism at Colorado State University.

He and his wife, Michelle, are the parents of a son, Tyler, and daughter, Jamie. They reside in Centennial.



**NICOLE HARVEY**  
Associate Commissioner, Compliance

Nicole Harvey joined the WAC staff in June of 2013 and oversees all compliance activities while managing WAC involvement in all aspects

of NCAA governance.

Harvey previously spent the last 10 years at the University of Memphis where she began in Academic Services before being named the Assistant Athletic Director for Compliance & Student Services in 2007. Prior to that, Harvey also worked in compliance at both Southern Illinois and Kansas State. She earned both her bachelor's and master's degrees at Kansas State University where she was a student-athlete competing in track and field.



**VICKY EGGLESTON**  
Assistant Commissioner, Creative Services

Vicky Eggleston came to the WAC in December of 2006 and oversees the creative services of the conference.

Before joining the WAC, Eggleston served as the media designer at R+L Carriers in Ohio. Prior to that she spent eight years in the Communications and Marketing Department at Ohio University where she also assisted in television production.

Eggleston is a graduate of Ohio University where she earned her bachelor's degree in communications and a Master of Arts degree in telecommunications.

She and her husband, Bryan, have two daughters, Kelsey and Kylie. They live in Littleton.



**HOPE SHULER**  
Assistant Commissioner, Media Relations

Hope Shuler came to the WAC in September of 2008. In addition to overseeing the day-to-day operations of the department, she serves

as the media relations contact for volleyball, men's basketball and softball.

Before joining the WAC, Shuler served as the media relations director for The Summit League. She also worked at the University of Arizona, the University of Utah and Elmhurst College. Shuler earned bachelor's degrees in journalism and sports administration from the University of Nebraska at Kearney and completed coursework towards a master's degree in management at the University of Denver.

She and her husband, Scott, live in Aurora with their daughter, Everly.



# WAC Staff



**ROBBY GABRIELLI**  
Executive Producer,  
WAC Digital Network

Robby Gabrielli joined the WAC staff in August of 2014 and serves as the Executive Producer for the WAC Sports Network.

Gabrielli has 10 years of experience in sports television and came to the WAC from the Phoenix Suns' Broadcast Productions where he was a producer for Suns Live as well as Phoenix Suns and Phoenix Mercury basketball games. He also was a producer for Altitude Sports and Entertainment in Denver as well as a production assistant for NBA Entertainment.

He is a graduate of St. John's University (N.Y.).



**CHRIS THOMPSON**  
Assistant Director,  
Media Relations

Chris Thompson joined the WAC staff in October of 2014 and handles media relations duties for the WAC for women's soccer, women's basketball, golf

and baseball.

Prior to the WAC, Thompson served as Communications Director for the Cascade Collegiate Conference and as Sports Information Director for The Evergreen State College.

Thompson graduated from Central Washington University in 2005 with a bachelor's degree in public relations and from Seattle University in 2008 with a master's in sports administration and leadership.



**KRISTIN PREBLE**  
Assistant Director,  
Championships and  
Marketing

Kristin Preble joined the WAC staff in February of 2015 and serves as the Assistant Director of Championships and

Marketing.

Preble came to the WAC after serving as the Compliance and Championships Coordinator at The Ivy League. Prior to that she was a business and compliance intern at the WAC as well as an intern with the National Wheelchair Basketball Association (NWBA).

A former four-year soccer student-athlete, Preble graduated summa cum laude with a bachelor's degree in sport management from the University of Colorado at Colorado Springs.



**MATT PUCAK**  
Assistant Director,  
Championships and  
Social Media

Matt Pucak joined the WAC staff in the fall of 2011 as an intern and serves as the Assistant Director of Championships

and Social Media.

Pucak graduated from Colorado State University in 2008 with a bachelor's degree in journalism and technical communications.



**DENISE BULLARD**  
Administrative Assistant

Denise Bullard came to the WAC in March of 2015 and serves as the office manager for the conference office.

Before joining the WAC, she was the Events Scheduler Technician at The Denver Botanic Gardens. Prior to that, she spent 13 years at Swallow Hill Music in Denver, first as the Front Office Manager and then as the Associate Music School and Outreach Director.

A native of Colorado, she has three children: Vincent, Davon and Lauryn.



**MATT GREENWALDT**  
General Manager,  
WAC Sports Properties

Matt Greenwaldt joined the WAC and Rockbridge Sports Group in May of 2015 and serves as the General Manager of WAC Sports Properties.

Greenwaldt has 10 years of experience in sales and business development and came to the WAC from Collette Vacations where he was a district sales manager. Prior to that he was the manager of ticket sales for the Denver Outlaws lacrosse club.

A graduate of Black Hills State University in South Dakota, he resides in Denver and has a daughter, Kristie.



**ANDREW DOCTER**  
Championships and  
Compliance Intern

Andrew Docter joined the WAC staff in August of 2015 and serves as the championships and compliance intern. He received his J.D. degree

from Marquette University School of Law. Docter earned a bachelor's degree in business administration from the University of Saint Thomas, where he was a student-athlete in football and a member of SAAC.



**MEGAN McDONALD**  
Media Relations and  
WAC Digital Network  
Intern

Megan McDonald joined the WAC staff in August of 2015 and serves as the conference's media relations and

WAC Digital Network intern. She came to the WAC after serving as production associate for ABC NewsOne in New York and has worked in production for major and college sports.

McDonald received a bachelor's degree in journalism and mass communications at Iowa State and was a gymnast for the Cyclones.



**BOBBY DIBLER**  
Coordinator, Men's  
Basketball Officials

Bobby Dibler is in his 16th year as the WAC's coordinator of officials. He serves as the officiating coordinator of

a new consortium that also includes the Big West, Mountain West, Pac-12 and West Coast Conferences.

Prior to his duties as coordinator of officials, Dibler was a WAC basketball official for 20 years. He also officiated in the Southwest Conference (1973-93), Big West (1982-93), Pac-10 (1982-86, 1988-93), Big Eight (1981-82), and the Missouri Valley (1973-82).

During his 20 years as an official, Dibler officiated three NCAA Final Fours and a total of 14 NCAA Tournaments, advancing to the Regionals 12 times.

## 2015-16 WAC STUDENT-ATHLETE ADVISORY COMMITTEE



MISSOURI-KANSAS CITY

**Sydney Crimmins**  
Volleyball

*National SAAC Rep.; V.P.*



CSU BAKERSFIELD

**Paola Hernandez**  
Swimming



**Jack Richey-Luna**  
Swimming



CHICAGO STATE

**Cailyn Howard**  
Track & Field/XC



**Brandon Skelding**  
Golf



GRAND CANYON

**Brittany Holen**  
Golf  
*Event Coordinator*



**Chayse Jackson**  
Wrestling  
*Vice President*



MISSOURI-KANSAS CITY

**Justice Collins**  
Basketball  
*Event Coordinator*



**Nathan Keown**  
Track & Field/XC



NM STATE

**Cassandra Rupp**  
Swimming  
*Secretary*



**Brandee Walton**  
Basketball



SEATTLE U

**Baxter Arguinchona**  
Track & Field/XC  
*President*



**Kristen James**  
Tennis



UT RIO GRANDE VALLEY

**Everett Osborne**  
Basketball



**Julia Perez**  
Tennis



UTAH VALLEY

**Kimberly Nyhus**  
Golf  
*Secretary*



**Ross Taylor**  
Wrestling  
*Media Relations*

### WAC SAAC – THE VOICE OF THE STUDENT ATHLETE

How does the WAC generate feedback from its most valuable product, its student-athletes? Through the Western Athletic Conference Student-Athlete Advisory Committee (also known as the WAC SAAC) which was established in 1998.

Since its implementation, the WAC SAAC has been an essential component in the conference's governance structure as well as a strong voice for student-athletes' well-being at all levels (e.g., institutional, conference and national). It provides recommendations and positions on specific conference and NCAA proposed legislation, and it addresses national issues that may have an effect on the well-being of all student-athletes. In addition, its members provide recommendations for the eighteen WAC championships in order to enhance the student-athlete experience for all sports. Another objective which the committee constantly strives to obtain is to help strengthen

and improve the communication and relationships among athletes, campus administrators and coaches.

On the national stage, the WAC SAAC selects one of its committee members to serve as its representative on the NCAA SAAC, which includes all of the Division I conferences.

The WAC SAAC is a proactive committee and is making a very positive impact within the WAC membership. Annually, each member institution appoints two student-athletes from its own campus SAAC to serve on the conference committee. To conduct business, the committee has at least one in-person meeting during the year and schedules monthly teleconference calls during the academic year.

As part of the WAC SAAC in-person meeting, the committee conducts a community service outreach project within the local area where the meeting is hosted. Past projects have included the following: sports camp and clinic for underprivileged children, visiting local Boys and Girls

Clubs, visiting Children's Hospitals and homeless shelters and neighborhood house painting. Taking a leadership role in conducting community projects is part of the WAC SAAC's goals and objectives.

If you have any questions relative to the WAC SAAC or its activities, please contact Nicole Harvey at the conference office.





## TEAM SPORT SUMMARIES

### WOMEN'S SOCCER

**Schedule:** Double round-robin within each division and a single round-robin against the other division for a total of 10 matches

**Tournament:** Top six eligible teams meet in Bakersfield, Calif.

### MEN'S SOCCER

**League:** Eleven teams (Air Force, CSU Bakersfield, Grand Canyon, Houston Baptist, Incarnate Word, Missouri-Kansas City, UNLV, San Jose State, Seattle U, UT Rio Grande Valley, Utah Valley)

**Schedule:** Single round-robin and additional match against member of travel party for a total of 10 matches.

**Tournament:** Top six eligible teams meet in Kansas City, Mo.

### VOLLEYBALL

**Schedule:** Double round-robin for a total of 14 WAC matches

**Tournament:** Top six eligible teams meet in Kansas City, Mo.

### MEN'S AND WOMEN'S BASKETBALL

**Schedule:** Double round-robin for a total of 14 WAC games

**Tournament:** Seven eligible teams (CSU Bakersfield, Chicago State, Missouri-Kansas City, NM State, Seattle U, UT Rio Grande Valley, Utah Valley) meet in Las Vegas.

### MEN'S AND WOMEN'S TENNIS

**League:** Six teams (Chicago State, Grand Canyon, Missouri-Kansas City, NM State, Seattle U, UT Rio Grande Valley).

**Schedule:** Single round-robin played over two clusters

**Tournament:** Five eligible teams (Chicago State, Missouri-Kansas City, NM State, Seattle U, UT Rio Grande Valley) meet in Brownsville, Texas

### SOFTBALL

**League:** Six teams (CSU Bakersfield, Grand Canyon, Missouri-Kansas City, NM State, Seattle U, Utah Valley)

**Schedule:** 15 WAC games played as three games at one site, alternating home and away each year

**Tournament:** Five eligible teams (CSU Bakersfield, Missouri-Kansas City, NM State, Seattle U, Utah Valley) meet in Seattle (double-elimination)

### BASEBALL

**League:** Ten teams (CSU Bakersfield, Chicago State, Grand Canyon, NM State, North Dakota, Northern Colorado, Sacramento State, Seattle U, UT Rio Grande Valley, Utah Valley)

**Schedule:** 27 WAC games played as three-game series at one site, alternating home and away each year.

**Tournament:** Top six eligible teams meet in Mesa, Ariz. (double-elimination)

## 2015-16 CALENDAR

### CROSS COUNTRY – M&W

Oct. 31

Orem, Utah

Host: Utah Valley

### WOMEN'S SOCCER

Nov. 5-6, 8

Bakersfield, Calif.

Host: CSU Bakersfield

### MEN'S SOCCER

Nov. 12-13, 15

Kansas City, Mo.

Host: Missouri-Kansas City

### WOMEN'S VOLLEYBALL

Nov. 19-21

Kansas City, Mo.

Host: Missouri-Kansas City

### SWIMMING AND DIVING – M&W

Feb. 24-27

Houston

CRWC Natatorium

### INDOOR TRACK AND FIELD – M&W

Feb. 25-27

TBD

Host: TBD

### BASKETBALL – M&W

March 9-12

Las Vegas

Host: Orleans Arena

### WOMEN'S GOLF

April 22-24

Blaine, Wash.

Semiahmoo Resort

### TENNIS – M&W

April 29-May 1

Brownsville, Texas

Host: UTRGV

### MEN'S GOLF

April 30-May 2

Blaine, Wash.

Semiahmoo Resort

### OUTDOOR TRACK AND FIELD – M&W

May 11-14

Kansas City, Mo.

Host: Missouri-Kansas City

### SOFTBALL

May 12-14

Seattle

Host: Seattle U

### BASEBALL

May 25-28/29

Mesa, Ariz.

Hohokam Stadium





## 2015-16 PRESEASON COACHES POLL

The eight WAC coaches voted on their preseason poll and All-WAC teams. Coaches could not vote for their own team or players.

| Rank | Team (first-place votes) | Points |
|------|--------------------------|--------|
| 1.   | NM State (7)             | 49     |
| 2.   | Grand Canyon             | 39     |
| 3.   | CSU Bakersfield (1)      | 36     |
| 4.   | Missouri-Kansas City     | 35     |
| 5.   | Seattle U                | 22     |
| 6.   | Utah Valley              | 20     |
| 7.   | UT Rio Grande Valley     | 13     |
| 8.   | Chicago State            | 10     |

## 2015-16 PRESEASON COACHES ALL-WAC

### First Team

Aly Ahmed, CSU Bakersfield  
 Ian Baker, NM State  
 Martez Harrison, Missouri-Kansas City  
 DeWayne Russell, Grand Canyon  
 Pascal Siakam, NM State

### Second Team

Joshua Braun, Grand Canyon  
 Hayes Garrity, Utah Valley  
 Shaquille Hines, UT Rio Grande Valley  
 Kevin Mays, CSU Bakersfield  
 William Powell, Seattle U

**Preseason Player of the Year:** Martez Harrison, Missouri-Kansas City

## 2015-16 PRESEASON MEDIA POLL

The WAC men's basketball media voted on their preseason poll and All-WAC team. Fourteen media members participated.

| Rank | Team (first-place votes) | Points |
|------|--------------------------|--------|
| 1.   | NM State (13)            | 110    |
| 2.   | Grand Canyon             | 88     |
| 3.   | Missouri-Kansas City     | 87     |
| 4.   | CSU Bakersfield (1)      | 76     |
| 5.   | Seattle U                | 55     |
| 6.   | Utah Valley              | 37     |
| 7.   | UT Rio Grande Valley     | 34     |
| 8.   | Chicago State            | 17     |

## 2015-16 PRESEASON MEDIA ALL-WAC

### First Team

Aly Ahmed, CSU Bakersfield  
 Ian Baker, NM State  
 Martez Harrison, Missouri-Kansas City  
 DeWayne Russell, Grand Canyon  
 Pascal Siakam, NM State

### Second Team

Joshua Braun, Grand Canyon  
 Shaquille Hines, UT Rio Grande Valley  
 Kevin Mays, CSU Bakersfield  
 William Powell, Seattle U  
 Deshaun Sunderhaus, Seattle U

**Preseason Player of the Year:** Pascal Siakam, NM State

## 2015-16 PREVIEW

### WAC TOURNAMENT RETURNS TO LAS VEGAS

The 2016 WAC Basketball Tournament returns to the Orleans Arena in Las Vegas for the sixth year in a row. The tournament will be held March 9-12, and will include all seven eligible men's and women's teams.

### ESPNU TO TELEVISION WAC TOURNAMENT CHAMPIONSHIP GAMES

ESPN will once again broadcast the WAC men's and women's tournament championship games from the Orleans Arena in Las Vegas on March 12. The women's game will be broadcast on ESPNU at 1 p.m. (PT). The men's championship game will also be broadcast by ESPNU at 8 p.m. (PT).

### STAT LEADERS BACK

The following are the returning statistical leaders in the WAC from the 2014-15 season.

Four of the top 10 scorers from last year are back as Missouri-Kansas City's **Martez Harrison** led the league last year (17.5). Also returning are CSU Bakersfield's **Aly Ahmed** (fourth, 13.9), **Pascal Siakam** of NM State (seventh, 12.8) and UT Rio Grande Valley's **Shaquille Hines** (10th, 12.2).

Seven top rebounders from last year return, including the top three – CSU Bakersfield's **Kevin Mays** (first, 8.0), Siakam (second, 7.7) and Ahmed (third, 7.2). The other top rebounders returning are UTRGV's **Dan Kimasa** (fifth, 6.5), Seattle U's **William Powell** (sixth, 6.4) and teammate **Jack Crook** (ninth, 5.6) and Hines (10th, 5.4).

Five of the top 10 shooters in the WAC return this season, led by Siakam, who led the league last season (57.2). Also returning are Hines (second, 50.9), Ahmed (fourth, 49.2), Mays (fifth, 47.7) and Grand Canyon's **Joshua Braun** (seventh, 46.0).

Four of the top 10 assist leaders return, led by last year's leader, **Marcel Davis** of Utah Valley (4.10). Also returning are Harrison (second, 3.91), CSU Bakersfield's **Brent Wrapp** (fourth, 3.36) and NM State's **Ian Baker** (eighth, 2.74).

Four of the top steals leaders return, including last year's top three – Harrison (first, 1.82), Baker (second, 1.47) and UMKC's **Noah Knight** (third, 1.36). Also returning is Mays (ninth, 1.13).

Seven of the top 10 shot blockers in the conference return, including the top three – Siakam (first, 1.79), UMKC's **Thaddeus Smith** (second, 1.47) and Kimasa (third, 1.42). Also returning are Braun (sixth, 0.81), Ahmed (seventh, 0.74), UMKC's **Darius Austin** (eighth, 0.70) and Chicago State's **Trayvon Palmer** (10th, 0.60).

### RETURNING ALL-CONFERENCE PLAYERS

Of the five first team All-WAC players in 2014-15, three return for the 2015-16 season in **Aly Ahmed** of CSU Bakersfield, **Martez Harrison** of Missouri-Kansas City and **Pascal Siakam** of NM State. Just one of the five second team honorees return in **DeWayne Russell** of Grand Canyon.

Three of the five All-Defensive Team honorees from last year return, including Siakam, **Dan Kimasa** of UT Rio Grande Valley and CSU Bakersfield's **Kevin Mays**.

Three of the five All-Newcomer Team honorees from a year ago return – Russell, Siakam and **Joshua Braun** of Grand Canyon.

### LETTERWINNER/STARTER CAPSULE

CSU Bakersfield, Grand Canyon and Missouri-Kansas City each return three starters this season, while Chicago State, NM State, Seattle U and UT Rio Grande Valley return two apiece. Utah Valley returns just one starter. NM State has a WAC-high eight letterwinners back, while CSUB and UTRGV have just four each.

| Team                 | LR | LL | SR | SL |
|----------------------|----|----|----|----|
| CSU Bakersfield      | 4  | 7  | 3  | 2  |
| Chicago State        | 6  | 11 | 2  | 3  |
| Grand Canyon         | 6  | 6  | 3  | 2  |
| Missouri-Kansas City | 6  | 7  | 3  | 2  |
| NM State             | 8  | 4  | 2  | 3  |
| Seattle U            | 6  | 6  | 2  | 3  |
| UT Rio Grande Valley | 4  | 7  | 2  | 3  |
| Utah Valley          | 5  | 5  | 1  | 4  |

## KEY NON-CONFERENCE MATCHUPS

WAC teams have several key non-conference matchups this season, including 30 games against teams that advanced to the NCAA Tournament or NIT last season. The complete list is below.

### Games vs. 2015 NCAA Tournament Teams

|         |                                    |
|---------|------------------------------------|
| Nov. 16 | Chicago State at Iowa State        |
| Nov. 17 | Seattle U at Eastern Washington    |
| Nov. 23 | Eastern Washington at Seattle U    |
| Nov. 24 | Robert Morris at NM State          |
| Nov. 25 | CSU Bakersfield at Wyoming         |
| Nov. 30 | Hampton at Grand Canyon            |
| Dec. 5  | Grand Canyon at Louisville         |
| Dec. 5  | Missouri-Kansas City at Iowa       |
| Dec. 11 | Valparaiso at Chicago State        |
| Dec. 13 | Wyoming at NM State                |
| Dec. 13 | Seattle U at UAB                   |
| Dec. 18 | Grand Canyon at San Diego State    |
| Dec. 22 | Grand Canyon vs. Wyoming           |
| Dec. 22 | Missouri-Kansas City at Louisville |
| Dec. 22 | UTRGV vs. North Dakota State       |
| Dec. 23 | NM State at Baylor                 |
| Dec. 23 | Utah Valley at Louisville          |
| Dec. 28 | NM State at Wichita State          |
| Dec. 29 | UMKC at Oklahoma State             |
| Jan. 2  | NM State at UC Irvine              |

### Games vs. 2015 NIT Teams

|         |                                  |
|---------|----------------------------------|
| Nov. 13 | UTRGV at Miami (Fla).            |
| Nov. 23 | Chicago State at Illinois        |
| Nov. 28 | South Dakota State at UMKC       |
| Nov. 28 | UC Davis at Utah Valley          |
| Nov. 29 | CSU Bakersfield at Saint Mary's  |
| Dec. 2  | UTEP at NM State                 |
| Dec. 3  | Central Michigan at Grand Canyon |
| Dec. 19 | NM State at UTEP                 |
| Dec. 28 | CSU Bakersfield at Arizona State |
| Dec. 28 | Utah Valley at Saint Mary's      |
| Dec. 28 | UC Davis at Seattle U            |
| Dec. 29 | UT Rio Grande Valley at UTEP     |
| Jan. 19 | Green Bay at Chicago State       |

## NCAA MEN'S BASKETBALL RULES CHANGES

The NCAA Men's Basketball Rules Committee made more than 25 rules changes, most of which increase the pace of play, reduce the number of stoppages and provide better balance between offense and defense.

### Key Rule Changes

- Shot clock changed from 35 seconds to 30 seconds. (Rule 9-11.3)
- Restricted area arc changed from three feet to four feet. (Rule 1-8)
- Airborne shooter charge plays – cannot score basket; player-control foul. (Rule 4-15.2.c.1)
- Guarding exception: When a defensive player is clearly not going to contact a jump shooter (fly by), the offensive player cannot “seek out” the defender. ( Rules 4-17.4 and 4-17.6 and A.R. 89)
- Guarding in the post: Arm bar allowed in post area when offense has back to the basket with or without ball. (Rule 10-1.5)
- Removed the prohibition against dunking the ball while the ball is dead; teams will be allowed to dunk during pregame and halftime. (Rule 10-4.1.e)
- Timeouts:
  - Coaches can only call timeouts during a dead ball situation. (Rule 5-14.1.c)
  - Reduction of 30-second timeouts from four to three; only two carry over to the second half. (Rule 5-14.10.e)
  - A 30-second timeout called within 30 seconds of a media timeout will become the media timeout. (Rule 5-14.10.e)
- The 10-second backcourt count resets except when:
  - Defender causes the ball to go out of bounds;
  - Offense retains possession on a held ball; or
  - A technical foul is called on the offensive team.

Note: A charged timeout by the offensive team results in a new 10-second count.

- Removed the five-second closely guarded count on a dribble. (Rule 9-14.2)
- Faking being fouled: Officials can penalize a player for faking being fouled only when the officials are conducting monitor review for a flagrant foul. The penalty is a Class A technical foul, two shots and the ball put in play at the point of interruption. (Rule 10-3.1.d)
- Class B technical foul and administrative technical foul penalties reduced to one shot and the ball put in play at the point of interruption. (Rules 10-2 and 10-4)
- Causing a delay following team huddles will result in a Class B technical foul. A warning will be issued for the following before a penalty is applied. (Rule 10-4.2.g)
  - Disqualified player.
  - Injured player.
  - End of a timeout.
- Reduced time to 15 seconds for replacing disqualified players. (Rule 2-10.9)
- Instant replay: Officials will use 0.00 on the shot clock to determine violations. (Rule 11-1.3)
- Instant replay: Officials will be able to look at the release of the ball on potential shot clock violations at any point during the game for made baskets only. (Rule 11-2.1.b)
- During all instant replay reviews in the last two minutes of the second half and the last two minutes of overtime(s), substitutions or timeouts will not be permitted until the results of the instant replay review have been reported to both coaches. (Rule 11-2.1.e and Rule 3-2.1.i).

## COACHING RECORDS

### Rod Barnes – CSU Bakersfield

|              |                             |
|--------------|-----------------------------|
| Overall..... | 243-258 (.485), 15th season |
| School.....  | 57-69 (.452), fifth season  |
| WAC.....     | 12-18 (.400), third season  |

### Tracy Dildy – Chicago State

|              |                             |
|--------------|-----------------------------|
| Overall..... | 42-117 (.264), sixth season |
| School.....  | same                        |
| WAC.....     | 12-18 (.400), third season  |

### Dan Majerle – Grand Canyon

|              |                             |
|--------------|-----------------------------|
| Overall..... | 32-30 (.516), second season |
| School.....  | same                        |
| WAC.....     | 18-12 (.600), third season  |

### Kareem Richardson – Missouri-Kansas City

|              |                            |
|--------------|----------------------------|
| Overall..... | 24-39 (.381), third season |
| School.....  | same                       |
| WAC.....     | 15-15 (.500), third season |

### Marvin Menzies – NM State

|              |                              |
|--------------|------------------------------|
| Overall..... | 175-100 (.636), ninth season |
| School.....  | same                         |
| WAC.....     | 90-36 (.714), ninth season   |

### Cameron Dollar – Seattle U

|              |                               |
|--------------|-------------------------------|
| Overall..... | 90-126 (.417), eighth season  |
| School.....  | 79-104 (.432), seventh season |
| WAC.....     | 15-33 (.313), fourth season   |

### Dan Hipsher – UT Rio Grande Valley

|              |                             |
|--------------|-----------------------------|
| Overall..... | 257-226 (.532), 18th season |
| School.....  | 19-44 (.302), third season  |
| WAC.....     | 9-21 (.300), third season   |

### Mark Pope – Utah Valley

|              |                          |
|--------------|--------------------------|
| Overall..... | 0-0 (.000), first season |
| School.....  | 0-0 (.000), first season |
| WAC.....     | 0-0 (.000), first season |

## 2014-15 WAC POSTSEASON AWARDS

### First Team

Aly Ahmed, Jr., C, CSU Bakersfield  
 Martez Harrison, So., G, Missouri-Kansas City  
 Daniel Mullings, Sr., G, NM State  
 Pascal Siakam, Fr., F, NM State  
 Isiah Umipig, Sr., G, Seattle U

### Second Team

Remi Barry, Sr., F, NM State  
 Jarell Flora, Sr., G, Seattle U  
 Janari Joesaar, So., F, Texas-Pan American  
 Tshilidzi Nephawe, Sr., C, NM State  
 DeWayne Russell, Jr., G, Grand Canyon

### All-Defensive Team

Jerome Garrison, Sr., G, Grand Canyon  
 Dan Kimasa, Fr., F, Texas-Pan American  
 Kevin Mays, Jr., F, CSU Bakersfield  
 Daniel Mullings, Sr., G, NM State  
 Pascal Siakam, Fr., F, NM State

### All-Newcomer Team

Josh Braun, Fr., G, Grand Canyon  
 Reese Holliday, Sr., F, Missouri-Kansas City  
 Janari Joesaar, So., F, Texas-Pan American  
 DeWayne Russell, Jr., G, Grand Canyon  
 Pascal Siakam, Fr., F, NM State

### Player of the Year

Martez Harrison, Missouri-Kansas City

### Freshman of the Year

Pascal Siakam, NM State

### Don Haskins Coach of the Year

Marvin Menzies, NM State

## 2014-15 WAC PLAYERS OF THE WEEK

|         |   |
|---------|---|
| Nov. 17 | Martez Harrison, So., G, Missouri-Kansas City |
| Nov. 24 | Janari Joesaar, So., F, Texas-Pan American    |
| Dec. 1  | Jarell Flora, Sr., G, Seattle U               |
| Dec. 8  | Dan Kimasa, Fr., C, Texas-Pan American        |
| Dec. 15 | Janari Joesaar, So., F, Texas-Pan American    |
| Dec. 22 | Joshua Braun, Fr., G, Grand Canyon            |
| Dec. 29 | Aly Ahmed, Jr., C, CSU Bakersfield            |
| Jan. 5  | Isiah Umipig, Sr., G, Seattle U               |
| Jan. 12 | Mitch Bruneel, Sr., F, Utah Valley            |
| Jan. 19 | Isiah Umipig, Sr., G, Seattle U               |
| Jan. 26 | Pascal Siakam, Fr., F, NM State               |
| Feb. 2  | Aly Ahmed, Jr., C, CSU Bakersfield            |
| Feb. 9  | Tshilidzi Nephawe, Sr., C, NM State           |
| Feb. 16 | Pascal Siakam, Fr., F, NM State               |
| Feb. 23 | William Powell, So., F, Seattle U             |
| March 2 | Clarke Rosenberg, Sr., G, Chicago State       |
| March 8 | Zach Nelson, So., F, Utah Valley              |

## NM STATE FALLS TO NO. 2 KANSAS IN NCAA TOURNAMENT

The Aggies fell 75-56 to second-seeded Kansas in the second round of the NCAA Tournament at the CenturyLink Center in Omaha, Neb., snapping a 13-game winning streak. With the loss, NM State closed out the season 23-11. Kansas out-shot NM State 54 percent (27-of-50) to 35.7 percent (20-of-56). The Jayhawks also shot 69.2 percent (9-of-13) from three-point range, while the Aggies were 5-of-15 (33 percent) from downtown. **DK Eldridge** led the Aggies with 11 points, while **Remi Barry** and **Tshilidzi Nephawe** added 10 each.

## SEATTLE U FALLS IN CBI SEMIFINALS AT LOYOLA CHICAGO

In its first national Division I postseason appearance since 1969, Seattle U defeated Pepperdine 62-45 in the first round of the College Basketball Invitational, then beat Colorado 72-65 before falling 63-48 at Loyola Chicago in the semifinals to finish the season 18-16.

Against Loyola, Seattle U led 42-40 with 5:51 left, but the Ramblers closed out the game on a 23-6 run to earn the win. **William Powell** led the Redhawks with 12 points, while **Jadon Cohee** added 10. Seniors and leading scorers **Isiah Umipig** and **Jarell Flora** were held to just six and two points, respectively.

In the win over the Buffaloes, Seattle U rallied from a nine-point second-half deficit and held Colorado to just 33.9 percent shooting from the field and 28.0 percent from downtown. Flora led all players with 22 points, while Umipig added 20, as both players hit four three-pointers.

In the opening round win over Pepperdine, the Redhawk defense held the Waves to just 21 second-half points. Umipig led all players with 24 points, including five three-pointers, to go along with seven rebounds. Flora added 20 points, while Powell pulled down a game-high 10 rebounds.

## GRAND CANYON FALLS TO NORTHERN ARIZONA IN CIT

Grand Canyon's season came to an end with a 75-70 loss to Northern Arizona in the first round of the CollegenInsider.com Tournament. The Antelopes finished the season 17-15. **Royce Woolridge** led all players with 24 points on 9-of-13 shooting in his collegiate finale. **De'Andre Davis** added 17 points, while **Daniel Alexander** posted a double-double of 11 points and 13 rebounds. **Joshua Braun** also chipped in 11 points. Grand Canyon out-shot NAU 41.2 percent to 39.7 percent and was a perfect 11-of-11 at the free throw line. The difference in the game was three-pointers, as the Lumberjacks connected on 9-of-22 (40.9 percent) from downtown, while the Antelopes made just 3-of-22 (13.6 percent).

## NEW MEXICO STATE WINS WAC TOURNAMENT

No. 1 NM State defeated No. 3 Seattle U 80-61 to claim its fourth consecutive WAC Tournament title March 14 at the Orleans Arena in Las Vegas. The Aggies defeated fourth-seeded Bakersfield 57-53 in the semifinals. **Tshilidzi Nephawe** was named tournament MVP after averaging 18.5 points on 55 percent shooting and 12.0 rebounds over the two games.

### All-Tournament Team

Aly Ahmed, Bakersfield  
 Remi Barry, NM State  
 Reese Holliday, Missouri-Kansas City  
 Tshilidzi Nephawe, NM State (MVP)  
 Isiah Umipig, Seattle U

### FIVE WAC TOURNAMENT RECORDS BROKEN OR TIED

Five WAC Tournament records were either tied or broken during the 2015 WAC Tournament in Las Vegas. The records are listed below.

#### Individual

Three-point field goals made - game 8 Isiah Umipig, Seattle U (vs. UMKC)

#### Team

Free throws made - game 30 NM State (vs. Seattle U)  
 Steals - game 14 Chicago State (vs. Seattle U)  
 Fewest points allowed - half 12 Seattle U (vs. Chicago State, second half)  
 Field goal percentage defense - game .267 CSU Bakersfield (vs. Utah Valley, 12-45)



## NM STATE WINS OUTRIGHT REGULAR-SEASON TITLE

When it defeated Grand Canyon on Feb. 21, NM State claimed its first-ever outright WAC regular-season title. It was the Aggies' second WAC regular-season title overall, as they shared it with three other teams in 2007-08. NM State last won an outright conference championship in 1993-94 in the Big West.

## UMKC'S HARRISON NAMED ASSOCIATED PRESS HONORABLE MENTION ALL-AMERICAN

UMKC sophomore guard **Martez Harrison** was named an Associated Press honorable mention All-American, becoming the first men's basketball player in school history to earn the honor. The accolade means he was named on at least one ballot by a voting AP member on their first, second or third team. The Kansas City, Mo. product was named WAC Player of the Year after leading the league in scoring (17.5), total steals (60) and total assists (129). He also ranked among the league's top 10 in free throw shooting (74.8) and assist-to-turnover ratio (1.50).

## FOUR WAC PLAYERS NAMED NABC ALL-DISTRICT 6

Four WAC players were named to the National Association of Basketball Coaches (NABC) All-District 6 Teams, as selected by the coaches in the WAC and Big Sky Conferences. NM State's **Pascal Siakam** was named to the first team, while teammate **Daniel Mullings** joined Missouri-Kansas City's **Martez Harrison** and Seattle U's **Isiah Umipig** on the second team.

Siakam, the WAC Freshman of the Year and a first team All-WAC pick, led the league in field goal percentage (57.2) and blocks (1.8), ranked second in rebounding (7.7), seventh in free throw percentage (75.9), eighth in scoring (12.8) and 10th in minutes per game (30.8).

Mullings, a first team All-WAC honoree, led the league in steals (2.1), was 10th in assists (2.7), 11th in scoring (12.4) and 13th in rebounding (4.9).

Harrison was named the WAC Player of the Year after leading the league in scoring (17.5), total steals (60) and total assists (129). He also ranked among the league's top 10 in free throw percentage (74.8) and assist-to-turnover ratio (1.50).

Umipig, who set the all-time WAC record for three-pointers in a season (123), was a first team All-WAC selection after leading the league in free throw percentage (84.5) and three-pointers per game (3.6), ranking second in scoring (17.0) and minutes per game (34.0), third in three-point field goal percentage (41.8), seventh in steals (1.3) and eighth in assists (2.9).

## 2014-15 NCAA STATISTICAL FINAL RANKINGS

### TEAM (listed if ranked in the top 50)

#### SCORING DEFENSE

NM State ..... 21st (59.8)  
 CSU Bakersfield ..... 49th (61.5)

#### SCORING MARGIN

NM State ..... 32nd (8.3)

#### FIELD GOAL PERCENTAGE DEFENSE

Seattle U ..... 41st (39.7)

#### THREE-POINT FIELD GOAL PERCENTAGE

Seattle U ..... 28th (38.8)

#### THREE-POINT FIELD GOAL PERCENTAGE DEFENSE

NM State ..... 25th (30.6)

#### REBOUND MARGIN

NM State ..... 19th (6.4)  
 CSU Bakersfield ..... 35th (4.8)

#### STEALS PER GAME

Chicago State ..... 15th (8.4)  
 Missouri-Kansas City ..... 19th (8.1)

#### TURNOVER MARGIN

Missouri-Kansas City ..... 24th (2.9)

#### PERSONAL FOULS PER GAME

NM State ..... 35th (15.9)

#### FREE THROW ATTEMPTS

NM State ..... 43rd (771)

#### TOTAL STEALS

Chicago State ..... 21st (268)  
 Missouri-Kansas City ..... 22nd (266)

#### FEWEST FOULS

UVU ..... 43rd (519)

#### OFFENSIVE REBOUNDS PER GAME

Chicago State ..... 35th (12.59)  
 NM State ..... 38th (12.59)

### INDIVIDUAL (listed if ranked in the top 50)

#### THREE-POINT FIELD GOALS PER GAME

Isiah Umipig, Seattle U ..... 3rd (3.62)

#### THREE-POINT FIELD GOAL PERCENTAGE

Isiah Umipig, Seattle U ..... 25th (41.8)

#### ASSIST-TURNOVER RATIO

Brent Wrapp, CSU Bakersfield ..... 27th (2.64)

#### THREE-POINT FIELD GOALS MADE

Isiah Umipig, Seattle U ..... 3rd (123)

#### THREE-POINT FIELD GOAL ATTEMPTS

Isiah Umipig, Seattle U ..... 4th (294)

#### FIELD GOALS ATTEMPTED

Martez Harrison, UMKC ..... 48th, (448)

#### FREE THROWS MADE

Martez Harrison, UMKC ..... 15th (178)

#### FREE THROWS ATTEMPTED

Martez Harrison, UMKC ..... 8th (238)

#### OFFENSIVE REBOUNDS PER GAME

Pascal Siakam, NM State ..... 34th (3.26)  
 Kevin Mays, CSU Bakersfield ..... 45th (3.19)

### UMPIG SETS WAC SEASON THREE-POINTERS MARK

With his 121st three-pointer at the 11:19 mark of the second half against Colorado on March 23, Seattle U senior **Isiah Umipig** set the WAC record for three-pointers in a season, bettering the previous mark of 120 set by Dominick Young of Fresno State during the 1995-96 season. Umipig finished the season with 123 three-pointers, breaking his own Seattle U single-season record of 106 that he set in 2013-14.

### MENZIES FINALIST FOR BEN JOBE AWARD

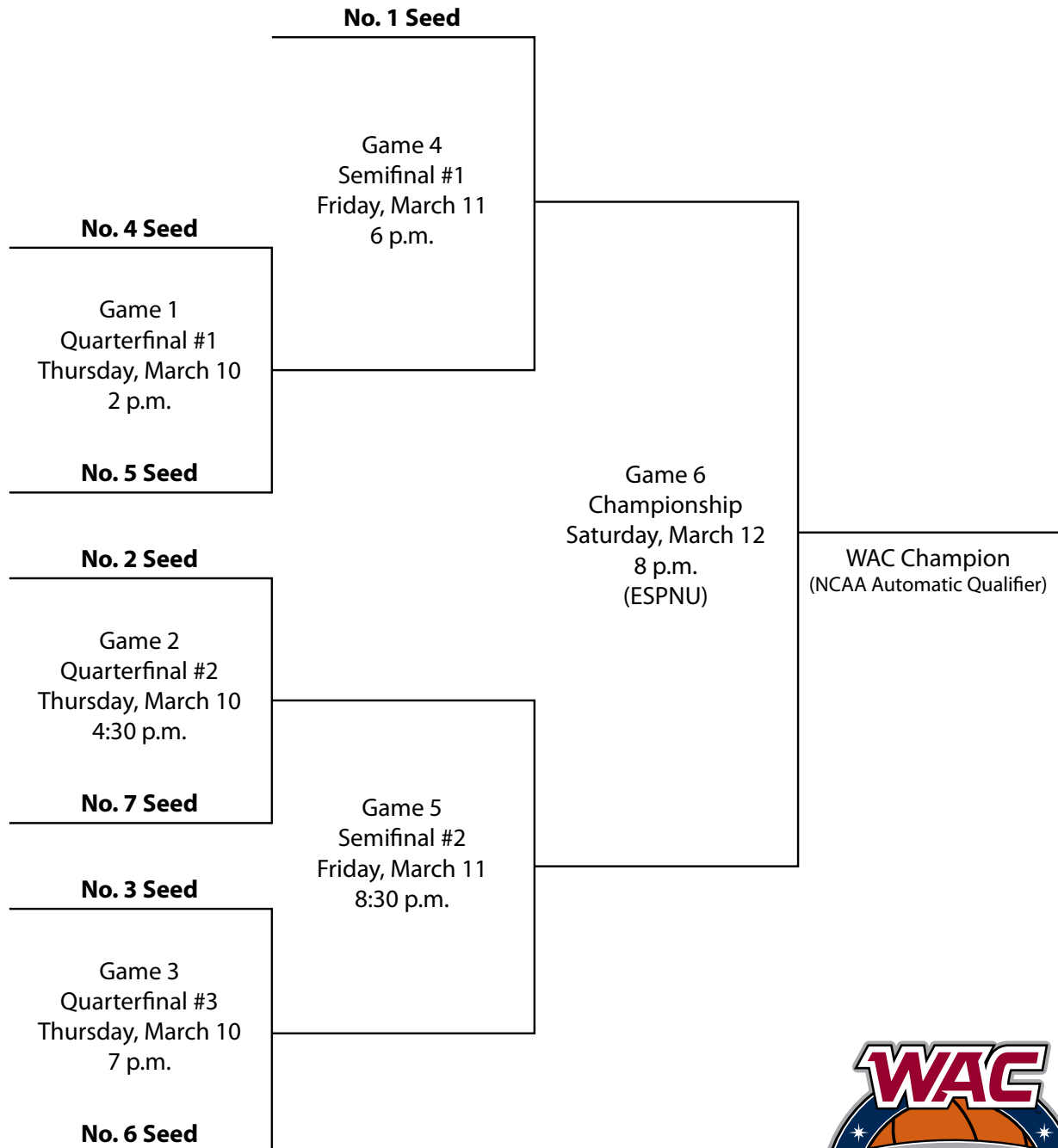
NM State head coach **Marvin Menzies** was named a finalist for the Ben Jobe Award as the top minority coach in Division I men's basketball. The 2015 WAC Coach of the Year, Menzies led the Aggies to the 2015 WAC regular-season and tournament titles.

The other finalists included Tommy Amaker (Harvard); Kevin Baggett (Rider); Bobby Collins (Maryland-Eastern Shore); Ed Cooley (Providence); Mike Davis (Texas Southern); Frank Haith (Tulsa); Ron Hunter (Georgia State); James Jones (Yale); Robert Jones (Norfolk State); Kevin Keatts (UNC Wilmington); LeVelle Moton (North Carolina Central); King Rice (Monmouth); John Thompson III (Georgetown); Gary Waters (Cleveland State); and Willis Wilson (Texas A&M-Corpus Christi).

The award is named after Ben Jobe, an icon in the history of basketball at Historically Black Colleges and Universities. He is best known as the head coach of the Southern University, a position he held for 12 seasons. His record at Southern was 209-141 and included four NCAA Tournament appearances.

## 2016 WAC Men's Basketball Tournament

March 10-12 ★ Orleans Arena ★ Las Vegas, Nev.



All Times Local/Subject to Change







# CSU Bakersfield Roadrunners



**Dr. Horace Mitchell**  
*President*



**Dr. Roy LaFever**  
*Faculty Representative*



**Kenneth Siegfried**  
*Director of Athletics*



**Cindy Goodman**  
*Sr. Associate AD/SWA*



**Corey Costelloe**  
*MBB Primary Contact*



**Isaac Comelli**  
*MBB Secondary Contact*

## QUICK FACTS

Location ..... Bakersfield, Calif.  
 Joined WAC ..... July 1, 2013  
 Enrollment ..... 9,000  
 Founded ..... 1970  
 Nickname ..... Roadrunners  
 Colors ..... Blue and Gold  
 President ..... Dr. Horace Mitchell  
 Director of Athletics ..... Kenneth Siegfried  
 Athletic Department ..... (661) 654-2188  
 Ticket Office ..... (661) 654-2583  
 Website ..... www.gorunners.com

## BASKETBALL INFO

Head Coach ..... Rod Barnes  
 Basketball Office ..... (661) 654-2188

School's All-Time Record ..... 825-459 (.642), 43 years  
 School's All-Time WAC Record ..... 12-18 (.400), two years  
 WAC Regular-Season Titles ..... 0  
 WAC Tournament Titles ..... 0  
 Last WAC Tournament Title ..... N/A

2014-15 Record ..... 14-19 (.424)  
 2014-15 WAC Record ..... 7-7 (T-4th)

Arena ..... Icardo Center (3,880)  
 Arena Record ..... 193-29 (.869), 14 years

NCAA Appearances ..... 0  
 NCAA Record ..... 0-0  
 NIT Appearances ..... 0  
 NIT Record ..... 0-0  
 CIT Appearances ..... 1 (Last, 2012)  
 CIT Record ..... 0-1

Starters Returning/Lost ..... 3/2  
 Letterwinners Returning/Lost ..... 4/7

## 2015-16 SCHEDULE

| Date        | Opponent                       | Time      |
|-------------|--------------------------------|-----------|
| Nov. 14     | San Diego Christian            | 7 p.m.    |
| Nov. 17     | Idaho                          | 7 p.m.    |
| Nov. 20     | Fresno Pacific                 | noon      |
| Nov. 25     | at Wyoming                     | 7 p.m.    |
| Nov. 29     | at Saint Mary's                | 5 p.m.    |
| Dec. 2      | at Idaho                       | 7 p.m.    |
| Dec. 5      | Northern Arizona (WDN)         | 7 p.m.    |
| Dec. 12     | at South Dakota                | 5:30 p.m. |
| Dec. 14     | Dartmouth (WDN)                | 7 p.m.    |
| Dec. 16     | at Fresno State                | 7 p.m.    |
| Dec. 19     | Menlo                          | 4 p.m.    |
| Dec. 22     | Portland State (WDN)           | 7 p.m.    |
| Dec. 28     | at Arizona State               | 7 p.m.    |
| Dec. 31     | Morgan State                   | 1 p.m.    |
| Jan. 2      | at UC Riverside                | 5 p.m.    |
| Jan. 9      | *at Missouri-Kansas City (WDN) | 6 p.m.    |
| Jan. 11     | *at Chicago State              | 7 p.m.    |
| Jan. 16     | *at Seattle U (ASN)            | 7:30 p.m. |
| Jan. 21     | *UT Rio Grande Valley (ASN)    | 6 p.m.    |
| Jan. 23     | *NM State (WDN)                | 7 p.m.    |
| Jan. 28     | *at Grand Canyon (WDN)         | 7 p.m.    |
| Jan. 30     | *at Utah Valley                | 7 p.m.    |
| Feb. 4      | *Missouri-Kansas City          | 7 p.m.    |
| Feb. 6      | *Chicago State (WDN)           | 7 p.m.    |
| Feb. 13     | *Utah Valley (ASN)             | 7 p.m.    |
| Feb. 18     | *at NM State                   | 7 p.m.    |
| Feb. 20     | *at UT Rio Grande Valley       | 7 p.m.    |
| Feb. 27     | *Grand Canyon (WDN)            | 7 p.m.    |
| March 5     | *Seattle U (WDN)               | 7 p.m.    |
| March 10-12 | WAC Tournament<br>(Las Vegas)  |           |

\* – WAC game  
 WDN – game will air on the WAC Digital Network  
 ASN – game will air on the American Sports Network  
 All times local to site/subject to change

## NOTABLES

- The Roadrunners finished the 2014-15 season 14-19 overall and 7-7 in WAC play for their first men's basketball season at .500 in conference play since joining the league two years ago.
- The 2014-15 squad earned its first-ever win over a Pac-12 team when the 'Runners upset Cal 55-52 on Dec. 28 in Berkeley.
- CSU Bakersfield returns three of its top four scorers from the 2014-15 squad in Aly Ahmed (13.9), Kevin Mays (9.4) and Jaylin Airington (7.7).
- The Roadrunners posted a 9-5 record at home last season. Since the Icardo Center opened in 1989, CSUB men's basketball has an all-time record of 193-29 (.869) in the on-campus gym.
- The 'Runners will play four universities for the first time in the programs' histories this season: Dartmouth, Menlo, Arizona State, and Morgan State. During the 2014-15 season, CSUB went 3-4 against teams they had not previously faced.
- CSUB will travel to Riverside, Calif., on Jan. 2 to take on UC Riverside. Having played a total of 73 games in the all-time series (CSUB leads the series 42-31), the Highlanders are CSUB's most familiar foe in 2015-16.
- With an average of 6.9 rebounds per game through his first two seasons with the Roadrunners, senior Aly Ahmed is on pace to break into the CSUB all-time top five in career rebounds this season.



# CSU Bakersfield Roadrunners



## HEAD COACH ROD BARNES FILE

**Alma Mater** ..... Mississippi, 1988  
**Overall Record** ..... 243-258 (.485), 14 years  
**School Record** ..... 57-69 (.452), four years  
**WAC Record** ..... 12-18 (.400), two years



## COACHING CAREER

1990-93 Livingston, Assistant Coach  
 1993-98 Ole Miss, Assistant Coach  
 1998-06 Ole Miss, Head Coach  
 2006-07 Oklahoma, Assistant Coach  
 2007-11 Georgia State, Head Coach  
 2011-present CSU Bakersfield, Head Coach

- Rod Barnes begins his fifth season with CSU Bakersfield and has a 57-69 record at the helm of the Roadrunners.
- This season, Barnes will get the chance to see another one of his sons playing in a Roadrunner uniform. Bray Barnes sat out the 2014-15 season as a redshirt freshman, but will sport a CSUB jersey this winter as he follows in the footsteps of his brother, Brandon Barnes, who graduated from CSUB two years ago.
- He played for Ole Miss from 1984-1988, averaging 19.0 points, 4.0 rebounds and 4.0 assists per game as a senior in 1989.
- Barnes is the first player in Ole Miss history to collect 500 points, 100 rebounds and 100 assists in a single season.
- He was named SEC Player of the Year in 1988. He was also named SEC Coach of the Year and Naismith National Coach of the Year in 2001. Barnes remains the only person in the history of the SEC to win both SEC Coach and SEC Player of the Year honors.
- Barnes was inducted into the Ole Miss Hall of Fame in August of 2012.
- With 243 career wins, Barnes is on pace to reach the 250-win plateau during the course of the 2015-16 season.

## HEAD COACHING RECORD

| Year    | School          | Overall | Conf.         | Postseason |
|---------|-----------------|---------|---------------|------------|
| 1998-99 | Ole Miss        | 20-12   | 8-8 SEC       | NCAA 1-1   |
| 1999-00 | Ole Miss        | 19-14   | 5-11 SEC      | NIT 2-1    |
| 2000-01 | Ole Miss        | 27-8    | 11-5 SEC      | NCAA 2-1   |
| 2001-02 | Ole Miss        | 20-11   | 9-7 SEC       | NCAA 0-1   |
| 2002-03 | Ole Miss        | 14-15   | 4-12 SEC      | —          |
| 2003-04 | Ole Miss        | 13-15   | 5-11 SEC      | —          |
| 2004-05 | Ole Miss        | 14-17   | 4-12 SEC      | —          |
| 2005-06 | Ole Miss        | 14-16   | 4-12 SEC      | —          |
| 2007-08 | Georgia State   | 9-21    | 5-12 Colonial | —          |
| 2008-09 | Georgia State   | 12-20   | 8-10 Colonial | —          |
| 2009-10 | Georgia State   | 12-20   | 5-13 Colonial | —          |
| 2010-11 | Georgia State   | 11-18   | 6-12 Colonial | —          |
| 2011-12 | CSU Bakersfield | 16-15   | Independent   | CIT 0-1    |
| 2012-13 | CSU Bakersfield | 14-16   | Independent   | —          |
| 2013-14 | CSU Bakersfield | 13-19   | 5-11 WAC      | —          |
| 2014-15 | CSU Bakersfield | 14-19   | 7-7 WAC       | —          |



## ASSISTANT COACHES



**Jeff Conarroe**  
*Colorado College, '91*  
 Fifth Year



**Mark Hsu**  
*Cabrini College, '04*  
 Third Year



**James Alford**  
*Arizona, '08*  
 Second Year



**JD Pollock**  
*Kennesaw State, '09*  
 Second Year



# CSU Bakersfield Roadrunners



2015-16 ROSTER

| No. | Name             | Pos. | Ht.  | Wt. | Yr.   | Hometown (Last School)                    |
|-----|------------------|------|------|-----|-------|---|
| 0   | Matt Smith       | F    | 6-6  | 190 | R-Jr. | Jackson, Tenn. (Columbia State CC)        |
| 1   | Brent Wrapp      | G    | 6-3  | 175 | R-So. | Boulder, Colo. (Fairview)                 |
| 3   | Darryl Geyen     | G    | 5-10 | 165 | Fr.   | Houston, Texas (The Village School)       |
| 5   | Dedrick Basile   | G    | 5-10 | 160 | Jr.   | Houston, Texas (Trinity Valley CC)        |
| 10  | Kevin Mays       | F    | 6-4  | 220 | Sr.   | Queens, N.Y. (Odessa College)             |
| 11  | Jaylin Airington | G    | 6-4  | 190 | R-Jr. | East Chicago, Ind. (Ventura College)      |
| 12  | PJ Posey         | F    | 6-8  | 280 | Jr.   | Milwaukee, Wis. (Riverside CC)            |
| 22  | Kyle Ferreira    | G    | 6-3  | 190 | So.   | Bakersfield, Calif. (Northwest Christian) |
| 23  | Damiyne Durham   | G    | 6-4  | 175 | R-Fr. | Houston, Texas (Oakwood)                  |
| 24  | Bray Barnes      | F    | 6-5  | 180 | R-Fr. | Bakersfield, Calif. (Liberty)             |
| 33  | Justin Hollins   | F    | 6-8  | 205 | Jr.   | Cypress, Texas (San Jacinto College)      |
| 42  | Aly Ahmed        | C    | 6-9  | 250 | Sr.   | Alexandria, Egypt (Midland College)       |
| 51  | Justin Pride     | G    | 5-10 | 180 | Jr.   | Huntsville, Ala. (Columbia State CC)      |

## TEAM PROFILE

| Top Returnees    | Pts. | Rebs. | Asts. |
|------------------|------|-------|-------|
| Aly Ahmed        | 13.9 | 7.2   | 1.6   |
| Jaylin Airington | 7.7  | 3.6   | 1.8   |
| Kevin Mays       | 9.4  | 8.0   | 1.1   |
| Brent Wrapp      | 4.4  | 3.2   | 3.4   |

| Key Losses     | Pts. | Rebs. | Asts. |
|----------------|------|-------|-------|
| Javonte Maynor | 8.9  | 1.3   | 1.0   |
| Tyrell Corbin  | 5.6  | 2.3   | 2.2   |



### ALY AHMED | C, 6-9, 250, Sr.

Named first team All-WAC last year after ranking fifth in the league in scoring (13.9) and fourth in rebounding (7.2) ... named to the all-tournament teams at the WAC Tournament, Outrigger Hotels Rainbow Classic and World Vision Classic ... scored a career-high 26 points vs. High Point on Nov. 14 ... led the team in scoring 15 times and in rebounding 11 times ... registered eight double-doubles ... as a sophomore in 2013-14, ranked third on the team in scoring (8.9) ... ranked seventh in the WAC in blocks (0.8), eighth in rebounding (6.6) and 10th in field goal percentage (47.9) ... transferred from Midland College.

#### CAREER STATISTICS

| Year          | GP-GS        | Pts.-Avg.       | Reb.       | Ast.      | Stl.      |
|---------------|--------------|-----------------|------------|-----------|-----------|
| 2013-14       | 24-20        | 213-8.9         | 159        | 12        | 12        |
| 2014-15       | 31-28        | 432-13.9        | 223        | 48        | 9         |
| <b>Totals</b> | <b>55-48</b> | <b>645-11.7</b> | <b>382</b> | <b>60</b> | <b>21</b> |

## MEDIA INFORMATION

### SPORTS INFORMATION

**Director (Primary Contact)** ..... Corey Costelloe  
**MBB Secondary Contact** ..... Isaac Comelli  
**Address** ..... 8 Gym - 9001 Stockdale Highway  
 Bakersfield, CA 93311-1022  
**Costelloe's Office Number** ..... (661) 654-6071  
**Costelloe's Cell Number** ..... (661) 972-0932  
**Costelloe's E-Mail** ..... ccostelloe1@csub.edu  
**Comelli's Office Number** ..... (661) 654-3071  
**Comelli's Cell Number** ..... (661) 549-1533  
**Comelli's E-Mail** ..... icomelli@csub.edu  
**Fax Number** ..... (661) 654-2376  
**Press Row:** ..... (661) 654-2126

### MEDIA OUTLETS

**Bakersfield Californian** ..... Jeff Evans  
 (661) 395-7389 ..... jevans@bakersfield.com  
**The Runner** ..... Esteban Ramirez  
 steve322444@gmail.com  
**KGET-TV** ..... Lina Washington  
 (661) 803-4763 ..... LinaWashington@kget.com  
**KBAK/KBFX TV** ..... Greg Kerr  
 (661) 204-5456 ..... gkerr@bakersfieldnow.com  
**KERO TV** ..... TBA  
 (661) 323-5538  
**KUZZ 107.9 FM** ..... Scott Thackery  
 (661) 328-7505 ..... kuzznews@buckowens.com  
**KERN 1180 AM** ..... JR Flores  
 (661) 842-5376  
 aflores@americangeneralmedia.com

PLAYERS TO WATCH



### JAYLIN AIRINGTON | G, 6-4, 190, R-Jr.

Started 26 of 33 contests last year as a sophomore ... averaged 7.7 points and 3.6 rebounds ... led the 'Runners in scoring four times including a career-high 20 points vs. Idaho State on Dec. 20 ... made the game-winning shot with two seconds left against UMKC on Feb. 21 ... ranked fourth in the WAC in free throw percentage (77.2) ... sat out the 2013-14 season after transferring from Ventura College, where he was a first team all-conference selection as a freshman in 2012-13 ... averaged 14.6 points per game, earned Western Conference Player of the Week honors and was selected MVP of the 2012 Antelope Valley College Tournament.

#### CAREER STATISTICS

| Year          | GP-GS        | Pts.-Avg.      | Reb.       | Ast.      | Stl.      |
|---------------|--------------|----------------|------------|-----------|-----------|
| 2014-15       | 33-26        | 253-7.7        | 120        | 59        | 22        |
| <b>Totals</b> | <b>33-26</b> | <b>253-7.7</b> | <b>120</b> | <b>59</b> | <b>22</b> |



### KEVIN MAYS | F, 6-4, 220, Sr.

Named to WAC All-Defensive Team last year after leading the league in rebounding (8.0) ... ranked 45th nationally in offensive rebounds per game (3.19) ... ranked second on the team in scoring (9.4) ... ranked sixth in the WAC in field goal percentage (47.7) ... led the Roadrunners in rebounding 19 times ... scored a career-high 18 points vs. NM State on Jan. 10 ... pulled down a career-high 17 rebounds against Arkansas-Pine Bluff on Nov. 17 ... registered eight double-doubles on the year ... transferred to CSUB from Odessa College, where he averaged 15.1 points and 12.2 rebounds in 2013-14 .. played his freshman season at Maryland Eastern Shore, where he led the team in scoring (13.2).

#### CAREER STATISTICS

| Year          | GP-GS        | Pts.-Avg.      | Reb.       | Ast.      | Stl.      |
|---------------|--------------|----------------|------------|-----------|-----------|
| 2014-15       | 32-32        | 300-9.4        | 257        | 34        | 36        |
| <b>Totals</b> | <b>32-32</b> | <b>300-9.4</b> | <b>257</b> | <b>34</b> | <b>36</b> |





# CSU Bakersfield Roadrunners



## 2014-15 STATISTICS

All Games: 14-19 Home: 9-5 Road: 3-10 Neutral: 2-4

| Player            | GP-GS | Min-Avg  | FG-FGA   | Pct  | 3FG-3FGA | Pct  | FT-FTA  | Pct  | Off-Def | Rebs-Avg  | PF-FO  | Ast | TO  | Blk | St  | Pts-Avg   |
|-------------------|-------|----------|----------|------|----------|------|---------|------|---------|-----------|--------|-----|-----|-----|-----|-----------|
| Ahmed, Aly        | 31-28 | 914-29.5 | 159-323  | .492 | 1-5      | .200 | 113-154 | .734 | 70-153  | 223-7.2   | 80-3   | 48  | 72  | 23  | 9   | 432-13.9  |
| Mays, Kevin       | 32-32 | 888-27.8 | 115-241  | .477 | 0-5      | .000 | 70-95   | .737 | 102-155 | 257-8.0   | 100-5  | 34  | 57  | 4   | 36  | 300-9.4   |
| Maynor, Javonte   | 33-23 | 968-29.3 | 92-259   | .355 | 70-200   | .350 | 39-57   | .684 | 9-34    | 43-1.3    | 78-1   | 33  | 36  | 2   | 28  | 293-8.9   |
| Airington, Jaylin | 33-26 | 922-27.9 | 81-201   | .403 | 20-61    | .328 | 71-92   | .772 | 46-74   | 120-3.6   | 99-4   | 59  | 40  | 7   | 22  | 253-7.7   |
| Richmond, Dashawn | 29-5  | 463-16.0 | 59-147   | .401 | 26-67    | .388 | 36-50   | .720 | 19-54   | 73-2.5    | 65-1   | 19  | 30  | 3   | 17  | 180-6.2   |
| Corbin, Tyrell    | 33-27 | 732-22.2 | 57-154   | .370 | 24-68    | .353 | 47-60   | .783 | 16-59   | 75-2.3    | 36-0   | 74  | 62  | 2   | 30  | 185-5.6   |
| Connors, Cortez   | 32-12 | 498-15.6 | 52-141   | .369 | 28-79    | .354 | 18-19   | .947 | 12-35   | 47-1.5    | 50-1   | 26  | 25  | 1   | 20  | 150-4.7   |
| Wrapp, Brent      | 33-6  | 679-20.6 | 42-89    | .472 | 0-6      | .000 | 60-86   | .698 | 21-84   | 105-3.2   | 79-2   | 111 | 42  | 2   | 22  | 144-4.4   |
| Ahmed, Abdul      | 33-5  | 426-12.9 | 37-103   | .359 | 17-59    | .288 | 15-21   | .714 | 18-47   | 65-2.0    | 60-2   | 23  | 22  | 5   | 4   | 106-3.2   |
| Jones, Kregg      | 27-1  | 221-8.2  | 21-41    | .512 | 0-0      | .000 | 15-35   | .429 | 9-27    | 36-1.3    | 24-1   | 0   | 11  | 10  | 2   | 57-2.1    |
| Wallace, Dee      | 6-0   | 14-2.3   | 0-4      | .000 | 0-4      | .000 | 0-0     | .000 | 0-2     | 2-0.3     | 1-0    | 0   | 0   | 0   | 0   | 0-0.0     |
| Team              |       |          |          |      |          |      |         |      | 46-51   | 97-2.9    | 1      |     | 12  |     |     |           |
| Total             | 33    |          | 715-1703 | .420 | 186-554  | .336 | 484-669 | .723 | 368-775 | 1143-34.6 | 673-20 | 427 | 409 | 59  | 190 | 2100-63.6 |
| Opponents         | 33    |          | 647-1572 | .412 | 220-606  | .363 | 514-737 | .697 | 273-709 | 982-29.8  | 618-11 | 350 | 403 | 118 | 172 | 2028-61.5 |

WAC Games: 7-7 Home: 5-2 Road: 2-5

| Player            | GP-GS | Min-Avg  | FG-FGA  | Pct  | 3FG-3FGA | Pct  | FT-FTA  | Pct   | Off-Def | Rebs-Avg | PF-FO | Ast | TO  | Blk | St | Pts-Avg  |
|-------------------|-------|----------|---------|------|----------|------|---------|-------|---------|----------|-------|-----|-----|-----|----|----------|
| Ahmed, Aly        | 13-11 | 401-30.8 | 62-130  | .477 | 0-0      | .000 | 41-61   | .672  | 37-66   | 103-7.9  | 35-1  | 20  | 26  | 9   | 4  | 165-12.7 |
| Maynor, Javonte   | 14-7  | 432-30.9 | 50-116  | .431 | 37-88    | .420 | 17-26   | .654  | 4-14    | 18-1.3   | 35-0  | 7   | 12  | 1   | 11 | 154-11.0 |
| Mays, Kevin       | 14-14 | 395-28.2 | 58-114  | .509 | 0-2      | .000 | 37-51   | .725  | 42-65   | 107-7.6  | 41-1  | 11  | 21  | 1   | 17 | 153-10.9 |
| Airington, Jaylin | 14-14 | 439-31.4 | 33-93   | .355 | 7-27     | .259 | 39-49   | .796  | 23-35   | 58-4.1   | 42-1  | 34  | 19  | 1   | 10 | 112-8.0  |
| Corbin, Tyrell    | 14-13 | 288-20.6 | 28-67   | .418 | 10-27    | .370 | 22-24   | .917  | 10-19   | 29-2.1   | 10-0  | 25  | 30  | 0   | 8  | 88-6.3   |
| Wrapp, Brent      | 14-1  | 305-21.8 | 20-42   | .476 | 0-1      | .000 | 27-38   | .711  | 7-33    | 40-2.9   | 41-1  | 55  | 15  | 2   | 9  | 67-4.8   |
| Connors, Cortez   | 14-7  | 204-14.6 | 22-59   | .373 | 11-30    | .367 | 4-4     | 1.000 | 5-17    | 22-1.6   | 21-1  | 12  | 11  | 1   | 7  | 59-4.2   |
| Richmond, Dashawn | 10-0  | 131-13.1 | 13-39   | .333 | 6-18     | .333 | 8-10    | .800  | 2-13    | 15-1.5   | 20-1  | 3   | 9   | 0   | 5  | 40-4.0   |
| Ahmed, Abdul      | 14-2  | 138-9.9  | 11-29   | .379 | 3-15     | .200 | 3-4     | .750  | 5-15    | 20-1.4   | 20-1  | 7   | 9   | 2   | 1  | 28-2.0   |
| Jones, Kregg      | 13-1  | 91-7.0   | 9-16    | .563 | 0-0      | .000 | 4-13    | .308  | 2-10    | 12-0.9   | 12-1  | 0   | 4   | 4   | 1  | 22-1.7   |
| Wallace, Dee      | 2-0   | 1-0.5    | 0-0     | .000 | 0-0      | .000 | 0-0     | .000  | 0-0     | 0-0.0    | 0-0   | 0   | 0   | 0   | 0  | 0-0.0    |
| TEAM              |       |          |         |      |          |      |         |       | 19-14   | 33-2.4   |       |     | 3   |     |    |          |
| Total             | 14    |          | 306-705 | .434 | 74-208   | .356 | 202-280 | .721  | 156-301 | 457-32.6 | 277-8 | 174 | 159 | 21  | 73 | 888-63.4 |
| Opponents         | 14    |          | 283-640 | .442 | 97-235   | .413 | 216-308 | .701  | 112-284 | 396-28.3 | 252-3 | 165 | 162 | 47  | 65 | 879-62.8 |

## 2014-15 RESULTS

| Date    | Opponent                  | Result          | Date    | Opponent                 | Result        | Date     | Opponent                              | Result   |
|---------|---------------------------|-----------------|---------|--------------------------|---------------|----------|---------------------------------------|----------|
| Nov. 14 | !vs. High Point           | L, 99-100 (40T) | Dec. 31 | La Verne                 | W, 87-36      | Feb. 19  | *Chicago State                        | W, 64-51 |
| Nov. 15 | !at Hawai'i               | L, 65-72        | Jan. 3  | at North Carolina A&T    | L, 70-83      | Feb. 21  | *Missouri-Kansas City                 | W, 64-62 |
| Nov. 17 | !vs. Arkansas-Pine Bluff  | L, 49-56        | Jan. 10 | *at Grand Canyon         | L, 65-73      | Feb. 24  | Bristol                               | W, 95-81 |
| Nov. 20 | at No. 16 San Diego State | L, 27-51        | Jan. 15 | *New Mexico State        | L, 54-70      | Feb. 28  | *at Seattle U                         | L, 43-53 |
| Nov. 23 | Delaware                  | W, 70-52        | Jan. 17 | *Texas-Pan American      | W, 66-53      | March 7  | *at Utah Valley                       | L, 69-74 |
| Nov. 30 | South Dakota              | L, 66-68        | Jan. 22 | *at Missouri-Kansas City | L, 63-66      | March 12 | #vs. No. 5 Utah Valley                | W, 55-40 |
| Dec. 2  | UC Riverside              | L, 58-59        | Jan. 24 | *at Chicago State        | W, 57-41      | March 13 | #vs. No. 1 New Mexico State           | L, 53-57 |
| Dec. 6  | Fresno State              | L, 61-63        | Jan. 27 | San Diego Christian      | W, 79-54      |          |                                       |          |
| Dec. 13 | at Portland State         | L, 59-65        | Jan. 31 | *Seattle U               | W, 71-61 (OT) |          | ! – Rainbow Classic (Honolulu)        |          |
| Dec. 18 | @at Utah State            | L, 56-57        | Feb. 5  | *Utah Valley             | W, 72-69      |          | @ – World Vision Classic (Logan Utah) |          |
| Dec. 19 | @vs. South Dakota State   | L, 49-53        | Feb. 7  | *Grand Canyon            | L, 76-78      |          | * – WAC Game                          |          |
| Dec. 20 | @vs. Idaho State          | W, 59-50        | Feb. 12 | *at Texas-Pan American   | W, 66-54      |          | # – WAC Tournament (Las Vegas)        |          |
| Dec. 28 | at California             | W, 55-52        | Feb. 14 | *at New Mexico State     | L, 58-74      |          |                                       |          |



# Chicago State Cougars



**Dr. Wayne Watson**  
President



**Dr. Bernard Brown**  
Faculty Representative



**Dr. Denisha Hendricks**  
Director of Athletics



**Karen Schiferl**  
Associate AD/SWA



**Corey Miggins**  
MBB Contact

## QUICK FACTS

**Location** ..... Chicago, Ill.  
**Joined WAC** ..... July 1, 2013  
**Enrollment** ..... 5,211  
**Founded** ..... 1867  
**Nickname** ..... Cougars  
**Colors** ..... Green and White  
**President** ..... Dr. Wayne Watson  
**Director of Athletics** ..... Dr. Denisha Hendricks  
**Athletic Department** ..... (773) 995-2295  
**Ticket Office** ..... (773) 995-2295  
**Website** ..... www.gocsucougars.com

## BASKETBALL INFO

**Head Coach** ..... Tracy Dildy  
**Basketball Office** ..... (773) 995-3657

**School's All-Time Record** ..... 548-841 (.395), 49 years  
**School's All-Time WAC Record** ..... 12-18 (.400), two years  
**WAC Regular-Season Titles** ..... 0  
**WAC Tournament Titles** ..... 0  
**Last WAC Tournament Title** ..... N/A

**2014-15 Record** ..... 8-24 (.250)  
**2014-15 WAC Record** ..... 4-10 (T-7th)

**Arena** ..... Jones Convocation Center (5,000)  
**Arena Record** ..... 55-41 (.573), seven years

**NCAA Appearances** ..... 0  
**NCAA Record** ..... 0-0  
**NIT Appearances** ..... 0  
**NIT Record** ..... 0-0  
**CIT Appearances** ..... 1 (Last: 2013)  
**CIT Record** ..... 0-1 (.000)

**Starters Returning/Lost** ..... 2/3  
**Letterwinners Returning/Lost** ..... 6/11

## 2015-16 SCHEDULE

| Date        | Opponent                       | Time      |
|-------------|--------------------------------|-----------|
| Nov. 13     | Illinois Tech                  | 7 p.m.    |
| Nov. 16     | at Iowa State (ESPN3)          | 7 p.m.    |
| Nov. 18     | IU Northwest                   | 7 p.m.    |
| Nov. 21     | Trinity International          | 2 p.m.    |
| Nov. 23     | @at Illinois (BTN)             | 7 p.m.    |
| Nov. 27     | #vs. Jacksonville State        | 1:30 p.m. |
| Nov. 28     | #vs. Alabama State/Chattanooga | TBD       |
| Dec. 2      | at Northern Illinois           | 7 p.m.    |
| Dec. 5      | at DePaul (FSN1)               | 1 p.m.    |
| Dec. 11     | Valparaiso (WDN)               | 7 p.m.    |
| Dec. 13     | Northwestern (BTN)             | 6 p.m.    |
| Dec. 16     | at Minnesota (BTN)             | 7 p.m.    |
| Dec. 19     | Western Illinois (WDN)         | 4:35 p.m. |
| Dec. 21     | at Marquette (FSN1)            | 7 p.m.    |
| Dec. 28     | at Oakland (ESPN3)             | 7 p.m.    |
| Dec. 31     | at Ball State                  | 2 p.m.    |
| Jan. 9      | *Seattle U                     | 2 p.m.    |
| Jan. 11     | *CSU Bakersfield               | 7 p.m.    |
| Jan. 14     | *at UT Rio Grande Valley (WDN) | 7 p.m.    |
| Jan. 16     | *at NM State                   | 7 p.m.    |
| Jan. 19     | Green Bay (WDN)                | 7 p.m.    |
| Jan. 21     | *Grand Canyon (WDN)            | 7 p.m.    |
| Jan. 23     | *Utah Valley                   | 2 p.m.    |
| Jan. 30     | *at Missouri-Kansas City (WDN) | 2 p.m.    |
| Feb. 4      | *at Seattle U (ASN)            | 7 p.m.    |
| Feb. 6      | *at CSU Bakersfield (WDN)      | 7 p.m.    |
| Feb. 13     | *NM State                      | 2 p.m.    |
| Feb. 18     | *at Utah Valley                | 7 p.m.    |
| Feb. 20     | *at Grand Canyon               | 7 p.m.    |
| Feb. 28     | *UT Rio Grande Valley (ASN)    | 4 p.m.    |
| March 5     | *Missouri-Kansas City          | 2 p.m.    |
| March 10-12 | WAC Tournament (Las Vegas)     |           |

! – Emerald Coast Classic First Round (Ames, Iowa)  
 @ – Emerald Coast Classic Second Round (Springfield, Ill.)  
 # – Emerald Coast Classic (Destin, Fla.)  
 \* – WAC game  
 BTN – game will air on the Big Ten Network  
 FSN1 – game will air on Fox Sports 1  
 WDN – game will air on the WAC Digital Network  
 ASN – game will air on the American Sports Network  
 All times local to site/subject to change

## NOTABLES

- The Cougars have six members of the 2014-15 squad back this season, including two starters. Seniors Jared Dimakos and Jawad Adekoya, juniors Joshua Batson, Quron Davis and Trayvon Palmer, and sophomore Montana Byrd all return for CSU.
- Chicago State returns 35 percent of its scoring, 34 percent of its steals and 33 percent of its rebounds from last season.
- The Cougars have added nine newcomers to the team this season – seniors Devon Friend and Kieran Woods, juniors Elliot Cole and Jordan Madrid-Andrews, sophomores Gentry Hunt and Clemmye Owens V, and freshmen Delundre Dixon, Anthony Eaves and Fred Sims.
- Chicago State has beefed up its non-conference schedule with games against competition from the State of Illinois this season, including road contests against area foes Northern Illinois (Dec. 2), DePaul (Dec. 5) and Northwestern (Dec. 13).
- CSU has five players on this season's squad that played in the Chicago Public League for prep ball – Joshua Batson (Curie), Elliot Cole (Powerhouse), Quron Davis (Simeon), Fred Sims (North Lawndale) and Kieran Woods (Crane).
- The Cougars led the WAC and ranked 15th nationally in steals per game (8.4) in 2014-15.
- CSU will take on eight teams that competed in postseason play last season, including three NCAA Tournament teams in Iowa State, Valparaiso and NM State. Other postseason opponents are Illinois (NIT), Green Bay (NIT), Seattle (CBI), Grand Canyon (CIT) and Oakland (CIT).



# Chicago State Cougars



## HEAD COACH TRACY DILDY FILE

**Alma Mater** ..... UIC, 1991  
**Overall Record** ..... 42-117 (.264), five years  
**School Record** ..... Same  
**WAC Record** ..... 12-18 (.400), two years



## COACHING CAREER

1991-94 UIC, Assistant Coach  
 1994-97 Ball State, Assistant Coach  
 1997-00 DePaul, Assistant Coach  
 2000-02 DePaul, Associate Head Coach  
 2002-04 Auburn, Assistant Coach  
 2004-06 Ole Miss, Assistant Coach  
 2006-07 UAB, Assistant Coach  
 2007-10 UIC, Associate Head Coach  
 2010-present Chicago State, Head Coach

- Tracy Dildy enters his sixth season as the head coach at Chicago State.
- Since the 2012-13 season, Dildy has had seven student-athletes earn academic all-conference honors, including three players receiving Academic All-WAC honors last season.
- He heads into the 2015-16 season ranking second among CSU coaches for all-time Division I wins and is seven victories away from tying former Cougar head coach Bob Hallberg's record.
- Dildy became the first head coach in CSU's Division I era to take a team to the postseason after earning a bid to the CollegeInsider.com Tournament in 2013.
- He spent three years as the associate head coach and recruiting coordinator at UIC from 2007-10 and was named the top mid-major assistant by Hoop Scoop in 2008.
- Dildy was inducted into the UIC Athletics Hall of Fame in 1995, the State of Illinois Basketball Hall of Fame in 1997 and the Chicago Public League Hall of Fame in 1998.
- He earned a bachelor's degree in education from UIC, where he played point guard from 1987-89 and finished with the 10th-most assists (260) in school history.
- Dildy played at King High School under Chicago coaching legend Landon "Sonny" Cox, earning honorable mention All-America accolades his senior year.

## HEAD COACHING RECORD

| Year    | School        | Overall | Conf.            | Postseason |
|---------|---------------|---------|------------------|------------|
| 2010-11 | Chicago State | 6-26    | 3-5 GWC (5th)    | —          |
| 2011-12 | Chicago State | 4-26    | 2-7 GWC (6th)    | —          |
| 2012-13 | Chicago State | 11-22   | 3-9 GWC (T-3rd)  | CIT        |
| 2013-14 | Chicago State | 13-19   | 8-8 WAC (4th)    | —          |
| 2014-15 | Chicago State | 8-24    | 4-10 WAC (T-7th) | —          |



## ASSOCIATE HEAD COACH



**James Farr**  
 Creighton '89  
 Sixth Year

## ASSISTANT COACHES



**Sean Pryor**  
 Oregon State '97  
 Sixth Year



**Matt Raidbard**  
 Indiana '06  
 Sixth Year





# Chicago State Cougars



2015-16 ROSTER

| No. | Name                  | Pos. | Ht.  | Wt. | Yr.   | Hometown (Last School)                          |
|-----|-----------------------|------|------|-----|-------|---|
| 0   | Jawad Adekoya         | G/F  | 6-6  | 190 | Sr.   | Tinley Park, Ill. (Kankakee CC)                 |
| 1   | Kieran Woods          | G    | 6-2  | 185 | Sr.   | Chicago, Ill. (Lamar State College-Port Arthur) |
| 2   | Clemmye Owens V       | G    | 6-2  | 185 | So.   | Toledo, Ohio (Bethune-Cookman)                  |
| 3   | Elliot Cole           | G    | 5-11 | 170 | Jr.   | Chicago, Ill. (Gulf Coast State College)        |
| 5   | Anthony Eaves         | G    | 6-2  | 160 | Fr.   | Louisville, Ky. (Ballard)                       |
| 10  | Fred Sims Jr.         | G    | 6-4  | 193 | Fr.   | Chicago, Ill. (North Lawndale)                  |
| 11  | Jared Dimakos         | G/F  | 6-5  | 205 | R-Sr. | Schaumburg, Ill. (Triton College)               |
| 14  | Delundre Dixon        | G    | 6-3  | 180 | Fr.   | Rockford, Ill. (Auburn)                         |
| 15  | Trayvon Palmer        | G/F  | 6-5  | 185 | Jr.   | Milwaukee, Wis. (N.D. State College of Science) |
| 21  | Joshua Batson         | G    | 5-11 | 165 | Jr.   | Chicago, Ill. (Curie)                           |
| 30  | Gentry Hunt           | G    | 6-3  | 180 | So.   | Glenwood, Ill. (Northeastern JC)                |
| 32  | Montana Byrd          | G/F  | 6-3  | 190 | So.   | Chicago, Ill. (Mount Carmel)                    |
| 33  | Jordan Madrid-Andrews | F    | 6-8  | 240 | Jr.   | Denver, Colo. (Umpqua CC)                       |
| 35  | Devon Friend          | F    | 6-6  | 235 | Sr.   | Joliet, Ill. (State College of Florida)         |
| 44  | Quron Davis           | C    | 6-10 | 235 | Jr.   | Chicago, Ill. (Simeon)                          |

## TEAM PROFILE

| Top Returnees  | Pts. | Rebs. | Asts. |
|----------------|------|-------|-------|
| Jawad Adekoya  | 4.7  | 1.3   | 0.4   |
| Jared Dimakos  | 6.1  | 3.1   | 0.6   |
| Trayvon Palmer | 7.7  | 4.8   | 0.7   |

| Key Losses       | Pts. | Rebs. | Asts. |
|------------------|------|-------|-------|
| Sean Hill        | 8.2  | 2.1   | 2.1   |
| Clarke Rosenberg | 12.6 | 3.9   | 2.0   |
| Anthony Glover   | 6.8  | 1.4   | 1.2   |



### JAWAD ADEKOYA | G/F, 6-6, 190, Sr.

Competed in 19 games last year as a junior, averaging 4.7 points and 1.3 rebounds per game ... scored a season-best 17 points against Seattle U in the WAC Tournament ... tallied 15 points on 5-of-6 shooting from three-point range at CSU Bakersfield on Feb. 19 ... scored 15 points at NM State on March 7 ... earned Academic All-WAC and CSU Scholar-Athlete accolades ... came to Chicago State from Kankakee Community College, where he averaged 13.3 points, 3.1 rebounds and 1.4 assists as a sophomore ... ranked seventh in the NJCAA Division I in three-point percentage (49.4) and 12th in free throw percentage (86.8) ... played at Iowa Central Community College in 2012-13.

#### CAREER STATISTICS

| Year          | GP-GS       | Pts.-Avg.     | Reb.      | Ast.     | Stl.      |
|---------------|-------------|---------------|-----------|----------|-----------|
| 2014-15       | 19-1        | 89-4.7        | 25        | 7        | 14        |
| <b>Totals</b> | <b>19-1</b> | <b>89-4.7</b> | <b>25</b> | <b>7</b> | <b>14</b> |

## MEDIA INFORMATION

### SPORTS INFORMATION

**Director/MBB Contact**..... Corey Miggins  
**Address** ..... 9501 South King Drive  
 Chicago, IL 60628  
**Miggins' Office Number** ..... (773) 995-2217  
**Miggins' Cell Number** ..... (773) 414-5961  
**Miggins' E-Mail** ..... cmiggins@csu.edu  
**Fax Number**..... (773) 995-3656  
**Press Row**..... (773) 821-2418

### MEDIA OUTLETS

**Associated Press** ..... Andrew Seligman  
 aseligman@ap.org

**Chicago Tribune**..... Jack McCarthy  
 (312) 730-6399 ..... jackmac@mac.com

**Chicago Sun Times**..... Toni Ginnetti  
 (312) 321-2663 ..... tginnetti@suntimes.com

**Beverly Review**..... Scott Fredericks  
 (773) 238-3366 sfredericks@beverlyreview.net

**ESPN Chicago** ..... Scott Powers  
 spowers@espnchicago.com

PLAYERS TO WATCH



### JARED DIMAKOS | G/F, 6-5, 205, R-Sr.

Competed in 21 games with 10 starts last year before missing the remainder of the season due to injury ... averaged 6.1 points and 3.6 rebounds and connected on 45 percent (44-of-98) of his shots ... scored a season-best 22 points at Utah Valley on Jan. 29 ... grabbed eight rebounds at Arizona State on Nov. 14 ... tallied three steals at Oakland on Nov. 25 ... played in 27 games in 2013-14, averaging 2.3 points ... named a CSU Scholar-Athlete as a sophomore ... transferred to Chicago State from Triton College, where he played in 27 games in 2012-13, averaging 12.5 points and 4.3 rebounds.

#### CAREER STATISTICS

| Year          | GP-GS        | Pts.-Avg.      | Reb.      | Ast.      | Stl.      |
|---------------|--------------|----------------|-----------|-----------|-----------|
| 2013-14       | 27-1         | 62-2.3         | 24        | 6         | 6         |
| 2014-15       | 21-11        | 128-6.1        | 66        | 13        | 12        |
| <b>Totals</b> | <b>48-12</b> | <b>190-4.0</b> | <b>90</b> | <b>19</b> | <b>18</b> |



### TRAYVON PALMER | G/F, 6-5, 185, Jr.

Played in 30 games with 18 starts last year, averaging 7.7 points and a team-leading 4.8 rebounds ... posted 10 double-digit scoring games and three double-doubles ... tallied season highs of 30 points and 11 rebounds at Grand Canyon on Jan. 31 ... earned Academic All-WAC and CSU Scholar-Athlete recognition ... in 2013-14, averaged 13.3 points and 10.1 rebounds at North Dakota State College of Science ... earned second team All Mon-Dak Athletic Conference and MDAC Scholar-Athlete honors ... ranked 11th in the NJCAA Division I in total rebounds (334), 14th in defensive rebounds (218), 19th in offensive rebounds (118) and 21st in rebounds per game (10.1).

#### CAREER STATISTICS

| Year          | GP-GS        | Pts.-Avg.      | Reb.       | Ast.      | Stl.      |
|---------------|--------------|----------------|------------|-----------|-----------|
| 2014-15       | 30-18        | 232-7.7        | 144        | 21        | 25        |
| <b>Totals</b> | <b>30-18</b> | <b>232-7.7</b> | <b>144</b> | <b>21</b> | <b>25</b> |



# Chicago State Cougars



## 2014-15 STATISTICS

All Games: 8-24

Home: 7-5

Road: 1-16

Neutral: 0-3

| Player             | GP-GS | Min-Avg  | FG-FGA   | Pct   | 3FG-3FGA | Pct   | FT-FTA  | Pct  | Off-Def | Rebs-Avg  | PF-FO  | Ast | TO  | Blk | St  | Pts-Avg   |
|--------------------|-------|----------|----------|-------|----------|-------|---------|------|---------|-----------|--------|-----|-----|-----|-----|-----------|
| Rosenberg, Clarke  | 31-23 | 876-28.3 | 137-345  | .397  | 38-123   | .309  | 78-116  | .672 | 38-83   | 121-3.9   | 81-2   | 63  | 74  | 12  | 36  | 390-2.6   |
| Hill, Sean         | 22-14 | 547-24.9 | 65-180   | .361  | 21-75    | .280  | 29-38   | .763 | 11-36   | 47-2.1    | 41-0   | 46  | 43  | 3   | 25  | 180-8.2   |
| Palmer, Trayvon    | 30-18 | 736-24.5 | 87-187   | .465  | 23-56    | .411  | 35-52   | .673 | 54-90   | 144-4.8   | 84-3   | 21  | 55  | 18  | 25  | 232-7.7   |
| Glover, Anthony    | 32-13 | 679-21.2 | 74-204   | .363  | 39-116   | .336  | 31-47   | .660 | 14-30   | 44-1.4    | 40-0   | 38  | 43  | 2   | 26  | 218-6.8   |
| Dimakos, Jared     | 21-11 | 378-18.0 | 44-98    | .449  | 17-47    | .362  | 23-30   | .767 | 19-47   | 66-3.1    | 57-3   | 13  | 34  | 0   | 12  | 128-6.1   |
| Meier, Joshua      | 31-19 | 642-20.7 | 59-159   | .371  | 1-1      | 1.000 | 36-58   | .621 | 66-58   | 124-4.0   | 77-3   | 19  | 58  | 17  | 19  | 155-5.0   |
| Adekoya, Jawad     | 19-1  | 235-12.4 | 25-89    | .281  | 17-61    | .279  | 22-28   | .786 | 5-20    | 25-1.3    | 24-0   | 7   | 12  | 2   | 14  | 89-4.7    |
| Griffin, Johnny    | 31-10 | 574-18.5 | 41-86    | .477  | 1-13     | .077  | 28-50   | .560 | 47-74   | 121-3.9   | 72-3   | 9   | 20  | 21  | 34  | 111-3.6   |
| Byrd, Montana      | 28-7  | 328-11.7 | 31-103   | .301  | 25-81    | .309  | 9-12    | .750 | 10-26   | 36-1.3    | 30-0   | 8   | 19  | 2   | 11  | 96-3.4    |
| Muhammad, Rahjan   | 12-0  | 89-7.4   | 15-37    | .405  | 4-15     | .267  | 7-9     | .778 | 3-11    | 14-1.2    | 8-0    | 2   | 10  | 0   | 9   | 41-3.4    |
| Davis, Quron       | 19-8  | 223-11.7 | 22-47    | .468  | 0-0      | .000  | 6-14    | .429 | 25-25   | 50-2.6    | 27-0   | 4   | 17  | 7   | 5   | 50-2.6    |
| Batson, Joshua     | 29-14 | 320-11.0 | 20-77    | .260  | 6-26     | .231  | 13-25   | .520 | 11-17   | 28-1.0    | 43-1   | 26  | 28  | 1   | 23  | 59-2.0    |
| Williams, Aaron    | 24-4  | 250-10.4 | 16-55    | .291  | 1-21     | .048  | 10-11   | .909 | 12-32   | 44-1.8    | 28-0   | 3   | 16  | 5   | 11  | 43-1.8    |
| Karis, Kurt        | 21-7  | 294-14.0 | 12-43    | .279  | 0-6      | .000  | 9-14    | .643 | 11-34   | 45-2.1    | 32-0   | 32  | 22  | 0   | 12  | 33-1.6    |
| Tesmer, Jesse      | 19-4  | 161-8.5  | 6-22     | .273  | 0-0      | .000  | 5-6     | .833 | 5-9     | 14-0.7    | 20-0   | 0   | 7   | 1   | 3   | 17-0.9    |
| Robertson, Elijah  | 8-0   | 26-3.3   | 2-5      | .400  | 0-1      | .000  | 2-4     | .500 | 1-2     | 3-0.4     | 3-0    | 1   | 2   | 1   | 0   | 6-0.8     |
| Medlock, Shariieff | 4-0   | 9-2.3    | 1-1      | 1.000 | 1-1      | 1.000 | 0-0     | .000 | 0-1     | 1-0.3     | 0-0    | 0   | 0   | 0   | 2   | 3-0.8     |
| Johnson, Michael   | 12-2  | 58-4.8   | 2-9      | .222  | 0-1      | .000  | 0-0     | .000 | 7-15    | 22-1.8    | 13-1   | 3   | 1   | 1   | 1   | 4-0.3     |
| TEAM               |       |          |          |       |          |       |         |      | 54-46   | 100-3.1   |        |     | 10  |     |     |           |
| Total              | 32    |          | 659-1747 | .377  | 194-644  | .301  | 343-514 | .667 | 393-656 | 1049-32.8 | 680-16 | 295 | 471 | 93  | 268 | 1855-58.0 |
| Opponents          | 32    |          | 687-1542 | .446  | 224-595  | .376  | 517-766 | .675 | 325-779 | 1104-34.5 | 526-7  | 403 | 492 | 110 | 229 | 2115-66.1 |

WAC Games: 4-10

Home: 3-4

Road: 1-6

| Player             | GP-GS | Min-Avg  | FG-FGA  | Pct  | 3FG-3FGA | Pct   | FT-FTA  | Pct   | Off-Def | Rebs-Avg | PF-FO | Ast | TO  | Blk | St | Pts-Avg  |
|--------------------|-------|----------|---------|------|----------|-------|---------|-------|---------|----------|-------|-----|-----|-----|----|----------|
| Rosenberg, Clarke  | 13-9  | 408-31.4 | 61-149  | .409 | 19-50    | .380  | 36-47   | .766  | 21-36   | 57-4.4   | 30-0  | 39  | 32  | 7   | 13 | 177-13.6 |
| Palmer, Trayvon    | 12-10 | 363-30.3 | 43-93   | .462 | 15-31    | .484  | 18-25   | .720  | 24-42   | 66-5.5   | 35-2  | 7   | 21  | 7   | 10 | 119-9.9  |
| Hill, Sean         | 14-10 | 385-27.5 | 47-132  | .356 | 14-57    | .246  | 19-25   | .760  | 8-22    | 30-2.1   | 27-0  | 30  | 26  | 2   | 17 | 127-9.1  |
| Dimakos, Jared     | 6-5   | 133-22.2 | 18-35   | .514 | 7-17     | .412  | 1-1     | 1.000 | 5-11    | 16-2.7   | 18-1  | 6   | 6   | 0   | 1  | 44-7.3   |
| Meier, Joshua      | 14-11 | 378-27.0 | 38-87   | .437 | 1-1      | 1.000 | 22-29   | .759  | 42-31   | 73-5.2   | 39-2  | 13  | 27  | 9   | 10 | 99-7.1   |
| Adekoya, Jawad     | 7-1   | 87-12.4  | 13-34   | .382 | 11-23    | .478  | 6-7     | .857  | 0-7     | 7-1.0    | 8-0   | 0   | 6   | 2   | 6  | 43-6.1   |
| Glover, Anthony    | 14-5  | 233-16.6 | 20-65   | .308 | 11-39    | .282  | 15-17   | .882  | 5-8     | 13-0.9   | 14-0  | 10  | 15  | 2   | 6  | 66-4.7   |
| Griffin, Johnny    | 13-2  | 199-15.3 | 14-29   | .483 | 0-4      | .000  | 10-18   | .556  | 17-31   | 48-3.7   | 32-1  | 3   | 4   | 9   | 9  | 38-2.9   |
| Williams, Aaron    | 9-3   | 114-12.7 | 7-24    | .292 | 1-7      | .143  | 7-7     | 1.000 | 8-15    | 23-2.6   | 10-0  | 0   | 5   | 3   | 3  | 22-2.4   |
| Karis, Kurt        | 12-2  | 205-17.1 | 10-32   | .313 | 0-5      | .000  | 8-10    | .800  | 8-24    | 32-2.7   | 23-0  | 17  | 13  | 0   | 8  | 28-2.3   |
| Batson, Joshua     | 12-8  | 147-12.3 | 8-34    | .235 | 4-14     | .286  | 7-11    | .636  | 6-5     | 11-0.9   | 22-0  | 4   | 6   | 1   | 8  | 27-2.3   |
| Byrd, Montana      | 11-2  | 107-9.7  | 7-30    | .233 | 6-25     | .240  | 2-2     | 1.000 | 2-5     | 7-0.6    | 13-0  | 3   | 9   | 1   | 5  | 22-2.0   |
| Tesmer, Jesse      | 8-0   | 45-5.6   | 0-2     | .000 | 0-0      | .000  | 2-2     | 1.000 | 2-3     | 5-0.6    | 4-0   | 0   | 2   | 0   | 2  | 2-0.3    |
| Davis, Quron       | 2-0   | 5-2.5    | 0-0     | .000 | 0-0      | .000  | 0-0     | .000  | 0-1     | 1-0.5    | 0-0   | 0   | 0   | 0   | 0  | 0-0.0    |
| Medlock, Shariieff | 1-0   | 1-1.0    | 0-0     | .000 | 0-0      | .000  | 0-0     | .000  | 0-0     | 0-0.0    | 0-0   | 0   | 0   | 0   | 0  | 0-0.0    |
| Muhammad, Rahjan   | 1-0   | 1-1.0    | 0-0     | .000 | 0-0      | .000  | 0-0     | .000  | 0-0     | 0-0.0    | 0-0   | 0   | 0   | 0   | 0  | 0-0.0    |
| Johnson, Michael   | 5-2   | 14-2.8   | 0-2     | .000 | 0-0      | .000  | 0-0     | .000  | 1-4     | 5-1.0    | 3-0   | 0   | 0   | 1   | 0  | 0-0.0    |
| TEAM               |       |          |         |      |          |       |         |       | 28-22   | 50-3.6   |       |     | 2   |     |    |          |
| Total              | 14    |          | 286-748 | .382 | 89-273   | .326  | 153-201 | .761  | 177-267 | 444-31.7 | 278-6 | 132 | 174 | 44  | 98 | 814-58.1 |
| Opponents          | 14    |          | 293-671 | .437 | 91-249   | .365  | 215-297 | .724  | 152-304 | 456-32.6 | 211-1 | 172 | 187 | 44  | 85 | 892-63.7 |

## 2014-15 RESULTS

| Date    | Opponent              | Result    | Date    | Opponent                 | Result        | Date     | Opponent  | Result   |
|---------|-----------------------|-----------|---------|--------------------------|---------------|----------|---|----------|
| Nov. 14 | at Arizona State      | L, 50-86  | Dec. 20 | Saint Joseph's (Ind.)    | W, 76-54      | Feb. 7   | *Texas-Pan American                             | W, 78-73 |
| Nov. 16 | at Creighton          | L, 66-84  | Dec. 22 | at SIUE                  | L, 38-63      | Feb. 14  | *Missouri-Kansas City                           | L, 50-61 |
| Nov. 18 | IU-Northwest          | W, 102-51 | Dec. 29 | Omaha                    | W, 69-66      | Feb. 19  | *at Bakersfield                                 | L, 51-64 |
| Nov. 22 | Trinity Christian     | W, 75-52  | Dec. 31 | at Green Bay             | L, 50-54      | Feb. 21  | *at Seattle U                                   | L, 31-57 |
| Nov. 24 | !vs. Georgia State    | L, 46-69  | Jan. 3  | at Bowling Green         | L, 35-58      | Feb. 26  | *Grand Canyon                                   | W, 74-70 |
| Nov. 25 | !at Oakland           | L, 57-70  | Jan. 10 | *at Texas-Pan American   | L, 59-64      | Feb. 28  | *Utah Valley                                    | W, 65-44 |
| Nov. 26 | !vs. Western Carolina | L, 61-66  | Jan. 17 | *at Missouri-Kansas City | L, 62-64      | March 7  | *at New Mexico State                            | L, 57-61 |
| Nov. 29 | at Notre Dame         | L, 42-90  | Jan. 22 | *Seattle U               | L, 67-75      | March 12 | #vs. No. 3 Seattle U                            | L, 45-49 |
| Dec. 4  | DePaul                | L, 60-84  | Jan. 24 | *Bakersfield             | L, 41-57      |          |   |          |
| Dec. 6  | at Toledo             | L, 59-87  | Jan. 29 | *at Utah Valley          | L, 62-78      |          | ! – CBE Hall of Fame Classic (Rochester, Mich.) |          |
| Dec. 14 | at Southern Illinois  | L, 50-65  | Jan. 31 | *at Grand Canyon         | W, 56-55      |          | * – WAC Game                                    |          |
| Dec. 17 | at Western Kentucky   | L, 60-75  | Feb. 5  | *New Mexico State        | L, 61-69 (OT) |          | # – WAC Tournament (Las Vegas)                  |          |



**Brian Mueller**  
President



**Claude Pensis**  
Faculty Representative



**Mike Vaught**  
Director of Athletics



**Jamie Boggs**  
SWA



**Charles Hampton**  
MBB Contact

## QUICK FACTS

Location ..... Phoenix, Ariz.  
 Joined WAC ..... July 1, 2013  
 Enrollment ..... 11,000  
 Founded ..... 1949  
 Nickname ..... Antelopes  
 Colors ..... Purple, Black and White  
 President ..... Brian Mueller  
 Director of Athletics ..... Mike Vaught  
 Athletic Department ..... (602) 639-6053  
 Ticket Office ..... (602) 639-8979  
 Website ..... www.gculopes.com

## BASKETBALL INFO

Head Coach ..... Dan Majerle  
 Basketball Office ..... (602) 639-6836

School's All-Time Record ..... 1093-697 (.611), 65 years  
 School's All-Time WAC Record ..... 18-12 (.600), two years

2014-15 Record ..... 17-15 (.531)  
 2014-15 WAC Record ..... 8-6 (T-2nd)

Arena ..... Grand Canyon University Arena (7,000)  
 Arena Record ..... 51-14 (.785), four years

NCAA Appearances ..... 10 D-II (Last: 2013)  
 NCAA Record ..... 5-10 (.333)  
 NIT Appearances ..... 0  
 NIT Record ..... 0-0  
 CIT Appearances ..... 2 (Last, 2015)  
 CIT Record ..... 0-2 (.000)

Starters Returning/Lost ..... 3/2  
 Letterwinners Returning/Lost ..... 6/6

## 2015-16 SCHEDULE

| Date    | Opponent                       | Time   |
|---------|--------------------------------|--------|
| Nov. 13 | Portland State                 | 7 p.m. |
| Nov. 17 | Black Hills State              | 7 p.m. |
| Nov. 19 | Alcorn State                   | 7 p.m. |
| Nov. 23 | Mississippi Valley State (WDN) | 7 p.m. |
| Nov. 30 | Hampton                        | 7 p.m. |
| Dec. 3  | Central Michigan (WDN)         | 7 p.m. |
| Dec. 5  | at Louisville (ESPN3)          | noon   |
| Dec. 8  | !Southern                      | 7 p.m. |
| Dec. 13 | !Omaha                         | 6 p.m. |
| Dec. 15 | Delaware State                 | 7 p.m. |
| Dec. 18 | at San Diego State             | 7 p.m. |
| Dec. 21 | @vs. Houston                   | 5 p.m. |
| Dec. 22 | @vs. Wyoming/Marshall          | TBD    |
| Dec. 28 | at SIU-Edwardsville            | 7 p.m. |
| Jan. 3  | Bethune-Cookman                | 6 p.m. |
| Jan. 7  | *UT Rio Grande Valley (WDN)    | 7 p.m. |
| Jan. 9  | *NM State (WDN)                | 7 p.m. |
| Jan. 16 | *Utah Valley (WDN)             | 7 p.m. |
| Jan. 21 | *at Chicago State (WDN)        | 7 p.m. |
| Jan. 23 | *at Missouri-Kansas City (ASN) | 7 p.m. |
| Jan. 28 | *CSU Bakersfield (WDN)         | 7 p.m. |
| Jan. 30 | *Seattle U                     | 7 p.m. |
| Feb. 4  | *at NM State (WDN)             | 7 p.m. |
| Feb. 6  | *at UT Rio Grande Valley (WDN) | 7 p.m. |
| Feb. 9  | Benedictine (Ariz.)            | 7 p.m. |
| Feb. 12 | *at Seattle U (WDN)            | 7 p.m. |
| Feb. 18 | *Missouri-Kansas City (WDN)    | 7 p.m. |
| Feb. 20 | *Chicago State                 | 7 p.m. |
| Feb. 27 | *at CSU Bakersfield (WDN)      | 7 p.m. |
| March 5 | *at Utah Valley (ASN)          | 2 p.m. |

! – Global Sports Classic (Phoenix)  
 @ – Global Sports Classic (Las Vegas)  
 \* – WAC game  
 WDN – game will air on the WAC Digital Network  
 ASN – game will air on the American Sports Network  
 All times local to site/subject to change

## NOTABLES

- The 2014-15 season marked the first time Grand Canyon posted a winning record against a full Division I schedule. The Lopes ended the year with a 17-15 mark, including placing second in the WAC standings at 8-6.
- In its first two years transitioning to Division I, Grand Canyon has combined for 32 wins and finished at least .500 both seasons. That total includes 18 WAC wins.
- The Lopes have been strong at home during their transition to Division I, winning 18 contests over the past two years. Among those home victories, few were bigger than the 68-65 win over New Mexico on Dec. 23, 2014. Joshua Braun had 18 points, including four three-pointers, to lead the upset.
- In both 2013-14 and 2014-15, the Lopes finished strong enough in the conference standings (third and second, respectively) to earn a spot in postseason play. Each year, GCU was selected to compete in the CollegenInsider.com Postseason Tournament. Both games were at home and the losses came by a combined seven points.
- Grand Canyon led the WAC in scoring offense last year (68.7) and was second in field goal percentage (45.1) and free throw percentage (71.5). From that high-powered offense, the Lopes return their top two scorers in DeWayne Russell and Joshua Braun in 2015-16.
- Russell, who earned second team All-WAC honors a year ago, finished fourth in the league in scoring (14.2) and second in assists (3.9) as a junior.
- Braun was second on the squad a year ago in scoring (11.8) and paced the Lopes in rebounding (4.9). He was also the top three-point threat for the Lopes, connecting on 56 attempts from beyond the arc.
- Ryan Majerle, a nephew of coach Dan Majerle who transferred to GCU to play for his uncle, was the Lopes' second-leading three-point man a year ago, hitting 46 treys and connecting at a 38 percent clip, ranking seventh in the WAC.



## HEAD COACH DAN MAJERLE FILE

**Alma Mater** ..... Central Michigan, 1988  
**Overall Record** ..... 32-30 (.516), two years  
**School Record** ..... Same  
**WAC Record** ..... 18-12 (.600), two years



## COACHING CAREER

2008-13 Phoenix Suns, Assistant Coach  
 2013-present Grand Canyon, Head Coach

- Since being named Grand Canyon's 13th head basketball coach in program history in 2013, Dan Majerle has led the Antelopes' move into Division I in strong fashion, earning 32 wins over the past two years. Last season's 17-15 campaign marked the first winning campaign for the Lopes since beginning the four-year transition.
- Majerle's teams have been among the best in the WAC the past two years, finishing in the top three spots in the WAC standings both seasons while earning 18 league wins. The Lopes were 10-6 to place third in 2013-14 and followed with an 8-6 league campaign to tie for second place last year.
- Majerle and his staff have helped GCU to postseason appearances in each of the past two seasons. The Lopes played in the Collegen Insider.com Postseason Tournament in both 2013-14 and 2014-15, falling by a combined seven points in the two games.
- Under Majerle, GCU has not shied away from playing the national powers. In 2014-15, the Lopes took on Kentucky and Indiana in separate road trips. GCU also picked up a huge home win against a regional power, toppling New Mexico 67-65 at GCU Arena last year. This season, the Lopes head to Louisville and San Diego State and face Houston on a neutral court.
- Majerle's team led the league in scoring (68.7) and assist-to-turnover ratio (1.1:1) last year. GCU ranked among the top four in the league in a total of 10 statistical categories in 2014-15.
- Players have blossomed under Majerle's guidance at GCU. DeWayne Russell earned second team All-WAC and All-Newcomer Team honors last year, while Joshua Braun (All-Newcomer Team) and Jerome Garrison (All-Defensive Team) were also honored.
- Overall, Majerle has coached a total of six players who have won eight postseason WAC awards in the past two years, including first team honoree Killian Larson in 2013-14.
- Majerle spent five years as an assistant coach with the NBA's Phoenix Suns from 2008-13.
- The 14th overall selection in the 1988 NBA Draft by the Phoenix Suns, Majerle played 14 seasons in the NBA and was a three-time All-Star.
- Originally from Traverse City, Mich., Majerle played college basketball at Central Michigan, where he averaged more than 20 points per game in three of his four seasons and was an All-Mid-American Conference selection each year of his career.

## HEAD COACHING RECORD

| Year    | School       | Overall | Conf.       | Postseason |
|---------|--------------|---------|-------------|------------|
| 2013-14 | Grand Canyon | 15-15   | 10-6 (3rd)  | CIT        |
| 2014-15 | Grand Canyon | 17-15   | 8-6 (T-2nd) | CIT        |



## ASSOCIATE HEAD COACH



**Todd Lee**  
*South Dakota, '86*  
*Third Year*

## ASSISTANT COACHES



**Chris Crevellone**  
*Adams State, '07*  
*Third Year*




**TJ Benson**  
*Weber State '09*  
*Second Year*

| No. | Name                 | Pos. | Ht.  | Wt. | Yr.   | Hometown (Last School)                           |
|-----|----------------------|------|------|-----|-------|--|
| 0   | DeWayne Russell      | G    | 5-11 | 155 | Sr.   | Peoria, Ariz. (Northern Arizona)                 |
| 1   | Grandy Glaze         | F    | 6-6  | 235 | Sr.   | Toronto, Ontario (Saint Louis)                   |
| 2   | Joshua Braun         | G    | 6-4  | 195 | R-So. | Anthem, Ariz. (Westwind Prep Academy)            |
| 3   | Grant White          | G    | 6-1  | 175 | Sr.   | Monroeville, Ala. (Jacksonville State)           |
| 4   | Ryan Majerle         | G    | 6-3  | 190 | R-Sr. | Rockford, Mich. (Toledo)                         |
| 5   | Matt Jackson         | F    | 6-8  | 210 | So.   | Melbourne, Australia (Diamond Valley)            |
| 10  | Dominic Magee        | G    | 6-4  | 180 | R-Fr. | Harvey, La. (Memphis)                            |
| 11  | De'Andre Davis       | G    | 6-1  | 180 | So.   | Austin, Texas (Cedar Ridge)                      |
| 12  | Boubacar Toure       | C    | 6-11 | 215 | R-Fr. | Dakar, Senegal (Phase One Academy)               |
| 13  | Uros Ljeskovic       | F    | 6-8  | 240 | Sr.   | Niksic, Montenegro (Coastal Carolina)            |
| 21  | Kerwin Smith         | F    | 6-9  | 200 | So.   | Dallas, Texas (Woodrow Wilson)                   |
| 22  | Adrian Carrion Armas | G    | 5-11 | 170 | So.   | Seville, Spain (Canarias Basketball Academy)     |
| 23  | Jevon Estelle        | F    | 6-3  | 210 | Sr.   | Winslow, Ariz. (Winslow)                         |
| 24  | Keonta Vernon        | F    | 6-6  | 225 | Jr.   | Tulare, Calif. (Southern Idaho)                  |
| 25  | Zach Tolson          | F    | 6-7  | 200 | R-So. | Scottsdale, Ariz. (Northern State)               |
| 35  | Kenzo Nudo           | G    | 6-4  | 200 | Fr.   | Scottsdale, Ariz. (Chaparral)                    |
| 42  | Gerard Martin        | G    | 6-6  | 195 | R-Fr. | Manly, Australia (Australian Institute of Sport) |

## TEAM PROFILE

| Top Returnees   | Pts. | Rebs. | Asts. |
|-----------------|------|-------|-------|
| Joshua Braun    | 11.8 | 4.9   | 0.8   |
| Ryan Majerle    | 7.3  | 3.1   | 0.7   |
| DeWayne Russell | 14.2 | 3.0   | 3.9   |

| Key Losses       | Pts. | Rebs. | Asts. |
|------------------|------|-------|-------|
| Royce Woolridge  | 10.6 | 2.8   | 2.3   |
| Daniel Alexander | 9.0  | 4.9   | 1.2   |
| Jerome Garrison  | 7.8  | 3.3   | 1.3   |



### JOSHUA BRAUN | G, 6-4, 195, R-So.

Named to the WAC All-Newcomer team last year after averaging 11.8 points, 13th best in the WAC, and 4.9 rebounds, good for 14th ... competed in all of the Lopes' 32 games, starting 26 ... ranked sixth in the WAC in three-point percentage (38.1) and eighth in field goal percentage (46.0) ... led GCU in points scored (379) and three-point percentage ... had a career-high 25 points at Texas Pan-American on Jan. 24 ... grabbed a career-high 10 rebounds vs. UMKC on Jan. 29 ... redshirted the 2013-14 season.

#### CAREER STATISTICS

| Year          | GP-GS        | Pts.-Avg.       | Reb.       | Ast.      | Stl.      |
|---------------|--------------|-----------------|------------|-----------|-----------|
| 2014-15       | 32-26        | 379-11.8        | 157        | 24        | 27        |
| <b>Totals</b> | <b>32-26</b> | <b>379-11.8</b> | <b>157</b> | <b>24</b> | <b>27</b> |

## MEDIA INFORMATION

### SPORTS INFORMATION

**Director/MBB Contact**..... Charles Hampton  
**Address** ..... 3300 West Camelback Road  
 Phoenix, AZ 85017  
**Hampton's Office Number** ..... (602) 639-7738  
**Hampton's Cell Number** ..... (480) 628-1754  
**Hampton's E-Mail** .... charles.hampton@gcu.edu  
**Fax Number** ..... (602) 343-4645  
**Press Row** ..... (602) 565-2954

### MEDIA OUTLETS

**The Arizona Republic**..... Richard Obert  
 (602) 444-8641 ...richard.obert@arizonarepublic.com

**KTVK Channel 3**..... Tim Ring  
 (602) 207-3333 ..... tring@azfamily.com

**KPHO Channel 5** ..... Joe Pequeno  
 (602) 650-0711 ..... jpequeno@cbs5az.com

**KSAZ Fox 10** ..... Jude LaCava  
 (602) 257-1234 .... sports@myfoxphoenix.com

**KPNX Channel 12**..... Bruce Cooper  
 (602) 444-8000 ..... sports@12news.com

**KNVX Channel 15**..... Craig Fouhy  
 (602) 273-1500 ..... sports@abc15.com



### RYAN MAJERLE | G, 6-3, 190, R-Sr.

Played in all 32 games last year as a junior, averaging 7.3 points and 3.1 rebounds ... had a career-high 19 points at CSU Bakersfield on Feb. 7 ... grabbed a career-high seven rebounds at Central Michigan on Nov. 29 ... ranked seventh in the WAC in three-point percentage (38.0) and eighth in three-pointers per game (1.8) ... sat out the 2013-14 season after transferring from Grand Valley State, where he appeared in 27 games, making 17 starts, in 2012-13 ... averaged 7.5 points and 2.2 rebounds and led the team in three-pointers made (45) and three-point percentage (45.9) ... as a freshman in 2011-2012, played in 12 games at Toledo, averaging 5.3 points.

#### CAREER STATISTICS

| Year          | GP-GS       | Pts.-Avg.      | Reb.       | Ast.      | Stl.     |
|---------------|-------------|----------------|------------|-----------|----------|
| 2014-15       | 32-2        | 233-7.3        | 100        | 21        | 8        |
| <b>Totals</b> | <b>32-2</b> | <b>233-7.3</b> | <b>100</b> | <b>21</b> | <b>8</b> |



### DEWAYNE RUSSELL | G, 5-11, 155, Sr.

Named second team All-WAC and to the All-Newcomer team last year after averaging 14.2 points and 3.9 assists ... ranked second in the WAC in assists, fourth in both scoring and steals (1.4), and eighth in free throw percentage (75.7) ... had a season-high 24 points at Utah Valley on Jan. 15 ... tied his career high with eight assists against Chicago State on Feb. 26 ... sat out the 2013-14 season after transferring from Northern Arizona, where he averaged 14.4 points as a freshman in 2012-13 ... scored 20 or more points in six games, including a season-best 25 points twice ... dished out five or more assists 10 times.

#### CAREER STATISTICS

| Year          | GP-GS        | Pts.-Avg.       | Reb.      | Ast.      | Stl.      |
|---------------|--------------|-----------------|-----------|-----------|-----------|
| 2014-15       | 23-23        | 326-14.2        | 68        | 90        | 32        |
| <b>Totals</b> | <b>23-23</b> | <b>326-14.2</b> | <b>68</b> | <b>90</b> | <b>32</b> |

## 2014-15 STATISTICS

All Games: 17-15    Home: 13-8    Road: 4-7    Neutral: 0-0

| Player            | GP-GS | Min-Avg  | FG-FGA   | Pct  | 3FG-3FGA | Pct  | FT-FTA  | Pct  | Off-Def | Rebs-Avg  | PF-FO  | Ast | TO  | Blk | St  | Pts-Avg   |
|-------------------|-------|----------|----------|------|----------|------|---------|------|---------|-----------|--------|-----|-----|-----|-----|-----------|
| Russell, DeWayne  | 23-23 | 769-33.4 | 103-250  | .412 | 14-42    | .333 | 106-140 | .757 | 9-59    | 68-3.0    | 62-0   | 90  | 49  | 2   | 32  | 326-14.2  |
| Braun, Joshua     | 32-26 | 857-26.8 | 134-291  | .460 | 56-147   | .381 | 55-71   | .775 | 38-119  | 157-4.9   | 59-0   | 24  | 22  | 26  | 27  | 379-11.8  |
| Woolridge, Royce  | 32-30 | 810-25.3 | 110-241  | .456 | 20-62    | .323 | 98-132  | .742 | 9-79    | 88-2.8    | 76-4   | 72  | 71  | 3   | 29  | 338-10.6  |
| Alexander, Daniel | 29-7  | 694-23.9 | 95-214   | .444 | 31-109   | .284 | 41-46   | .891 | 28-113  | 141-4.9   | 67-2   | 34  | 39  | 24  | 19  | 262-9.0   |
| Garrison, Jerome  | 32-32 | 848-26.5 | 87-182   | .478 | 19-65    | .292 | 57-90   | .633 | 36-71   | 107-3.3   | 83-0   | 40  | 32  | 10  | 13  | 250-7.8   |
| Majerle, Ryan     | 32-2  | 772-24.1 | 78-176   | .443 | 46-121   | .380 | 31-38   | .816 | 38-62   | 100-3.1   | 55-1   | 21  | 19  | 4   | 8   | 233-7.3   |
| Davis, De'Andre   | 30-0  | 534-17.8 | 64-123   | .520 | 3-18     | .167 | 41-62   | .661 | 25-45   | 70-2.3    | 67-3   | 56  | 38  | 4   | 23  | 172-5.7   |
| Smith, Kerwin     | 32-25 | 400-12.5 | 36-75    | .480 | 0-0      | .000 | 17-35   | .486 | 23-50   | 73-2.3    | 74-2   | 0   | 29  | 15  | 5   | 89-2.8    |
| Jaksic, Miroslav  | 13-2  | 74-5.7   | 15-29    | .517 | 0-2      | .000 | 6-13    | .462 | 5-11    | 16-1.2    | 14-1   | 0   | 8   | 4   | 0   | 36-2.8    |
| Jackson, Matt     | 22-6  | 284-12.9 | 16-50    | .320 | 6-16     | .375 | 20-27   | .741 | 7-35    | 42-1.9    | 26-1   | 12  | 12  | 2   | 3   | 58-2.6    |
| Daly, Sam         | 21-4  | 292-13.9 | 18-38    | .474 | 3-10     | .300 | 10-18   | .556 | 8-19    | 27-1.3    | 29-1   | 37  | 33  | 2   | 11  | 49-2.3    |
| Okafor, Tobe      | 5-3   | 41-8.2   | 2-10     | .200 | 0-0      | .000 | 0-0     | .000 | 1-4     | 5-1.0     | 9-0    | 0   | 3   | 3   | 0   | 4-0.8     |
| Juarez, Isaiah    | 6-0   | 7-1.2    | 1-2      | .500 | 0-1      | .000 | 0-0     | .000 | 0-1     | 1-0.2     | 0-0    | 1   | 0   | 0   | 0   | 2-0.3     |
| Armas, Adrian     | 4-0   | 9-2.3    | 0-2      | .000 | 0-1      | .000 | 0-2     | .000 | 0-2     | 2-0.5     | 2-0    | 0   | 1   | 0   | 0   | 0-0.0     |
| Estelle, Jevon    | 8-0   | 11-1.4   | 0-0      | .000 | 0-0      | .000 | 0-0     | .000 | 0-1     | 1-0.1     | 4-0    | 1   | 0   | 0   | 1   | 0-0.0     |
| TEAM              |       |          |          |      |          |      |         |      | 55-63   | 118-3.7   |        |     |     | 2   |     |           |
| Total             | 32    |          | 759-1683 | .451 | 198-594  | .333 | 482-674 | .715 | 282-734 | 1016-31.8 | 627-15 | 388 | 358 | 99  | 171 | 2198-68.7 |
| Opponents         | 32    |          | 788-1790 | .440 | 175-533  | .328 | 437-643 | .680 | 375-751 | 1126-35.2 | 628-16 | 365 | 339 | 83  | 160 | 2188-68.4 |

WAC Games: 8-6    Home: 5-2    Road: 3-4

| Player            | GP-GS | Min-Avg  | FG-FGA  | Pct  | 3FG-3FGA | Pct  | FT-FTA  | Pct  | Off-Def | Rebs-Avg | PF-FO | Ast | TO  | Blk | St | Pts-Avg  |
|-------------------|-------|----------|---------|------|----------|------|---------|------|---------|----------|-------|-----|-----|-----|----|----------|
| Russell, DeWayne  | 14-14 | 471-33.6 | 62-156  | .397 | 10-32    | .313 | 65-81   | .802 | 4-38    | 42-3.0   | 37-0  | 65  | 23  | 1   | 20 | 199-14.2 |
| Braun, Joshua     | 14-14 | 427-30.5 | 61-137  | .445 | 29-76    | .382 | 38-44   | .864 | 20-55   | 75-5.4   | 28-0  | 11  | 9   | 15  | 14 | 189-13.5 |
| Woolridge, Royce  | 14-14 | 314-22.4 | 43-94   | .457 | 12-30    | .400 | 39-50   | .780 | 5-35    | 40-2.9   | 35-2  | 22  | 22  | 2   | 9  | 137-9.8  |
| Alexander, Daniel | 14-1  | 367-26.2 | 49-98   | .500 | 18-50    | .360 | 16-18   | .889 | 9-59    | 68-4.9   | 36-1  | 17  | 17  | 10  | 12 | 132-9.4  |
| Majerle, Ryan     | 14-0  | 372-26.6 | 39-78   | .500 | 27-60    | .450 | 10-12   | .833 | 13-19   | 32-2.3   | 26-1  | 10  | 9   | 2   | 1  | 115-8.2  |
| Davis, De'Andre   | 14-0  | 268-19.1 | 32-59   | .542 | 0-7      | .000 | 26-35   | .743 | 15-19   | 34-2.4   | 24-0  | 27  | 17  | 2   | 6  | 90-6.4   |
| Garrison, Jerome  | 14-14 | 311-22.2 | 33-62   | .532 | 2-11     | .182 | 16-28   | .571 | 20-22   | 42-3.0   | 35-0  | 17  | 12  | 3   | 5  | 84-6.0   |
| Jackson, Matt     | 7-0   | 59-8.4   | 4-12    | .333 | 1-2      | .500 | 9-10    | .900 | 5-7     | 12-1.7   | 8-0   | 1   | 5   | 1   | 1  | 18-2.6   |
| Jaksic, Miroslav  | 1-0   | 2-2.0    | 1-2     | .500 | 0-0      | .000 | 0-0     | .000 | 1-0     | 1-1.0    | 0-0   | 0   | 0   | 0   | 0  | 2-2.0    |
| Daly, Sam         | 8-0   | 65-8.1   | 3-6     | .500 | 1-2      | .500 | 1-2     | .500 | 4-2     | 6-0.8    | 5-0   | 6   | 6   | 0   | 1  | 8-1.0    |
| Smith, Kerwin     | 14-13 | 140-10.0 | 6-16    | .375 | 0-0      | .000 | 2-7     | .286 | 5-17    | 22-1.6   | 26-0  | 0   | 10  | 5   | 1  | 14-1.0   |
| Armas, Adrian     | 1-0   | 2-2.0    | 0-1     | .000 | 0-0      | .000 | 0-0     | .000 | 0-1     | 1-1.0    | 0-0   | 0   | 1   | 0   | 0  | 0-0.0    |
| Estelle, Jevon    | 3-0   | 2-0.7    | 0-0     | .000 | 0-0      | .000 | 0-0     | .000 | 0-1     | 1-0.3    | 0-0   | 0   | 0   | 0   | 0  | 0-0.0    |
| TEAM              |       |          |         |      |          |      |         |      | 22-17   | 39-2.8   |       |     |     | 0   |    |          |
| Total             | 14    |          | 333-721 | .462 | 100-270  | .370 | 222-287 | .774 | 123-292 | 415-29.6 | 260-4 | 176 | 131 | 41  | 70 | 988-70.6 |
| Opponents         | 14    |          | 342-745 | .459 | 75-218   | .344 | 193-269 | .717 | 148-301 | 449-32.1 | 264-8 | 169 | 133 | 32  | 61 | 952-68.0 |

## 2014-15 RESULTS

| Date    | Opponent            | Result   | Date    | Opponent               | Result   | Date     | Opponent                 | Result                                       |
|---------|---------------------|----------|---------|------------------------|----------|----------|--------------------------|--|
| Nov. 14 | at Kentucky         | L, 45-85 | Dec. 20 | St. Edward's           | W, 81-55 | Feb. 7   | *at Bakersfield          | W, 78-76                                     |
| Nov. 17 | Montana State       | W, 61-45 | Dec. 23 | New Mexico             | W, 68-65 | Feb. 14  | *Utah Valley             | W, 83-57                                     |
| Nov. 20 | UT Arlington        | L, 64-66 | Dec. 28 | Abilene Christian      | W, 83-81 | Feb. 19  | *Texas-Pan American      | W, 64-59                                     |
| Nov. 21 | Florida A&M         | W, 64-49 | Dec. 30 | Harvard                | L, 59-72 | Feb. 21  | *New Mexico State        | L, 55-72                                     |
| Nov. 25 | Buffalo             | L, 64-80 | Jan. 4  | UC Riverside           | W, 71-69 | Feb. 26  | *at Chicago State        | L, 70-74                                     |
| Nov. 29 | at Central Michigan | L, 77-79 | Jan. 10 | *Bakersfield           | W, 73-65 | Feb. 28  | *at Missouri-Kansas City | L, 65-70                                     |
| Dec. 2  | at Illinois-Chicago | W, 66-61 | Jan. 15 | *at Utah Valley        | W, 83-74 | March 7  | Seattle U                | W, 83-70                                     |
| Dec. 6  | Great Falls         | W, 80-61 | Jan. 22 | *at New Mexico State   | L, 63-85 | March 18 | !Northern Arizona        | L, 70-75                                     |
| Dec. 9  | Idaho State         | L, 51-67 | Jan. 24 | *at Texas-Pan American | L, 72-73 |          |                          |  |
| Dec. 13 | at Indiana          | L, 66-94 | Jan. 29 | *Missouri-Kansas City  | W, 78-57 |          |                          | * – WAC Game                                 |
| Dec. 15 | Bethune-Cookman     | W, 60-50 | Jan. 31 | *Chicago State         | L, 55-56 |          |                          | ! – CollegelInsider.com Tournament (Phoenix) |
| Dec. 17 | Incarnate Word      | L, 80-82 | Feb. 5  | *at Seattle U          | W, 66-64 |          |                          |  |





# Missouri-Kansas City Kangaroos



**Leo Morton**  
Chancellor



**Ken Ferguson**  
Faculty Representative



**Carla Wilson**  
Director of Athletics



**Ursula Gurney**  
Senior Associate AD/SWA



**Rob McCutcheon**  
MBB Contact

## QUICK FACTS

Location ..... Kansas City, Mo.  
 Joined WAC ..... July 1, 2013  
 Enrollment ..... 14,221  
 Founded ..... 1933  
 Nickname ..... Kangaroos  
 Colors ..... Blue and Gold  
 Chancellor ..... Leo Morton  
 Director of Athletics ..... Carla Wilson  
 Athletic Department ..... (816) 235-1036  
 Ticket Office ..... (816) 235-2849  
 Website ..... www.umckkangaroos.com

## BASKETBALL INFO

Head Coach ..... Kareem Richardson  
 Basketball Office ..... (816) 235-2718

School's All-Time Record ..... 342-474 (.419), 38 years  
 School's All-Time WAC Record ..... 15-15 (.500), two years  
 WAC Regular-Season Titles ..... 0  
 WAC Tournament Titles ..... 0  
 Last WAC Tournament Title ..... N/A

2014-15 Record ..... 14-19 (.424)  
 2014-15 WAC Record ..... 8-6 (T-2nd)

Arena ..... Municipal Auditorium (9,827)  
 Arena Record ..... 124-64 (.660), 14 years

NCAA Appearances ..... 0  
 NCAA Record ..... 0-0  
 NIT Appearances ..... 0  
 NIT Record ..... 0-0  
 CIT Appearances ..... 0  
 CIT Record ..... 0-0

Starters Returning/Lost ..... 3/2  
 Letterwinners Returning/Lost ..... 6/7

## 2015-16 SCHEDULE

| Date        | Opponent                       | Time      |
|-------------|--------------------------------|-----------|
| Nov. 13     | at Minnesota (BTN+)            | 8 p.m.    |
| Nov. 15     | William Jewell                 | 6 p.m.    |
| Nov. 17     | at Omaha (KSMO)                | 7 p.m.    |
| Nov. 21     | at Drake                       | 7 p.m.    |
| Nov. 25     | Lincoln (Mo.)                  | 7 p.m.    |
| Nov. 28     | South Dakota State (WDN)       | noon      |
| Dec. 1      | UT-Martin                      | 7 p.m.    |
| Dec. 5      | at Iowa (ESPN3)                | 2 p.m.    |
| Dec. 8      | at South Dakota                | 7 p.m.    |
| Dec. 12     | Mississippi State (ASN)        | 4 p.m.    |
| Dec. 19     | Rockhurst (KSMO)               | 3:35 p.m. |
| Dec. 22     | !at Louisville (RSN)           | 9 p.m.    |
| Dec. 23     | !vs. UNC-Wilmington            | 4:15 p.m. |
| Dec. 29     | at Oklahoma State (FSO)        | 7 p.m.    |
| Jan. 2      | at USC-Upstate                 | 1 p.m.    |
| Jan. 7      | *Seattle U (WDN/KSMO)          | 7 p.m.    |
| Jan. 9      | *CSU Bakersfield (WDN)         | 6 p.m.    |
| Jan. 14     | *at NM State (ASN)             | 7 p.m.    |
| Jan. 16     | *at UT Rio Grande Valley (WDN) | 7 p.m.    |
| Jan. 21     | *Utah Valley (WDN/KSMO)        | 7 p.m.    |
| Jan. 23     | *Grand Canyon (ASN)            | 7 p.m.    |
| Jan. 30     | *Chicago State (WDN)           | 2 p.m.    |
| Feb. 4      | *at CSU Bakersfield            | 7 p.m.    |
| Feb. 6      | *at Seattle U (ASN)            | 7 p.m.    |
| Feb. 13     | *UT Rio Grande Valley (WDN)    | 2 p.m.    |
| Feb. 18     | *at Grand Canyon (WDN)         | 7 p.m.    |
| Feb. 20     | *at Utah Valley (WDN/KSMO)     | 7 p.m.    |
| Feb. 27     | *NM State (WDN/KSMO)           | 2 p.m.    |
| March 5     | *at Chicago State (KSMO)       | 2 p.m.    |
| March 10-12 | WAC Tournament<br>(Las Vegas)  |           |

BTN+ – game will air on the Big Ten Network Plus  
 KSMO – game will air on KSMO Channel 62  
 WDN – game will air on the WAC Digital Network  
 ASN – game will air on the American Sports Network  
 ! – Billy Minardi Classic (Louisville, Ky.)  
 RSN – game will air on the ACC Regional Sports Network  
 FSO – game will air on Fox Sports Oklahoma  
 \* – WAC game  
 All times local to site/subject to change

## NOTABLES

- Last year, Missouri-Kansas City went 14-19 overall and 8-6 in the WAC, good for a tie for second place. The 8-6 WAC record was UMKC's first above .500 since the 2005-06 season (11-5), while the 14 wins was the most at UMKC since the 2010-11 season (16).
- The 'Roos defeated Texas-Pan American in the first round of the WAC Tournament, the first conference tournament victory for UMKC since 2007. UMKC's No. 2 seed matched its highest seed ever in a conference tournament.
- The 'Roos played 33 games last season, the most in school history.
- Martez Harrison was named the WAC Player of the Year, becoming just the second UMKC player ever to win a conference player of the year award. He was also named an AP honorable mention All-American, becoming the first ever in program Division I history.
- The second-place WAC regular-season finish matched the 2004-05 and 1999-00 teams' finishes as the highest ever for UMKC.
- The 'Roos improved immensely on the defensive end, and it was evident in conference play, holding opponents to only 61.3 points per outing (71.4 in non-conference).
- Harrison shot a WAC-best 238 free throws, which ranked eighth in the nation. His 178 makes was also first in the WAC and 15th in the nation.



## HEAD COACH KAREEM RICHARDSON FILE

**Alma Mater** ..... Evansville, 1997  
**Overall Record** ..... 24-39 (.381), two years  
**School Record** ..... Same  
**WAC Record** ..... 15-15 (.500), two years



## COACHING CAREER

1997-99 Indianapolis, Graduate Assistant  
 1999-02 Indiana State, Assistant Coach  
 2002-03 Wright State, Assistant Coach  
 2003-07 Evansville, Assistant Coach  
 2007-08 Missouri-Kansas City, Assistant Coach  
 2008-11 Drake, Assistant Coach  
 2011-12 Xavier, Assistant Coach  
 2012-13 Louisville, Assistant Coach  
 2013-present Head Coach, Missouri-Kansas City

- Kareem Richardson is in his third season at the helm at UMKC. Last year, he led the 'Roos to a 14-19 overall record and an 8-6 mark in WAC play, good for a tie for second place. The 8-6 WAC record was the first conference mark above .500 at UMKC since 2005-06, and its second-place finish matched the program's highest ever in league play.
- Under his direction, the second-seeded 'Roos picked up a win in the WAC Tournament, the first UMKC postseason win since 2007.
- Martez Harrison, one of Richardson's first recruits on the job, was named WAC Player of the Year and an AP honorable mention All-American, UMKC's first-ever in Division I history. Harrison was named WAC Freshman of the Year in Richardson's first year.
- Prior to taking over at UMKC, Richardson served as an assistant coach at Louisville under legendary coach Rick Pitino. He helped the Cardinals to the Big East Tournament crown and the NCAA Tournament No. 1 overall seed on the way to the 2012-13 National Championship.
- Prior to his year at Louisville, he made the most of one season at Xavier, helping the Musketeers reach the NCAA Sweet 16 and the finals of the Atlantic 10 Tournament that season while posting a 23-12 record.
- Richardson spent a year at Missouri-Kansas City as an assistant coach during the 2007-08 season.
- As a player, he played in the NCAA Tournament as a freshman at East Carolina. He then transferred to Evansville in 1995 and quickly established himself as the Purple Aces' top point guard. He served as team captain for two years and was selected to the Missouri Valley Conference all-academic team in both 1996 and 1997.

## HEAD COACHING RECORD

| Year    | School | Overall | Conf.       | Postseason |
|---------|--------|---------|-------------|------------|
| 2013-14 | UMKC   | 10-20   | 7-9 (T-5th) | —          |
| 2014-15 | UMKC   | 14-19   | 8-6 (T-2nd) | —          |



## ASSOCIATE HEAD COACH



**Angres Thorpe**  
 St. Leo (Fla.), '90  
 Third Year

## ASSISTANT COACHES



**Chris Hollender**  
 Evansville, '98  
 First Year



**Conner Hampton**  
 Tabor, '11  
 Fifth Year

| No. | Name              | Pos. | Ht.  | Wt. | Yr. | Hometown (Last School)                              |
|-----|-------------------|------|------|-----|-----|---|
| 1   | Dashawn King      | G/F  | 6-3  | 195 | Jr. | Bronx, N.Y. (Erie CC)                               |
| 2   | Ikem Eriobuna     | F    | 6-8  | 220 | Jr. | Lagos, Nigeria (Otero JC)                           |
| 3   | Kyle Steward      | F    | 6-7  | 195 | Jr. | Detroit, Mich. (Butler CC)                          |
| 4   | LaVell Boyd       | G    | 6-0  | 175 | Jr. | Chicago, Ill (South Suburban College)               |
| 10  | Wyatt Voorhes     | G    | 6-1  | 190 | So. | Shawnee, Kan. (Drury)                               |
| 11  | Grant Leach       | G    | 6-3  | 190 | Fr. | Fishers, Ind. (Air Force Prep Academy)              |
| 12  | Martez Harrison   | G    | 5-11 | 200 | Jr. | Kansas City, Mo. (Brewster Academy)                 |
| 21  | Thaddeus Smith    | C    | 6-9  | 245 | Sr. | Washington, D.C. (Weatherford JC)                   |
| 22  | Shayok Shayok     | F    | 6-9  | 225 | Sr. | Ottawa, Ontario (Bradley)                           |
| 23  | Darius Austin     | G/F  | 6-6  | 220 | So. | Centreville, Ill. (Cahokia)                         |
| 25  | Broderick Newbill | F/G  | 6-5  | 190 | Jr. | Kansas City, Mo. (Fresno State)                     |
| 42  | Noah Knight       | G    | 6-1  | 200 | So. | Olathe, Kan. (Olathe South)                         |
| 33  | Aleer Leek        | F    | 6-9  | 220 | Fr. | Juba, South Sudan (Victory Rock Prep)               |
| 54  | Darnell Tillman   | C    | 6-8  | 265 | Jr. | St. Louis, Mo. (Florida State College-Jacksonville) |

## TEAM PROFILE

| Top Returnees   | Pts. | Rebs. | Asts. |
|-----------------|------|-------|-------|
| Martez Harrison | 17.5 | 2.4   | 3.9   |
| Noah Knight     | 4.8  | 2.2   | 1.3   |
| Shayok Shayok   | 8.8  | 7.0   | 0.8   |
| Thaddeus Smith  | 2.4  | 4.4   | 0.1   |

| Key Losses     | Pts. | Rebs. | Asts. |
|----------------|------|-------|-------|
| Reese Holliday | 9.7  | 4.9   | 1.2   |
| Deshon Taylor  | 7.6  | 2.0   | 1.3   |
| Frank Williams | 7.5  | 2.6   | 1.3   |



### MARTEZ HARRISON | G, 5-11, 200, Jr.

Named WAC Player of the Year and a first-team All-WAC selection last year after leading the league in scoring (17.5), steals (60) and assists (129) ... was an AP honorable mention All-American, the first in program Division I history, and was the third UMKC player to ever earn a spot on the NABC All-District second team ... shot a WAC-best 238 free throws, which ranked eighth in the nation, and made 178 free throws, which was also first in the WAC and 15th in the nation ... became the 10th player in UMKC history to score 1,000 points at CSU Bakersfield on Feb. 21 ... named WAC Freshman of the Year and to the WAC All-Newcomer Team in 2013-14, when he averaged 17.2 points per game.

#### CAREER STATISTICS

| Year          | GP-GS        | Pts.-Avg.        | Reb.       | Ast.       | Stl.       |
|---------------|--------------|------------------|------------|------------|------------|
| 2013-14       | 30-27        | 515-17.2         | 100        | 114        | 50         |
| 2014-15       | 33-33        | 577-17.5         | 79         | 129        | 60         |
| <b>Totals</b> | <b>63-60</b> | <b>1092-17.3</b> | <b>179</b> | <b>243</b> | <b>110</b> |

## MEDIA INFORMATION

### SPORTS INFORMATION

**Director/MBB Contact**.....Rob McCutcheon  
**Address** ..... 5100 Rockhill Road, SRC 201  
 Kansas City, MO 64110  
**Office Number**.....(816) 235-1034  
**Cell Number** .....(816) 284-9251  
**E-Mail** ..... mcutcheonrb@umkc.edu  
**Fax Number** .....(816) 235-1035  
**Press Row** .....(816) 513-5452

### MEDIA OUTLETS

**Kansas City Star** ..... Blair Kerkhoff  
 (816) 234-4730 ..... bkerkhoff@kstar.com

**University News**..... Andy Hurla  
 (816) 235-1393 ..... aphz67@mail.umkc.edu

**WHB 810/KCTE 1510**  
 (913) 344-1500

**KCTV (CBS)**..... Michael Coleman  
 (913) 677-7242... Michael.Coleman@KCTV5.com

**KMBC (ABC)**..... Len Dawson  
 (816) 221-9999 ..... ldawson@hearst.com

**KSHB (NBC)** ..... Frank Boal  
 (816) 932-4141 ..... frank.boal@kshb.com

**KCSP 610 AM**  
 (913) 576-7610



### SHAYOK SHAYOK | F, 6-9, 225, Sr.

Started eight games last year before going down for the rest of last season with an injury ... scored double figures in four of those contests, while averaging 7.0 rebounds ... had a season-best 11 rebounds vs. Arkansas Little Rock on Nov. 22 ... scored a season-high 13 points vs. Missouri S&T on Nov. 19 ... served as a team captain ... sat out the 2013-14 season after transferring from Bradley ... appeared in all 67 games during his two seasons at Bradley, leading all 2011-12 newcomers with 26 starts, 3.5 points, 3.1 rebounds, 15 blocks and 13 steals.

#### CAREER STATISTICS

| Year          | GP-GS      | Pts.-Avg.     | Reb.      | Ast.     | Stl.     |
|---------------|------------|---------------|-----------|----------|----------|
| 2014-15       | 8-8        | 70-8.8        | 56        | 6        | 7        |
| <b>Totals</b> | <b>8-8</b> | <b>70-8.8</b> | <b>56</b> | <b>6</b> | <b>7</b> |



### THADDEUS SMITH | C, 6-9, 245, Sr.

Battled injuries throughout the year, but started 21 times, playing 30 games ... ranked second in the WAC with 44 blocks (1.47/game), while sitting fourth in a single-season at UMKC with that total ... tied a school record that has been around since 1991 with seven blocks in a win at Indiana State on Dec. 28 ... had three or more blocks on five occasions ... also ranked 18th in the WAC with 4.4 rebounds per game ... pulled down 12 rebounds at Indiana State ... in the last seven games of the season, averaged 7.3 rebounds ... transferred to UMKC from Weatherford Junior College.

#### CAREER STATISTICS

| Year          | GP-GS        | Pts.-Avg.     | Reb.       | Ast.     | Stl.      |
|---------------|--------------|---------------|------------|----------|-----------|
| 2014-15       | 30-21        | 71-2.4        | 132        | 3        | 19        |
| <b>Totals</b> | <b>30-21</b> | <b>71-2.4</b> | <b>132</b> | <b>3</b> | <b>19</b> |





# Missouri-Kansas City Kangaroos



## 2014-15 STATISTICS

All Games: 14-19    Home: 9-4    Road: 4-13    Neutral: 1-2

| Player             | GP-GS | Min-Avg   | FG-FGA   | Pct  | 3FG-3FGA | Pct   | FT-FTA  | Pct   | Off-Def | Rebs-Avg  | PF-FO   | Ast | TO  | Blk | St  | Pts-Avg   |
|--------------------|-------|-----------|----------|------|----------|-------|---------|-------|---------|-----------|---------|-----|-----|-----|-----|-----------|
| Harrison, Martez   | 33-33 | 1055-32.0 | 176-448  | .393 | 47-168   | .280  | 178-238 | .748  | 19-60   | 79-2.4    | 89-2    | 129 | 86  | 0   | 60  | 577-17.5  |
| Holliday, Reese    | 32-29 | 828-25.9  | 93-215   | .433 | 31-82    | .378  | 93-122  | .762  | 43-115  | 158-4.9   | 69-3    | 38  | 64  | 4   | 24  | 310-9.7   |
| Shayok, Shayok     | 8-8   | 207-25.9  | 28-50    | .560 | 2-2      | 1.000 | 12-24   | .500  | 19-37   | 56-7.0    | 19-0    | 6   | 16  | 6   | 7   | 70-8.8    |
| Taylor, Deshon     | 33-10 | 763-23.1  | 80-196   | .408 | 41-104   | .394  | 49-61   | .803  | 18-49   | 67-2.0    | 64-0    | 44  | 40  | 2   | 29  | 250-7.6   |
| Williams, Frank    | 33-25 | 881-26.7  | 91-242   | .376 | 49-143   | .343  | 17-24   | .708  | 10-75   | 85-2.6    | 27-0    | 44  | 28  | 11  | 23  | 248-7.5   |
| Knight, Noah       | 25-5  | 394-15.8  | 35-89    | .393 | 11-41    | .268  | 39-67   | .582  | 20-34   | 54-2.2    | 60-3    | 33  | 27  | 1   | 34  | 120-4.8   |
| Austin, Darius     | 33-20 | 636-19.3  | 58-145   | .400 | 4-12     | .333  | 25-50   | .500  | 50-88   | 138-4.2   | 76-2    | 25  | 33  | 23  | 22  | 145-4.4   |
| Newbill, Broderick | 29-3  | 349-12.0  | 49-106   | .462 | 4-17     | .235  | 20-39   | .513  | 21-41   | 62-2.1    | 29-0    | 10  | 29  | 8   | 19  | 122-4.2   |
| Jennings, Collin   | 30-3  | 441-14.7  | 44-99    | .444 | 20-49    | .408  | 14-19   | .737  | 16-23   | 39-1.3    | 51-0    | 27  | 26  | 3   | 14  | 122-4.1   |
| Franceschi, Kevin  | 25-0  | 211-8.4   | 20-56    | .357 | 4-15     | .267  | 20-25   | .800  | 9-7     | 16-0.6    | 21-0    | 9   | 26  | 0   | 3   | 64-2.6    |
| Smith, Thaddeus    | 30-21 | 521-17.4  | 29-64    | .453 | 0-0      | .000  | 13-29   | .448  | 60-72   | 132-4.4   | 78-2    | 3   | 30  | 44  | 19  | 71-2.4    |
| Kreuer, Isaac      | 29-8  | 308-10.6  | 14-38    | .368 | 0-1      | .000  | 17-21   | .810  | 14-24   | 38-1.3    | 44-1    | 2   | 15  | 9   | 6   | 45-1.6    |
| Rivas, Ramon       | 8-0   | 57-7.1    | 4-19     | .211 | 1-7      | .143  | 3-3     | 1.000 | 4-2     | 6-0.8     | 3-0     | 2   | 4   | 0   | 2   | 12-1.5    |
| Wedel, Mason       | 7-0   | 55-7.9    | 2-9      | .222 | 2-8      | .250  | 2-2     | 1.000 | 4-1     | 5-0.7     | 6-0     | 4   | 3   | 0   | 4   | 8-1.1     |
| TEAM               |       |           |          |      |          |       |         |       |         | 65-35     | 100-3.0 |     | 16  |     |     |           |
| Total              | 33    |           | 723-1776 | .407 | 216-649  | .333  | 502-724 | .693  | 372-663 | 1035-31.4 | 636-13  | 376 | 443 | 111 | 266 | 2164-65.6 |
| Opponents          | 33    |           | 768-1705 | .450 | 207-604  | .343  | 459-672 | .683  | 385-788 | 1173-35.5 | 666-18  | 438 | 539 | 126 | 212 | 2202-66.7 |

WAC Games: 8-6    Home: 6-1    Road: 2-5

| Player             | GP-GS | Min-Avg  | FG-FGA  | Pct  | 3FG-3FGA | Pct  | FT-FTA  | Pct   | Off-Def | Rebs-Avg | PF-FO | Ast | TO  | Blk | St | Pts-Avg  |
|--------------------|-------|----------|---------|------|----------|------|---------|-------|---------|----------|-------|-----|-----|-----|----|----------|
| Harrison, Martez   | 14-14 | 451-32.2 | 77-188  | .410 | 23-76    | .303 | 68-95   | .716  | 7-25    | 32-2.3   | 31-0  | 50  | 27  | 0   | 22 | 245-17.5 |
| Holliday, Reese    | 14-14 | 378-27.0 | 50-101  | .495 | 14-37    | .378 | 50-65   | .769  | 18-43   | 61-4.4   | 27-1  | 14  | 36  | 1   | 9  | 164-11.7 |
| Taylor, Deshon     | 14-5  | 338-24.1 | 31-76   | .408 | 18-46    | .391 | 23-29   | .793  | 9-26    | 35-2.5   | 25-0  | 22  | 16  | 2   | 13 | 103-7.4  |
| Williams, Frank    | 14-13 | 423-30.2 | 33-98   | .337 | 21-64    | .328 | 7-10    | .700  | 4-28    | 32-2.3   | 8-0   | 27  | 9   | 5   | 10 | 94-6.7   |
| Knight, Noah       | 9-0   | 136-15.1 | 13-32   | .406 | 6-19     | .316 | 11-20   | .550  | 1-13    | 14-1.6   | 22-1  | 12  | 7   | 1   | 10 | 43-4.8   |
| Jennings, Collin   | 14-0  | 202-14.4 | 23-49   | .469 | 9-22     | .409 | 6-9     | .667  | 10-9    | 19-1.4   | 24-0  | 12  | 10  | 1   | 8  | 61-4.4   |
| Newbill, Broderick | 11-0  | 95-8.6   | 17-27   | .630 | 0-3      | .000 | 7-13    | .538  | 4-10    | 14-1.3   | 15-0  | 1   | 4   | 3   | 2  | 41-3.7   |
| Austin, Darius     | 14-10 | 273-19.5 | 20-51   | .392 | 0-2      | .000 | 11-20   | .550  | 17-29   | 46-3.3   | 36-0  | 12  | 10  | 11  | 8  | 51-3.6   |
| Smith, Thaddeus    | 11-6  | 181-16.5 | 10-15   | .667 | 0-0      | .000 | 7-10    | .700  | 23-31   | 54-4.9   | 23-0  | 1   | 10  | 17  | 8  | 27-2.5   |
| Franceschi, Kevin  | 9-0   | 78-8.7   | 6-21    | .286 | 2-6      | .333 | 3-6     | .500  | 3-5     | 8-0.9    | 5-0   | 2   | 5   | 0   | 1  | 17-1.9   |
| Kreuer, Isaac      | 14-8  | 188-13.4 | 10-27   | .370 | 0-0      | .000 | 5-5     | 1.000 | 8-15    | 23-1.6   | 23-0  | 2   | 8   | 7   | 3  | 25-1.8   |
| Rivas, Ramon       | 7-0   | 38-5.4   | 2-16    | .125 | 0-5      | .000 | 0-0     | .000  | 2-1     | 3-0.4    | 3-0   | 2   | 4   | 0   | 1  | 4-0.6    |
| TEAM               |       |          |         |      |          |      |         |       | 26-18   | 44-3.1   |       |     | 3   |     |    |          |
| Total              | 14    |          | 292-701 | .417 | 93-280   | .332 | 198-282 | .702  | 132-253 | 385-27.5 | 242-2 | 157 | 149 | 48  | 95 | 875-62.5 |
| Opponents          | 14    |          | 303-699 | .433 | 76-246   | .309 | 176-239 | .736  | 170-318 | 488-34.9 | 263-4 | 160 | 201 | 46  | 77 | 858-61.3 |

## 2014-15 RESULTS

| Date    | Opponent                 | Result           | Date    | Opponent             | Result         | Date     | Opponent                      | Result   |
|---------|--------------------------|------------------|---------|----------------------|----------------|----------|-------------------------------|--|
| Nov. 14 | at Missouri              | W, 69-61         | Dec. 28 | at Indiana State     | W, 73-70 (20T) | Feb. 18  | *at Seattle U                 | L, 56-74   |
| Nov. 17 | at Kansas State          | L, 73-83         | Dec. 30 | at Canisius          | L, 55-67       | Feb. 21  | *at Bakersfield               | L, 62-64   |
| Nov. 19 | Missouri S&T             | W, 90-77         | Jan. 3  | at Miami (Ohio)      | L, 61-66       | Feb. 26  | *Utah Valley                  | W, 69-50   |
| Nov. 22 | !at Arkansas-Little Rock | L, 68-73         | Jan. 6  | USC-Upstate          | L, 41-61       | Feb. 28  | *Grand Canyon                 | W, 70-65   |
| Nov. 23 | !vs. Samford             | L, 55-64         | Jan. 10 | *at New Mexico State | L, 45-63       | March 7  | *at Texas-Pan American        | L, 51-53   |
| Nov. 26 | at Youngstown State      | L, 63-66         | Jan. 17 | *Chicago State       | W, 64-62       | March 12 | #vs. No. 7 Texas-Pan American | W, 70-61   |
| Nov. 29 | William Jewel            | W, 84-44         | Jan. 22 | *Bakersfield         | W, 66-63       | March 13 | #vs. No. 3 Seattle U          | L, 63-69   |
| Dec. 3  | at Milwaukee             | L, 56-65         | Jan. 24 | *Seattle U           | W, 75-55       |          |                               |  |
| Dec. 6  | at South Dakota State    | L, 61-81         | Jan. 29 | *at Grand Canyon     | L, 57-78       |          |                               | ! – Maui Invitational Regional Games (Little Rock, Ark.) |
| Dec. 9  | at No. 14 Iowa State     | L, 56-73         | Jan. 31 | *at Utah Valley      | W, 66-59       |          |                               | * – WAC Game   |
| Dec. 13 | Omaha                    | W, 79-72         | Feb. 5  | *Texas-Pan American  | W, 70-45       |          |                               | # – WAC Tournament (Las Vegas)                           |
| Dec. 20 | Incarinate Word          | L, 104-110 (30T) | Feb. 7  | *New Mexico State    | L, 63-77       |          |                               |  |
| Dec. 22 | Tennessee Tech           | L, 60-81         | Feb. 14 | *at Chicago State    | W, 61-50       |          |                               |  |



# NM State Aggies



**Dr. Garrey Carruthers**  
President



**Dr. James Peach**  
Faculty Representative



**Mario Moccia**  
Director of Athletics



**Tamara Inoue**  
Interim SWA



**Bill Powers**  
MBB Contact

## QUICK FACTS

Location ..... Las Cruces, N.M.  
 Joined WAC ..... July 1, 2005  
 Enrollment ..... 15,490  
 Founded ..... 1888  
 Nickname ..... Aggies  
 Colors ..... Crimson and White  
 President ..... Dr. Garrey Carruthers  
 Director of Athletics ..... Mario Moccia  
 Athletic Department ..... (575) 646-4126  
 Ticket Office ..... (575) 646-1420  
 Website ..... www.nmstatesports.com

## BASKETBALL INFO

Head Coach ..... Marvin Menzies  
 Basketball Office ..... (575) 646-1447

School's All-Time Record ... 1428-1050-2 (.576), 106 years  
 School's All-Time WAC Record .... 111-47 (.703), 10 years  
 WAC Regular-Season Titles ..... 2  
 WAC Tournament Titles ..... 6  
 Last WAC Tournament Title ..... 2015

2014-15 Record ..... 23-11 (.677)  
 2014-15 WAC Record ..... 13-1 (1st)

Arena ..... Pan American Center (8,994)  
 Arena Record ..... 561-148 (.791), 47 years

NCAA Appearances ..... 22 (Last: 2015)  
 NCAA Record ..... 10-24 (.294)  
 NIT Appearances ..... 5 (Last: 2000)  
 NIT Record ..... 5-5 (.500)  
 CIT Appearances ..... 0  
 CIT Record ..... 0-0

Starters Returning/Lost ..... 2/3  
 Letterwinners Returning/Lost ..... 8/4

## 2015-16 SCHEDULE

| Date        | Opponent                       | Time      |
|-------------|--------------------------------|-----------|
| Nov. 13     | Houston Baptist                | 7 p.m.    |
| Nov. 15     | New Mexico                     | 7 p.m.    |
| Nov. 18     | !Tennessee Tech                | 7 p.m.    |
| Nov. 21     | !Mississippi Valley State      | 7 p.m.    |
| Nov. 24     | !Robert Morris (WDN)           | 7:30 p.m. |
| Nov. 28     | @at Air Force                  | noon      |
| Dec. 2      | UTEP                           | 7 p.m.    |
| Dec. 5      | at Long Beach State            | 4 p.m.    |
| Dec. 13     | Wyoming (WDN)                  | 7 p.m.    |
| Dec. 16     | at New Mexico                  | 7 p.m.    |
| Dec. 19     | at UTEP                        | 7 p.m.    |
| Dec. 21     | Oral Roberts (WDN)             | 7 p.m.    |
| Dec. 23     | at Baylor                      | 7 p.m.    |
| Dec. 28     | at Wichita State               | 7 p.m.    |
| Dec. 30     | Arizona Christian              | 7 p.m.    |
| Jan. 2      | at UC Irvine                   | 7 p.m.    |
| Jan. 7      | *at Utah Valley (ASN)          | 7 p.m.    |
| Jan. 9      | *at Grand Canyon (WDN)         | 7 p.m.    |
| Jan. 14     | *Missouri-Kansas City (ASN)    | 7 p.m.    |
| Jan. 16     | *Chicago State                 | 7 p.m.    |
| Jan. 21     | *at Seattle U                  | 7 p.m.    |
| Jan. 23     | *at CSU Bakersfield (WDN)      | 7 p.m.    |
| Jan. 30     | *UT Rio Grande Valley (WDN)    | 7 p.m.    |
| Feb. 4      | *Grand Canyon (WDN)            | 7 p.m.    |
| Feb. 6      | *Utah Valley (WDN)             | 7 p.m.    |
| Feb. 8      | vs. Northern New Mexico        | 7 p.m.    |
| Feb. 13     | *at Chicago State              | 2 p.m.    |
| Feb. 18     | *CSU Bakersfield               | 7 p.m.    |
| Feb. 20     | *Seattle U (WDN)               | 7 p.m.    |
| Feb. 27     | *at Missouri-Kansas City (WDN) | 2 p.m.    |
| March 5     | *at UT Rio Grande Valley (WDN) | 7 p.m.    |
| March 10-12 | WAC Tournament<br>(Las Vegas)  |           |

! – Air Force Classic (Las Cruces, N.M.)  
 @ – Air Force Classic (Colorado Springs, Colo.)  
 \* – WAC game  
 WDN – game will air on the WAC Digital Network  
 ASN – game will air on the American Sports Network  
 All times local to site/subject to change

## NOTABLES

- The Aggies finished 23-11 overall and 13-1 in the WAC, winning both the outright WAC regular-season and WAC Tournament titles, the first time that's happened since Utah State won both outright in 2011.
- NM State won its first outright conference championship since 1994 with the 2015 WAC regular-season title. The Aggies shared the 2008 WAC regular-season title with three other teams.
- Last year, the Aggies won their fourth straight WAC Tournament title and their fifth in the last six seasons.
- The Aggies have made 22 NCAA Tournament appearances, four straight and five in the last six years.
- NM State has won 28 straight WAC games at the Pan American Center.
- The Aggies return two starters from last season in WAC Freshman of the Year forward Pascal Siakam and guard Ian Baker. Siakam averaged 12.8 points, 7.7 rebounds and 1.8 blocks a game last year. Baker averaged 9.3 points, led the team with 3.9 assists and connected on 45.7 percent (58-of-127) from beyond the arc.
- Of the Aggies' eight returners, only one didn't play in at least 26 of the teams' 34 games (or 76 percent of the games). Tanveer Bhullar saw action in just 10 games after missing most of the season with a foot injury.
- NM State was tough defensively in 2014-15, leading the WAC and ranking 21st nationally by allowing just 59.8 points a game.



# NM State Aggies



## HEAD COACH MARVIN MENZIES FILE

**Alma Mater** ..... UCLA, 1987  
**Overall Record** ..... 175-100 (.636), eight years  
**School Record** ..... Same  
**WAC Record** ..... 90-36 (.714), eight years



## COACHING CAREER

1991-94 Santa Monica College, Assistant Coach  
 1994-95 Santa Monica College, Head Coach  
 1995-96 Santa Monica College, Assistant Head Coach  
 1996-97 Cal State Sacramento, Assistant Coach  
 1997-98 Santa Monica College, Associate Head Coach  
 1999-03 San Diego State, Assistant Coach  
 2003-04 Southern California, Assistant Coach  
 2004-05 UNLV, Assistant Coach  
 2005-07 Louisville, Assistant Coach  
 2007-present New Mexico State, Head Coach

- The dean of the current WAC coaches, Marvin Menzies begins his ninth season on the NM State bench with a record of 175-100. He was named the Don Haskins WAC Coach of the Year for the first time last season.
- Menzies is the third winningest coach in NM State history behind Hall of Famer Lou Henson (289-152, 16 years) and Neil McCarthy (229-114, 12 years). He is the fastest coach to the 175 win plateau in NM State history.
- Menzies is tied for ninth on the all-time win list as a WAC coach, with his 175 victories equaling Bob King of New Mexico (1962-72). He is ninth in WAC-only wins with 90 and is third in WAC only winning percentage at .714, one spot ahead of Jerry Tarkanian at Fresno State (1995-02).
- Menzies was named one of Forbes' Top 25 College Coaches for the Money in 2014.
- Menzies has led the Aggies to five WAC Tournament titles and five NCAA Tournament appearances in his eight seasons at NM State.
- Menzies' Aggies have won 20 or more games six of his eight seasons, with WAC regular-season titles in 2008 and 2015.
- In his eight seasons with the Aggies, Menzies has coached 18 All-WAC honorees (nine first team, six second team and three honorable mention), five WAC All-Defensive Team selections, five WAC All-Newcomer Team honorees, one WAC Player of the Year and two WAC Freshmen of the Year.

## HEAD COACHING RECORD

| Year    | School   | Overall | Conf.            | Postseason |
|---------|----------|---------|------------------|------------|
| 2007-08 | NM State | 21-14   | 12-4 WAC (T-1st) | —          |
| 2008-09 | NM State | 17-15   | 9-7 WAC (T-3rd)  | —          |
| 2009-10 | NM State | 22-12   | 11-5 WAC (T-2nd) | NCAA       |
| 2010-11 | NM State | 16-17   | 9-7 WAC (T-3rd)  | —          |
| 2011-12 | NM State | 26-10   | 10-4 WAC (2nd)   | NCAA       |
| 2012-13 | NM State | 24-11   | 14-4 WAC (3rd)   | NCAA       |
| 2013-14 | NM State | 26-10   | 12-4 WAC (2nd)   | NCAA       |
| 2014-15 | NM State | 23-11   | 13-1 WAC (1st)   | NCAA       |



## ASSOCIATE HEAD COACH



**Paul Weir**  
 York '04  
 Ninth Year

## ASSISTANT COACHES



**Keith Brown**  
 Pacific, '78  
 Fifth Year



**Aerick Sanders**  
 San Diego State, '05  
 Third Year



**Preston Laird**  
 Memphis, '12  
 Fourth Year





# NM State Aggies



2015-16 ROSTER

| No. | Name              | Pos. | Ht.  | Wt. | Yr.   | Hometown (Last School)                            |
|-----|-------------------|------|------|-----|-------|---|
| 0   | Travon Landry     | G    | 6-1  | 176 | Jr.   | San Antonio, Texas (Huntington Prep)              |
| 1   | Harold Givens     | F    | 6-7  | 200 | R-Fr. | Norcross, Ga. (Faith Baptist Christian)           |
| 2   | Braxton Huggins   | G    | 6-5  | 180 | So.   | Bakersfield, Calif. (Mira Monte)                  |
| 3   | Jermaine Haley    | G    | 6-7  | 185 | Fr.   | Burnaby, British Columbia (Burnaby South)         |
| 4   | Ian Baker         | G    | 6-0  | 180 | Jr.   | Washington, D.C. (Arlington Country Day)          |
| 5   | Matt Taylor       | G    | 6-5  | 180 | So.   | Toronto, Ontario (Future College Prep)            |
| 10  | Rashawn Browne    | G    | 6-1  | 170 | R-Fr. | Toronto, Ontario (Bill Crothers Secondary)        |
| 11  | Johnathon Wilkins | F    | 6-10 | 225 | So.   | Lille, France (La Lumiere)                        |
| 12  | Bollo Gnahore     | C    | 6-11 | 260 | Fr.   | Abidjan, Ivory Coast (New Hope Christian)         |
| 14  | Jose Campo        | F    | 6-11 | 207 | R-Fr. | Riohacha, Colombia (West Oaks Academy)            |
| 15  | Rene Esparza      | G    | 6-3  | 175 | Jr.   | Ciudad Juarez, Mexico (New Mexico JC)             |
| 20  | Sidy Ndir         | G    | 6-2  | 180 | R-Fr. | Cosne-sur-Loire, France (West Oaks Academy)       |
| 21  | Tanveer Bhullar   | C    | 7-3  | 335 | So.   | Toronto, Ontario (Fr. Henry Carr Secondary)       |
| 22  | Eli Chuha         | F    | 6-8  | 217 | R-Fr. | Redlands, Calif. (Redlands East)                  |
| 35  | Jalyn Pennie      | G    | 6-7  | 180 | So.   | Toronto, Ontario (Christian Faith Center Academy) |
| 43  | Pascal Siakam     | F    | 6-9  | 230 | So.   | Doula, Cameroon (God's Academy)                   |

## TEAM PROFILE

| Top Returnees | Pts. | Rebs. | Asts. |
|---------------|------|-------|-------|
| Pascal Siakam | 12.8 | 7.7   | 1.3   |
| Ian Baker     | 9.3  | 2.4   | 2.7   |

| Key Losses        | Pts. | Rebs. | Asts. |
|-------------------|------|-------|-------|
| Remi Barry        | 13.2 | 4.7   | 1.0   |
| DK Eldridge       | 8.2  | 2.6   | 2.2   |
| Daniel Mullings   | 12.4 | 4.9   | 2.7   |
| Tshilidzi Nephawe | 10.4 | 7.6   | 1.1   |

PLAYERS TO WATCH



### IAN BAKER | G, 6-0, 180, Jr.

Played in all 34 games, starting 33, last year as a sophomore and averaged 9.3 points and 2.4 rebounds ... led Aggies and ranked ninth in the WAC with 2.7 assists per game ... ranked second on the team and third in the WAC in steals (1.5) ... led the WAC in three-point field goal percentage (.457) and was sixth in three-pointers per game (1.71) ... scored a career-high 21 points against New Mexico on Dec. 20 ... dished out a career-high six assists vs. UTEP on Dec. 6 ... played in 19 games as a true freshman in 2013-14 when he averaged 3.9 points per game.

#### CAREER STATISTICS

| Year          | GP-GS        | Pts.-Avg.      | Reb.       | Ast.       | Stl.      |
|---------------|--------------|----------------|------------|------------|-----------|
| 2013-14       | 20-0         | 74-3.7         | 21         | 21         | 9         |
| 2014-15       | 34-33        | 316-9.3        | 83         | 93         | 50        |
| <b>Totals</b> | <b>54-33</b> | <b>390-7.2</b> | <b>104</b> | <b>114</b> | <b>59</b> |



### PASCAL SIAKAM | F, 6-9, 230, So.

Named first team All-WAC and WAC Freshman of the Year last year after averaging 12.8 points and 7.7 rebounds ... named to the NABC All-District 6 first team ... led the Aggies and ranked second in the WAC in rebounding and ranked second on the team and eighth in the WAC in scoring ... led the WAC in field goal percentage (.572) and blocked shots (1.8), ranked seventh in free throw percentage (.759) and 10th in minutes per game (30.8) ... his 61 blocks are the third-most in a season for the Aggies ... had a career-high 24 points vs. Seattle U on Feb. 12 ... grabbed a career-high 17 rebounds against Stetson on Nov. 24 ... tallied seven double-doubles on the year ... twice WAC Player of the Week.

#### CAREER STATISTICS

| Year          | GP-GS        | Pts.-Avg.       | Reb.       | Ast.      | Stl.      |
|---------------|--------------|-----------------|------------|-----------|-----------|
| 2013-14       | 34-27        | 436-12.8        | 262        | 45        | 28        |
| <b>Totals</b> | <b>34-27</b> | <b>436-12.8</b> | <b>262</b> | <b>45</b> | <b>28</b> |



### JOHNATHON WILKINS | F, 6-10, 225, So.

Played in all 34 games, starting 10, last year as a freshman ... averaged 3.0 points and 2.5 rebounds ... got his first collegiate start in nationally-televised game at Baylor on Dec. 17, scoring eight points with five rebounds and going 4-of-5 from the floor ... recorded season bests of nine points, including 7-of-8 from the free throw line, and seven rebounds at Oral Roberts on Dec. 13 ... blocked two shots against UMKC on Jan. 10 and Texas-Pan American on Jan. 31.

#### CAREER STATISTICS

| Year          | GP-GS        | Pts.-Avg.      | Reb.      | Ast.      | Stl.     |
|---------------|--------------|----------------|-----------|-----------|----------|
| 2014-15       | 34-10        | 103-3.0        | 84        | 22        | 9        |
| <b>Totals</b> | <b>34-10</b> | <b>103-3.0</b> | <b>84</b> | <b>22</b> | <b>9</b> |

## MEDIA INFORMATION

### SPORTS INFORMATION

**Director/MBB Contact** ..... Bill Powers  
**Address** ..... 3035 Williams Ave., Roberts Hall  
 ..... Las Cruces, NM 88003  
**Office Number** ..... (575) 646-2927  
**Cell Number** ..... (940) 867-8616  
**E-Mail** ..... powers@nmsu.edu  
**Fax Number** ..... (575) 646-2099  
**Press Row** ..... (575) 646-3400

### MEDIA OUTLETS

**Las Cruces Sun-News** ..... Mark Rudi  
 (575) 541-5444 ..... mrudi@lcsun-news.com

**Las Cruces Bulletin** ..... Brook Stockberger  
 (575) 680-1977 ..... brook@lascrucesbulletin.com

**Albuquerque Journal** ..... Randy Harrison  
 (800) 990-5765 ..... sports@abqjournal.com

**FOX Sports 570 AM (Flagship)** ..... Jack Nixon  
 (575) 449-8649 ..... jonixon@nmsu.edu

**KVIA-TV 7 (ABC)** ..... Danny Mata  
 (915) 496-1761 ..... Danny.Mata@kvia.com

**KTSM-TV 9 (NBC)** ..... Beau Bagley  
 (915) 532-5421 ext. 284 ..... BBagley@ktsm.com

**KDBC-TV 4 (CBS)** ..... Lou Romano  
 (915) 834-2140 ..... Lou.Romano@cbs4local.com



# NM State Aggies



## 2014-15 STATISTICS

All Games: 23-11 Home: 15-2 Road: 6-8 Neutral: 2-1

| Player             | GP-GS | Min-Avg   | FG-FGA   | Pct  | 3FG-3FGA | Pct  | FT-FTA  | Pct  | Off-Def | Rebs-Avg  | PF-FO  | Ast | TO  | Blk | St  | Pts-Avg   |
|--------------------|-------|-----------|----------|------|----------|------|---------|------|---------|-----------|--------|-----|-----|-----|-----|-----------|
| Barry, Remi        | 34-34 | 1095-32.2 | 154-337  | .457 | 43-98    | .439 | 98-128  | .766 | 46-115  | 161-4.7   | 62-1   | 35  | 61  | 6   | 19  | 449-13.2  |
| Siakam, Pascal     | 34-27 | 1048-30.8 | 166-290  | .572 | 0-2      | .000 | 104-137 | .759 | 111-151 | 262-7.7   | 88-4   | 45  | 64  | 61  | 28  | 436-12.8  |
| Mullings, Daniel   | 22-18 | 637-29.0  | 83-192   | .432 | 13-36    | .361 | 93-132  | .705 | 42-66   | 108-4.9   | 58-1   | 59  | 51  | 9   | 47  | 272-12.4  |
| Nephawe, Tshilidzi | 22-20 | 584-26.5  | 80-153   | .523 | 0-0      | .000 | 68-109  | .624 | 60-107  | 167-7.6   | 54-2   | 23  | 52  | 14  | 6   | 228-10.4  |
| Baker, Ian         | 34-33 | 989-29.1  | 98-213   | .460 | 58-127   | .457 | 62-81   | .765 | 9-74    | 83-2.4    | 53-0   | 93  | 74  | 1   | 50  | 316-9.3   |
| Eldridge, DK       | 34-25 | 880-25.9  | 102-262  | .389 | 37-126   | .294 | 38-60   | .633 | 26-64   | 90-2.6    | 61-1   | 74  | 63  | 2   | 37  | 279-8.2   |
| Wilkins, Johnathon | 34-10 | 589-17.3  | 40-84    | .476 | 0-1      | .000 | 23-43   | .535 | 44-40   | 84-2.5    | 61-1   | 22  | 33  | 11  | 9   | 103-3.0   |
| Huggins, Braxton   | 27-0  | 216-8.0   | 25-74    | .338 | 12-45    | .267 | 13-15   | .867 | 8-11    | 19-0.7    | 23-0   | 11  | 14  | 3   | 8   | 75-2.8    |
| Pennie, Jalyn      | 25-1  | 227-9.1   | 25-50    | .500 | 0-3      | .000 | 5-19    | .263 | 27-41   | 68-2.7    | 25-2   | 3   | 19  | 13  | 2   | 55-2.2    |
| Landry, Travon     | 27-2  | 322-11.9  | 16-46    | .348 | 1-6      | .167 | 21-29   | .724 | 1-34    | 35-1.3    | 25-0   | 25  | 17  | 1   | 7   | 54-2.0    |
| Taylor, Matt       | 26-0  | 220-8.5   | 15-36    | .417 | 1-6      | .167 | 9-16    | .563 | 16-23   | 39-1.5    | 24-0   | 14  | 16  | 1   | 5   | 40-1.5    |
| Bhullar, Tanveer   | 10-0  | 43-4.3    | 4-11     | .364 | 0-0      | .000 | 1-2     | .500 | 1-2     | 3-0.3     | 7-0    | 2   | 3   | 2   | 1   | 9-0.9     |
| TEAM               |       |           |          |      |          |      |         |      | 37-43   | 80-2.4    |        |     | 3   |     |     |           |
| Total              | 34    |           | 808-1748 | .462 | 165-450  | .367 | 535-771 | .694 | 428-771 | 1199-35.3 | 541-12 | 406 | 470 | 124 | 219 | 2316-68.1 |
| Opponents          | 34    |           | 754-1775 | .425 | 129-422  | .306 | 396-572 | .692 | 339-644 | 983-28.9  | 652-23 | 370 | 448 | 76  | 186 | 2033-59.8 |

WAC Games: 13-1 Home: 7-0 Road: 6-1

| Player             | GP-GS | Min-Avg  | FG-FGA  | Pct  | 3FG-3FGA | Pct  | FT-FTA  | Pct   | Off-Def | Rebs-Avg | PF-FO | Ast | TO  | Blk | St | Pts-Avg  |
|--------------------|-------|----------|---------|------|----------|------|---------|-------|---------|----------|-------|-----|-----|-----|----|----------|
| Siakam, Pascal     | 14-14 | 483-34.5 | 72-117  | .615 | 0-0      | .000 | 51-62   | .823  | 50-68   | 118-8.4  | 31-0  | 18  | 26  | 22  | 14 | 195-13.9 |
| Mullings, Daniel   | 11-7  | 310-28.2 | 38-93   | .409 | 7-17     | .412 | 53-72   | .736  | 18-26   | 44-4.0   | 27-0  | 34  | 25  | 6   | 18 | 136-12.4 |
| Barry, Remi        | 14-14 | 494-35.3 | 61-141  | .433 | 16-47    | .340 | 34-38   | .895  | 16-60   | 76-5.4   | 20-0  | 18  | 33  | 3   | 10 | 172-12.3 |
| Nephawe, Tshilidzi | 13-11 | 379-29.2 | 52-92   | .565 | 0-0      | .000 | 42-67   | .627  | 37-69   | 106-8.2  | 29-0  | 15  | 31  | 10  | 4  | 146-11.2 |
| Baker, Ian         | 14-13 | 416-29.7 | 43-86   | .500 | 25-52    | .481 | 33-42   | .786  | 4-26    | 30-2.1   | 21-0  | 36  | 35  | 1   | 23 | 144-10.3 |
| Eldridge, DK       | 14-8  | 330-23.6 | 38-90   | .422 | 10-43    | .233 | 9-12    | .750  | 8-19    | 27-1.9   | 24-0  | 28  | 15  | 0   | 15 | 95-6.8   |
| Wilkins, Johnathon | 14-3  | 224-16.0 | 8-21    | .381 | 0-1      | .000 | 2-6     | .333  | 10-20   | 30-2.1   | 17-0  | 11  | 10  | 6   | 4  | 18-1.3   |
| Taylor, Matt       | 7-0   | 58-8.3   | 4-10    | .400 | 0-1      | .000 | 0-0     | .000  | 5-6     | 11-1.6   | 5-0   | 1   | 1   | 1   | 0  | 8-1.1    |
| Landry, Travon     | 8-0   | 63-7.9   | 3-8     | .375 | 0-2      | .000 | 2-2     | 1.000 | 0-10    | 10-1.3   | 2-0   | 8   | 6   | 1   | 1  | 8-1.0    |
| Huggins, Braxton   | 8-0   | 16-2.0   | 2-7     | .286 | 1-4      | .250 | 2-2     | 1.000 | 1-1     | 2-0.3    | 3-0   | 0   | 1   | 1   | 1  | 7-0.9    |
| Bhullar, Tanveer   | 7-0   | 32-4.6   | 2-9     | .222 | 0-0      | .000 | 1-2     | .500  | 0-1     | 1-0.1    | 5-0   | 2   | 2   | 1   | 1  | 5-0.7    |
| Pennie, Jalyn      | 7-0   | 20-2.9   | 1-4     | .250 | 0-0      | .000 | 2-2     | 1.000 | 0-3     | 3-0.4    | 1-0   | 0   | 1   | 2   | 0  | 4-0.6    |
| TEAM               |       |          |         |      |          |      |         |       | 14-19   | 33-2.4   |       |     | 2   |     |    |          |
| Total              | 14    |          | 324-678 | .478 | 59-167   | .353 | 231-307 | .752  | 163-328 | 491-35.1 | 185-0 | 171 | 188 | 54  | 91 | 938-67.0 |
| Opponents          | 14    |          | 277-712 | .389 | 55-194   | .284 | 130-182 | .714  | 133-232 | 365-26.1 | 254-8 | 155 | 183 | 20  | 64 | 739-52.8 |

## 2014-15 RESULTS

| Date    | Opponent                | Result   | Date    | Opponent                 | Result        | Date     | Opponent                           | Result   |
|---------|-------------------------|----------|---------|--------------------------|---------------|----------|------------------------------------|----------|
| Nov. 14 | at No. 11 Wichita State | L, 54-71 | Dec. 27 | No. 25 Colorado State    | L, 57-58 (OT) | Feb. 14  | *Bakersfield                       | W, 74-58 |
| Nov. 17 | at Saint Mary's         | L, 71-83 | Dec. 30 | Texas Southern           | W, 54-52      | Feb. 19  | *at Utah Valley                    | W, 51-38 |
| Nov. 19 | Northern Colorado       | W, 86-65 | Jan. 3  | UC Irvine                | W, 70-67      | Feb. 21  | *at Grand Canyon                   | W, 72-55 |
| Nov. 22 | at UTEP                 | L, 76-77 | Jan. 6  | New Mexico Highlands     | W, 75-67      | March 4  | *at Texas-Pan American             | W, 69-48 |
| Nov. 24 | Stetson                 | W, 88-68 | Jan. 10 | *Missouri-Kansas City    | W, 63-45      | March 7  | *Chicago State                     | W, 61-57 |
| Nov. 26 | Florida A&M             | W, 78-33 | Jan. 15 | *at Bakersfield          | W, 70-54      | March 13 | #vs. No. 4 Bakersfield             | W, 57-53 |
| Nov. 29 | at Wyoming              | L, 75-78 | Jan. 17 | *at Seattle U            | L, 52-58      | March 14 | #vs. No. 3 Seattle U               | W, 80-61 |
| Dec. 3  | at New Mexico           | L, 47-62 | Jan. 22 | *Grand Canyon            | W, 85-63      | March 20 | \$vs. No. 2 Kansas                 | L, 56-75 |
| Dec. 6  | UTEP                    | W, 71-64 | Jan. 24 | *Utah Valley             | W, 69-44      |          |                                    |          |
| Dec. 13 | at Oral Roberts         | L, 83-86 | Jan. 31 | *Texas-Pan American      | W, 53-48      |          | * – WAC Game                       |          |
| Dec. 17 | at Baylor               | L, 55-66 | Feb. 5  | *at Chicago State        | W, 69-61 (OT) |          | # – WAC Tournament (Las Vegas)     |          |
| Dec. 20 | New Mexico              | L, 67-69 | Feb. 7  | *at Missouri-Kansas City | W, 77-63      |          | \$ – NCAA Tournament (Omaha, Neb.) |          |
| Dec. 22 | Northern New Mexico     | W, 78-39 | Feb. 12 | *Seattle U               | W, 73-47      |          |                                    |          |



# Seattle U Redhawks



**Fr. Stephen Sundborg**  
*President*



**David Arnesen**  
*Faculty Representative*



**Bill Hogan**  
*Director of Athletics*



**Chelsea Herman**  
*Assistant AD/SWA*



**Jason Behenna**  
*MBB Contact*

## QUICK FACTS

Location ..... Seattle, Wash.  
 Joined WAC ..... July 1, 2012  
 Enrollment ..... 7,273  
 Founded ..... 1891  
 Nickname ..... Redhawks  
 Colors ..... Red and White  
 President ..... Fr. Stephen V. Sundborg, S.J.  
 Director of Athletics ..... Bill Hogan  
 Athletic Department ..... (206) 296-6400  
 Ticket Office ..... (206) 398-4678  
 Website ..... www.goseattleu.com

## BASKETBALL INFO

Head Coach ..... Cameron Dollar  
 Basketball Office ..... (206) 296-5872

School's All-Time Record ..... 1034-927 (.527), 69 years  
 School's All-Time WAC Record ...15-33 (.313), three years  
 WAC Regular-Season Titles .....0  
 WAC Tournament Titles .....0  
 Last WAC Tournament Title ..... N/A

2014-15 Record ..... 18-16 (.529)  
 2014-15 WAC Record .....7-7 (T-4th)

Arena ..... Key Arena (8,500)  
 Arena Record ..... 48-38 (.558), six years

NCAA Appearances ..... 11 (Last: 1969)  
 NCAA Record ..... 10-13 (.435)  
 NIT Appearances ..... 2 (Last: 1957)  
 NIT Record ..... 0-2 (.000)  
 CBI Appearances .....1  
 CBI Record ..... 2-1 (.667)

Starters Returning/Lost .....2/3  
 Letterwinners Returning/Lost .....6/6

## 2015-16 SCHEDULE

| Date        | Opponent                       | Time      |
|-------------|--------------------------------|-----------|
| Nov. 13     | Arkansas-Pine Bluff            | 7:30 p.m. |
| Nov. 15     | Sacramento State               | 2 p.m.    |
| Nov. 17     | at Eastern Washington          | 6 p.m.    |
| Nov. 23     | Eastern Washington (WDN)       | 7 p.m.    |
| Nov. 25     | Great Falls                    | 6 p.m.    |
| Dec. 1      | at California (Pac-12 Net)     | 7 p.m.    |
| Dec. 4      | Cal State Fullerton            | 7 p.m.    |
| Dec. 6      | Mississippi Valley State (WDN) | 6 p.m.    |
| Dec. 13     | at UAB                         | 7 p.m.    |
| Dec. 17     | Northwest Indian College       | 6 p.m.    |
| Dec. 20     | San Jose State (WDN)           | 6 p.m.    |
| Dec. 22     | at Washington (Pac-12 Net)     | 8 p.m.    |
| Dec. 28     | UC Davis (WDN)                 | 7 p.m.    |
| Dec. 30     | UC Santa Barbara (WDN)         | 7 p.m.    |
| Jan. 7      | *at Missouri-Kansas City (WDN) | 7 p.m.    |
| Jan. 9      | *at Chicago State              | 2 p.m.    |
| Jan. 16     | *CSU Bakersfield (ASN)         | 7:30 p.m. |
| Jan. 21     | *NM State                      | 7 p.m.    |
| Jan. 23     | *UT Rio Grande Valley (WDN)    | 7 p.m.    |
| Jan. 28     | *at Utah Valley (WDN)          | 7 p.m.    |
| Jan. 30     | *at Grand Canyon               | 7 p.m.    |
| Feb. 4      | *Chicago State (ASN)           | 7 p.m.    |
| Feb. 6      | *Missouri-Kansas City (ASN)    | 7 p.m.    |
| Feb. 12     | *Grand Canyon (WDN)            | 7 p.m.    |
| Feb. 18     | *at UT Rio Grande Valley (WDN) | 7 p.m.    |
| Feb. 20     | *at NM State (WDN)             | 7 p.m.    |
| Feb. 27     | *Utah Valley                   | 7 p.m.    |
| March 5     | *at CSU Bakersfield (WDN)      | 7 p.m.    |
| March 10-12 | WAC Tournament<br>(Las Vegas)  |           |

\* – WAC game  
 ASN – game will air on the American Sports Network  
 WDN – game will air on the WAC Digital Network  
 All times local to site/subject to change

## NOTABLES

- Seattle U posted an 18-16 record in 2014-15, its first winning record since going 17-14 in 2009-10.
- The Redhawks advanced to the final of the WAC Tournament and earned a berth into the College Basketball Invitational, where they defeated Pepperdine and Colorado in home games held in front of capacity crowds at the Connolly Center.
- The win over Pepperdine was the first by Seattle U in a Division I national postseason tournament since March 14, 1964, when it defeated Utah State, 88-78, in the third place game of the West Regional in Corvallis, Ore. It was the first postseason win at the Division I level that enabled Seattle U to advance to the next round since a 61-57 victory over Oregon State in the first round of the NCAA Tournament in Eugene, Ore., on March 10, 1964.
- The victory over Colorado was the third for Seattle U during the Cameron Dollar era over a team that was a current member of the Pac-12 Conference at the time of the meeting. Seattle U defeated Oregon State in both January 2010 and November 2010. The Redhawks also defeated Utah in Salt Lake City in November 2009, while the Utes were still in the Mountain West Conference before they joined the Pac-12.
- The six letterwinners returning to the Redhawks for the 2015-16 season represent just 40.6 percent of the scoring and 47.1 percent of the rebounding by the Redhawks last season.
- Junior William Powell is the top returner in both scoring and rebounding after averaging 7.8 points and 6.4 rebounds per game in 2014-15. Senior Jack Crook is the other returning starter for the Redhawks, contributing 6.7 points and 5.6 rebounds per game last season.
- Seattle U's 2015-16 schedule features 17 home games, including 15 games at KeyArena.





## HEAD COACH CAMERON DOLLAR FILE

**Alma Mater** ..... UCLA, 1997  
**Overall Record** ..... 90-126 (.417), seven years  
**School Record** ..... 79-104 (.432), six years  
**WAC Record** ..... 15-33 (.313), three years



## COACHING CAREER

1997-98 UC Irvine, Assistant Coach  
 1998-99 Southern California College, Head Coach  
 1999 Georgia, Assistant Coach  
 1999-02 Saint Louis, Assistant Coach  
 2002-09 Washington, Assistant Coach  
 2009-present Seattle University, Head Coach

- Cameron Dollar enters his seventh season as head coach at Seattle University, moving into fourth place on the Seattle U coaching list for longest tenure behind only Al Brightman (eight years, 1948-56), Joe Callero (eight years, 2001-09) and Al Hairston (nine years, 1991-2000).
- Dollar is 10 victories away from earning his 100th career coaching victory, including his one season at Southern California College (now Vanguard University) as well as his time at Seattle U.
- Among his victories at Seattle U are two wins each over Oregon State and Pepperdine, victories at Virginia and at Utah, and wins over Colorado, Fresno State, Weber State and Utah State.
- Dollar did not have to move upon taking the Seattle U job, as he was the assistant coach at Washington for the previous seven seasons.
- At age 22, he became the youngest coach in college basketball when he took over at Southern California College in the 1998-99 season.
- Seattle is special for Dollar, as he helped UCLA win the 1995 NCAA Championship at the Kingdome.
- Dollar shuffled his staff after the unfortunate passing of assistant coach Mike Nowell last May. Mike Jones, the team's director of operations since Dollar took over in April 2009, is now an assistant coach, while Jay Shiogi, the team's video coordinator last season, moves into the role of director of men's basketball operations.

## HEAD COACHING RECORD

| Year    | School    | Overall | Conf.            | Postseason |
|---------|-----------|---------|------------------|------------|
| 1998-99 | Vanguard  | 11-22   | 5-9 (6th)        | —          |
| 2009-10 | Seattle U | 17-14   | —                | —          |
| 2010-11 | Seattle U | 11-20   | —                | —          |
| 2011-12 | Seattle U | 12-15   | —                | —          |
| 2012-13 | Seattle U | 8-22    | 3-15 WAC (10th)  | —          |
| 2013-14 | Seattle U | 13-17   | 5-11 WAC (T-7th) | —          |
| 2014-15 | Seattle U | 18-16   | 7-7 WAC (T-4th)  | CBI        |



## ASSISTANT COACHES



**Mike Jones**  
*Asuza Pacific, '96*  
 Seventh Year



**Lance LaVetter**  
*Northern Arizona '92*  
 Second Year



**Darren Talley**  
*Chapman, '02*  
 Seventh Year



# Seattle U Redhawks



2015-16 ROSTER

| No. | Name               | Pos. | Ht.  | Wt. | Yr.   | Hometown (Last School)                             |
|-----|--------------------|------|------|-----|-------|--|
| 0   | Brendan Westendorf | G    | 6-5  | 190 | Jr.   | Auburn, Wash. (Big Bend CC)                        |
| 2   | Malik Montoya      | G    | 6-2  | 180 | Fr.   | Federal Way, Wash. (Federal Way)                   |
| 5   | Matej Kavas        | G    | 6-7  | 190 | Fr.   | Ljubljana, Slovenia (Gimnazija Bezigrad)           |
| 11  | Dashaun Sunderhaus | F    | 6-9  | 245 | R-Sr. | Conyers, Ga. (Rockdale County)                     |
| 12  | Jadon Cohee        | G    | 6-4  | 185 | So.   | Langley, British Columbia (Walnut Grove Secondary) |
| 13  | Manny Chibuogwu    | G    | 6-7  | 205 | R-Jr. | Seattle, Wash. (Shorecrest)                        |
| 14  | Jack Shaughnessy   | G    | 6-2  | 180 | R-Fr. | Woodstock, Ga. (Etowah)                            |
| 15  | Jake Spurgeon      | G    | 6-6  | 185 | Fr.   | Sherwood, Ore. (Lakeridge)                         |
| 21  | William Powell     | F    | 6-6  | 215 | Jr.   | Huntsville, Ala. (IMG Academy)                     |
| 23  | Manroop Clair      | G    | 6-2  | 175 | R-Jr. | Vancouver, British Columbia (Hawai'i)              |
| 24  | Jack Crook         | C    | 6-11 | 265 | Sr.   | Manchester, England (Loreto Academy)               |
| 30  | Zack Moore         | G    | 6-4  | 180 | Fr.   | Bellevue, Wash. (Bellevue)                         |
| 41  | Aaron Menzies      | C    | 7-3  | 260 | R-Fr. | Manchester, England (Loreto Academy)               |

## TEAM PROFILE

| Top Returnees  | Pts. | Rebs. | Asts. |
|----------------|------|-------|-------|
| Jadon Cohee    | 5.7  | 1.6   | 1.5   |
| Jack Crook     | 6.7  | 5.6   | 1.6   |
| William Powell | 7.8  | 6.4   | 2.0   |

| Key Losses     | Pts. | Rebs. | Asts. |
|----------------|------|-------|-------|
| Jarell Flora   | 13.7 | 4.2   | 1.5   |
| Emerson Murray | 2.5  | 3.4   | 3.1   |
| Isiah Umipig   | 17.0 | 3.1   | 2.9   |



### JACK CROOK | C, 6-11, 265, Sr.

Ranked fourth on the team in scoring (6.7) and second in rebounding (5.6) last year as a junior ... pulled down 10 or more rebounds six times and reached double figures in scoring five times ... notched two double-doubles ... earned NABC Honors Court recognition for his work both in the classroom and on the court ... played in 30 games with 28 starts in 2013-14, averaging 5.1 points and 6.0 rebounds ... as a freshman in 2012-13, played in 27 games with one start and averaged 2.5 points and 2.1 rebounds per game.

#### CAREER STATISTICS

| Year          | GP-GS        | Pts.-Avg.      | Reb.       | Ast.      | Stl.      |
|---------------|--------------|----------------|------------|-----------|-----------|
| 2012-13       | 27-1         | 67-2.5         | 58         | 2         | 7         |
| 2013-14       | 30-28        | 152-5.1        | 179        | 31        | 11        |
| 2014-15       | 34-33        | 228-6.7        | 189        | 55        | 14        |
| <b>Totals</b> | <b>91-62</b> | <b>447-4.9</b> | <b>426</b> | <b>88</b> | <b>32</b> |

## MEDIA INFORMATION

### SPORTS INFORMATION

**Director/MBB Contact** ..... Jason Behenna  
**Address** .... 901 12th Avenue, PO Box 222000  
 Seattle, WA 98122  
**Office Number** ..... (206) 296-5915  
**Cell Number** ..... (206) 965-0450  
**E-Mail** ..... behennaj@seattleu.edu  
**Fax Number** ..... (206) 296-2154  
**Press Row** ..... (206) 728-2274

### MEDIA OUTLETS

**Seattle Times** ..... Don Shelton  
 (206) 464-2900 ..... sports@seattletimes.com

**KOMO-TV Channel 4** ..... Mike Ferreri  
 (206) 404-4000 ..... MFerreri@komotv.com

**KING-TV Channel 5** ..... Paul Silvi  
 (206) 448-5555 ..... psilvi@king5.com

**KIRO-TV Channel 7** ..... Chris Francis  
 (206) 728-7777 ..... cfrancis@kiro7.com

**The Spectator (Campus)** ..... AJ Schofield  
 (206) 296-6470

**770 AM KTTH Radio (Flagship)**  
 (206) 726-7000



### WILLIAM POWELL | F, 6-6, 215, Jr.

Led the team in rebounding (6.4) while ranking third in scoring (7.8) last year as a sophomore ... reached double-figure scoring 11 times ... pulled down a career-high 11 rebounds against Omaha on Nov. 19 ... notched a double-double of 11 points and 10 rebounds at Utah Valley on Jan. 10 ... scored a season-high 17 points against UMKC on Feb. 18 ... named WAC Player of the Week on Feb. 23 after averaging 14.0 points on 60 percent shooting, 7.0 rebounds, 2.5 assists and 1.0 steals per game ... as a freshman in 2013-14, averaged 2.9 points and 3.2 rebounds.

#### CAREER STATISTICS

| Year          | GP-GS        | Pts.-Avg.      | Reb.       | Ast.      | Stl.      |
|---------------|--------------|----------------|------------|-----------|-----------|
| 2013-14       | 28-0         | 81-2.9         | 90         | 11        | 12        |
| 2014-15       | 34-34        | 265-7.8        | 219        | 69        | 17        |
| <b>Totals</b> | <b>62-34</b> | <b>346-5.6</b> | <b>309</b> | <b>80</b> | <b>29</b> |



### DESHAUN SUNDERHAUS | F, 6-9, 245, R-Sr.

Suffered a season-ending injury on Dec. 15 ... posted back-to-back double-digit scoring performances against Eastern Washington (10) and San Jose State (15) prior to the injury ... in 2013-14, averaged 10.6 points and 6.2 rebounds before suffering a season-ending knee injury on Jan. 25 ... as a redshirt freshman in 2012-13, led the team in rebounding (6.0) and blocks (0.8), and ranked third in scoring (9.4) ... notched four double-doubles on the season, including a 23-point, 10-rebound performance at Utah State.

#### CAREER STATISTICS

| Year          | GP-GS        | Pts.-Avg.      | Reb.       | Ast.      | Stl.      |
|---------------|--------------|----------------|------------|-----------|-----------|
| 2012-13       | 29-26        | 274-9.4        | 173        | 19        | 12        |
| 2013-14       | 19-6         | 202-10.6       | 118        | 18        | 10        |
| 2014-15       | 8-2          | 51-6.4         | 27         | 6         | 1         |
| <b>Totals</b> | <b>56-34</b> | <b>527-9.4</b> | <b>318</b> | <b>43</b> | <b>23</b> |

PLAYERS TO WATCH



# Seattle U Redhawks



## 2014-15 STATISTICS

All Games: 18-16 Home: 13-5 Road: 2-10 Neutral: 3-1

| Player              | GP-GS | Min-Avg   | FG-FGA   | Pct  | 3FG-3FGA | Pct  | FT-FTA  | Pct  | Off-Def | Rebs-Avg  | PF-FO  | Ast | TO  | Blk | St  | Pts-Avg   |
|---------------------|-------|-----------|----------|------|----------|------|---------|------|---------|-----------|--------|-----|-----|-----|-----|-----------|
| Umipig, Isiah       | 34-34 | 1155-34.0 | 178-440  | .405 | 123-294  | .418 | 98-116  | .845 | 12-95   | 107-3.1   | 73-2   | 98  | 73  | 0   | 45  | 577-17.0  |
| Flora, Jarell       | 34-34 | 1097-32.3 | 166-383  | .433 | 80-198   | .404 | 54-66   | .818 | 19-125  | 144-4.2   | 50-0   | 51  | 73  | 9   | 29  | 466-13.7  |
| Powell, William     | 34-34 | 974-28.6  | 96-187   | .513 | 0-1      | .000 | 73-118  | .619 | 87-132  | 219-6.4   | 92-3   | 69  | 75  | 12  | 17  | 265-7.8   |
| Crook, Jack         | 34-33 | 847-24.9  | 90-176   | .511 | 0-0      | .000 | 48-73   | .658 | 57-132  | 189-5.6   | 116-12 | 55  | 63  | 7   | 14  | 228-6.7   |
| Sunderhaus, Deshaun | 8-2   | 125-15.6  | 21-31    | .677 | 0-0      | .000 | 9-13    | .692 | 16-11   | 27-3.4    | 14-1   | 6   | 5   | 3   | 1   | 51-6.4    |
| Cohee, Jadon        | 34-6  | 625-18.4  | 71-184   | .386 | 11-35    | .314 | 40-56   | .714 | 4-52    | 56-1.6    | 37-1   | 51  | 46  | 0   | 13  | 193-5.7   |
| Adenekan, Shore     | 26-1  | 412-15.8  | 42-74    | .568 | 0-0      | .000 | 20-43   | .465 | 30-51   | 81-3.1    | 45-2   | 9   | 18  | 14  | 7   | 104-4.0   |
| Clair, Manroop      | 16-0  | 143-8.9   | 14-53    | .264 | 12-43    | .279 | 10-13   | .769 | 4-7     | 11-0.7    | 14-0   | 5   | 9   | 0   | 4   | 50-3.1    |
| Chibuogwu, Manny    | 28-9  | 354-12.6  | 26-51    | .510 | 1-8      | .125 | 22-48   | .458 | 12-27   | 39-1.4    | 35-1   | 22  | 25  | 3   | 7   | 75-2.7    |
| Murray, Emerson     | 33-17 | 873-26.5  | 25-64    | .391 | 9-29     | .310 | 22-42   | .524 | 11-104  | 115-3.5   | 70-2   | 101 | 57  | 1   | 42  | 81-2.5    |
| Cramer, Lewis       | 9-0   | 70-7.8    | 2-8      | .250 | 0-0      | .000 | 7-10    | .700 | 3-7     | 10-1.1    | 9-0    | 1   | 3   | 1   | 2   | 11-1.2    |
| Turner, Theo        | 18-0  | 150-8.3   | 9-23     | .391 | 0-1      | .000 | 4-14    | .286 | 10-26   | 36-2.0    | 17-0   | 3   | 15  | 0   | 4   | 22-1.2    |
| TEAM                |       |           |          |      |          |      |         |      | 61-56   | 117-3.4   |        |     | 4   |     |     |           |
| Total               | 34    |           | 740-1674 | .442 | 236-609  | .388 | 407-612 | .665 | 326-825 | 1151-33.9 | 572-24 | 471 | 466 | 50  | 185 | 2123-62.4 |
| Opponents           | 34    |           | 715-1801 | .397 | 236-728  | .324 | 429-593 | .723 | 317-701 | 1018-29.9 | 575-8  | 452 | 370 | 97  | 251 | 2095-61.6 |

WAC Games: 7-7 Home: 6-1 Road: 1-6

| Player           | GP-GS | Min-Avg  | FG-FGA  | Pct   | 3FG-3FGA | Pct  | FT-FTA  | Pct   | Off-Def | Rebs-Avg | PF-FO  | Ast | TO  | Blk | St | Pts-Avg  |
|------------------|-------|----------|---------|-------|----------|------|---------|-------|---------|----------|--------|-----|-----|-----|----|----------|
| Umipig, Isiah    | 14-14 | 487-34.8 | 67-169  | .396  | 42-107   | .393 | 43-53   | .811  | 6-31    | 37-2.6   | 38-2   | 30  | 21  | 0   | 16 | 219-15.6 |
| Flora, Jarell    | 14-14 | 483-34.5 | 72-160  | .450  | 34-83    | .410 | 23-29   | .793  | 6-48    | 54-3.9   | 19-0   | 21  | 33  | 2   | 10 | 201-14.4 |
| Powell, William  | 14-14 | 394-28.1 | 44-78   | .564  | 0-0      | .000 | 33-55   | .600  | 30-50   | 80-5.7   | 41-2   | 27  | 27  | 5   | 7  | 121-8.6  |
| Crook, Jack      | 14-13 | 356-25.4 | 37-65   | .569  | 0-0      | .000 | 11-23   | .478  | 19-44   | 63-4.5   | 51-5   | 17  | 29  | 4   | 4  | 85-6.1   |
| Cohee, Jadon     | 14-3  | 255-18.2 | 31-76   | .408  | 2-10     | .200 | 17-22   | .773  | 2-20    | 22-1.6   | 20-1   | 17  | 18  | 0   | 0  | 81-5.8   |
| Adenekan, Shore  | 11-1  | 207-18.8 | 18-31   | .581  | 0-0      | .000 | 12-21   | .571  | 14-22   | 36-3.3   | 20-1   | 3   | 7   | 4   | 6  | 48-4.4   |
| Murray, Emerson  | 14-11 | 437-31.2 | 14-29   | .483  | 4-10     | .400 | 12-23   | .522  | 7-58    | 65-4.6   | 35-2   | 54  | 24  | 1   | 25 | 44-3.1   |
| Chibuogwu, Manny | 11-0  | 117-10.6 | 12-24   | .500  | 0-0      | .000 | 7-20    | .350  | 9-9     | 18-1.6   | 20-1   | 5   | 7   | 0   | 3  | 31-2.8   |
| Clair, Manroop   | 7-0   | 36-5.1   | 2-16    | .125  | 2-13     | .154 | 5-5     | 1.000 | 0-0     | 0-0.0    | 4-0    | 1   | 2   | 0   | 0  | 11-1.6   |
| Cramer, Lewis    | 3-0   | 21-7.0   | 1-1     | 1.000 | 0-0      | .000 | 1-2     | .500  | 1-1     | 2-0.7    | 1-0    | 0   | 1   | 0   | 2  | 3-1.0    |
| Turner, Theo     | 7-0   | 32-4.6   | 1-2     | .500  | 0-0      | .000 | 0-4     | .000  | 2-6     | 8-1.1    | 8-0    | 0   | 6   | 0   | 2  | 2-0.3    |
| TEAM             |       |          |         |       |          |      |         |       | 19-26   | 45-3.2   |        |     | 1   |     |    |          |
| Total            | 14    |          | 299-651 | .459  | 84-223   | .377 | 164-257 | .638  | 115-315 | 430-30.7 | 257-14 | 175 | 176 | 16  | 75 | 846-60.4 |
| Opponents        | 14    |          | 275-705 | .390  | 85-287   | .296 | 200-265 | .755  | 135-280 | 415-29.6 | 261-5  | 171 | 157 | 31  | 89 | 835-59.6 |

## 2014-15 RESULTS

| Date    | Opponent               | Result   | Date    | Opponent                 | Result        | Date     | Opponent                        | Result  |
|---------|------------------------|----------|---------|--------------------------|---------------|----------|---------------------------------|---|
| Nov. 14 | Texas State            | L, 52-60 | Jan. 10 | *at Utah Valley          | L, 52-70      | March 12 | #vs. No. 6 Chicago State        | W, 49-45  |
| Nov. 19 | Omaha                  | W, 98-74 | Jan. 15 | *Texas-Pan American      | W, 70-47      | March 13 | #vs. No. 2 Missouri-Kansas City | W, 69-63  |
| Nov. 21 | Washington             | L, 48-63 | Jan. 17 | *New Mexico State        | W, 58-52      | March 14 | #vs. No. 1 New Mexico State     | L, 61-80  |
| Nov. 23 | !Montana               | L, 62-66 | Jan. 22 | *at Chicago State        | W, 75-67      | March 18 | \$Pepperdine                    | W, 62-45  |
| Nov. 29 | Cal State Northridge   | W, 70-58 | Jan. 24 | *at Missouri-Kansas City | L, 55-75      | March 23 | %Colorado                       | W, 72-65  |
| Dec. 1  | @vs. Pacific Lutheran  | W, 72-33 | Jan. 31 | *at Bakersfield          | L, 61-71 (OT) | March 25 | ^at Loyola Chicago              | L, 48-63  |
| Dec. 4  | at UC Santa Barbara    | L, 46-87 | Feb. 5  | *Grand Canyon            | L, 64-66      |          |                                 |   |
| Dec. 6  | Eastern Washington     | L, 75-87 | Feb. 7  | *Utah Valley             | W, 53-33      |          |                                 | ! – Marv Harshman Classic (Seattle)                         |
| Dec. 13 | at San Jose State      | W, 54-38 | Feb. 12 | *at New Mexico State     | L, 47-73      |          |                                 | @ – game played at ShoWare Center (Kent, Wash.)             |
| Dec. 15 | Northwest              | W, 84-58 | Feb. 14 | *at Texas-Pan American   | L, 57-68      |          |                                 | * – WAC Game  |
| Dec. 19 | at Minnesota           | L, 57-92 | Feb. 18 | *Missouri-Kansas City    | W, 74-56      |          |                                 | # – WAC Tournament (Las Vegas)                              |
| Dec. 21 | Sacramento State       | W, 66-47 | Feb. 21 | *Chicago State           | W, 57-31      |          |                                 | \$ – College Basketball Invitational First Round (Seattle)  |
| Dec. 30 | UC Davis               | W, 76-67 | Feb. 28 | *Bakersfield (ASN)       | W, 53-43      |          |                                 | % – College Basketball Invitational Quarterfinals (Seattle) |
| Jan. 3  | at Cal State Fullerton | L, 55-67 | March 7 | *at Grand Canyon         | L, 70-83      |          |                                 | ^ – College Basketball Invitational Semifinals (Chicago)    |





# UT Rio Grande Valley Vaqueros



**Guy Bailey**  
President



**Dr. Paul Sale**  
Faculty Representative



**Chris King**  
Director of Athletics



**Farrah Manthei**  
SWA



**Jonah Goldberg**  
MBB Contact

## QUICK FACTS

**Location:** ..... Edinburg, Texas  
**Joined WAC (as UTPA):**..... July 1, 2013  
**Enrollment:** ..... 28,000  
**Founded:** ..... 2015  
**Nickname:** ..... Vaqueros  
**Colors:** ..... Kelly Green, Navy Blue and Orange  
**President:**..... Dr. Guy Bailey  
**Athletics Director:** ..... Chris King  
**Athletic Department:**..... (956) 665-2221  
**Ticket Office:**..... (956) 665-2221  
**Website:** ..... www.GoUTRGV.com

## BASKETBALL INFO

**Head Coach** ..... Dan Hipsher  
**Basketball Office** ..... (956) 665-2221

**School's All-Time Record**..... 794-917 (.464), 64 years  
**School's All-Time WAC Record** ..... 9-21 (.300), two years  
**WAC Regular-Season Titles** ..... 0  
**WAC Tournament Titles** ..... 0  
**Last WAC Tournament Title**..... N/A

**2014-15 Record** ..... 10-21 (.323)  
**2014-15 WAC Record** ..... 4-10 (T-7th)

**Arena**..... UTRGV Fieldhouse (2,500)  
**Arena Record** ..... 382-228 (.626), 56 years

**NCAA Appearances**..... 0  
**NCAA Record**..... 0-0  
**NIT Appearances**..... 1 (Last: 1981)  
**NIT Record**..... 0-1 (.000)  
**CIT Appearances**..... 0  
**CIT Record**..... 0-0

**Starters Returning/Lost**..... 2/3  
**Letterwinners Returning/Lost** ..... 4/7

## 2015-16 SCHEDULE

| Date        | Opponent                          | Time      |
|-------------|-----------------------------------|-----------|
| Nov. 13     | at Miami (ESPN3)                  | 7 p.m.    |
| Nov. 16     | at North Florida (ESPN3)          | 7 p.m.    |
| Nov. 20     | Texas A&M-Kingsville (TWCSC)      | 7 p.m.    |
| Nov. 22     | Portland State (WDN/TWCSC)        | 2 p.m.    |
| Nov. 24     | Southeast Missouri State (TWCSC)  | 7 p.m.    |
| Nov. 30     | at Houston (ESPN3)                | 7 p.m.    |
| Dec. 2      | at Lamar                          | 7 p.m.    |
| Dec. 6      | Angelo State (TWCSC)              | 2 p.m.    |
| Dec. 11     | UT-Martin (WDN/TWCSC)             | 7 p.m.    |
| Dec. 13     | at Texas State                    | 2 p.m.    |
| Dec. 21     | at Utah State                     | 8 p.m.    |
| Dec. 22     | !vs. North Dakota State           | 5:30 p.m. |
| Dec. 23     | !vs. Idaho State                  | 5:30 p.m. |
| Dec. 29     | at UTEP                           | 7 p.m.    |
| Jan. 2      | Our Lady of the Lake (TWCSC)      | 7 p.m.    |
| Jan. 7      | *at Grand Canyon (WDN)            | 7 p.m.    |
| Jan. 9      | *at Utah Valley                   | 7 p.m.    |
| Jan. 14     | *Chicago State (WDN)              | 7 p.m.    |
| Jan. 16     | *Missouri-Kansas City (WDN/TWCSC) | 7 p.m.    |
| Jan. 21     | *at CSU Bakersfield (ASN)         | 6 p.m.    |
| Jan. 23     | *at Seattle U (WDN)               | 7 p.m.    |
| Jan. 30     | *at NM State (WDN)                | 7 p.m.    |
| Feb. 4      | *Utah Valley (WDN/TWCSC)          | 7 p.m.    |
| Feb. 6      | *Grand Canyon (TWCSC)             | 7 p.m.    |
| Feb. 13     | *at Missouri-Kansas City (WDN)    | 2 p.m.    |
| Feb. 18     | *Seattle U (WDN/TWCSC)            | 7 p.m.    |
| Feb. 20     | *CSU Bakersfield (TWCSC)          | 5 p.m.    |
| Feb. 28     | *at Chicago State (ASN)           | 4 p.m.    |
| March 5     | *NM State (WDN/TWCSC)             | 7 p.m.    |
| March 10-12 | WAC Tournament<br>(Las Vegas)     |           |

! – Global Sport Hoops Showcase (Logan, Utah)  
 \* – WAC game

TWCSC – game will air on Time Warner Cable SportsChannel  
 WDN – game will air on the WAC Digital Network  
 ASN – game will air on the American Sports Network  
 All times local to site/subject to change

## NOTABLES

- The Vaqueros return All-WAC Defensive Team honoree Dan Kimasa, who set the program record for blocks by a freshman with 44 last season. It was the fourth-highest single-season total in program history.
- The Vaqueros have one fourth-year senior, forward Shaquille Hines, who shot 50.9 percent from the field last season, the 62nd best mark in the NCAA.
- The Vaqueros gain two additions from within as redshirt junior Christopher Ikuenobe is expected to return after missing last season due to injury, while Adonis Rwabigwi becomes eligible after sitting out last season after transferring from Furman.
- Guard Nick Dixon joins the Vaqueros after leading Junior College Division II in scoring with 27.2 points per game last season. He ranked seventh as a freshman with 25.2 points per game.
- The Vaqueros welcome a pair of fifth-year transfers in guard J.J. Thompson, who played last season at Southeast Missouri and his first two seasons at Houston, and forward Dakota Slaughter, who played his first four years at Alabama.
- The Vaqueros have two true freshmen in guards Antonio Green and Walter Jones.
- The program competes as the University of Texas Rio Grande Valley Vaqueros after previously competing as the Texas-Pan American (1989-2015), Pan American University (1971-89) and Pan American College (1952-71) Broncs.
- The program went 272-486 (.359) as UTPA, 267-209 (.561) as PAU and 255-222 (.534) as PAC.



## HEAD COACH DAN HIPSHER FILE

**Alma Mater** .....Bowling Green State, 1977  
**Overall Record**..... 257-226 (.532), 17 years  
**School Record**..... 19-44 (.302), two years  
**WAC Record**..... 9-21 (.300), two years



## COACHING CAREER

1977-78 Miami (Ohio), Graduate Assistant  
 1978-80 Miami Dade Community College, Assistant Coach  
 1980-89 Dayton, Assistant Coach  
 1989-93 Wittenberg, Head Coach  
 1993-95 Stetson, Head Coach  
 1995-04 Akron, Head Coach  
 2005-07 Arkansas, Assistant Coach  
 2007-09 South Florida, Assistant Coach  
 2009-13 Alabama, Associate Head Coach  
 2013-present UT Rio Grande Valley, Head Coach

- Dan Hipsher is in his 37th season of collegiate coaching and has amassed 591 wins in that time, an average of 16 wins per season.
- His teams have posted 22 winning seasons.
- Hipsher has guided his teams to 14 postseason appearances, including nine NCAA Tournament appearances and five NIT appearances.
- His teams have won six conference championships and three conference tournament titles.
- Hipsher has earned five Coach of the Year awards.
- Hipsher has a history of putting together tough schedules, playing 20 games against teams that reached the previous postseason over his first two years at UTRGV.

## HEAD COACHING RECORD

| Year    | School     | Overall | Conf.                 | Postseason |
|---------|------------|---------|-----------------------|------------|
| 1989-90 | Wittenberg | 29-2    | 11-1 NCAC (1st)       | NCAA DIII  |
| 1990-91 | Wittenberg | 26-3    | 11-1 NCAC (1st)       | NCAA DIII  |
| 1991-92 | Wittenberg | 23-6    | 15-1 NCAC (1st)       | NCAA DIII  |
| 1992-93 | Wittenberg | 19-7    | 13-3 NCAC (T-1st)     | —          |
| 1993-94 | Stetson    | 14-15   | 9-7 ASUN (T-3rd)      | —          |
| 1994-95 | Stetson    | 15-12   | 11-5 ASUN (T-2nd)     | —          |
| 1995-96 | Akron      | 3-23    | 0-18 MAC (10th)       | —          |
| 1996-97 | Akron      | 8-18    | 6-12 MAC (T-8th)      | —          |
| 1997-98 | Akron      | 17-10   | 13-5 MAC (1st-East)   | —          |
| 1998-99 | Akron      | 18-9    | 12-6 MAC (T-3rd-East) | —          |
| 1999-00 | Akron      | 17-11   | 11-7 MAC (T-3rd-East) | —          |
| 2000-01 | Akron      | 12-16   | 9-9 MAC (6th-East)    | —          |
| 2001-02 | Akron      | 10-21   | 5-12 MAC (7th-East)   | —          |
| 2002-03 | Akron      | 14-14   | 9-9 MAC (T-3rd-East)  | —          |
| 2003-04 | Akron      | 13-15   | 7-11 MAC (T-5th-East) | —          |
| 2013-14 | UTPA       | 9-23    | 5-11 WAC (T-7th)      | —          |
| 2014-15 | UTPA       | 10-21   | 4-10 WAC (T-7th)      | —          |



## ASSISTANT COACHES



**Marc Rozanski**  
*Ave Maria, '11*  
 First Year



**Jai Steadman**  
*Nebraska '97*  
 Second Year



**Willie Watson**  
*Alabama '09*  
 Second Year



# UT Rio Grande Valley Vaqueros



2015-16 ROSTER

| No. | Name                 | Pos. | Ht.  | Wt. | Yr.   | Hometown (Last School)                       |
|-----|----------------------|------|------|-----|-------|--|
| 1   | Everett Osborne      | G    | 6-4  | 200 | R-Sr. | Los Angeles, Calif. (Los Angeles Trade Tech) |
| 2   | Mike Lopez           | G    | 6-2  | 175 | So.   | Abilene, Texas (Wylie)                       |
| 3   | J.J. Thompson        | G    | 6-0  | 190 | Gr.   | Irving, Texas (Southeast Missouri State)     |
| 5   | Walter Jones         | G    | 6-4  | 200 | Fr.   | Newbern, Ala. (Sunshine)                     |
| 13  | Lew Stallworth       | G    | 6-1  | 187 | So.   | Newhall, Calif. (UTEP)                       |
| 20  | Nick Dixon           | G    | 6-2  | 175 | Jr.   | Hillside, Ill. (Morton College)              |
| 21  | Mike Hoffman         | F    | 6-9  | 215 | Jr.   | Burleson, Texas (Lafayette)                  |
| 23  | Dan Kimasa           | F    | 6-10 | 230 | So.   | Kigali City, Rwanda (TB Christian Academy)   |
| 24  | Shaquille Hines      | F    | 6-8  | 215 | Sr.   | Chicago, Ill. (Trent Prep)                   |
| 30  | Joaquin Pistokache   | G    | 6-2  | 175 | R-Jr. | Mission, Texas (Roberts Weleyan College)     |
| 31  | Dinero Mercurius     | G    | 6-3  | 185 | So.   | Orlando, Fla. (South Florida)                |
| 32  | Adonis Rwabigwi      | F    | 6-8  | 220 | R-So. | Kigali City, Rwanda (Furman)                 |
| 33  | Ot Elmore            | G    | 6-2  | 175 | R-So. | Charleston, W.Va. (VMI)                      |
| 35  | Dakota Slaughter     | F    | 6-7  | 222 | Gr.   | Fishers, Ind. (Alabama)                      |
| 44  | Christopher Ikuenobe | F    | 6-9  | 240 | R-Jr. | Warri, Nigeria (Independence CC)             |
| 55  | Antonio Green        | G    | 6-2  | 165 | Fr.   | Tupelo, Miss. (Tupelo)                       |

## TEAM PROFILE

| Top Returnees   | Pts. | Rebs. | Asts. |
|-----------------|------|-------|-------|
| Shaquille Hines | 12.2 | 5.4   | 1.4   |
| Dan Kimasa      | 7.3  | 6.5   | 0.6   |
| Everett Osborne | 4.7  | 1.4   | 0.7   |

| Key Losses     | Pts. | Rebs. | Asts. |
|----------------|------|-------|-------|
| Shaquille Boga | 12.6 | 3.0   | 3.6   |
| Janari Joesaar | 16.9 | 6.7   | 2.4   |
| Elijah Watson  | 2.5  | 1.6   | 3.1   |

PLAYERS TO WATCH



### NICK DIXON | G, 6-2, 175, Jr.

Joins the team after playing the last two seasons at Morton College, where he was a two-time NJCAA Division II All-American, All-Region IV and Skyway MVP honoree ... finished his career second in school history in scoring with 1,622 career points, scoring 33.8 percent of his team's points during his two years ... had 22 30-point games, 29 20-point games and 11 10-point games, including a streak of 62 consecutive games in double-figure scoring, while becoming just the second Morton player to ever have back-to-back seasons of at least 800 points ... shot 54.4 percent from the field, 38.8 percent from beyond the arc and 79.2 percent from the free throw line while averaging 7.1 rebounds per game ... as a sophomore in 2014-15, led the nation in scoring at 27.2 points per game ... as a freshman in 2013-14, ranked seventh in the nation in scoring at 25.2 points per game while leading the nation with 805 total points scored.



### SHAQUILLE HINES | F, 6-8, 215, Sr.

Ranked third on the team in scoring (12.2) and rebounding (5.4) last year ... had 19 double-digit scoring games ... grabbed a career-high-tying 12 rebounds at NM State on Jan. 31 ... scored a career-high-tying 27 points to go with a career-high-tying five assists at Omaha on Dec. 21 ... as a sophomore in 2013-14, led the team in rebounding (6.3) and blocks (0.6), and ranked third in scoring (12.8) ... as a freshman in 2012-13, averaged 4.0 points and 2.8 rebounds per game ... blocked a career-high five shots at Bradley on Nov. 12, 2012.

#### CAREER STATISTICS

| Year          | GP-GS        | Pts.-Avg.      | Reb.       | Ast.       | Stl.      |
|---------------|--------------|----------------|------------|------------|-----------|
| 2012-13       | 31-2         | 124-4.0        | 88         | 12         | 19        |
| 2013-14       | 32-30        | 408-12.8       | 200        | 47         | 22        |
| 2014-15       | 31-31        | 377-12.2       | 167        | 44         | 22        |
| <b>Totals</b> | <b>94-63</b> | <b>909-9.7</b> | <b>455</b> | <b>103</b> | <b>63</b> |



### DAN KIMASA | F, 6-10, 230, So.

Named to the WAC All-Defensive Team after posting a program freshman record 44 blocks, the fourth-highest single-season total in program history ... averaged 7.3 points, 6.5 rebounds and 1.4 blocks per game ... posted five double-doubles on the season ... had 10 double-digit scoring games and six games with 10 or more rebounds ... scored a career-high 18 points at Saint Louis on Dec. 17 ... pulled down a career-high 12 boards at Sam Houston State on Dec. 6 ... blocked a career-high four shots in three different games - vs. Alabama State on Nov. 28, against Chicago State on Jan. 10 and at CSU Bakersfield on Jan. 17.

#### CAREER STATISTICS

| Year          | GP-GS        | Pts.-Avg.      | Reb.       | Ast.      | Stl.      |
|---------------|--------------|----------------|------------|-----------|-----------|
| 2014-15       | 31-31        | 225-7.3        | 201        | 18        | 15        |
| <b>Totals</b> | <b>31-31</b> | <b>225-7.3</b> | <b>201</b> | <b>18</b> | <b>15</b> |

## MEDIA INFORMATION

### SPORTS INFORMATION

**Director/MBB Contact**.....Jonah Goldberg  
**Address**.....1201 West University Drive  
 Edinburg, TX 78539  
**Office Number** .....(956) 665-2240  
**Cell Number** .....(516) 659-1177  
**E-Mail** .....jonah.goldberg@utrgv.edu  
**Fax Number** .....(956) 665-2261  
**Press Row** .....(956) 665-7271

### MEDIA OUTLETS

**The Monitor** .....Greg Luca  
 (203) 556-8826 .....gluca@themonitor.com

**KGBT 4 (CBS)** .....Clay Williams  
 (956) 366-4436 .....cwilliams@chestv.com  
 Joe Bowling.....jrbowling@chestv.com

**KRGV 5 (ABC)** .....Joel Villanueva  
 (956) 968-5555 .....joel@krvg.com  
 Brandon Ortega .....brandon@krvg.com  
 Guy Edwards.....gedwards@krvg.com

**FOX 2** .....Luis Ortiz  
 (956) 661-6000 .....lortiz@entravision.com

**Univision 48** .....Pedro Leija  
 (956) 661-6000 .....pleija@gmail.com  
 Juan Beltran .....jbeltran@entravision.com

**The Rider**.....Nathaniel Mata  
 (956) 330-4887 .....natemata29@gmail.com

**The Valley Town Crier/Edinburg Review**... Pedro Perez  
 (956) 682-2423 .....pedro@valleytowncrier.com





# UT Rio Grande Valley Vaqueros



## 2014-15 STATISTICS

**All Games: 10-21    Home: 8-4    Road: 1-15    Neutral: 1-2**

| Player              | GP-GS | Min-Avg   | FG-FGA   | Pct  | 3FG-3FGA | Pct  | FT-FTA  | Pct  | Off-Def | Rebs-Avg  | PF-FO  | Ast | TO  | Blk | St  | Pts-Avg   |
|---------------------|-------|-----------|----------|------|----------|------|---------|------|---------|-----------|--------|-----|-----|-----|-----|-----------|
| Joesaar, Janari     | 31-31 | 1053-34.0 | 157-341  | .460 | 62-164   | .378 | 147-180 | .817 | 68-139  | 207-6.7   | 80-1   | 75  | 86  | 18  | 39  | 523-16.9  |
| Boga, Shaquille     | 30-28 | 1035-34.5 | 139-367  | .379 | 43-145   | .297 | 56-75   | .747 | 12-79   | 91-3.0    | 62-0   | 108 | 68  | 3   | 40  | 377-12.6  |
| Hines, Shaquille    | 31-31 | 1040-33.5 | 163-320  | .509 | 0-11     | .000 | 51-84   | .607 | 66-101  | 167-5.4   | 82-4   | 44  | 63  | 14  | 22  | 377-12.2  |
| Noriega, Shaun      | 3-3   | 62-20.7   | 9-20     | .450 | 7-16     | .438 | 4-5     | .800 | 1-3     | 4-1.3     | 8-0    | 2   | 5   | 0   | 1   | 29-9.7    |
| Kimasa, Dan         | 31-31 | 859-27.7  | 82-198   | .414 | 0-0      | .000 | 61-102  | .598 | 56-145  | 201-6.5   | 73-1   | 18  | 31  | 44  | 15  | 225-7.3   |
| Osborne, Everett    | 31-6  | 491-15.8  | 48-140   | .343 | 12-41    | .293 | 38-50   | .760 | 11-32   | 43-1.4    | 38-0   | 21  | 35  | 6   | 9   | 146-4.7   |
| Hobbs, Isaiah       | 30-5  | 400-13.3  | 30-72    | .417 | 0-15     | .000 | 37-60   | .617 | 16-34   | 50-1.7    | 52-2   | 12  | 33  | 9   | 15  | 97-3.2    |
| Watson, Elijah      | 29-14 | 581-20.0  | 24-61    | .393 | 0-9      | .000 | 24-51   | .471 | 10-37   | 47-1.6    | 66-1   | 89  | 48  | 1   | 19  | 72-2.5    |
| McDonald, Moe       | 26-4  | 325-12.5  | 13-46    | .283 | 6-29     | .207 | 14-23   | .609 | 1-24    | 25-1.0    | 21-0   | 24  | 16  | 1   | 6   | 46-1.8    |
| Bigum, Andreas      | 29-2  | 329-11.3  | 12-40    | .300 | 0-1      | .000 | 9-22    | .409 | 14-23   | 37-1.3    | 57-2   | 17  | 24  | 6   | 3   | 33-1.1    |
| Pistokache, Joaquin | 7-0   | 20-2.9    | 1-2      | .500 | 0-0      | .000 | 0-0     | .000 | 0-1     | 1-0.1     | 3-0    | 0   | 1   | 0   | 2   | 2-0.3     |
| Lopez, Mike         | 2-0   | 5-2.5     | 0-3      | .000 | 0-2      | .000 | 0-0     | .000 | 0-0     | 0-0.0     | 1-0    | 1   | 0   | 0   | 0   | 0-0.0     |
| TEAM                |       |           |          |      |          |      |         |      | 71-60   | 131-4.2   | 1      |     | 7   |     |     |           |
| Total               | 31    |           | 678-1610 | .421 | 130-433  | .300 | 441-652 | .676 | 326-678 | 1004-32.4 | 544-11 | 411 | 417 | 102 | 171 | 1927-62.2 |
| Opponents           | 31    |           | 772-1754 | .440 | 220-637  | .345 | 415-574 | .723 | 391-729 | 1120-36.1 | 592-11 | 445 | 381 | 104 | 217 | 2179-70.3 |

**WAC Games: 4-10    Home: 4-3    Road: 0-7**

| Player              | GP-GS | Min-Avg  | FG-FGA  | Pct  | 3FG-3FGA | Pct  | FT-FTA  | Pct  | Off-Def | Rebs-Avg | PF-FO | Ast | TO  | Blk | St | Pts-Avg  |
|---------------------|-------|----------|---------|------|----------|------|---------|------|---------|----------|-------|-----|-----|-----|----|----------|
| Joesaar, Janari     | 14-14 | 510-36.4 | 63-147  | .429 | 23-69    | .333 | 66-73   | .904 | 30-51   | 81-5.8   | 42-1  | 33  | 36  | 3   | 18 | 215-15.4 |
| Boga, Shaquille     | 14-13 | 499-35.6 | 70-181  | .387 | 19-71    | .268 | 20-26   | .769 | 5-37    | 42-3.0   | 29-0  | 42  | 30  | 2   | 17 | 179-12.8 |
| Hines, Shaquille    | 14-14 | 489-34.9 | 69-143  | .483 | 0-6      | .000 | 18-24   | .750 | 26-59   | 85-6.1   | 37-1  | 11  | 25  | 5   | 11 | 156-11.1 |
| Kimasa, Dan         | 14-14 | 410-29.3 | 32-76   | .421 | 0-0      | .000 | 23-40   | .575 | 22-62   | 84-6.0   | 31-0  | 7   | 16  | 24  | 9  | 87-6.2   |
| Osborne, Everett    | 14-2  | 192-13.7 | 20-52   | .385 | 6-20     | .300 | 17-22   | .773 | 3-8     | 11-0.8   | 13-0  | 5   | 15  | 1   | 3  | 63-4.5   |
| Watson, Elijah      | 14-10 | 316-22.6 | 14-37   | .378 | 0-5      | .000 | 15-31   | .484 | 9-19    | 28-2.0   | 34-0  | 52  | 29  | 0   | 7  | 43-3.1   |
| Hobbs, Isaiah       | 13-1  | 122-9.4  | 8-21    | .381 | 0-6      | .000 | 9-11    | .818 | 5-10    | 15-1.2   | 17-0  | 3   | 11  | 0   | 5  | 25-1.9   |
| McDonald, Moe       | 10-0  | 107-10.7 | 2-20    | .100 | 2-16     | .125 | 5-9     | .556 | 0-7     | 7-0.7    | 6-0   | 9   | 5   | 0   | 2  | 11-1.1   |
| Bigum, Andreas      | 14-2  | 146-10.4 | 3-12    | .250 | 0-0      | .000 | 3-8     | .375 | 6-7     | 13-0.9   | 29-0  | 5   | 10  | 3   | 1  | 9-0.6    |
| Pistokache, Joaquin | 2-0   | 9-4.5    | 0-1     | .000 | 0-0      | .000 | 0-0     | .000 | 0-0     | 0-0.0    | 1-0   | 0   | 0   | 0   | 1  | 0-0.0    |
| TEAM                |       |          |         |      |          |      |         |      | 35-18   | 53-3.8   | 1     |     | 4   |     |    |          |
| Total               | 14    |          | 281-690 | .407 | 50-193   | .259 | 176-244 | .721 | 141-278 | 419-29.9 | 240-2 | 167 | 181 | 38  | 74 | 788-56.3 |
| Opponents           | 14    |          | 325-721 | .451 | 85-251   | .339 | 184-253 | .727 | 161-304 | 465-33.2 | 242-5 | 185 | 159 | 41  | 99 | 919-65.6 |

## 2014-15 RESULTS

| Date    | Opponent             | Result   | Date    | Opponent                 | Result   | Date     | Opponent                             | Result   |
|---------|----------------------|----------|---------|--------------------------|----------|----------|--------------------------------------|----------|
| Nov. 14 | Wayland Baptist      | W, 88-80 | Dec. 30 | at Duquesne              | L, 72-78 | Feb. 12  | *Bakersfield                         | L, 54-66 |
| Nov. 17 | at UTSA              | W, 63-62 | Jan. 2  | at Kent State            | L, 54-74 | Feb. 14  | *Seattle U                           | W, 68-57 |
| Nov. 22 | Texas A&M-Kingsville | W, 82-77 | Jan. 7  | Our Lady of the Lake     | W, 87-78 | Feb. 19  | *at Grand Canyon                     | L, 59-64 |
| Nov. 26 | !at Utah             | L, 48-85 | Jan. 10 | *Chicago State           | W, 64-59 | Feb. 21  | *at Utah Valley                      | L, 49-72 |
| Nov. 28 | !vs. Alabama State   | L, 79-91 | Jan. 12 | UTSA                     | L, 43-68 | March 4  | *New Mexico State                    | L, 48-69 |
| Nov. 29 | !vs. North Dakota    | W, 78-60 | Jan. 15 | *at Seattle U            | L, 47-70 | March 7  | *Missouri-Kansas City                | W, 53-51 |
| Dec. 4  | at Houston           | L, 58-72 | Jan. 17 | *at Bakersfield          | L, 53-66 | March 12 | #vs. No. 2 Missouri-Kansas City      | L, 61-70 |
| Dec. 6  | at Sam Houston State | L, 59-78 | Jan. 22 | *Utah Valley             | L, 54-72 |          |                                      |          |
| Dec. 13 | Lamar                | W, 66-60 | Jan. 24 | *Grand Canyon            | W, 73-72 |          | ! – Utah Tournament (Salt Lake City) |          |
| Dec. 17 | at Saint Louis       | L, 69-75 | Jan. 31 | *at New Mexico State     | L, 48-53 |          | * – WAC Game                         |          |
| Dec. 19 | at Creighton         | L, 60-75 | Feb. 5  | *at Missouri-Kansas City | L, 45-70 |          | # – WAC Tournament (Las Vegas)       |          |
| Dec. 21 | at Omaha             | L, 72-77 | Feb. 7  | *at Chicago State        | L, 73-78 |          |                                      |          |



# Utah Valley Wolverines



**Dr. Matthew Holland**  
President



**Dr. Jason Slack**  
Faculty Representative



**Vince Otoupal**  
Director of Athletics



**Megan Kennedy**  
Associate AD/SWA



**Jason Erickson**  
MBB Contact

## QUICK FACTS

Location ..... Orem, Utah  
 Joined WAC ..... July 1, 2013  
 Enrollment ..... 31,331  
 Founded ..... 1941  
 Nickname ..... Wolverines  
 Colors ..... Green and White  
 President ..... Dr. Matthew Holland  
 Director of Athletics ..... Vince Otoupal  
 Athletic Department ..... (801) 863-8998  
 Ticket Office ..... (801) 863-7469  
 Website ..... www.wolverinegreen.com

## BASKETBALL INFO

Head Coach ..... Mark Pope  
 Basketball Office ..... (801) 863-8998

School's All-Time Record ..... 783-514 (.604), 42 years  
 School's All-Time WAC Record ..... 18-12 (.600), two years  
 WAC Regular-Season Titles ..... 1 (2014)  
 WAC Tournament Titles ..... 0  
 Last WAC Tournament Title ..... N/A

2014-15 Record ..... 11-19 (.367)  
 2014-15 WAC Record ..... 5-9 (6th)

Arena ..... UCCU Center (8,500)  
 Arena Record ..... 136-33 (.805)/11 years

NCAA Appearances ..... 0  
 NCAA Record ..... 0-0  
 NIT Appearances ..... 1 (Last: 2014)  
 NIT Record ..... 0-1 (.000)  
 CIT Appearances ..... 1 (Last: 2012)  
 CIT Record ..... 0-1 (.000)

Starters Returning/Lost ..... 1/4  
 Letterwinners Returning/Lost ..... 5/5

## 2015-16 SCHEDULE

| Date        | Opponent                       | Time      |
|-------------|--------------------------------|-----------|
| Nov. 13     | at Brigham Young               | 7 p.m.    |
| Nov. 14     | Great Falls                    | 7 p.m.    |
| Nov. 18     | at Denver                      | 7 p.m.    |
| Nov. 20     | Antelope Valley                | 7 p.m.    |
| Nov. 24     | at Utah State                  | 7 p.m.    |
| Nov. 28     | UC Davis                       | 7 p.m.    |
| Dec. 1      | Montana State (WDN)            | 7 p.m.    |
| Dec. 5      | Southern Utah (WDN)            | 7 p.m.    |
| Dec. 9      | Weber State (WDN)              | 7 p.m.    |
| Dec. 12     | at Idaho State                 | 7 p.m.    |
| Dec. 19     | at UTSA                        | 4 p.m.    |
| Dec. 22     | !vs. UNC Wilmington            | 6:15 p.m. |
| Dec. 23     | !at Louisville (ESPNU)         | 7 p.m.    |
| Dec. 28     | at Saint Mary's                | 7 p.m.    |
| Jan. 2      | San Diego Christian            | 7 p.m.    |
| Jan. 7      | *NM State (ASN)                | 7 p.m.    |
| Jan. 9      | *UT Rio Grande Valley          | 7 p.m.    |
| Jan. 16     | *at Grand Canyon (WDN)         | 7 p.m.    |
| Jan. 21     | *at Missouri-Kansas City (WDN) | 7 p.m.    |
| Jan. 23     | *at Chicago State              | 2 p.m.    |
| Jan. 28     | *Seattle U (WDN)               | 7 p.m.    |
| Jan. 30     | *CSU Bakersfield               | 7 p.m.    |
| Feb. 4      | *at UT Rio Grande Valley (WDN) | 7 p.m.    |
| Feb. 6      | *at NM State (WDN)             | 7 p.m.    |
| Feb. 13     | *at CSU Bakersfield (ASN)      | 7 p.m.    |
| Feb. 18     | *Chicago State                 | 7 p.m.    |
| Feb. 20     | *Missouri-Kansas City (WDN)    | 7 p.m.    |
| Feb. 27     | *at Seattle U                  | 7 p.m.    |
| March 5     | *Grand Canyon (ASN)            | 2 p.m.    |
| March 10-12 | WAC Tournament<br>(Las Vegas)  |           |

! – Billy Minardi Classic (Louisville, Ky.)

\* – WAC game

WDN – game will air on the WAC Digital Network

ASN – game will air on the American Sports Network

All times local to site/subject to change

## NOTABLES

- Mark Pope becomes just the second coach of Utah Valley's 12-year Division I era and eighth coach in the program's 42-year history. Pope previously served as an assistant coach at Brigham Young for the past four seasons.
- Marcel Davis returns as the lone starter from last year's squad. He led the WAC in assists at 4.1 per game and led the Wolverines with 28 steals last year. He also ranked fourth on the team in scoring at 8.4 points a contest.
- Utah Valley welcomes nine newcomers to this year's squad, six of whom will be eligible to play this season.
- The Mark Pope era of UVU basketball will begin on Nov. 13 when the Wolverines travel up University Parkway to play Brigham Young in the 2015-16 season opener. Utah Valley's non-conference slate features 15 games, including seven at home.
- The 2015-16 schedule is highlighted by games at BYU, Utah State, Louisville and Saint Mary's. UVU's game at Louisville on Dec. 23 will be broadcast on ESPNU.
- The Wolverines finished sixth in the WAC standings last season with a 5-9 record, while the team recorded an 11-18 overall record. UVU dropped a 55-40 decision to CSU Bakersfield in the quarterfinals of the WAC Tournament.
- Head Coach Mark Pope's new staff includes assistant coaches Cody Fueger, Chris Burgess and Eric Daniels. Fueger was most recently the director of operations at BYU. Burgess comes to UVU after working as an assistant coach at Indian Hills Community College. Daniels joins UVU after spending last season as a video analyst on the basketball operations staff for the Orlando Magic.



# Utah Valley Wolverines



## HEAD COACH MARK POPE FILE

**Alma Mater** ..... Kentucky, 1996  
**Overall Record** ..... 0-0 (.000), first year  
**School Record** ..... 0-0 (.000), first year  
**WAC Record** ..... 0-0 (.000), first year



## COACHING CAREER

2010-11 Wake Forest, Assistant Coach  
 2011-15 Brigham Young, Assistant Coach

- Mark Pope begins his first season at the helm of the Utah Valley men's basketball program. He joins UVU after serving as an assistant coach at Brigham Young for the past four seasons.
- At BYU, he helped the Cougars to a 98-43 record with three NCAA Tournament appearances and a trip to the semifinals of the NIT.
- Prior to that, Pope worked as an assistant coach at Wake Forest under Jeff Bzdelik. He was also the director of basketball operations at Georgia under Mark Fox.
- As a player, Pope helped Kentucky claim the 1996 NCAA National Championship under head coach Rick Pitino.
- He enjoyed a nine-year professional career that included seven seasons in the NBA and two years in Turkey.
- Pope played two seasons under head coach Larry Bird and helped the team to the 1998 Eastern Conference Finals. He also spent two seasons with the Milwaukee Bucks under head coach George Karl. Pope started 45 games for the Bucks and helped the team reach the Eastern Conference Finals in 2001. He also played for the New York Knicks before wrapping up his career with the Denver Nuggets (2003-05).
- Pope spent three years in medical school at Columbia University in New York.



## ASSISTANT COACHES



**Chris Burgess**  
*Utah '02*  
 First Year



**Eric Daniels**  
*Johnson & Wales '08*  
 First Year



**Cody Fueger**  
*Utah, '06*  
 First Year





# Utah Valley Wolverines



2015-16 ROSTER

| No. | Name              | Pos. | Ht.  | Wt. | Yr.   | Hometown (Last School)                 |
|-----|-------------------|------|------|-----|-------|--|
| 0   | Marcel Davis      | G    | 6-2  | 180 | Sr.   | American Fork, Utah (Utah State)       |
| 1   | Hayes Garrity     | G    | 6-1  | 185 | Jr.   | Beaverton, Ore. (Big Bend CC)          |
| 2   | Jaden Jackson     | G    | 6-2  | 185 | Sr.   | Salt Lake City, Utah (Salt Lake CC)    |
| 3   | Telly Davenport   | G    | 6-3  | 180 | Fr.   | Idaho Falls, Idaho (Bonneville)        |
| 4   | Darrious Hamilton | F    | 6-9  | 245 | Sr.   | San Antonio, Texas (Arizona Western)   |
| 5   | Hayden Schenck    | G    | 6-4  | 195 | R-Fr. | Eden, Utah (Salt Lake CC)              |
| 10  | Jordan Poydras    | G    | 6-3  | 185 | R-Sr. | Los Angeles, Calif. (St. Cloud State)  |
| 11  | Konner Frey       | F    | 6-6  | 215 | Jr.   | Bountiful, Utah (Utah State)           |
| 13  | Ivory Young       | G    | 6-3  | 185 | Jr.   | Houston, Texas (Navarro College)       |
| 14  | Cory Cardwell     | G    | 6-2  | 180 | Sr.   | Riverton, Utah (Riverton)              |
| 15  | Josh Pollard      | G    | 6-5  | 205 | So.   | Orem, Utah (Kansas)                    |
| 21  | Zach Nelson       | F    | 6-7  | 220 | Jr.   | Yuba City, Calif. (Yuba City)          |
| 22  | Isaac Neilson     | F    | 6-11 | 245 | RS    | Mission Viejo, Calif. (Brigham Young)  |
| 23  | Brandon Randolph  | G    | 6-2  | 190 | RS    | Inglewood, Calif. (Xavier)             |
| 24  | Alex Carr         | G    | 6-3  | 200 | Sr.   | Birmingham, Ala. (Wabash Valley)       |
| 25  | Tyler Ott         | F    | 6-5  | 200 | So.   | St. George, Utah (UC Davis)            |
| 33  | Dayon Goodman     | F    | 6-7  | 200 | So.   | Salt Lake City, Utah (Kearns)          |
| 42  | Andrew Bastien    | C    | 6-9  | 235 | Jr.   | Tustin, Calif. (Irvine Valley College) |
| 45  | Leland Miller     | C    | 7-2  | 245 | Sr.   | Hurricane, Utah (USU-Eastern)          |

## TEAM PROFILE

| Top Returnees | Pts. | Rebs. | Asts. |
|---------------|------|-------|-------|
| Marcel Davis  | 8.4  | 3.6   | 4.1   |
| Jaden Jackson | 5.4  | 1.5   | 1.4   |

| Key Losses     | Pts. | Rebs. | Asts. |
|----------------|------|-------|-------|
| Mitch Bruneel  | 11.6 | 6.0   | 1.0   |
| Donte Williams | 10.6 | 2.7   | 1.6   |



### ALEX CARR | G, 6-3, 200, Sr.

Saw action in all 30 games for the Wolverines last season, averaging 1.2 points and 1.3 rebounds per game ... scored a career-high six points at Arkansas on Jan. 3, knocking down a pair of three-pointers against the Razorbacks ... dished out a career-high three assists at Grand Canyon on Feb. 14 ... earned Academic All-WAC honors ... played his sophomore season at Wabash Valley College, where he played in 31 games with 29 starts and averaged 8.5 points and 2.1 rebounds a contest ... hit 62 three-pointers during the season, recording a 42.2 percent clip from long range ... played his freshman season (2011-12) at Louisiana Tech, where he saw action in 16 games.

#### CAREER STATISTICS

| Year          | GP-GS       | Pts.-Avg.     | Reb.      | Ast.      | Stl.     |
|---------------|-------------|---------------|-----------|-----------|----------|
| 2014-15       | 30-2        | 36-1.7        | 40        | 14        | 9        |
| <b>Totals</b> | <b>30-2</b> | <b>36-1.7</b> | <b>40</b> | <b>14</b> | <b>9</b> |

## MEDIA INFORMATION

### SPORTS INFORMATION

**Director** ..... Clint Burgi  
**MBB Contact** ..... Jason Erickson  
**Address** ..... 800 W. University Parkway  
 Orem, UT 84058-5999  
**Office Number** ..... (801) 863-5451  
**Cell Number** ..... (303) 946-6774  
**E-Mail** ..... jason.erickson@uvu.edu  
**Fax Number** ..... (801) 863-8813  
**Press Row** ..... (801) 863-5209

### MEDIA OUTLETS

**The Daily Herald** ..... Neil Warner  
 nwarner@heraldextra.com  
**UVU Review** ..... Kyle McDonald  
 kyleuvu2014@gmail.com  
**Salt Lake Tribune** ..... Steve Luhm  
 luhm@sltrib.com  
**Deseret News** ..... Kent Condon  
 kcondon@deseretnews.com  
**KUTV 2 (CBS)** ..... Dave Fox  
 DFox@KUTV2.com  
**ABC 4 TV** ..... Wes Ruff  
 Wesley@ABC4.tv  
**KSL TV (NBC)** ..... Rod Zundel  
 rzundel@KSL.com



### MARCEL DAVIS | G, 6-2, 180, Sr.

Played in all 30 of Utah Valley's games with 29 starts last year ... led the team and the WAC in assists (4.1) and ranked fourth on the team in scoring (8.4) ... scored a season-high 20 points on two occasions – against Grand Canyon on Jan. 15 and against Texas-Pan American on Feb. 21 ... dished out a career-high eight assists against Saint Katherine on Feb. 9 and against NM State on Feb. 19 ... scored in double figures 10 times ... transferred to UVU from Utah State, where he played the 2012-13 and 2013-14 seasons ... averaged 3.5 points, 2.7 assists and 1.6 rebounds during his sophomore campaign ... averaged 7.1 points, 3.3 assists and 2.1 rebounds during his freshman season.

#### CAREER STATISTICS

| Year          | GP-GS        | Pts.-Avg.      | Reb.       | Ast.       | Stl.      |
|---------------|--------------|----------------|------------|------------|-----------|
| 2014-15       | 30-29        | 252-8.4        | 107        | 123        | 28        |
| <b>Totals</b> | <b>30-29</b> | <b>252-8.4</b> | <b>107</b> | <b>123</b> | <b>28</b> |

PLAYERS TO WATCH



### HAYES GARRITY | G, 6-1, 185, Jr.

Returns to the UVU lineup after taking off last season with a medical redshirt ... played in all 32 games in 2013-14, helping the team to a WAC regular-season title and a first-ever appearance in the NIT ... ranked fifth on the team in scoring (8.7) ... scored a game-high 18 points at Tennessee Tech on Nov. 30 and against Missouri-Kansas City on Jan. 23 ... played the 2010-11 season at Big Bend CC (Wash.) prior to serving an LDS mission ... named East Region MVP in the Northwest Athletic Association of Community Colleges (NWAACC) after averaging 21.5 points per game, ranking third in the league ... also ranked third in both steals and assists in the NWAACC.

#### CAREER STATISTICS

| Year          | GP-GS       | Pts.-Avg.      | Reb.      | Ast.      | Stl.      |
|---------------|-------------|----------------|-----------|-----------|-----------|
| 2013-14       | 32-0        | 278-8.7        | 85        | 51        | 16        |
| <b>Totals</b> | <b>32-0</b> | <b>278-8.7</b> | <b>85</b> | <b>51</b> | <b>16</b> |

**FOX 13** ..... Jeff Rhineer  
 jeff.rhineer@fox13now.com



# Utah Valley Wolverines



## 2014-15 STATISTICS

**All Games: 11-19    Home: 8-5    Road: 3-13    Neutral: 0-1**

| Player             | GP-GS | Min-Avg  | FG-FGA   | Pct  | 3FG-3FGA | Pct  | FT-FTA  | Pct   | Off-Def | Rebs-Avg | PF-FO | Ast | TO  | Blk | St  | Pts-Avg   |
|--------------------|-------|----------|----------|------|----------|------|---------|-------|---------|----------|-------|-----|-----|-----|-----|-----------|
| Bruneel, Mitch     | 29-28 | 971-33.5 | 124-248  | .500 | 21-74    | .284 | 67-98   | .684  | 82-93   | 175-6.0  | 53-0  | 28  | 47  | 4   | 20  | 336-11.6  |
| Nelson, Zach       | 30-28 | 901-30.0 | 124-267  | .464 | 42-126   | .333 | 40-57   | .702  | 45-138  | 183-6.1  | 77-0  | 67  | 72  | 35  | 21  | 330-11.0  |
| Williams, Donte    | 30-28 | 809-27.0 | 91-253   | .360 | 42-141   | .298 | 94-116  | .810  | 1-79    | 80-2.7   | 55-0  | 47  | 50  | 8   | 13  | 318-10.6  |
| Davis, Marcel      | 30-29 | 916-30.5 | 87-211   | .412 | 16-46    | .348 | 62-97   | .639  | 15-92   | 107-3.6  | 66-2  | 123 | 75  | 3   | 28  | 252-8.4   |
| Jackson, Jaden     | 30-1  | 537-17.9 | 58-177   | .328 | 24-87    | .276 | 23-32   | .719  | 6-39    | 45-1.5   | 37-0  | 41  | 22  | 0   | 17  | 163-5.4   |
| Evans, Brenden     | 27-14 | 527-19.5 | 53-128   | .414 | 2-5      | .400 | 30-46   | .652  | 46-53   | 99-3.7   | 79-3  | 26  | 31  | 4   | 11  | 138-5.1   |
| Ross, Chad         | 19-1  | 234-12.3 | 24-57    | .421 | 7-18     | .389 | 8-15    | .533  | 9-30    | 39-2.1   | 37-0  | 10  | 20  | 1   | 6   | 63-3.3    |
| Robison, Eli       | 21-1  | 113-5.4  | 9-31     | .290 | 4-15     | .267 | 7-8     | .875  | 9-12    | 21-1.0   | 5-0   | 3   | 6   | 0   | 2   | 29-1.4    |
| Goodman, Dayon     | 16-1  | 102-6.4  | 8-21     | .381 | 0-0      | .000 | 5-11    | .455  | 11-17   | 28-1.8   | 6-0   | 5   | 6   | 2   | 3   | 21-1.3    |
| Carr, Alex         | 30-2  | 386-12.9 | 13-55    | .236 | 9-40     | .225 | 1-4     | .250  | 3-37    | 40-1.3   | 40-0  | 14  | 12  | 2   | 9   | 36-1.2    |
| Hamilton, Darrious | 25-2  | 173-6.9  | 10-39    | .256 | 0-0      | .000 | 9-13    | .692  | 7-19    | 26-1.0   | 21-0  | 5   | 13  | 4   | 0   | 29-1.2    |
| Gubler, Boston     | 27-14 | 252-9.3  | 11-37    | .297 | 0-0      | .000 | 7-13    | .538  | 15-32   | 47-1.7   | 29-1  | 11  | 19  | 6   | 3   | 29-1.1    |
| Cardwell, Cory     | 14-1  | 73-5.2   | 4-16     | .250 | 2-14     | .143 | 4-4     | 1.000 | 0-6     | 6-0.4    | 12-0  | 7   | 5   | 0   | 1   | 14-1.0    |
| Miller, Leland     | 2-0   | 5-2.5    | 0-0      | .000 | 0-0      | .000 | 0-0     | .000  | 0-0     | 0-0.0    | 1-0   | 0   | 0   | 0   | 0   | 0-0.0     |
| TEAM               |       |          |          |      |          |      |         |       | 48-45   | 93-3.2   | 1     |     | 7   |     |     |           |
| Total              | 30    |          | 616-1540 | .400 | 169-566  | .299 | 357-514 | .695  | 297-692 | 989-33.0 | 519-6 | 387 | 385 | 69  | 134 | 1758-58.6 |
| Opponents          | 30    |          | 673-1562 | .431 | 182-540  | .337 | 395-555 | .712  | 283-715 | 998-33.3 | 523-8 | 347 | 334 | 107 | 205 | 1923-64.1 |

**WAC Games: 5-9    Home: 4-3    Road: 1-6**

| Player             | GP-GS | Min-Avg  | FG-FGA  | Pct  | 3FG-3FGA | Pct  | FT-FTA  | Pct  | Off-Def | Rebs-Avg | PF-FO | Ast | TO  | Blk | St | Pts-Avg  |
|--------------------|-------|----------|---------|------|----------|------|---------|------|---------|----------|-------|-----|-----|-----|----|----------|
| Nelson, Zach       | 14-14 | 453-32.4 | 70-145  | .483 | 25-69    | .362 | 20-28   | .714 | 27-68   | 95-6.8   | 39-0  | 39  | 33  | 20  | 14 | 185-13.2 |
| Williams, Donte    | 14-14 | 409-29.2 | 50-131  | .382 | 25-78    | .321 | 48-56   | .857 | 0-40    | 40-2.9   | 27-0  | 22  | 19  | 5   | 5  | 173-12.4 |
| Bruneel, Mitch     | 14-14 | 491-35.1 | 59-119  | .496 | 15-48    | .313 | 24-35   | .686 | 39-48   | 87-6.2   | 29-0  | 10  | 24  | 1   | 11 | 157-11.2 |
| Davis, Marcel      | 14-14 | 434-31.0 | 46-106  | .434 | 9-25     | .360 | 26-41   | .634 | 8-40    | 48-3.4   | 23-0  | 61  | 27  | 2   | 8  | 127-9.1  |
| Jackson, Jaden     | 14-0  | 236-16.9 | 28-86   | .326 | 11-42    | .262 | 12-15   | .800 | 4-13    | 17-1.2   | 22-0  | 20  | 9   | 0   | 6  | 79-5.6   |
| Evans, Brenden     | 12-1  | 233-19.4 | 21-52   | .404 | 1-3      | .333 | 14-18   | .778 | 28-15   | 43-3.6   | 35-2  | 16  | 11  | 2   | 4  | 57-4.8   |
| Ross, Chad         | 4-0   | 36-9.0   | 2-7     | .286 | 1-3      | .333 | 2-6     | .333 | 1-3     | 4-1.0    | 6-0   | 2   | 2   | 0   | 1  | 7-1.8    |
| Gubler, Boston     | 14-11 | 165-11.8 | 7-27    | .259 | 0-0      | .000 | 6-11    | .545 | 10-23   | 33-2.4   | 19-0  | 8   | 10  | 3   | 1  | 20-1.4   |
| Hamilton, Darrious | 11-2  | 91-8.3   | 3-14    | .214 | 0-0      | .000 | 6-8     | .750 | 3-13    | 16-1.5   | 14-0  | 2   | 7   | 3   | 0  | 12-1.1   |
| Carr, Alex         | 14-0  | 167-11.9 | 3-19    | .158 | 2-16     | .125 | 0-0     | .000 | 2-10    | 12-0.9   | 21-0  | 10  | 6   | 1   | 4  | 8-0.6    |
| Cardwell, Cory     | 7-0   | 18-2.6   | 1-4     | .250 | 1-4      | .250 | 0-0     | .000 | 0-2     | 2-0.3    | 2-0   | 0   | 2   | 0   | 0  | 3-0.4    |
| Goodman, Dayon     | 10-0  | 51-5.1   | 1-7     | .143 | 0-0      | .000 | 2-4     | .500 | 6-6     | 12-1.2   | 4-0   | 2   | 3   | 1   | 1  | 4-0.4    |
| Robison, Eli       | 9-0   | 16-1.8   | 1-2     | .500 | 0-0      | .000 | 0-0     | .000 | 1-1     | 2-0.2    | 0-0   | 0   | 0   | 0   | 0  | 2-0.2    |
| TEAM               |       |          |         |      |          |      |         |      | 19-19   | 38-2.9   | 1     |     | 4   |     |    |          |
| Total              | 14    |          | 292-719 | .406 | 90-288   | .313 | 160-222 | .721 | 148-301 | 449-32.1 | 242-2 | 192 | 157 | 38  | 55 | 834-59.6 |
| Opponents          | 14    |          | 315-720 | .438 | 75-222   | .338 | 192-267 | .719 | 144-312 | 456-32.6 | 234-4 | 167 | 133 | 39  | 91 | 897-64.1 |

## 2014-15 RESULTS

| Date    | Opponent              | Result   | Date    | Opponent              | Result   | Date     | Opponent                | Result                         |
|---------|-----------------------|----------|---------|-----------------------|----------|----------|-------------------------|--------------------------------|
| Nov. 14 | South Dakota          | W, 60-52 | Dec. 27 | Sacramento State      | L, 49-74 | Feb. 9   | St. Katherine           | W, 77-55                       |
| Nov. 17 | at Eastern Washington | L, 50-75 | Dec. 30 | Bristol               | W, 83-50 | Feb. 14  | at Grand Canyon         | L, 57-83                       |
| Nov. 22 | at Southern Utah      | W, 85-75 | Jan. 3  | at Arkansas           | L, 46-79 | Feb. 19  | New Mexico State        | L, 38-51                       |
| Nov. 26 | at Idaho State        | W, 60-57 | Jan. 10 | Seattle U             | W, 70-52 | Feb. 21  | Texas-Pan American      | W, 72-49                       |
| Nov. 29 | at UC Davis           | L, 42-64 | Jan. 15 | Grand Canyon          | L, 74-83 | Feb. 26  | at Missouri-Kansas City | L, 50-69                       |
| Dec. 1  | at Sacramento State   | L, 56-65 | Jan. 22 | at Texas-Pan American | W, 72-54 | Feb. 28  | at Chicago State        | L, 44-65                       |
| Dec. 6  | at Montana State      | L, 60-68 | Jan. 24 | at New Mexico State   | L, 44-69 | March 7  | Bakersfield             | W, 74-69                       |
| Dec. 9  | at No. 3 Arizona      | L, 57-86 | Jan. 29 | Chicago State         | W, 78-62 | March 12 | #vs. No. 4 Bakersfield  | L, 40-55                       |
| Dec. 13 | Utah State            | L, 47-50 | Jan. 31 | Missouri-Kansas City  | L, 59-66 |          |                         |                                |
| Dec. 20 | at Weber State        | L, 61-73 | Feb. 5  | at Bakersfield        | L, 69-72 |          |                         | * – WAC Game                   |
| Dec. 23 | Idaho State           | W, 51-47 | Feb. 7  | at Seattle U          | L, 33-53 |          |                         | # – WAC Tournament (Las Vegas) |

# 2014-15 Team Statistics – All Games

## SCORING OFFENSE

| # Team                  | G  | W-L   | Pts  | Avg/G |
|-------------------------|----|-------|------|-------|
| 1. Grand Canyon         | 32 | 17-15 | 2198 | 68.7  |
| 2. New Mexico State     | 34 | 23-11 | 2316 | 68.1  |
| 3. Missouri-Kansas City | 33 | 14-19 | 2164 | 65.6  |
| 4. Bakersfield          | 33 | 14-19 | 2100 | 63.6  |
| 5. Seattle U            | 34 | 18-16 | 2123 | 62.4  |
| 6. Texas-Pan American   | 31 | 10-21 | 1927 | 62.2  |
| 7. Utah Valley          | 30 | 11-19 | 1758 | 58.6  |
| 8. Chicago State        | 32 | 8-24  | 1855 | 58.0  |

## SCORING DEFENSE

| # Team                  | G  | Pts  | Avg/G |
|-------------------------|----|------|-------|
| 1. New Mexico State     | 34 | 2033 | 59.8  |
| 2. Bakersfield          | 33 | 2028 | 61.5  |
| 3. Seattle U            | 34 | 2095 | 61.6  |
| 4. Utah Valley          | 30 | 1923 | 64.1  |
| 5. Chicago State        | 32 | 2115 | 66.1  |
| 6. Missouri-Kansas City | 33 | 2202 | 66.7  |
| 7. Grand Canyon         | 32 | 2188 | 68.4  |
| 8. Texas-Pan American   | 31 | 2179 | 70.3  |

## SCORING MARGIN

| # Team                  | G  | OFF  | DEF  | Margin |
|-------------------------|----|------|------|--------|
| 1. New Mexico State     | 34 | 68.1 | 59.8 | +8.3   |
| 2. Bakersfield          | 33 | 63.6 | 61.5 | +2.2   |
| 3. Seattle U            | 34 | 62.4 | 61.6 | +0.8   |
| 4. Grand Canyon         | 32 | 68.7 | 68.4 | +0.3   |
| 5. Missouri-Kansas City | 33 | 65.6 | 66.7 | -1.2   |
| 6. Utah Valley          | 30 | 58.6 | 64.1 | -5.5   |
| 7. Chicago State        | 32 | 58.0 | 66.1 | -8.1   |
| 8. Texas-Pan American   | 31 | 62.2 | 70.3 | -8.1   |

## FREE THROW PERCENTAGE

| # Team                  | G  | FTM | FTA | Pct  |
|-------------------------|----|-----|-----|------|
| 1. Bakersfield          | 33 | 484 | 669 | .723 |
| 2. Grand Canyon         | 32 | 482 | 674 | .715 |
| 3. Utah Valley          | 30 | 357 | 514 | .695 |
| 4. New Mexico State     | 34 | 535 | 771 | .694 |
| 5. Missouri-Kansas City | 33 | 502 | 724 | .693 |
| 6. Texas-Pan American   | 31 | 441 | 652 | .676 |
| 7. Chicago State        | 32 | 343 | 514 | .667 |
| 8. Seattle U            | 34 | 407 | 612 | .665 |

## FIELD GOAL PERCENTAGE

| # Team                  | G  | FG  | FGA  | Pct  |
|-------------------------|----|-----|------|------|
| 1. New Mexico State     | 34 | 808 | 1748 | .462 |
| 2. Grand Canyon         | 32 | 759 | 1683 | .451 |
| 3. Seattle U            | 34 | 740 | 1674 | .442 |
| 4. Texas-Pan American   | 31 | 678 | 1610 | .421 |
| 5. Bakersfield          | 33 | 715 | 1703 | .420 |
| 6. Missouri-Kansas City | 33 | 723 | 1776 | .407 |
| 7. Utah Valley          | 30 | 616 | 1540 | .400 |
| 8. Chicago State        | 32 | 659 | 1747 | .377 |

## FIELD GOAL PERCENTAGE DEFENSE

| # Team                  | G  | FG  | FGA  | Pct  |
|-------------------------|----|-----|------|------|
| 1. Seattle U            | 34 | 715 | 1801 | .397 |
| 2. Bakersfield          | 33 | 647 | 1572 | .412 |
| 3. New Mexico State     | 34 | 754 | 1775 | .425 |
| 4. Utah Valley          | 30 | 673 | 1562 | .431 |
| 5. Texas-Pan American   | 31 | 772 | 1754 | .440 |
| 6. Grand Canyon         | 32 | 788 | 1790 | .440 |
| 7. Chicago State        | 32 | 687 | 1542 | .446 |
| 8. Missouri-Kansas City | 33 | 768 | 1705 | .450 |

## THREE-POINT FIELD GOAL PERCENTAGE

| # Team                  | G  | FG  | FGA | Pct  |
|-------------------------|----|-----|-----|------|
| 1. Seattle U            | 34 | 236 | 609 | .388 |
| 2. New Mexico State     | 34 | 165 | 450 | .367 |
| 3. Bakersfield          | 33 | 186 | 554 | .336 |
| 4. Grand Canyon         | 32 | 198 | 594 | .333 |
| 5. Missouri-Kansas City | 33 | 216 | 649 | .333 |
| 6. Chicago State        | 32 | 194 | 644 | .301 |
| 7. Texas-Pan American   | 31 | 130 | 433 | .300 |
| 8. Utah Valley          | 30 | 169 | 566 | .299 |

## THREE-POINT FIELD GOAL PERCENTAGE DEFENSE

| # Team                  | G  | FG  | FGA | Pct  |
|-------------------------|----|-----|-----|------|
| 1. New Mexico State     | 34 | 129 | 422 | .306 |
| 2. Seattle U            | 34 | 236 | 728 | .324 |
| 3. Grand Canyon         | 32 | 175 | 533 | .328 |
| 4. Utah Valley          | 30 | 182 | 540 | .337 |
| 5. Missouri-Kansas City | 33 | 207 | 604 | .343 |
| 6. Texas-Pan American   | 31 | 220 | 637 | .345 |
| 7. Bakersfield          | 33 | 220 | 606 | .363 |
| 8. Chicago State        | 32 | 224 | 595 | .376 |

## REBOUNDING OFFENSE

| # Team                  | G  | Reb  | Avg/G |
|-------------------------|----|------|-------|
| 1. New Mexico State     | 34 | 1199 | 35.3  |
| 2. Bakersfield          | 33 | 1143 | 34.6  |
| 3. Seattle U            | 34 | 1151 | 33.9  |
| 4. Utah Valley          | 30 | 989  | 33.0  |
| 5. Chicago State        | 32 | 1049 | 32.8  |
| 6. Texas-Pan American   | 31 | 1004 | 32.4  |
| 7. Grand Canyon         | 32 | 1016 | 31.8  |
| 8. Missouri-Kansas City | 33 | 1035 | 31.4  |

## REBOUNDING DEFENSE

| # Team                  | G  | Reb  | Avg/G |
|-------------------------|----|------|-------|
| 1. New Mexico State     | 34 | 983  | 28.9  |
| 2. Bakersfield          | 33 | 982  | 29.8  |
| 3. Seattle U            | 34 | 1018 | 29.9  |
| 4. Utah Valley          | 30 | 998  | 33.3  |
| 5. Chicago State        | 32 | 1104 | 34.5  |
| 6. Grand Canyon         | 32 | 1126 | 35.2  |
| 7. Missouri-Kansas City | 33 | 1173 | 35.5  |
| 8. Texas-Pan American   | 31 | 1120 | 36.1  |

## REBOUNDING MARGIN

| # Team                  | G  | Reb  | Avg  | Opp  | Avg  | Margin |
|-------------------------|----|------|------|------|------|--------|
| 1. New Mexico State     | 34 | 1199 | 35.3 | 983  | 28.9 | +6.4   |
| 2. Bakersfield          | 33 | 1143 | 34.6 | 982  | 29.8 | +4.9   |
| 3. Seattle U            | 34 | 1151 | 33.9 | 1018 | 29.9 | +3.9   |
| 4. Utah Valley          | 30 | 989  | 33.0 | 998  | 33.3 | -0.3   |
| 5. Chicago State        | 32 | 1049 | 32.8 | 1104 | 34.5 | -1.7   |
| 6. Grand Canyon         | 32 | 1016 | 31.8 | 1126 | 35.2 | -3.4   |
| 7. Texas-Pan American   | 31 | 1004 | 32.4 | 1120 | 36.1 | -3.7   |
| 8. Missouri-Kansas City | 33 | 1035 | 31.4 | 1173 | 35.5 | -4.2   |

## BLOCKED SHOTS

| # Team                  | G  | Blocks | Avg/G |
|-------------------------|----|--------|-------|
| 1. New Mexico State     | 34 | 124    | 3.65  |
| 2. Missouri-Kansas City | 33 | 111    | 3.36  |
| 3. Texas-Pan American   | 31 | 102    | 3.29  |
| 4. Grand Canyon         | 32 | 99     | 3.09  |
| 5. Chicago State        | 32 | 93     | 2.91  |
| 6. Utah Valley          | 30 | 69     | 2.30  |
| 7. Bakersfield          | 33 | 59     | 1.79  |
| 8. Seattle U            | 34 | 50     | 1.47  |



# 2014-15 Team Statistics – All Games

## ASSISTS

| # Team                  | G  | Assists | Avg/G |
|-------------------------|----|---------|-------|
| 1. Seattle U            | 34 | 471     | 13.85 |
| 2. Texas-Pan American   | 31 | 411     | 13.26 |
| 3. Bakersfield          | 33 | 427     | 12.94 |
| 4. Utah Valley          | 30 | 387     | 12.90 |
| 5. Grand Canyon         | 32 | 388     | 12.13 |
| 6. New Mexico State     | 34 | 406     | 11.94 |
| 7. Missouri-Kansas City | 33 | 376     | 11.39 |
| 8. Chicago State        | 32 | 295     | 9.2   |

## STEALS

| # Team                  | G  | Steals | Avg/G |
|-------------------------|----|--------|-------|
| 1. Chicago State        | 32 | 268    | 8.38  |
| 2. Missouri-Kansas City | 33 | 266    | 8.06  |
| 3. New Mexico State     | 34 | 219    | 6.44  |
| 4. Bakersfield          | 33 | 190    | 5.76  |
| 5. Texas-Pan American   | 31 | 171    | 5.52  |
| 6. Seattle U            | 34 | 185    | 5.44  |
| 7. Grand Canyon         | 32 | 171    | 5.34  |
| 8. Utah Valley          | 30 | 134    | 4.47  |

## TURNOVER MARGIN

| # Team                  | G  | TO  | Avg  | OPP | Avg  | Margin |
|-------------------------|----|-----|------|-----|------|--------|
| 1. Missouri-Kansas City | 33 | 443 | 13.4 | 539 | 16.3 | +2.91  |
| 2. Chicago State        | 32 | 471 | 14.7 | 492 | 15.4 | +0.66  |
| 3. Bakersfield          | 33 | 409 | 12.4 | 403 | 12.2 | -0.18  |
| 4. Grand Canyon         | 32 | 358 | 11.2 | 339 | 10.6 | -0.59  |
| 5. New Mexico State     | 34 | 470 | 13.8 | 448 | 13.2 | -0.65  |
| 6. Texas-Pan American   | 31 | 417 | 13.5 | 381 | 12.3 | -1.16  |
| 7. Utah Valley          | 30 | 385 | 12.8 | 334 | 11.1 | -1.70  |
| 8. Seattle U            | 34 | 466 | 13.7 | 370 | 10.9 | -2.82  |

## ASSIST/TURNOVER RATIO

| # Team                  | G  | Ast | Avg  | TO  | Avg  | Ratio |
|-------------------------|----|-----|------|-----|------|-------|
| 1. Grand Canyon         | 32 | 388 | 12.1 | 358 | 11.2 | 1.08  |
| 2. Bakersfield          | 33 | 427 | 12.9 | 409 | 12.4 | 1.04  |
| 3. Seattle U            | 34 | 471 | 13.9 | 466 | 13.7 | 1.01  |
| 4. Utah Valley          | 30 | 387 | 12.9 | 385 | 12.8 | 1.01  |
| 5. Texas-Pan American   | 31 | 411 | 13.3 | 417 | 13.5 | 0.99  |
| 6. New Mexico State     | 34 | 406 | 11.9 | 470 | 13.8 | 0.86  |
| 7. Missouri-Kansas City | 33 | 376 | 11.4 | 443 | 13.4 | 0.85  |
| 8. Chicago State        | 32 | 295 | 9.2  | 471 | 14.7 | 0.63  |

## OFFENSIVE REBOUNDS

| # Team                  | G  | No. | Avg/G |
|-------------------------|----|-----|-------|
| 1. New Mexico State     | 34 | 428 | 12.59 |
| 2. Chicago State        | 32 | 393 | 12.28 |
| 3. Missouri-Kansas City | 33 | 372 | 11.27 |
| 4. Bakersfield          | 33 | 368 | 11.15 |
| 5. Texas-Pan American   | 31 | 326 | 10.52 |
| 6. Utah Valley          | 30 | 297 | 9.90  |
| 7. Seattle U            | 34 | 326 | 9.59  |
| 8. Grand Canyon         | 32 | 282 | 8.81  |

## DEFENSIVE REBOUNDS

| # Team                  | G  | No. | Avg/G |
|-------------------------|----|-----|-------|
| 1. Seattle U            | 34 | 825 | 24.26 |
| 2. Bakersfield          | 33 | 775 | 23.48 |
| 3. Utah Valley          | 30 | 692 | 23.07 |
| 4. Grand Canyon         | 32 | 734 | 22.94 |
| 5. New Mexico State     | 34 | 771 | 22.68 |
| 6. Texas-Pan American   | 31 | 678 | 21.87 |
| 7. Chicago State        | 32 | 656 | 20.50 |
| 8. Missouri-Kansas City | 33 | 663 | 20.09 |

## DEFENSIVE REBOUND PERCENTAGE

| # Team                  | G  | D-Reb | O-Reb | D-Reb Pct |
|-------------------------|----|-------|-------|-----------|
| 1. Bakersfield          | 33 | 775   | 273   | 0.740     |
| 2. Seattle U            | 34 | 825   | 317   | 0.722     |
| 3. Utah Valley          | 30 | 692   | 283   | 0.710     |
| 4. New Mexico State     | 34 | 771   | 339   | 0.695     |
| 5. Chicago State        | 32 | 656   | 325   | 0.669     |
| 6. Grand Canyon         | 32 | 734   | 375   | 0.662     |
| 7. Texas-Pan American   | 31 | 678   | 391   | 0.634     |
| 8. Missouri-Kansas City | 33 | 663   | 385   | 0.633     |

## OFFENSIVE REBOUND PERCENTAGE

| # Team                  | G  | O-Reb | D-Reb | O-Reb Pct |
|-------------------------|----|-------|-------|-----------|
| 1. New Mexico State     | 34 | 428   | 644   | 0.399     |
| 2. Bakersfield          | 33 | 368   | 709   | 0.342     |
| 3. Chicago State        | 32 | 393   | 779   | 0.335     |
| 4. Missouri-Kansas City | 33 | 372   | 788   | 0.321     |
| 5. Seattle U            | 34 | 326   | 701   | 0.317     |
| 6. Texas-Pan American   | 31 | 326   | 729   | 0.309     |
| 7. Utah Valley          | 30 | 297   | 715   | 0.293     |
| 8. Grand Canyon         | 32 | 282   | 751   | 0.273     |

## THREE-POINT FIELD GOALS MADE

| # Team                  | G  | 3FG | Avg/G |
|-------------------------|----|-----|-------|
| 1. Seattle U            | 34 | 236 | 6.94  |
| 2. Missouri-Kansas City | 33 | 216 | 6.55  |
| 3. Grand Canyon         | 32 | 198 | 6.19  |
| 4. Chicago State        | 32 | 194 | 6.06  |
| 5. Bakersfield          | 33 | 186 | 5.64  |
| 6. Utah Valley          | 30 | 169 | 5.63  |
| 7. New Mexico State     | 34 | 165 | 4.85  |
| 8. Texas-Pan American   | 31 | 130 | 4.19  |

# 2014-15 Team Statistics – WAC Games

## SCORING OFFENSE

| # Team                  | G  | W-L  | Pts | Avg/G |
|-------------------------|----|------|-----|-------|
| 1. Grand Canyon         | 14 | 8-6  | 988 | 70.6  |
| 2. New Mexico State     | 14 | 13-1 | 938 | 67.0  |
| 3. Bakersfield          | 14 | 7-7  | 888 | 63.4  |
| 4. Missouri-Kansas City | 14 | 8-6  | 875 | 62.5  |
| 5. Seattle U            | 14 | 7-7  | 846 | 60.4  |
| 6. Utah Valley          | 14 | 5-9  | 834 | 59.6  |
| 7. Chicago State        | 14 | 4-10 | 814 | 58.1  |
| 8. Texas-Pan American   | 14 | 4-10 | 788 | 56.3  |

## SCORING DEFENSE

| # Team                  | G  | Pts | Avg/G |
|-------------------------|----|-----|-------|
| 1. New Mexico State     | 14 | 739 | 52.8  |
| 2. Seattle U            | 14 | 835 | 59.6  |
| 3. Missouri-Kansas City | 14 | 858 | 61.3  |
| 4. Bakersfield          | 14 | 879 | 62.8  |
| 5. Chicago State        | 14 | 892 | 63.7  |
| 6. Utah Valley          | 14 | 897 | 64.1  |
| 7. Texas-Pan American   | 14 | 919 | 65.6  |
| 8. Grand Canyon         | 14 | 952 | 68.0  |

## SCORING MARGIN

| # Team                  | G  | OFF  | DEF  | Margin |
|-------------------------|----|------|------|--------|
| 1. New Mexico State     | 14 | 67.0 | 52.8 | +14.2  |
| 2. Grand Canyon         | 14 | 70.6 | 68.0 | +2.6   |
| 3. Missouri-Kansas City | 14 | 62.5 | 61.3 | +1.2   |
| 4. Seattle U            | 14 | 60.4 | 59.6 | +0.8   |
| 5. Bakersfield          | 14 | 63.4 | 62.8 | +0.6   |
| 6. Utah Valley          | 14 | 59.6 | 64.1 | -4.5   |
| 7. Chicago State        | 14 | 58.1 | 63.7 | -5.6   |
| 8. Texas-Pan American   | 14 | 56.3 | 65.6 | -9.4   |

## FREE THROW PERCENTAGE

| # Team                  | G  | FTM | FTA | Pct  |
|-------------------------|----|-----|-----|------|
| 1. Grand Canyon         | 14 | 222 | 287 | .774 |
| 2. Chicago State        | 14 | 153 | 201 | .761 |
| 3. New Mexico State     | 14 | 231 | 307 | .752 |
| 4. Bakersfield          | 14 | 202 | 280 | .721 |
| 5. Texas-Pan American   | 14 | 176 | 244 | .721 |
| 6. Utah Valley          | 14 | 160 | 222 | .721 |
| 7. Missouri-Kansas City | 14 | 198 | 282 | .702 |
| 8. Seattle U            | 14 | 164 | 257 | .638 |

## FIELD GOAL PERCENTAGE

| # Team                  | G  | FG  | FGA | Pct  |
|-------------------------|----|-----|-----|------|
| 1. New Mexico State     | 14 | 324 | 678 | .478 |
| 2. Grand Canyon         | 14 | 333 | 721 | .462 |
| 3. Seattle U            | 14 | 299 | 651 | .459 |
| 4. Bakersfield          | 14 | 306 | 705 | .434 |
| 5. Missouri-Kansas City | 14 | 292 | 701 | .417 |
| 6. Texas-Pan American   | 14 | 281 | 690 | .407 |
| 7. Utah Valley          | 14 | 292 | 719 | .406 |
| 8. Chicago State        | 14 | 286 | 748 | .382 |

## FIELD GOAL PERCENTAGE DEFENSE

| # Team                  | G  | FG  | FGA | Pct  |
|-------------------------|----|-----|-----|------|
| 1. New Mexico State     | 14 | 277 | 712 | .389 |
| 2. Seattle U            | 14 | 275 | 705 | .390 |
| 3. Missouri-Kansas City | 14 | 303 | 699 | .433 |
| 4. Chicago State        | 14 | 293 | 671 | .437 |
| 5. Utah Valley          | 14 | 315 | 720 | .438 |
| 6. Bakersfield          | 14 | 283 | 640 | .442 |
| 7. Texas-Pan American   | 14 | 325 | 721 | .451 |
| 8. Grand Canyon         | 14 | 342 | 745 | .459 |

## THREE-POINT FIELD GOAL PERCENTAGE

| # Team                  | G  | FG  | FGA | Pct  |
|-------------------------|----|-----|-----|------|
| 1. Seattle U            | 14 | 84  | 223 | .377 |
| 2. Grand Canyon         | 14 | 100 | 270 | .370 |
| 3. Bakersfield          | 14 | 74  | 208 | .356 |
| 4. New Mexico State     | 14 | 59  | 167 | .353 |
| 5. Missouri-Kansas City | 14 | 93  | 280 | .332 |
| 6. Chicago State        | 14 | 89  | 273 | .326 |
| 7. Utah Valley          | 14 | 90  | 288 | .313 |
| 8. Texas-Pan American   | 14 | 50  | 193 | .259 |

## THREE-POINT FIELD GOAL PERCENTAGE DEFENSE

| # Team                  | G  | FG | FGA | Pct  |
|-------------------------|----|----|-----|------|
| 1. New Mexico State     | 14 | 55 | 194 | .284 |
| 2. Seattle U            | 14 | 85 | 287 | .296 |
| 3. Missouri-Kansas City | 14 | 76 | 246 | .309 |
| 4. Utah Valley          | 14 | 75 | 222 | .338 |
| 5. Texas-Pan American   | 14 | 85 | 251 | .339 |
| 6. Grand Canyon         | 14 | 75 | 218 | .344 |
| 7. Chicago State        | 14 | 91 | 249 | .365 |
| 8. Bakersfield          | 14 | 97 | 235 | .413 |

## REBOUNDING OFFENSE

| # Team                  | G  | Reb | Avg/G |
|-------------------------|----|-----|-------|
| 1. New Mexico State     | 14 | 491 | 35.1  |
| 2. Bakersfield          | 14 | 457 | 32.6  |
| 3. Utah Valley          | 14 | 449 | 32.1  |
| 4. Chicago State        | 14 | 444 | 31.7  |
| 5. Seattle U            | 14 | 430 | 30.7  |
| 6. Texas-Pan American   | 14 | 419 | 29.9  |
| 7. Grand Canyon         | 14 | 415 | 29.6  |
| 8. Missouri-Kansas City | 14 | 385 | 27.5  |

## REBOUNDING DEFENSE

| # Team                  | G  | Reb | Avg/G |
|-------------------------|----|-----|-------|
| 1. New Mexico State     | 14 | 365 | 26.1  |
| 2. Bakersfield          | 14 | 396 | 28.3  |
| 3. Seattle U            | 14 | 415 | 29.6  |
| 4. Grand Canyon         | 14 | 449 | 32.1  |
| 5. Utah Valley          | 14 | 456 | 32.6  |
| Chicago State           | 14 | 456 | 32.6  |
| 7. Texas-Pan American   | 14 | 465 | 33.2  |
| 8. Missouri-Kansas City | 14 | 488 | 34.9  |

## REBOUNDING MARGIN

| # Team                  | G  | Reb | Avg  | Opp | Avg  | Margin |
|-------------------------|----|-----|------|-----|------|--------|
| 1. New Mexico State     | 14 | 491 | 35.1 | 365 | 26.1 | +9.0   |
| 2. Bakersfield          | 14 | 457 | 32.6 | 396 | 28.3 | +4.4   |
| 3. Seattle U            | 14 | 430 | 30.7 | 415 | 29.6 | +1.1   |
| 4. Utah Valley          | 14 | 449 | 32.1 | 456 | 32.6 | -0.5   |
| 5. Chicago State        | 14 | 444 | 31.7 | 456 | 32.6 | -0.9   |
| 6. Grand Canyon         | 14 | 415 | 29.6 | 449 | 32.1 | -2.4   |
| 7. Texas-Pan American   | 14 | 419 | 29.9 | 465 | 33.2 | -3.3   |
| 8. Missouri-Kansas City | 14 | 385 | 27.5 | 488 | 34.9 | -7.4   |

## BLOCKED SHOTS

| # Team                  | G  | Blocks | Avg/G |
|-------------------------|----|--------|-------|
| 1. New Mexico State     | 14 | 54     | 3.86  |
| 2. Missouri-Kansas City | 14 | 48     | 3.43  |
| 3. Chicago State        | 14 | 44     | 3.14  |
| 4. Grand Canyon         | 14 | 41     | 2.93  |
| 5. Texas-Pan American   | 14 | 38     | 2.71  |
| Utah Valley             | 14 | 38     | 2.71  |
| 7. Bakersfield          | 14 | 21     | 1.50  |
| 8. Seattle U            | 14 | 16     | 1.14  |

# 2014-15 Team Statistics – WAC Games

## ASSISTS

| # Team                  | G  | Assists | Avg/G |
|-------------------------|----|---------|-------|
| 1. Utah Valley          | 14 | 192     | 13.71 |
| 2. Grand Canyon         | 14 | 176     | 12.57 |
| 3. Seattle U            | 14 | 175     | 12.50 |
| 4. Bakersfield          | 14 | 174     | 12.43 |
| 5. New Mexico State     | 14 | 171     | 12.21 |
| 6. Texas-Pan American   | 14 | 167     | 11.93 |
| 7. Missouri-Kansas City | 14 | 157     | 11.21 |
| 8. Chicago State        | 14 | 132     | 9.43  |

## STEALS

| # Team                  | G  | Steals | Avg/G |
|-------------------------|----|--------|-------|
| 1. Chicago State        | 14 | 98     | 7.00  |
| 2. Missouri-Kansas City | 14 | 95     | 6.79  |
| 3. New Mexico State     | 14 | 91     | 6.50  |
| 4. Seattle U            | 14 | 75     | 5.36  |
| 5. Texas-Pan American   | 14 | 74     | 5.29  |
| 6. Bakersfield          | 14 | 73     | 5.21  |
| 7. Grand Canyon         | 14 | 70     | 5.00  |
| 8. Utah Valley          | 14 | 55     | 3.93  |

## TURNOVER MARGIN

| # Team                  | G  | TO  | Avg  | OPP | Avg  | Margin |
|-------------------------|----|-----|------|-----|------|--------|
| 1. Missouri-Kansas City | 14 | 149 | 10.6 | 201 | 14.4 | +3.71  |
| 2. Chicago State        | 14 | 174 | 12.4 | 187 | 13.4 | +0.93  |
| 3. Bakersfield          | 14 | 159 | 11.4 | 162 | 11.6 | +0.21  |
| 4. Grand Canyon         | 14 | 131 | 9.4  | 133 | 9.5  | +0.14  |
| 5. New Mexico State     | 14 | 188 | 13.4 | 183 | 13.1 | -0.36  |
| 6. Seattle U            | 14 | 176 | 12.6 | 157 | 11.2 | -1.36  |
| 7. Texas-Pan American   | 14 | 181 | 12.9 | 159 | 11.4 | -1.57  |
| 8. Utah Valley          | 14 | 157 | 11.2 | 133 | 9.5  | -1.71  |

## ASSIST/TURNOVER RATIO

| # Team                  | G  | Ast | Avg  | TO  | Avg  | Ratio |
|-------------------------|----|-----|------|-----|------|-------|
| 1. Grand Canyon         | 14 | 176 | 12.6 | 131 | 9.4  | 1.34  |
| 2. Utah Valley          | 14 | 192 | 13.7 | 157 | 11.2 | 1.22  |
| 3. Bakersfield          | 14 | 174 | 12.4 | 159 | 11.4 | 1.09  |
| 4. Missouri-Kansas City | 14 | 157 | 11.2 | 149 | 10.6 | 1.05  |
| 5. Seattle U            | 14 | 175 | 12.5 | 176 | 12.6 | 0.99  |
| 6. Texas-Pan American   | 14 | 167 | 11.9 | 181 | 12.9 | 0.92  |
| 7. New Mexico State     | 14 | 171 | 12.2 | 188 | 13.4 | 0.91  |
| 8. Chicago State        | 14 | 132 | 9.4  | 174 | 12.4 | 0.76  |

## OFFENSIVE REBOUNDS

| # Team                  | G  | No. | Avg/G |
|-------------------------|----|-----|-------|
| 1. Chicago State        | 14 | 177 | 12.64 |
| 2. New Mexico State     | 14 | 163 | 11.64 |
| 3. Bakersfield          | 14 | 156 | 11.14 |
| 4. Utah Valley          | 14 | 148 | 10.57 |
| 5. Texas-Pan American   | 14 | 141 | 10.07 |
| 6. Missouri-Kansas City | 14 | 132 | 9.43  |
| 7. Grand Canyon         | 14 | 123 | 8.79  |
| 8. Seattle U            | 14 | 115 | 8.21  |

## DEFENSIVE REBOUNDS

| # Team                  | G  | No. | Avg/G |
|-------------------------|----|-----|-------|
| 1. New Mexico State     | 14 | 328 | 23.43 |
| 2. Seattle U            | 14 | 315 | 22.50 |
| 3. Utah Valley          | 14 | 301 | 21.50 |
| 4. Bakersfield          | 14 | 301 | 21.50 |
| 5. Grand Canyon         | 14 | 292 | 20.86 |
| 6. Texas-Pan American   | 14 | 278 | 19.86 |
| 7. Chicago State        | 14 | 267 | 19.07 |
| 8. Missouri-Kansas City | 14 | 253 | 18.07 |

## DEFENSIVE REBOUND PERCENTAGE

| # Team                  | G  | D-Reb | O-Reb | D-Reb Pct |
|-------------------------|----|-------|-------|-----------|
| 1. Bakersfield          | 14 | 301   | 112   | 0.729     |
| 2. New Mexico State     | 14 | 328   | 133   | 0.711     |
| 3. Seattle U            | 14 | 315   | 135   | 0.700     |
| 4. Utah Valley          | 14 | 301   | 144   | 0.676     |
| 5. Grand Canyon         | 14 | 292   | 148   | 0.664     |
| 6. Chicago State        | 14 | 267   | 152   | 0.637     |
| 7. Texas-Pan American   | 14 | 278   | 161   | 0.633     |
| 8. Missouri-Kansas City | 14 | 253   | 170   | 0.598     |

## OFFENSIVE REBOUND PERCENTAGE

| # Team                  | G  | O-Reb | D-Reb | O-Reb Pct |
|-------------------------|----|-------|-------|-----------|
| 1. New Mexico State     | 14 | 163   | 232   | 0.413     |
| 2. Chicago State        | 14 | 177   | 304   | 0.368     |
| 3. Bakersfield          | 14 | 156   | 284   | 0.355     |
| 4. Utah Valley          | 14 | 148   | 312   | 0.322     |
| 5. Texas-Pan American   | 14 | 141   | 304   | 0.317     |
| 6. Missouri-Kansas City | 14 | 132   | 318   | 0.293     |
| 7. Seattle U            | 14 | 115   | 280   | 0.291     |
| 8. Grand Canyon         | 14 | 123   | 301   | 0.290     |

## THREE-POINT FIELD GOALS MADE

| # Team                  | G  | 3FG | Avg/G |
|-------------------------|----|-----|-------|
| 1. Grand Canyon         | 14 | 100 | 7.14  |
| 2. Missouri-Kansas City | 14 | 93  | 6.64  |
| 3. Utah Valley          | 14 | 90  | 6.43  |
| 4. Chicago State        | 14 | 89  | 6.36  |
| 5. Seattle U            | 14 | 84  | 6.00  |
| 6. Bakersfield          | 14 | 74  | 5.29  |
| 7. New Mexico State     | 14 | 59  | 4.21  |
| 8. Texas-Pan American   | 14 | 50  | 3.57  |



## SCORING

| ##  | Player-Team           | Cl | G  | FG  | 3FG | FT  | Pts | Avg  |
|-----|-----------------------|----|----|-----|-----|-----|-----|------|
| 1.  | Harrison, Martez-UMKC | SO | 33 | 176 | 47  | 178 | 577 | 17.5 |
| 2.  | Umipig, Isiah-SU      | SR | 34 | 178 | 123 | 98  | 577 | 17.0 |
| 3.  | Joesaar, Janari-UTPA  | SO | 31 | 157 | 62  | 147 | 523 | 16.9 |
| 4.  | Ahmed, Aly-CSUB       | JR | 31 | 159 | 1   | 113 | 432 | 13.9 |
| 5.  | Flora, Jarell-SU      | SR | 34 | 166 | 80  | 54  | 466 | 13.7 |
| 6.  | Barry, Remi-NMSU      | SR | 34 | 154 | 43  | 98  | 449 | 13.2 |
| 7.  | Siakam, Pascal-NMSU   | FR | 34 | 166 | 0   | 104 | 436 | 12.8 |
| 8.  | Rosenberg, Clarke-CSU | SR | 31 | 137 | 38  | 78  | 390 | 12.6 |
| 9.  | Boga, Shaquille-UTPA  | SR | 30 | 139 | 43  | 56  | 377 | 12.6 |
| 10. | Hines, Shaquille-UTPA | JR | 31 | 163 | 0   | 51  | 377 | 12.2 |
| 11. | Braun, Joshua-GCU     | FR | 32 | 134 | 56  | 55  | 379 | 11.8 |
| 12. | Bruneel, Mitch-UVU    | SR | 29 | 124 | 21  | 67  | 336 | 11.6 |
| 13. | Nelson, Zach-UVU      | SO | 30 | 124 | 42  | 40  | 330 | 11.0 |
| 14. | Williams, Donte-UVU   | JR | 30 | 91  | 42  | 94  | 318 | 10.6 |
| 15. | Woolridge, Royce-GCU  | SR | 32 | 110 | 20  | 98  | 338 | 10.6 |

## REBOUNDING

| ##  | Player-Team           | Cl | G  | OFF | DEF | TOT | Avg |
|-----|-----------------------|----|----|-----|-----|-----|-----|
| 1.  | Mays, Kevin-CSUB      | JR | 32 | 102 | 155 | 257 | 8.0 |
| 2.  | Siakam, Pascal-NMSU   | FR | 34 | 111 | 151 | 262 | 7.7 |
| 3.  | Ahmed, Aly-CSUB       | JR | 31 | 70  | 153 | 223 | 7.2 |
| 4.  | Joesaar, Janari-UTPA  | SO | 31 | 68  | 139 | 207 | 6.7 |
| 5.  | Kimasa, Dan-UTPA      | FR | 31 | 56  | 145 | 201 | 6.5 |
| 6.  | Powell, William-SU    | SO | 34 | 87  | 132 | 219 | 6.4 |
| 7.  | Nelson, Zach-UVU      | SO | 30 | 45  | 138 | 183 | 6.1 |
| 8.  | Bruneel, Mitch-UVU    | SR | 29 | 82  | 93  | 175 | 6.0 |
| 9.  | Crook, Jack-SU        | JR | 34 | 57  | 132 | 189 | 5.6 |
| 10. | Hines, Shaquille-UTPA | JR | 31 | 66  | 101 | 167 | 5.4 |
| 11. | Holliday, Reese-UMKC  | SR | 32 | 43  | 115 | 158 | 4.9 |
| 12. | Braun, Joshua-GCU     | FR | 32 | 38  | 119 | 157 | 4.9 |
| 13. | Alexander, Daniel-GCU | SR | 29 | 28  | 113 | 141 | 4.9 |
| 14. | Palmer, Trayvon-CSU   | SO | 30 | 54  | 90  | 144 | 4.8 |
| 15. | Barry, Remi-NMSU      | SR | 34 | 46  | 115 | 161 | 4.7 |

## FIELD GOAL PERCENTAGE (Minimum 3.0 made per game)

| ##  | Player-Team           | Cl | G  | FG  | FGA | PCT  |
|-----|-----------------------|----|----|-----|-----|------|
| 1.  | Siakam, Pascal-NMSU   | FR | 34 | 166 | 290 | .572 |
| 2.  | Hines, Shaquille-UTPA | JR | 31 | 163 | 320 | .509 |
| 3.  | Bruneel, Mitch-UVU    | SR | 29 | 124 | 248 | .500 |
| 4.  | Ahmed, Aly-CSUB       | JR | 31 | 159 | 323 | .492 |
| 5.  | Mays, Kevin-CSUB      | JR | 32 | 115 | 241 | .477 |
| 6.  | Nelson, Zach-UVU      | SO | 30 | 124 | 267 | .464 |
| 7.  | Braun, Joshua-GCU     | FR | 32 | 134 | 291 | .460 |
| 8.  | Joesaar, Janari-UTPA  | SO | 31 | 157 | 341 | .460 |
| 9.  | Barry, Remi-NMSU      | SR | 34 | 154 | 337 | .457 |
| 10. | Woolridge, Royce-GCU  | SR | 32 | 110 | 241 | .456 |

## ASSISTS

| ##  | Player-Team           | Cl | G  | Asts | Avg  |
|-----|-----------------------|----|----|------|------|
| 1.  | Davis, Marcel-UVU     | JR | 30 | 123  | 4.10 |
| 2.  | Harrison, Martez-UMKC | SO | 33 | 129  | 3.91 |
| 3.  | Boga, Shaquille-UTPA  | SR | 30 | 108  | 3.60 |
| 4.  | Wrapp, Brent-CSUB     | FR | 33 | 111  | 3.36 |
| 5.  | Watson, Elijah-UTPA   | FR | 29 | 89   | 3.07 |
| 6.  | Murray, Emerson-SU    | SR | 33 | 101  | 3.06 |
| 7.  | Umipig, Isiah-SU      | SR | 34 | 98   | 2.88 |
| 8.  | Baker, Ian-NMSU       | SO | 34 | 93   | 2.74 |
| 9.  | Joesaar, Janari-UTPA  | SO | 31 | 75   | 2.42 |
| 10. | Woolridge, Royce-GCU  | SR | 32 | 72   | 2.25 |

## FREE THROW PERCENTAGE (Minimum 2.0 made per game)

| ##  | Player-Team            | Cl | G  | FTM | FTA | PCT  |
|-----|------------------------|----|----|-----|-----|------|
| 1.  | Umipig, Isiah-SU       | SR | 34 | 98  | 116 | .845 |
| 2.  | Joesaar, Janari-UTPA   | SO | 31 | 147 | 180 | .817 |
| 3.  | Williams, Donte-UVU    | JR | 30 | 94  | 116 | .810 |
| 4.  | Airington, Jaylin-CSUB | SO | 33 | 71  | 92  | .772 |
| 5.  | Barry, Remi-NMSU       | SR | 34 | 98  | 128 | .766 |
| 6.  | Holliday, Reese-UMKC   | SR | 32 | 93  | 122 | .762 |
| 7.  | Siakam, Pascal-NMSU    | FR | 34 | 104 | 137 | .759 |
| 8.  | Harrison, Martez-UMKC  | SO | 33 | 178 | 238 | .748 |
| 9.  | Woolridge, Royce-GCU   | SR | 32 | 98  | 132 | .742 |
| 10. | Mays, Kevin-CSUB       | JR | 32 | 70  | 95  | .737 |

## STEALS

| ##  | Player-Team           | Cl | G  | Stls | Avg  |
|-----|-----------------------|----|----|------|------|
| 1.  | Harrison, Martez-UMKC | SO | 33 | 60   | 1.82 |
| 2.  | Baker, Ian-NMSU       | SO | 34 | 50   | 1.47 |
| 3.  | Knight, Noah-UMKC     | FR | 25 | 34   | 1.36 |
| 4.  | Boga, Shaquille-UTPA  | SR | 30 | 40   | 1.33 |
| 5.  | Umipig, Isiah-SU      | SR | 34 | 45   | 1.32 |
| 6.  | Murray, Emerson-SU    | SR | 33 | 42   | 1.27 |
| 7.  | Joesaar, Janari-UTPA  | SO | 31 | 39   | 1.26 |
| 8.  | Rosenberg, Clarke-CSU | SR | 31 | 36   | 1.16 |
| 9.  | Mays, Kevin-CSUB      | JR | 32 | 36   | 1.13 |
| 10. | Griffin, Johnny-CSU   | SO | 31 | 34   | 1.10 |

## THREE-POINT FIELD GOAL PERCENTAGE (Minimum 1.0 made per game)

| ##  | Player-Team          | Cl | G  | 3FG | FGA | PCT  |
|-----|----------------------|----|----|-----|-----|------|
| 1.  | Baker, Ian-NMSU      | SO | 34 | 58  | 127 | .457 |
| 2.  | Barry, Remi-NMSU     | SR | 34 | 43  | 98  | .439 |
| 3.  | Umipig, Isiah-SU     | SR | 34 | 123 | 294 | .418 |
| 4.  | Flora, Jarell-SU     | SR | 34 | 80  | 198 | .404 |
| 5.  | Taylor, Deshon-UMKC  | FR | 33 | 41  | 104 | .394 |
| 6.  | Braun, Joshua-GCU    | FR | 32 | 56  | 147 | .381 |
| 7.  | Majerle, Ryan-GCU    | JR | 32 | 46  | 121 | .380 |
| 8.  | Joesaar, Janari-UTPA | SO | 31 | 62  | 164 | .378 |
| 9.  | Maynor, Javonte-CSUB | SR | 33 | 70  | 200 | .350 |
| 10. | Williams, Frank-UMKC | SR | 33 | 49  | 143 | .343 |

## THREE-POINT FIELD GOAL AVERAGE

| ##  | Player-Team           | Cl | G  | 3FG | Avg  |
|-----|-----------------------|----|----|-----|------|
| 1.  | Umipig, Isiah-SU      | SR | 34 | 123 | 3.62 |
| 2.  | Flora, Jarell-SU      | SR | 34 | 80  | 2.35 |
| 3.  | Maynor, Javonte-CSUB  | SR | 33 | 70  | 2.12 |
| 4.  | Joesaar, Janari-UTPA  | SO | 31 | 62  | 2.00 |
| 5.  | Braun, Joshua-GCU     | FR | 32 | 56  | 1.75 |
| 6.  | Baker, Ian-NMSU       | SO | 34 | 58  | 1.71 |
| 7.  | Williams, Frank-UMKC  | SR | 33 | 49  | 1.48 |
| 8.  | Majerle, Ryan-GCU     | JR | 32 | 46  | 1.44 |
| 9.  | Boga, Shaquille-UTPA  | SR | 30 | 43  | 1.43 |
| 10. | Harrison, Martez-UMKC | SO | 33 | 47  | 1.42 |

## BLOCKED SHOTS

| ##  | Player-Team           | Cl | G  | Blks | Avg  |
|-----|-----------------------|----|----|------|------|
| 1.  | Siakam, Pascal-NMSU   | FR | 34 | 61   | 1.79 |
| 2.  | Smith, Thaddeus-UMKC  | JR | 30 | 44   | 1.47 |
| 3.  | Kimasa, Dan-UTPA      | FR | 31 | 44   | 1.42 |
| 4.  | Nelson, Zach-UVU      | SO | 30 | 35   | 1.17 |
| 5.  | Alexander, Daniel-GCU | SR | 29 | 24   | 0.83 |
| 6.  | Braun, Joshua-GCU     | FR | 32 | 26   | 0.81 |
| 7.  | Ahmed, Aly-CSUB       | JR | 31 | 23   | 0.74 |
| 8.  | Austin, Darius-UMKC   | JR | 33 | 23   | 0.70 |
| 9.  | Griffin, Johnny-CSU   | SO | 31 | 21   | 0.68 |
| 10. | Palmer, Trayvon-CSU   | SO | 30 | 18   | 0.60 |

## ASSIST/TURNOVER RATIO (Minimum 3.0 assists/game)

| ## | Player-Team           | Cl | G  | Ast | Avg | Turn | Avg | Ratio |
|----|-----------------------|----|----|-----|-----|------|-----|-------|
| 1. | Wrapp, Brent-CSUB     | FR | 33 | 111 | 3.4 | 42   | 1.3 | 2.64  |
| 2. | Watson, Elijah-UTPA   | FR | 29 | 89  | 3.1 | 48   | 1.7 | 1.85  |
| 3. | Murray, Emerson-SU    | SR | 33 | 101 | 3.1 | 57   | 1.7 | 1.77  |
| 4. | Davis, Marcel-UVU     | JR | 30 | 123 | 4.1 | 75   | 2.5 | 1.64  |
| 5. | Boga, Shaquille-UTPA  | SR | 30 | 108 | 3.6 | 68   | 2.3 | 1.59  |
| 6. | Harrison, Martez-UMKC | SO | 33 | 129 | 3.9 | 86   | 2.6 | 1.50  |

## OFFENSIVE REBOUNDS

| ##  | Player-Team           | Cl | G  | O-Reb | Avg  |
|-----|-----------------------|----|----|-------|------|
| 1.  | Siakam, Pascal-NMSU   | FR | 34 | 111   | 3.26 |
| 2.  | Mays, Kevin-CSUB      | JR | 32 | 102   | 3.19 |
| 3.  | Bruneel, Mitch-UVU    | SR | 29 | 82    | 2.83 |
| 4.  | Powell, William-SU    | SO | 34 | 87    | 2.56 |
| 5.  | Ahmed, Aly-CSUB       | JR | 31 | 70    | 2.26 |
| 6.  | Joesaar, Janari-UTPA  | SO | 31 | 68    | 2.19 |
| 7.  | Meier, Joshua-CSU     | FR | 31 | 66    | 2.13 |
|     | Hines, Shaquille-UTPA | JR | 31 | 66    | 2.13 |
| 9.  | Smith, Thaddeus-UMKC  | JR | 30 | 60    | 2.00 |
| 10. | Kimasa, Dan-UTPA      | FR | 31 | 56    | 1.81 |

## DEFENSIVE REBOUNDS

| ##  | Player-Team           | Cl | G  | D-Reb | Avg  |
|-----|-----------------------|----|----|-------|------|
| 1.  | Ahmed, Aly-CSUB       | JR | 31 | 153   | 4.94 |
| 2.  | Mays, Kevin-CSUB      | JR | 32 | 155   | 4.84 |
| 3.  | Kimasa, Dan-UTPA      | FR | 31 | 145   | 4.68 |
| 4.  | Nelson, Zach-UVU      | SO | 30 | 138   | 4.60 |
| 5.  | Joesaar, Janari-UTPA  | SO | 31 | 139   | 4.48 |
| 6.  | Siakam, Pascal-NMSU   | FR | 34 | 151   | 4.44 |
| 7.  | Alexander, Daniel-GCU | SR | 29 | 113   | 3.90 |
| 8.  | Powell, William-SU    | SO | 34 | 132   | 3.88 |
|     | Crook, Jack-SU        | JR | 34 | 132   | 3.88 |
| 10. | Braun, Joshua-GCU     | FR | 32 | 119   | 3.72 |

## MINUTES PLAYED

| ##  | Player-Team           | Cl | G  | Min  | Avg   |
|-----|-----------------------|----|----|------|-------|
| 1.  | Boga, Shaquille-UTPA  | SR | 30 | 1035 | 34.50 |
| 2.  | Umipig, Isiah-SU      | SR | 34 | 1155 | 33.97 |
| 3.  | Joesaar, Janari-UTPA  | SO | 31 | 1053 | 33.97 |
| 4.  | Hines, Shaquille-UTPA | JR | 31 | 1040 | 33.55 |
| 5.  | Bruneel, Mitch-UVU    | SR | 29 | 971  | 33.48 |
| 6.  | Flora, Jarell-SU      | SR | 34 | 1097 | 32.26 |
| 7.  | Barry, Remi-NMSU      | SR | 34 | 1095 | 32.21 |
| 8.  | Harrison, Martez-UMKC | SO | 33 | 1055 | 31.97 |
| 9.  | Siakam, Pascal-NMSU   | FR | 34 | 1048 | 30.82 |
| 10. | Davis, Marcel-UVU     | JR | 30 | 916  | 30.53 |

## SCORING

| ##  | Player-Team           | CI | G  | FG | 3FG | FT | Pts | Avg  |
|-----|-----------------------|----|----|----|-----|----|-----|------|
| 1.  | Harrison, Martez-UMKC | SO | 14 | 77 | 23  | 68 | 245 | 17.5 |
| 2.  | Umipig, Isiah-SU      | SR | 14 | 67 | 42  | 43 | 219 | 15.6 |
| 3.  | Joesaar, Janari-UTPA  | SO | 14 | 63 | 23  | 66 | 215 | 15.4 |
| 4.  | Flora, Jarell-SU      | SR | 14 | 72 | 34  | 23 | 201 | 14.4 |
| 5.  | Russell, DeWayne-GCU  | JR | 14 | 62 | 10  | 65 | 199 | 14.2 |
| 6.  | Siakam, Pascal-NMSU   | FR | 14 | 72 | 0   | 51 | 195 | 13.9 |
| 7.  | Rosenberg, Clarke-CSU | SR | 13 | 61 | 19  | 36 | 177 | 13.6 |
| 8.  | Braun, Joshua-GCU     | FR | 14 | 61 | 29  | 38 | 189 | 13.5 |
| 9.  | Nelson, Zach-UVU      | SO | 14 | 70 | 25  | 20 | 185 | 13.2 |
| 10. | Boga, Shaquille-UTPA  | SR | 14 | 70 | 19  | 20 | 179 | 12.8 |
| 11. | Ahmed, Aly-CSUB       | JR | 13 | 62 | 0   | 41 | 165 | 12.7 |
| 12. | Mullings, Daniel-NMSU | SR | 11 | 38 | 7   | 53 | 136 | 12.4 |
| 13. | Williams, Donte-UVU   | JR | 14 | 50 | 25  | 48 | 173 | 12.4 |
| 14. | Barry, Remi-NMSU      | SR | 14 | 61 | 16  | 34 | 172 | 12.3 |
| 15. | Holliday, Reese-UMKC  | SR | 14 | 50 | 14  | 50 | 164 | 11.7 |

## REBOUNDING

| ##  | Player-Team               | CI | G  | OFF | DEF | TOT | Avg |
|-----|---------------------------|----|----|-----|-----|-----|-----|
| 1.  | Siakam, Pascal-NMSU       | FR | 14 | 50  | 68  | 118 | 8.4 |
| 2.  | Nephawe, Tshilidzi-NMSUSR | SR | 13 | 37  | 69  | 106 | 8.2 |
| 3.  | Ahmed, Aly-CSUB           | JR | 13 | 37  | 66  | 103 | 7.9 |
| 4.  | Mays, Kevin-CSUB          | JR | 14 | 42  | 65  | 107 | 7.6 |
| 5.  | Nelson, Zach-UVU          | SO | 14 | 27  | 68  | 95  | 6.8 |
| 6.  | Bruneel, Mitch-UVU        | SR | 14 | 39  | 48  | 87  | 6.2 |
| 7.  | Hines, Shaquille-UTPA     | JR | 14 | 26  | 59  | 85  | 6.1 |
| 8.  | Kimasa, Dan-UTPA          | FR | 14 | 22  | 62  | 84  | 6.0 |
| 9.  | Joesaar, Janari-UTPA      | SO | 14 | 30  | 51  | 81  | 5.8 |
| 10. | Powell, William-SU        | SO | 14 | 30  | 50  | 80  | 5.7 |
| 11. | Palmer, Trayvon-CSU       | SO | 12 | 24  | 42  | 66  | 5.5 |
| 12. | Barry, Remi-NMSU          | SR | 14 | 16  | 60  | 76  | 5.4 |
| 13. | Braun, Joshua-GCU         | FR | 14 | 20  | 55  | 75  | 5.4 |
| 14. | Meier, Joshua-CSU         | FR | 14 | 42  | 31  | 73  | 5.2 |
| 15. | Smith, Thaddeus-UMKC      | JR | 11 | 23  | 31  | 54  | 4.9 |

## FIELD GOAL PERCENTAGE (Minimum 3.0 made per game)

| ##  | Player-Team               | CI | G  | FG | FGA | PCT  |
|-----|---------------------------|----|----|----|-----|------|
| 1.  | Siakam, Pascal-NMSU       | FR | 14 | 72 | 117 | .615 |
| 2.  | Nephawe, Tshilidzi-NMSUSR | SR | 13 | 52 | 92  | .565 |
| 3.  | Powell, William-SU        | SO | 14 | 44 | 78  | .564 |
| 4.  | Mays, Kevin-CSUB          | JR | 14 | 58 | 114 | .509 |
| 5.  | Alexander, Daniel-GCU     | SR | 14 | 49 | 98  | .500 |
|     | Baker, Ian-NMSU           | SO | 14 | 43 | 86  | .500 |
| 7.  | Bruneel, Mitch-UVU        | SR | 14 | 59 | 119 | .496 |
| 8.  | Holliday, Reese-UMKC      | SR | 14 | 50 | 101 | .495 |
| 9.  | Nelson, Zach-UVU          | SO | 14 | 70 | 145 | .483 |
| 10. | Hines, Shaquille-UTPA     | JR | 14 | 69 | 143 | .483 |

## ASSISTS

| ##  | Player-Team           | CI | G  | Asts | Avg  |
|-----|-----------------------|----|----|------|------|
| 1.  | Russell, DeWayne-GCU  | JR | 14 | 65   | 4.64 |
| 2.  | Davis, Marcel-UVU     | JR | 14 | 61   | 4.36 |
| 3.  | Wrapp, Brent-CSUB     | FR | 14 | 55   | 3.93 |
| 4.  | Murray, Emerson-SU    | SR | 14 | 54   | 3.86 |
| 5.  | Watson, Elijah-UTPA   | FR | 14 | 52   | 3.71 |
| 6.  | Harrison, Martez-UMKC | SO | 14 | 50   | 3.57 |
| 7.  | Mullings, Daniel-NMSU | SR | 11 | 34   | 3.09 |
| 8.  | Boga, Shaquille-UTPA  | SR | 14 | 42   | 3.00 |
|     | Rosenberg, Clarke-CSU | SR | 13 | 39   | 3.00 |
| 10. | Nelson, Zach-UVU      | SO | 14 | 39   | 2.79 |

## FREE THROW PERCENTAGE (Minimum 2.0 made per game)

| ##  | Player-Team            | CI | G  | FTM | FTA | PCT  |
|-----|------------------------|----|----|-----|-----|------|
| 1.  | Joesaar, Janari-UTPA   | SO | 14 | 66  | 73  | .904 |
| 2.  | Barry, Remi-NMSU       | SR | 14 | 34  | 38  | .895 |
| 3.  | Braun, Joshua-GCU      | FR | 14 | 38  | 44  | .864 |
| 4.  | Williams, Donte-UVU    | JR | 14 | 48  | 56  | .857 |
| 5.  | Siakam, Pascal-NMSU    | FR | 14 | 51  | 62  | .823 |
| 6.  | Umipig, Isiah-SU       | SR | 14 | 43  | 53  | .811 |
| 7.  | Russell, DeWayne-GCU   | JR | 14 | 65  | 81  | .802 |
| 8.  | Airington, Jaylin-CSUB | SO | 14 | 39  | 49  | .796 |
| 9.  | Baker, Ian-NMSU        | SO | 14 | 33  | 42  | .786 |
| 10. | Woolridge, Royce-GCU   | SR | 14 | 39  | 50  | .780 |

## STEALS

| ##  | Player-Team           | CI | G  | Stls | Avg  |
|-----|-----------------------|----|----|------|------|
| 1.  | Murray, Emerson-SU    | SR | 14 | 25   | 1.79 |
| 2.  | Baker, Ian-NMSU       | SO | 14 | 23   | 1.64 |
| 3.  | Mullings, Daniel-NMSU | SR | 11 | 18   | 1.64 |
| 4.  | Harrison, Martez-UMKC | SO | 14 | 22   | 1.57 |
| 5.  | Russell, DeWayne-GCU  | JR | 14 | 20   | 1.43 |
| 6.  | Joesaar, Janari-UTPA  | SO | 14 | 18   | 1.29 |
| 7.  | Boga, Shaquille-UTPA  | SR | 14 | 17   | 1.21 |
|     | Mays, Kevin-CSUB      | JR | 14 | 17   | 1.21 |
|     | Hill, Sean-CSU        | SR | 14 | 17   | 1.21 |
| 10. | Umipig, Isiah-SU      | SR | 14 | 16   | 1.14 |

## THREE-POINT FIELD GOAL PERCENTAGE (Minimum 1.0 made per game)

| ##  | Player-Team           | CI | G  | 3FG | FGA | PCT  |
|-----|-----------------------|----|----|-----|-----|------|
| 1.  | Palmer, Trayvon-CSU   | SO | 12 | 15  | 31  | .484 |
| 2.  | Baker, Ian-NMSU       | SO | 14 | 25  | 52  | .481 |
| 3.  | Majerle, Ryan-GCU     | JR | 14 | 27  | 60  | .450 |
| 4.  | Maynor, Javonte-CSUB  | SR | 14 | 37  | 88  | .420 |
| 5.  | Flora, Jarell-SU      | SR | 14 | 34  | 83  | .410 |
| 6.  | Umipig, Isiah-SU      | SR | 14 | 42  | 107 | .393 |
| 7.  | Taylor, Deshon-UMKC   | FR | 14 | 18  | 46  | .391 |
| 8.  | Braun, Joshua-GCU     | FR | 14 | 29  | 76  | .382 |
| 9.  | Rosenberg, Clarke-CSU | SR | 13 | 19  | 50  | .380 |
| 10. | Holliday, Reese-UMKC  | SR | 14 | 14  | 37  | .378 |



### THREE-POINT FIELD GOAL AVERAGE

| ## | Player-Team           | Cl | G  | 3FG | Avg  |
|----|-----------------------|----|----|-----|------|
| 1. | Umipig, Isiah-SU      | SR | 14 | 42  | 3.00 |
| 2. | Maynor, Javonte-CSUB  | SR | 14 | 37  | 2.64 |
| 3. | Flora, Jarell-SU      | SR | 14 | 34  | 2.43 |
| 4. | Braun, Joshua-GCU     | FR | 14 | 29  | 2.07 |
| 5. | Majerle, Ryan-GCU     | JR | 14 | 27  | 1.93 |
| 6. | Baker, Ian-NMSU       | SO | 14 | 25  | 1.79 |
|    | Williams, Donte-UVU   | JR | 14 | 25  | 1.79 |
|    | Nelson, Zach-UVU      | SO | 14 | 25  | 1.79 |
| 9. | Joesaar, Janari-UTPA  | SO | 14 | 23  | 1.64 |
|    | Harrison, Martez-UMKC | SO | 14 | 23  | 1.64 |

### BLOCKED SHOTS

| ## | Player-Team              | Cl | G  | Blks | Avg  |
|----|--------------------------|----|----|------|------|
| 1. | Kimasa, Dan-UTPA         | FR | 14 | 24   | 1.71 |
| 2. | Siakam, Pascal-NMSU      | FR | 14 | 22   | 1.57 |
| 3. | Smith, Thaddeus-UMKC     | JR | 11 | 17   | 1.55 |
| 4. | Nelson, Zach-UVU         | SO | 14 | 20   | 1.43 |
| 5. | Braun, Joshua-GCU        | FR | 14 | 15   | 1.07 |
| 6. | Austin, Darius-UMKC      | JR | 14 | 11   | 0.79 |
| 7. | Nephawe, Tshildzi-NMSUSR | 13 | 10 | 0.77 |      |
| 8. | Alexander, Daniel-GCU    | SR | 14 | 10   | 0.71 |
| 9. | Griffin, Johnny-CSU      | SO | 13 | 9    | 0.69 |
|    | Ahmed, Aly-CSUB          | JR | 13 | 9    | 0.69 |

### ASSIST/TURNOVER RATIO (Minimum 3.0 assists/game)

| ## | Player-Team           | Cl | G  | Ast | Avg | Turn | Avg | Ratio |
|----|-----------------------|----|----|-----|-----|------|-----|-------|
| 1. | Wrapp, Brent-CSUB     | FR | 14 | 55  | 3.9 | 15   | 1.1 | 3.67  |
| 2. | Russell, DeWayne-GCU  | JR | 14 | 65  | 4.6 | 23   | 1.6 | 2.83  |
| 3. | Davis, Marcel-UVU     | JR | 14 | 61  | 4.4 | 27   | 1.9 | 2.26  |
| 4. | Murray, Emerson-SU    | SR | 14 | 54  | 3.9 | 24   | 1.7 | 2.25  |
| 5. | Harrison, Martez-UMKC | SO | 14 | 50  | 3.6 | 27   | 1.9 | 1.85  |
| 6. | Watson, Elijah-UTPA   | FR | 14 | 52  | 3.7 | 29   | 2.1 | 1.79  |
| 7. | Boga, Shaquille-UTPA  | SR | 14 | 42  | 3.0 | 30   | 2.1 | 1.40  |
| 8. | Mullings, Daniel-NMSU | SR | 11 | 34  | 3.1 | 25   | 2.3 | 1.36  |
| 9. | Rosenberg, Clarke-CSU | SR | 13 | 39  | 3.0 | 32   | 2.5 | 1.22  |

### OFFENSIVE REBOUNDS

| ##  | Player-Team              | Cl | G  | O-Reb | Avg  |
|-----|--------------------------|----|----|-------|------|
| 1.  | Siakam, Pascal-NMSU      | FR | 14 | 50    | 3.57 |
| 2.  | Meier, Joshua-CSU        | FR | 14 | 42    | 3.00 |
|     | Mays, Kevin-CSUB         | JR | 14 | 42    | 3.00 |
| 4.  | Nephawe, Tshildzi-NMSUSR | 13 | 37 | 2.85  |      |
|     | Ahmed, Aly-CSUB          | JR | 13 | 37    | 2.85 |
| 6.  | Bruneel, Mitch-UVU       | SR | 14 | 39    | 2.79 |
| 7.  | Evans, Brenden-UVU       | SR | 12 | 28    | 2.33 |
| 8.  | Joesaar, Janari-UTPA     | SO | 14 | 30    | 2.14 |
|     | Powell, William-SU       | SO | 14 | 30    | 2.14 |
| 10. | Smith, Thaddeus-UMKC     | JR | 11 | 23    | 2.09 |

### DEFENSIVE REBOUNDS

| ##  | Player-Team              | Cl | G  | D-Reb | Avg  |
|-----|--------------------------|----|----|-------|------|
| 1.  | Nephawe, Tshildzi-NMSUSR | 13 | 69 | 5.31  |      |
| 2.  | Ahmed, Aly-CSUB          | JR | 13 | 66    | 5.08 |
| 3.  | Siakam, Pascal-NMSU      | FR | 14 | 68    | 4.86 |
|     | Nelson, Zach-UVU         | SO | 14 | 68    | 4.86 |
| 5.  | Mays, Kevin-CSUB         | JR | 14 | 65    | 4.64 |
| 6.  | Kimasa, Dan-UTPA         | FR | 14 | 62    | 4.43 |
| 7.  | Barry, Remi-NMSU         | SR | 14 | 60    | 4.29 |
| 8.  | Alexander, Daniel-GCU    | SR | 14 | 59    | 4.21 |
|     | Hines, Shaquille-UTPA    | JR | 14 | 59    | 4.21 |
| 10. | Murray, Emerson-SU       | SR | 14 | 58    | 4.14 |

### MINUTES PLAYED

| ##  | Player-Team           | Cl | G  | Min | Avg   |
|-----|-----------------------|----|----|-----|-------|
| 1.  | Joesaar, Janari-UTPA  | SO | 14 | 510 | 36.43 |
| 2.  | Boga, Shaquille-UTPA  | SR | 14 | 499 | 35.64 |
| 3.  | Barry, Remi-NMSU      | SR | 14 | 494 | 35.29 |
| 4.  | Bruneel, Mitch-UVU    | SR | 14 | 491 | 35.07 |
| 5.  | Hines, Shaquille-UTPA | JR | 14 | 489 | 34.93 |
| 6.  | Umipig, Isiah-SU      | SR | 14 | 487 | 34.79 |
| 7.  | Siakam, Pascal-NMSU   | FR | 14 | 483 | 34.50 |
|     | Flora, Jarell-SU      | SR | 14 | 483 | 34.50 |
| 9.  | Russell, DeWayne-GCU  | JR | 14 | 471 | 33.64 |
| 10. | Nelson, Zach-UVU      | SO | 14 | 453 | 32.36 |

# 2014-15 Individual Superlatives – All Games

|  |  |  |
|--|--|--|
| <b>Points</b>                          | 34   | Harrison, Martez (Missouri-Kansas City) at Indiana State (12/28/14)      |
|  | 33   | Umipig, Isiah (Seattle U) vs UC Davis (12/30/14)                         |
| <b>Field goals made</b>                | 12   | Hines, Shaquille (Texas-Pan American) vs North Dakota (11/29/14)         |
|  | 12   | Hines, Shaquille (Texas-Pan American) at Omaha (12/21/14)                |
| <b>Field goal attempts</b>             | 23   | Harrison, Martez (Missouri-Kansas City) at Youngstown State (11/26/14)   |
|  | 21   | Umipig, Isiah (Seattle U) vs Eastern Washington (12/06/14)               |
|  | 21   | Umipig, Isiah (Seattle U) vs UC Davis (12/30/14)                         |
|  | 21   | Boga, Shaquille (Texas-Pan American) vs Missouri-Kansas City (03/07/15)  |
|  | 21   | Umipig, Isiah (Seattle U) at Grand Canyon (03/07/15)                     |
|  | 21   | Umipig, Isiah (Seattle U) vs Pepperdine (03/18/15)                       |
| <b>Field goal percentage</b>           | .923 (12-13)   | Hines, Shaquille (Texas-Pan American) vs North Dakota (11/29/14)         |
|  | .889 (8-9)   | Siakam, Pascal (New Mexico State) vs Northern Colorado (11/19/14)        |
| <b>Three-point field goals made</b>    | 8  | Umipig, Isiah (Seattle U) vs Missouri-Kansas City (03/13/15)             |
|  | 7  | Umipig, Isiah (Seattle U) vs Texas State (11/14/14)                      |
|  | 7  | Umipig, Isiah (Seattle U) vs Cal State Northridge (11/29/14)             |
|  | 7  | Umipig, Isiah (Seattle U) vs UC Davis (12/30/14)                         |
|  | 7  | Umipig, Isiah (Seattle U) vs Texas-Pan American (01/15/15)               |
|  | 7  | Umipig, Isiah (Seattle U) at Chicago State (01/22/15)                    |
|  | 7  | Nelson, Zach (Utah Valley) vs Bakersfield (03/07/15)                     |
| <b>Three-point field goal attempts</b> | 17   | Umipig, Isiah (Seattle U) vs Missouri-Kansas City (03/13/15)             |
|  | 15   | Umipig, Isiah (Seattle U) vs UC Davis (12/30/14)                         |
| <b>Three-point percentage</b>          | 1.000 (5-5)  | Rosenberg, Clarke (Chicago State) vs Texas-Pan American (02/07/15)       |
|  | .833 (5-6)   | Adekoya, Jawad (Chicago State) at Bakersfield (02/19/15)                 |
| <b>Free throws made</b>                | 16   | Holliday, Reese (Missouri-Kansas City) vs Grand Canyon (02/28/15)        |
|  | 15   | Harrison, Martez (Missouri-Kansas City) at Missouri (11/14/14)           |
| <b>Free throw attempts</b>             | 17   | Holliday, Reese (Missouri-Kansas City) vs Grand Canyon (02/28/15)        |
|  | 16   | Harrison, Martez (Missouri-Kansas City) at Missouri (11/14/14)           |
|  | 16   | Barry, Remi (New Mexico State) at Saint Mary's (Calif) (11/18/14)        |
|  | 16   | Joesaar, Janari (Texas-Pan American) vs Texas A&M-Kingsville (11/22/14)  |
|  | 16   | Joesaar, Janari (Texas-Pan American) vs Bakersfield (02/12/15)           |
|  | 16   | Nephawe, Tshilidzi (New Mexico State) vs Seattle U (03/14/15)            |
| <b>Free throw percentage</b>           | 1.000 (11-11)  | Joesaar, Janari (Texas-Pan American) vs Chicago State (01/10/15)         |
|  | 1.000 (10-10)  | Umipig, Isiah (Seattle U) vs Chicago State (03/12/15)                    |
|  | 1.000 (9-9)  | Flora, Jarell (Seattle U) vs Northwest University (12/15/14)             |
|  | 1.000 (8-8)  | Holliday, Reese (Missouri-Kansas City) at Youngstown State (11/26/14)    |
|  | 1.000 (8-8)  | Williams, Donte (Utah Valley) at Arizona (12/09/14)                      |
|  | 1.000 (8-8)  | Glover, Anthony (Chicago State) vs Texas-Pan American (02/07/15)         |
|  | 1.000 (8-8)  | Siakam, Pascal (New Mexico State) vs Seattle U (02/12/15)                |
|  | 1.000 (8-8)  | Ahmed, Aly (Bakersfield) vs Bristol (02/24/15)                           |
|  | 1.000 (8-8)  | Joesaar, Janari (Texas-Pan American) vs Missouri-Kansas City (03/07/15)  |
| 1.000 (8-8)                            | Umipig, Isiah (Seattle U) vs New Mexico State (03/14/15) |  |
| <b>Rebounds</b>                        | 18   | Joesaar, Janari (Texas-Pan American) at UTSA (11/17/14)                  |
|  | 17   | Mays, Kevin (Bakersfield) vs High Point (11/14/14)                       |
|  | 17   | Siakam, Pascal (New Mexico State) vs Stetson (11/24/14)                  |
| <b>Assists</b>                         | 11   | Harrison, Martez (Missouri-Kansas City) vs Missouri S&T (11/19/14)       |
|  | 9  | Eldridge, DK (New Mexico State) vs New Mexico Highlands (01/06/15)       |
|  | 9  | Wrapp, Brent (Bakersfield) vs Seattle U (01/31/15)                       |
| <b>Steals</b>                          | 7  | Batson, Joshua (Chicago State) vs IU Northwest (11/18/14)                |
|  | 6  | Griffin, Johnny (Chicago State) vs DePaul (12/04/14)                     |
|  | 6  | Eldridge, DK (New Mexico State) vs Northern New Mexico (12/22/14)        |
|  | 6  | Mullings, Daniel (New Mexico State) vs Seattle U (03/14/15)              |
| <b>Blocked shots</b>                   | 7  | Smith, Thaddeus (Missouri-Kansas City) at Indiana State (12/28/14)       |
|  | 6  | Joesaar, Janari (Texas-Pan American) at UTSA (11/17/14)                  |
| <b>Turnovers</b>                       | 9  | Barry, Remi (New Mexico State) vs Chicago State (03/07/15)               |
|  | 7  | Nelson, Zach (Utah Valley) vs South Dakota (11/14/14)                    |
|  | 7  | Umipig, Isiah (Seattle U) vs Texas State (11/14/14)                      |
|  | 7  | Woolridge, Royce (Grand Canyon) at Central Michigan (11/29/14)           |
|  | 7  | Harrison, Martez (Missouri-Kansas City) at South Dakota State (12/06/14) |
|  | 7  | Batson, Joshua (Chicago State) at Toledo (12/06/14)                      |
|  | 7  | Flora, Jarell (Seattle U) at Missouri-Kansas City (01/24/15)             |
| 7                                      | Davis, Marcel (Utah Valley) vs Bakersfield (03/12/15)    |  |

# 2014-15 Individual Superlatives – WAC Games

|  |               |  |
|--|---------------|--|
| <b>Points</b>                          | 30            | Umipig, Isiah (Seattle U) at Chicago State (01/22/15)                    |
|  | 30            | Palmer, Trayvon (Chicago State) at Grand Canyon (01/31/15)               |
| <b>Field goals made</b>                | 11            | Palmer, Trayvon (Chicago State) at Grand Canyon (01/31/15)               |
|  | 11            | Hines, Shaquille (Texas-Pan American) at Chicago State (02/07/15)        |
|  | 11            | Boga, Shaquille (Texas-Pan American) vs Missouri-Kansas City (03/07/15)  |
| <b>Field goal attempts</b>             | 21            | Boga, Shaquille (Texas-Pan American) vs Missouri-Kansas City (03/07/15)  |
|  | 21            | Umipig, Isiah (Seattle U) at Grand Canyon (03/07/15)                     |
| <b>Field goal percentage</b>           | .800 (8-10)   | Russell, DeWayne (Grand Canyon) vs Bakersfield (01/10/15)                |
|  | .800 (8-10)   | Alexander, Daniel (Grand Canyon) vs Bakersfield (01/10/15)               |
|  | .800 (8-10)   | Woolridge, Royce (Grand Canyon) vs Seattle U (03/07/15)                  |
| <b>Three-point field goals made</b>    | 7             | Umipig, Isiah (Seattle U) vs Texas-Pan American (01/15/15)               |
|  | 7             | Umipig, Isiah (Seattle U) at Chicago State (01/22/15)                    |
|  | 7             | Nelson, Zach (Utah Valley) vs Bakersfield (03/07/15)                     |
| <b>Three-point field goal attempts</b> | 13            | Umipig, Isiah (Seattle U) at Texas-Pan American (02/14/15)               |
|  | 12            | Boga, Shaquille (Texas-Pan American) at Chicago State (02/07/15)         |
|  | 12            | Umipig, Isiah (Seattle U) at Grand Canyon (03/07/15)                     |
| <b>Three-point percentage</b>          | 1.000 (5-5)   | Rosenberg, Clarke (Chicago State) vs Texas-Pan American (02/07/15)       |
|  | .833 (5-6)    | Adekoya, Jawad (Chicago State) at Bakersfield (02/19/15)                 |
| <b>Free throws made</b>                | 16            | Holliday, Reese (Missouri-Kansas City) vs Grand Canyon (02/28/15)        |
|  | 12            | Mullings, Daniel (New Mexico State) at Missouri-Kansas City (02/07/15)   |
|  | 12            | Joesaar, Janari (Texas-Pan American) vs Bakersfield (02/12/15)           |
| <b>Free throw attempts</b>             | 17            | Holliday, Reese (Missouri-Kansas City) vs Grand Canyon (02/28/15)        |
|  | 16            | Joesaar, Janari (Texas-Pan American) vs Bakersfield (02/12/15)           |
| <b>Free throw percentage</b>           | 1.000 (11-11) | Joesaar, Janari (Texas-Pan American) vs Chicago State (01/10/15)         |
|  | 1.000 (8-8)   | Glover, Anthony (Chicago State) vs Texas-Pan American (02/07/15)         |
|  | 1.000 (8-8)   | Siakam, Pascal (New Mexico State) vs Seattle U (02/12/15)                |
|  | 1.000 (8-8)   | Joesaar, Janari (Texas-Pan American) vs Missouri-Kansas City (03/07/15)  |
| <b>Rebounds</b>                        | 14            | Nephawe, Tshilidzi (New Mexico State) at Texas-Pan American (03/04/15)   |
|  | 12            | Siakam, Pascal (New Mexico State) vs Missouri-Kansas City (01/10/15)     |
|  | 12            | Mays, Kevin (Bakersfield) at Chicago State (01/24/15)                    |
|  | 12            | Hines, Shaquille (Texas-Pan American) at New Mexico State (01/31/15)     |
|  | 12            | Mays, Kevin (Bakersfield) vs Seattle U (01/31/15)                        |
|  | 12            | Ahmed, Aly (Bakersfield) vs Seattle U (01/31/15)                         |
|  | 12            | Nephawe, Tshilidzi (New Mexico State) at Missouri-Kansas City (02/07/15) |
|  | 12            | Crook, Jack (Seattle U) vs Utah Valley (02/07/15)                        |
|  | 12            | Mays, Kevin (Bakersfield) at Seattle U (02/28/15)                        |
| <b>Assists</b>                         | 9             | Wrapp, Brent (Bakersfield) vs Seattle U (01/31/15)                       |
|  | 8             | Russell, DeWayne (Grand Canyon) vs Bakersfield (01/10/15)                |
|  | 8             | Davis, Marcel (Utah Valley) vs New Mexico State (02/19/15)               |
|  | 8             | Russell, DeWayne (Grand Canyon) at Chicago State (02/26/15)              |
| <b>Steals</b>                          | 5             | Baker, Ian (New Mexico State) at Grand Canyon (02/21/15)                 |
|  | 5             | Mays, Kevin (Bakersfield) at Seattle U (02/28/15)                        |
| <b>Blocked shots</b>                   | 5             | Smith, Thaddeus (Missouri-Kansas City) at Bakersfield (02/21/15)         |
|  | 5             | Siakam, Pascal (New Mexico State) vs Chicago State (03/07/15)            |
| <b>Turnovers</b>                       | 9             | Barry, Remi (New Mexico State) vs Chicago State (03/07/15)               |
|  | 7             | Flora, Jarell (Seattle U) at Missouri-Kansas City (01/24/15)             |



# 2014-15 Team Superlatives – All Games

|  |               |   |
|--|---------------|---|
| <b>Points</b>                          | 104           | Missouri-Kansas City vs Incarnate Word (12/20/14)     |
|  | 102           | Chicago State vs IU Northwest (11/18/14)              |
| <b>Margin</b>                          | 51 (102-51)   | Chicago State vs IU Northwest (11/18/14)              |
|  | 51 (87-36)    | Bakersfield vs La Verne (12/31/14)                    |
| <b>Field goals made</b>                | 43            | Chicago State vs IU Northwest (11/18/14)              |
|  | 36            | Seattle U vs Omaha (11/19/14)                         |
| <b>Field goal attempts</b>             | 87            | New Mexico State vs Stetson (11/24/14)                |
|  | 75            | Bakersfield vs High Point (11/14/14)                  |
| <b>Field goal percentage</b>           | .628 (27-43)  | Bakersfield vs San Diego Christian (01/27/15)         |
|  | .618 (34-55)  | Grand Canyon vs Utah Valley (02/14/15)                |
| <b>Three-point field goals made</b>    | 14            | Utah Valley vs Bakersfield (03/07/15)                 |
|  | 13            | Seattle U vs Cal State Northridge (11/29/14)          |
| <b>Three-point field goal attempts</b> | 33            | Chicago State vs Seattle U (01/22/15)                 |
|  | 33            | Missouri-Kansas City vs Seattle U (01/24/15)          |
| <b>Three-point percentage</b>          | .667 (8-12)   | Bakersfield vs San Diego Christian (01/27/15)         |
|  | .615 (8-13)   | New Mexico State at Bakersfield (01/15/15)            |
|  | .615 (8-13)   | Bakersfield vs Grand Canyon (02/07/15)                |
| <b>Free throws made</b>                | 33            | Grand Canyon vs Seattle U (03/07/15)                  |
|  | 32            | New Mexico State at Saint Mary's (Calif) (11/18/14)   |
| <b>Free throw attempts</b>             | 47            | New Mexico State at Saint Mary's (Calif) (11/18/14)   |
|  | 42            | Missouri-Kansas City vs Incarnate Word (12/20/14)     |
| <b>Free throw percentage</b>           | 1.000 (11-11) | Grand Canyon vs Northern Arizona (03/18/15)           |
|  | 1.000 (7-7)   | Chicago State vs Seattle U (01/22/15)                 |
|  | 1.000 (6-6)   | Utah Valley at New Mexico State (01/24/15)            |
|  | 1.000 (3-3)   | Texas-Pan American at New Mexico State (01/31/15)     |
| <b>Rebounds</b>                        | 62            | New Mexico State vs Stetson (11/24/14)                |
|  | 51            | Utah Valley vs Bristol (12/30/14)                     |
| <b>Assists</b>                         | 27            | Bakersfield vs La Verne (12/31/14)                    |
|  | 24            | Seattle U vs Omaha (11/19/14)                         |
| <b>Steals</b>                          | 22            | Chicago State vs IU Northwest (11/18/14)              |
|  | 22            | Missouri-Kansas City vs William Jewell (11/29/14)     |
| <b>Blocked shots</b>                   | 12            | Texas-Pan American at UTSA (11/17/14)                 |
|  | 11            | Chicago State at Missouri-Kansas City (01/17/15)      |
| <b>Turnovers</b>                       | 28            | Texas-Pan American at Missouri-Kansas City (02/05/15) |
|  | 25            | Chicago State at SIUE (12/22/14)                      |
| <b>Fouls</b>                           | 34            | Bakersfield at North Carolina A&T (01/03/05)          |
|  | 33            | Missouri-Kansas City vs Incarnate Word (12/20/14)     |

# 2014-15 Team Superlatives – WAC Games

|  |              |   |
|--|--------------|---|
| <b>Points</b>                          | 85           | New Mexico State vs Grand Canyon (01/22/15)           |
|  | 83           | Grand Canyon at Utah Valley (01/15/15)                |
|  | 83           | Grand Canyon vs Utah Valley (02/14/15)                |
|  | 83           | Grand Canyon vs Seattle U (03/07/15)                  |
| <b>Margin</b>                          | 26 (73-47)   | New Mexico State vs Seattle U (02/12/15)              |
|  | 26 (83-57)   | Grand Canyon vs Utah Valley (02/14/15)                |
|  | 26 (57-31)   | Seattle U vs Chicago State (02/21/15)                 |
| <b>Field goals made</b>                | 34           | Grand Canyon vs Utah Valley (02/14/15)                |
|  | 32           | Texas-Pan American vs Grand Canyon (01/24/15)         |
| <b>Field goal attempts</b>             | 62           | Chicago State vs Grand Canyon (02/26/15)              |
|  | 61           | Grand Canyon at Utah Valley (01/15/15)                |
|  | 61           | Chicago State at Missouri-Kansas City (01/17/15)      |
|  | 61           | Chicago State at Utah Valley (01/29/15)               |
|  | 61           | Texas-Pan American at Grand Canyon (02/19/15)         |
| <b>Field goal percentage</b>           | .618 (34-55) | Grand Canyon vs Utah Valley (02/14/15)                |
|  | .585 (24-41) | Bakersfield vs Utah Valley (02/05/15)                 |
| <b>Three-point field goals made</b>    | 14           | Utah Valley vs Bakersfield (03/07/15)                 |
|  | 12           | Chicago State vs Seattle U (01/22/15)                 |
|  | 12           | Missouri-Kansas City vs Seattle U (01/24/15)          |
| <b>Three-point field goal attempts</b> | 33           | Chicago State vs Seattle U (01/22/15)                 |
|  | 33           | Missouri-Kansas City vs Seattle U (01/24/15)          |
| <b>Three-point percentage</b>          | .615 (8-13)  | New Mexico State at Bakersfield (01/15/15)            |
|  | .615 (8-13)  | Bakersfield vs Grand Canyon (02/07/15)                |
| <b>Free throws made</b>                | 33           | Grand Canyon vs Seattle U (03/07/15)                  |
|  | 29           | Missouri-Kansas City vs Grand Canyon (02/28/15)       |
| <b>Free throw attempts</b>             | 40           | Grand Canyon vs Seattle U (03/07/15)                  |
|  | 34           | Utah Valley vs Chicago State (01/29/15)               |
|  | 34           | Missouri-Kansas City vs Grand Canyon (02/28/15)       |
| <b>Free throw percentage</b>           | 1.000 (7-7)  | Chicago State vs Seattle U (01/22/15)                 |
|  | 1.000 (6-6)  | Utah Valley at New Mexico State (01/24/15)            |
|  | 1.000 (3-3)  | Texas-Pan American at New Mexico State (01/31/15)     |
| <b>Rebounds</b>                        | 44           | Utah Valley vs Chicago State (01/29/15)               |
|  | 43           | New Mexico State vs Grand Canyon (01/22/15)           |
| <b>Assists</b>                         | 20           | Missouri-Kansas City vs Seattle U (01/24/15)          |
|  | 20           | Texas-Pan American vs Grand Canyon (01/24/15)         |
| <b>Steals</b>                          | 15           | Missouri-Kansas City vs Texas-Pan American (02/05/15) |
|  | 14           | Chicago State vs Utah Valley (02/28/15)               |
| <b>Blocked shots</b>                   | 11           | Chicago State at Missouri-Kansas City (01/17/15)      |
|  | 8            | New Mexico State vs Texas-Pan American (01/31/15)     |
|  | 8            | Missouri-Kansas City at Bakersfield (02/21/15)        |
|  | 8            | Chicago State vs Grand Canyon (02/26/15)              |
| <b>Turnovers</b>                       | 28           | Texas-Pan American at Missouri-Kansas City (02/05/15) |
|  | 23           | New Mexico State vs Chicago State (03/07/15)          |
| <b>Fouls</b>                           | 29           | Bakersfield at Seattle U (02/28/15)                   |
|  | 28           | Seattle U at Utah Valley (01/10/15)                   |

# WAC Team Records

## SCORING

### Most Points

|            |      |   |
|------------|------|---|
| WAC Half   | 70   | Arizona State (Arizona), 1973             |
| WAC Game   | 128  | Tulsa (at TCU), Feb. 27, 1997             |
| WAC Season | 1463 | Fresno State, 1995-96                     |
| Half       | 82   | TCU (Grambling State, 2nd), Dec. 30, 1999 |
| Game       | 153  | TCU (UT-Pan American), Nov. 29, 1997      |
| Season     | 3209 | TCU, 1997-98                              |

### Most Points Per Game

|            |      |               |
|------------|------|---------------|
| WAC Season | 95.6 | TCU, 1997-98  |
| Season     | 98.0 | Utah, 1965-66 |

### Largest Scoring Margin

|            |      |   |
|------------|------|---|
| WAC Game   | 44   | UTEP (108) vs. Arizona (64), 1970               |
|            | 44   | Tulsa (128) vs. TCU (84), Feb. 27, 1997         |
|            | 44   | Utah State (98) vs. Hawai'i (54), Jan. 11, 2010 |
|            | 44   | TCU (105) vs. SDSU (61), Jan. 17, 1998          |
| WAC Season | 20.5 | TCU, 1997-98                                    |
| Game       | 70   | LA Tech (118) vs. Cen. Bap. (48), Feb. 20, 2012 |
| Season     | 19.4 | TCU, 1997-98                                    |

## FIELD GOALS

### Most Field Goals Made

|            |      |                                      |
|------------|------|--------------------------------------|
| WAC Game   | 50   | TCU (San Jose State), Feb. 7, 1998   |
| WAC Season | 514  | Fresno State, 1995-96                |
| Game       | 57   | TCU (Central Oklahoma), Dec. 9, 2000 |
| Season     | 1220 | TCU, 1997-98                         |

### Most Field Goals Attempted

|            |      |                                |
|------------|------|--------------------------------|
| WAC Game   | 109  | San Diego State (BYU), 1979-80 |
| WAC Season | 1135 | Fresno State, 1995-96          |
| Game       | 109  | San Diego State (BYU), 1979-80 |
| Season     | 2464 | TCU, 1997-98                   |

### Best Field Goal Percentage

|            |      |                                    |
|------------|------|------------------------------------|
| WAC Game   | 73.7 | Utah (Air Force, 28-38), 1986-87   |
| WAC Season | 57.0 | New Mexico (474-832), 1988-89      |
| Game       | 81.4 | New Mexico (Oregon State), 1985-86 |
| Season     | 54.5 | New Mexico (992-1819), 1988-89     |

### Most Three-Point Field Goals Made

|            |     |                                     |
|------------|-----|-------------------------------------|
| WAC Game   | 20  | Utah State (NM State), Feb. 2, 2006 |
| WAC Season | 179 | New Mexico, 1993-94                 |
| Game       | 20  | Utah State (NM State), Feb. 2, 2006 |
| Season     | 303 | Fresno State, 2006-07               |

### Most Three-Point Field Goals Attempted

|            |     |   |
|------------|-----|---|
| WAC Game   | 38  | NM State (San Jose St.), Jan. 23, 2010      |
| WAC Season | 463 | Fresno State, 2005-06                       |
| Game       | 44  | Fresno State (CS Northridge), Nov. 30, 1999 |
| Season     | 881 | Fresno State, 2006-07                       |

### Best Three-Point Field Goal Percentage (Min. 10 made)

|            |      |   |
|------------|------|---|
| WAC Game   | 71.4 | Fresno State (at Air Force, 10-14), 1995-96     |
|            | 71.4 | Hawai'i (Fresno State, 10-14), Feb. 1, 2001     |
| WAC Season | 49.4 | Brigham Young, 1987-88                          |
| Game       | 78.6 | NM State (Texas Southern, 11-14), Dec. 23, 2009 |
| Season     | 46.2 | Colorado State, 1988-89 (141-305)               |

## FREE THROWS

### Most Made

|            |     |                                       |
|------------|-----|---------------------------------------|
| WAC Game   | 45  | Nevada (Boise State), Feb. 14, 2002   |
| WAC Season | 386 | Brigham Young, 1992-93                |
| Game       | 56  | TCU (Eastern Michigan), Dec. 21, 1999 |
| Season     | 705 | NM State, 2013-14                     |

### Most Attempted

|            |       |  |
|------------|-------|--|
| WAC Game   | 56    | Nevada (Louisiana Tech), Feb. 15, 2003 |
| WAC Season | 574   | Nevada, 2001-02                        |
| Game       | 70    | TCU (Eastern Michigan), Dec. 21, 1999  |
| Season     | 1,027 | NM State, 2013-14                      |

### Best Percentage

|            |       |   |
|------------|-------|---|
| WAC Game   | 1.000 | Several Teams (Most Made, 19-ASU vs. UA, 1977-78; and Nevada at Boise State, Jan. 17, 2004) |
| WAC Season | .805  | Brigham Young (284-353), 1988-89  |
| Game       | 1.000 | Several Teams (Most Made, 21 TCU vs. Louisiana Tech, Dec. 23, 1999)                         |
| Season     | .815  | Brigham Young (527-647), 1988-89  |

## REBOUNDING

### Most Rebounds

|            |      |  |
|------------|------|--|
| WAC Game   | 75   | Utah (Arizona State), 1968-69              |
| WAC Season | 725  | Nevada, 2004-05                            |
| Game       | 79   | Colorado State (West Texas State), 1970-71 |
| Season     | 1480 | New Mexico, 1976-77                        |

### Most Rebounds Per Game

|            |      |                        |
|------------|------|------------------------|
| WAC Season | 46.1 | Arizona State, 1968-69 |
| Season     | 55.8 | Brigham Young, 1969-70 |

## ASSISTS

### Most Assists

|            |     |                                      |
|------------|-----|--------------------------------------|
| WAC Game   | 36  | Utah (Brigham Young), 1973-74        |
| WAC Season | 324 | New Mexico, 1988-89                  |
| Game       | 39  | TCU (Central Oklahoma), Dec. 9, 2000 |
| Season     | 685 | Fresno State, 1997-98                |

## STEALS

### Most Steals

|            |     |  |
|------------|-----|--|
| WAC Game   | 22  | Denver (Seattle U), Feb. 7, 2013         |
| WAC Season | 176 | TCU, 2000-01                             |
| Game       | 30  | TCU (Arkansas-Pine Bluff), Dec. 30, 2000 |
| Season     | 434 | Tulsa, 1999-2000                         |



## PERSONAL FOULS

### Most Fouls

|            |     |  |
|------------|-----|--|
| WAC Game   | 39  | Louisiana Tech (Nevada), Feb. 15, 2003 |
|            | 39  | Seattle U (LA Tech), Jan. 19, 2013     |
| WAC Season | 393 | UTEP, 2001-02                          |

|        |     |  |
|--------|-----|--|
| Game   | 39  | Louisiana Tech (Nevada), Feb. 15, 2003 |
|        | 39  | Seattle U (LA Tech), Jan. 19, 2013     |
| Season | 736 | Chicago State, 2013-14                 |

### Fewest Fouls

|            |     |                                     |
|------------|-----|-------------------------------------|
| WAC Game   | 5   | New Mexico (at Air Force), 1989-90; |
|            | 5   | Utah (UTEP), 1975-76                |
| WAC Season | 173 | Arizona State, 1962-63              |

|        |     |                        |
|--------|-----|------------------------|
| Game   | 5   | Several Teams          |
| Season | 365 | Brigham Young, 1972-73 |

## WINS AND LOSSES

### Most Games Played

|        |    |                  |
|--------|----|------------------|
| Season | 37 | Tulsa, 1999-2000 |
|--------|----|------------------|

### Most Wins

|            |    |                         |
|------------|----|-------------------------|
| WAC Season | 16 | Nevada, 2004-05         |
|            | 16 | Louisiana Tech, 2012-13 |
|            | 16 | Denver, 2012-13         |

|        |    |                  |
|--------|----|------------------|
| Season | 32 | Tulsa, 1999-2000 |
|--------|----|------------------|

### Most Losses

|            |    |                         |
|------------|----|-------------------------|
| WAC Season | 17 | San Jose State, 2003-04 |
|------------|----|-------------------------|

|        |    |                |
|--------|----|----------------|
| Season | 27 | Idaho, 2006-07 |
|--------|----|----------------|

### Best Won/Lost Percentage

|            |       |                     |
|------------|-------|---------------------|
| WAC Season | 100.0 | TCU (14-0), 1997-98 |
|------------|-------|---------------------|

|        |      |                               |
|--------|------|-------------------------------|
| Season | 89.7 | Arizona State (26-3), 1962-63 |
|--------|------|-------------------------------|

### Most Consecutive Wins

|            |    |                         |
|------------|----|-------------------------|
| WAC Season | 19 | Utah, 1997-98 – 1998-99 |
|------------|----|-------------------------|

|        |    |               |
|--------|----|---------------|
| Season | 23 | Utah, 1998-99 |
|--------|----|---------------|

### Most Consecutive Losses

|            |    |                           |
|------------|----|---------------------------|
| WAC Season | 16 | San Diego State, 1991-92; |
|            | 16 | Brigham Young, 1996-97    |

|        |    |                           |
|--------|----|---------------------------|
| Season | 21 | San Diego State, 1991-92; |
|        | 21 | Brigham Young, 1996-97    |

## DEFENSIVE RECORDS

### Fewest Points Allowed

|          |    |                           |
|----------|----|---------------------------|
| WAC Half | 7  | UTEP (Wyoming), 1978-79   |
| WAC Game | 25 | Wyoming (at BYU), 1981-82 |

|      |    |                           |
|------|----|---------------------------|
| Half | 7  | UTEP (Wyoming), 1978-79   |
| Game | 25 | Wyoming (at BYU), 1981-82 |

### Fewest Points Allowed Per Game

|            |      |                  |
|------------|------|------------------|
| WAC Season | 47.1 | Wyoming, 1981-82 |
|------------|------|------------------|

|        |      |                  |
|--------|------|------------------|
| Season | 51.5 | Wyoming, 1981-82 |
|--------|------|------------------|

### Fewest Field Goals Allowed

|          |   |                               |
|----------|---|-------------------------------|
| WAC Game | 8 | Wyoming (Air Force), 1981-82; |
|          | 8 | UTEP (Wyoming), 1978-79       |

|      |   |                               |
|------|---|-------------------------------|
| Game | 8 | Wyoming (Air Force), 1981-82; |
|      | 8 | UTEP (Wyoming), 1978-79       |

### Fewest Field Goal Attempts Allowed

|          |    |                         |
|----------|----|-------------------------|
| WAC Game | 16 | UTEP (Wyoming), 1978-79 |
|----------|----|-------------------------|

|      |    |                         |
|------|----|-------------------------|
| Game | 16 | UTEP (Wyoming), 1978-79 |
|------|----|-------------------------|

### Fewest Free Throw Attempts Allowed

|          |   |                                    |
|----------|---|------------------------------------|
| WAC Game | 0 | New Mexico (at Air Force), 1989-90 |
|----------|---|------------------------------------|

|      |   |                                    |
|------|---|------------------------------------|
| Game | 0 | New Mexico (at Air Force), 1989-90 |
|------|---|------------------------------------|

## SINGLE GAME TWO-TEAM RECORDS (WAC ONLY)

### Most Points

|          |     |                                       |
|----------|-----|---------------------------------------|
| WAC Game | 227 | Utah (121) vs. Arizona (106), 1973-74 |
|----------|-----|---------------------------------------|

### Fewest Points

|          |    |                                    |
|----------|----|------------------------------------|
| WAC Game | 52 | Wyoming (27) vs. BYU (25), 1981-82 |
|----------|----|------------------------------------|

### Most Field Goals Made

|          |    |                                     |
|----------|----|-------------------------------------|
| WAC Game | 94 | Utah (50) vs. Arizona (44), 1973-74 |
|----------|----|-------------------------------------|

### Most Field Goals Attempted

|          |     |   |
|----------|-----|---|
| WAC Game | 195 | Brigham Young (98) vs. Utah (97), 1965-66 |
|----------|-----|---|

### Most Three-Point Field Goals Made

|          |    |   |
|----------|----|---|
| WAC Game | 29 | UTEP (11) at New Mexico (18), Feb. 19, 1998 |
|----------|----|---|

### Most Three-Point Field Goals Attempted

|          |    |  |
|----------|----|--|
| WAC Game | 62 | SMU (36) at Fresno State (26), Jan. 10, 1998 |
|----------|----|--|

### Most Free Throws Made

|          |    |   |
|----------|----|---|
| WAC Game | 68 | Utah (36) vs. Brigham Young (32), 1962-63 |
|----------|----|---|

### Most Free Throws Attempted

|          |    |  |
|----------|----|--|
| WAC Game | 93 | Wyoming (33) at New Mexico (58), 1965-66 |
|----------|----|--|

### Most Rebounds

|          |     |                                     |
|----------|-----|-------------------------------------|
| WAC Game | 137 | Utah (71) vs. Arizona (66), 1966-67 |
|----------|-----|-------------------------------------|

### Most Fouls

|          |    |   |
|----------|----|---|
| WAC Game | 68 | Wyoming (37) vs. New Mexico (31), 1965-66 |
|----------|----|---|

### Most Players Fouled Out

|          |   |  |
|----------|---|--|
| WAC Game | 7 | Brigham Young (4) vs. Utah (3), 1962-63; |
|          | 7 | Colorado State (4) vs. UTEP (3), 1973-74 |

## SEASON-END RANKINGS

### Associated Press

|      |               |    |
|------|---------------|----|
| 1963 | Arizona State | 4  |
| 1965 | Brigham Young | 9  |
| 1968 | New Mexico    | 6  |
| 1971 | Brigham Young | 20 |
| 1972 | Brigham Young | 9  |
| 1973 | Arizona State | 16 |
| 1974 | Utah          | 15 |
| 1975 | Arizona State | 8  |
| 1976 | Arizona       | 15 |
| 1977 | Utah          | 14 |
| 1978 | New Mexico    | 12 |
|      | Utah          | 14 |
| 1980 | Brigham Young | 12 |
| 1981 | Utah          | 14 |
|      | Brigham Young | 16 |
|      | Wyoming       | 17 |
| 1984 | UTEP          | 9  |
| 1986 | UTEP          | 20 |
| 1988 | Wyoming       | 13 |
|      | Brigham Young | 19 |
| 1991 | Utah          | 10 |
| 1993 | Utah          | 19 |
|      | New Mexico    | 21 |
| 1995 | Utah          | 19 |
| 1996 | Utah          | 12 |
|      | New Mexico    | 23 |
| 1997 | Utah          | 2  |
|      | New Mexico    | 11 |
| 1998 | Utah          | 7  |
|      | TCU           | 15 |
|      | New Mexico    | 18 |
| 1999 | Utah          | 6  |
|      | New Mexico    | 25 |
| 2000 | Tulsa         | 18 |
| 2002 | Hawai'i       | 25 |
| 2004 | Nevada        | 21 |
| 2006 | Nevada        | 20 |
| 2007 | Nevada        | 15 |
| 2011 | Utah State    | 23 |

### United Press International

|      |               |     |
|------|---------------|-----|
| 1963 | Arizona State | 3   |
| 1964 | New Mexico    | T16 |
| 1965 | Brigham Young | 6   |
| 1966 | Utah          | 12  |
|      | Brigham Young | T19 |
| 1967 | New Mexico    | 18  |
| 1968 | New Mexico    | 7   |
|      | Utah          | 18  |
| 1969 | Wyoming       | T17 |
| 1970 | UTEP          | T20 |
| 1971 | Brigham Young | T11 |
| 1972 | Brigham Young | 9   |
|      | UTEP          | 17  |
| 1973 | Arizona State | 13  |
| 1974 | New Mexico    | 18  |
| 1975 | Arizona State | 7   |
|      | Arizona       | 17  |
|      | UTEP          | 20  |
| 1976 | Arizona       | 12  |
| 1977 | Utah          | 10  |
| 1978 | New Mexico    | 4   |
|      | Utah          | 18  |
| 1980 | Brigham Young | 12  |

|      |               |     |
|------|---------------|-----|
| 1981 | Utah          | 10  |
|      | Wyoming       | 16  |
|      | Brigham Young | 17  |
| 1982 | Wyoming       | 15  |
| 1984 | UTEP          | 9   |
| 1986 | UTEP          | 16  |
| 1987 | Wyoming       | 17  |
|      | UTEP          | T19 |
| 1988 | Wyoming       | 14  |
|      | Brigham Young | 17  |
| 1991 | Utah          | 10  |

### ESPN/USA Today

|      |            |    |
|------|------------|----|
| 1992 | UTEP       | 22 |
| 1993 | Utah       | 16 |
| 1995 | Utah       | 22 |
| 1996 | Utah       | 12 |
|      | New Mexico | 25 |
| 1997 | Utah       | 6  |
|      | New Mexico | 19 |
| 1998 | Utah       | 2  |
|      | New Mexico | 21 |
|      | TCU        | 25 |
| 1999 | Utah       | 10 |
| 2000 | Tulsa      | 9  |
| 2007 | Nevada     | 21 |
| 2011 | Utah State | 25 |

# WAC Individual Records

## SCORING

### Most Points

|            |      |                                    |
|------------|------|------------------------------------|
| WAC Game   | 50   | Marvin Johnson, UNM (CSU), 1977-78 |
| WAC Season | 480  | Devin Durrant, BYU, 1983-84        |
| WAC Career | 1405 | Keith Van Horn, UU, 1993-97        |

|        |      |                                      |
|--------|------|--------------------------------------|
| Game   | 54   | Anthony Watson, SDSU (USIU), 1986-87 |
| Season | 892  | Jerry Chambers, UU, 1965-66          |
| Career | 2542 | Keith Van Horn, UU, 1994-97          |

### Best Scoring Average

|             |      |                                      |
|-------------|------|--------------------------------------|
| WAC Season  | 30.1 | Jerry Chambers, UU, 1965-66 (301-10) |
| WAC Career* | 26.4 | Flynn Robinson, UW, 1963-65          |

|         |      |                                     |
|---------|------|-------------------------------------|
| Season  | 28.8 | Jerry Chambers UU, 1965-66 (892-31) |
| Career* | 26.3 | Flynn Robinson, UW, 1963-65         |

## FIELD GOALS

### Most Field Goals Made

|            |     |  |
|------------|-----|--|
| WAC Game   | 21  | Flynn Robinson, UW (Arizona St.), 1963-64; |
|            | 21  | Marvin Johnson, UNM (CSU), 1977-78         |
| WAC Season | 170 | Devin Durrant, BYU, 1983-84                |
| WAC Career | 455 | Michael Smith, BYU, 1984, 87-89            |

|        |     |   |
|--------|-----|---|
| Game   | 23  | Lee Nailon, TCU (Miss. Valley St.), Dec. 12, 1997 |
| Season | 329 | Lee Nailon, TCU, 1997-98                          |
| Career | 987 | Danny Ainge, BYU, 1978-81                         |

### Most Field Goals Attempted

|            |     |                                |
|------------|-----|--------------------------------|
| WAC Game   | 39  | Ben Monroe, UNM (BYU), 1966-67 |
| WAC Season | 332 | Otis Jones, AFA, 1993-94       |
| WAC Career | 997 | Raymond Dudley, AFA, 1987-90   |

|        |      |                                |
|--------|------|--------------------------------|
| Game   | 39   | Ben Monroe, UMM (BYU), 1966-67 |
| Season | 618  | Kenny Page, UNM, 1979-80       |
| Career | 1875 | Danny Ainge, BYU, 1977-81      |

### Best Field Goal Percentage

|             |      |                                     |
|-------------|------|-------------------------------------|
| WAC Season  | 69.1 | Danny Vranes, UU, 1978-79 (67-97)   |
| WAC Career* | 62.0 | Danny Vranes, UU, 1978-81 (318-513) |

|         |      |   |
|---------|------|---|
| Season  | 67.3 | Kurt Cunningham, BSU, 2008-09 (134-199) |
| Career* | 63.7 | Hatila Passos, NMSU, 2006-08 (205-322)  |

### Most Three-Point Field Goals Made

|            |     |  |
|------------|-----|--|
| WAC Game   | 10  | Jaycee Carroll, USU (FS), Jan. 7, 2006 |
| WAC Season | 73  | Dominick Young, FS, 1995-96            |
| WAC Career | 173 | Raymond Dudley, AFA, 1987-90           |

|        |     |  |
|--------|-----|--|
| Game   | 10  | Trevor Ruffin, UH (Louisville), 1993-94; |
|        | 10  | Jaycee Carroll, USU (FS), Jan. 7, 2006   |
| Season | 123 | Isiah Umipig, SU, 2014-15                |
| Career | 290 | Jaycee Carroll, USU, 2004-08             |

### Most Three-Point Field Goals Attempted

|            |     |   |
|------------|-----|---|
| WAC Game   | 19  | Dominick Young, FS (CSU), Jan. 23, 1997 |
| WAC Season | 190 | Dominick Young, FS, 1995-96             |
| WAC Career | 424 | Raymond Dudley, AFA, 1987-90            |

|        |     |   |
|--------|-----|---|
| Game   | 19  | Dominick Young, FS (CSU), Jan. 23, 1997 |
| Season | 330 | Dominick Young, FS, 1996-97             |
| Career | 798 | Dominick Young, FS, 1995-97             |

### Best Three-Point Field Goal Percentage

|             |      |                                     |
|-------------|------|-------------------------------------|
| WAC Season  | 63.3 | Brian Green, USU, 2009-10 (31-49)   |
| WAC Career* | 47.4 | Trent Shippen, CSU, 1988-89 (46-97) |

|         |      |  |
|---------|------|--|
| Season  | 56.3 | Joel Tribelhorn, CSU, 1988-89 (76-135) |
| Career* | 48.1 | Brian Green, USU, 2009-11 (129-268)    |

## REBOUNDS

### Most Rebounds

|            |     |                                      |
|------------|-----|--------------------------------------|
| WAC Game   | 35  | Larry Abney, FS (SMU), Feb. 17, 2000 |
| WAC Season | 250 | Paul Millsap, LTU, 2005-06           |
| WAC Career | 719 | Michael Cage, SDSU, 1981-84          |

|        |      |                                      |
|--------|------|--------------------------------------|
| Game   | 35   | Larry Abney, FS (SMU), Feb. 17, 2000 |
| Season | 438  | Paul Millsap, LTU, 2005-06           |
| Career | 1317 | Michael Cage, SDSU, 1980-84          |

### Best Rebound Average

|             |      |                                     |
|-------------|------|-------------------------------------|
| WAC Season  | 15.6 | Paul Millsap, LTU, 2005-06 (250-16) |
| WAC Career* | 14.1 | Mike Childress, CSU, 1969-71        |

|         |      |                                       |
|---------|------|---------------------------------------|
| Season  | 17.0 | Mike Childress, CSU, 1969-70 (392-23) |
| Career* | 15.4 | Mike Childress, CSU, 1969-71          |

## FREE THROWS

### Most Free Throws Made

|            |     |  |
|------------|-----|--|
| WAC Game   | 20  | Jeron Roberts, UW (UTEP), Feb. 7, 1998 |
| WAC Season | 140 | Devin Durrant, BYU, 1983-84            |
| WAC Career | 334 | Devin Durrant, BYU, 1979-80, 83-84     |

|        |     |   |
|--------|-----|---|
| Game   | 24  | Brandon Hawkins, SJSU (Mt. St. Mary's), Dec. 22, 2001 |
| Season | 245 | Mike Newlin, UU, 1969-70                              |
| Career | 621 | Devin Durrant, BYU, 1979-80, 83-84                    |

### Free Throws Attempted

|            |     |                                  |
|------------|-----|----------------------------------|
| WAC Game   | 23  | Fennis Dembo, UW (UTEP), 1987-88 |
| WAC Season | 178 | Devin Durrant, BYU, 1983-84      |
| WAC Career | 449 | Pat Durham, CSU, 1986-89         |

|        |     |   |
|--------|-----|---|
| Game   | 31  | Brandon Hawkins, SJSU (Mt. St. Mary's), Dec. 22, 2001 |
| Season | 307 | Devin Durrant, BYU, 1983-84                           |
| Career | 820 | Devin Durrant, BYU, 1979-80, 83-84                    |

### Best Free Throw Percentage

|             |      |                                      |
|-------------|------|--------------------------------------|
| WAC Season  | 92.6 | Rob Robbins, UNM, 1988-89 (50-54)    |
| WAC Career* | 88.7 | Luke Babbitt, NEV, 2008-10 (172-194) |

|         |      |                                      |
|---------|------|--------------------------------------|
| Season  | 93.5 | Rob Robbins, UNM, 1989-90 (101-108)  |
| Career* | 89.3 | Luke Babbitt, NEV, 2008-10 (351-393) |

### Most Consecutive Free Throws Made

|    |                           |
|----|---------------------------|
| 52 | Rob Robbins, UNM, 1989-90 |
|----|---------------------------|

## ASSISTS

### Most Assists

|            |     |  |
|------------|-----|--|
| WAC Game   | 21  | Kelvin Scarborough, UNM (Hawai'i), 1986-87 |
| WAC Season | 144 | Jeff Jonas, UU, 1976-77                    |
| WAC Career | 316 | Kevin Bell, FS, 2004-08                    |

|        |     |   |
|--------|-----|---|
| Game   | 29  | Anthony Johnson, UW (Miss. Valley St.), 1979-80 |
| Season | 309 | Jeff Jonas, UU, 1976-77                         |
| Career | 778 | Jeff Jonas, UU, 1974-77                         |

### Best Assist Average

|            |      |                                  |
|------------|------|----------------------------------|
| WAC Season | 10.3 | Jeff Jonas, UU, 1976-77 (144-14) |
| Season     | 10.7 | Jeff Jonas, UU, 1976-77 (309-29) |



# WAC Individual Records

## STEALS

### Most Steals

|            |     |  |
|------------|-----|--|
| WAC Game   | 9   | Several players; last Kevin Bell, Fresno State (Hawai'i), Feb. 1, 2007 |
| WAC Season | 48  | La'Shard Anderson, BSU, 2009-10  |
|            | 48  | Sean Dent, UY, 1985-86   |
| Game       | 12  | Greedy Daniels, TCU (UAPB), Dec. 30, 2000                              |
| Season     | 123 | Eric Coley, TU, 1999-2000  |
| Career     | 299 | Eric Coley, TU, 1997-2000  |

### Best Steal Average

|            |     |   |
|------------|-----|---|
| WAC Season | 3.0 | Eric Coley, TU, 1999-00 (42-14)         |
|            | 3.0 | La'Shard Anderson, BSU, 2009-10 (48-16) |
| Season     | 4.3 | Greedy Daniels, TCU, 2000-01 (108-25)   |

## BLOCKED SHOTS

### Most Blocked Shots

|            |     |   |
|------------|-----|---|
| WAC Game   | 11  | Theo Ratliff, UW (BYU), Feb. 3, 1994      |
| WAC Season | 84  | Theo Ratliff, UW, 1994-95                 |
| Game       | 14  | Shawn Bradley, BYU (E. Kentucky), 1990-91 |
| Season     | 177 | Shawn Bradley, BYU, 1990-91               |
| Career     | 425 | Theo Ratliff, UW, 1992-95                 |

### Best Block Average

|            |     |                                      |
|------------|-----|--------------------------------------|
| WAC Season | 4.7 | Theo Ratliff, UW, 1994-95 (84-18)    |
| Season     | 5.2 | Shawn Bradley, BYU, 1990-91 (177-34) |

## TRIPLE-DOUBLES

| Name, School          | Date     | Opponent      | Stats                  |
|-----------------------|----------|---------------|------------------------|
| Danny Ainge, BYU      | 11/28/77 | LBSU          | 27 pts, 10 reb, 13 ast |
| Michael Smith, BYU    | 2/13/88  | Colorado St.  | 20 pts, 12 reb, 10 ast |
| Luc Longley, UNM      | 11/24/89 | Hardin Sim.   | 23 pts, 15 reb, 10 blk |
| Luc Longley, UNM      | 3/28/90  | Penn St.      | 17 pts, 14 reb, 10 ast |
| Brian Santiago, BYU   | 2/17/94  | Utah          | 25 pts, 10 reb, 11 ast |
| Theo Ratliff, UW      | 1/2/95   | San Diego St. | 20 pts, 12 reb, 11 blk |
| Andre Miller, UU      | 3/21/98  | Arizona       | 18 pts, 14 reb, 13 ast |
| Alex Jensen, UU       | 1/25/99  | Fresno St.    | 16 pts, 11 reb, 10 ast |
| Jeryl Sasser, SMU     | 11/23/99 | Lamar         | 17 pts, 10 reb, 10 ast |
| Eric Coley, TU        | 12/4/99  | UAB           | 11 pts, 10 reb, 10 ast |
| Brandon Hawkins, SJSU | 12/18/01 | N.D. de Namur | 18 pts, 11 reb, 10 ast |
| Jason McKrieth, RU    | 12/30/04 | SMU           | 15 pts, 14 reb, 10 ast |
| Dominic McGuire, FS   | 12/30/06 | San Diego     | 14 pts, 14 reb, 10 blk |
| Dominic McGuire, FS   | 3/14/07  | Georgia       | 15 pts, 11 reb, 10 ast |
| Daniel Mullings, NMSU | 2/23/12  | Hawai'i       | 28 pts, 12 reb, 10 ast |

## NON-CONFERENCE RECORDS

(Regular Season Only)

| Year    | W-L    | Pct  |
|---------|--------|------|
| 1962-63 | 60-38  | .612 |
| 1963-64 | 68-33  | .673 |
| 1964-65 | 73-27  | .730 |
| 1965-66 | 73-25  | .745 |
| 1966-67 | 46-51  | .474 |
| 1967-68 | 63-35  | .643 |
| 1968-69 | 63-39  | .618 |
| 1969-70 | 49-45  | .521 |
| 1970-71 | 59-40  | .596 |
| 1971-72 | 64-30  | .681 |
| 1972-73 | 65-37  | .637 |
| 1973-74 | 70-33  | .679 |
| 1974-75 | 73-22  | .768 |
| 1975-76 | 69-37  | .651 |
| 1976-77 | 74-33  | .691 |
| 1977-78 | 70-36  | .660 |
| 1978-79 | 69-41  | .627 |
| 1979-80 | 60-44  | .577 |
| 1980-81 | 72-40  | .643 |
| 1981-82 | 65-42  | .607 |
| 1982-83 | 66-47  | .584 |
| 1983-84 | 71-41  | .634 |
| 1984-85 | 65-45  | .590 |
| 1985-86 | 55-51  | .519 |
| 1986-87 | 66-42  | .611 |
| 1987-88 | 78-33  | .703 |
| 1988-89 | 74-37  | .667 |
| 1989-90 | 79-33  | .705 |
| 1990-91 | 76-31  | .710 |
| 1991-92 | 66-43  | .617 |
| 1992-93 | 64-31  | .674 |
| 1993-94 | 63-28  | .692 |
| 1994-95 | 62-33  | .653 |
| 1995-96 | 63-30  | .677 |
| 1996-97 | 121-57 | .680 |
| 1997-98 | 123-57 | .683 |
| 1998-99 | 131-75 | .636 |
| 1999-00 | 79-36  | .687 |
| 2000-01 | 81-29  | .736 |
| 2001-02 | 68-42  | .618 |
| 2002-03 | 54-42  | .563 |
| 2003-04 | 66-37  | .641 |
| 2004-05 | 62-42  | .596 |
| 2005-06 | 63-49  | .563 |
| 2006-07 | 72-51  | .585 |
| 2007-08 | 58-59  | .496 |
| 2008-09 | 86-63  | .577 |
| 2009-10 | 91-60  | .603 |
| 2010-11 | 89-61  | .593 |
| 2011-12 | 94-65  | .591 |
| 2012-13 | 75-67  | .528 |
| 2013-14 | 55-72  | .433 |
| 2014-15 | 51-79  | .392 |

## HOME ATTENDANCE

| Year    | G   | Total     | Average |
|---------|-----|-----------|---------|
| 1972-73 | 109 | 941,136   | 8,634   |
| 1973-74 | 110 | 973,113   | 8,847   |
| 1974-75 | 120 | 1,024,373 | 8,536   |
| 1975-76 | 116 | 1,005,743 | 8,670   |
| 1976-77 | 117 | 1,132,444 | 9,679   |
| 1977-78 | 120 | 1,252,553 | 10,438  |
| 1978-79 | 109 | 1,096,965 | 10,064  |
| 1979-80 | 128 | 1,140,963 | 8,914   |
| 1980-81 | 133 | 1,277,749 | 9,607   |
| 1981-82 | 133 | 1,216,525 | 9,147   |
| 1982-83 | 141 | 1,236,703 | 8,771   |
| 1983-84 | 152 | 1,353,136 | 8,902   |
| 1984-85 | 143 | 1,234,466 | 8,632   |
| 1985-86 | 138 | 1,192,047 | 8,638   |
| 1986-87 | 151 | 1,322,050 | 8,755   |
| 1987-88 | 153 | 1,483,436 | 9,696   |
| 1988-89 | 150 | 1,394,741 | 9,298   |
| 1989-90 | 146 | 1,412,683 | 9,676   |
| 1990-91 | 149 | 1,384,547 | 9,292   |
| 1991-92 | 141 | 1,291,561 | 9,160   |
| 1992-93 | 160 | 1,425,091 | 8,907   |
| 1993-94 | 159 | 1,457,200 | 9,165   |
| 1994-95 | 155 | 1,459,664 | 9,417   |
| 1995-96 | 155 | 1,446,892 | 9,335   |
| 1996-97 | 231 | 1,840,897 | 7,969   |
| 1997-98 | 251 | 1,975,762 | 7,872   |
| 1998-99 | 252 | 1,918,464 | 7,613   |
| 1999-00 | 127 | 770,299   | 6,065   |
| 2000-01 | 140 | 849,638   | 6,069   |
| 2001-02 | 153 | 843,042   | 5,510   |
| 2002-03 | 149 | 788,706   | 5,293   |
| 2003-04 | 151 | 971,852   | 6,436   |
| 2004-05 | 158 | 919,435   | 5,819   |
| 2005-06 | 133 | 776,518   | 5,838   |
| 2006-07 | 135 | 893,665   | 6,620   |
| 2007-08 | 109 | 623,065   | 5,716   |
| 2008-09 | 150 | 800,197   | 5,335   |
| 2009-10 | 146 | 744,432   | 5,099   |
| 2010-11 | 143 | 696,936   | 4,874   |
| 2011-12 | 132 | 664,106   | 5,031   |
| 2012-13 | 150 | 494,378   | 3,296   |
| 2013-14 | 123 | 290,951   | 2,365   |
| 2014-15 | 120 | 338,474   | 2,281   |

## SCORING AVERAGE (POINTS-GAMES)

1. 26.3 Flynn Robinson, UW, 1963-65 (2049-78)
2. 26.2 Kenny Page, UNM, 1979-81 (1387-53)
3. 24.6 Jerry Chambers, UU, 1965-66 (1400-57)
4. 23.9 Coniel Norman, UA, 1972-74 (1194-50)
5. 23.9 Lee Nailon, TCU, 1998-99 (1503-63)
6. 23.1 Mike Newlin, UU, 1969-71 (1849-80)
7. 22.9 Courtney Alexander, FS, 1999-00 (1353-59)
8. 22.4 Luther Burden, UU, 1973-75 (1790-80)
9. 21.9 Marvin Johnson, UNM, 1976-78 (1246-57)
10. 21.8 Adrian Oliver, SJSU, 2008-11 (1750-80)
11. 20.9 John Fairchild, BYU, 1963-65 (1109-53)
- 20.9 Danny Ainge, BYU, 1977-81 (2467-118)
13. 20.8 Keith Van Horn, UU, 1993-97 (2542-122)
14. 20.1 Jaycee Carroll, USU, 2004-08 (2052-102)
15. 20.0 Raymond Dudley, AFA, 1986-90 (2178-109)
- 20.0 Mel Daniels, UNM, 1964-67 (1537-77)
17. 19.9 Johnny Brown, UNM, 1984-86 (1157-58)
18. 19.8 Willie Long, UNM, 1968-71 (1542-78)
19. 19.5 Devin Durrant, BYU, 1978-84 (2285-117)
- 19.5 Marquise Gainous, TCU, 1999-00 (1228-63)

## TOTAL POINTS

1. 2,542 Keith Van Horn, UU, 1993-97
2. 2,467 Danny Ainge, BYU, 1977-81
3. 2,464 Nick Fazekas, NEV, 2003-07
4. 2,319 Michael Smith, BYU, 1984-89
5. 2,311 Fennis Dembo, UW, 1984-88
6. 2,285 Devin Durrant, BYU, 1978-84
7. 2,178 Raymond Dudley, AFA, 1986-90
8. 2,131 Bob Elliott, UA, 1973-77
9. 2,052 Jaycee Carroll, USU, 2004-08
10. 2,049 Flynn Robinson, UW, 1963-65
11. 2,014 Michael Harris, RU, 2001-05
12. 2,003 Otis Jones, AFA, 1991-95
13. 2,000 Josh Grant, UU, 1988-93
14. 1,993 Charles Smith, UNM, 1994-97
15. 1,992 Jeryl Sasser, SMU, 1997-01
16. 1,980 Pat Durham, CSU, 1985-89
17. 1,951 Melvin Ely, FS, 1998-02
18. 1,939 Marcelus Kemp, NEV, 2003-08
19. 1,938 Eric Leckner, UW, 1984-88
20. 1,931 Kenny Thomas, UNM, 1996-99
21. 1,885 Russell Larson, BYU, 1991-95
22. 1,849 Mike Newlin, UU, 1969-71
23. 1,846 Michael Cage, SDSU, 1980-84
24. 1,841 Fred Roberts, BYU, 1978-82
25. 1,837 Clayton Shields, UNM, 1995-98
26. 1,831 Brandon Wolfram, UTEP, 1997-01
27. 1,824 Jeff Chatman, BYU, 1984-88
28. 1,809 Reginald Slater, UW, 1988-92
29. 1,790 Luther Burden, UU, 1973-75
30. 1,769 Luc Longley, UNM, 1987-91

## REBOUND AVERAGE (REBOUNDS-GAMES)

1. 15.4 Mike Childress, CSU, 1969-71 (741-48)
2. 12.9 John Fairchild, BYU, 1963-65 (643-50)
3. 12.9 Mike Sojourner, UU, 1972-74 (733-57)
4. 12.7 Paul Millsap, LTU, 2003-06 (1172-92)
5. 12.3 Tony Cerkvenik, ASU, 1961-63 (1022-83)
6. 11.8 Ira Harge, UNM, 1962-64 (636-54)
7. 11.8 Michael Cage, SDSU, 1980-84 (1317-112)
8. 11.6 Kresimir Cosic, BYU, 1970-73 (919-79)
9. 11.4 Leon Clark, UW, 1964-66 (889-78)
10. 11.3 Ken Gardner, UU, 1969-71 (892-79)
11. 11.1 Mel Daniels, UNM, 1965-67 (853-77)
12. 10.4 Al Fleming, UA, 1973-76 (1190-114)
13. 10.3 Bill Hagins, UNM, 1973-75 (554-54)
14. 10.3 Willie Long, UNM, 1968-71 (800-78)
15. 10.0 Michael Ruffin, TU, 1997-99 (979-98)

## TOTAL REBOUNDS

1. 1,317 Michael Cage, SDSU, 1980-84
2. 1,254 Nick Fazekas, NEV, 2003-07
3. 1,197 Reginald Slater, UW, 1988-92
4. 1,190 Al Fleming, UA, 1973-76
5. 1,172 Paul Millsap, LTU, 2003-06
6. 1,135 Wendell McKines, NMSU, 2007-09, 11-12
7. 1,111 Michael Harris, RU, 2001-05
8. 1,083 Bob Elliott, UA, 1973-77
9. 1,074 Keith Van Horn, UU, 1993-97
10. 1,066 Josh Grant, UU, 1988-93
11. 1,036 Mitch Smith, UU, 1985-89
12. 1,032 Kenny Thomas, UNM, 1996-99
- 1,032 Dario Hunt, NEV, 2008-12
14. 1,022 Tony Cerkvenik, ASU, 1961-63
15. 979 Michael Ruffin, TU, 1997-99
16. 976 Jeryl Sasser, SMU, 1997-01
17. 954 Fennis Dembo, UW, 1984-88
18. 951 Danny Vranes, UU, 1977-81
19. 948 Terry White, UTEP, 1979-82
- 948 Jason Ellis, BSU, 2001-05
21. 939 HL Coleman, UW, 1993-97
22. 928 Joe Caldwell, ASU, 1962-64
23. 924 Melvin Ely, FS, 1998-02
24. 922 Michael Smith, BYU, 1984-89
- 922 Luc Longley, UNM, 1987-91
26. 919 Alan Taylor, BYU, 1976-80
- 919 Kresimir Cosic, BYU, 1970-73
28. 892 Ken Gardner, UU, 1969-71
29. 889 Leon Clark, UW, 1964-66
30. 886 Michael Doleac, UU, 1995-98

## FIELD GOAL PERCENTAGE (FG-FGA)

1. .637 Hatila Pasos, NMSU, 2006-08 (205-322)
2. .622 George Scott, UNM, 1982-85 (280-450)
3. .615 Matt Nelson, BSU, 2006-08 (361-587)
4. .612 Eric Leckner, UW, 1984-88 (753-1231)
5. .602 Michael Harris, RU, 2001-05 (783-1300)
6. .596 Tai Wesley, USU, 2007-11 (657-1102)
7. .594 Tony Martin, UW, 1982-84 (330-556)
8. .593 Khari Jaxon, UNM, 1991-93 (368-621)
- .593 Kurt Cunningham, BSU, 2005-10 (302-509)
10. .590 Charlie Thomas, UNM, 1987-89 (472-800)
11. .586 Luc Longley, UNM, 1987-91 (696-1187)
12. .585 Reginald Slater, UW, 1988-92 (644-1101)
13. .583 Al Fleming, UA, 1974-76 (688-1181)
14. .582 Gary Wilkinson, USU, 2007-09 (387-665)
15. .579 Brandon Wolfram, UTEP, 1997-01 (668-1153)
- .579 Kyle Barone, UI, 2009-pres (347-599)
17. .577 Melvin Ely, FS, 1998-02 (789-1367)
- .577 Paul Millsap, LTU, 2003-06 (658-1141)
19. .575 Danny Vranes, UU, 1977-81 (629-1094)
20. .574 Alan Taylor, BYU, 1977-80 (502-874)
- .574 Mustata Al-Sayyad, FS, 2000-05 (292-509)

## FIELD GOALS MADE

1. 987 Danny Ainge, BYU, 1978-81
2. 901 Nick Fazekas, NEV, 2003-07
3. 891 Keith Van Horn, UU, 1994-97
4. 886 Michael Smith, BYU, 1984, 87-89
5. 832 Devin Durrant, BYU, 1979-80, 83-84
- 832 Fennis Dembo, UW, 1985-88
7. 789 Melvin Ely, FS, 1998-02
8. 783 Michael Harris, RU, 2001-05
9. 780 Raymond Dudley, AFA, 1987-89
10. 764 Flynn Robinson, UW, 1963-65
11. 753 Eric Leckner, UW, 1985-88
12. 751 Jeff Chatman, BYU, 1985-89
13. 737 Charles Smith, UNM, 1994-97
14. 707 Jaycee Carroll, USU, 2004-08
15. 705 Pat Durham, CSU, 1986-89

## FIELD GOALS ATTEMPTED

1. 1,875 Danny Ainge, BYU, 1978-81
2. 1,770 Flynn Robinson, UW, 1963-65
3. 1,767 Raymond Dudley, AFA, 1987-90
4. 1,749 Michael Smith, BYU, 1984, 87-89
5. 1,711 Jeryl Sasser, SMU, 1997-01
6. 1,706 Keith Van Horn, UU, 1994-97
7. 1,695 Nick Fazekas, NEV, 2003-07
8. 1,640 Charles Smith, UNM, 1994-97
9. 1,628 Fennis Dembo, UW, 1985-88
10. 1,528 Marcelus Kemp, NEV, 2003-08
11. 1,527 Devin Durrant, BYU, 1979-80, 83-84
12. 1,458 Otis Jones, AFA, 1992-95
13. 1,429 Hunter Greene, UNM, 1984-88
14. 1,390 Jaycee Carroll, USU, 2004-08
15. 1,380 Carl Ashley, UW, 1968-70



## FREE THROW PERCENTAGE (FT-FTA)

- .893 Luke Babbitt, NEV, 2008-10 (351-393)
- .890 Ryan Yoder, CSU, 1990-94 (268-301)
- .888 Rob Robbins, UNM, 1987-91 (309-348)
- .881 Jaycee Carroll, USU, 2004-08 (348-395)
- .878 Michael Smith, BYU, 1984-89 (431-491)
- .857 Todd Okeson, NEV, 2002-04 (156-182)
- .851 Keith Van Horn, UU, 1993-96 (554-651)
- .848 Chris Gaines, UH, 1986-90 (442-521)
- .845 Jeff Jonas, UU, 1973-77 (315-373)
- .843 Ty Medley, UU, 1972-74 (167-198)
- .843 Flynn Robinson, UW, 1963-65 (521-618)
- .842 Paul Noonan, BSU, 2007-11 (197-234)
- .841 Marcelus Kemp, NEV, 2004-08 (334-397)
- .839 Tommy Roberts, UNM, 1971-73 (188-224)
- .836 Adrian Oliver, SJSU, 2008-11 (442-529)
- .834 Clarence Dickerson, UH, 1980-82 (131-157)
- .834 Mike Newlin, UU, 1969-71 (583-699)
- .830 Randy Reid, BYU, 1992-96 (338-407)
- .830 Mark Rydalch, UU, 1992-96 (191-230)
- .830 Matt Lojeski, UH, 2005-07 (161-194)
- .830 Jahmar Young, NMSU, 2007-10 (331-399)

## FREE THROWS MADE

- 621 Devin Durrant, BYU, 1979-80, 83-84
- 583 Mike Newlin, UU, 1969-71
- 569 Pat Durham, CSU, 1986-89
- 554 Keith Van Horn, UU, 1994-97
- 547 Phil Smith, UNM, 1981-84
- 546 Nick Fazekas, NEV, 2003-07
- 541 Russell Larson, BYU, 1992-95
- 534 Kenny Thomas, UNM, 1996-99
- 529 Otis Jones, AFA, 1992-95
- 522 Fennis Dembo, UW, 1985-88
- 521 Flynn Robinson, UW, 1963-65
- 521 Reginald Slater, UW, 1989-92
- 511 Jeryl Sasser, SMU, 1997-01
- 507 Jeron Roberts, UW, 1995-98
- 493 Danny Ainge, BYU, 1978-81
- 488 Michael Cage, SDSU, 1981-84
- 477 Brandon Wolfram, UTEP, 1997-01
- 472 Michael Doleac, UU, 1995-98
- 471 Harry Hall, UW, 1967-69
- 470 Antoine Gillespie, UTEP, 1993-95

## FREE THROWS ATTEMPTED

- 820 Devin Durrant, BYU, 1979-80, 83-84
- 816 Pat Durham, CSU, 1986-89
- 730 Phil Smith, UNM, 1981-84
- 727 Reginald Slater, UW, 1989-92
- 722 Kenny Thomas, UNM, 1996-99
- 720 Jeryl Sasser, SMU, 1997-01
- 699 Mike Newlin, UU, 1969-71
- 696 Charles Bradley, UW, 1978-81
- 681 Otis Jones, AFA, 1992-95
- 678 Fennis Dembo, UW, 1985-88
- 678 Jeron Roberts, UW, 1995-98
- 673 Russell Larson, BYU, 1992-95
- 671 Harry Hall, UW, 1967-69
- 670 Nick Fazekas, NEV, 2003-07
- 651 Daniel Mullings, NMSU, 2011-15
- Keith Van Horn, UU, 1994-97

## THREE-POINT FIELD GOAL PERCENTAGE (3FG-3FGA)

- .481 Brian Green, USU, 2009-11 (129-268)
- .480 Trent Shippen, CSU, 1988-89 (94-196)
- .463 Jaycee Carroll, USU, 2004-08 (290-627)
- .456 Nathan Call, BYU, 1987-88, 91-92 (110-241)
- .450 Mark Meredith, CSU, 1990-91 (154-342)
- .448 Brian Santiago, FS, 1993-94 (99-221)
- .448 Ray Kraemer, NEV, 2007-10 (82-183)
- .447 Gordo Castillo, NMSU, 2007-pres (51-114)
- .445 Mark Heslop, BYU, 1989-92 (126-283)
- .441 Willie Banks, UNM, 1989-92 (78-177)
- .440 Bert Woodard, UH, 1991-92 (44-100)
- .437 Andy Toolson, BYU, 1985, 88-90 (141-323)
- .436 Dante Swanson, TU, 1999-03 (250-574)
- .433 Ian Baker, NMSU, 2013-present (68-157)
- Phil Dixon, UU, 1989-94 (185-427)
- Denis Ikovlev, NEV, 2005-07 (55-127)

## THREE-POINT FIELD GOALS MADE

- 290 Jaycee Carroll, USU, 2004-08
- 285 Raymond Dudley, AFA, 1986-90
- 285 Clayton Shields, UNM, 1995-98
- 279 Dominick Young, FS, 1995-97
- 273 Stephen Woods, SMU, 1997-00
- 271 Terrance Roberson, FS, 1997-00
- 270 Tony Ross, SDSU, 1987-89
- 266 Coby Karl, BSU, 2003-07
- 264 Rob Robbins, UNM, 1988-91
- 259 Jonathan Gibson, NMSU, 2006-10
- 248 Dante Swanson, TU, 1999-03
- 240 Marcus Hill, TU, 1997-01
- 233 Ryan Carroll, TCU, 1997-01
- 232 Connor Hill, UI, 2011-14
- 229 Isiah Umipig, SU, 2013-15
- 227 Marcelus Kemp, NEV, 2004-08
- 225 Demetrius Porter, FS, 1997-01
- 217 Kyle Gibson, LT, 2006-10
- 216 Otis Jones, AFA, 1991-95
- 211 Ja'Vance Coleman, FS, 2004-07
- 211 Paul Noonan, BSU, 2007-11

## THREE-POINT FIELD GOALS ATTEMPTED

- 798 Dominick Young, FS, 1995-97
- 752 Stephen Woods, SMU, 1997-00
- 733 Terrance Roberson, FS, 1997-00
- 720 Raymond Dudley, AFA, 1987-90
- 717 Coby Karl, BSU, 2003-07
- 699 Clayton Shields, UNM, 1995-97
- 655 Marcus Hill, TU, 1997-01
- 650 Jonathan Gibson, NMSU, 2006-10
- 636 Rob Robbins, UNM, 1988-91
- 633 Otis Jones, AFA, 1992-95
- 627 Jaycee Carroll, USU, 2004-08
- 625 Ja'Vance Coleman, FS, 2004-07
- 605 Charles Smith, UNM, 1994-97
- 597 Marcelus Kemp, NEV, 2003-08
- 596 Ryan Carroll, TCU, 1997-01
- 582 Kyle Gibson, LT, 2006-10
- 581 Isiah Umipig, SU, 2013-15
- 574 Dante Swanson, TU, 1999-03
- 566 Eric Lane, BSU, 2003-07
- 562 Bryan Hopkins, SMU, 2002-05
- 562 Paul Noonan, BSU, 2007-11

## ASSISTS

- 778 Jeff Jonas, UU, 1973-77
- 721 Andre Miller, UU, 1996-99
- 684 Darrell McGee, UNM, 1987-90
- 630 Phil Smith, UNM, 1981-84
- 599 Kevin Bell, FS, 2004-08
- 598 Dominick Young, FS, 1995-97
- 590 Tony Gwynn, SDSU, 1978-81
- 574 Kelvin Scarborough, UNM, 1984-87
- 563 Tim Hardaway, UTEP, 1986-89
- 560 Petie Gibson, UNM, 1969-71
- 552 Hernst Laroche, NMSU, 2008-12
- 551 Greg Harrington, TU, 1998-02
- 539 Danny Ainge, BYU, 1978-81
- 529 Ryan Yoder, CSU, 1990-94
- 528 Nathan Hall, BYU, 1988-92
- 514 Prince Fowler, TCU, 1997-99
- 508 Justin Graham, SJSU, 2007-11
- 496 Mark Dickel, UNLV, 1997-99
- 495 Sean Dent, UW, 1983-88
- 478 Ramon Sessions, NEV, 2004-07

## STEALS

- 299 Eric Coley, TU, 1997-00
- 262 Tim Hardaway, UTEP, 1986-89
- 254 Andre Miller, UU, 1996-99
- 249 Daniel Mullings, NMSU, 2011-15
- Sean Dent, UW, 1984-88
- 235 Kelvin Scarborough, UNM, 1984-87
- 233 Greedy Daniels, UNLV/TCU, 1997-99, 2000-01
- 228 Dominick Young, FS, 1995-97
- 216 Hernst Laroche, NMSU, 2008-12
- 209 Justin Graham, SJSU, 2007-11
- 203 Hunter Greene, UNM, 1984-88
- 202 Daniel Mullings, NMSU, 2011-present
- 200 Demetrius Porter, FS, 1997-01
- 197 Phil Smith, UNM, 1981-84
- 197 Jeryl Sasser, SMU, 1997-01
- 196 La'Shard Anderson, BSU, 2008-11
- 195 Danny Ainge, BYU, 1977-82
- 192 Anthony Watson, SDSU, 1983-86
- 191 Josh Grant, UU, 1988-93
- 186 Mike Wilks, RU, 1997-01

## BLOCKED SHOTS

- 425 Theo Ratliff, UW, 1991-95
- 362 Melvin Ely, FS, 1998-02
- 336 David Van Dyke, UTEP, 1989-92
- 336 Luc Longley, UNM, 1988-91
- 276 Dario Hunt, NEV, 2008-12
- 245 Kevin Johnson, TU, 1999-03
- 239 Kenny Thomas, UNM, 1996-98
- 220 Khari Jaxon, UNM, 1991-93
- 220 Michael Ruffin, TU, 1997-99
- 214 Leonard Allen, SDSU, 1982-85
- 208 Greg Kite, BYU, 1980-83
- 192 Nick Fazekas, NEV, 2003-07
- 186 Sim Bhullar, NMSU, 2012-14
- 185 Ryan Chilton, CSU, 1995-98
- 183 Paul Millsap, LTU, 2003-06
- 180 Joe Vogel, CSU, 1992-96
- 177 Shawn Bradley, BYU, 1991
- 173 Tony Maroney, UH, 1993-95
- 171 Pat Durham, CSU, 1986-89
- 170 Derrick Davenport, TCU, 1999-01

## SCORING AVERAGE (POINTS-GAMES)

1. 26.4 Flynn Robinson, UW, 1963-65 (792-30)
2. 25.9 Kenny Page, UNM, 1980-81 (777-30)
3. 25.7 Jerry Chambers, UU, 1964-66 (771-30)
4. 25.6 Coniel Norman, UA, 1973-74 (716-28)
5. 25.3 Mike Newlin, UU, 1969-71 (961-38)
6. 24.5 Courtney Alexander, FS, 1999-00 (661-27)
7. 23.2 Lee Nailon, TCU, 1998-99 (602-26)
8. 22.7 John Fairchild, BYU, 1964-65 (454-20)
9. 22.3 Luther Burden, UU, 1973-75 (892-40)
10. 22.1 Seabern Hill, ASU, 1968-70 (751-34)

## TOTAL POINTS

1. 1405 Keith Van Horn, UU, 1994-97
2. 1344 Nick Fazekas, 2003-07
3. 1242 Raymond Dudley, AFA, 1987-90
4. 1202 Michael Smith, BYU, 1984, 87-89
5. 1199 Devin Durrant, BYU, 1979-80, 83-84
6. 1189 Michael Harris, RU, 2001-05
7. 1144 Fennis Dembo, UW, 1985-88
8. 1120 Danny Ainge, BYU, 1978-81
9. 1119 Otis Jones, AFA, 1992-95
10. 1086 Josh Grant, UU, 1989-91, 93
11. 1084 Michael Cage, SDSU, 1981-84
12. 1066 Anthony Watson, SDSU, 1983-86
13. 1065 Charles Smith, UNM, 1994-97
14. 1058 Melvin Ely, FS, 1998-02
15. 1048 Jeryl Sasser, SMU, 1997-01
16. 1040 Kenny Thomas, UNM, 1996-99
17. 1017 Pat Durham, CSU, 1986-89
18. 1004 Kenneth Roberts, BYU, 1991, 94-95
19. 997 Bob Elliott, UA, 1975-77
20. 988 Quinton Ross, SMU, 1999-03

## REBOUND AVERAGE (REBOUNDS-GAMES)

1. 14.1 Mike Childress, CSU, 1969-71 (395-28)
2. 13.4 Paul Millsap, LTU, 2003-06 (699-52)
3. 12.9 Mike Sojourner, UU, 1973-74 (361-28)
4. 12.8 John Fairchild, BYU, 1964-65 (256-20)
- 12.8 Art Becker, ASU, 1963-64 (256-20)
6. 12.0 Leon Clark, UW, 1964-66 (360-30)
7. 11.4 Joe Caldwell, ASU, 1963-64 (228-26)
8. 11.2 Kresimir Cosic, BYU, 1971-73 (472-42)
9. 11.2 Michael Cage, SDSU, 1981-84 (719-64)
10. 11.0 Mel Daniels, UNM, 1965-67 (330-30)

## TOTAL REBOUNDS

1. 719 Michael Cage, SDSU, 1981-84
2. 699 Paul Millsap, LTU, 2003-06
3. 680 Michael Harris, RU, 2001-05
4. 677 Nick Fazekas, NEV, 2003-07
5. 601 Keith Van Horn, UU, 1994-97
6. 581 Reginald Slater, UW, 1988-92
7. 571 HL Coleman, UW, 1994-97
8. 559 Wendell Mckines, 2007-09, 2011-13
9. 558 Josh Grant, UU, 1989-91, 93
10. 557 Al Fleming, UA, 1974-76
11. 547 Mitch Smith, UU, 1986-89
12. 512 Kenny Thomas, UNM, 1996-99
13. 506 Fennis Dembo, UW, 1985-86
14. 499 Jeryl Sasser, SMU, 1997-01
15. 496 Jason Ellis, BSU, 2001-05
16. 477 Dario Hunt, NEV, 2008-12
17. 475 Rich Strong, CSU, 1983-86
- 475 Michael Smith, BYU, 1984, 87-89
19. 473 Bob Elliott, UA, 1975-77
20. 472 Kresimir Cosic, BYU, 1971-73

## FIELD GOAL PERCENTAGE (FG-FGA)

1. .620 Danny Vranes, UU, 1978-81 (318-513)
2. .619 Matt Nelson, BSU, 2006-08 (177-286)
3. .611 Eric Leckner, UW, 1985-88 (353-578)
4. .608 Charlie Davis, TU, 1999-03 (127-209)
5. .602 Melvin Ely, FS, 1998-02 (423-703)
6. .600 Luc Longley, UNM, 1988-91 (356-593)
7. .597 Al Fleming, UA, 1974-76 (261-437)
- .597 Gary Wilkinson, USU, 2007-09 (184-308)
9. .590 Vander Joaquim, UH, 2010-12 (154-261)
10. .589 Michael Harris, RU, 2001-05 (462-784)
11. .589 George Scott, UNM, 1983, 85 (129-219)
12. .581 Gary Trost, BYU, 1988, 91-93 (223-384)
- .581 Tai Wesley, USU, 2007-11 (302-520)
14. .575 Kyle Barone, UI, 2009-12 (164-285)
15. .574 Khari Jaxon, UNM, 1991-93 (167-291)
- .574 Chris Oakes, SJSU, 2007-10 (190-331)

## FREE THROW PERCENTAGE (FT-FTA)

1. .887 Luke Babbitt, NEV, 2008-10 (172-194)
2. .880 Ryan Yoder, CSU, 1991-94 (169-192)
3. .874 Jaycee Carroll, USU, 2004-08 (160-183)
4. .878 Rob Robbins, UNM, 1988-91 (180-205)
5. .864 Michael Smith, BYU, 1984, 87-89 (229-265)
6. .863 Jeff Jonas, UU, 1974-77 (189-219)
7. .857 Flynn Robinson, UW, 1963-65 (210-245)
8. .853 Randy Reid, BYU, 1993-96 (191-224)
- .853 Marcelus Kemp, NEV, 2004-08 (157-184)
10. .850 Omar Thomas, UTEP, 2003-05 (193-227)

## SCORING AVERAGE (POINTS-GAMES)

- 28.77 Jerry Chambers, UU, 1965-66 (892-31)
- 28.73 Luther Burden, UU, 1974-75 (747-26)
- 28.00 Kenny Page, UNM, 1979-80 (784-28)
- 27.94 Devin Durrant, BYU, 1983-84 (866-31)
- 26.96 Flynn Robinson, UW, 1964-65 (701-26)
- 26.64 Raymond Dudley, AFA, 1988-89 (746-28)
- 26.38 Michael Smith, BYU, 1988-89 (765-29)
- 26.23 Flynn Robinson, UW, 1962-63 (682-26)
- 26.04 Mike Newlin, UU, 1969-70 (729-28)
- 25.62 Flynn Robinson, UW, 1963-64 (666-26)
- 25.50 Otis Jones, AFA, 1993-94 (663-26)
- 24.88 Lee Nailon, TCU, 1997-98 (796-32)
- 24.78 Courtney Alexander, FS, 1999-00 (669-27)
- 24.50 Michael Cage, SDSU, 1983-84 (686-28)
- 24.44 Danny Ainge, BYU, 1980-81 (782-32)

## TOTAL POINTS

- 892 Jerry Chambers, UU, 1965-66
- 866 Devin Durrant, BYU, 1983-84
- 796 Lee Nailon, TCU, 1997-98
- 785 Jaycee Carroll, USU, 2007-08
- 784 Kenny Page, UNM, 1979-80
- 782 Danny Ainge, BYU, 1980-81
- 765 Michael Smith, BYU, 1988-89
- 747 Luther Burden, UU, 1974-75
- 746 Raymond Dudley, AFA, 1988-89
- 746 Jaycee Carroll, USU, 2006-07
- 743 Luke Babbitt, NEV, 2009-10
- 743 Adrian Oliver, SJSU, 2008-11
- 740 Hunter Greene, UNM, 1986-87
- 729 Mike Newlin, UU, 1969-70
- 727 Tim Hardaway, UTEP, 1988-89

## REBOUND AVERAGE (REBOUNDS-GAMES)

- 17.04 Mike Childress, CSU, 1969-70 (392-23)
- 14.36 Mark Landsberger, ASU, 1976-77 (359-25)
- 13.96 Mike Childress, CSU, 1970-71 (349-25)
- 13.50 Paul Stovall, ASU, 1971-72 (351-26)
- 13.40 Mike Sojourner, UU, 1973-74 (402-30)
- 13.27 Paul Millsap, LTU, 2005-06 (438-33)
- 13.24 Ira Harge, UNM, 1962-63 (331-25)
- 13.16 John Fairchild, BYU, 1963-64 (329-25)
- 13.15 Michael Cage, SDSU, 1980-81 (355-27)
- 12.88 Willie Long, UNM, 1969-70 (335-26)
- 12.64 Michael Cage, SDSU, 1982-83 (354-28)
- 12.63 Kresimir Cosic, BYU, 1970-71 (341-27)
- 12.57 Michael Cage, SDSU, 1983-84 (352-28)
- 12.50 Paul Millsap, LTU, 2003-04 (374-30)
- 12.43 John Fairchild, BYU, 1964-65 (348-28)

## TOTAL REBOUNDS

- 438 Paul Millsap, LTU, 2005-06
- 402 Mike Sojourner, UU, 1973-74
- 402 Larry Abney, FS, 1999-00
- 392 Mike Childress, CSU, 1969-70
- 374 Paul Millsap, LTU, 2003-04
- 374 Wendell McKines, NMSU, 2011-12
- 363 Michael Harris, RU, 2004-05
- 360 Jerry Chambers, UU, 1965-66
- 360 Paul Millsap, LTU, 2004-05
- 359 Tremaine Fowlkes, FS, 1997-98
- 355 Michael Cage, SDSU, 1980-81
- 354 Michael Cage, SDSU, 1982-83
- 354 Nick Fazekas, NEV, 2006-07
- 352 Brett Applegate, BYU, 1983-84
- 352 Michael Cage, SDSU, 1983-84

## FIELD GOAL PERCENTAGE (FGM-FGA, GAMES)

(Based on qualifiers for annual championship)

- .673 Kurt Cunningham, BSU, 2008-09 (134-199, 32)
- .667 Al Fleming, UA, 1973-74 (136-204, 26)
- .656 Luc Longley, UNM, 1990-91 (229-349, 30)
- .655 George Scott, UNM, 1982-83 (112-171, 29)
- .648 Sim Bhullar, NMSU, 2013-14 (125-193, 30)
- .647 Matt Nelson, BSU, 2007-08 (202-312, 33)
- .644 Eric Leckner, UW, 1987-88 (181-281, 32)
- .638 Luiz Toledo, UI, 2009-10 (88-138, 29)
- .633 Khari Jaxon, UNM, 1991-92 (138-218, 33)
- .631 Russell Larson, BYU, 1992-93 (135-214, 33)
- .631 Eric Leckner, UW, 1986-87 (246-390, 34)
- .627 Phil Martin, UH, 2000-01 (106-169, 30)
- .625 Wayne Campbell, UTEP, 1986-87 (105-163, 32)
- .623 Michael Harris, RU, 2002-03 (172-276, 28)
- .623 Darnell McCullough, FS, 1994-95 (152-244, 28)

## FIELD GOALS MADE

- 329 Lee Nailon, TCU, 1997-98
- 314 Kenny Page, UNM, 1979-80
- 312 Devin Durrant, BYU, 1983-84
- 270 Marvin Johnson, UNM, 1977-78
- 268 Nick Fazekas, NEV, 2005-06
- 267 Flynn Robinson, UW, 1964-65
- 266 Lee Nailon, TCU, 1998-99
- 267 Jaycee Carroll, USU, 2007-08
- 264 Hunter Greene, UNM, 1986-87
- 264 Courtney Alexander, FS, 1998-99
- 263 Mike Jones, TCU, 1997-98
- 262 Raymond Dudley, AFA, 1988-89
- 258 Paul Millsap, LTU, 2005-06
- 256 Jaycee Carroll, USU, 2006-07
- 255 Flynn Robinson, UW, 1962-63
- 255 Johnny Brown, UNM, 1985-86
- 255 Carl Ray Harris, FS, 1993-94

## FIELD GOALS ATTEMPTED

- 618 Kenny Page, UNM, 1979-80
- 615 Flynn Robinson, UW, 1962-63
- 597 Flynn Robinson, UW, 1964-65
- 594 Lee Nailon, TCU, 1997-98
- 586 Shea Seals, TU, 1996-97
- 571 Gavin Smith, UH, 1976-77
- 570 Hunter Greene, UNM, 1986-87
- 569 Malcolm Johnson, TCU, 1996-97
- 568 Raymond Dudley, AFA, 1988-89
- 564 Courtney Alexander, FS, 1999-00
- 563 Courtney Alexander, FS, 1998-99
- 558 Flynn Robinson, UW, 1963-64
- 548 Mike Jones, TCU, 1997-98
- 525 Kenny Page, UNM, 1980-81
- 525 Carl Ray Harris, FS, 1993-94

## FREE THROW PERCENTAGE (FTM-FTA, GAMES)

(Based on qualifiers for annual championship)

- .935 Rob Robbins, UNM, 1989-90 (101-108, 34)
- .928 Mark Meredith, CSU, 1989-90 (64-69, 30)
- .925 Michael Smith, BYU, 1988-89 (160-173, 29)
- .920 Josh Grant, UU, 1992-93 (104-113, 31)
- .919 Jaycee Carroll, USU, 2007-08 (137-149, 35)
- .917 Rob Robbins, UNM, 1988-89 (77-84, 33)
- .917 Luke Babbitt, NEV, 2009-10 (199-217, 34)
- .909 Paul George, FS, 2009-10 (120-132, 29)
- .904 Keith Van Horn, UU, 1996-97 (151-167, 32)
- .904 Michael Smith, BYU, 1986-87 (103-114, 32)
- .901 Jared Quayle, USU, 2009-10 (82-91, 35)
- .902 Kim Goetz, SDSU, 1978-79 (74-82, 26)
- .888 Jaycee Carroll, USU, 2006-07 (151-170, 35)
- .887 Jeff Jonas, UU, 1976-77 (118-133, 29)
- .887 Adrian Oliver, SJSU, 2009-10 (188-212, 31)

## FREE THROWS MADE

- 245 Mike Newlin, UU, 1969-70
- 242 Devin Durrant, BYU, 1983-84
- 220 Marquise Gainous, TCU, 1999-00
- 218 Pat Durham, CSU, 1988-89
- 209 Stephen Madison, UI, 2013-14
- 207 Omar Thomas, UTEP, 2004-05
- 206 Brandon Wolfram, UTEP, 2000-01
- 202 Joel Wright, TXST, 2012-13
- 201 Gary Rhoades, CSU, 1972-73
- 200 Kelvin Scarborough, UNM, 1986-87
- 200 Jeron Roberts, UW, 1997-98
- 199 Phil Smith, UNM, 1983-84
- 199 Luke Babbitt, NEV, 2009-10
- 198 Antoine Gillespie, UTEP, 1993-94
- 193 Willie Long, UNM, 1970-71

## FREE THROWS ATTEMPTED

- 307 Devin Durrant, BYU, 1983-84
- 290 Pat Durham, CSU, 1988-89
- 275 Stephen Madison, UI, 2013-14
- 273 Willie Long, UNM, 1970-71
- 262 Joel Wright, TXST, 2012-13
- 261 Marquise Gainous, TCU, 1999-00
- 258 Gary Rhoades, CSU, 1972-73
- 257 Kelvin Scarborough, UNM, 1986-87
- 253 Phil Smith, UNM, 1983-84
- 250 Jeron Roberts, UW, 1997-98
- 250 Brandon Wolfram, UTEP, 2000-01
- 249 Pat Durham, CSU, 1987-88
- 245 Antoine Gillespie, UTEP, 1993-94
- 245 Omar Thomas, UTEP, 2004-05
- 239 Lee Nailon, TCU, 1998-99



## THREE-POINT FIELD GOAL PERCENTAGE (3FGM-3FGA, GAMES)

(Based on qualifiers for annual championship)

1. .563 Joel Tribelhorn, CSU, 1988-89 (76-135, 33)
2. .529 Nathan Call, BYU, 1991-92 (45-85, 32)
3. .522 Trent Shippen, CSU, 1987-88 (59-113, 35)
4. .513 Royce Olney, UNM, 1997-98 (80-156, 25)
5. .500 Jason Hamilton, SDSU, 1991-92 (28-56, 26)
- 500 Brian Santiago, FS, 1993-94 (64-128, 32)
- 500 Brian Green, USU, 2009-10 (53-106, 34)
8. .498 Jaycee Carroll, USU, 2007-08 (114-229, 35)
9. .491 Rob Robbins, UNM, 1988-89 (83-169, 33)
10. .490 Andy Toolson, BYU, 1989-90 (74-151, 30)
- 490 Dante Swanson, TU, 2001-02 (73-149, 33)
12. .488 Tyler Tiedman, BSU, 2007-08 (84-172, 34)
- 488 Ray Kramer, NEV, 2009-10 (59-121, 34)
14. .486 Michael Smith, BYU, 1986-87 (34-70, 32)
- 486 Issiah Grayson, CSUBJ, 2013-14 (71-146, 32)

## THREE-POINT FIELD GOALS MADE

1. 123 Isiah Umipig, SU, 2014-15
2. 120 Dominick Young, FS, 1995-96
3. 114 Jaycee Carroll, USU, 2007-08
4. 113 Eddie Miller, FS, 2007-08
5. 106 Jonathan Gibson, NMSU, 2009-10
- 106 Isiah Umipig, SU, 2013-14
7. 102 Raymond Dudley, AFA, 1988-89
- 102 Dominick Young, FS, 1996-97
- 102 Kevin Henry, UNM, 1998-99
10. 99 Jeff Ledbetter, UI, 2010-11
11. 98 Zane Johnson, UH, 2010-11
12. 97 Michael Kuebler, UH, 2003-04
13. 96 Kendric Brooks, FS, 1995-96
- 96 Clayton Shields, UNM, 1996-97
15. 95 Ja'Vance Coleman, FS, 2005-06
- Preston Medlin, USU, 2011-12

## THREE-POINT FIELD GOALS ATTEMPTED

1. 330 Dominick Young, FS, 1996-97
2. 316 Dominick Young, FS, 1995-96
3. 294 Isiah Umipig, SU, 2014-15
4. 287 Isiah Umipig, SU, 2013-14
5. 281 Shea Seals, TU, 1996-97
- 281 Abe Jackson, BSU, 2001-02
7. 279 Eddie Miller, FS, 2007-08
8. 261 Malcolm Johnson, TCU, 1996-97
- 261 Jonathan Gibson, NMSU, 2009-10
10. 251 Damon Jackson, FS, 2001-02
11. 247 Ja'Vance Coleman, FS, 2005-06
12. 246 Ja'Vance Coleman, FS, 2004-05
13. 245 Stephen Woods, SMU, 1999-00
14. 243 Kendric Brooks, FS, 1995-96
- 243 Quinton Pippen, CSU, 2013-14

## ASSIST AVERAGE (ASSISTS-GAMES)

1. 10.66 Jeff Jonas, UU, 1976-77 (309-29)
2. 8.19 Tony Gwynn, SDSU, 1979-80 (221-27)
3. 8.00 Tito Maddox, FS, 2000-01 (200-25)
4. 7.58 Russell Brown, AFA, 1977-78 (197-26)
5. 7.62 Petie Gibson, UNM, 1970-71 (198-26)
6. 7.43 Scott Martin, UU, 1980-81 (223-30)
7. 7.36 Darrell McGee, UNM, 1988-89 (243-33)
8. 7.31 Keith Smith, SDSU, 1981-82 (212-29)
- 7.31 Anthony Carter, UH, 1997-98 (212-29)
10. 7.27 Rafer Alston, FS, 1997-98 (240-33)
11. 7.24 Chris Herren, FS, 1998-99 (181-25)
12. 7.16 Filiberto Rivera, UTEP, 2004-05 (229-32)
13. 7.00 Jeff Bowling, AFA, 1989-90 (224-32)
14. 7.06 Prince Fowler, TCU, 1998-99 (226-32)
15. 7.04 Petie Gibson, UNM, 1968-69 (183-26)

## TOTAL ASSISTS

1. 309 Jeff Jonas, UU, 1976-77
2. 243 Darrell McGee, UNM, 1988-89
3. 240 Rafer Alston, FS, 1997-98
4. 229 Filiberto Rivera, UTEP, 2004-05
5. 226 Prince Fowler, TCU, 1998-99
6. 224 Jeff Bowling, AFA, 1989-90
- 224 Kris Clark, USU, 2007-08
8. 223 Brian Santiago, FS, 1993-94
9. 221 Tony Gwynn, SDSU, 1979-80
10. 212 Keith Smith, SDSU, 1981-82
- 212 Kelvin Scarborough, UNM, 1986-87
- 212 Anthony Carter, UH, 1997-98
13. 211 Dominick Young, FS, 1996-97
14. 206 Demetrius Porter, FS, 1999-00
15. 205 Darrell McGee, UNM, 1989-90

## STEAL AVERAGE (STEALS-GAMES)

1. 4.32 Greedy Daniels, TCU, 2000-01 (108-25)
2. 3.32 Eric Coley, TU, 1999-00 (123-37)
3. 2.91 Mike Jones, TCU, 1997-98 (96-33)
4. 2.89 Dominick Young, FS, 1994-95 (81-28)
5. 2.82 Tim Hardaway, UTEP, 1984-85 (93-33)
6. 2.69 Anthony Carter, UH, 1996-97 (78-29)
7. 2.60 Matt Watts, SDSU, 1998-99 (65-25)
8. 2.59 La'Shard Anderson, BSU, 2009-10 (83-32)
9. 2.58 Sean Dent, UW, 1985-86 (93-36)
10. 2.55 Dominick Young, FS, 1995-96 (74-29)
11. 2.55 Andre Miller, UU, 1998-99 (84-33)
12. 2.52 Shawn Marion, UNLV, 1998-99 (73-29)
13. 2.50 Kelvin Scarborough, UNM, 1984-85 (80-32)
14. 2.48 Tony Webster, UH, 1982-83 (72-29)
15. 2.41 LaDrell Whitehead, UW, 1995-96 (70-29)
- 2.41 Greedy Daniels, UNLV, 1998-99 (70-29)

## TOTAL STEALS

1. 123 Eric Coley, TU, 1999-00
2. 108 Greedy Daniels, TCU, 2000-01
3. 96 Mike Jones, TCU, 1997-98
4. 93 Sean Dent, UW, 1985-86
- 93 Tim Hardaway, UTEP, 1988-89
6. 84 Hunter Greene, UNM, 1986-87
- 84 Andre Miller, UU, 1998-99
8. 83 La'Shard Anderson, BSU, 2009-10
- 81 Dominick Young, FS, 1994-95
10. 80 Kelvin Scarborough, UNM, 1984-85
11. 79 Daniel Mullings, NMSU, 2012-13
12. 78 Kelvin Scarborough, UNM, 1986-87
- 78 Anthony Carter, UH, 1996-97
14. 77 Phil Smith, UNM, 1983-84
- 77 Tim Hardaway, UTEP, 1987-88
- 77 La'Shard Anderson, BSU, 2010-11

## BLOCK AVERAGE (BLOCKS-GAMES)

1. 5.21 Shawn Bradley, BYU, 1990-91 (177-34)
2. 5.14 Theo Ratliff, UW, 1994-95 (144-28)
3. 4.43 Theo Ratliff, UW, 1992-93 (124-28)
4. 4.07 Theo Ratliff, UW, 1993-94 (114-28)
5. 3.86 Keon Clark, UNLV, 1996-97 (112-29)
6. 3.56 Dominic McGuire, FS, 2006-07 (114-32)
7. 3.52 David Van Dyke, UTEP, 1991-92 (116-33)
8. 3.44 Luc Longley, UNM, 1989-90 (117-34)
9. 3.37 Sim Bhullar, NMSU, 2013-14 (101-30)
10. 3.30 Khari Jaxon, UNM, 1991-92 (109-33)
11. 3.17 Luc Longley, UNM, 1990-91 (95-30)
12. 3.14 Melvin Ely, FS, 2001-02 (88-28)
13. 3.12 Tony Maroney, UH, 1993-94 (103-33)
14. 3.03 Melvin Ely, FS, 1999-00 (94-31)
15. 3.00 Derrick Davenport, TCU, 1999-00 (96-32)

## TOTAL BLOCKS

1. 177 Shawn Bradley, BYU, 1990-91
2. 144 Theo Ratliff, UW, 1994-95
3. 124 Theo Ratliff, UW, 1992-93
4. 117 Luc Longley, UNM, 1989-90
5. 116 David Van Dyke, UTEP, 1991-92
6. 114 Theo Ratliff, UW, 1993-94
- 114 Dominic McGuire, FS, 2006-07
8. 112 Keon Clark, UNLV, 1996-97
9. 109 Khari Jaxon, UNM, 1991-92
10. 103 Tony Maroney, UH, 1993-94
11. 101 Sim Bhullar, NMSU, 2013-14
12. 96 Derrick Davenport, TCU, 1999-00
13. 95 Luc Longley, UNM, 1990-91
14. 94 Melvin Ely, FS, 1999-00
15. 92 JaVale McGee, NEV, 2007-08
- 92 Michale Kyser, LT, 2012-13

## SCORING AVERAGE (POINTS-GAMES)

- 30.10 Jerry Chambers, UU, 1965-66 (301-10)
- 30.00 Devin Durrant, BYU, 1983-84 (480-16)
- 29.36 Mike Newlin, UU, 1969-70 (411-14)
- 28.80 Flynn Robinson, UW, 1964-65 (288-10)
- 28.43 Kenny Page, UNM, 1979-80 (398-14)
- 27.56 Michael Smith, BYU, 1988-89 (441-16)
- 27.50 Luther Burden, UU, 1974-75 (385-14)
- 27.15 Courtney Alexander, FS, 1999-00 (353-13)
- 27.00 Raymond Dudley, AFA, 1988-89 (432-16)
- 26.87 Olivier Saint-Jean, SJSU, 1996-97 (403-15)
- 26.20 Freddie Lewis, ASU, 1965-66 (262-10)
- 25.71 Willie Long, UNM, 1970-71 (360-14)
- 25.64 Coniel Norman, UA, 1972-73 (359-14)
- 25.58 Melvin Ely, FS, 2001-02 (435-17)
- 25.57 Willie Long, UNM, 1969-70 (358-14)

## TOTAL POINTS

- 480 Devin Durrant, BYU, 1983-84
- 441 Michael Smith, BYU, 1988-89
- 435 Melvin Ely, FS, 2001-02
- 432 Raymond Dudley, AFA, 1988-89
- 416 Anthony Harris, UH, 1995-96
- 411 Mike Newlin, UU, 1969-70
- 403 Olivier Saint-Jean, SJSU, 1996-97
- 400 Keith Van Horn, UU, 1995-96
- 399 Danny Ainge, BYU, 1980-81
- 398 Kenny Page, UNM, 1979-80
- 393 Nick Fazekas, NEV, 2004-05
- 392 Jaycee Carroll, USU, 2007-08
- 391 Michael Cage, SDSU, 1983-84
- 386 Antoine Gillespie, UTEP, 1994-95
- 385 Luther Burden, UU, 1974-75
- 385 Otis Jones, AFA, 1994-95

## REBOUND AVERAGE (REBOUNDS-GAMES)

- 15.63 Paul Millsap, LTU, 2005-06 (250-16)
- 15.10 Art Becker, ASU, 1962-63 (151-10)
- 14.79 Mark Landsberger, ASU, 1976-77 (207-14)
- 14.64 Mike Childress, CSU, 1969-70 (205-14)
- 14.07 Paul Stovall, ASU, 1971-72 (197-14)
- 13.90 Leon Clark, UW, 1964-65 (139-10)
- 13.86 Mike Sojourner, UU, 1973-74 (194-14)
- 13.71 Larry Abney, FS, 1999-00 (192-14)
- 13.57 Mike Childress, CSU, 1970-71 (190-14)
- 13.43 Kresimir Cosic, BYU, 1970-71 (188-14)
- 13.20 John Fairchild, BYU, 1964-65 (132-10)
- 13.00 Tony Cerkvenik, ASU, 1962-63 (130-10)
- 13.00 Willie Long, UNM, 1969-70 (182-14)
- 12.90 Albert Johnson, UA, 1963-64 (129-10)
- 12.83 Tremaine Fowlkes, FS, 1997-98 (154-12)
- 12.83 Paul Millsap, LTU, 2003-04 (231-18)

## TOTAL REBOUNDS

- 250 Paul Millsap, LTU, 2005-06
- 231 Paul Millsap, LTU, 2003-04
- 229 Michael Harris, RU, 2004-05
- 218 Paul Millsap, LTU, 2004-05
- 213 Josh Grant, UU, 1992-93
- 207 Mark Landsberger, ASU, 1976-77
- 205 Mike Childress, CSU, 1969-70
- 204 Corey Jackson, NEV, 2001-02
- 199 Michael Cage, SDSU, 1983-84
- 198 Paul Stovall, ASU, 1971-72
- 197 Kyle Barone, UI, 2012-13
- 196 Michael Cage, SDSU, 1980-81
- 194 Mike Sojourner, UU, 1973-74
- 192 Larry Abney, FS, 1999-00
- 192 Nick Fazekas, NEV, 2004-05

## FIELD GOAL PERCENTAGE (FGM-FGA, GAMES)

(Based on qualifiers for annual championship)

- .691 Danny Vranes, UU, 1978-79 (67-97, 11)
- .676 Matt Nelson, BSU, 2007-08 (94-139, 15)
- .655 Luc Longley, UNM, 1990-91 (125-191, 16)
- .648 Buster Matheney, UU, 1976-77 (94-145, 14)
- .645 Kyle Barone, UI, 2010-11 (69-107)
- .644 Melvin Ely, FS, 1999-00 (87-135, 14)
- .644 Alan Taylor, BYU, 1978-79 (67-104, 12)
- .644 C.J. Webster, SJSU, 2009-10 (47-73, 12)
- .643 Fred Roberts, BYU, 1979-80 (74-115, 14)
- .641 Darryl Minniefield, UNM, 1972-73 (77-120, 14)
- .641 Jimmy Allen, UNM, 1977-78 (50-78, 14)
- .640 Eric Leckner, UW, 1986-87 (114-178, 16)
- .639 Charlie Thomas, UNM, 1988-89 (117-183, 16)
- .638 Albert Springs, UU, 1986-87 (74-116, 16)
- .637 Tom Gneiting, BYU, 1986-87 (86-135, 16)

## FIELD GOALS

- 170 Devin Durrant, BYU, 1983-84
- 164 Michael Smith, BYU, 1988-89
- 163 Melvin Ely, FS, 2001-02
- 156 Kenny Page, UNM, 1979-80
- 151 Coniel Norman, UA, 1973-74
- 147 Olivier Saint-Jean, SJSU, 1996-97
- 145 Coniel Norman, UA, 1972-73
- 144 Mike Newlin, UU, 1969-70
- 144 Luther Burden, UU, 1974-75
- 143 Raymond Dudley, AFA, 1988-89
- 142 Seaborn Hill, ASU, 1969-70
- 142 Kenny Page, UNM, 1980-81
- 142 Marquin Chandler, SJSU, 2004-05
- 140 Johnny Brown, UNM, 1985-86
- 139 Willie Long, UNM, 1969-70
- 139 Luther Burden, UU, 1973-74
- 139 Antoine Gillespie, UTEP, 1993-94
- 139 Michael Harris, RU, 2004-05

## FIELD GOALS ATTEMPTED

- 332 Otis Jones, AFA, 1993-94
- 324 Seaborn Hill, ASU, 1969-70
- 317 Luther Burden, UU, 1974-75
- 316 Kenny Page, UNM, 1979-80
- 311 Kenny Page, UNM, 1980-81
- 311 Otis Jones, AFA, 1994-95
- 310 Michael Smith, BYU, 1988-89
- 306 Marquin Chandler, SJSU, 2004-05
- 303 Mike Newlin, UU, 1969-70
- 300 Antoine Gillespie, UTEP, 1993-94
- 300 Carl Ray, Harris, FS 1993-94
- 297 Devin Durrant, BYU, 1983-84
- 296 Coniel Norman, UA, 1973-74
- 293 Coniel Norman, UA, 1972-73
- 284 Olivier Saint-Jean, SJSU, 1996-97

## FREE THROW PERCENTAGE (FTM-FTA, GAMES)

(Based on qualifiers for annual championship)

- .926 Rob Robbins, UNM, 1988-89 (50-54, 16)
- .925 Mark Meredith, CSU, 1989-90 (49-53, 16)
- .923 Josh Grant, UU, 1992-93 (60-65, 18)
- .922 Greg Harrington, TU, 1999-00 (47-51, 14)
- .915 Granny Lash, UU, 1964-65 (43-47, 10)
- .913 Randy Linder, ASU, 1966-67 (21-23, 10)
- .913 Jaycee Carroll, USU, 2007-08 (73-80, 16)
- .911 Marvin Johnson, UNM, 1977-78 (72-79, 14)
- .911 Paris Bryant, UW, 1990-91 (41-45, 16)
- .908 Ryan Yoder, CSU, 1993-94 (79-87, 18)
- .907 Doug Bessert, UW, 1978-79 (49-54, 12)
- .907 Roy Joshua, ASU, 1977-78 (39-43, 14)
- .906 Mekeli Wesley, BYU, 1997-98 (77-85, 14)
- .904 Janari Joesaar, UTPA, 2014-15 (66-73, 14)
- .902 Jason McKrieth, RU, 2003-04 (83-92, 18)

## FREE THROWS MADE

- 140 Devin Durrant, BYU, 1983-84
- 131 Michael Cage, SDSU, 1983-84
- 125 Antoine Gillespie, UTEP, 1993-94
- 125 Otis Jones, AFA, 1993-94
- 124 Nick Fazekas, NEV, 2004-05
- 123 Mike Newlin, UU, 1969-70
- 122 Jerome Garrison, GCU, 2012-13
- 117 Quinton Ross, SMU, 2002-03
- 116 Pat Durham, CSU, 1988-89
- 115 Joel Wright, TXST, 2012-13
- 113 Nate Archibald, UTEP, 1969-70
- 112 Russell Larson, BYU, 1993-94
- 110 Kyle Barone, UI, 2012-13
- 109 Melvin Ely, FS, 2001-02
- 108 Keith Van, Horn, UU 1995-96

## FREE THROWS ATTEMPTED

- 178 Devin Durrant, BYU, 1983-84
- 170 Michael Cage, SDSU, 1983-84
- 162 Otis Jones, AFA, 1993-94
- 157 Nick Fazekas, NEV, 2004-05
- 155 Damon Hancock, SMU, 2001-02
- 155 Joel Wright, TXST, 2012-13
- 153 Willie Long, UNM, 1970-71
- 151 Pat Durham, CSU, 1988-89
- 149 Jerome Garrison, GCU, 2013-14
- 147 Antoine Gillespie, UTEP, 1993-94
- 147 Melvin Ely, FS, 2001-02
- 146 Quinton Ross, SMU, 2002-03
- 144 Nate Archibald, UTEP, 1969-70
- 143 Otis Jones, AFA, 1994-95
- 142 Mike Newlin, UU, 1969-70
- 136 Kyle Barone, UI, 2012-13

## THREE-POINT FIELD GOAL PERCENTAGE (3FGM-3FGA, GAMES)

- .633 Brian Green, USU, 2009-10 (31-49, 15)
- .618 Willie Banks, UNM, 1991-92 (21-34, 16)
- .593 Royce Olney, UNM, 1997-98 (48-81, 12)
- .591 Mitch Bruneel, USU, 2011-12 (13-22, 13)
- .569 Dante Swanson, TU, 2001-02 (37-65, 17)
- .563 Joel Tribelhorn, CSU, 1988-89 (40-71, 16)
- .541 Gym Bice, UTEP, 1991-92 (20-37, 16)
- .536 Thomas McTyer, TCU, 1999-00 (15-28, 14)
- .535 Jason Hamilton, SDSU, 1992-93 (23-43, 16)
- .532 Dante Swanson, TU, 2000-01 (25-47, 16)
- .529 Terrance Roberson, FS, 1996-97 (18-34, 12)
- .526 Nathan Call, BYU, 1991-92 (20-38, 16)
- .526 Darrell McGee, UNM, 1988-89 (20-38, 16)
- .511 Tyson Mayrone, CSU, 1991-92 (23-45, 14)
- .505 Jaycee Carroll, USU, 2007-08 (53-105, 16)

## THREE-POINT FIELD GOALS MADE

- 73 Dominick Young, FS, 1995-96
- 65 Ray Dudley, AFA, 1988-89
- 60 Ja'Vance Coleman, 2005-06
- 60 Isiah Umipig, SU, 2013-14
- 59 Marlow White, UNM, 1993-94
- 59 Abe Jackson, BSU, 2001-02
- 59 Damon Jackson, FS, 2002-03
- 57 Tony Ross, SDSU, 1986-87
- 57 Bryan Hopkins, SMU, 2003-04
- 56 Dante Swanson, TU, 2002-03
- 56 Quinton Phippen, CSU, 2013-14
- 55 Greg Brown, UNM, 1993-94
- 55 Jeff Shelly, CSU, 1993-94
- 55 Michael Kuebler, UH, 2003-04
- 55 Shantay Legans, FS, 2003-04
- 55 Jeff Ledbetter, UI, 2010-11
- 55 Connor Hill, UI, 2013-14

## THREE-POINT FIELD GOALS ATTEMPTED

- 190 Dominick Young, FS, 1995-96
- 176 Abe Jackson, BSU, 2001-02
- 155 Ja'Vance Coleman, FS, 2005-06
- 152 Raymond Dudley, AFA, 1989-90
- 149 Damon Jackson, FS, 2002-03
- 149 Ja'Vance Coleman, FS, 2004-05
- 147 Otis Jones, AFA, 1993-94
- 147 Antoine Gillespie, UTEP, 1994-95
- 145 Jeff Shelly, CSU, 1993-94
- 145 Dominick Young, FS, 1996-97
- 145 Shantay Legans, FS, 2003-04
- 144 Marlow White, UNM, 1993-94
- 143 Otis Jones, AFA, 1994-95
- 142 Michael Kuebler, UH, 2003-04
- 141 David Evans, CSU, 1995-96

## ASSIST AVERAGE (ASSISTS-GAMES)

- 8.86 Tony Gwynn, SDSU, 1979-80 (124-14)
- 8.12 Tito Maddox, FS, 2000-01 (130-16)
- 8.00 Petie Gibson, UNM, 1970-71 (112-14)
- 7.89 Brian Santiago, FS, 1993-94 (142-18)
- 7.78 Filiberto Rivera, UTEP, 2004-05 (140-18)
- 7.71 Rafer Alston, FS, 1997-98 (108-14)
- 7.50 Dominick Young, FS, 1996-97 (120-16)
- 7.38 Jeremiah Ostrowski, UH, 2011-12 (96-13)
- 7.19 Andre Miller, UU, 1996-97 (115-16)
- 7.17 Chris Herren, FS, 1998-99 (86-12)
- 7.07 Petie Gibson, UNM, 1969-70 (99-14)
- 7.00 Anthony Carter, UH, 1997-98 (98-14)
- 6.86 Prince Fowler, TCU, 1998-99 (96-14)
- 6.81 Kris Clark, USU, 2007-08 (106-16)
- 6.75 Darrell McGee, UNM, 1988-89 (108-16)

## TOTAL ASSISTS

- 144 Jeff Jonas, UU, 1976-77
- 142 Brian Santiago, FS, 1993-94
- 140 Filiberto Rivera, UTEP, 2004-05
- 130 Tito Maddox, FS, 2000-01
- 124 Tony Gwynn, SDSU, 1979-80
- 121 Ryan Yoder, CSU, 1992-93
- 120 Dominick Young, FS, 1996-97
- 115 Andre Miller, UU, 1996-97
- 114 Ryan Yoder, CSU, 1993-94
- 112 Petie Gibson, UNM, 1970-71
- 112 Mark Campbell, UH, 2002-03
- 111 Dominick Young, FS, 1995-96
- 110 Dominick Young, FS, 1994-95
- 109 Brian Santiago, FS, 1992-93
- 109 Kris Clark, USU, 2007-08

## STEAL AVERAGE (STEALS-GAMES)

- 3.00 Eric Coley, TU, 1999-00 (42-14)
- 3.00 La'Shard Anderson, BSU, 2009-10 (48-16)
- 2.80 Bryan Hopkins, SMU, 2004-05 (42-15)
- 2.79 Andre Miller, UU, 1998-99 (39-14)
- 2.64 Willie Davis, SMU, 1999-00 (37-14)
- 2.61 Daniel Mullings, NMSU, 2012-13 (47-18)
- 2.57 Shawn Marion, UNLV, 1998-99 (36-14)
- 2.56 Kelvin Scarborough, UNM, 1986-87 (41-16)
- 2.56 La'Shard Anderson, BSU, 2010-11 (41-16)
- 2.54 Matt Watts, SDSU, 1998-99 (33-13)
- 2.54 Anthony Blakes, UW, 1998-99 (33-13)
- 2.50 Dominick Young, FS, 1995-96 (45-18)
- 2.50 Andre Miller, UU, 1997-98 (35-14)
- 2.50 Mike Jones, TCU, 1997-98 (35-14)
- 2.43 Anthony Carter, UH, 1997-98 (34-14)
- 2.43 Chris Herren, FS, 1997-98 (34-14)
- 2.43 Rafer Alston, FS, 1997-98 (34-14)

## TOTAL STEALS

- 48 La'Shard Anderson, BSU, 2009-10
- 48 Sean Dent, UW, 1985-86
- 47 Daniel Mullings, NMSU, 2012-13
- 45 Dominick Young, FS, 1995-96
- 44 Chase Hallam, DU, 2012-13
- 42 Dominick Young, FS, 1994-95
- 42 Eric Coley, TU, 1999-00
- 42 Bryan Hopkins, SMU, 2004-05
- 41 Kelvin Scarborough, UNM, 1986-87
- 41 La'Shard Anderson, BSU, 2010-11
- 39 Damon Crawford, CSU, 1993-94
- 39 Raymond King, SDSU, 1995-96
- 39 Andre Miller, UU, 1998-99
- 39 Bryan Hopkins, SMU, 2002-03
- 38 Hunter Greene, UNM, 1986-87
- 38 Brian Santiago, FS, 1993-94
- 38 David Evans, CSU, 1995-96
- 38 Malcolm Johnson, TCU, 1996-97

## BLOCK AVERAGE (BLOCKS-GAMES)

- 4.67 Theo Ratliff, UW, 1994-95 (84-18)
- 4.50 Shawn Bradley, BYU, 1990-91 (72-16)
- 4.44 Theo Ratliff, UW, 1992-93 (80-18)
- 4.25 Keon Clark, UNLV, 1996-97 (68-16)
- 3.80 Sim Bhullar, NMSU, 2013-14 (38-10)
- 3.75 Dominic McGuire, FS, 2006-07 (60-16)
- 3.63 Khari Jaxon, UNM, 1991-92 (58-16)
- 3.61 Theo Ratliff, UW, 1993-94 (65-18)
- 3.44 David Van Dyke, UTEP, 1991-92 (55-16)
- 3.29 Melvin Ely, FS, 1999-00 (46-14)
- 3.28 Tony Maroney, UH, 1993-94 (59-18)
- 3.12 Melvin Ely, FS, 2001-02 (53-17)
- 3.00 Luc Longley, UNM, 1989-90 (48-16)
- 3.00 Melvin Ely, FS, 2000-01 (48-16)
- 3.00 Sim Bhullar, NMSU, 2012-13 (54-18)

## TOTAL BLOCKS

- 84 Theo Ratliff, UW, 1994-95
- 80 Theo Ratliff, UW, 1992-93
- 72 Shawn Bradley, BYU, 1990-91
- 68 Keon Clark, UNLV, 1996-97
- 65 Theo Ratliff, UW, 1993-94
- 60 Dominic McGuire, FS, 2006-07
- 59 Tony Maroney, UH, 1993-94
- 58 Khari Jaxon, UNM, 1991-92
- 55 David Van Dyke, UTEP, 1991-92
- 54 Sim Bhullar, NMSU, 2012-13
- 53 Melvin Ely, FS, 2001-02
- 49 Joe Vogel, CSU, 1995-96
- 48 Luc Longley, UNM, 1989-90
- 48 Melvin Ely, FS, 2000-01
- 47 Luc Longley, UNM, 1990-91
- 47 Kevin Johnson, TU, 2002-03

# Yearly Team Leaders – All Games

| SCORING OFFENSE |                 |      | SCORING DEFENSE |                |      | FIELD GOAL PERCENTAGE |                |      |
|-----------------|-----------------|------|-----------------|----------------|------|-----------------------|----------------|------|
| Year            | School          | Avg  | Year            | School         | Avg  | Year                  | School         | Pct  |
| 1962-63         | Arizona State   | 79.5 | 1962-63         | New Mexico     | 57.9 | 1963-64               | Wyoming        | .468 |
| 1963-64         | Arizona State   | 81.6 | 1963-64         | New Mexico     | 57.2 | 1964-65               | Brigham Young  | .491 |
| 1964-65         | Brigham Young   | 94.6 | 1964-65         | New Mexico     | 55.7 | 1965-66               | Utah           | .504 |
| 1965-66         | Utah            | 98.0 | 1965-66         | New Mexico     | 68.5 | 1966-67               | Brigham Young  | .492 |
| 1966-67         | Brigham Young   | 81.7 | 1966-67         | New Mexico     | 61.6 | 1967-68               | New Mexico     | .466 |
| 1967-68         | Utah            | 86.0 | 1967-68         | New Mexico     | 68.1 | 1968-69               | UTEP           | .487 |
| 1968-69         | Utah            | 83.6 | 1968-69         | Colorado State | 67.5 | 1969-70               | UTEP           | .486 |
| 1969-70         | Utah            | 88.9 | 1969-70         | UTEP           | 72.6 | 1970-71               | Wyoming        | .464 |
| 1970-71         | Arizona State   | 90.2 | 1970-71         | UTEP           | 65.2 | 1971-72               | Brigham Young  | .483 |
| 1971-72         | Arizona State   | 84.6 | 1971-72         | UTEP           | 60.6 | 1972-73               | Arizona State  | .494 |
| 1972-73         | Arizona State   | 82.5 | 1972-73         | *UTEP          | 56.1 | 1973-74               | Arizona        | .502 |
| 1973-74         | Utah            | 90.8 | 1973-74         | *UTEP          | 56.5 | 1974-75               | Arizona State  | .498 |
| 1974-75         | Arizona State   | 86.9 | 1974-75         | *UTEP          | 57.3 | 1975-76               | Utah           | .501 |
| 1975-76         | Arizona         | 81.9 | 1975-76         | UTEP           | 56.9 | 1976-77               | Utah           | .540 |
| 1976-77         | New Mexico      | 86.6 | 1976-77         | UTEP           | 63.4 | 1977-78               | Utah           | .519 |
| 1977-78         | *New Mexico     | 97.5 | 1977-78         | UTEP           | 65.5 | 1978-79               | Brigham Young  | .528 |
| 1978-79         | New Mexico      | 88.5 | 1978-79         | Wyoming        | 65.6 | 1979-80               | Brigham Young  | .522 |
| 1979-80         | Brigham Young   | 83.5 | 1979-80         | Wyoming        | 58.7 | 1980-81               | Wyoming        | .522 |
| 1980-81         | Brigham Young   | 78.8 | 1980-81         | Air Force      | 56.2 | 1981-82               | Wyoming        | .532 |
| 1981-82         | New Mexico      | 70.6 | 1981-82         | Wyoming        | 51.5 | 1982-83               | Wyoming        | .515 |
| 1982-83         | New Mexico      | 71.7 | 1982-83         | Wyoming        | 57.1 | 1983-84               | New Mexico     | .512 |
| 1983-84         | Brigham Young   | 78.5 | 1983-84         | Wyoming        | 58.4 | 1984-85               | New Mexico     | .511 |
| 1984-85         | San Diego State | 80.4 | 1984-85         | Wyoming        | 65.5 | 1985-86               | Wyoming        | .530 |
| 1985-86         | San Diego State | 74.7 | 1985-86         | UTEP           | 60.2 | 1986-87               | Wyoming        | .510 |
| 1986-87         | Brigham Young   | 82.3 | 1986-87         | Utah           | 65.5 | 1987-88               | Brigham Young  | .531 |
| 1987-88         | Brigham Young   | 85.5 | 1987-88         | Colorado State | 57.3 | 1988-89               | New Mexico     | .545 |
| 1988-89         | Brigham Young   | 80.6 | 1988-89         | Colorado State | 61.0 | 1989-90               | Brigham Young  | .499 |
| 1989-90         | New Mexico      | 76.9 | 1989-90         | Colorado State | 59.3 | 1990-91               | New Mexico     | .528 |
| 1990-91         | Wyoming         | 82.5 | 1990-91         | Colorado State | 61.4 | 1991-92               | Brigham Young  | .498 |
| 1991-92         | Brigham Young   | 80.2 | 1991-92         | Utah           | 61.6 | 1992-93               | Brigham Young  | .498 |
| 1992-93         | Brigham Young   | 81.0 | 1992-93         | New Mexico     | 63.2 | 1993-94               | Brigham Young  | .492 |
| 1993-94         | Brigham Young   | 79.4 | 1993-94         | New Mexico     | 67.5 | 1994-95               | Utah           | .483 |
| 1994-95         | UTEP            | 77.9 | 1994-95         | Utah           | 64.9 | 1995-96               | Colorado State | .506 |
| 1995-96         | Brigham Young   | 82.3 | 1995-96         | Utah           | 63.9 | 1996-97               | Utah           | .496 |
| 1996-97         | TCU             | 83.7 | 1996-97         | Utah           | 61.7 | 1997-98               | TCU            | .495 |
| 1997-98         | *TCU            | 97.2 | 1997-98         | Utah           | 57.6 | 1998-99               | TCU            | .491 |
| 1998-99         | TCU             | 86.8 | 1998-99         | Utah           | 55.4 | 1999-00               | Hawai'i        | .482 |
| 1999-00         | TCU             | 87.9 | 1999-00         | San Jose State | 59.7 | 2000-01               | UTEP           | .492 |
| 2000-01         | *TCU            | 93.6 | 2000-01         | San Jose State | 63.5 | 2001-02               | Tulsa          | .477 |
| 2001-02         | Tulsa           | 80.2 | 2001-02         | Hawai'i        | 63.1 | 2002-03               | Rice           | .469 |
| 2002-03         | Nevada          | 76.0 | 2002-03         | Tulsa          | 65.3 | 2003-04               | UTEP           | .477 |
| 2003-04         | UTEP            | 77.5 | 2003-04         | Fresno State   | 61.8 | 2004-05               | Rice           | .481 |
| 2004-05         | UTEP            | 74.7 | 2004-05         | Nevada         | 61.7 | 2005-06               | Utah State     | .498 |
| 2005-06         | Fresno State    | 73.8 | 2005-06         | Louisiana Tech | 63.1 | 2006-07               | Nevada         | .484 |
| 2006-07         | NM State        | 78.0 | 2006-07         | Fresno State   | 66.2 | 2007-08               | Utah State     | .514 |
| 2007-08         | Boise State     | 81.4 | 2007-08         | Utah State     | 68.1 | 2008-09               | Utah State     | .496 |
| 2008-09         | NM State        | 76.3 | 2008-09         | Utah State     | 62.0 | 2009-10               | Utah State     | .488 |
| 2009-10         | Nevada          | 79.5 | 2009-10         | Utah State     | 59.9 | 2010-11               | Utah State     | .470 |
| 2010-11         | Boise State     | 74.1 | 2010-11         | Utah State     | 58.7 | 2011-12               | Idaho          | .477 |
| 2011-12         | NM State        | 78.1 | 2011-12         | Utah State     | 64.9 | 2012-13               | Denver         | .480 |
| 2012-13         | Louisiana Tech  | 72.6 | 2012-13         | Denver         | 55.9 | 2013-14               | NM State       | .488 |
| 2013-14         | NM State        | 77.0 | 2013-14         | Utah Valley    | 65.4 | 2014-15               | NM State       | .462 |
| 2014-15         | Grand Canyon    | 68.7 | 2014-15         | NM State       | 59.8 |                       |                |      |



# Yearly Team Leaders – All Games

| FREE THROW PERCENTAGE |                |      | REBOUND MARGIN |                 |        | SCORING MARGIN |                 |        |
|-----------------------|----------------|------|----------------|-----------------|--------|----------------|-----------------|--------|
| Year                  | School         | Pct  | Year           | School          | Margin | Year           | School          | Margin |
| 1963-64               | Utah           | .751 | 1962-63        | Arizona State   | 9.0    | 1963-64        | New Mexico      | 10.6   |
| 1964-65               | Brigham Young  | .747 | 1963-64        | New Mexico      | 13.2   | 1964-65        | New Mexico      | 15.7   |
| 1965-66               | Arizona        | .737 | 1964-65        | New Mexico      | 15.3   | 1965-66        | Utah            | 18.5   |
| 1966-67               | Utah           | .733 | 1965-66        | Utah            | 10.0   | 1966-67        | New Mexico      | 10.4   |
| 1967-68               | Utah           | .744 | 1966-67        | New Mexico      | 7.2    | 1967-68        | New Mexico      | 9.3    |
| 1968-69               | UTEP           | .766 | 1967-68        | New Mexico      | 5.6    | 1968-69        | New Mexico      | 8.7    |
| 1969-70               | Utah           | .756 | 1968-69        | New Mexico      | 6.6    | 1969-70        | UTEP            | 6.5    |
| 1970-71               | Brigham Young  | .702 | 1969-70        | Brigham Young   | 9.2    | 1970-71        | Arizona State   | 7.8    |
| 1971-72               | Brigham Young  | .715 | 1970-71        | Utah            | 8.5    | 1971-72        | UTEP            | 7.9    |
| 1972-73               | Colorado State | .747 | 1971-72        | UTEP            | 5.5    | 1972-73        | New Mexico      | 11.5   |
| 1973-74               | Brigham Young  | .755 | 1972-73        | Brigham Young   | 8.9    | 1973-74        | New Mexico      | 12.2   |
| 1974-75               | Utah           | .744 | 1973-74        | New Mexico      | 6.7    | 1974-75        | Arizona State   | 9.9    |
| 1975-76               | Colorado State | .760 | 1974-75        | Arizona         | 7.2    | 1975-76        | Utah            | 7.8    |
| 1976-77               | *Utah          | .782 | 1975-76        | Arizona         | 8.3    | 1976-77        | Arizona         | 10.7   |
| 1977-78               | Arizona State  | .756 | 1976-77        | Arizona         | 10.4   | 1977-78        | New Mexico      | 14.6   |
| 1978-79               | New Mexico     | .729 | 1977-78        | Arizona         | 6.8    | 1978-79        | Brigham Young   | 8.4    |
| 1979-80               | Utah           | .732 | 1978-79        | Wyoming         | 6.0    | 1979-80        | Brigham Young   | 11.0   |
| 1980-81               | New Mexico     | .715 | 1979-80        | Wyoming         | 10.1   | 1980-81        | *Wyoming        | 16.1   |
| 1981-82               | Colorado State | .739 | 1980-81        | Wyoming         | 11.1   | 1981-82        | Wyoming         | 11.3   |
| 1982-83               | Brigham Young  | .716 | 1981-82        | Wyoming         | 9.6    | 1982-83        | UTEP            | 6.8    |
| 1983-84               | Brigham Young  | .750 | 1982-83        | Wyoming         | 7.2    | 1983-84        | UTEP            | 7.9    |
| 1984-85               | UTEP           | .742 | 1983-84        | San Diego State | 5.7    | 1984-85        | San Diego State | 8.1    |
| 1985-86               | Brigham Young  | .694 | 1984-85        | San Diego State | 3.8    | 1985-86        | UTEP            | 7.4    |
| 1986-87               | Brigham Young  | .746 | 1985-86        | Air Force       | 3.1    | 1986-87        | UTEP            | 8.5    |
| 1987-88               | Brigham Young  | .763 | 1986-87        | Brigham Young   | 3.6    | 1987-88        | Wyoming         | 11.6   |
| 1988-89               | *Brigham Young | .815 | 1987-88        | Brigham Young   | 5.9    | 1988-89        | UTEP            | 11.2   |
| 1989-90               | Air Force      | .748 | 1988-89        | Hawai'i         | 3.1    | 1989-90        | Colorado State  | 8.4    |
| 1990-91               | Air Force      | .770 | 1989-90        | Wyoming         | 5.3    | 1990-91        | Utah            | 9.6    |
| 1991-92               | Air Force      | .748 | 1990-91        | Utah            | 5.0    | 1991-92        | Brigham Young   | 10.6   |
| 1992-93               | *Utah          | .791 | 1991-92        | Utah            | 6.6    | 1992-93        | Utah            | 11.4   |
| 1993-94               | Utah           | .747 | 1992-93        | Brigham Young   | 6.6    | 1993-94        | New Mexico      | 10.3   |
| 1994-95               | *Brigham Young | .773 | 1993-94        | Utah            | 3.6    | 1994-95        | Utah            | 12.7   |
| 1995-96               | *Utah          | .784 | 1994-95        | Utah            | 9.7    | 1995-96        | Utah            | 12.9   |
| 1996-97               | Wyoming        | .737 | 1995-96        | Utah            | 9.7    | 1996-97        | Utah            | 12.8   |
| 1997-98               | New Mexico     | .757 | 1996-97        | Utah            | 6.5    | 1997-98        | TCU             | 19.4   |
| 1998-99               | New Mexico     | .751 | 1997-98        | Utah            | 9.9    | 1998-99        | Utah            | 15.9   |
| 1999-00               | TCU            | .765 | 1998-99        | Utah            | 8.2    | 1999-00        | Tulsa           | 17.5   |
| 2000-01               | UTEP           | .753 | 1999-00        | San Jose State  | 4.4    | 2000-01        | TCU             | 11.4   |
| 2001-02               | Tulsa          | .753 | 2000-01        | San Jose State  | 6.0    | 2001-02        | Tulsa           | 10.7   |
| 2002-03               | Rice           | .737 | 2001-02        | Louisiana Tech  | 8.8    | 2002-03        | Tulsa           | 8.1    |
| 2003-04               | UTEP           | .752 | 2002-03        | Fresno State    | 5.7    | 2003-04        | UTEP            | 9.9    |
| 2004-05               | *UTEP          | .792 | 2003-04        | Louisiana Tech  | 7.0    | 2004-05        | UTEP            | 9.7    |
| 2005-06               | Utah State     | .722 | 2004-05        | Nevada          | 7.6    | 2005-06        | Nevada          | 9.0    |
| 2006-07               | Utah State     | .780 | 2005-06        | Louisiana Tech  | 5.8    | 2006-07        | Nevada          | 9.9    |
| 2007-08               | Utah State     | .792 | 2006-07        | Nevada          | 6.5    | 2007-08        | NM State        | 7.6    |
| 2008-09               | Nevada         | .746 | 2007-08        | NM State        | 8.9    | 2008-09        | Utah State      | 10.4   |
| 2009-10               | Utah State     | .758 | 2008-09        | Utah State      | 6.7    | 2009-10        | Utah State      | 13.2   |
| 2010-11               | San Jose State | .754 | 2009-10        | Utah State      | 6.0    | 2010-11        | Utah State      | 13.4   |
| 2011-12               | San Jose State | .746 | 2010-11        | Utah State      | 7.6    | 2011-12        | NM State        | 9.8    |
| 2012-13               | Idaho          | .743 | 2011-12        | NM State        | 8.6    | 2012-13        | Louisiana Tech  | 9.4    |
| 2013-14               | Utah Valley    | .755 | 2012-13        | Utah State      | 9.1    | 2013-14        | NM State        | 9.9    |
| 2014-15               | Bakersfield    | .723 | 2013-14        | Seattle U       | 5.2    | 2014-15        | NM State        | 8.3    |
|                       |                |      | 2014-15        | NM State        | 6.4    |                |                 |        |

# Yearly Team Leaders – All Games

| FIELD GOAL PERCENTAGE DEFENSE |                |      | TURNOVER MARGIN |                      |      | THREE-POINT FIELD GOAL PERCENTAGE |                |      |
|-------------------------------|----------------|------|-----------------|----------------------|------|-----------------------------------|----------------|------|
| Year                          | School         | Pct  | Year            | School               | Mar  | Year                              | School         | Pct  |
| 1963-64                       | Arizona        | .398 | 1985-86         | Utah                 | 2.5  | 1986-87                           | UTEP           | .409 |
| 1964-65                       | New Mexico     | .367 | 1986-87         | UTEP                 | 4.8  | 1987-88                           | Brigham Young  | .452 |
| 1965-66                       | Brigham Young  | .392 | 1987-88         | Colorado State       | 2.8  | 1988-89                           | Colorado State | .462 |
| 1966-67                       | Utah           | .409 | 1988-89         | Wyoming              | 2.5  | 1989-90                           | Brigham Young  | .450 |
| 1967-68                       | Arizona State  | .401 | 1989-90         | Hawai'i              | 3.7  | 1990-91                           | Brigham Young  | .399 |
| 1968-69                       | Brigham Young  | .417 | 1990-91         | Hawai'i              | 1.8  | 1991-92                           | Brigham Young  | .431 |
| 1969-70                       | Colorado State | .406 | 1991-92         | UTEP                 | 2.9  | 1992-93                           | Utah           | .410 |
| 1970-71                       | Colorado State | .403 | 1992-93         | UTEP                 | 4.6  | 1993-94                           | Utah           | .396 |
| 1971-72                       | Arizona State  | .399 | 1993-94         | Colorado State       | 2.2  | 1994-95                           | Fresno State   | .376 |
| 1972-73                       | UTEP           | .413 | 1994-95         | UTEP                 | 3.3  | 1995-96                           | Colorado State | .395 |
| 1973-74                       | UTEP           | .381 | 1995-96         | San Diego State      | 2.3  | 1996-97                           | Colorado State | .385 |
| 1974-75                       | UTEP           | .425 | 1996-97         | TCU                  | 4.0  | 1997-98                           | New Mexico     | .402 |
| 1975-76                       | UTEP           | .417 | 1997-98         | TCU                  | 5.4  | 1998-99                           | TCU            | .388 |
| 1976-77                       | Colorado State | .384 | 1998-99         | Fresno State         | 4.0  | 1999-00                           | TCU            | .380 |
| 1977-78                       | UTEP           | .447 | 1999-00         | TCU                  | 6.2  | 2000-01                           | Tulsa          | .389 |
| 1978-79                       | Wyoming        | .422 | 2000-01         | TCU                  | 6.3  | 2001-02                           | Tulsa          | .405 |
| 1979-80                       | Wyoming        | .435 | 2001-02         | Hawai'i              | 2.6  | 2002-03                           | Rice           | .386 |
| 1980-81                       | *Wyoming       | .401 | 2002-03         | San Jose State       | 3.6  | 2003-04                           | UTEP           | .384 |
| 1981-82                       | *Wyoming       | .397 | 2003-04         | UTEP                 | 2.4  | 2004-05                           | UTEP           | .364 |
| 1982-83                       | *Wyoming       | .416 | 2004-05         | UTEP                 | 2.9  | 2005-06                           | Utah State     | .401 |
| 1983-84                       | UTEP           | .440 | 2005-06         | Fresno State         | 2.4  | 2006-07                           | Nevada         | .406 |
| 1984-85                       | Colorado State | .435 | 2006-07         | Louisiana Tech       | 0.6  | 2007-08                           | Utah State     | .401 |
| 1985-86                       | UTEP           | .431 | 2007-08         | Hawai'i              | 2.3  | 2008-09                           | NM State       | .400 |
| 1986-87                       | Wyoming        | .419 | 2008-09         | Nevada               | 1.68 | 2009-10                           | Utah State     | .414 |
| 1987-88                       | UTEP           | .431 | 2009-10         | Utah State           | 0.97 | 2010-11                           | Idaho          | .383 |
| 1988-89                       | UTEP           | .425 | 2010-11         | Boise State          | 5.23 | 2011-12                           | Idaho          | .392 |
| 1989-90                       | UTEP           | .425 | 2011-12         | Fresno State         | 3.61 | 2012-13                           | Denver         | .375 |
| 1990-91                       | Brigham Young  | .408 | 2012-13         | Louisiana Tech       | 4.97 | 2013-14                           | Bakersfield    | .389 |
| 1991-92                       | Utah           | .398 | 2013-14         | Chicago State        | 3.81 | 2014-15                           | Seattle U      | 38.8 |
| 1992-93                       | Utah           | .403 | 2014-15         | Missouri-Kansas City | 2.91 |                                   |                |      |
| 1993-94                       | New Mexico     | .403 |                 |                      |      |                                   |                |      |
| 1994-95                       | Utah           | .398 |                 |                      |      |                                   |                |      |
| 1995-96                       | Utah           | .400 |                 |                      |      |                                   |                |      |
| 1996-97                       | Utah           | .382 |                 |                      |      |                                   |                |      |
| 1997-98                       | Wyoming        | .385 |                 |                      |      |                                   |                |      |
| 1998-99                       | Rice           | .379 |                 |                      |      |                                   |                |      |
| 1999-00                       | Tulsa          | .393 |                 |                      |      |                                   |                |      |
| 2000-01                       | Rice           | .401 |                 |                      |      |                                   |                |      |
| 2001-02                       | Fresno State   | .401 |                 |                      |      |                                   |                |      |
| 2002-03                       | Tulsa          | .397 |                 |                      |      |                                   |                |      |
| 2003-04                       | Fresno State   | .413 |                 |                      |      |                                   |                |      |
| 2004-05                       | Nevada         | .388 |                 |                      |      |                                   |                |      |
| 2005-06                       | Nevada         | .401 |                 |                      |      |                                   |                |      |
| 2006-07                       | Fresno State   | .385 |                 |                      |      |                                   |                |      |
| 2007-08                       | Nevada         | .422 |                 |                      |      |                                   |                |      |
| 2008-09                       | Utah State     | .419 |                 |                      |      |                                   |                |      |
| 2009-10                       | Utah State     | .405 |                 |                      |      |                                   |                |      |
| 2010-11                       | Utah State     | .383 |                 |                      |      |                                   |                |      |
| 2011-12                       | Nevada         | .413 |                 |                      |      |                                   |                |      |
| 2012-13                       | UT Arlington   | .390 |                 |                      |      |                                   |                |      |
| 2013-14                       | NM State       | .401 |                 |                      |      |                                   |                |      |
| 2014-15                       | Seattle U      | 39.7 |                 |                      |      |                                   |                |      |

\*Led Nation

# Yearly Team Leaders – WAC Games

| SCORING OFFENSE |                    |      | SCORING DEFENSE |                |      | FIELD GOAL PERCENTAGE |                |      |
|-----------------|--------------------|------|-----------------|----------------|------|-----------------------|----------------|------|
| Year            | School             | Avg  | Year            | School         | Avg  | Year                  | School         | Pct  |
| 1962-63         | Brigham Young      | 80.3 | 1962-63         | New Mexico     | 61.6 | 1962-63               | New Mexico     | .473 |
| 1963-64         | Brigham Young      | 83.5 | 1963-64         | New Mexico     | 60.2 | 1963-64               | Wyoming        | .480 |
| 1964-65         | Brigham Young      | 92.4 | 1964-65         | New Mexico     | 67.3 | 1964-65               | Brigham Young  | .489 |
| 1965-66         | Wyoming            | 92.4 | 1965-66         | New Mexico     | 77.1 | 1965-66               | Wyoming        | .457 |
| 1966-67         | Brigham Young      | 76.4 | 1966-67         | New Mexico     | 65.5 | 1966-67               | Brigham Young  | .483 |
| 1967-68         | Utah               | 84.0 | 1967-68         | New Mexico     | 68.8 | 1967-68               | New Mexico     | .471 |
| 1968-69         | Arizona State      | 83.4 | 1968-69         | Wyoming        | 72.1 | 1968-69               | Arizona State  | .452 |
| 1969-70         | Utah, Wyoming      | 86.3 | 1969-70         | UTEP           | 71.9 | 1969-70               | UTEP           | .471 |
| 1970-71         | Arizona State      | 87.5 | 1970-71         | UTEP           | 68.5 | 1970-71               | Brigham Young  | .490 |
| 1971-72         | Arizona State, BYU | 81.0 | 1971-72         | UTEP           | 59.9 | 1971-72               | Brigham Young  | .489 |
| 1972-73         | Arizona            | 84.8 | 1972-73         | UTEP           | 61.0 | 1972-73               | Arizona        | .495 |
| 1973-74         | Arizona            | 90.2 | 1973-74         | UTEP           | 62.2 | 1973-74               | Arizona State  | .502 |
| 1974-75         | Arizona State      | 86.9 | 1974-75         | UTEP           | 57.3 | 1974-75               | Arizona State  | .504 |
| 1975-76         | Brigham Young      | 86.9 | 1975-76         | UTEP           | 58.4 | 1975-76               | Utah           | .490 |
| 1976-77         | Arizona            | 77.0 | 1976-77         | UTEP           | 62.8 | 1976-77               | Utah           | .554 |
| 1977-78         | New Mexico         | 92.4 | 1977-78         | UTEP           | 68.4 | 1977-78               | Utah           | .541 |
| 1978-79         | Brigham Young      | 81.9 | 1978-79         | Wyoming        | 63.5 | 1978-79               | Brigham Young  | .536 |
| 1979-80         | Brigham Young      | 84.2 | 1979-80         | Wyoming        | 55.8 | 1979-80               | Brigham Young  | .543 |
| 1980-81         | Brigham Young      | 77.8 | 1980-81         | Wyoming        | 55.8 | 1980-81               | Utah           | .515 |
| 1981-82         | San Diego State    | 69.0 | 1981-82         | Wyoming        | 47.1 | 1981-82               | Wyoming        | .525 |
| 1982-83         | Brigham Young      | 69.9 | 1982-83         | UTEP           | 54.6 | 1982-83               | Wyoming        | .509 |
| 1983-84         | Brigham Young      | 79.9 | 1983-84         | New Mexico     | 58.9 | 1983-84               | New Mexico     | .520 |
| 1984-85         | Brigham Young      | 71.9 | 1984-85         | Colorado State | 66.0 | 1984-85               | Colorado State | .492 |
| 1985-86         | San Diego State    | 73.9 | 1985-86         | UTEP           | 61.4 | 1985-86               | Wyoming        | .549 |
| 1986-87         | Brigham Young      | 81.6 | 1986-87         | Utah           | 67.7 | 1986-87               | Wyoming        | .509 |
| 1987-88         | Brigham Young      | 82.2 | 1987-88         | Utah           | 58.1 | 1987-88               | Brigham Young  | .523 |
| 1988-89         | Brigham Young      | 78.6 | 1988-89         | Colorado State | 60.8 | 1988-89               | New Mexico     | .570 |
| 1989-90         | New Mexico         | 72.3 | 1989-90         | Colorado State | 59.9 | 1989-90               | New Mexico     | .501 |
| 1990-91         | Wyoming            | 80.5 | 1990-91         | Colorado State | 59.9 | 1990-91               | New Mexico     | .519 |
| 1991-92         | Brigham Young      | 77.1 | 1991-92         | UTEP           | 61.9 | 1991-92               | Brigham Young  | .488 |
| 1992-93         | Brigham Young      | 78.5 | 1992-93         | New Mexico     | 62.2 | 1992-93               | Brigham Young  | .493 |
| 1993-94         | Brigham Young      | 76.1 | 1993-94         | New Mexico     | 68.7 | 1993-94               | Fresno State   | .476 |
| 1994-95         | Utah               | 77.0 | 1994-95         | Wyoming        | 64.3 | 1994-95               | Utah           | .496 |
| 1995-96         | Fresno State       | 81.3 | 1995-96         | Utah           | 64.9 | 1995-96               | Colorado State | .488 |
| 1996-97         | TCU                | 81.6 | 1996-97         | Tulsa          | 62.0 | 1996-97               | Utah           | .516 |
| 1997-98         | TCU                | 95.6 | 1997-98         | Utah           | 56.7 | 1997-98               | New Mexico     | .509 |
| 1998-99         | TCU                | 84.1 | 1998-99         | Utah           | 54.4 | 1998-99               | Utah           | .495 |
| 1999-00         | TCU                | 83.9 | 1999-00         | Tulsa          | 62.3 | 1999-00               | Tulsa          | .487 |
| 2000-01         | TCU                | 87.3 | 2000-01         | San Jose State | 66.8 | 2000-01               | UTEP           | .486 |
| 2001-02         | Tulsa              | 78.6 | 2001-02         | Louisiana Tech | 64.0 | 2001-02               | Tulsa          | .494 |
| 2002-03         | Nevada             | 78.1 | 2002-03         | Hawai'i        | 66.4 | 2002-03               | Rice           | .468 |
| 2003-04         | Nevada             | 78.3 | 2003-04         | Fresno State   | 62.2 | 2003-04               | Rice           | .476 |
| 2004-05         | UTEP               | 76.1 | 2004-05         | Nevada         | 61.2 | 2004-05               | Rice           | .475 |
| 2005-06         | Fresno State       | 74.1 | 2005-06         | Louisiana Tech | 60.5 | 2005-06               | Utah State     | .473 |
| 2006-07         | Nevada             | 78.4 | 2006-07         | Hawai'i        | 65.1 | 2006-07               | Nevada         | .483 |
| 2007-08         | NM State           | 81.8 | 2007-08         | Nevada         | 69.8 | 2007-08               | Utah State     | .537 |
| 2008-09         | NM State           | 73.5 | 2008-09         | Louisiana Tech | 60.9 | 2008-09               | Utah State     | .479 |
| 2009-10         | NM State           | 78.6 | 2009-10         | Utah State     | 58.9 | 2009-10               | Utah State     | .502 |
| 2010-11         | NM State           | 72.5 | 2010-11         | Utah State     | 57.6 | 2010-11               | Idaho          | .471 |
| 2011-12         | NM State           | 77.7 | 2011-12         | Utah State     | 64.1 | 2011-12               | Utah State     | .486 |
| 2012-13         | Louisiana Tech     | 70.9 | 2012-13         | Denver         | 53.2 | 2012-13               | Denver         | .502 |
| 2013-14         | NM State           | 78.8 | 2013-14         | Utah Valley    | 62.9 | 2013-14               | NM State       | .497 |
| 2014-15         | Grand Canyon       | 70.6 | 2014-15         | NM State       | 52.8 | 2014-15               | NM State       | .478 |

# Yearly Team Leaders – WAC Games

| FREE THROW PERCENTAGE |                |      | REBOUND MARGIN |                |        | SCORING MARGIN |               |      |
|-----------------------|----------------|------|----------------|----------------|--------|----------------|---------------|------|
| Year                  | School         | Pct  | Year           | School         | Margin | Year           | School        | Mar  |
| 1962-63               | Utah           | .727 | 1962-63        | Arizona State  | 12.0   | 1962-63        | Arizona State | 9.5  |
| 1963-64               | Brigham Young  | .744 | 1963-64        | New Mexico     | 9.2    | 1963-64        | New Mexico    | 5.0  |
| 1964-65               | Brigham Young  | .774 | 1964-65        | New Mexico     | 9.6    | 1964-65        | Brigham Young | 6.3  |
| 1965-66               | Brigham Young  | .750 | 1965-66        | New Mexico     | 3.8    | 1965-66        | Wyoming       | 6.7  |
| 1966-67               | Utah           | .727 | 1966-67        | New Mexico     | 8.8    | 1966-67        | New Mexico    | 8.0  |
| 1967-68               | New Mexico     | .721 | 1967-68        | Utah           | 3.2    | 1967-68        | New Mexico    | 10.7 |
| 1968-69               | Utah           | .743 | 1968-69        | Utah           | 3.2    | 1968-69        | Wyoming       | 2.5  |
| 1969-70               | UTEP           | .764 | 1969-70        | Arizona        | 5.2    | 1969-70        | UTEP          | 7.6  |
| 1970-71               | Colorado State | .729 | 1970-71        | Colorado State | 4.9    | 1970-71        | Brigham Young | 6.6  |
| 1971-72               | Brigham Young  | .723 | 1971-72        | Arizona State  | 6.0    | 1971-72        | Brigham Young | 9.3  |
| 1972-73               | Colorado State | .755 | 1972-73        | Brigham Young  | 7.3    | 1972-73        | Arizona State | 7.4  |
| 1973-74               | Brigham Young  | .748 | 1973-74        | New Mexico     | 6.4    | 1973-74        | New Mexico    | 6.4  |
| 1974-75               | Utah           | .783 | 1974-75        | Arizona        | 6.3    | 1974-75        | Arizona State | 10.2 |
| 1975-76               | Utah           | .769 | 1975-76        | Arizona        | 8.2    | 1975-76        | Arizona       | 4.4  |
| 1976-77               | Utah           | .793 | 1976-77        | Arizona State  | 7.4    | 1976-77        | Utah          | 5.9  |
| 1977-78               | Arizona        | .732 | 1977-78        | Arizona        | 2.0    | 1977-78        | New Mexico    | 12.6 |
| 1978-79               | New Mexico     | .761 | 1978-79        | UTEP           | 5.8    | 1978-79        | Brigham Young | 10.1 |
| 1979-80               | Utah           | .750 | 1979-80        | Utah           | 5.0    | 1979-80        | Brigham Young | 14.5 |
| 1980-81               | Brigham Young  | .740 | 1980-81        | Brigham Young  | 6.7    | 1980-81        | Wyoming       | 13.1 |
| 1981-82               | Colorado State | .742 | 1981-82        | Wyoming        | 4.0    | 1981-82        | Wyoming       | 11.6 |
| 1982-83               | Brigham Young  | .747 | 1982-83        | Wyoming        | 5.2    | 1982-83        | Brigham Young | 7.1  |
| 1983-84               | Brigham Young  | .747 | 1983-84        | Wyoming        | 3.8    | 1983-84        | Brigham Young | 6.6  |
| 1984-85               | UTEP           | .739 | 1984-85        | UTEP           | 2.8    | 1984-85        | UTEP          | 8.1  |
| 1985-86               | UTEP           | .724 | 1985-86        | Wyoming        | 5.7    | 1985-86        | UTEP          | 7.9  |
| 1986-87               | Brigham Young  | .749 | 1986-87        | Brigham Young  | 4.2    | 1986-87        | Brigham Young | 7.1  |
| 1987-88               | Brigham Young  | .762 | 1987-88        | Brigham Young  | 4.3    | 1987-88        | Brigham Young | 10.5 |
| 1988-89               | Brigham Young  | .805 | 1988-89        | UTEP           | 3.3    | 1988-89        | New Mexico    | 5.9  |
| 1989-90               | Brigham Young  | .733 | 1989-90        | UTEP           | 5.6    | 1989-90        | Brigham Young | 4.3  |
| 1990-91               | Wyoming        | .781 | 1990-91        | Brigham Young  | 5.2    | 1990-91        | Utah          | 6.8  |
| 1991-92               | Brigham Young  | .743 | 1991-92        | Wyoming        | 6.5    | 1991-92        | UTEP          | 9.1  |
| 1992-93               | Brigham Young  | .788 | 1992-93        | Utah           | 6.7    | 1992-93        | Utah          | 11.8 |
| 1993-94               | Brigham Young  | .758 | 1993-94        | Brigham Young  | 3.7    | 1993-94        | New Mexico    | 6.9  |
| 1994-95               | Brigham Young  | .800 | 1994-95        | Utah           | 6.9    | 1994-95        | Utah          | 9.8  |
| 1995-96               | Brigham Young  | .774 | 1995-96        | Utah           | 10.2   | 1995-96        | Utah          | 12.2 |
| 1996-97               | UTEP           | .744 | 1996-97        | UNLV           | 7.0    | 1996-97        | Utah          | 14.0 |
| 1997-98               | New Mexico     | .801 | 1997-98        | Utah           | 8.1    | 1997-98        | TCU           | 20.5 |
| 1998-99               | Brigham Young  | .749 | 1998-99        | Utah           | 9.4    | 1998-99        | Utah          | 20.1 |
| 1999-00               | TCU            | .743 | 1999-00        | SMU            | 4.1    | 1999-00        | Tulsa         | 17.5 |
| 2000-01               | TCU            | .766 | 2000-01        | San Jose State | 5.4    | 2000-01        | Fresno State  | 9.6  |
| 2001-02               | Tulsa          | .730 | 2001-02        | Louisiana Tech | 7.5    | 2001-02        | Tulsa         | 9.3  |
| 2002-03               | Rice           | .741 | 2002-03        | Fresno State   | 4.6    | 2002-03        | Tulsa         | 7.3  |
| 2003-04               | UTEP           | .753 | 2003-04        | Fresno State   | 6.9    | 2003-04        | Nevada        | 11.1 |
| 2004-05               | UTEP           | .818 | 2004-05        | Nevada         | 9.7    | 2004-05        | Nevada        | 8.4  |
| 2005-06               | NM State       | .747 | 2005-06        | Louisiana Tech | 8.9    | 2005-06        | Nevada        | 9.6  |
| 2006-07               | Utah State     | .792 | 2006-07        | Nevada         | 6.1    | 2006-07        | Nevada        | 8.8  |
| 2007-08               | Utah State     | .793 | 2007-08        | NM State       | 8.7    | 2007-08        | Nevada        | 9.5  |
| 2008-09               | Nevada         | .734 | 2008-09        | San Jose State | 5.6    | 2008-09        | Utah State    | 8.2  |
| 2009-10               | Utah State     | .749 | 2009-10        | Utah State     | 4.5    | 2009-10        | Utah State    | 4.5  |
| 2010-11               | Utah State     | .743 | 2010-11        | Utah State     | 7.2    | 2010-11        | Utah State    | 14.0 |
| 2011-12               | San Jose State | .730 | 2011-12        | NM State       | 8.3    | 2011-12        | NM State      | 8.9  |
| 2012-13               | Idaho          | .755 | 2012-13        | Utah State     | 8.5    | 2012-13        | Denver        | 13.5 |
| 2013-14               | Grand Canyon   | .754 | 2013-14        | NM State       | 6.3    | 2013-14        | NM State      | 12.3 |
| 2014-15               | Grand Canyon   | .774 | 2014-15        | NM State       | 9.0    | 2014-15        | NM State      | 14.2 |



# Yearly Team Leaders – WAC Games

| FIELD GOAL PERCENTAGE DEFENSE |                |      | TURNOVER MARGIN |                      |     | THREE-POINT FIELD GOAL PERCENTAGE |                |      |
|-------------------------------|----------------|------|-----------------|----------------------|-----|-----------------------------------|----------------|------|
| Year                          | School         | Pct  | Year            | School               | Mar | Year                              | School         | Pct  |
| 1962-63                       | Arizona State  | .384 | 1985-86         | Utah                 | 2.3 | 1986-87                           | Wyoming        | .410 |
| 1963-64                       | New Mexico     | .424 | 1986-87         | UTEP                 | 5.9 | 1987-88                           | Brigham Young  | .494 |
| 1964-65                       | New Mexico     | .400 | 1987-88         | Colorado State       | 4.1 | 1988-89                           | Colorado State | .491 |
| 1965-66                       | Utah           | .408 | 1988-89         | Wyoming              | 2.7 | 1989-90                           | Brigham Young  | .463 |
| 1966-67                       | Brigham Young  | .408 | 1989-90         | Hawai'i              | 1.8 | 1990-91                           | Brigham Young  | .443 |
| 1967-68                       | New Mexico     | .418 | 1990-91         | Hawai'i              | 2.8 | 1991-92                           | Brigham Young  | .421 |
| 1968-69                       | Brigham Young  | .411 | 1991-92         | UTEP                 | 2.9 | 1992-93                           | Utah           | .416 |
| 1969-70                       | Colorado State | .423 | 1992-93         | UTEP                 | 4.8 | 1993-94                           | New Mexico     | .408 |
| 1970-71                       | Brigham Young  | .426 | 1993-94         | UTEP                 | 3.1 | 1994-95                           | Utah           | .399 |
| 1971-72                       | UTEP           | .404 | 1994-95         | UTEP                 | 2.8 | 1995-96                           | UTEP           | .410 |
| 1972-73                       | Brigham Young  | .443 | 1995-96         | San Diego State      | 1.8 | 1996-97                           | Utah           | .425 |
| 1973-74                       | Colorado State | .421 | 1996-97         | TCU                  | 5.5 | 1997-98                           | New Mexico     | .445 |
| 1974-75                       | UTEP           | .440 | 1997-98         | TCU                  | 5.8 | 1998-99                           | TCU            | .383 |
| 1975-76                       | UTEP           | .434 | 1998-99         | Utah                 | 3.4 | 1999-00                           | TCU            | .407 |
| 1976-77                       | Utah           | .451 | 1999-00         | SMU                  | 4.2 | 2000-01                           | Tulsa          | .403 |
| 1977-78                       | Colorado State | .455 | 2000-01         | TCU                  | 5.1 | 2001-02                           | Tulsa          | .432 |
| 1978-79                       | Wyoming        | .436 | 2001-02         | Boise State          | 3.2 | 2002-03                           | Rice           | .390 |
| 1979-80                       | Brigham Young  | .419 | 2002-03         | San Jose State       | 4.4 | 2003-04                           | Fresno State   | .374 |
| 1980-81                       | Brigham Young  | .423 | 2003-04         | Boise State          | 2.3 | 2004-05                           | UTEP           | .391 |
| 1981-82                       | Wyoming        | .378 | 2004-05         | Hawai'i              | 3.3 | 2005-06                           | Utah State     | .409 |
| 1982-83                       | Wyoming        | .427 | 2005-06         | Fresno State         | 1.7 | 2006-07                           | Nevada         | .395 |
| 1983-84                       | Wyoming        | .440 | 2006-07         | Louisiana Tech       | 2.4 | 2007-08                           | Boise State    | .415 |
| 1984-85                       | Colorado State | .424 | 2007-08         | Louisiana Tech       | 4.1 | 2008-09                           | Utah State     | .399 |
| 1985-86                       | Wyoming        | .446 | 2008-09         | Idaho                | 2.5 | 2009-10                           | Utah State     | .437 |
| 1986-87                       | Wyoming        | .423 | 2009-10         | NM State             | 2.4 | 2010-11                           | Idaho          | .390 |
| 1987-88                       | Wyoming        | .430 | 2010-11         | Boise State          | 5.2 | 2011-12                           | Nevada         | .385 |
| 1988-89                       | New Mexico     | .442 | 2011-12         | Fresno State         | 4.5 | 2012-13                           | Denver         | .398 |
| 1989-90                       | Brigham Young  | .447 | 2012-13         | Louisiana Tech       | 5.1 | 2013-14                           | NM State       | .368 |
| 1990-91                       | Brigham Young  | .428 | 2013-14         | Chicago State        | 4.1 | 2014-15                           | Seattle U      | .377 |
| 1991-92                       | UTEP           | .400 | 2014-15         | Missouri-Kansas City | 3.7 |                                   |                |      |
| 1992-93                       | Utah           | .407 |                 |                      |     |                                   |                |      |
| 1993-94                       | New Mexico     | .407 |                 |                      |     |                                   |                |      |
| 1994-95                       | Utah           | .410 |                 |                      |     |                                   |                |      |
| 1995-96                       | Utah           | .407 |                 |                      |     |                                   |                |      |
| 1996-97                       | Tulsa          | .379 |                 |                      |     |                                   |                |      |
| 1997-98                       | Wyoming        | .391 |                 |                      |     |                                   |                |      |
| 1998-99                       | Rice           | .381 |                 |                      |     |                                   |                |      |
| 1999-00                       | Tulsa          | .391 |                 |                      |     |                                   |                |      |
| 2000-01                       | Rice           | .416 |                 |                      |     |                                   |                |      |
| 2001-02                       | Louisiana Tech | .404 |                 |                      |     |                                   |                |      |
| 2002-03                       | Tulsa          | .395 |                 |                      |     |                                   |                |      |
| 2003-04                       | Fresno State   | .414 |                 |                      |     |                                   |                |      |
| 2004-05                       | Nevada         | .389 |                 |                      |     |                                   |                |      |
| 2005-06                       | Louisiana Tech | .391 |                 |                      |     |                                   |                |      |
| 2006-07                       | Hawai'i        | .391 |                 |                      |     |                                   |                |      |
| 2007-08                       | Nevada         | .430 |                 |                      |     |                                   |                |      |
| 2008-09                       | Nevada         | .411 |                 |                      |     |                                   |                |      |
| 2009-10                       | Utah State     | .404 |                 |                      |     |                                   |                |      |
| 2010-11                       | Utah State     | .386 |                 |                      |     |                                   |                |      |
| 2011-12                       | Nevada         | .401 |                 |                      |     |                                   |                |      |
| 2012-13                       | UT Arlington   | .386 |                 |                      |     |                                   |                |      |
| 2013-14                       | NM State       | .404 |                 |                      |     |                                   |                |      |
| 2014-15                       | NM State       | .389 |                 |                      |     |                                   |                |      |

# Yearly Individual Leaders – All Games

| SCORING |                          |      | REBOUND AVERAGE |                          |      | FIELD GOAL PERCENTAGE |                         |      |
|---------|--------------------------|------|-----------------|--------------------------|------|-----------------------|-------------------------|------|
| Year    | Name, School             | Avg  | Year            | Name, School             | Avg  | Year                  | Name, School            | Pct  |
| 1962-63 | Flynn Robinson, UW       | 26.2 | 1962-63         | Ira Harge, UNM           | 13.2 | 1962-63               | Art Becker, ASU         | .557 |
| 1963-64 | Flynn Robinson, UW       | 25.6 | 1963-64         | John Fairchild, BYU      | 13.2 | 1963-64               | Dick Sherman, UW        | .537 |
| 1964-65 | Flynn Robinson, UW       | 27.0 | 1964-65         | Leon Clark, UW           | 12.1 | 1964-65               | Jerry Chambers, UU      | .560 |
| 1965-66 | Jerry Chambers, UU       | 27.7 | 1965-66         | Leon Clark, UW           | 11.6 | 1965-66               | Jerry Chambers, UU      | .569 |
| 1966-67 | Mel Daniels, UNM         | 21.5 | 1966-67         | Mel Daniels, UNM         | 11.6 | 1966-67               | Neil Roberts, BYU       | .543 |
| 1967-68 | Merv Jackson, UU         | 23.9 | 1967-68         | Jeff Ockel, UU           | 11.2 | 1967-68               | Stan Dodds, UW          | .558 |
| 1968-69 | Nate Archibald, UTEP     | 22.4 | 1968-69         | Ken Gardner, UU          | 11.1 | 1968-69               | Drew White, UTEP        | .596 |
| 1969-70 | Mike Newlin, UU          | 26.0 | 1969-70         | Mike Childress, CSU      | 17.0 | 1969-70               | Dave Hullman, ASU       | .568 |
| 1970-71 | Willie Long, UNM         | 23.9 | 1970-71         | Mike Childress, CSU      | 13.9 | 1970-71               | Paul Stovall, ASU       | .520 |
| 1971-72 | Kresimir Cosic, BYU      | 22.3 | 1971-72         | Paul Stovall, ASU        | 13.5 | 1971-72               | Rod Penner, UW          | .571 |
| 1972-73 | Coniel Norman, UA        | 24.0 | 1972-73         | Mike Sojourner, UU       | 12.3 | 1972-73               | Darryl Minniefield, UNM | .600 |
| 1973-74 | Coniel Norman, UA        | 23.8 | 1973-74         | Mike Sojourner, UU       | 13.4 | 1973-74               | Al Fleming, UA          | .667 |
| 1974-75 | Luther Burden, UU        | 28.8 | 1974-75         | Al Fleming, UA           | 11.8 | 1974-75               | Al Fleming, UA          | .564 |
| 1975-76 | Jeff Judkins, UU         | 19.4 | 1975-76         | Larry Gray, UNM          | 10.4 | 1975-76               | Al Fleming, UA          | .585 |
| 1976-77 | Jeff Judkins, UU         | 20.6 | 1976-77         | Mark Landsberger, ASU    | 14.4 | 1976-77               | Greg Deane, UU          | .589 |
| 1977-78 | Marvin Johnson, UNM      | 24.0 | 1977-78         | Anthony Burns, UTEP      | 9.3  | 1977-78               | Alan Taylor, BYU        | .565 |
| 1978-79 | Kim Goetz, SDSU          | 20.5 | 1978-79         | Danny Vranes, UU         | 10.1 | 1978-79               | Danny Vranes, UU        | .616 |
| 1979-80 | Kenny Page, UNM          | 28.0 | 1979-80         | Alan Taylor, BYU         | 10.9 | 1979-80               | Alan Taylor, BYU        | .597 |
| 1980-81 | Danny Ainge, BYU         | 24.4 | 1980-81         | Michael Cage, SDSU       | 13.1 | 1980-81               | Danny Vranes, UU        | .595 |
| 1981-82 | Bill Garnett, UW         | 18.1 | 1981-82         | Steve Trumbo, BYU        | 11.6 | 1981-82               | Bill Garnett, UW        | .609 |
| 1982-83 | Devin Durrant, BYU       | 22.8 | 1982-83         | Michael Cage, SDSU       | 12.6 | 1982-83               | George Scott, UNM       | .655 |
| 1983-84 | Devin Durrant, BYU       | 27.9 | 1983-84         | Michael Cage, SDSU       | 12.6 | 1983-84               | Chris Winans, UU        | .578 |
| 1984-85 | Timo Saarelainen, BYU    | 22.0 | 1984-85         | Leonard Allen, SDSU      | 8.1  | 1984-85               | George Scott, UNM       | .602 |
| 1985-86 | Anthony Watson, SDSU     | 22.5 | 1985-86         | Rich Strong, CSU         | 7.6  | 1985-86               | Eric Leckner, UW        | .582 |
| 1986-87 | Hunter Greene, UNM       | 21.1 | 1986-87         | Pat Durham, CSU          | 9.3  | 1986-87               | Eric Leckner, UW        | .631 |
| 1987-88 | Michael Smith, BYU       | 21.2 | 1987-88         | Mitch Smith, UU          | 9.4  | 1987-88               | Eric Leckner, UW        | .644 |
| 1988-89 | Raymond Dudley, AFA      | 26.6 | 1988-89         | Michael Smith, BYU       | 8.6  | 1988-89               | Charlie Thomas, UNM     | .622 |
| 1989-90 | Raymond Dudley, AFA      | 21.4 | 1989-90         | Reginald Slater, UW      | 11.3 | 1989-90               | Reginald Slater, UW     | .578 |
| 1990-91 | Ray Reed, UH             | 19.6 | 1990-91         | Reginald Slater, UW      | 10.3 | 1990-91               | Luc Longley, UNM        | .656 |
| 1991-92 | Phil Lott, UH            | 18.5 | 1991-92         | Reginald Slater, UW      | 11.3 | 1991-92               | Khari Jaxon, UNM        | .633 |
| 1992-93 | Josh Grant, UU           | 17.3 | 1992-93         | Josh Grant, UU           | 10.7 | 1992-93               | Russell Larson, BYU     | .631 |
| 1993-94 | Otis Jones, AFA          | 25.5 | 1993-94         | Lee Mayberry, FS         | 10.6 | 1993-94               | Kenneth Roberts, BYU    | .577 |
| 1994-95 | Otis Jones, AFA          | 23.9 | 1994-95         | Tony Maroney, UH         | 9.6  | 1994-95               | Darnell McCullough, FS  | .623 |
| 1995-96 | Anthony Harris, UH       | 22.4 | 1995-96         | HL Coleman, UW           | 10.4 | 1995-96               | Justice Sueing, UH      | .595 |
| 1996-97 | Olivier Saint-Jean, SJSU | 23.8 | 1996-97         | HL Coleman, UW           | 10.8 | 1996-97               | Keon Clark, UNLV        | .556 |
| 1997-98 | Lee Nailon, TCU          | 24.9 | 1997-98         | Tremaine Fowlkes, FS     | 11.2 | 1997-98               | Lee Nailon, TCU         | .554 |
| 1998-99 | Lee Nailon, TCU          | 22.8 | 1998-99         | Michael Ruffin, TU       | 10.4 | 1998-99               | Marquise Gainous, TCU   | .581 |
| 1999-00 | *Courtney Alexander, FS  | 24.8 | 1999-00         | Larry Abney, FS          | 11.8 | 1999-00               | Melvin Ely, FS          | .606 |
| 2000-01 | Brandon Wolfram, UTEP    | 22.3 | 2000-01         | Jeryl Sasser, SMU        | 8.3  | 2000-01               | Phil Martin, UH         | .627 |
| 2001-02 | Melvin Ely, FS           | 23.3 | 2001-02         | Corey Jackson, NEV       | 11.1 | 2001-02               | Kevin Johnson, TU       | .573 |
| 2002-03 | Quinton Ross, SMU        | 20.3 | 2002-03         | Justino Victoriano, UTEP | 8.5  | 2002-03               | Michael Harris, RU      | .623 |
| 2003-04 | Kirk Snyder, NEV         | 18.8 | 2003-04         | *Paul Millsap, LTU       | 12.5 | 2003-04               | Michael Harris, RU      | .603 |
| 2004-05 | Nick Fazekas, NEV        | 20.7 | 2004-05         | *Paul Millsap, LTU       | 12.4 | 2004-05               | Michael Harris, RU      | .608 |
| 2005-06 | Nick Fazekas, NEV        | 21.8 | 2005-06         | *Paul Millsap, LTU       | 13.3 | 2005-06               | Nate Harris, USU        | .621 |
| 2006-07 | Jaycee Carroll, USU      | 21.3 | 2006-07         | Nick Fazekas, NEV        | 11.1 | 2006-07               | Matt Nelson, BSU        | .578 |
| 2007-08 | Jaycee Carroll, USU      | 22.4 | 2007-08         | Reggie Larry, BSU        | 9.2  | 2007-08               | Matt Nelson, BSU        | .647 |
| 2008-09 | Jahmar Young, NMSU       | 17.9 | 2008-09         | Wendell McKines, NMSU    | 10.0 | 2008-09               | Kurt Cunningham, BSU    | .673 |
| 2009-10 | Adrian Oliver, SJSU      | 22.5 | 2009-10         | Chris Oakes, SJSU        | 9.0  | 2009-10               | Luiz Toledo, UI         | .638 |
| 2010-11 | Adrian Oliver, SJSU      | 24.0 | 2010-11         | Dario Hunt, NEV          | 9.7  | 2010-11               | Kyle Barone, UI         | .611 |
| 2011-12 | Wendell McKines, NMSU    | 18.7 | 2011-12         | Wendell McKines, NMSU    | 10.7 | 2011-12               | Kyisean Reed, USU       | .614 |
| 2012-13 | Joel Wright, TXST        | 17.9 | 2012-13         | Kyle Barone, UI          | 9.7  | 2012-13               | Sim Bhullar, NMSU       | .621 |
| 2013-14 | Stephen Madison, UI      | 20.1 | 2013-14         | Killian Larson, GCU      | 11.6 | 2013-14               | Sim Bhullar, NMSU       | .648 |
| 2014-15 | Martez Harrison, UMKC    | 17.5 | 2014-15         | Kevin Mays, CSUB         | 8.0  | 2014-15               | Pascal Siakam, NMSU     | .572 |

# Yearly Individual Leaders – All Games

| FREE THROW PERCENTAGE |                          |      | ASSIST AVERAGE |                         |      | STEAL AVERAGE        |                         |                       |     |
|-----------------------|--------------------------|------|----------------|-------------------------|------|----------------------|-------------------------|-----------------------|-----|
| Year                  | Name, School             | Pct  | Year           | Name, School            | Avg  | Year                 | Name, School            | Avg                   |     |
| 1962-63               | Gary Batchelor, BYU      | .882 | 1976-77        | Jeff Jonas, UU          | 10.7 | 1984-85              | Kelvin Scarborough, UNM | 2.5                   |     |
| 1963-64               | Flynn Robinson, UW       | .851 | 1977-78        | Russell Brown, UA       | 7.6  | 1985-86              | Sean Dent, UW           | 2.7                   |     |
| 1964-65               | Flynn Robinson, UW       | .839 | 1978-79        | Tony Gwynn, SDSU        | 5.7  | 1986-87              | Hunter Greene, UNM      | 2.4                   |     |
| 1965-66               | Bob Spahn, UA            | .859 | 1979-80        | Tony Gwynn, SDSU        | 8.2  | 1987-88              | Tim Hardaway, UTEP      | 2.4                   |     |
| 1966-67               | Merv Jackson, UU         | .847 | 1980-81        | Scott Martin, UU        | 7.4  | 1988-89              | Tim Hardaway, UTEP      | 2.8                   |     |
| 1967-68               | Merv Jackson, UU         | .837 | 1981-82        | Keith Smith, SDSU       | 7.3  | 1989-90              | Marty Haws, BYU         | 2.2                   |     |
| 1968-69               | Mickey Foster, UA        | .833 | 1982-83        | Keith Smith, SDSU       | 5.7  | 1990-91              | Willie Banks, UNM       | 2.4                   |     |
| 1969-70               | Mike Newlin, UU          | .871 | 1983-84        | Phil Smith, UNM         | 5.8  | 1991-92              | Willie Banks, UNM       | 1.9                   |     |
| 1970-71               | Dick Gibbs, UTEP         | .824 | 1984-85        | Creon Dorsey, SDSU      | 5.5  | 1992-93              | Jason Hamilton, SDSU    | 2.1                   |     |
| 1971-72               | Tommy Roberts, UNM       | .874 | 1985-86        | Kelvin Scarborough, UNM | 4.8  | 1993-94              | Damon Crawford, CSU     | 2.4                   |     |
| 1972-73               | Mike Contreras, ASU      | .828 | 1986-87        | Kelvin Scarborough, UNM | 6.1  | 1994-95              | Dominick Young, FS      | 2.9                   |     |
| 1973-74               | Ty Medley, UU            | .839 | 1987-88        | Tim Hardaway, UTEP      | 5.7  | 1995-96              | Dominick Young, FS      | 2.6                   |     |
| 1974-75               | Pat King, UNM            | .843 | 1988-89        | Darrell McGee, UNM      | 7.4  | 1996-97              | Anthony Carter, UH      | 2.7                   |     |
| 1975-76               | Jeff Jonas, UU           | .842 | 1989-90        | Jeff Bowling, AFA       | 7.0  | 1997-98              | Mike Jones, TCU         | 2.9                   |     |
| 1976-77               | Jeff Jonas, UU           | .887 | 1990-91        | Troy Bowe, UH           | 6.1  | 1998-99              | Matt Watts, SDSU        | 2.6                   |     |
| 1977-78               | Buster Matheney, UU      | .869 | 1991-92        | Nathan Call, BYU        | 6.4  | 1999-00              | Eric Coley, TU          | 3.3                   |     |
| 1978-79               | Kim Goetz, SDSU          | .902 | 1992-93        | Ryan Yoder, CSU         | 7.0  | 2000-01              | *Greedy Daniels, TCU    | 4.3                   |     |
| 1979-80               | Aaron Strayhorn, UH      | .808 | 1993-94        | Brian Santiago, FS      | 7.0  | 2001-02              | Andre Hazel, NEV        | 1.7                   |     |
| 1980-81               | Danny Ainge, BYU         | .824 | 1994-95        | Dominick Young, FS      | 7.0  | 2002-03              | Bryan Hopkins, SMU      | 2.1                   |     |
| 1981-82               | Clarence Dickerson, UH   | .849 | 1995-96        | Dominick Young, FS      | 6.6  | 2003-04              | Rashid Smith, RU        | 1.9                   |     |
| 1982-83               | Pace Mannion, UU         | .812 | 1996-97        | Dominick Young, FS      | 6.6  | 2004-05              | Bryan Hopkins, SMU      | 2.4                   |     |
| 1983-84               | Kelvin Upshaw, UU        | .832 | 1997-98        | Anthony Carter, UH      | 7.3  | 2005-06              | Quinton Hosley, FS      | 2.1                   |     |
| 1984-85               | Manuel Hendrix, UU       | .808 | 1998-99        | Chris Herren, FS        | 7.2  | 2006-07              | Matt Gibson, UH         | 1.7                   |     |
| 1985-86               | Kelvin Upshaw, UU        | .830 | 1999-00        | Demetrius Porter, FS    | 6.2  |                      | Matt Lojeski, UH        | 1.7                   |     |
| 1986-87               | Michael Smith, BYU       | .904 | 2000-01        | Tito Maddox, FS         | 8.0  | 2007-08              | Matt Gibson, UH         | 1.9                   |     |
| 1987-88               | Chris Gaines, UH         | .874 | 2001-02        | Greg Harrington, TU     | 5.2  | 2008-09              | Malik Cooke, NEV        | 1.8                   |     |
| 1988-89               | *Michael Smith, BYU      | .925 | 2002-03        | Mark Campbell, UH       | 6.2  | 2009-10              | La'Shard Anderson, BSU  | 2.5                   |     |
| 1989-90               | Rob Robbins, UNM         | .935 | 2003-04        | Shantay Legans, FS      | 5.6  | 2010-11              | Justin Graham, SJSU     | 2.2                   |     |
| 1990-91               | Chris Walz, UH           | .862 | 2004-05        | Filiberto Rivera, UTEP  | 7.2  | 2011-12              | Hernst Laroche, NMSU    | 1.7                   |     |
| 1991-92               | Ryan Yoder, CSU          | .880 | 2005-06        | Ryan Bell, FS           | 5.9  | 2012-13              | Daniel Mullings, NMSU   | 2.3                   |     |
| 1992-93               | *Josh Grant, UU          | .920 | 2006-07        | Kevin Bell, FS          | 5.6  | 2013-14              | Shaquille Boga, UTPA    | 2.1                   |     |
| 1993-94               | Ryan Yoder, CSU          | .915 | 2007-08        | Kris Clark, USU         | 6.4  | 2014-15              | Daniel Mullings, NMSU   | 2.1                   |     |
| 1994-95               | Keith Van Horn, UU       | .856 | 2008-09        | Mac Hopson, UI          | 5.8  |                      |                         |                       |     |
| 1995-96               | Mark Ingles, UTEP        | .864 | 2009-10        | Armon Johnson, NEV      | 5.5  | <b>BLOCK AVERAGE</b> |                         |                       |     |
| 1996-97               | Keith Van Horn, UU       | .904 | 2010-11        | La'Shard Anderson, BSU  | 4.7  | <b>Year</b>          | <b>Name, School</b>     | <b>Avg</b>            |     |
| 1997-98               | Jason Richey, SDSU       | .857 | 2011-12        | Jeremiah Ostrowski, UH  | 7.0  | 1985-86              | Eric Leckner, UW        | 1.3                   |     |
| 1998-99               | Hanno Mottola, UU        | .833 | 2012-13        | Kenneth Smith, LT       | 5.0  | 1986-87              | Pat Durham, CSU         | 2.1                   |     |
| 1999-00               | Terrance Roberson, FS    | .846 | 2013-14        | Holton Hunsaker, UVU    | 4.2  | 1987-88              | Eric Leckner, UW        | 1.3                   |     |
| 2000-01               | Thomas McTyer, TCU       | .867 | 2014-15        | Marcel Davis, UVU       | 4.1  | 1988-89              | Luc Longley, UNM        | 2.7                   |     |
| 2001-02               | Greg Harrington, TU      | .857 |                |                         |      |                      | David Van Dyke, UTEP    | 2.7                   |     |
| 2002-03               | Jason McKreith, RU       | .851 |                |                         |      |                      | Luc Longley, UNM        | 3.4                   |     |
| 2003-04               | Todd Okeson, NEV         | .871 |                |                         |      |                      | 1989-90                 | *Shawn Bradley, UNM   | 5.2 |
| 2004-05               | Filiberto Rivera, UTEP   | .853 |                |                         |      |                      | 1990-91                 | David Van Dyke, UTEP  | 3.5 |
| 2005-06               | Marcelus Kemp, NEV       | .851 |                |                         |      |                      | 1991-92                 | *Theo Ratliff, UW     | 4.4 |
| 2006-07               | Jaycee Carroll, USU      | .888 |                |                         |      |                      | 1992-93                 | Theo Ratliff, UW      | 4.1 |
| 2007-08               | Jaycee Carroll, USU      | .919 |                |                         |      |                      | 1993-94                 | Theo Ratliff, UW      | 5.1 |
| 2008-09               | Luke Babbitt, NEV        | .864 |                |                         |      |                      | 1994-95                 | Joe Vogel, CSU        | 2.3 |
| 2009-10               | Luke Babbitt, NEV        | .917 |                |                         |      |                      | 1995-96                 | Keon Clark, UNLV      | 3.9 |
| 2010-11               | Deremy Geiger, UI        | .869 |                |                         |      |                      | 1996-97                 | Michael Ruffin, TU    | 2.5 |
| 2011-12               | James Kinney, SJSU       | .853 |                |                         |      |                      | 1997-98                 | Melvin Ely, FS        | 2.8 |
| 2012-13               | Spencer Butterfield, USU | .835 |                |                         |      |                      | 1998-99                 | Melvin Ely, FS        | 3.0 |
| 2013-14               | Holton Hunsaker, UVU     | .864 |                |                         |      |                      | 1999-00                 | Melvin Ely, FS        | 2.7 |
| 2014-15               | Isiah Umipig, SU         | .845 |                |                         |      |                      | 2000-01                 | Melvin Ely, FS        | 3.1 |
|                       |                          |      |                |                         |      |                      | 2001-02                 | Kevin Johnson, TU     | 2.3 |
|                       |                          |      |                |                         |      |                      | 2002-03                 | Paul Millsap, LTU     | 1.7 |
|                       |                          |      |                |                         |      |                      | 2003-04                 | Mustafa Al-Sayyad, FS | 2.3 |
|                       |                          |      |                |                         |      |                      | 2004-05                 | Ahmet Gueye, UH       | 2.5 |
|                       |                          |      |                |                         |      |                      | 2005-06                 | Dominic McGuire, FS   | 3.6 |
|                       |                          |      |                |                         |      |                      | 2006-07                 | JaVale McGee, NEV     | 2.8 |
|                       |                          |      |                |                         |      |                      | 2007-08                 | Dario Hunt, NEV       | 1.9 |
|                       |                          |      |                |                         |      |                      | 2008-09                 | Magnum Rolle, LTU     | 2.0 |
|                       |                          |      |                |                         |      |                      | 2009-10                 | Dario Hunt, NEV       | 1.8 |
|                       |                          |      |                |                         |      |                      | 2010-11                 | Dario Hunt, NEV       | 2.4 |
|                       |                          |      |                |                         |      |                      | 2011-12                 | Michale Kyser, LT     | 2.7 |
|                       |                          |      |                |                         |      |                      | 2012-13                 | Sim Bhullar, NMSU     | 3.3 |
|                       |                          |      |                |                         |      |                      | 2013-14                 | Pascal Siakam, NMSU   | 1.8 |
|                       |                          |      |                |                         |      |                      | 2014-15                 |                       |     |

# Yearly Individual Leaders – All Games

## THREE-POINT FIELD GOAL PERCENTAGE

| Year    | Name, School         | Pct  |
|---------|----------------------|------|
| 1986-87 | Michael Smith, BYU   | .486 |
| 1987-88 | Trent Shippen, CSU   | .522 |
| 1988-89 | Joel Tribelhorn, CSU | .563 |
| 1989-90 | Andy Toolson, BYU    | .490 |
| 1990-91 | Phil Dixon, UU       | .430 |
| 1991-92 | Nathan Call, BYU     | .529 |
| 1992-93 | Jason Hamilton, SDSU | .500 |
| 1993-94 | Brian Santiago, FS   | .500 |
| 1994-95 | Mark Rydalch, UU     | .456 |
| 1995-96 | Mark Ingles, UTEP    | .447 |
| 1996-97 | Jameel Mahmud, CSU   | .456 |
| 1997-98 | Royce Olney, UNM     | .513 |
| 1998-99 | Ryan Carroll, TCU    | .430 |
| 1999-00 | Roy Smallwood, UTEP  | .459 |
| 2000-01 | Greg Harrington, TU  | .468 |
| 2001-02 | *Dante Swanson, TU   | .490 |
| 2002-03 | Todd Okeson, NEV     | .435 |
| 2003-04 | Chris Craig, UTEP    | .424 |
| 2004-05 | Bryan Hopkins, SMU   | .347 |
| 2005-06 | Jaycee Carroll, USU  | .451 |
| 2006-07 | Jaycee Carroll, USU  | .432 |
| 2007-08 | Jaycee Carroll, USU  | .498 |
| 2008-09 | Gordo Castillo, NMSU | .448 |
| 2009-10 | Brian Green, USU     | .500 |
| 2010-11 | Brian Green, USU     | .469 |
| 2011-12 | Deremy Geiger, UI    | .439 |
| 2012-13 | Denote' Jones, TXST  | .453 |
| 2013-14 | Issiah Grayson, CSUB | .486 |
| 2014-15 | Ian Baker, NMSU      | .457 |

## THREE-POINT FIELD GOALS MADE

| Year    | Name, School            | Total |
|---------|-------------------------|-------|
| 1986-87 | Tony Ross, SDSU         | 104   |
| 1987-88 | Tony Ross, SDSU         | 100   |
| 1988-89 | Raymond Dudley, AFA     | 105   |
| 1989-90 | Mark Meredith, CSU      | 84    |
| 1990-91 | Rob Robbins, UNM        | 71    |
| 1991-92 | Phil Dixon, UU          | 68    |
| 1992-93 | Keith Bonds, CSU        | 72    |
| 1993-94 | Marlow White, UNM       | 94    |
| 1994-95 | Antoine Gillespie, UTEP | 77    |
|         | Marlow White, UNM       | 77    |
| 1995-96 | Dominick Young, FS      | 120   |
| 1996-97 | Dominick Young, FS      | 102   |
| 1997-98 | Clayton Shields, UNM    | 90    |
| 1998-99 | Kevin Henry, UNM        | 102   |
| 1999-00 | Terrance Roberson, FS   | 88    |
| 2000-01 | Demetrius Porter, FS    | 86    |
| 2001-02 | Abe Jackson, BSU        | 92    |
| 2002-03 | Carl English, UH        | 89    |
|         | Dante Swanson, TU       | 89    |
| 2003-04 | Michael Kuebler, UH     | 97    |
| 2004-05 | Ja'Vance Coleman, FS    | 82    |
| 2005-06 | Ja'Vance Coleman, FS    | 95    |
| 2006-07 | Eddie Miller, FS        | 87    |
| 2007-08 | Jaycee Carroll, USU     | 114   |
| 2008-09 | Kyle Gibson, LTU        | 76    |
| 2009-10 | Jonathan Gibson, NMSU   | 106   |
| 2010-11 | Jeff Ledbetter, UI      | 99    |
| 2011-12 | Preston Medlin, USU     | 95    |
| 2012-13 | Connor Hill, UI         | 87    |
| 2013-14 | Isiah Umipig, SU        | 106   |
| 2014-15 | Isiah Umipig, SU        | 123   |

## TOTAL ASSISTS

| Year    | Name, School            | Total |
|---------|-------------------------|-------|
| 1976-77 | Jeff Jonas, UU          | 309   |
| 1977-78 | Russell Brown, UA       | 197   |
| 1978-79 | Scott Martin, UU        | 167   |
| 1979-80 | Tony Gwynn, SDSU        | 221   |
| 1980-81 | Scott Martin, UU        | 223   |
| 1981-82 | Keith Smith, SDSU       | 212   |
| 1982-83 | Byron Walker, UTEP      | 164   |
| 1983-84 | Phil Smith, UNM         | 203   |
| 1984-85 | Kelvin Scarborough, UNM | 175   |
| 1985-86 | Sean Dent, UW           | 166   |
| 1986-87 | Kelvin Scarborough, UNM | 212   |
| 1987-88 | Tim Hardaway, UTEP      | 183   |
| 1988-89 | Darrell McGee, UNM      | 243   |
| 1989-90 | Jeff Bowling, AFA       | 224   |
| 1990-91 | Troy Bowe, UH           | 177   |
| 1991-92 | Nathan Call, BYU        | 204   |
| 1992-93 | Ryan Yoder, CSU         | 204   |
| 1993-94 | Brian Santiago, FS      | 223   |
| 1994-95 | Dominick Young, FS      | 197   |
| 1995-96 | Dominick Young, FS      | 190   |
| 1996-97 | Dominick Young, FS      | 211   |
| 1997-98 | Rafer Alston, FS        | 240   |
| 1998-99 | Prince Fowler, TCU      | 226   |
| 1999-00 | Demetrius Porter, FS    | 206   |
| 2000-01 | Greg Harrington, TU     | 201   |
| 2001-02 | Greg Harrington, TU     | 176   |
| 2002-03 | Mark Campbell, UH       | 192   |
| 2003-04 | Shantay Legans, FS      | 162   |
| 2004-05 | Filiberto Rivera, UTEP  | 229   |
| 2005-06 | Kevin Bell, FS          | 165   |
| 2006-07 | Kevin Bell, FS          | 178   |
| 2007-08 | Kris Clark, USU         | 224   |
| 2008-09 | Mac Hopson, UI          | 194   |
| 2009-10 | Armon Johnson, NEV      | 189   |
| 2010-11 | La'Shard Anderson, BSU  | 165   |
| 2011-12 | Jeremiah Ostrowski, UH  | 175   |
| 2012-13 | Kenneth Smith, LT       | 171   |
| 2013-14 | Holton Hunsaker, UVU    | 134   |
| 2014-15 | Martez Harrison, UMKC   | 129   |

## TOTAL STEALS

| Year    | Name, School            | Total |
|---------|-------------------------|-------|
| 1984-85 | Kelvin Scarborough, UNM | 80    |
| 1985-86 | Sean Dent, UW           | 93    |
| 1986-87 | Hunter Greene, UNM      | 84    |
| 1987-88 | Tim Hardaway, UTEP      | 77    |
| 1988-89 | Tim Hardaway, UTEP      | 93    |
| 1989-90 | Marty Haws, BYU         | 66    |
| 1990-91 | Willie Banks, UNM       | 61    |
|         | Josh Grant, UU          | 61    |
| 1991-92 | Willie Banks, UNM       | 62    |
| 1992-93 | Steve Logan, UNM        | 56    |
| 1993-94 | Damon Crawford, CSU     | 66    |
| 1994-95 | Dominick Young, FS      | 81    |
| 1995-96 | Dominick Young, FS      | 74    |
| 1996-97 | Anthony Carter, UH      | 78    |

|         |                        |     |
|---------|------------------------|-----|
| 1997-98 | Mike Jones, TCU        | 96  |
| 1998-99 | Andre Miller, UU       | 84  |
| 1999-00 | Eric Coley, TU         | 123 |
| 2000-01 | Greedy Daniels, TCU    | 108 |
| 2001-02 | Travis DeManby, FS     | 58  |
| 2002-03 | Jason Parker, TU       | 62  |
| 2003-04 | Rashid Smith, RU       | 64  |
| 2004-05 | Bryan Hopkins, SMU     | 59  |
| 2005-06 | Paul Millsap, LTU      | 62  |
| 2006-07 | Matt Gibson, UH        | 56  |
|         | Matt Lojeski, UH       | 56  |
| 2007-08 | Fred Peete, NMSU       | 51  |
| 2008-09 | Malik Cooke, NEV       | 62  |
| 2009-10 | La'Shard Anderson, BSU | 83  |
| 2010-11 | La'Shard Anderson, BSU | 77  |
| 2011-12 | Hernst Laroche, NMSU   | 64  |
| 2012-13 | Daniel Mullings, NMSU  | 79  |
| 2013-14 | Shaquille Boga, UTPA   | 65  |
|         | Daniel Mullings, NMSU  | 65  |
| 2014-15 | Martez Harrison, UMKC  | 60  |

## TOTAL BLOCKS

| Year    | Name, School           | Total |
|---------|------------------------|-------|
| 1985-86 | Eric Leckner, UW       | 46    |
| 1986-87 | Pat Durham, CSU        | 62    |
| 1987-88 | Pat Durham, CSU        | 45    |
|         | Rob Loeffel, UNM       | 45    |
| 1988-89 | Luc Longley, UNM       | 90    |
|         | David Van Dyke, UTEP   | 90    |
| 1989-90 | Luc Longley, UNM       | 117   |
| 1990-91 | Shawn Bradley, BYU     | 177   |
| 1991-92 | David Van Dyke, UTEP   | 116   |
| 1992-93 | Theo Ratliff, UW       | 124   |
| 1993-94 | Theo Ratliff, UW       | 114   |
| 1994-95 | Theo Ratliff, UW       | 144   |
| 1995-96 | Rahsaan Smith, FS      | 71    |
| 1996-97 | Keon Clark, UNLV       | 112   |
| 1997-98 | Kenny Thomas, UNM      | 79    |
| 1998-99 | Melvin Ely, FS         | 91    |
| 1999-00 | Derrick Davenport, TCU | 96    |
| 2000-01 | Melvin Ely, FS         | 90    |
| 2001-02 | Melvin Ely, FS         | 88    |
| 2002-03 | Kevin Johnson, TU      | 76    |
| 2003-04 | Paul Millsap, LTU      | 52    |
| 2004-05 | Mustafa Al-Sayyad, FS  | 70    |
| 2005-06 | Paul Millsap, LTU      | 76    |
| 2006-07 | Dominic McGuire, FS    | 114   |
| 2007-08 | JaVale McGee, NEV      | 92    |
| 2008-09 | Dario Hunt, NEV        | 67    |
| 2009-10 | Magnum Rolle, LTU      | 71    |
| 2010-11 | Dario Hunt, NEV        | 59    |
| 2011-12 | Dario Hunt, NEV        | 83    |
| 2012-13 | Michale Kyser, LT      | 92    |
| 2013-14 | Sim Bhullar, NMSU      | 101   |
| 2014-15 | Pascal Siakam, NMSU    | 61    |

\*Led Nation



# Yearly Individual Leaders – WAC Games

| SCORING |                          |      | REBOUND AVERAGE |                        |      | FIELD GOAL PERCENTAGE |                         |      |
|---------|--------------------------|------|-----------------|------------------------|------|-----------------------|-------------------------|------|
| Year    | Name, School             | Avg  | Year            | Name, School           | Avg  | Year                  | Name, School            | Pct  |
| 1962-63 | Flynn Robinson, UW       | 25.0 | 1962-63         | Gary Batchelor, BYU    | 15.1 | 1962-63               | Ira Harge, UNM          | .596 |
| 1963-64 | Flynn Robinson, UW       | 25.4 | 1963-64         | Albert Johnson, UA     | 12.9 | 1963-64               | Art Becker, ASU         | .532 |
| 1964-65 | Flynn Robinson, UW       | 28.6 | 1964-65         | Leon Clark, UW         | 13.9 | 1964-65               | Jerry Chambers, UU      | .580 |
| 1965-66 | Jerry Chambers, UU       | 30.1 | 1965-66         | Jerry Chambers, UU     | 12.5 | 1965-66               | Jerry Chambers, UU      | .523 |
| 1966-67 | Mel Daniels, UNM         | 21.2 | 1966-67         | DeWitt Menyard, UU     | 11.3 | 1966-67               | Jim Eakins, BYU         | .574 |
| 1967-68 | Merv Jackson, UU         | 23.7 | 1967-68         | Jim Eakins, BYU        | 12.1 | 1967-68               | Gerhard Schreur, ASU    | .579 |
| 1968-69 | Mike Newlin, UU          | 24.2 | 1968-69         | Eddie Myers, UA        | 11.2 | 1968-69               | Stan Dodds, UW          | .587 |
| 1969-70 | Mike Newlin, UU          | 29.4 | 1969-70         | Mike Childress, CSU    | 14.6 | 1969-70               | Jim Mahler, UU          | .587 |
| 1970-71 | Willie Long, UNM         | 25.7 | 1970-71         | Mike Childress, CSU    | 13.6 | 1970-71               | Mike Bowling, ASU       | .566 |
| 1971-72 | Paul Stoval, ASU         | 22.2 | 1971-72         | Paul Stoval, ASU       | 14.1 | 1971-72               | Dave Hulman, ASU        | .625 |
| 1972-73 | Coniel Norman, UA        | 25.6 | 1972-73         | Mike Sojourner, UU     | 11.9 | 1972-73               | Darryl Minniefield, UNM | .641 |
| 1973-74 | Coniel Norman, UA        | 25.5 | 1973-74         | Mike Sojourner, UU     | 13.8 | 1973-74               | Al Fleming, UA          | .621 |
| 1974-75 | Luther Burden, UU        | 28.7 | 1974-75         | Al Fleming, UA         | 11.8 | 1974-75               | Al Fleming, UA          | .564 |
| 1975-76 | Lorenzo Cash, CSU        | 19.7 | 1975-76         | Al Fleming, UA         | 9.6  | 1975-76               | Al Fleming, UA          | .589 |
| 1976-77 | Alan Cunningham, CSU     | 21.0 | 1976-77         | Mark Landsberger, ASU  | 14.8 | 1976-77               | Buster Matheny, UU      | .648 |
| 1977-78 | Marvin Johnson, UNM      | 23.8 | 1977-78         | Tony Zeno, ASU         | 10.0 | 1977-78               | Jimmy Allen, UNM        | .641 |
| 1978-79 | Kim Goetz, SDSU          | 24.7 | 1978-79         | Danny Vranes, UU       | 10.4 | 1978-79               | Danny Vranes, UU        | .691 |
| 1979-80 | Kenny Page, UNM          | 28.4 | 1979-80         | Alan Taylor, BYU       | 10.9 | 1979-80               | Fred Roberts, BYU       | .643 |
| 1980-81 | Danny Ainge, BYU         | 24.4 | 1980-81         | Michael Cage, SDSU     | 12.2 | 1980-81               | Kenneth Ollie, UW       | .617 |
| 1981-82 | Bill Garnett, UW         | 18.5 | 1981-82         | Steve Trumbo, BYU      | 12.5 | 1981-82               | Bill Garnett, UW        | .636 |
| 1982-83 | Devin Durrant, BYU       | 23.8 | 1982-83         | Michael Cage, SDSU     | 11.0 | 1982-83               | George Scott, UNM       | .628 |
| 1983-84 | Devin Durrant, BYU       | 30.0 | 1983-84         | Michael Cage, SDSU     | 12.4 | 1983-84               | Devin Durrant, BYU      | .572 |
| 1984-85 | Timo Saarelainen, BYU    | 23.0 | 1984-85         | Ray Arthur, UH         | 8.4  | 1984-85               | Leonard Allen, SDSU     | .594 |
| 1985-86 | Anthony Watson, SDSU     | 23.1 | 1985-86         | Steffond Johnson, SDSU | 9.2  | 1985-86               | Eric Leckner, UW        | .599 |
| 1986-87 | Michael Smith, BYU       | 21.4 | 1986-87         | Mitch Smith, UU        | 9.4  | 1986-87               | Eric Leckner, UW        | .640 |
| 1987-88 | Pat Durham, CSU          | 20.6 | 1987-88         | Mitch Smith, UU        | 9.6  | 1987-88               | Eric Leckner, UW        | .621 |
| 1988-89 | Michael Smith, BYU       | 27.6 | 1988-89         | Michael Smith, BYU     | 9.3  | 1988-89               | Charlie Thomas, UNM     | .639 |
| 1989-90 | Raymond Dudley, AFA      | 20.2 | 1989-90         | Reginald Slater, UW    | 10.7 | 1989-90               | Andy Anderson, CSU      | .614 |
| 1990-91 | Luc Longley, UNM         | 19.7 | 1990-91         | Marty Dow, SDSU        | 9.8  | 1990-91               | Luc Longley, UNM        | .655 |
| 1991-92 | Tim Breaux, UW           | 17.3 | 1991-92         | Reginald Slater, UW    | 10.6 | 1991-92               | Paul Afeaki, UU         | .597 |
| 1992-93 | Josh Grant, UU           | 18.1 | 1992-93         | Josh Grant, UU         | 11.8 | 1992-93               | Khari Jaxon, UNM        | .572 |
| 1993-94 | Otis Jones, AFA          | 25.1 | 1993-94         | Lee Mayberry, FS       | 11.4 | 1993-94               | Tony Maroney, UH        | .581 |
| 1994-95 | Keith Van Horn, UU       | 21.9 | 1994-95         | Keith Van Horn, UU     | 10.1 | 1994-95               | Darnell McCullough, FS  | .611 |
| 1995-96 | Anthony Harris, UH       | 23.1 | 1995-96         | HL Coleman, UW         | 10.1 | 1995-96               | Justice Sueing, UH      | .607 |
| 1996-97 | Olivier Saint-Jean, SJSU | 26.9 | 1996-97         | HL Coleman, UW         | 11.2 | 1996-97               | Michael Doleac, UU      | .565 |
| 1997-98 | Lee Nailon, TCU          | 25.4 | 1997-98         | Tremaine Fowlkes, FS   | 12.8 | 1997-98               | Roy Kruiswyk, SDSU      | .594 |
| 1998-99 | Courtney Alexander, FS   | 22.0 | 1998-99         | Michael Ruffin, TU     | 10.6 | 1998-99               | Brandon Wolfram, UTEP   | .614 |
| 1999-00 | Courtney Alexander, FS   | 27.2 | 1999-00         | Larry Abney, FS        | 13.7 | 1999-00               | Melvin Ely, FS          | .644 |
| 2000-01 | Brandon Wolfram, UTEP    | 21.6 | 2000-01         | Richard Stirgus, NEV   | 9.5  | 2000-01               | Melvin Ely, FS          | .627 |
| 2001-02 | Melvin Ely, FS           | 25.6 | 2001-02         | Corey Jackson, NEV     | 11.3 | 2001-02               | Melvin Ely, FS          | .591 |
| 2002-03 | Quinton Ross, SMU        | 20.3 | 2002-03         | Kirk Snyder, NEV       | 9.0  | 2002-03               | Michael Harris, RU      | .595 |
| 2003-04 | Kirk Snyder, NEV         | 20.2 | 2003-04         | Paul Millsap, LTU      | 12.8 | 2003-04               | Michael Harris, RU      | .620 |
| 2004-05 | Nick Fazekas, NEV        | 21.8 | 2004-05         | Michael Harris, RU     | 12.7 | 2004-05               | Michael Harris, RU      | .602 |
| 2005-06 | Nick Fazekas, NEV        | 23.0 | 2005-06         | Paul Millsap, LTU      | 15.6 | 2005-06               | Nate Harris, USU        | .596 |
| 2006-07 | Nick Fazekas, NEV        | 21.1 | 2006-07         | Nick Fazekas, NEV      | 10.5 | 2006-07               | Nick Fazekas, NEV       | .571 |
| 2007-08 | Jaycee Carroll, USU      | 24.5 | 2007-08         | Reggie Larry, BSU      | 9.9  | 2007-08               | Matt Nelson, BSU        | .676 |
| 2008-09 | Jahmar Young, NMSU       | 18.9 | 2008-09         | Wendell McKines, NMSU  | 10.5 | 2008-09               | Kurt Cunningham, BSU    | .625 |
| 2009-10 | Luke Babbitt, NEV        | 23.7 | 2009-10         | Wendell McKines, NMSU  | 9.8  | 2009-10               | C.J. Webster, SJSU      | .644 |
| 2010-11 | Adrian Oliver, SJSU      | 23.4 | 2010-11         | Dario Hunt, NEV        | 9.4  | 2010-11               | Kyle Barone, UI         | .645 |
| 2011-12 | Wendell McKines, NMSU    | 18.6 | 2011-12         | Wendell McKines, NMSU  | 10.9 | 2011-12               | Vander Joaquim, UH      | .633 |
| 2012-13 | Kyle Barone, UI          | 18.2 | 2012-13         | Kyle Barone, UI        | 10.9 | 2012-13               | Sim Bhullar, NMSU       | .602 |
| 2013-14 | Stephen Madison, UI      | 21.9 | 2013-14         | Killian Larson, GCU    | 11.6 | 2013-14               | Renaldo Dixon, NMSU     | .589 |
| 2014-15 | Martez Harrison, UMKC    | 17.5 | 2014-15         | Pascal Siakam, NMSU    | 8.4  | 2014-15               | Pascal Siakam, NMSU     | .615 |

# Yearly Individual Leaders – WAC Games

| FREE THROW PERCENTAGE |                          |      | ASSIST AVERAGE |                         |      | STEAL AVERAGE        |                         |                      |     |
|-----------------------|--------------------------|------|----------------|-------------------------|------|----------------------|-------------------------|----------------------|-----|
| Year                  | Name, School             | Pct  | Year           | Name, School            | Avg  | Year                 | Name, School            | Avg                  |     |
| 1962-63               | Gary Batchelor, BYU      | .883 | 1976-77        | Jeff Jonas, UU          | 10.3 | 1984-85              | Kelvin Scarborough, UNM | 2.5                  |     |
| 1963-64               | Mike Gardner, BYU        | .898 | 1977-78        | Russell Brown, UA       | 7.6  | 1985-86              | Sean Dent, UW           | 2.7                  |     |
| 1964-65               | Granny Lash, UU          | .914 | 1978-79        | Tony Gwynn, SDSU        | 5.7  | 1986-87              | Hunter Greene, UNM      | 2.4                  |     |
| 1965-66               | Bob Spahn, UA            | .829 | 1979-80        | Tony Gwynn, SDSU        | 8.9  | 1987-88              | Tim Hardaway, UTEP      | 2.4                  |     |
| 1966-67               | Kari Limo, BYU           | .844 | 1980-81        | Scott Martin, UU        | 7.4  | 1988-89              | Tim Hardaway, UTEP      | 2.8                  |     |
| 1967-68               | Ron Nelson, UNM          | .836 | 1981-82        | Keith Smith, SDSU       | 7.3  | 1989-90              | Marty Haws, BYU         | 2.2                  |     |
| 1968-69               | Mike Newlin, UU          | .882 | 1982-83        | Keith Smith, SDSU       | 5.7  | 1990-91              | Willie Banks, UNM       | 2.4                  |     |
| 1969-70               | Mike Newlin, UU          | .865 | 1983-84        | Phil Smith, UNM         | 5.8  | 1991-92              | Willie Banks, UNM       | 1.9                  |     |
| 1970-71               | Steve Kelly, BYU         | .815 | 1984-85        | Creon Dorsey, SDSU      | 5.5  | 1992-93              | Jason Hamilton, SDSU    | 2.1                  |     |
| 1971-72               | Tommy Roberts, UNM       | .848 | 1985-86        | Kelvin Scarborough, UNM | 4.8  | 1993-94              | Damon Crawford, CSU     | 2.4                  |     |
| 1972-73               | Coniel Norman, UA        | .851 | 1986-87        | Kelvin Scarborough, UNM | 6.1  | 1994-95              | Dominick Young, FS      | 2.9                  |     |
| 1973-74               | Ty Medley, UU            | .847 | 1987-88        | Tim Hardaway, UTEP      | 5.7  | 1995-96              | Dominick Young, FS      | 2.6                  |     |
| 1974-75               | Pat King, UNM            | .843 | 1988-89        | Darrell McGee, UNM      | 7.4  | 1996-97              | Anthony Carter, UH      | 2.7                  |     |
| 1975-76               | Jeff Jonas, UU           | .867 | 1989-90        | Jeff Bowling, AFA       | 7.0  | 1997-98              | Mike Jones, TCU         | 2.9                  |     |
| 1976-77               | Jeff Jonas, UU           | .897 | 1990-91        | Troy Bowe, UH           | 6.1  | 1998-99              | Matt Watts, SDSU        | 2.6                  |     |
| 1977-78               | Marvin Johnson, UNM      | .911 | 1991-92        | Nathan Call, BYU        | 6.4  | 1999-00              | Eric Coley, TU          | 3.0                  |     |
| 1978-79               | Doug Bessert, UW         | .907 | 1992-93        | Ryan Yoder, CSU         | 7.0  | 2000-01              | Andre Hazel, NEV        | 2.3                  |     |
| 1979-80               | Aaron Strayhorn, UH      | .803 | 1993-94        | Brian Santiago, FS      | 7.0  |                      | Mike Wilks, RU          | 2.3                  |     |
| 1980-81               | Danny Ainge, BYU         | .837 | 1994-95        | Dominick Young, FS      | 7.0  | 2001-02              | Andre Hazel, NEV        | 1.7                  |     |
| 1981-82               | Clarence Dickerson, UH   | .861 | 1995-96        | Dominick Young, FS      | 6.6  | 2002-03              | Bryan Hopkins, SMU      | 2.2                  |     |
| 1982-83               | Pace Mannion, UU         | .778 | 1996-97        | Dominick Young, FS      | 6.6  | 2003-04              | Todd Okeson, NEV        | 1.8                  |     |
| 1983-84               | Kelvin Upshaw, UU        | .841 | 1997-98        | Anthony Carter, UH      | 7.3  | 2004-05              | Bryan Hopkins, SMU      | 2.8                  |     |
| 1984-85               | Luster Goodwin, UTEP     | .887 | 1998-99        | Chris Herren, FS        | 7.2  | 2005-06              | Mike Mitchell, NMSU     | 1.9                  |     |
| 1985-86               | Kelvin Upshaw, UU        | .892 | 1999-00        | Demetrius Porter, FS    | 6.2  | 2006-07              | Carlton Spencer, SJSU   | 2.2                  |     |
| 1986-87               | Michael Smith, BYU       | .900 | 2000-01        | Tito Maddox, FS         | 8.0  | 2007-08              | Matt Gibson, UH         | 1.9                  |     |
| 1987-88               | Chris Gaines, UH         | .864 | 2001-02        | Greg Harrington, TU     | 5.2  | 2008-09              | Mac Hopson, UI          | 1.9                  |     |
| 1988-89               | Rob Robbins, UNM         | .926 | 2002-03        | Mark Campbell, UH       | 6.2  | 2009-10              | La'Shard Anderson, BSU  | 3.0                  |     |
| 1989-90               | Mark Meredith, CSU       | .925 | 2003-04        | Shantay Legans, FS      | 5.3  | 2010-11              | La'Shard Anderson, BSU  | 2.6                  |     |
| 1990-91               | Paris Bryant, UW         | .911 | 2004-05        | Filiberto Rivera, UTEP  | 7.8  | 2011-12              | Hernst Laroche, NMSU    | 2.2                  |     |
| 1991-92               | Maurice Alexander, UW    | .883 | 2005-06        | Kevin Bell, FS          | 5.6  | 2012-13              | Daniel Mullings, NMSU   | 2.6                  |     |
| 1992-93               | Josh Grant, UU           | .923 | 2006-07        | Kevin Bell, FS          | 5.3  | 2013-14              | Shaquille Boga, UTPA    | 2.3                  |     |
| 1993-94               | Ryan Yoder, CSU          | .908 | 2007-08        | Kris Clark, USU         | 6.8  | 2014-15              | Emerson Murray, SU      | 1.8                  |     |
| 1994-95               | Russell Larson, BYU      | .867 | 2008-09        | Mac Hopson, UI          | 5.7  |                      |                         |                      |     |
| 1995-96               | Randy Reid, BYU          | .882 | 2009-10        | Armon Johnson, NEV      | 6.3  | <b>BLOCK AVERAGE</b> |                         |                      |     |
| 1996-97               | Keith Van Horn, UU       | .895 | 2010-11        | Hernst Laroche, NMSU    | 5.1  | <b>Year</b>          | <b>Name, School</b>     | <b>Avg</b>           |     |
| 1997-98               | Mekeli Wesley, BYU       | .906 | 2011-12        | Jeremiah Ostrowski, UH  | 7.4  | 1985-86              | Eric Leckner, UW        | 1.3                  |     |
| 1998-99               | Stephen Woods, SMU       | .860 | 2012-13        | Kenneth Smith, LT       | 4.9  | 1986-87              | Pat Durham, CSU         | 2.1                  |     |
| 1999-00               | Greg Harrington, TU      | .922 | 2013-14        | Isiah Grayson, SU       | 4.3  | 1987-88              | Eric Leckner, UW        | 1.3                  |     |
| 2000-01               | Demetrius Porter, FS     | .860 | 2014-15        | DeWayne Russell, GCU    | 4.6  | 1988-89              | Luc Longley, UNM        | 2.7                  |     |
| 2001-02               | Predrag Savovic, UH      | .854 |                |                         |      |                      | David Van Dyke, UTEP    | 2.7                  |     |
| 2002-03               | Jerry Petty, NEV         | .889 |                |                         |      |                      | Luc Longley, UNM        | 3.4                  |     |
| 2003-04               | Jason McKrieth, RU       | .902 |                |                         |      |                      | 1990-91                 | *Shawn Bradley, UNM  | 5.2 |
| 2004-05               | Omar Thomas, UTEP        | .868 |                |                         |      |                      | 1991-92                 | David Van Dyke, UTEP | 3.5 |
| 2005-06               | Matt Lojeski, UH         | .870 |                |                         |      |                      | 1992-93                 | *Theo Ratliff, UW    | 4.4 |
| 2006-07               | Coby Karl, BSU           | .884 |                |                         |      |                      | 1993-94                 | Theo Ratliff, UW     | 4.1 |
| 2007-08               | Jaycee Carroll, USU      | .913 |                |                         |      |                      | 1994-95                 | Theo Ratliff, UW     | 5.1 |
| 2008-09               | Troy Gillenwater, NMSU   | .881 |                |                         |      |                      | 1995-96                 | Joe Vogel, CSU       | 2.3 |
| 2009-10               | Luke Babbitt, NEV        | .898 |                |                         |      |                      | 1996-97                 | Keon Clark, UNLV     | 3.9 |
| 2010-11               | Jeff Ledbetter, UI       | .875 |                |                         |      |                      | 1997-98                 | Michael Ruffin, TU   | 2.5 |
| 2011-12               | Preston Medlin, USU      | .843 |                |                         |      |                      | 1998-99                 | Melvin Ely, FS       | 2.8 |
| 2012-13               | Spencer Butterfield, USU | .837 |                |                         |      |                      | 1999-00                 | Melvin Ely, FS       | 3.0 |
| 2013-14               | Quinton Pippen, CSU      | .880 |                |                         |      |                      | 2000-01                 | Melvin Ely, FS       | 2.7 |
| 2014-15               | Janari Joesaar, UTPA     | .904 |                |                         |      |                      | 2001-02                 | Melvin Ely, FS       | 3.1 |
|                       |                          |      |                |                         |      |                      | 2002-03                 | Kevin Johnson, TU    | 2.6 |
|                       |                          |      |                |                         |      |                      | 2003-04                 | Paul Millsap, LTU    | 1.5 |
|                       |                          |      |                |                         |      |                      | 2004-05                 | Paul Millsap, LTU    | 2.1 |
|                       |                          |      |                |                         |      |                      | 2005-06                 | Paul Millsap, LTU    | 2.8 |
|                       |                          |      |                |                         |      |                      | 2006-07                 | Dominic McGuire, FS  | 3.8 |
|                       |                          |      |                |                         |      |                      | 2007-08                 | JaVale McGee, NEV    | 2.1 |
|                       |                          |      |                |                         |      |                      | 2008-09                 | Dario Hunt, NEV      | 2.5 |
|                       |                          |      |                |                         |      |                      | 2009-10                 | Marvin Jefferson, UI | 1.9 |
|                       |                          |      |                |                         |      |                      | 2010-11                 | Bill Amis, UH        | 2.2 |
|                       |                          |      |                |                         |      |                      | 2011-12                 | Dario Hunt, NEV      | 2.8 |
|                       |                          |      |                |                         |      |                      | 2012-13                 | Sim Bhullar, NMSU    | 3.0 |
|                       |                          |      |                |                         |      |                      | 2013-14                 | Sim Bhullar, NMSU    | 3.8 |
|                       |                          |      |                |                         |      |                      | 2014-15                 | Dan Kimasa, UTPA     | 1.7 |



# Coaching Records – Former

| NAME                                  | SEASONS | YEARS        | All Games |     |     |      | TITLES | WAC Games |     |     |      |
|---------------------------------------|---------|--------------|-----------|-----|-----|------|--------|-----------|-----|-----|------|
|                                       |         |              | G         | W   | L   | PCT  |        | G         | W   | L   | PCT  |
| Ladell Andersen, BYU                  | 6       | 1983-89      | 185       | 114 | 71  | .616 | 1      | 96        | 64  | 32  | .667 |
| Lynn Archibald, UU                    | 6       | 1983-89      | 154       | 98  | 86  | .533 | 1      | 96        | 50  | 46  | .521 |
| Frank Arnold, BYU-UH <sup>1</sup>     | 10      | 1975-87      | 288       | 148 | 140 | .514 | 3      | 148       | 74  | 74  | .500 |
| Gib Arnold, UH                        | 2       | 2010-12      | 64        | 35  | 29  | .547 | 0      | 30        | 14  | 16  | .467 |
| Steve Barnes, SJSU                    | 3       | 1999-02      | 90        | 39  | 51  | .433 | 0      | 48        | 16  | 32  | .333 |
| Bill Bayno, UNLV                      | 3       | 1996-99      | 94        | 58  | 36  | .617 | 1      | 37        | 20  | 17  | .541 |
| Dave Bliss, UNM                       | 11      | 1988-99      | 354       | 246 | 108 | .695 | 1      | 180       | 122 | 58  | .678 |
| Jim Brandenburg, UW-SDSU <sup>2</sup> | 14      | 1978-92      | 405       | 228 | 177 | .563 | 3      | 211       | 106 | 105 | .502 |
| David Carter, NEV                     | 3       | 2009-12      | 101       | 62  | 39  | .614 | 1      | 46        | 32  | 14  | .696 |
| Steve Cleveland, BYU-FS               | 8       | 97-99, 05-11 | 248       | 113 | 135 | .457 | 0      | 124       | 49  | 75  | .395 |
| Gary Colson, UNM-FS <sup>3</sup>      | 11      | 1980-94      | 340       | 193 | 147 | .568 | 0      | 182       | 93  | 89  | .511 |
| Joe Cravens, UU*                      | 1       | 1989-90      | 24        | 12  | 12  | .500 | 0      | 16        | 7   | 9   | .437 |
| Scott Cross, UTA                      | 1       | 2012-13      | 33        | 19  | 14  | .576 | 0      | 18        | 11  | 7   | .611 |
| Doug Davalos, TXST                    | 1       | 2012-13      | 34        | 12  | 22  | .353 | 0      | 18        | 5   | 13  | .278 |
| Benny Dees, UW                        | 6       | 1987-93      | 181       | 104 | 77  | .575 | 0      | 98        | 47  | 51  | .480 |
| Mike Dement, SMU                      | 8       | 1996-04      | 230       | 130 | 100 | .565 | 0      | 125       | 62  | 63  | .496 |
| Don DeVoe, UW                         | 2       | 1976-78      | 54        | 29  | 25  | .537 | 0      | 28        | 11  | 17  | .393 |
| Hank Egan, AFA                        | 4       | 1980-84      | 108       | 35  | 73  | .324 | 0      | 64        | 11  | 53  | .172 |
| Norm Ellenberger, UNM                 | 7       | 1972-79      | 196       | 134 | 62  | .684 | 2      | 96        | 60  | 36  | .625 |
| Bill Foster, UU                       | 3       | 1971-74      | 82        | 43  | 39  | .524 | 0      | 42        | 18  | 24  | .429 |
| Mark Fox, NEV                         | 5       | 2004-09      | 166       | 123 | 43  | .741 | 4      | 82        | 66  | 16  | .805 |
| Tony Fuller, SDSU                     | 2       | 1992-94      | 57        | 20  | 37  | .351 | 0      | 36        | 9   | 27  | .250 |
| Smokey Gaines, SDSU                   | 8       | 1979-87      | 239       | 112 | 127 | .469 | 0      | 126       | 56  | 70  | .444 |
| Jack Gardner, UU                      | 9       | 1962-71      | 243       | 149 | 94  | .613 | 1      | 98        | 52  | 46  | .531 |
| Billy Gillespie, UTEP                 | 2       | 2002-04      | 62        | 30  | 32  | .483 | 1      | 36        | 16  | 20  | .444 |
| Greg Graham, BSU                      | 8       | 2002-10      | 254       | 142 | 112 | .559 | 1      | 134       | 65  | 69  | .485 |
| Boyd Grant, CSU                       | 4       | 1987-91      | 207       | 126 | 81  | .643 | 2      | 64        | 37  | 27  | .578 |
| Jim Harrick, Jr., SDSU*               | 1       | 1991-92      | 7         | 0   | 7   | .000 | 0      | 7         | 0   | 7   | .000 |
| Charlie Harrison, UNM                 | 1       | 1979-80      | 28        | 7   | 21  | .250 | 0      | 14        | 3   | 11  | .214 |
| Don Haskins, UTEP                     | 30      | 1969-99      | 864       | 561 | 303 | .649 | 7      | 460       | 262 | 198 | .570 |
| Dick Hunsaker, UVU                    | 2       | 2013-15      | 63        | 30  | 33  | .476 | 1      | 30        | 18  | 12  | .600 |
| Tony Ingle, BYU*                      | 1       | 1996-97      | 19        | 0   | 19  | .000 | 0      | 16        | 0   | 16  | .000 |
| Rod Jensen, BSU                       | 1       | 2001-02      | 30        | 13  | 17  | .433 | 0      | 18        | 6   | 12  | .333 |
| Phil Johnson, SJSU <sup>4</sup>       | 4       | 1998-05      | 114       | 31  | 83  | .272 | 0      | 68        | 13  | 55  | .191 |
| Trent Johnson, NEV                    | 4       | 2000-04      | 124       | 70  | 54  | .565 | 1      | 70        | 36  | 34  | .514 |
| Bob King, UNM                         | 10      | 1962-72      | 264       | 175 | 89  | .663 | 2      | 112       | 55  | 57  | .491 |
| Bruce Larson, UA                      | 10      | 1962-72      | 258       | 124 | 134 | .481 | 0      | 112       | 44  | 68  | .393 |
| Larry Little, UH                      | 6       | 1979-85      | 165       | 83  | 82  | .503 | 0      | 94        | 40  | 54  | .426 |
| Robert Lineburg, SMU*                 | 1       | 2004         | 5         | 2   | 3   | .400 | 0      | 3         | 1   | 2   | .333 |
| Ray Lopes, FS                         | 3       | 2002-05      | 87        | 50  | 37  | .575 | 0      | 54        | 32  | 22  | .593 |
| Rick Majerus, UU                      | 10      | 1989-99      | 302       | 238 | 64  | .788 | 7      | 148       | 118 | 30  | .797 |
| Tony McAndrews, CSU                   | 7       | 1980-87      | 200       | 80  | 120 | .400 | 0      | 112       | 40  | 72  | .357 |
| Steve McClain, UW                     | 1       | 1998-99      | 28        | 18  | 10  | .643 | 0      | 14        | 7   | 7   | .500 |
| Ritchie McKay, CSU                    | 1       | 1998-99      | 30        | 19  | 11  | .633 | 0      | 14        | 7   | 7   | .500 |
| Reggie Minton, AFA                    | 15      | 1984-99      | 418       | 142 | 276 | .340 | 0      | 234       | 45  | 189 | .192 |
| Stew Morrill, CSU/USU <sup>5</sup>    | 15      | 91-98, 05-13 | 481       | 320 | 161 | .665 | 4      | 246       | 155 | 91  | .630 |
| Stan Morrison, SJSU                   | 2       | 1996-98      | 53        | 16  | 37  | .302 | 0      | 30        | 6   | 24  | .200 |
| Bob Nash, UH                          | 3       | 2007-10      | 90        | 34  | 56  | .378 | 0      | 48        | 15  | 33  | .313 |
| George Nessman, SJSU                  | 8       | 2005-13      | 247       | 86  | 161 | .348 | 0      | 127       | 31  | 96  | .244 |
| Leonard Perry, UI                     | 1       | 2005-06      | 29        | 4   | 25  | .138 | 0      | 16        | 1   | 15  | .063 |
| George Pfeifer, UI                    | 2       | 2006-08      | 60        | 12  | 48  | .200 | 0      | 32        | 6   | 26  | .188 |
| John Phillips, TU                     | 4       | 2001-04      | 103       | 61  | 42  | .592 | 1      | 54        | 32  | 22  | .593 |
| Jerry Pimm, UU                        | 9       | 1974-83      | 259       | 173 | 86  | .668 | 3      | 130       | 88  | 42  | .677 |
| Glenn Potter, BYU                     | 3       | 1972-75      | 78        | 42  | 36  | .538 | 0      | 42        | 20  | 22  | .476 |
| Jason Rabedeaux, UTEP                 | 3       | 1999-02      | 92        | 46  | 46  | .500 | 0      | 48        | 17  | 31  | .354 |
| Moe Radovich, UW                      | 3       | 1973-76      | 79        | 24  | 55  | .304 | 0      | 42        | 5   | 37  | .119 |
| Roger Reid, BYU                       | 8       | 1989-96      | 228       | 152 | 76  | .667 | 2      | 120       | 83  | 37  | .691 |
| Keith Richard, LTU                    | 6       | 2001-07      | 181       | 93  | 88  | .514 | 0      | 104       | 58  | 46  | .558 |
| Steve Robinson, TU                    | 1       | 1996-97      | 34        | 24  | 10  | .706 | 0      | 16        | 12  | 4   | .750 |
| Kerry Rupp, LT                        | 4       | 2007-11      | 130       | 57  | 73  | .438 | 0      | 64        | 20  | 44  | .312 |



# Coaching Records – Former/Winningest

## COACHING RECORDS – FORMER

| NAME                  | SEASONS | YEARS   | All Games |     |     |      | TITLES | WAC Games |     |     |      |
|-----------------------|---------|---------|-----------|-----|-----|------|--------|-----------|-----|-----|------|
|                       |         |         | G         | W   | L   | PCT  |        | G         | W   | L   | PCT  |
| Doc Sadler, UTEP      | 1       | 2004-05 | 35        | 27  | 8   | .771 | 1      | 18        | 14  | 4   | .778 |
| Joe Scott, DU         | 1       | 2012-13 | 32        | 22  | 10  | .688 | 1      | 18        | 16  | 2   | .889 |
| Bill Self, TU         | 3       | 1997-00 | 103       | 74  | 29  | .718 | 2      | 42        | 30  | 12  | .714 |
| Larry Shyatt, UW      | 1       | 1997-98 | 28        | 19  | 9   | .679 | 0      | 14        | 9   | 5   | .643 |
| Fred Snowden, UA      | 6       | 1972-78 | 166       | 116 | 50  | .699 | 1      | 84        | 54  | 30  | .675 |
| Bill Stranigan, UW    | 11      | 1962-73 | 291       | 158 | 133 | .543 | 2      | 126       | 57  | 69  | .452 |
| Jerry Tarkanian, FS   | 7       | 1995-02 | 232       | 153 | 79  | .659 | 1      | 110       | 77  | 33  | .700 |
| Rodney Terry, FS      | 1       | 2011-12 | 33        | 13  | 20  | .394 | 0      | 14        | 3   | 11  | .214 |
| Reggie Theus, NMSU    | 2       | 2005-07 | 64        | 41  | 23  | .641 | 0      | 32        | 21  | 11  | .656 |
| Brooks Thompson, UTSA | 1       | 2012-13 | 32        | 10  | 22  | .313 | 0      | 17        | 3   | 14  | .176 |
| Fred Trenkle, SDSU    | 5       | 1994-99 | 138       | 55  | 83  | .399 | 0      | 80        | 24  | 56  | .300 |
| Billy Tubbs, TCU      | 5       | 1996-01 | 163       | 108 | 55  | .663 | 0      | 74        | 45  | 29  | .608 |
| Jimmy Tubbs, SMU      | 1       | 2004-05 | 28        | 14  | 14  | .500 | 0      | 18        | 9   | 9   | .500 |
| Don Verlin, UI        | 6       | 2008-14 | 193       | 97  | 96  | .503 | 0      | 96        | 47  | 49  | .490 |
| Tim Vezie, SDSU       | 1       | 1978-79 | 27        | 15  | 12  | .556 | 0      | 12        | 4   | 8   | .333 |
| Riley Wallace, UH     | 20      | 1987-07 | 599       | 334 | 265 | .558 | 2      | 340       | 176 | 164 | .518 |
| Stan Watts, BYU       | 10      | 1962-72 | 268       | 162 | 106 | .604 | 5      | 112       | 69  | 43  | .616 |
| Michael White, LTU    | 2       | 2011-13 | 68        | 45  | 23  | .662 | 1      | 32        | 22  | 10  | .688 |
| Jim Williams, CSU     | 11      | 1969-80 | 280       | 144 | 136 | .514 | 0      | 152       | 65  | 87  | .428 |
| Pooh Williamson, TU*  | 1       | 2004-05 | 22        | 7   | 15  | .318 | 0      | 18        | 5   | 13  | .278 |
| Willis Wilson, RU     | 9       | 1996-05 | 262       | 125 | 137 | .477 | 0      | 146       | 63  | 83  | .432 |
| Joby Wright, UW       | 4       | 1993-97 | 113       | 53  | 60  | .469 | 0      | 70        | 32  | 38  | .457 |
| Ned Wulk, ASU         | 16      | 1962-78 | 433       | 238 | 195 | .550 | 4      | 198       | 101 | 97  | .510 |

<sup>1</sup>Coached at BYU from 1975-83; Hawai'i from 1985-87; <sup>2</sup>Coached at Wyoming from 1978-87; San Diego State from 1987-92; <sup>3</sup>Coached at New Mexico from 1980-88; Fresno State from 1990-95; <sup>4</sup>Coached at San Jose State from 1998-99 and 2002-05; \*Interim head coach; <sup>5</sup>Coached at Colorado State from 1991-98 and at Utah State from 2005-13.

## WINNINGEST COACHES

While at WAC institutions only, active coaches boldface

### ALL GAMES (BY VICTORIES)

|    | Wins       | Coach (School)                            | Seasons        |
|----|------------|---|----------------|
| 1. | 561        | Don Haskins (UTEP)                        | 1969-99        |
| 2. | 334        | Riley Wallace (UH)                        | 1987-07        |
| 3. | 320        | Stew Morrill (USU)                        | 1991-98, 05-13 |
| 4. | 246        | Dave Bliss (UNM)                          | 1988-99        |
| 5. | 238        | Rick Majerus (UU)                         | 1989-99        |
|    | 238        | Ned Wulk (ASU)                            | 1962-78        |
| 7. | 228        | Jim Brandenburg (UW/SDSU)                 | 1978-92        |
| 8. | 193        | Gary Colson (UNM/FS)                      | 1980-94        |
| 9. | <b>175</b> | <b>Marvin Menzies (NMSU) 2007-present</b> |                |
|    | 175        | Bob King (UNM)                            | 1962-72        |

### WAC GAMES (BY VICTORIES)

|     | Wins      | Coach (School)                            | Seasons        |
|-----|-----------|---|----------------|
| 1.  | 262       | Don Haskins (UTEP)                        | 1969-99        |
| 2.  | 176       | Riley Wallace (UH)                        | 1987-07        |
| 3.  | 155       | Stew Morrill (USU)                        | 1991-98, 05-13 |
| 4.  | 122       | Dave Bliss (UNM)                          | 1988-99        |
| 5.  | 118       | Rick Majerus (UU)                         | 1989-99        |
| 6.  | 106       | Jim Brandenburg (UW/SDSU)                 | 1978-92        |
| 7.  | 101       | Ned Wulk (ASU)                            | 1962-78        |
| 8.  | 93        | Gary Colson (UNM/FS)                      | 1980-94        |
| 9.  | <b>90</b> | <b>Marvin Menzies (NMSU) 2007-present</b> |                |
| 10. | 88        | Jerry Pimm (UU)                           | 1974-83        |

## ALL GAMES (BY PERCENTAGE)

Minimum four years

|    | Pct. | Coach (School)         | Seasons        |
|----|------|------------------------|----------------|
| 1. | .788 | Rick Majerus (UU)      | 1989-99        |
| 2. | .741 | Mark Fox (NEV)         | 2004-09        |
| 3. | .699 | Fred Snowden (UA)      | 1972-78        |
| 4. | .695 | Dave Bliss (UNM)       | 1988-99        |
| 5. | .684 | Norm Ellenberger (UNM) | 1972-79        |
| 6. | .668 | Jerry Pimm (UU)        | 1974-83        |
| 7. | .667 | Roger Reid (BYU)       | 1989-96        |
| 8. | .665 | Stew Morrill (USU)     | 1991-98, 05-13 |
| 9. | .663 | Bob King (UNM)         | 1962-72        |
|    | .663 | Billy Tubbs (TCU)      | 1996-01        |

## WAC GAMES (BY PERCENTAGE)

Minimum four years

|     | Pct.        | Coach (School)                            | Seasons        |
|-----|-------------|---|----------------|
| 1.  | .805        | Mark Fox (NEV)                            | 2004-09        |
| 2.  | .797        | Rick Majerus (UU)                         | 1989-99        |
| 3.  | <b>.714</b> | <b>Marvin Menzies (NMSU) 2007-present</b> |                |
| 4.  | .700        | Jerry Tarkanian (FS)                      | 1995-02        |
| 5.  | .691        | Roger Reid (BYU)                          | 1989-96        |
| 6.  | .678        | Dave Bliss (UNM)                          | 1988-99        |
| 7.  | .677        | Jerry Pimm (UU)                           | 1974-83        |
| 8.  | .675        | Fred Snowden (UA)                         | 1972-78        |
| 9.  | .667        | Ladell Andersen (BYU)                     | 1983-89        |
| 10. | .630        | Stew Morrill (USU)                        | 1991-98, 05-13 |

## THE WAC IN THE NCAA TOURNAMENT

|   | OVERALL   |           |           |             |          |          |          |          |          | AS WAC MEMBER |           |            |             |          |          |          |          |          |
|---|-----------|-----------|-----------|-------------|----------|----------|----------|----------|----------|---------------|-----------|------------|-------------|----------|----------|----------|----------|----------|
|   | App.      | W         | L         | Pct.        | 1st      | 2nd      | 3rd      | 4th      | RR       | App.          | W         | L          | Pct.        | 1st      | 2nd      | 3rd      | 4th      | RR       |
| <b>CSU Bakersfield</b>  | 0         | 0         | 0         | .000        | 0        | 0        | 0        | 0        | 0        | 0             | 0         | 0          | .000        | 0        | 0        | 0        | 0        | 0        |
| <b>Chicago State</b>  | 0         | 0         | 0         | .000        | 0        | 0        | 0        | 0        | 0        | 0             | 0         | 0          | .000        | 0        | 0        | 0        | 0        | 0        |
| <b>Grand Canyon</b>   | 0         | 0         | 0         | .000        | 0        | 0        | 0        | 0        | 0        | 0             | 0         | 0          | .000        | 0        | 0        | 0        | 0        | 0        |
| <b>Missouri-Kansas City</b>   | 0         | 0         | 0         | .000        | 0        | 0        | 0        | 0        | 0        | 0             | 0         | 0          | .000        | 0        | 0        | 0        | 0        | 0        |
| <b>NM State</b><br>(1952-59-60-67-68-69-70-71-75-79-90-91-92-93-94-99- <b>07-10-12-13-14-15</b> ) | 22        | 10        | 24        | .294        | 0        | 0        | 1        | 0        | 0        | 6             | 0         | 6          | .000        | 0        | 0        | 0        | 0        | 0        |
| <b>Seattle U</b><br>(1953-54-55-56-58-61-62-63-64-67-69)  | 11        | 10        | 13        | .435        | 0        | 0        | 1        | 0        | 0        | 0             | 0         | 0          | .000        | 0        | 0        | 0        | 0        | 0        |
| <b>UT Rio Grande Valley</b>   | 0         | 0         | 0         | .000        | 0        | 0        | 0        | 0        | 0        | 0             | 0         | 0          | .000        | 0        | 0        | 0        | 0        | 0        |
| <b>Utah Valley</b>  | 0         | 0         | 0         | .000        | 0        | 0        | 0        | 0        | 0        | 0             | 0         | 0          | .000        | 0        | 0        | 0        | 0        | 0        |
| <b>Totals*</b>  | <b>33</b> | <b>20</b> | <b>37</b> | <b>.351</b> | <b>0</b> | <b>0</b> | <b>2</b> | <b>0</b> | <b>0</b> | <b>90</b>     | <b>66</b> | <b>104</b> | <b>.388</b> | <b>0</b> | <b>1</b> | <b>0</b> | <b>1</b> | <b>6</b> |

\*WAC totals include records compiled by Arizona (2-2), Arizona State (5-5), Boise State (0-1), Brigham Young (8-17), Colorado State (1-2), Fresno State (2-5), Hawai'i (0-4), Nevada (4-6), UNLV (0-1), New Mexico (6-11), San Diego State (0-1), TCU (0-1), UTEP (5-12), Tulsa (7-5), Utah (22-15), Wyoming (4-6), and Utah State (0-4) as WAC members. **Boldface** indicates appearance as WAC member.

### NCAA TOURNAMENT RESULTS (Seeds)

#### 1963

**West First Region; Eugene**  
Arizona St. 79, Utah St. 75 (OT)  
**West Region Semifinals; Provo**  
Arizona St. 93, UCLA 79  
**West Region Finals; Provo**  
Oregon St. 83, **Arizona St.** 65

#### 1964

**West First Round; Eugene**  
Utah St. 92, **Arizona St.** 90

#### 1965

**West Region Semifinals; Provo**  
UCLA 100, **Brigham Young** 76  
**West Region Third Place Game; Provo**  
Oklahoma City 112, **Brigham Young** 102

#### 1966

**West Region Semifinals; Los Angeles**  
Utah 83, Pacific 74  
**West Region Finals; Los Angeles**  
Utah 70, Oregon St. 64  
**National Semifinals; College Park**  
UTEP 85, Utah 78  
**National Third Place Game; ; College Park**  
Duke 79, Utah 77

#### 1967

**West Region Semifinals; Corvallis**  
UCLA 109, Wyoming 60  
**West Region Third Place Game; Corvallis**  
UTEP 69, Wyoming 67

#### 1968

**West Region Semifinals; Albuquerque**  
Santa Clara 86, **New Mexico** 73  
**West Region Third Place Game; Albuquerque**  
New Mexico St. 62, **New Mexico** 58;

#### 1969

**West First Round; Las Cruces**  
New Mexico St. 74, **Brigham Young** 62

#### 1970

**West First Round; Provo**  
Utah St. 91, **UTEP** 81

#### 1971

**West First Round; Logan**  
**Brigham Young** 91, Utah St. 82  
**West Round Semifinals; Salt Lake City**  
UCLA 91, **Brigham Young** 73  
**West Region Third Place Game; Salt Lake City**  
Pacific 84, **Brigham Young** 81

#### 1972

**West First Round; Pocatello**  
Long Beach St. 95, **Brigham Young** 90 (OT)

#### 1973

**West First Round; Logan**  
**Arizona St.** 103, Oklahoma City 78  
**West Round Semifinals; Los Angeles**  
UCLA 98, **Arizona St.** 81  
**West Region Third Place Game; Los Angeles**  
Long Beach St. 84, **Arizona St.** 80

#### 1974

**West First Round; Pocatello**  
**New Mexico** 73, Idaho St. 65  
**West Region Semifinals; Tucson**  
San Francisco 64, **New Mexico** 61  
**West Region Third Place; Tucson**  
**New Mexico** 66, Dayton 61

#### 1975

**West First Round; Tempe**  
**Arizona St.** 97, Alabama 94  
**West Region Semifinals; Portland**  
**Arizona St.** 84, UNLV 81  
**West Region Finals; Portland**  
UCLA 89, **Arizona St.** 75  
**Midwest First Round; Lexington**  
Indiana 78, **UTEP** 53

#### 1976

**West First Round; Tempe**  
**Arizona** 83, Georgetown 76  
**West Region Semifinals; Los Angeles**  
**Arizona** 114, UNLV 109 (OT)  
**West Region Finals; Los Angeles**  
UCLA 82, **Arizona** 66

#### 1977

**West First Round; Omaha**  
Southern Illinois 81, **Arizona** 77  
**West First Round; Tucson**  
**Utah** 72, St. John's 68  
**West Region Semifinals; Provo**  
UNLV 88, **Utah** 83

## 1978

### West First Round; Tempe

Cal St. Fullerton 90, **New Mexico** 85

### Midwest First Round; Wichita

**Utah** 86, Missouri 79 (2OT)

### Midwest Region Semifinals; Lawrence

Notre Dame 69, **Utah** 56

## 1979

### West First Round; Los Angeles

(9)-Pepperdine 92, (8)-**Utah** 88 (OT)

### West Second Round; Tucson

(4)-San Francisco 86, (5)-**Brigham Young** 63

## 1980

### West Second Round; Ogden

(6)-Clemson 71, (3)-**Brigham Young** 66

## 1981

### East First Round; Providence

(6)-**Brigham Young** 60, (11)-Princeton 51

(6)-**Brigham Young** 78, (3)-UCLA 55

### East Regional Semifinals; Atlanta

(6)-**Brigham Young** 51, (2)-Notre Dame 50

(1)-Virginia 74, (6)-**Brigham Young** 60

### West Second Round; El Paso

(3)-**Utah** 94, (11)-Northeastern 69

### West Regional Semifinals; Salt Lake City

(2)-North Carolina 61, (3)-**Utah** 56

### West First Round; Los Angeles

(5)-**Wyoming** 78, (12)-Howard 43

(4)-Illinois 67, (5)-**Wyoming** 65

## 1982

### West First Round; Logan

(8)-**Wyoming** 61, (9)-Southern Cal 58

(1)-Georgetown 51, (8)-**Wyoming** 43

## 1983

### West First Round; Boise

(10)-**Utah** 52, (7)-Illinois 49

(10)-**Utah** 67, (2)-UCLA 61

### West Regional Semifinals; Ogden

(6)-North Carolina St. 75, (10)-**Utah** 56

## 1984

### Midwest First Round; Birmingham

(8)-**Brigham Young** 84, (9)-UAB 68

(1)-Kentucky 93, (8)-**Brigham Young** 68

### West Second Round; Salt Lake City

(5)-UNLV 73, (4)-**UTEP** 60

## 1985

### West First Round; Salt Lake City

(4)-UNLV 85, (13)-**San Diego St.** 80

### West First Round; Albuquerque

(11)-**UTEP** 79, (6)-Tulsa 75

(3)-North Carolina St. 86, (11)-**UTEP** 73

## 1986

### West First Round; Ogden

(7)-Bradley 83, (10)-**UTEP** 65

(3)-North Carolina 84, (14)-**Utah** 72

## 1987

### Southeast First Round; Birmingham

(7)-New Orleans 83, (10)-**Brigham Young** 79

### West First Round; Tucson

(7)-**UTEP** 98, (10)-Arizona 91 (OT)

(2)-Iowa 84, (7)-**UTEP** 82

### West First Round; Salt Lake City

(12)-**Wyoming** 64, (5)-Virginia 60

(12)-**Wyoming** 78, (4)-UCLA 68

### West Regional Semifinals; Seattle

(1)-UNLV 92, (12)-**Wyoming** 78

## 1988

### West First Round; Salt Lake City

(10)-Loyola Marymount 119, (7)-**Wyoming** 115

### West First Round; Los Angeles

(8)-Seton Hall 80, (9)-**UTEP** 64

### Midwest First Round; Atlanta

(4)-**Brigham Young** 98, (13)-NC Charlotte 92 (OT)

(5)-Louisville 97, (4)-**Brigham Young** 76

## 1989

### West First Round; Tucson

(7)-**UTEP** 85, (10)-LSU 74

(2)-Indiana 92, (7)-**UTEP** 69

### Midwest First Round; Dallas

(10)-**Colorado St.** 68, (7)-Florida 46

(2)-Syracuse 65, (10)-**Colorado St.** 50

## 1990

### East First Round; Hartford

(5)-Clemson 49, (12)-**Brigham Young** 47

### West First Round; Long Beach

(7)-Alabama 71, (10)-**Colorado St.** 54

### Southeast First Round; Richmond

(6)-Minnesota 64, (11)-**UTEP** 61 (OT)

## 1991

### East First Round; College Park

(3)-Oklahoma St. 67, (14)-**New Mexico** 54

### West First Round; Salt Lake City

(10)-**Brigham Young** 61, (7)-Virginia 48

(2)-Arizona 76, (10)-**Brigham Young** 61

### West First Round; Tucson

(4)-**Utah** 82, (13)-South Alabama 72

(4)-**Utah** 85, (5)-Michigan St. 84 (2OT)

### West Regional Semifinals; Seattle

(1)-UNLV 83, (4)-**Utah** 66

## 1992

### West First Round; Boise

(7)-LSU 94, (10)-**Brigham Young** 83

### Midwest First Round; Dayton

(9)-**UTEP** 55, (8)-Evansville 50

(9)-**UTEP** 66, (1)-Kansas 60

### Midwest Regional Semifinals; Kansas City

(4)-Cincinnati 69, (9)-**UTEP** 67

## 1993

### West First Round; Tucson

(12)-George Washington 82, (5)-**New Mexico** 68

### Midwest First Round; Chicago

(7)-**Brigham Young** 80, (10)-SMU 71

(2)-Kansas 90, (7)-**Brigham Young** 76

### Midwest First Round; Nashville

(8)-**Utah** 86, (9)-Pittsburgh 65

(1)-Kentucky 84, (8)-**Utah** 62

## 1994

### West First Round; Ogden

(4)-Syracuse 92, (13)-**Hawai'i** 78

### West First Round; Sacramento

(7)-Virginia 57, (10)-**New Mexico** 54

## 1995

### Midwest First Round; Memphis

(9)-Tulane 76, (8)-**Brigham Young** 70

### West First Round; Boise

(4)-**Utah** 76, (13)-Long Beach St. 64

### West Second Round; Boise

(5)-Mississippi St. 78, (4)-**Utah** 64

## 1996

### East First Round; Richmond

(7)-**New Mexico** 69, (10)-Kansas St. 48

(2)-Georgetown 73, (7)-**New Mexico** 62

### Midwest First Round; Dallas

(4)-**Utah** 72, (13)-Canisius 43

(4)-**Utah** 73, (5)-Iowa St. 67

### Midwest Regional Semifinals; Minneapolis

(1)-Kentucky 101, (4)-**Utah** 70

## 1997

### East First Round; Pittsburgh

(3)-**New Mexico** 59, (14)-Old Dominion 55

(6)-Louisville 64, (3)-**New Mexico** 63

### Midwest First Round; Kansas City

(5)-Tulsa 81, (12)-Boston University 52

(4)-Clemson 68, (5)-Tulsa 56

### West First Round; Tucson

(2)-**Utah** 75, (15)-Navy 61

(2)-**Utah** 77, (7)-UNC-Charlotte 58

### West Regional Semifinals; San Jose

(2)-**Utah** 82, (6)-Stanford 77 (OT)

(1)-Kentucky 72, (2)-**Utah** 59

## 1998

### East First Round; Hartford

(5)-Princeton 69, (12)-**UNLV** 57

### Midwest First Round; Oklahoma City

(12)-Florida St. 96, (5)-TCU 87

### South First Round; Lexington

(4)-**New Mexico** 79, (13)-Butler 62

(5)-Syracuse 56, (4)-**New Mexico** 46

### West First Round; Boise

(3)-**Utah** 85, (14)-San Francisco 68

(3)-**Utah** 75, (6)-Arkansas 69

### West Regional Semifinals; Anaheim

(3)-**Utah** 65, (10)-West Virginia 62

(3)-**Utah** 76, (1)-Arizona 51

### National Semifinals; San Antonio

(3)-**Utah** 65, (1)-North Carolina 59

(2)-Kentucky 78, (3)-**Utah** 69

## 1999

### West First Round; Denver

(9)-New Mexico 61, (8)-Missouri 59  
(1)-Connecticut 78, (9)-New Mexico 56

### East First Round; Charlotte

(9)-Tulsa 62, (8)-College of Charleston 53  
(1)-Duke 97, (9)-Tulsa 56

### Midwest First Round; New Orleans

(2)-Utah 80, (15)-Arkansas St. 58  
(10)-Miami, Ohio 66, (2)-Utah 58

## 2000

### West First Round; Salt Lake City

(8)-Wisconsin 66, (9)-Fresno State 56\*

### South First Round; Nashville

(7)-Tulsa 89, (10)-UNLV 62  
(7)-Tulsa 69, (2)-Cincinnati 61

### South Regional Semifinals; Austin

(7)-Tulsa 80, (6)-Miami, Fla. 71  
(8)-North Carolina 59, (7)-Tulsa 55

\*Fresno State's participation vacated

## 2001

### Midwest First Round; Dayton

(5)-Syracuse 79, (12)-Hawai'i 69

### South First Round; Memphis

(9)-Fresno State 82, (8)-California 70  
(1)-Michigan St. 81, (9)-Fresno State 65

## 2002

### West First Round; Dallas

(7)-Xavier 70, (10)-Hawai'i 58

### East First Round; St. Louis

(12)-Tulsa 71, (5)-Marquette 69  
(4)-Kentucky 87, (12)-Tulsa 82

## 2003

### Midwest First Round; Spokane

(13)-Tulsa 84, (4)-Dayton 71  
(5)-Wisconsin 61, (13)-Tulsa 60

## 2004

### Phoenix First Round

(4)-Maryland 86, (13)-UTEP 83

### St. Louis First Round

(10)-Nevada 72, (7)-Michigan State 66  
(10)-Nevada 91, (2)-Gonzaga 72

### St. Louis Semifinals

(3)-Georgia Tech 72, (10)-Nevada 67

## 2005

### Chicago First Round

(9)-Nevada 61, (8)-Texas 57

(1)-Illinois 71, (9)-Nevada 59

### Austin First round

(6)-Utah 60, (11)-UTEP 54

## 2006

### Minneapolis First Round

(12)-Montana 87, (5)-Nevada 79

### Austin First Round

(5)-Washington 75, (12)-Utah State 61

## 2007

### South First Round

(7)-Nevada 77, (10)-Creighton 71 (OT)

(2)-Memphis 78, (7)-Nevada 62

### East First Round

(4)-Texas 79, (13)-NM State 67

## 2008

### East First Round

(3)-Louisville 79, (14)-Boise State 61

## 2009

### Midwest First Round

(6)-Marquette 58, (11)-Utah State 57

## 2010

### Midwest First Round

(5)-Michigan State 70, (12)-NM State 67

(5)-Texas A&M 69, (12)-Utah State 53

## 2011

### Southeast Second Round

(5)-Kansas State 73, (12)-Utah State 68

## 2012

### Second Round; Rose Garden, Portland, Ore.

(4)-Indiana 79, (13)-NM State 66

## 2013

### Second Round; HP Pavilion, San Jose, Calif.

(4)-Saint Louis 64, (13)-NM State 44

## 2014

### Second Round; Spokane Arena, Spokane, Wash.

(4)-San Diego State 73, (13)-NM State 69 (OT)

## 2015

### Second Round; CenturyLink Center, Omaha, Neb.

(2)-Kansas 75, (15)-NM State 56



## THE WAC IN THE NATIONAL INVITATION TOURNAMENT

|                                | OVERALL  |          |          |             |          |          |          |          | AS WAC MEMBER |           |           |             |          |          |          |          |
|--------------------------------|----------|----------|----------|-------------|----------|----------|----------|----------|---------------|-----------|-----------|-------------|----------|----------|----------|----------|
|                                | App.     | W        | L        | Pct.        | 1st      | 2nd      | 3rd      | 4th      | App.          | W         | L         | Pct.        | 1st      | 2nd      | 3rd      | 4th      |
| CSU Bakersfield                | 0        | 0        | 0        | .000        | 0        | 0        | 0        | 0        | 0             | 0         | 0         | .000        | 0        | 0        | 0        | 0        |
| Chicago State                  | 0        | 0        | 0        | .000        | 0        | 0        | 0        | 0        | 0             | 0         | 0         | .000        | 0        | 0        | 0        | 0        |
| Grand Canyon                   | 0        | 0        | 0        | .000        | 0        | 0        | 0        | 0        | 0             | 0         | 0         | .000        | 0        | 0        | 0        | 0        |
| Kansas City                    | 0        | 0        | 0        | .000        | 0        | 0        | 0        | 0        | 0             | 0         | 0         | .000        | 0        | 0        | 0        | 0        |
| NM State<br>(1939-89-95-00)    | 4        | 3        | 4        | .429        | 0        | 0        | 1        | 0        | 0             | 0         | 0         | .000        | 0        | 0        | 0        | 0        |
| Seattle U<br>(1952-57)         | 2        | 0        | 2        | .000        | 0        | 0        | 0        | 0        | 0             | 0         | 0         | .000        | 0        | 0        | 0        | 0        |
| UT Rio Grande Valley<br>(1981) | 1        | 0        | 1        | .000        | 0        | 0        | 0        | 0        | 0             | 0         | 0         | .000        | 0        | 0        | 0        | 0        |
| Utah Valley<br>(2014)          | 1        | 0        | 1        | .000        | 0        | 0        | 0        | 0        | 1             | 0         | 1         | .000        | 0        | 0        | 0        | 0        |
| <b>Totals*</b>                 | <b>8</b> | <b>3</b> | <b>8</b> | <b>.273</b> | <b>0</b> | <b>0</b> | <b>1</b> | <b>0</b> | <b>74</b>     | <b>89</b> | <b>76</b> | <b>.539</b> | <b>2</b> | <b>3</b> | <b>2</b> | <b>2</b> |

\*WAC totals include records compiled by Boise State (2-1), Brigham Young (6-3), Colorado State (6-4), Denver (1-1), Fresno State (14-9), Hawai'i (10-8), Louisiana Tech (3-3), Nevada (5-5), UNLV (2-2), New Mexico (13-14), Rice (0-2), San Diego State (0-1), SMU (0-1), TCU (3-2), UTEP (5-7), Tulsa (5-0), Utah (8-5), Utah State (0-2) and Wyoming (6-6) as WAC members. **Boldface** indicates appearance as WAC member.

### NIT RESULTS

#### 1964 (at New York City)

New Mexico 65, Drake 60  
New Mexico 72, NYU 65  
Bradley 86, New Mexico 54 (Finals)

#### 1965 (at New York City)

St. John's 61, New Mexico 54

#### 1966 (at New York City)

Brigham Young 90, Temple 78  
Brigham Young 66, Army 60  
Brigham Young 97, NYU 84 (Finals)

#### 1967 (at New York City)

New Mexico 66, Syracuse 64  
Rutgers 65, New Mexico 60

#### 1968 (at New York City)

Villanova 77, Wyoming 66

#### 1969 (at New York City)

Army 51, Wyoming 49

#### 1970 (at New York City)

Utah 78, Duke 75  
Marquette 83, Utah 63

#### 1972 (at New York City)

Niagara 76, UTEP 57

#### 1973 (at New York City)

Virginia Tech 65, New Mexico 63

#### 1974 (at New York City)

Utah 102, Rutgers 89  
Utah 92, Memphis State 78  
Utah 117, Boston College 93  
Purdue 87, Utah 81 (Finals)

#### 1979

Texas A&M 79, **New Mexico** 68

#### 1980

UTEP 58, **Wichita State** 56  
**Michigan** 74, UTEP 65

#### 1981

UTEP 57, San Jose State 53  
Tulsa 76, UTEP 72

#### 1982

Washington 66, **Brigham Young** 63

#### 1983

**Fresno State** 71, UTEP 64

#### 1984

Lamar 64, **New Mexico** 61

#### 1985

**New Mexico** 80, Texas A&M 67  
**Fresno State** 66, New Mexico 55

#### 1986

**Brigham Young** 67, SMU 63  
**Brigham Young** 93, UC Irvine 80  
**Ohio State** 79, Brigham Young 68  
Texas 69, **New Mexico** 66  
**Wyoming** 79, Texas A&M 70  
**Wyoming** 99, Loyola Marymount 90  
**Wyoming** 62, Clemson 57  
**Semifinals (at New York City)**  
Wyoming 67, Florida 58  
**Finals (at New York City)**  
Ohio State 73, Wyoming 63

#### 1987

**Boise State** 62, Utah 61  
Oregon State 85, **New Mexico** 82

#### 1988

**Evansville** 66, Utah 55  
**New Mexico** 86, Pepperdine 75  
**New Mexico** 78, Oregon 59  
Ohio State 68, **New Mexico** 65  
**Colorado State** 63, New Orleans 54  
**Colorado State** 71, Houston 61  
**Colorado State** 69, Arkansas State 49  
**Semifinals (at New York City)**  
Ohio State 64, Colorado State 62  
**Consolation (at New York City)**  
Colorado State 58, Boston College 57

#### 1989

**New Mexico** 91, Santa Clara 76  
**New Mexico** 86, Pepperdine 69  
Saint Louis 66, **New Mexico** 65  
**California** 73, Hawai'i 57

#### 1990

**Hawai'i** 69, Stanford 57  
**Hawai'i** 84, Long Beach State 79  
**New Mexico** 80, Hawai'i 58  
**New Mexico** 89, Oregon 78  
**New Mexico** 90, Oklahoma State 88  
**New Mexico** 80, Hawai'i 58  
**Semifinals (at New York City)**  
Saint Louis 80, New Mexico 73  
**Consolation (at New York City)**  
Penn State 83, New Mexico 81 (OT)

#### 1991

**Wyoming** 63, Butler 61  
**Colorado** 83, Wyoming 75

## 1992

**New Mexico** 90, Louisiana Tech 84  
**New Mexico** 79, Washington State 71  
**Virginia** 76, New Mexico 71  
**Utah** 72, Ball State 57  
 Utah 60, **Arizona State** 58  
**Utah** 84, Rhode Island 72  
**Semifinals (at New York City)**  
 Notre Dame 58, Utah 55  
**Consolation (at New York City)**  
 Utah 81, Florida 78

## 1993

**UTEP** 67, Houston 61  
**Georgetown** 71, UTEP 44

## 1994

**Brigham Young** 74, Arizona State 67  
**Fresno State** 68, Brigham Young 66  
**Fresno State** 79, Southern Cal 76 (OT)  
**Fresno State** 68, Brigham Young 66  
**Kansas State** 115, Fresno State 77

## 1995

**UTEP** 90, Montana 60  
 New Mexico State 92, **UTEP** 89 (OT)

## 1996

Nebraska 91, **Colorado State** 83  
**Fresno State** 58, Miami (OH) 57  
**Fresno State** 80, Michigan State 70  
 Nebraska 83, **Fresno State** 71

## 1997

Nevada 97, **Fresno State** 86  
**Hawai'i** 71, Oregon 61  
**UNLV** 89, Hawai'i 80  
**UNLV** 66, Memphis 62  
**UNLV** 89, Hawai'i 80  
**Arkansas** 86, UNLV 73  
**TCU** 85, Alabama-Birmingham 62  
**Notre Dame** 82, TCU 72

## 1998

**Minnesota** 77, Colorado State 65  
 Gonzaga 69, **Wyoming** 55  
**Hawai'i** 90, Arizona State 73  
**Hawai'i** 78, Gonzaga 70  
 Fresno State 85, **Hawai'i** 83  
 Fresno State 73, **Pacific** 70  
**Fresno State** 83, Memphis 80  
 Fresno State 85, **Hawai'i** 83  
**Semifinals (at New York City)**  
 Minnesota 91, Fresno State 89 (OT)  
**Consolation (at New York City)**  
 Georgia 95, Fresno State 79

## 1999

**Nebraska** 68, UNLV 55  
 TCU 72, **Kansas State** 71  
**TCU** 101, Nebraska 89  
 Oregon 77, **TCU** 68  
 Colorado State 69, **Mississippi State** 56  
 Colorado State 86, **Colorado** 76  
**California** 71, Colorado State 62  
 Wyoming 81, **Southern California** 77  
**Oregon** 93, Wyoming 72  
**California** 79, Fresno State 71

## 2000

**Southwest Missouri State** 77, SMU 64

## 2001

**UTEP** 84, McNeese State 74  
**Memphis** 90, UTEP 65  
**Tulsa** 75, UC-Irvine 71  
 Tulsa 76, **Minnesota** 73 (OT)  
 Tulsa 77, **Mississippi State** 75  
**Semifinals (at New York City)**  
 Tulsa 72, Memphis 64  
**Finals (at New York City)**  
 Tulsa 79, Alabama 60

## 2002

**Louisiana Tech** 83, Louisiana-Lafayette 63  
**Louisiana Tech** 83, Vanderbilt 68  
**Villanova** 67, Louisiana Tech 64  
 Temple 81, **Fresno State** 75

## 2003

**Texas Tech** 66, Nevada 54  
 Hawai'i 85, **UNLV** 68  
**Minnesota** 84, Hawai'i 70

## 2004

**Boise State** 84, UNLV 69  
**Boise State** 73, Wisconsin-Milwaukee 70  
**Marquette** 66, Boise State 53  
 Hawai'i 85, **Utah State** 74  
**Hawai'i** 84, Nebraska 83  
**Michigan** 88, Hawai'i 73  
**Wisconsin-Milwaukee** 91, Rice 63

## 2005

**Southwest Missouri State** 105, Rice 82

## 2006

**Clemson** 69, Louisiana Tech 53

## 2007

**Michigan** 68, Utah State 58  
**Georgia** 88, Fresno State 78

## 2008

**Illinois State** 61, Utah State 57

## 2010

Nevada 74, **Wichita State** 70  
**Rhode Island** 85, Nevada 83

## 2012

Nevada 68, **Oral Roberts** 59  
**Nevada** 75, Bucknell 67  
**Stanford** 84, Nevada 56

## 2013

**Denver** 61, Ohio 57  
**Maryland** 62, Denver 52  
 Louisiana Tech 71, **Florida State** 66  
**Southern Miss** 63, Louisiana Tech 52

## 2014

**California** 77, Utah Valley 64

## PRESEASON NIT RESULTS

### 1985 (at Denver)

Washington 82, UTEP 53

### 1987

**New Mexico** 88, Weber State 72  
**New Mexico** 77, UCLA 66  
**Semifinals (at New York City)**  
 Seton Hall 88, New Mexico 67  
**Consolation (at New York City)**  
 Iowa State 107, New Mexico 96

## 1988

**Wyoming** 70, SMU 65  
**Syracuse** 107, Wyoming 81

## 1989

**California** 70, Air Force 49

## 1990

East Tennessee State 83, **Brigham Young** 80

## 1991

Colorado State 80, **Boise State** 67  
**Georgia Tech** 84, Colorado State 67

## 1992

**UTEP** 90, George Mason 71  
**UCLA** 73, UTEP 72

## 1994

San Francisco 80, **New Mexico** 74

## 1995

Weber State 102, **Fresno State** 86

## 1996

Tulsa 77, **UCLA** 76 (OT)  
**Tulsa** 72, Oklahoma State 54  
**Semifinals (at New York City)**  
 Duke 72, Tulsa 67  
**Consolation (at New York City)**  
 Tulsa 55, Evansville 51

## 1997

**UNLV** 84, Eastern Michigan 66  
**Kansas** 92, UNLV 68

## 1998

**Stanford** 86, SMU 51

## 2001

**Fresno State** 92, Montana State 70  
**Fresno State** 65, USC 58  
**Semifinals (at New York City)**  
 Wake Forest 62, Fresno State 61  
**Consolation (at New York City)**  
 Fresno State 63, Michigan State 58

## 2002

Eastern Illinois 73, **Boise State** 59  
**Florida** 76, Louisiana Tech 55

## 2003

**Nevada** 69, Vermont 49  
**Connecticut** 93, Nevada 79

## 2004

Wright State 72, **Tulsa** 66 (OT)

## 2005

**UCLA** 83, New Mexico State 70

## 2011

**Stanford** 75, Fresno State 59  
 Fresno State 54, SMU 52  
 Manhattan 85, Fresno State 83  
 UTSA 83, Fresno State 79

*Home team in boldface*

| TOURNAMENT W-L RECORDS |      |     |      |      |     |      |     |        |       | FORMER MEMBERS  |                |                |   |
|------------------------|------|-----|------|------|-----|------|-----|--------|-------|-----------------|----------------|----------------|---|
|                        | CSUB | CSU | UMKC | NMSU | SU  | UTPA | UVU | Former | Total | Team            | WAC Tournament | Team           | WAC Tournament  |
| <b>CSU Bakersfield</b> | -    | 1-0 | 0-0  | 0-2  | 0-0 | 0-0  | 1-0 | 0-0    | 2-2   | Air Force       | 4-13           | San Jose State | 4-16  |
| <b>Chicago State</b>   | 0-1  | -   | 0-0  | 0-0  | 0-1 | 0-0  | 0-0 | 0-0    | 0-2   | Boise State     | 10-9           | SMU            | 6-9   |
| <b>UMKC</b>            | 0-0  | 0-0 | -    | 0-0  | 0-1 | 1-0  | 0-0 | 0-1    | 1-2   | Brigham Young   | 12-13          | Texas State    | 2-1   |
| <b>NM State</b>        | 2-0  | 0-0 | 0-0  | -    | 2-0 | 0-0  | 0-0 | 18-4   | 22-4  | Colorado State  | 8-16           | TCU            | 5-5   |
| <b>Seattle U</b>       | 0-0  | 1-0 | 1-0  | 0-2  | -   | 0-0  | 0-0 | 0-1    | 2-3   | Denver          | 0-1            | UTEP           | *27-15  |
| <b>UTRGV</b>           | 0-0  | 0-0 | 0-1  | 0-0  | 0-0 | -    | 0-1 | 0-0    | 0-2   | Fresno State    | 11-17          | Tulsa          | 12-8  |
| <b>Utah Valley</b>     | 0-1  | 0-0 | 0-0  | 0-0  | 0-0 | 1-0  | -   | 0-1    | 1-2   | Hawai'i         | *22-24         | UT Arlington   | 2-1   |
|                        |      |     |      |      |     |      |     |        |       | Idaho           | 3-9            | UTSA           | 2-1   |
|                        |      |     |      |      |     |      |     |        |       | Louisiana Tech  | 6-11           | Utah           | 20-13   |
|                        |      |     |      |      |     |      |     |        |       | UNLV            | 5-2            | Utah State     | 12-6  |
|                        |      |     |      |      |     |      |     |        |       | Nevada          | 16-10          | Wyoming        | 10-13   |
|                        |      |     |      |      |     |      |     |        |       | New Mexico      | 22-14          |                |   |
|                        |      |     |      |      |     |      |     |        |       | Rice            | 4-8            |                |   |
|                        |      |     |      |      |     |      |     |        |       | San Diego State | 10-11          |                |   |
|                        |      |     |      |      |     |      |     |        |       |                 |                |                | <i>*Includes 1996 forfeit by UTEP against Hawai'i</i> |

| YEAR-BY-YEAR RESULTS   |   |   |
|--|---|---|
| <b>1984</b>  | <b>1986</b>   | <b>1988 (at Provo)</b>  |
| <b>Seeds:</b> 1-UTEP, 2-BYU, 3-UNM, 4-UW, 5-CSU, 6-UH, 7-UU, 8-AFA   | <b>Seeds:</b> 1-UW, 2-UTEP, 3-UU, 4-BYU, 5-UNM, 6-SDSU, 7-CSU, 8-AFA, 9-UH  | <b>Seeds:</b> 1-BYU, 2-UW, 3-UU, 4-UTEP, 5-UNM, 6-CSU, 7-SDSU, 8-AFA, 9-UH  |
| <b>1st Round</b><br>Utah 69, Hawai'i 65 (at Salt Lake City)<br>Colorado State 61, Air Force 56 (at Fort Collins)   | <b>Preliminary Round</b><br>Air Force 64, Hawai'i 58 (at Colorado Springs)  | <b>Preliminary Round</b><br>Hawai'i 84, Air Force 76  |
| <b>2nd Round</b><br>New Mexico 56, Utah 45 (at Albuquerque)<br>Wyoming 40, Colorado State 36 (at Laramie)  | <b>Quarterfinals (at Laramie)</b><br>San Diego State 73, Utah 71<br>UTEP 58, Colorado State 50<br>New Mexico 79, Brigham Young 68<br>Wyoming 67, Air Force 65           | <b>Quarterfinals</b><br>Colorado State 78, Utah 68<br>Wyoming 83, San Diego State 76<br>UTEP 74, New Mexico 61<br>Brigham Young 76, Hawai'i 74                        |
| <b>Semifinals (at El Paso)</b><br>New Mexico 64, Brigham Young 55<br>UTEP 62, Wyoming 55   | <b>Semifinals (at Laramie)</b><br>UTEP 78, San Diego State 76<br>Wyoming 56, New Mexico 54  | <b>Semifinals</b><br>Wyoming 60, Colorado State 58<br>UTEP 66, Brigham Young 63   |
| <b>Championship (at El Paso)</b><br>UTEP 44, New Mexico 38   | <b>Championship (at Laramie)</b><br>UTEP 65, Wyoming 64   | <b>Championship</b><br>Wyoming 79, UTEP 75  |
| <b>Tournament MVP</b> – Juden Smith, UTEP  | <b>All-Tournament Team</b><br>John Brown, New Mexico<br>Fennis Dembo, Wyoming<br>Eric Leckner, Wyoming (MVP)<br>Juden Smith, UTEP<br>Anthony Watson, San Diego State    | <b>All-Tournament Team</b><br>Fennis Dembo, Wyoming<br>Pat Durham, Colorado State<br>Tim Hardaway, UTEP<br>Eric Leckner, Wyoming (MVP)<br>Chris Sandle, UTEP          |
| <b>1985</b>  | <b>1987 (at Albuquerque)</b>  | <b>1989 (at Salt Lake City)</b>   |
| <b>Seeds:</b> 1-UTEP, 2-SDSU, 3-UNM, 4-CSU, 5-BYU, 6-UU, 7-UW, 8-UH, 9-AFA   | <b>Seeds:</b> 1-UTEP, 2-BYU, 3-UNM, 4-UW, 5-UU, 6-CSU, 7-AFA, 8-UH, 9-SDSU  | <b>Seeds:</b> 1-CSU, 2-UTEP, 3-UNM, 4-UH, 5-BYU, 6-AFA, 7-UW, 8-UU, 9-SDSU  |
| <b>1st Round</b><br>Air Force 82, Brigham Young 79 (at Provo)<br>Utah 61, Wyoming 60 (at Salt Lake City)<br>Colorado State 73, Hawai'i 68 (OT) (at Fort Collins)         | <b>Preliminary Round</b><br>San Diego State 93, Hawai'i 90 (at San Diego)   | <b>Preliminary Round</b><br>Utah 70, San Diego State 57   |
| <b>Quarterfinals</b><br>Utah 66, Air Force 64 (at Salt Lake City)<br>New Mexico 62, Colorado State 56 (at Albuquerque)   | <b>Quarterfinals</b><br>New Mexico 92, Colorado State 77<br>Wyoming 54, Utah 52<br>Brigham Young 82, Air Force 79 (OT)<br>UTEP 85, San Diego State 65                   | <b>Quarterfinals</b><br>New Mexico 74, Air Force 60<br>UTEP 88, Wyoming 81 (2OT)<br>Hawai'i 72, Brigham Young 69<br>Colorado State 52, Utah 50                        |
| <b>Semifinals (at El Paso)</b><br>San Diego State 98, New Mexico 84<br>UTEP 82, Utah 73 (OT)   | <b>Semifinals</b><br>New Mexico 93, Brigham Young 86<br>Wyoming 77, UTEP 74   | <b>Semifinals</b><br>UTEP 89, New Mexico 57<br>Colorado State 50, Hawai'i 46  |
| <b>Championship (at El Paso)</b><br>San Diego State 87, UTEP 81  | <b>Championship</b><br>Wyoming 64, New Mexico 62  | <b>Championship</b><br>UTEP 73, Colorado State 60   |
| <b>All-Tournament Team</b><br>Leonard Allen, San Diego State<br>Dave Fietl, UTEP<br>Luster Goodwin, UTEP (MVP)<br>Manny Hendrix, Utah<br>Anthony Watson, San Diego State | <b>All-Tournament Team</b><br>Hunter Greene, New Mexico<br>Jeep Jackson, UTEP<br>Eric Leckner, Wyoming (MVP)<br>Rob Loeffel, New Mexico<br>Michael Smith, Brigham Young | <b>All-Tournament Team</b><br>Reggie Cross, Hawai'i<br>Pat Durham, Colorado State<br>Tim Hardaway, UTEP (MVP)<br>Michael Smith, Brigham Young<br>Prince Stewart, UTEP |

## 1990 (at El Paso)

**Seeds:** 1-CSU, 2-BYU, 3-UH, 4-UTEP,  
5-UNM, 6-UW, 7-UU, 8-SDSU, 9-AFA

### Preliminary Round

Air Force 70, San Diego State 64 (OT)

### Quarterfinals

Hawai'i 66, Wyoming 63  
Utah 62, Brigham Young 61 (OT)  
UTEP 78, New Mexico 61  
Air Force 58, Colorado State 51

### Semifinals

UTEP 57, Air Force 54  
Hawai'i 66, Utah 60

### Championship

UTEP 75, Hawai'i 58

### All-Tournament Team

Troy Bowe, Hawai'i  
Jeff Bowling, Air Force  
Raymond Dudley, Air Force  
Greg Foster, UTEP (MVP)  
Prince Stewart, UTEP

## 1991 (at Laramie)

**Seeds:** 1-UU, 2-BYU, 3-UNM, 4-UW,  
5-UTEP, 6-UH, 7-CSU, 8-SDSU, 9-AFA

### Preliminary Round

San Diego State 58, Air Force 51

### Quarterfinals

Hawai'i 68, New Mexico 67  
Brigham Young 69, Colorado State 56  
Wyoming 71, UTEP 67  
Utah 67, San Diego State 56

### Semifinals

Brigham Young 73, Hawai'i 71 (OT)  
Utah 67, Wyoming 63

### Championship

Brigham Young 51, Utah 49 (OT)

### All-Tournament Team

Shawn Bradley, Brigham Young (MVP)  
Josh Grant, Utah  
Ray Reed, Hawai'i  
Reggie Slater, Wyoming  
Gary Trost, Brigham Young

## 1992 (at Fort Collins)

**Seeds:** 1-BYU, 2-UTEP, 3-UNM, 4-UU,  
5-UH, 6-UW, 7-CSU, 8-AFA

### Quarterfinals

New Mexico 89, Wyoming 83  
UTEP 66, Colorado State 65  
Brigham Young 72, Air Force 51  
Utah 81, Hawai'i 69

### Semifinals

UTEP 83, New Mexico 72  
Brigham Young 75, Utah 62

### Championship

Brigham Young 73, UTEP 71

### All-Tournament Team

Willie Banks, New Mexico  
Eddie Rivera, UTEP (MVP)  
Reginald Slater, Wyoming  
Prince Stewart, UTEP  
Gary Trost, Brigham Young

## 1993 (at Delta Center, SLC)

**Seeds:** 1-UU, 2-BYU, 3-UNM, 4-UTEP, 5-CSU,  
6-FS, 7-UH, 8-UW, 9-SDSU, 10-AFA

### Preliminary Round

Hawai'i 62, Air Force 54  
San Diego State 59, Wyoming 57

### Quarterfinals

New Mexico 72, Fresno State 48  
Brigham Young 85, Hawai'i 71  
Utah 85, San Diego State 64  
UTEP 70, Colorado State 65

### Semifinals

New Mexico 68, Brigham Young 59  
UTEP 90, Utah 85 (OT)

### Championship

New Mexico 76, UTEP 65

### All-Tournament Team

Josh Grant, Utah  
Steve Logan, New Mexico  
Jared Miller, Brigham Young  
Eddie Rivera, UTEP  
Ike Williams, New Mexico (MVP)

## 1994 (at Delta Center, SLC)

**Seeds:** 1-UNM, 2-FS, 3-BYU, 4-UH, 5-CSU,  
6-UU, 7-UTEP, 8-UW, 9-SDSU, 10-AFA

### Preliminary Round

UTEP 72, Air Force 58  
San Diego State 54, Wyoming 51

### Quarterfinals

Brigham Young 96, Utah 65  
Fresno State 88, UTEP 66  
New Mexico 61, San Diego State 56  
Hawai'i 65, Colorado State 61

### Semifinals

Brigham Young 87, Fresno State 72  
Hawai'i 61, New Mexico 58

### Championship

Hawai'i 73, Brigham Young 66

### All-Tournament Team

Greg Brown, New Mexico  
Carl Ray Harris, Fresno State  
Russell Larson, Brigham Young  
Kenneth Roberts, Brigham Young  
Trevor Ruffin, Hawai'i (MVP)

## 1995 (at Albuquerque)

**Seeds:** 1-UU, 2-BYU, 3-UTEP, 4-UW, 5-UNM,  
6-UH, 7-CSU, 8-FS, 9-SDSU, 10-AFA

### Preliminary Round

Colorado State 84, Air Force 75  
San Diego State 71, Fresno State 57

### Quarterfinals

Hawai'i 66, UTEP 65  
Colorado State 75, Brigham Young 73  
Utah 72, San Diego State 63  
New Mexico 63, Wyoming 56

### Semifinals

Hawai'i 66, Colorado State 64  
Utah 86, New Mexico 50

### Championship

Utah 67, Hawai'i 54

### All-Tournament Team

Brandon Jessie, Utah  
Delmonte Madison, Colorado State  
Tony Maroney, Hawai'i  
Keith Van Horn, Utah (MVP)  
Joe Vogel, Colorado State



# WAC Tournament History

## 1996 (at Albuquerque)

**Seeds:** 1-UU, 2-UNM, 3-FS, 4-CSU, 5-BYU, 6-UW, 7-SDSU, 8-UH, 9-UTEP, 10-AFA

### Preliminary Round

San Diego State 80, Air Force 69  
UTEP 77, Hawai'i 69 (Forfeit)

### Quarterfinals

Fresno State 91, Wyoming 82  
Colorado State 100, Brigham Young 84  
Utah 76, Hawai'i 63  
New Mexico 94, San Diego State 75

### Semifinals

New Mexico 104, Fresno State 99 (3OT)  
Utah 71, Colorado State 69

### Championship

New Mexico 64, Utah 60

### All-Tournament Team

David Evans, Colorado State  
Charles Smith, New Mexico  
Kenny Thomas, New Mexico (MVP)  
Keith Van Horn, Utah  
Dominick Young, Fresno State

## 1997 (at Las Vegas)

**Seeds:** P1-FS, P2-UH, P3-UNLV, P4-CSU, P5-UW, P6-SJSU; M1-UU, M2-TU, M3-UNM, M4-TCU, M5-SMU, M6-RU

### Preliminary Round

UNLV 71, Rice 61  
TCU 72, Wyoming 61  
SMU 93, Colorado State 89  
New Mexico 103, San Jose State 70

### Quarterfinals

Tulsa 68, UNLV 65  
TCU 106, Fresno State 81  
Utah 59, SMU 58  
New Mexico 65, Hawai'i 57

### Semifinals

TCU 64, Tulsa 59  
Utah 72, New Mexico 70

### Championship

Utah 89, TCU 68

### All-Tournament Team

Michael Doleac, Utah  
Malcolm Johnson, TCU  
Mike Jones, TCU  
Lamont Long, New Mexico  
Keith Van Horn, Utah (MVP)

## 1998 (at Las Vegas)

**Seeds:** P1-TCU, P2-FS, P3-TU, P4-UH, P5-SMU, P6-SDSU; M1-UU, M2-UNM, M3-UW, M4-CSU, M5-UNLV, M6-BYU

### Preliminary Round

Tulsa 59, Brigham Young 56  
SMU 76, Colorado State 71  
San Diego State 60, Wyoming 57 (OT)  
UNLV 64, Hawai'i 59

### Quarterfinals

New Mexico 60, Tulsa 59  
TCU 71, SMU 69  
Fresno State 92, San Diego State 57  
UNLV 54, Utah 51

### Semifinals

New Mexico 80, TCU 73  
UNLV 76, Fresno State 67

### Championship

UNLV 56, New Mexico 51

### All-Tournament Team

Mark Dickel, UNLV  
Brian Keefe, UNLV  
Lamont Long, New Mexico  
Tyrone Nesby, UNLV  
Kenny Thomas, New Mexico (MVP)

## 1999 (at Las Vegas)

**Seeds:** P1-UU, P2-UNM, P3-FS, P4-UTEP, P5-BYU, P6-SJSU; M1-UNLV, M2-TU, M3-RU, M4-TCU, M5-SMU, M6-CSU

### Preliminary Round

Fresno State 80, Colorado State 59  
Brigham Young 90, TCU 74  
Rice 64, San Jose State 61  
SMU 65, UTEP 64

### Quarterfinals

Tulsa 85, Fresno State 56  
Utah 81, Brigham Young 62  
New Mexico 51, Rice 49  
SMU 71, UNLV 70

### Semifinals

Utah 64, Tulsa 61 (OT)  
New Mexico 57, SMU 56

### Championship

Utah 60, New Mexico 45

### All-Tournament Team

Alex Jenson, Utah (MVP)  
Lamont Long, New Mexico  
Andre Miller, Utah  
Michael Ruffin, Tulsa  
Jeryl Sasser, SMU

## 2000 (at Fresno)

**Seeds:** 1-TU, 2-FS, 3-SMU, 4-TCU, 5-SJSU, 6-UH, 7-UTEP, 8-RU

### Quarterfinals

Tulsa 71, Rice 51  
TCU 84, San Jose State 71  
Hawai'i 87, SMU 82  
Fresno State 79, UTEP 70

### Semifinals

Tulsa 93, TCU 71  
Fresno State 103, Hawai'i 100 (2OT)

### Championship

Fresno State 75, Tulsa 72

*NOTE: Fresno State's participation vacated*

### All-Tournament Team

Courtney Alexander, Fresno State (MVP)  
Eric Coley, Tulsa  
Troy Ostler, Hawai'i  
Terrance Roberson, Fresno State  
David Shelton, Tulsa

## 2001 (at Tulsa)

**Seeds:** 1-FS, 2-TU, 3-UTEP, 4-TCU, 5-UH, 6-SMU, 7-SJSU, 8-RU, 9-NEV

### Preliminary Round

Rice 60, Nevada 44

### Quarterfinals

Fresno State 60, Rice 52  
Hawai'i 99, TCU 79  
UTEP 74, SMU 70  
Tulsa 64, San Jose State 53

### Semifinals

Hawai'i 76, Fresno State 67  
Tulsa 59, UTEP 56

### Championship

Hawai'i 78, Tulsa 72 (OT)

### All-Tournament Team

Carl English, Hawai'i (MVP)  
Kevin Johnson, Tulsa  
Antonio Reed, Tulsa  
Predrag Savovic, Hawai'i  
David Shelton, Tulsa

## 2002 (at Tulsa)

Seeds: 1-UH, 2-TU, 3-LTU, 4-SMU, 5-NEV, 6-FS, 7-BSU, 8-RU, 9-SJSU, 10-UTEP

### First Round

San Jose State 58, Rice 57  
Boise State 73, UTEP 72 (OT)

### Quarterfinals

Hawai'i 71, San Jose State 56  
Nevada 72, SMU 66  
Fresno State 72, Louisiana Tech 69  
Tulsa 72, Boise State 53

### Semifinals

Hawai'i 90, Nevada 68  
Tulsa 81, Fresno State 65

### Championship

Hawai'i 73, Tulsa 59

### All-Tournament Team

Melvin Ely, Fresno State  
Greg Harrington, Tulsa  
Kevin Johnson, Tulsa  
Phil Martin, Hawai'i  
Predrag Savovic, Hawai'i (MVP)

## 2003 (at Tulsa)

Seeds: 1-TU, 2-SMU, 3-NEV, 4-RU, 5-UH, 6-LTU, 7-BSU, 8-SJSU, 9-UTEP

### First Round

UTEP 86, San Jose State 80

### Quarterfinals

SMU 65, Boise State 58  
Nevada 72, Louisiana Tech 66  
Hawai'i 62, Rice 61 (OT)  
Tulsa 81, UTEP 47

### Semifinals

Nevada 81, SMU 66  
Tulsa 66, Hawai'i 56

### Championship

Tulsa 75, Nevada 64

### All-Tournament Team

Carl English, Hawai'i  
Kevin Jonson, Tulsa (MVP)  
Quinton Ross, SMU  
Kirk Snyder, Nevada  
Dante Swanson, Tulsa

## 2004 (at Fresno)

Seeds: 1-NEV, 2-UTEP, 3-BSU, 4-RU, 5-UH, 6-FS, 7-LTU, 8-SMU, 9-TU, 10-SJSU

### First Round

SMU 79, Tulsa 60  
Louisiana Tech 57, San Jose State 51

### Quarterfinals

Nevada 75, SMU 60  
Rice 70, Hawai'i 68  
UTEP 62, Louisiana Tech 55  
Boise State 71, Fresno State 54

### Semifinals

Nevada 67, Rice 59  
UTEP 83, Boise State 75

### Championship

Nevada 66, UTEP 60

### All-Tournament Team

Todd Okeson, Nevada  
Filiberto Rivera, UTEP  
Kirk Snyder, Nevada (MVP)  
Omar Thomas, UTEP  
Jason Williams, UTEP

## 2005 (at Reno)

Seeds: 1-NEV, 2-UTEP, 3-RU, 4-FS, 5-LTU, 6-SMU, 7-UH, 8-BSU, 9-TU, 10-SJSU

### First Round

Hawai'i 72, San Jose State 48  
Boise State 83, Tulsa 73

### Quarterfinals

UTEP 80, Hawai'i 62  
Rice 63, SMU 47  
Fresno State 84, Louisiana Tech 81 (OT)  
Boise State 73, Nevada 72

### Semifinals

UTEP 85, Rice 77  
Boise State 86, Fresno State 85

### Championship

UTEP 91, Boise State 76

### All-Tournament Team

Jermaine Blackburn, Boise State  
Jason Ellis, Boise State  
Michael Harris, Rice  
Filiberto Rivera, UTEP (MVP)  
Omar Thomas, UTEP

## 2006 (at Reno)

Seeds: 1-NEV, 2-USU, 3-LTU, 4-UH, 5-NMSU, 6-BSU, 7-SJSU, 8-UI

### Quarterfinals

Louisiana Tech 75, Boise State 64  
Utah State 76, San Jose State 69  
Nevada 68, Idaho 55  
NM State 58, Hawai'i 57

### Semifinals

Utah State 68, Louisiana Tech 64  
Nevada 70, NM State 59

### Championship

Nevada 70, Utah State 63 (OT)

### All-Tournament Team

Mo Charlos, Nevada  
Nick Fazekas, Nevada (MVP)  
Nate Harris, Utah State  
Marcelus Kemp, Nevada  
Paul Millsap, Louisiana Tech

## 2007 (at Las Cruces)

Seeds: 1-NEV, 2-NMSU, 3-FS, 4-USU, 5-UH, 6-BSU, 7-LTU, 8-SJSU, 9-UI

### First Round

Idaho 50, San Jose State 49

### Quarterfinals

Nevada 88, Idaho 56  
Utah State 73, Hawai'i 70  
Boise State 77, Fresno State 73  
NM State 77, Louisiana Tech 70

### Semifinals

Utah State 79, Nevada 77  
NM State 88, Boise State 69

### Championship

NM State 72, Utah State 70

### All-Tournament Team

Jaycee Carroll, Utah State  
Justin Hawkins, NM State (MVP)  
Elijah Ingram, NM State  
Marcelus Kemp, Nevada  
Chaz Spicer, Utah State

# WAC Tournament History

## 2008 (at Las Cruces)

Seeds: 1-USU, 2-NEV, 3-NMSU, 4-BSU, 5-UH, 6-UI, 7-FS, 8-SJSU, 9-LTU

### First Round

San Jose State 64, Louisiana Tech 62

### Quarterfinals

Boise State 80, Hawai'i 74  
Utah State 85, San Jose State 65  
Nevada 64, Fresno State 57  
NM State 73, Idaho 53

### Semifinals

Boise State 88, Utah State 78  
NM State 83, Nevada 75

### Championship

Boise State 107, NM State 102 (3OT)

### All-Tournament Team

Matt Bauscher, Boise State  
Jaycee Carroll, Utah State  
Justin Hawkins, NM State  
Reggie Larry, Boise State (MVP)  
Matt Nelson, Boise State

## 2009 (at Reno)

Seeds: 1-USU, 2-NEV, 3-UI, 4-BSU, 5-NMSU, 6-LTU, 7-SJSU, 8-UH, 9-FS

### First Round

Fresno State 62, Hawai'i 58

### Quarterfinals

NM State 80, Boise State 70  
Utah State 85, Fresno State 68  
Nevada 78, San Jose State 69  
Louisiana Tech 70, Idaho 62

### Semifinals

Utah State 71, NM State 70  
Nevada 77, Louisiana Tech 68

### Championship

Utah State 72, Nevada 62

### All-Tournament Team

Luke Babbitt, Nevada  
Armon Jones, Nevada  
Jared Quayle, Utah State  
Tai Wesley, Utah State  
Gary Wilkinson, Utah State (MVP)

## 2010 (at Reno)

Seeds: 1-USU, 2-NEV, 3-NMSU, 4-LTU, 5-FS, 6-SJSU, 7-UI, 8-BSU

### Quarterfinals

Utah State 84, Boise State 60  
Louisiana Tech 74, Fresno State 66  
Nevada 87, Idaho 71  
NM State 90, San Jose State 69

### Semifinals

Utah State 85, Louisiana Tech 55  
NM State 80, Nevada 79

### Championship

NM State 69, Utah State 63

### All-Tournament Team

Luke Babbitt, Nevada  
Troy Gillenwater, NM State  
Jared Quayle, Utah State  
Tai Wesley, Utah State  
Jahmar Young, NM State (MVP)

## 2011 (at Las Vegas)

Seeds: 1-USU, 2-BSU, 3-NMSU, 4-UI, 5-UH, 6-NEV, 7-FS, 8-SJSU

### First Round

San Jose State 75, Hawai'i 74  
Nevada 90, Fresno State 80

### Quarterfinals

San Jose State 74, Idaho 68  
NM State 66, Nevada 60

### Semifinals

Utah State 58, San Jose State 54  
Boise State 81, NM State 63

### Championship

Utah State 77, Boise State 69

### All-Tournament Team

La'Shard Anderson, Boise State  
Nate Bendall, Utah State  
Adrian Oliver, San Jose State  
Brockeith Pane, Utah State (MVP)  
Tai Wesley, Utah State

## 2012 (at Las Vegas)

Seeds: 1-NEV, 2-NMSU, 3-UI, 4-LTU, 5-USU, 6-UH, 7-FS, 8-SJSU

### Quarterfinals

Hawai'i 72, Idaho 70  
NM State 65, Fresno State 49  
Nevada 54, San Jose State 44  
Louisiana Tech 72, Utah State 70

### Semifinals

NM State 92, Hawai'i 81  
Louisiana Tech 78, Nevada 73

### Championship

NM State 82, Louisiana Tech 57

### All-Tournament Team

Raheem Appleby, Louisiana Tech  
Trevor Gaskins, Louisiana Tech  
Hernst Laroche, NM State  
Wendell McKines, NM State (MVP)  
Tyrone Watson, NM State

## 2013 (at Las Vegas)

Seeds: 1-LTU, 2-DU, 3-NMSU, 4-UTA, 5-USU, 6-UI, 7-TXST, 8-SJSU, 9-UTSA, 10-SU

### First Round

Texas State 68, Seattle U 56  
UTSA 67, San Jose State 49

### Quarterfinals

NM State 65, Idaho 49  
Texas State 72, Denver 68  
UTSA 73, Louisiana Tech 67  
UT Arlington 83, Utah State 78

### Semifinals

NM State 74, Texas State 65  
UT Arlington 69, UTSA 53

### Championship

NM State 64, UT Arlington 55

### All-Tournament Team

Sim Bhullar, NM State (MVP)  
Kevin Butler, UT Arlington  
Karol Gruszecki, UT Arlington  
Daniel Mullings, NM State  
Joel Wright, Texas State



# WAC Tournament History

## 2014 (at Las Vegas)

Seeds: 1-UJU, 2-NMSU, 3-CSU, 4-UMKC, 5-UI, 6-CSUB, 7-SU, 8-UTPA

### Quarterfinals

Utah Valley 83, Texas-Pan American 63  
Idaho 73, Kansas City 70  
Bakersfield 68, Chicago State 62  
NM State 70, Seattle U 68

### Semifinals

Idaho 74, Utah Valley 69  
NM State 69, Bakersfield 63

### Championship

NM State 77, Idaho 55

### All-Tournament Team

Sim Bhullar, NM State (MVP)  
Issiah Grayson, Bakersfield  
Holton Hunsaker, Utah Valley  
Stephen Madison, Idaho  
Daniel Mullings, NM State

## 2015 (at Las Vegas)

Seeds: 1-NMSU, 2-UMKC, 3-SU, 4-CSUB, 5-UJU, 6-CSU, 7-UTPA

### Quarterfinals

Bakersfield 55, Utah Valley 40  
Missouri-Kansas City 70, Texas-Pan American 61  
Seattle U 49, Chicago State 45

### Semifinals

NM State 57, Bakersfield 53  
Seattle U 69, Missouri-Kansas City 63

### Championship

NM State 80, Seattle U 61

### All-Tournament Team

Aly Ahmed, Bakersfield  
Remi Barry, NM State  
Reese Holliday, Missouri-Kansas City  
Tshilidzi Nephawe, NM State (MVP)  
Isiah Umipig, Seattle U

## WAC TOURNAMENT FINALS

| Year | Champion        | Runner-Up      |
|------|-----------------|----------------|
| 1984 | UTEP            | New Mexico     |
| 1985 | San Diego State | UTEP           |
| 1986 | UTEP            | Wyoming        |
| 1987 | Wyoming         | New Mexico     |
| 1988 | Wyoming         | UTEP           |
| 1989 | UTEP            | Colorado State |
| 1990 | UTEP            | Hawai'i        |
| 1991 | Brigham Young   | Utah           |
| 1992 | Brigham Young   | UTEP           |
| 1993 | New Mexico      | UTEP           |
| 1994 | Hawai'i         | Brigham Young  |
| 1995 | Utah            | Hawai'i        |
| 1996 | New Mexico      | Utah           |
| 1997 | Utah            | TCU            |
| 1998 | UNLV            | New Mexico     |
| 1999 | Utah            | New Mexico     |
| 2000 | Vacated         | Tulsa          |
| 2001 | Hawai'i         | Tulsa          |
| 2002 | Hawai'i         | Tulsa          |
| 2003 | Tulsa           | Nevada         |
| 2004 | Nevada          | UTEP           |
| 2005 | UTEP            | Boise State    |
| 2006 | Nevada          | Utah State     |
| 2007 | NM State        | Utah State     |
| 2008 | Boise State     | NM State       |
| 2009 | Utah State      | Nevada         |
| 2010 | NM State        | Utah State     |
| 2011 | Utah State      | Boise State    |
| 2012 | NM State        | Louisiana Tech |
| 2013 | NM State        | UT Arlington   |
| 2014 | NM State        | Idaho          |
| 2015 | NM State        | Seattle U      |

## WAC TOURNAMENT MVPs

| Year | Name, School                     |
|------|----------------------------------|
| 1984 | Juden Smith, UTEP                |
| 1985 | Luster Goodwin, UTEP             |
| 1986 | Eric Leckner, Wyoming            |
| 1987 | Eric Leckner, Wyoming            |
| 1988 | Eric Leckner, Wyoming            |
| 1989 | Tim Hardaway, UTEP               |
| 1990 | Greg Foster, UTEP                |
| 1991 | Shawn Bradley, Brigham Young     |
| 1992 | Eddie Rivera, UTEP               |
| 1993 | Ike Williams, New Mexico         |
| 1994 | Trevor Ruffin, Hawai'i           |
| 1995 | Keith Van Horn, Utah             |
| 1996 | Kenny Thomas, New Mexico         |
| 1997 | Keith Van Horn, Utah             |
| 1998 | Kenny Thomas, New Mexico         |
| 1999 | Alex Jensen, Utah                |
| 2000 | Courtney Alexander, Fresno State |
| 2001 | Carl English, Hawai'i            |
| 2002 | Predrag Savovic, Hawai'i         |
| 2003 | Kevin Johnson, Tulsa             |
| 2004 | Kirk Snyder, Nevada              |
| 2005 | Filiberto Rivera, UTEP           |
| 2006 | Nick Fazekas, Nevada             |
| 2007 | Justin Hawkins, NM State         |
| 2008 | Reggie Larry, Boise State        |
| 2009 | Gary Wilkinson, Utah State       |
| 2010 | Jahmar Young, NM State           |
| 2011 | Brockeith Pane, Utah State       |
| 2012 | Wendell McKines, NM State        |
| 2013 | Sim Bhullar, NM State            |
| 2014 | Sim Bhullar, NM State            |
| 2015 | Tshilidzi Nephawe, NM State      |

## WAC TOURNAMENT ATTENDANCE

| Year | Sessions   | Site                 | Total Attendance | Session Average | Championship Game Attendance |
|------|------------|----------------------|------------------|-----------------|------------------------------|
| 1988 | 5 Sessions | Provo, Utah          | 60,279           | 12,056          | 15,174                       |
| 1989 | 5 Sessions | Salt Lake City, Utah | 29,138           | 5,828           | 6,401                        |
| 1990 | 5 Sessions | El Paso, Texas       | 38,572           | 7,714           | 10,732                       |
| 1991 | 5 Sessions | Laramie, Wyo.        | 39,589           | 7,918           | 6,259                        |
| 1992 | 4 Sessions | Fort Collins, Colo.  | 18,303           | 4,576           | 4,971                        |
| 1984 | 2 Sessions | El Paso, Texas       | 24,020           | 12,010          | 12,010                       |
| 1985 | 2 Sessions | El Paso, Texas       | 23,279           | 11,640          | 11,728                       |
| 1986 | 4 Sessions | Laramie, Wyo.        | 37,520           | 9,380           | 12,039                       |
| 1987 | 4 Sessions | Albuquerque, N.M.    | 55,576           | 13,894          | 15,421                       |
| 1993 | 5 Sessions | Salt Lake City, Utah | 51,315           | 10,263          | 10,634                       |
| 1994 | 5 Sessions | Salt Lake City, Utah | 38,888           | 7,778           | 9,762                        |
| 1995 | 5 Sessions | Albuquerque, N.M.    | 47,461           | 9,492           | 8,145                        |
| 1996 | 5 Sessions | Albuquerque, N.M.    | 46,600           | 9,320           | 13,503                       |
| 1997 | 6 Sessions | Las Vegas, Nev.      | 52,658           | 8,776           | 10,101                       |
| 1998 | 6 Sessions | Las Vegas, Nev.      | 81,764           | 13,627          | 16,101                       |
| 1999 | 6 Sessions | Las Vegas, Nev.      | 47,646           | 7,941           | 10,767                       |
| 2000 | 4 Sessions | Fresno, Calif.       | 32,406           | 8,102           | 10,021                       |
| 2001 | 5 Sessions | Tulsa, Okla.         | 27,889           | 5,578           | 8,160                        |
| 2002 | 5 Sessions | Tulsa, Okla.         | 32,119           | 6,424           | 8,355                        |
| 2003 | 5 Sessions | Tulsa, Okla.         | 22,073           | 4,415           | 5,326                        |
| 2004 | 5 Sessions | Fresno, Calif.       | 30,241           | 6,048           | 6,158                        |
| 2005 | 5 Sessions | Reno, Nev.           | 19,607           | 3,921           | 4,178                        |
| 2006 | 4 Sessions | Reno, Nev.           | 30,859           | 7,715           | 9,436                        |
| 2007 | 5 Sessions | Las Cruces, N.M.     | 49,650           | 9,930           | 11,948                       |
| 2008 | 5 Sessions | Las Cruces, N.M.     | 36,950           | 7,390           | 10,921                       |
| 2009 | 5 Sessions | Reno, Nev.           | 43,355           | 8,671           | 7,820                        |
| 2010 | 4 Sessions | Reno, Nev.           | 17,877           | 4,469           | 2,748                        |
| 2011 | 4 Sessions | Las Vegas, Nev.      | 14,075           | 3,518           | 4,372                        |
| 2012 | 4 Sessions | Las Vegas, Nev.      | 7,482            | 1,870           | 1,405                        |
| 2013 | 5 Sessions | Las Vegas, Nev.      | 4,938            | 987             | 1,142                        |
| 2014 | 4 Sessions | Las Vegas, Nev.      | 5,136            | 1,284           | 1,518                        |
| 2015 | 3 Sessions | Las Vegas, Nev.      | 4,546            | 1,515           | 1,763                        |



## INDIVIDUAL

### Most Points

Game: 44 Mike Jones, TCU (FS), 1997  
 Tournament: 94 Mike Jones, TCU, 1997 (4 Games)

### Most Field Goals Made

Game: 17 Mike Jones, TCU (FS), 1997  
 Tournament: 37 Mike Jones, TCU, 1997 (4 Games)

### Most Field Goals Attempted

Game: 27 Chris Herren, FS (TCU), 1997  
 Tournament: 73 Mike Jones, TCU, 1997 (4 Games)

### Best Field Goal Percentage

Game (10 att.): .923 Eric Leckner, UW (UNM, 13-14), 1987  
 Tournament: .710 Eric Leckner, UW, 1988 (22-31, 3 Games)

### Most Three-Point Field Goals Made

Game: 8 Isiah Umipig, SU (UMKC), 2015 (8-17)  
 Jameel Mahmud, CSU (SMU), 1997 (8-11)  
 Tournament: 14 Adrian Oliver, SJSU, 2011 (3 Games)

### Most Three-Point Field Goals Attempted

Game: 18 Dominick Young, FS (UNM), 1996  
 Tournament: 32 Malcolm Johnson, TCU, 1997 (4 Games)

### Most Free Throws Made

Game: 15 Pat Durham, CSU (UH), 1989  
 15 Eddie Rivera, UTEP (UU), 1993  
 Tournament: 24 Omar Thomas, UTEP, 2005 (3 Games)

### Most Free Throws Attempted

Game: 20 Dave Feitl, UTEP (SDSU), 1985;  
 20 Pat Durham, CSU (UH), 1989  
 Tournament: 37 Pat Durham, CSU, 1989 (3 Games)

### Most Rebounds

Game: 21 Jason Ellis, BSU (TU), 2005  
 Tournament: 53 Jason Ellis, BSU, 2005 (4 Games)

### Most Assists

Game: 13 Jeremiah Ostrowski, UH (NMSU), 2012  
 Tournament: 31 Mark Dickel, UNLV, 1998 (4 Games)

### Most Steals

Game: 7 Thomas McTyer, TCU (SJSU), 2000  
 Tournament: 11 Malik Cook, Nevada, 2009 (3 Games)

### Most Blocked Shots

Game: 9 Menelik Barbary, SJSU (UI), 2007  
 Tournament: 11 David Van Dyke, UTEP, 1992 (3 Games);  
 11 Kevin Johnson, Tulsa, 2003 (3 Games)

## MISCELLANEOUS

### Most Points, Both Teams

Game: 209 Boise State (107) vs. NM State (102) (30T) 2008

### Fewest Points, Both Teams

Game: 76 Wyoming (40) vs. CSU (36), 1984

### Largest Winning Margin

Game: 36 Utah (86) vs. UNM (50), 1995

### Lowest Seed to Win Tournament

UNLV, seeded fifth, 1998  
 Hawai'i, seeded fifth, 2001

### Biggest Upset Based Upon Seeds

Air Force (9) defeated Colorado State (1) in 1990  
 UTSA (9) defeated Louisiana Tech (1) in 2013

## TEAM

### Most Points

Half: 59 New Mexico (CSU, 2nd), 1987  
 Game: 107 Boise State (NMSU), 2008  
 Tournament: 320 Boise State, 2005

### Most Field Goals Made

Game: 42 New Mexico (SJSU), 1997  
 Tournament: 107 Boise State, 2005

### Most Field Goals Attempted

Game: 83 New Mexico State (BSU), 2008  
 Tournament: 236 Boise State, 2005

### Best Field Goal Percentage

Half: .852 Brigham Young (FS), 1994 (16-19)  
 Game: .705 Utah Valley (UTPA), 2014 (31-44)  
 Tournament: .529 Rice, 2005

### Most Three-Point Field Goals Made

Game: 15 Colorado State (SMU), 1997 (Att. 23)  
 Tournament: 30 Boise State (3 Games), 2008

### Most Three-Point Field Goals Attempted

Game: 33 Hawai'i (Tulsa), 2001  
 Louisiana Tech (UTSA), 2013  
 Tournament: 72 Hawai'i, 2001/Boise State, 2005

### Best Three-Point Field Goal Percentage (Min. 5 made game/10 made tournament)

Game: .769 New Mexico State (BSU), 2007 (10-13)  
 Tournament: .588 New Mexico State (20-34), 2007

### Most Free Throws Made

Game: 30 New Mexico State (SU), 2015  
 Tulsa (UH), 2003  
 Tournament: 76 Boise State, 2005

### Most Free Throws Attempted

Game: 42 New Mexico (BYU), 1986  
 Tournament: 102 Boise State, 2005

### Best Free Throw Percentage

Game: 1.000 Utah Valley (UTPA), 2014 (11-11)  
 Nevada (Utah State), 2009 (10-10)  
 Tournament: .836 Utah State, 2007

### Most Rebounds

Game: 58 Hawai'i (CSU), 1994  
 Tournament: 168 Boise State, 2005

### Most Assists

Game: 26 Hawai'i (TCU), 2001  
 Tournament: 62 Hawai'i, 2001

### Most Steals

Game: 14 Chicago State (SU), 2015  
 New Mexico State (BSU), 2008  
 Tournament: 33 Tulsa, 2000

### Most Blocked Shots

Game: 11 San Jose State (Idaho), 2007  
 Tournament: 19 Fresno State, 2000/New Mexico State, 2012

### Most Personal Fouls

Game: 31 SJSU (UTEP), 2003  
 Tournament: 79 Boise State, 2005

## DEFENSE

### Most Turnovers Caused

Game: 26 Fresno State (SDSU), 1998

### Fewest Points Allowed

Half: 12 Seattle U (Chicago State, 2nd), 2015  
 Game: 36 Wyoming (CSU), 1984

### Best FG Percentage Defense

Half: .121 New Mexico (SDSU, 2nd, 4-33), 1994  
 Game: .267 CSU Bakersfield (UVU, 12-45), 2015  
 New Mexico (SDSU, 16-60), 1994

## JOE KEARNEY AWARD

*(Awarded to the WAC's Athlete of the Year for any sport since 1992)*

|      |                                  |
|------|----------------------------------|
| 1996 | Keith Van Horn, Utah             |
| 1997 | Keith Van Horn, Utah             |
| 1999 | Andre Miller, Utah               |
| 2000 | Courtney Alexander, Fresno State |
| 2004 | Kirk Snyder, Nevada              |
| 2006 | Nick Fazekas, Nevada             |

## STAN BATES AWARD

*(Awarded to the WAC's Scholar-Athlete of the Year for any sport since 1981)*

|         |                              |
|---------|------------------------------|
| 1986    | Rich Strong, Colorado State  |
| 2008-09 | Gary Wilkinson, Utah State   |
| 2013-14 | Holton Hunsaker, Utah Valley |

## DON HASKINS COACH OF THE YEAR

|         |                                |
|---------|--------------------------------|
| 1980-81 | Jim Brandenburg, Wyoming       |
| 1981-82 | Jim Brandenburg, Wyoming       |
| 1982-83 | Don Haskins, UTEP              |
| 1983-84 | Gary Colson, New Mexico        |
| 1984-85 | Smokey Gaines, San Diego State |
| 1985-86 | Jim Brandenburg, Wyoming       |
| 1986-87 | Don Haskins, UTEP              |
| 1987-88 | Ladell Andersen, Brigham Young |
| 1988-89 | Riley Wallace, Hawai'i         |
| 1989-90 | Roger Reid, Brigham Young      |
| 1990-91 | Rick Majerus, Utah             |
| 1991-92 | Roger Reid, Brigham Young      |
| 1992-93 | Rick Majerus, Utah             |
| 1993-94 | Dave Bliss, New Mexico         |
| 1994-95 | Rick Majerus, Utah             |
| 1995-96 | Dave Bliss, New Mexico         |
| 1996-97 | Riley Wallace, Hawai'i (Pac.)  |
|         | Steve Robinson, Tulsa (Mtn.)   |
| 1997-98 | Billy Tubbs, TCU (Pac.)        |
|         | Larry Shyatt, Wyoming (Mtn.)   |
| 1998-99 | Rick Majerus, Utah (Pac.)      |
|         | Willis Wilson, Rice (Mtn.)     |
| 1999-00 | Bill Self, Tulsa               |
| 2000-01 | Jerry Tarkanian, Fresno State  |
| 2001-02 | Riley Wallace, Hawai'i         |
| 2002-03 | Ray Lopes, Fresno State        |
| 2003-04 | Billy Gillispie, UTEP          |
| 2004-05 | Mark Fox, Nevada               |
| 2005-06 | Mark Fox, Nevada               |
| 2006-07 | Mark Fox, Nevada               |
| 2007-08 | Greg Graham, Boise State       |
| 2008-09 | Stew Morrill, Utah State       |
| 2009-10 | Stew Morrill, Utah State       |
| 2010-11 | Stew Morrill, Utah State       |
| 2011-12 | David Carter, Nevada           |
| 2012-13 | Michael White, Louisiana Tech  |
| 2013-14 | Dick Hunsaker, Utah Valley     |
| 2014-15 | Marvin Menzies, NM State       |

## PLAYER OF THE YEAR

|         |                                    |
|---------|------------------------------------|
| 1980-81 | Danny Ainge, Brigham Young         |
| 1981-82 | Bill Garnett, Wyoming              |
| 1982-83 | Devin Durrant, Brigham Young       |
|         | Pace Mannion, Utah                 |
|         | Michael Cage, San Diego State      |
| 1983-84 | Michael Cage, San Diego State      |
| 1984-85 | Timo Saarelainen, Brigham Young    |
| 1985-86 | Anthony Watson, San Diego State    |
| 1986-87 | Fennis Dembo, Wyoming              |
| 1987-88 | Michael Smith, Brigham Young       |
| 1988-89 | Tim Hardaway, UTEP                 |
| 1989-90 | Mike Mitchell, Colorado State      |
| 1990-91 | Josh Grant, Utah                   |
| 1991-92 | Reginald Slater, Wyoming           |
| 1992-93 | Josh Grant, Utah                   |
| 1993-94 | Greg Brown, New Mexico             |
| 1994-95 | Keith Van Horn, Utah               |
| 1995-96 | Keith Van Horn, Utah               |
| 1996-97 | Anthony Carter, Hawai'i (Pac.)     |
|         | Keith Van Horn, Utah (Mtn.)        |
| 1997-98 | Lee Nailon, TCU (Pac.)             |
|         | Clayton Shields, New Mexico (Mtn.) |
| 1998-99 | Andre Miller, Utah (Pac.)          |
|         | Jeryl Sasser, SMU (Mtn.)           |
| 1999-00 | Courtney Alexander, Fresno State   |
| 2000-01 | Melvin Ely, Fresno State           |
| 2001-02 | Melvin Ely, Fresno State           |
| 2002-03 | Quinton Ross, SMU                  |
| 2003-04 | Kirk Snyder, Nevada                |
| 2004-05 | Nick Fazekas, Nevada               |
| 2005-06 | Nick Fazekas, Nevada               |
| 2006-07 | Nick Fazekas, Nevada               |
| 2007-08 | Jaycee Carroll, Utah State         |
| 2008-09 | Gary Wilkinson, Utah State         |
| 2009-10 | Luke Babbitt, Nevada               |
| 2010-11 | Tai Wesley, Utah State             |
| 2011-12 | Deonte Burton, Nevada              |
| 2012-13 | Kyle Barone, Idaho                 |
| 2013-14 | Daniel Mullings, NM State          |
| 2014-15 | Martez Harrison, UMKC              |

## NEWCOMER OF THE YEAR

|         |                                 |
|---------|---------------------------------|
| 1986-87 | Raymond Dudley, Air Force       |
| 1987-88 | Charlie Thomas, New Mexico      |
| 1988-89 | Joel Tribelhorn, Colorado State |

## FRESHMAN OF THE YEAR

|         |                                 |
|---------|---------------------------------|
| 1989-90 | Henry Hall, UTEP                |
| 1990-91 | Shawn Bradley, Brigham Young    |
| 1991-92 | Russell Larson, Brigham Young   |
| 1992-93 | Jason Hamilton, San Diego State |
| 1993-94 | Keith Van Horn, Utah            |
| 1994-95 | LaDrell Whitehead, Wyoming      |
| 1995-96 | Kenny Thomas, New Mexico        |
| 1996-97 | Mark Dickel, UNLV (Pac.)        |
|         | Stephen Woods, SMU (Mtn.)       |
| 1997-98 | Jeryl Sasser, SMU (Pac.)        |
|         | Kaspars Kambala, UNLV (Mtn.)    |

|         |                                    |
|---------|------------------------------------|
| 1998-99 | Mark Bigelow, Brigham Young (Pac.) |
|         | Greg Harrington, Tulsa (Mtn.)      |
| 1999-00 | Roy Smallwood, UTEP                |
| 2000-01 | Tito Maddox, Fresno State          |
| 2001-02 | Michael Harris, Rice               |
| 2002-03 | Bryan Hopkins, SMU                 |
| 2003-04 | Paul Millsap, Louisiana Tech       |
| 2004-05 | Ramon Sessions, Nevada             |
| 2005-06 | Dominic Waters, Hawai'i            |
| 2006-07 | Anthony Thomas, Boise State        |
| 2007-08 | Armon Johnson, Nevada              |
| 2008-09 | Luke Babbitt, Nevada               |
| 2009-10 | Greg Smith, Fresno State           |
| 2010-11 | Deonte Burton, Nevada              |
| 2011-12 | Raheem Appleby, Louisiana Tech     |
| 2012-13 | Sim Bhullar, NM State              |
| 2013-14 | Martez Harrison, UMKC              |
| 2014-15 | Pascal Siakam, NM State            |

## CONSENSUS ALL-AMERICANS

|      |  |
|------|--|
| 1967 | Mel Daniels, New Mexico (2nd)          |
| 1975 | Luther Burden, Utah (2nd)              |
| 1981 | Danny Ainge, Brigham Young (1st)       |
| 1981 | Danny Vranes, Utah (2nd)               |
| 1984 | Devin Durrant, Brigham Young (2nd)     |
| 1984 | Michael Cage, San Diego State (2nd)    |
| 1988 | Michael Smith, Brigham Young (2nd)     |
| 1996 | Keith Van Horn, Utah (2nd)             |
| 1997 | Keith Van Horn, Utah (1st)             |
| 1999 | Andre Miller, Utah (1st)               |
| 2000 | Courtney Alexander, Fresno State (2nd) |
| 2007 | Nick Fazekas, Nevada (1st)             |

## FIRST TEAM ACADEMIC

### ALL-AMERICANS®

|      |                           |
|------|---------------------------|
| 1964 | Art Becker, Arizona State |
| 1969 | Ron Becker, New Mexico    |
| 1970 | Ron Becker, New Mexico    |
| 1970 | Mike Newlin, Utah         |
| 1971 | Mike Newlin, Utah         |
| 1976 | Bob Elliott, Arizona      |
| 1977 | Bob Elliott, Arizona      |
| 1977 | Jeff Jonas, Utah          |
| 1980 | Danny Ainge, BYU          |
| 1981 | Danny Ainge, BYU          |
| 1983 | Devin Durrant, BYU        |
| 1984 | Devin Durrant, BYU        |
| 1987 | Michael Smith, BYU        |
| 1988 | Michael Smith, BYU        |
| 1989 | Michael Smith, BYU        |
| 1990 | Andy Toolson, BYU         |
| 1998 | Michael Doleac, Utah      |
| 1999 | Michael Ruffin, Tulsa     |
| 2000 | Brandon Wolfram, UTEP     |
| 2001 | Brandon Wolfram, UTEP     |
| 2004 | Michael Kuebler, Hawai'i  |

## 1988-89

Alan Astle, Sr., BYU  
Jon Hansen, Jr., Utah  
Trent Shippen, Sr., Colorado State  
Michael Smith, Sr., BYU  
Andy Toolson, Jr., BYU

## 1989-90

Andy Benson, Jr., Air Force  
Keith Chapman, Sr., Utah  
Tommy Connor, Sr., Utah  
Jon Hansen, Sr., Utah  
Merle Heimer, UTEP  
Mark Heslop, So., BYU  
Kevin Santiago, BYU  
Steve Schreiner, Jr., BYU  
Andy Toolson, Sr., BYU

## 1990-91

Aaron Benson, Sr., Air Force  
Larry Cain, So., Utah  
Steve Haase, So., Air Force  
Mark Heslop, Jr., BYU  
Scott Moon, Sr., BYU  
Brent Roberts, Jr., Air Force  
Steve Schreiner, Sr., BYU  
Chris Walz, So., Hawai'i

## 1991-92

David Astle, BYU  
Gym Bice, UTEP  
Brad Boyer, Jr., Air Force  
Larry Cain, Jr., Utah  
Kurt Christensen, So., BYU  
Mark Cozad, Air Force  
Steven Haase, Air Force  
Mark Heslop, Sr., BYU  
M'Kay McGrath, Utah  
Jared Miller, BYU  
Brent Roberts, Air Force  
Mark Santiago, BYU  
Jim Soto, Utah  
Brett Studdard, Wyoming  
Ryan Yoder, So., Colorado State  
Chris Walz, Jr., Hawai'i  
Matt Wiese, Utah

## 1992-93

Brad Boyer, Sr., Air Force  
Larry Cain, Sr., Utah  
Kurt Christensen, Jr., BYU  
Mark Durrant, So., BYU  
Steve Gosar, Sr., Wyoming  
Doug Larson, Sr., Colorado State  
Russell Larson, Jr., BYU  
Kevin Nanney, So., Fresno State  
Chris Walz, Sr., Hawai'i

## 1993-94

Brandon Bakke, So., Fresno State  
Anthony Barrett, So., Air Force  
Kurt Christensen, Sr., BYU  
Mark Durrant, Jr., BYU  
Russell Larson, Jr., BYU  
Terry Preston, So., Utah  
Randy Reid, So., BYU  
Brian Santiago, Sr., Fresno State  
Ryan Yoder, Sr., Colorado State

## 1994-95

Brandon Bakke, Jr., Fresno State  
Anthony Barrett, Jr., Air Force  
Mark Durrant, Sr., BYU  
Russell Larson, Sr., BYU  
Terry Preston, So., Utah  
Cory Reader, Jr., BYU  
Randy Reid, Jr., BYU  
Robbie Reid, So., BYU

## 1995-96

Brandon Bakke, Sr., Fresno State  
Grant Berges, So., BYU  
Anthony Barret, Sr., Air Force  
Michael Freeman, So., Air Force  
Drew Hansen, So., Utah  
Mark Ingles, Sr., UTEP  
Terry Preston, Jr., Utah  
Randy Reid, Sr., BYU  
Gregg Sawyer, So., Wyoming

## 1996-97

Eric Ambrozich, Jr., Hawai'i  
Lance Archibald, So., BYU  
Grant Berges, Jr., BYU  
Ben Caton, Sr., Utah  
Michael Doleac, Jr., Utah  
Mike Freeman, Jr., Air Force  
Jonathon Gendron, So., Tulsa  
Drew Hansen, Jr., Utah  
Jeff Jacobs, Sr., TCU  
Roy Kruiswyk, Jr., San Diego State  
Brian Reinhardt, Sr., San Diego State  
Michael Ruffin, So., Tulsa  
Gregg Sawyer, Jr., Wyoming  
Rod Smith, Jr., Air Force

## 1997-98

Lance Archibald, Jr., BYU  
Eric Ambrozich, Sr., Hawai'i  
Trace Caton, Fr., Utah  
Michael Doleac, Sr., Utah  
Michael Freeman, Sr., Air Force  
Jonathon Gendron, Jr., Tulsa  
Drew Hansen, Sr., Utah  
Roy Kruiswyk, Sr., San Diego State  
John Matthews, So., Rice  
Michael Ruffin, Jr., Tulsa  
Gregg Sawyer, Sr., Wyoming  
Michael Wilks, Fr., Rice  
Brandon Wolfram, Fr., UTEP

## 1998-99

LeDarion Jones, Jr., Wyoming  
Brad Kennett, So., San Jose State  
Hanno Mottola, Jr., Utah  
Dylan Pope, Jr., Air Force  
Michael Ruffin, Sr., Tulsa  
Adam Sharp, Sr., Utah  
Brian Smith, Jr., New Mexico  
Shawn Williams, Sr., Tulsa  
Brandon Wolfram, So., UTEP

## 1999-00

Jose Escobedo, Sr., UTEP  
Lane O'Connor, Jr., Hawai'i  
Nerijus Puida, Jr., Hawai'i  
Predrag Savovic, So., Hawai'i  
Michael Wilks, Jr., Rice  
Brandon Wolfram, Jr., UTEP

## 2000-01

Lavardicus Atkins, Fr., SMU  
Erik Cooper, Sr., Rice  
Donald Guerinoni, Sr., Nevada  
Jack Ingram, Fr., Tulsa  
Billy Landram, Sr., San Jose State  
Matthew Ochs, So., Nevada  
Lane O'Connor, Sr., Hawai'i  
Jason Parker, Fr., Tulsa  
Nerijus Puida, Sr., Hawai'i  
Predrag Savovic, Jr., Hawai'i  
Michael Sharod Wilks, Sr., Rice  
Brandon Wolfram, Sr., UTEP

## 2001-02

Mark Campbell, Jr., Hawai'i  
Eric Castro, Fr., SMU  
Bruce Edwards, Fr., Louisiana Tech  
Jack Ingram, So., Tulsa  
Paul Jesinskis, Jr., Hawai'i  
Matthew Ochs, Jr., Nevada  
Jason Parker, So., Tulsa  
William Pharis, Jr., SMU  
Predrag Savovic, Sr., Hawai'i  
Omar-Seli Mance, Sr., Rice

## 2002-03

Mark Campbell, Sr., Hawai'i  
Eric Castro, So., SMU  
Carl English, Jr., Hawai'i  
Michael Kuebler, Jr., Hawai'i  
Brett Lilly, Jr., San Jose State  
Brian Martin, Jr., Louisiana Tech  
Matthew Ochs, Sr., Nevada  
Jason Parker, Sr., Tulsa  
Omar-Seli Mance, Sr., Rice

## 2003-04

Lavardicus Atkins, Sr., SMU  
Eric Castro, Jr., SMU  
Thomas Gehrke, Jr., UTEP  
Paul Jesinskis, Sr., Hawai'i  
Coby Karl, Fr., Boise State  
Michael Kuebler, Sr., Hawai'i  
Logan Lee, So., Hawai'i  
Brett Lilly, Sr., San Jose State  
Robert Nash, Fr., Hawai'i  
Jason Parker, Sr., Tulsa  
Donatas Rackauskas, So., SMU  
Charles Ramsdell, Fr., Tulsa  
Trent Redden, So., SMU  
Seth Taylor, So., Nevada

## 2004-05

Miguel Ayala, Jr., UTEP  
Eric Bloom, Jr., San Jose State  
Eric Castro, Sr., SMU  
Walt Chancellor, Sr., Rice  
Thomas Gehrke, Sr., UTEP  
Coby Karl, So., Boise State  
Brett McDade, So., Tulsa  
Robert Nash, So., Hawai'i  
Jason Okrzesik, So., Rice  
Paulius Packevicius, Fr., Rice  
Charles Ramsdell, So., Tulsa  
Christopher Reay, So., SMU  
Seth Taylor, So., Nevada

## 2005-06

Matthew Bauscher, So., Boise State  
Renato Cesar, Jr., Fresno State  
Kurt Cunningham, Fr., Boise State  
Tyree Gardner, Sr., San Jose State  
Hector Hernandez, So., Fresno State  
Chris Huber, Sr., Utah State  
Jeffrey Jackson, Fr., Fresno State  
Nebojsa Jakovljevic, Fr., Idaho  
Mike Kale, So., Idaho  
Coby Karl, Jr., Boise State  
Kareem Lloyd, Sr., Boise State  
Cassiano Matheus, Sr., Utah State  
Desmond Nwoke, Jr., Idaho  
Aaron Smith, Fr., 3.24, Idaho  
Kenny Smith, Sr., San Jose State  
Seth Taylor, Sr., Nevada  
James Tchana, Fr., Fresno State  
Hiram Thompson, Fr., Hawai'i

## 2006-07

O.J. Aworo, Fr., Idaho  
Matthew Bauscher, Jr., Boise State  
Hector Hernandez, Jr., Fresno State  
Lance Holloway, Jr., San Jose State  
Coby Karl, Sr., Boise State  
Bobby Nash, Sr., Hawai'i  
Matthew Nelson, Sr., Boise State  
Trei Steward, Jr., NM State  
Stephen Verwers, Jr., Hawai'i

## 2007-08

Matthew Bauscher, Sr., Boise State  
Kurt Cunningham, Jr., Boise State  
Brandon Fields, So., Nevada  
Matt Formisano, So., Utah State  
Hector Hernandez, Sr., Fresno State  
Lance Holloway, Sr., San Jose State  
Bobby Nash, Gr., Hawai'i  
Matthew Nelson, Sr., Boise State  
Paul Noonan, So., Boise State  
Tyson Parker, Sr., Fresno State  
Trei Steward, Sr., NM State  
James Tchana, Jr., Fresno State



## 2008-09

Luke Babbitt, Fr., Nevada  
 Kurt Cunningham, Jr., Boise State  
 Matt Formisano, Jr., Utah State  
 Nedeljko Golubovic, So., Fresno State  
 Mac Hopson, Jr., Idaho  
 Brady Jardine, Fr., Utah State  
 Tyler Newbold, So., Utah State  
 Paul Noonan, Jr., Boise State  
 Ike Okoye, Jr., Boise State  
 Shawn Oliverson, Jr., Louisiana Tech  
 Lasha Parghalava, Jr., Hawai'i  
 Jared Quayle, Jr., Utah State  
 Mark Sanchez, Sr., Boise State  
 Brandon Sperling, Fr., Fresno State  
 Gary Wilkinson, Sr., Utah State  
 Stavon Williams, Jr., Utah State

## 2009-10

Luke Babbitt, So., Nevada  
 Kurt Cunningham, Sr., Boise State  
 Matt Formisano, Sr., Utah State  
 Nedeljko Golubovic, Jr., Fresno State  
 Mac Hopson, Sr., Idaho  
 Brady Jardine, So., Utah State  
 Kelly Merker, Gr., NM State  
 Tyler Newbold, Jr., Utah State  
 Ike Okoye, Sr., Boise State  
 Shawn Oliverson, Sr., Louisiana Tech  
 Mac Peterson, Sr., San Jose State  
 Justin Salzwedel, Jr., Boise State  
 Brandon Sperling, So., Fresno State  
 Ji Xiang, Jr., Hawai'i

## 2010-11

Bo Barnes, Fr., Hawai'i  
 Thomas Bropleh, Fr., Boise State  
 Wil Carter, Jr., San Jose State  
 Matt Formisano, Sr., Utah State  
 Bracken Funk, Fr., Fresno State  
 Nedeljko Golubovic, Sr., Fresno State  
 Brady Jardine, Jr., Utah State  
 Joe Kammerer, So., Idaho  
 Tyler Newbold, Sr., Utah State  
 John Ryan, Fr., Fresno State  
 Keith Shamburger, Fr., San Jose State  
 Hiram Thompson, Sr., Hawai'i  
 Garrett Ton, Jr., San Jose State  
 Tai Wesley, Sr., Utah State

## 2011-12

Matt Borton, So., Idaho  
 Hauns Brereton, Jr., Hawai'i  
 Mitch Bruneel, So., Utah State  
 Wil Carter, Sr., San Jose State  
 Ben Clifford, So., Utah State  
 Keith Fuetsch, Jr., Nevada  
 Connor Hill, Fr., Idaho  
 Mike McChristian, Jr., Idaho  
 Davis Rozitis, Jr., Hawai'i  
 Jordan Stone, Fr., Utah State  
 Landon Tatum, Sr., Idaho  
 Garrett Ton, Sr., San Jose State

## 2012-13

Kevin Aronis, Jr., NM Stae  
 Luiz Bidart, So., Seattle U  
 Matthew Borton, So., Idaho  
 Spencer Butterfield, Jr., Utah State  
 Drew Charles, Fr., UT Arlington  
 Ben Clifford, So., Utah State  
 Marcel Davis, Fr., Utah State  
 Tidjane Diop, Sr., Seattle U  
 Blake Foeman, Sr., Denver  
 Chase Hallam, Sr., Denver  
 Connor Hill, So., Idaho  
 Jeromie Hill, Jr., UTSA  
 Joseph Kammerer, Jr., Idaho  
 Michael McChristian, Sr., Idaho  
 Brett Olson, So., Denver  
 K.C. Ross-Miller, So., NM State  
 Jordan Stone, So., Utah State  
 David Trimble, Fr., Seattle U  
 Christopher Udofia, Jr., Denver

## 2013-14

Ben Aird, Sr., Utah Valley  
 Daniel Alexander, Jr., Grand Canyon  
 Luiz Bidart, Jr., Seattle U  
 Mitch Bruneel, Jr., Utah Valley  
 Eddie Denard, Sr., Chicago State  
 Keawe Enos, Sr., Utah Valley  
 Brenden Evans, Jr., Utah Valley  
 Justin Foreman, Jr., Grand Canyon  
 Jerome Garrison, Jr., Grand Canyon  
 Hayes Garrity, So., Utah Valley  
 Holton Hunsaker, Sr., Utah Valley  
 Kurt Karis, Fr., Chicago State  
 Nelson Kirksey, Sr., UMKC  
 Kirk Korver, Sr., UMKC  
 Isaac Kreuer, Fr., UMKC  
 Killian Larson, Sr., Grand Canyon  
 Alex Majewski, Fr., Texas-Pan American  
 Zach Nelson, So., Utah Valley  
 Akachi Okugo, So., Grand Canyon  
 Matthew Ratto, Sr., Bakersfield  
 Chad Ross, Jr., Utah Valley  
 Matt Ross, Sr., Chicago State  
 K.C. Ross-Miller, Jr., NM State  
 Elhadji Seck, Jr., Idaho  
 Markus Starks, Sr., Chicago State  
 Lauri Toivonen, Jr., Texas-Pan American  
 Sekou Wiggs, Fr., Idaho  
 Jacobus Zuilhof, So., Grand Canyon

## 2014-15

Jawad Adekoya, Jr., Chicago State  
 Daniel Alexander, Sr., Grand Canyon  
 Joshua Braun, So., Grand Canyon  
 Mitch Bruneel, Sr., Utah Valley  
 Alex Carr, Jr., Utah Valley  
 Jack Crook, Jr., Seattle U  
 Marcel Davis, Jr., Utah Valley  
 Brenden Evans, Sr., Utah Valley  
 Kevin Franceschi, Jr., UMKC  
 Jerome Garrison, Sr., Grand Canyon  
 Anthony Glover, Fr., Chicago State  
 Boston Gubler, Fr., Utah Valley  
 Jaden Jackson, Jr., Utah Valley  
 Matthew Jackson, Fr., Grand Canyon  
 Collin Jennings, Fr., UMKC  
 Kurt Karis, So., Chicago State  
 Noah Knight, Fr., UMKC  
 Isaac Kreuer, So., UMKC  
 Ryan Majerle, Sr., Grand Canyon  
 Zach Nelson, So., Utah Valley  
 Trayvon Palmer, So., Chicago State  
 Eli Robison, So., Utah Valley  
 Chad Ross, Sr., Utah Valley  
 Pascal Siakam, So., NM State  
 Aaron Williams, Gr., Chicago State  
 Brent Wrapp, So., CSU Bakersfield

## ALL-WAC

### 1962-63

#### First Team

Bruce Burton, BYU, Sr.  
 Art Becker, Arizona State, Jr.  
 Joe Caldwell, Arizona State, Jr.  
 Ira Harge, New Mexico, Jr.  
 Flynn Robinson, Wyoming, So.

#### Second Team

Gary Batchelor, BYU, Sr.  
 Tony Cerkvenik, Arizona State, Sr.  
 Bill Crain, Utah, Sr.  
 Albert Johnson, Arizona, So.  
 Warren Rustand, Arizona, So.

### 1963-64

#### First Team

Joe Caldwell, Arizona State, Sr.  
 John Fairchild, BYU, Jr.  
 Ira Harge, New Mexico, Sr.  
 Flynn Robinson, Wyoming, Jr.  
 Warren Rustand, Arizona, Jr.

#### Second Team

Art Becker, Arizona State, Sr.  
 Leon Clark, Wyoming, So.  
 Albert Johnson, Arizona, Jr.  
 Doug Moon, Utah, Sr.  
 Claude Williams, New Mexico, Sr.

### 1964-65

#### First Team

Dennis Dairman, Arizona State, Sr.  
 Dick Ellis, New Mexico, Jr.  
 John Fairchild, BYU, Sr.  
 Flynn Robinson, Wyoming, Sr.  
 Warren Rustand, Arizona, Sr.

### Second Team

Jerry Chambers, Utah, Jr.  
 Leon Clark, Wyoming, Jr.  
 Mel Daniels, New Mexico, So.  
 Albert Johnson, Arizona, Sr.  
 Dick Nemelka, BYU, Jr.

### 1965-66

#### First Team

Jerry Chambers, Utah, Sr.  
 Leon Clark, Wyoming, Sr.  
 Mel Daniels, New Mexico, Jr.  
 Freddie Lewis, Arizona State, Sr.  
 Dick Nemelka, BYU, Sr.

#### Second Team

Jeff Congdon, BYU, Sr.  
 Dennis Hamilton, Arizona State, Sr.  
 Steve Kramer, BYU, Sr.  
 Ted Pickett, Arizona, Sr.  
 Dick Sherman, Wyoming, Sr.

### 1966-67

#### First Team

Mel Daniels, New Mexico, Sr.  
 Mike Eberle, Wyoming, Jr.  
 Merv Jackson, Utah, Jr.  
 Kari Liimo, BYU, So.  
 Ben Monroe, New Mexico, Sr.

#### Second Team

Tom Asbury, Wyoming, Sr.  
 Harry Hall, Wyoming, So.  
 Jim Jimas, BYU, Sr.  
 DeWitt Menyard, Utah, Jr.  
 Craig Raymond, BYU, Sr.

### 1967-68

#### First Team

Carl Ashley, Wyoming, So.  
 Bill Davis, Arizona, Sr.  
 Jim Eakins, BYU, Sr.  
 Harry Hall, Wyoming, Jr.  
 Merv Jackson, Utah, Sr.  
 Ron Nelson, New Mexico, Sr.

#### Second Team

Seabern Hill, Arizona State, So.  
 Greg Howard, New Mexico, So.  
 Kari Liimo, BYU, Jr.  
 Marty Lythgoe, BYU, Jr.  
 Ron Sanford, New Mexico, Jr.  
 Walt Simon, Utah, Sr.

### 1968-69

#### First Team

Carl Ashley, Wyoming, Jr.  
 Harry Hall, Wyoming, Sr.  
 Seabern Hill, Arizona State, Jr.  
 Greg Howard, Arizona State, Jr.  
 Mike Newlin, Utah, Sr.

#### Second Team

Stan Dodds, Wyoming, Jr.  
 Ken Gardner, Utah, So.  
 Doug Howard, BYU, Jr.  
 Marty Lythgoe, BYU, Sr.  
 Paul Ruffner, BYU, Jr.



## 1969-70

### First Team

Nate Archibald, UTEP, Sr.  
 Carl Ashley, Wyoming, Sr.  
 Stan Dodds, Wyoming, Sr.  
 Willie Long, New Mexico, Jr.  
 Mike Newlin, Utah, Jr.

### Second Team

Ken Gardner, Utah, Jr.  
 Seabern Hill, Arizona State, Sr.  
 Doug Howard, BYU, Sr.  
 Cliff Shegogg, Colorado State, Sr.  
 Bill Warner, Arizona, Jr.

## 1970-71

### First Team

Kresimir Cotic, BYU, So.  
 Ken Gardner, Utah, Sr.  
 Dick Gibbs, UTEP, Sr.  
 Willie Long, New Mexico, Sr.  
 Mike Newlin, Utah, Sr.

### Second Team

Mike Childress, Colorado State, Sr.  
 Rick Fisher, Colorado State, Jr.  
 Willie Roberson, Wyoming, Sr.  
 Paul Stovall, Arizona State, Jr.  
 Rhea Taylor, Arizona State, Jr.  
 Bill Warner, Arizona, Sr.

## 1971-72

### First Team

Kresimir Cotic, BYU, Jr.  
 Scott English, UTEP, Sr.  
 Bernie Fryer, BYU, Sr.  
 George Price, Colorado State, Sr.  
 Paul Stovall, Arizona State, Sr.

### Second Team

James Forbes, UTEP, So.  
 Jim Huchestein, Arizona, Sr.  
 Harold Little, New Mexico, Sr.  
 Rod Penner, Wyoming, Jr.  
 Gary Rhoades, Colorado State, Jr.

## 1972-73

### First Team

Gus Bailey, UTEP, Sr.  
 Kresimir Cotic, BYU, Sr.  
 Darryl Minniefield, New Mexico, Sr.  
 Coneil Norman, Arizona, Fr.  
 Gary Rhoades, Colorado State, Sr.

### Second Team

Mike Contreras, Arizona, Sr.  
 Ron Kennedy, Arizona State, Jr.  
 Eric Money, Arizona, Fr.  
 Doug Richards, BYU, Jr.  
 Mike Sojourner, Utah, Fr.

## 1973-74

### First Team

Luther Burden, Utah, So.  
 Bernard Hardin, New Mexico, Sr.  
 Lionel Hollins, Arizona, Jr.  
 Coniel Norman, Arizona, So.  
 Mike Sojourner, Utah, So.

### Second Team

Gus Bailey, UTEP, Sr.  
 Al Fleming, Arizona, So.  
 James Forbes, UTEP, Sr.  
 Tim Hall, Colorado State, Jr.  
 Eric Money, Arizona, So.  
 Doug Richards, BYU, Sr.

## 1974-75

### First Team

Gary Brewster, UTEP, Jr.  
 Luther Burden, Utah, Jr.  
 Bob Elliott, Arizona, So.  
 Al Fleming, Arizona, Jr.  
 Lionel Hollins, Arizona State, Sr.

### Second Team

Stan Boyer, Wyoming, Sr.  
 Bill Hagins, New Mexico, Sr.  
 Tim Hall, Colorado State, Sr.  
 Barry Sabas, Colorado State, Jr.  
 Rudy White, Arizona State, Jr.

## 1975-76

### First Team

Jay Cheesman, BYU, Jr.  
 Bob Elliott, Arizona, Jr.  
 Al Fleming, Arizona, Sr.  
 Jeff Judkins, Utah, So.  
 Scott Lloyd, Arizona State, Sr.  
 Jake Poole, UTEP, Jr.

### Second Team

Gary Brewster, UTEP, Sr.  
 Lorenzo Cash, Colorado State, Sr.  
 Jeff Jonas, Utah, Jr.  
 Chas Menatti, Utah, Sr.  
 Jim Rappis, Arizona, Sr.

## 1976-77

### First Team

Michael Cooper, New Mexico, Jr.  
 Alan Cunningham, Colorado State, Jr.  
 Bob Elliott, Arizona, Sr.  
 Herman Harris, Arizona, Sr.  
 Jeff Jonas, Utah, Sr.  
 Jeff Judkins, Utah, Jr.  
 Mark Landsberger, Arizona State, Jr.

### Second Team

Jay Cheesman, BYU, Sr.  
 Gary Harrison, Arizona, Sr.  
 Marvin Johnson, New Mexico, Jr.  
 Buster Matheney, Utah, Jr.  
 Tom Pauling, UTEP, Sr.  
 Jake Poole, UTEP, Sr.

## 1977-78

### First Team

Danny Ainge, BYU, Fr.  
 Michael Cooper, New Mexico, Sr.  
 Marvin Johnson, New Mexico, Sr.  
 Jeff Judkins, Utah, Sr.  
 Buster Matheney, Utah, Sr.

### Second Team

Alan Cunningham, Colorado State, Sr.  
 Phil Taylor, Arizona, Sr.  
 Danny Vranes, Utah, Fr.  
 Barry Young, Colorado State, So.  
 Tony Zeno, Arizona State, Jr.

## 1978-79

### First Team

Danny Ainge, BYU, So.  
 Larry Belin, New Mexico, Jr.  
 Charles Bradley, Wyoming, So.  
 Kim Goetz, San Diego State, Sr.  
 Eddie Hughes, Colorado State, Fr.  
 Steve Malovic, San Diego State, Sr.  
 Danny Vranes, Utah, So.

### Second Team

Phil Abney, New Mexico, Sr.  
 Anthony Berns, UTEP, So.  
 Tom Chambers, Utah, So.  
 Scott Runia, BYU, Jr.  
 Alan Taylor, BYU, Jr.

## 1979-80

### First Team

Danny Ainge, BYU, Jr.  
 Charles Bradley, Wyoming, Jr.  
 Kenny Page, New Mexico, So.  
 Alan Taylor, BYU, Sr.  
 Danny Vranes, Utah, Jr.

### Second Team

Anthony Burns, UTEP, Jr.  
 Tom Chambers, Utah, Jr.  
 Tony Gwynn, San Diego State, Jr.  
 Eddie Hughes, Colorado State, So.  
 Aaron Strayhorn, Hawai'i, Jr.

## 1980-81

### First Team

Danny Ainge, BYU, Sr.  
 Charles Bradley, Wyoming, Sr.  
 Tom Chambers, Utah, Sr.  
 Fred Roberts, BYU, Jr.  
 Danny Vranes, Utah, Sr.

### Second Team

Roshern Amie, UTEP, Sr.  
 Bill Garnett, Wyoming, Jr.  
 Tony Gwynn, San Diego State, Sr.  
 Tim Harris, Air Force, Sr.  
 Kenny Page, New Mexico, Jr.

## 1981-82

### First Team

Clarence Dickerson, Hawai'i, Sr.  
 Bill Garnett, Wyoming, Sr.  
 Fred Roberts, BYU, Sr.  
 Steve Trumbo, BYU, Sr.  
 Terry White, UTEP, Sr.

### Second Team

Michael Cage, San Diego State, So.  
 Mike Jackson, Wyoming, Jr.  
 Zack Jones, San Diego State, Sr.  
 Fred Reynolds, UTEP, Jr.  
 Rick Simmons, Air Force, Jr.

## 1982-83

### First Team

Michael Cage, San Diego State, Jr.  
 Devin Durrant, BYU, Jr.  
 Mike Jackson, Wyoming, Sr.  
 Pace Mannion, Utah, Sr.  
 Tony Webster, Hawai'i, Sr.

### Second Team

Brett Applegate, BYU, Jr.  
 Dave Feitl, UTEP, Fr.  
 Rick Simmons, Air Force, Sr.  
 Mark Steel, Colorado State, Sr.  
 Byron Walker, UTEP, Sr.  
 Peter Williams, Utah, Sr.

## 1983-84

### First Team

Brett Applegate, BYU, Sr.  
 Michael Cage, San Diego State, Sr.  
 Devin Durrant, BYU, Sr.  
 Fred Reynolds, UTEP, Sr.  
 Phil Smith, New Mexico, Sr.

### Second Team

Luster Goodwin, UTEP, Jr.  
 Tony Martin, Wyoming, Sr.  
 Jack Miller, Hawai'i, Sr.  
 Rich Strong, Colorado State, So.  
 Chris Winans, Utah, Sr.

## 1984-85

### First Team

Leonard Allen, San Diego State, Sr.  
 Luster Goodwin, UTEP, Sr.  
 Timo Saarelainen, BYU, Sr.  
 Juden Smith, UTEP, Jr.  
 Anthony Watson, San Diego State, Jr.

### Second Team

Johnny Brown, New Mexico, Jr.  
 Dave Feitl, UTEP, Jr.  
 Mike Gray, Colorado State, Sr.  
 Rich Strong, Colorado State, Jr.  
 Kelvin Upshaw, Utah, Jr.

## 1985-86

### First Team

Johnny Brown, New Mexico, Sr.  
 Dave Feitl, UTEP, Sr.  
 Jerry Stroman, Utah, Sr.  
 Rich Strong, Colorado State, Sr.  
 Anthony Watson, San Diego State, Sr.

### Second Team

Bob Capener, BYU, Jr.  
 Jeff Chatman, BYU, So.  
 Fennis Dembo, Wyoming, So.  
 Manuel Hendrix, Utah, Sr.  
 Eric Leckner, Wyoming, So.  
 Juden Smith, UTEP, Sr.

## 1986-87

### First Team

Fennis Dembo, Wyoming, Jr.  
Jeep Jackson, UTEP, Sr.  
Eric Leckner, Wyoming, Jr.  
Kelvin Scarborough, New Mexico, Sr.  
Michael Smith, BYU, So.

### Second Team

Raymond Dudley, Air Force, Fr.  
Hunter Greene, New Mexico, Sr.  
Tim Hardaway, UTEP, Jr.  
Chris Sandle, UTEP, Sr.  
Charlie Thomas, New Mexico, Jr.

## 1987-88

### First Team

Jeff Chatman, BYU, Sr.  
Fennis Dembo, Wyoming, Sr.  
Pat Durham, Colorado State, Jr.  
Eric Leckner, Wyoming, Sr.  
Michael Smith, BYU, Jr.  
Mitch Smith, Utah, Jr.

### Second Team

Raymond Dudley, Air Force, So.  
Hunter Greene, New Mexico, Sr.  
Tim Hardaway, UTEP, Jr.  
Chris Sandle, UTEP, Sr.  
Charlie Thomas, New Mexico, Jr.

## 1988-89

### First Team

Reggie Cross, Hawai'i, Sr.  
Raymond Dudley, Air Force, Jr.  
Pat Durham, Colorado State, Sr.  
Tim Hardaway, UTEP, Sr.  
Michael Smith, BYU, Sr.

### Second Team

Antonio Davis, UTEP, Jr.  
Robyn Davis, Wyoming, Sr.  
Luc Longley, New Mexico, So.  
Mitch Smith, Utah, Sr.  
Charlie Thomas, New Mexico, Sr.  
Joel Triplehorn, Colorado State, Sr.

## 1989-90

### First Team

Raymond Dudley, Air Force, Sr.  
Chris Gaines, Hawai'i, Sr.  
Marty Haws, BYU, Sr.  
Luc Longley, New Mexico, Jr.  
Mike Mitchell, Colorado State, Sr.  
Reginald Slater, Wyoming, So.

### Second Team

Antonio Davis, UTEP, Sr.  
Josh Grant, Utah, So.  
Terry Houston, Hawai'i, Sr.  
Marlon Maxey, UTEP, So.  
Andy Toolson, BYU, Sr.

## 1990-91

### First Team

Maurice Alexander, Wyoming, Jr.  
Josh Grant, Utah, Jr.  
Luc Longley, New Mexico, Sr.  
Steve Schreiner, BYU, Sr.  
Reginald Slater, Wyoming, Jr.

### Second Team

Troy Bowe, Hawai'i, Sr.  
Shawn Bradley, BYU, Fr.  
Marty Dow, San Diego State, Sr.  
Ray Reed, Hawai'i, Jr.  
Walter Watts, Utah, Sr.

## 1991-92

### First Team

Willie Banks, New Mexico, Sr.  
Phil Lott, Hawai'i, Sr.  
Marlon Maxey, UTEP, Sr.  
Reginald Slater, Wyoming, Sr.  
Gary Trost, BYU, Jr.

### Second Team

Paul Afeaki, Utah, Sr.  
Tim Breaux, Wyoming, Sr.  
Nathan Call, BYU, Sr.  
Khari Jaxon, New Mexico, Jr.  
David Van Dyke, UTEP, Sr.

## 1992-93

Keith Bonds, Colorado State, Sr.  
Josh Grant, Utah, Sr.  
Khari Jaxon, New Mexico, Sr.  
Otis Jones, Air Force, So.  
Joe McNaull, San Diego State, Jr.  
Eddie Rivera, UTEP, Sr.  
Jimmy Soto, Utah, Sr.  
Gary Trost, BYU, Sr.  
Ike Williams, New Mexico, Sr.  
Byron Wilson, Utah, Sr.

## 1993-94

Greg Brown, New Mexico, Sr.  
Antoine Gillespie, UTEP, Jr.  
Carl Ray Harris, Fresno State, Sr.  
Otis Jones, Air Force, Jr.  
Russell Larson, BYU, Jr.  
Theo Ratliff, Wyoming, Jr.  
Trevor Ruffin, Hawai'i, Sr.  
Keith Van Horn, Utah, Fr.  
Marlow White, New Mexico, Jr.  
Ryan Yoder, Colorado State, Sr.

## 1994-95

George Banks, UTEP, Sr.  
Antoine Gillespie, UTEP, Sr.  
Brandon Jessie, Utah, Jr.  
Otis Jones, Air Force, Sr.  
Russell Larson, BYU, Sr.  
Tony Maroney, Hawai'i, Sr.  
Theo Ratliff, Wyoming, Sr.  
Kenneth Roberts, BYU, Jr.  
Keith Van Horn, Utah, So.  
Marlow White, New Mexico, Sr.

## 1995-96

Kendric Brooks, Fresno State, Jr.  
Leon Carter, San Diego State, Sr.  
David Evans, Colorado State, Sr.  
Anthony Harris, Hawai'i, Sr.  
Brandon Jessie, Utah, Sr.  
Kenneth Roberts, BYU, Sr.  
Charles Smith, New Mexico, Jr.  
Kenny Thomas, New Mexico, Fr.  
Keith Van Horn, Utah, Jr.  
Dominick Young, Fresno State, Jr.

## 1996-97

### Pacific Division

#### First Team

Anthony Carter, Hawai'i, Jr.  
Keon Clark, UNLV, Jr.  
HL Coleman, Wyoming, Sr.  
Tyrone Nesby, UNLV, Jr.  
Olivier Saint-Jean, San Jose State, Jr.

#### Second Team

Bryan Christiansen, Colorado St., Jr.  
Daymond Forney, Fresno State, Jr.  
Chris Herren, Fresno State, So.  
Jason Richey, San Diego State, Jr.  
Alika Smith, Hawai'i, Jr.

### Mountain Division

#### First Team

Michael Doleac, Utah, Jr.  
Mike Jones, TCU, Jr.  
Shea Seals, Tulsa, Sr.  
Charles Smith, New Mexico, Sr.  
Keith Van Horn, Utah, Sr.

#### Second Team

Shaun Igo, Rice, Sr.  
Malcolm Johnson, TCU, Jr.  
Jay Poerner, SMU, Jr.  
Clayton Shields, New Mexico, Jr.  
Kenny Thomas, New Mexico, So.

## 1997-98

### Pacific Division

#### First Team

Chris Herren, Fresno State, Jr.  
Malcolm Johnson, TCU, Sr.  
Mike Jones, TCU, Sr.  
Lee Nailon, TCU, Jr.  
Michael Ruffin, Tulsa, Jr.

#### Second Team

Anthony Carter, Hawai'i, Sr.  
Jay Poerner, SMU, Jr.  
Jeryl Sasser, SMU, Fr.  
Alika Smith, Hawai'i, Sr.  
Rod Thompson, Tulsa, Sr.

### Mountain Division

#### First Team

Michael Doleac, Utah, Sr.  
Andre Miller, Utah, Jr.  
Jeron Roberts, Wyoming, Sr.  
Clayton Shields, New Mexico, Sr.  
Kenny Thomas, New Mexico, Jr.

## Second Team

Jameel Mahmud, Colorado State, Sr.  
Hanno Möttölä, Utah, So.  
Royce Olney, New Mexico, Sr.  
Gregg Sawyer, Wyoming, Sr.  
Ron Selleaze, BYU, Jr.

## 1998-99

### Pacific Division

#### First Team

Courtney Alexander, Fresno State, Jr.  
Alex Jensen, Utah, Jr.  
Andre Miller, Utah, Sr.  
Hanno Möttölä, Utah, Jr.  
Kenny Thomas, New Mexico, Sr.

#### Second Team

Mark Bigelow, BYU, Fr.  
Sharif Fajardo, UTEP, Sr.  
Lamont Long, New Mexico, Jr.  
Michael Quinney, San Jose State, Sr.  
Brandon Wolfram, UTEP, So.

### Mountain Division

#### First Team

Robert Johnson, Rice, Sr.  
Shawn Marion, UNLV, Jr.  
Lee Nailon, TCU, Sr.  
Milt Palacio, Colorado State, Sr.  
Jeryl Sasser, SMU, So.

#### Second Team

Marquise Gainous, TCU, Jr.  
Brandon Kurtz, Tulsa, Jr.  
Michael Ruffin, Tulsa, Sr.  
Ugo Udezue, Wyoming, So.  
Tyron Wright, Air Force, Jr.

## 1999-2000

### First Team

Courtney Alexander, Fresno State, Sr.  
Eric Coley, Tulsa, Sr.  
Marquise Gainous, TCU, Sr.  
Jeryl Sasser, SMU, Jr.  
Brandon Wolfram, UTEP, Jr.

#### Second Team

Larry Abney, Fresno State, Sr.  
Marquette Alexander, Hawai'i, Sr.  
Willie Davis, SMU, Jr.  
Melvin Ely, Fresno State, Jr.  
Brandon Kurtz, Tulsa, Sr.  
David Shelton, Tulsa, Jr.

## 2000-01

### First Team

Melvin Ely, Fresno State, Jr.  
Chris Jefferies, Fresno State, So.  
Predrag Savovic, Hawai'i, Jr.  
Mike Wilks, Rice, Sr.  
Brandon Wolfram, UTEP, Sr.

#### Second Team

Eugene Costello, UTEP, Jr.  
Damon Hancock, SMU, Jr.  
Kevin Johnson, Tulsa, So.  
Tito Maddox, Fresno State, Fr.  
Jeryl Sasser, SMU, Sr.

## 2001-02

### First Team

Melvin Ely, Fresno State, Sr.  
Damon Hancock, SMU, Sr.  
Greg Harrington, Tulsa, Sr.  
Gerrod Henderson, LA Tech, Sr.  
Predrag Savovic, Hawai'i, Sr.

### Second Team

Carl English, Hawai'i, So.  
Abe Jackson, Boise State, Sr.  
Kevin Johnson, Tulsa, Jr.  
Quinton Ross, SMU, Jr.  
Dante Swanson, Tulsa, Jr.

## 2002-03

### First Team

Carl English, Hawai'i, Jr.  
Damon Jackson, Fresno State, Sr.  
Kevin Johnson, Tulsa, Sr.  
Antonio Meeking, Louisiana Tech, Sr.  
Quinton Ross, SMU, Sr.  
Kirk Snyder, Nevada, So.

### Second Team

Hiram Fuller, Fresno State, Sr.  
Terrance Green, Nevada, Sr.  
Michael Harris, Rice, So.  
Omar-Seli Mance, Rice, Sr.  
Jason Parker, Tulsa, Jr.  
Dante Swanson, Tulsa, Sr.

## 2003-04

### First Team

Michael Harris, Rice, Jr.  
Aaron Haynes, Boise State, Sr.  
Michael Kuebler, Hawai'i, Sr.  
Filiberto Rivera, UTEP, Jr.  
Kirk Snyder, Nevada, Jr.

### Second Team

Shantay Legans, Fresno State, Sr.  
Jason McKrieth, Rice, Jr.  
Paul Millsap, Louisiana Tech, Fr.  
Jason Parker, Tulsa, Sr.  
Omar Thomas, UTEP, Jr.

## 2004-05

### First Team

Nick Fazekas, Nevada, So.  
Michael Harris, Rice, Sr.  
Paul Millsap, Louisiana Tech, So.  
Filiberto Rivera, UTEP, Sr.  
Omar Thomas, UTEP, Sr.

### Second Team

Mustafa Al-Sayyad, Fresno State, Sr.  
Marquin Chandler, SJSU, Sr.  
Bryan Hopkins, SMU, Jr.  
Jason McKrieth, Rice, Sr.  
Kevinn Pinkney, Nevada, Sr.

## 2005-06

### First Team

Nick Fazekas, Nevada, Jr.  
Nate Harris, Utah State, Sr.  
Paul Millsap, Louisiana Tech, Jr.  
Tyrone Nelson, NM State, So.  
Julian Sensley, Hawai'i, Sr.

### Second Team

Jaycee Carroll, Utah State, So.  
Ja'Vance Coleman, Fresno State, Jr.  
Quinton Hosley, Fresno State, Jr.  
Elijah Ingram, NM State, Jr.  
Coby Karl, Boise State, Jr.

## 2006-07

### First Team

Jaycee Carroll, Utah State, Jr.  
Nick Fazekas, Nevada, Sr.  
Justin Hawkins, NM State, Jr.  
Coby Karl, Boise State, Sr.  
Marcelus Kemp, Nevada, Jr.

### Second Team

Quinton Hosley, Fresno State, Sr.  
Matt Lojeski, Hawai'i, Sr.  
Trey McDowell, Louisiana Tech, Sr.  
Dominic McGuire, Fresno State, Jr.  
Ramon Sessions, Nevada, Jr.

## 2007-08

### First Team

Kevin Bell, Fresno State, Sr.  
Jaycee Carroll, Utah State, Sr.  
Justin Hawkins, NM State, Sr.  
Marcelus Kemp, Nevada, Sr.  
Reggie Larry, Boise State, Sr.

### Second Team

Jordan Brooks, Idaho, Jr.  
Matt Gibson, Hawai'i, Sr.  
JaVale McGee, Nevada, So.  
Matt Nelson, Boise State, Sr.  
Gary Wilkinson, Utah State, Jr.

## 2008-09

### First Team

Luke Babbitt, Nevada, Fr.  
Mac Hopson, Idaho, Jr.  
Armon Johnson, Nevada, So.  
Gary Wilkinson, Utah State, Sr.  
Jahmar Young, NM State, So.

### Second Team

Roderick Flemings, Hawai'i, Jr.  
Kyle Gibson, Louisiana Tech, Jr.  
Jared Quayle, Utah State, Jr.  
Mark Sanchez, Boise State, Sr.  
Sylvester Seay, Fresno State, Jr.

## 2009-10

### First Team

Luke Babbitt, Nevada, So.,  
Adrian Oliver, San Jose State, Jr.  
Jared Quayle, Utah State, Sr.  
Tai Wesley, Utah State, Jr.  
Jahmar Young, NM State, Jr.

### Second Team

Paul George, Fresno State, So.  
Jonathan Gibson, NM State, Sr.  
Kyle Gibson, Louisiana Tech, Sr.  
Armon Johnson, Nevada, Jr.  
Magnum Rolle, Louisiana Tech, Sr.

### Honorable Mention

Roderick Flemings, Hawai'i, Sr.  
Mac Hopson, Idaho, Sr.  
Wendell McKines, NM State, Jr.  
Daequon Montreal, Boise State, Jr.  
Sylvester Seay, Fresno State, Sr.

## 2010-11

### First Team

La'Shard Anderson, Boise State, Sr.  
Troy Gillenwater, NM State, Jr.  
Adrian Oliver, San Jose State, Sr.  
Brockeith Pane, Utah State, Jr.  
Tai Wesley, Utah State, Sr.

### Second Team

Bill Amis, Hawai'i, Sr.  
Brian Green, Utah State, Sr.  
Dario Hunt, Nevada, Jr.  
Jeff Ledbetter, Idaho, Sr.  
Greg Smith, Fresno State, So.

### Honorable Mention

Olu Ashaolu, Louisiana Tech, Jr.  
Kyle Barone, Idaho, So.  
Deonte Burton, Nevada, Fr.  
Justin Graham, San Jose State, Sr.  
Zane Johnson, Hawai'i, Jr.

## 2011-12

### First Team

Deonte Burton, Nevada, So.  
Olek Czyn, Nevada, Sr.  
Vander Joaquim, Hawai'i, Jr.  
Wendell McKines, NM State, Sr.  
Preston Medlin, Utah State, So.

### Second Team

Raheem Appleby, Louisiana Tech, Fr.  
Kyle Barone, Idaho, Jr.  
Dario Hunt, Nevada, Sr.  
Hernst Laroche, NM State, Sr.  
Kevin Olekaibe, Fresno State, So.

### Honorable Mention

Trevor Gaskins, Louisiana Tech, Sr.  
Deremy Geiger, Idaho, Sr.  
Zane Johnson, Hawai'i, Sr.  
Brockeith Pane, Utah State, Sr.  
Hamidu Rahman, NM State, Sr.  
Malik Story, Nevada, Jr.

## 2012-13

### First Team

Raheem Appleby, LA Tech, So.  
Kyle Barone, Idaho, Sr.  
Kenneth Smith, LA Tech, So.  
Bandja Sy, NM State, Sr.  
Chris Udofia, Denver, Jr.

### Second Team

Spencer Butterfield, Utah State, Jr.  
Chase Hallam, Denver, Sr.  
Daniel Mullings, NM State, So.  
Jarred Shaw, Utah State, Jr.  
Joel Wright, Texas State, Jr.

### Third Team

Sim Bhullar, NM State, Fr.  
Kevin Butler, UT Arlington, Sr.  
Michael Hale III, UTSA, Sr.  
Brett Olson, Denver, So.  
Royce O'Neale, Denver, So.

## 2013-14

### First Team

Ben Aird, Utah Valley, Sr.  
Holton Hunsaker, Utah Valley, Sr.  
Killian Larson, Grand Canyon, Sr.  
Stephen Madison, Idaho, Sr.  
Daniel Mullings, NM State, Jr.

### Second Team

Jerome Garrison, Grand Canyon, Jr.  
Issiah Grayson, Bakersfield, Sr.  
Tshilidzi Nephawe, NM State, Jr.  
Quinton Pippen, Chicago State, Sr.  
Isiah Umipig, Seattle U, Jr.

## 2014-15

### First Team

Aly Ahmed, Bakersfield, Jr.  
Martez Harrison, UMKC, So.  
Daniel Mullings, NM State, Sr.  
Pascal Siakam, NM State, Fr.  
Isiah Umipig, Seattle U, Sr.

### Second Team

Remi Barry, NM State, Sr.  
Jarell Flora, Seattle U, Sr.  
Janari Joesaar, UTPA, So.  
Tshilidzi Nephawe, NM State, Sr.  
DeWayne Russell, Grand Canyon, Jr.

## ALL-DEFENSIVE TEAM

### 1993-94

Lewis LaMar, New Mexico, Sr.  
Tony Maroney, Hawai'i, Sr.  
Lee Mayberry, Fresno State, Sr.  
Theo Ratliff, Wyoming, Jr.  
Bobby Sellers, Colorado State, So.

### 1994-95

Phil Crocker, UTEP, Sr.  
Mark Ingles, UTEP, Jr.  
Theo Ratliff, Wyoming, Sr.  
Robbie Reid, BYU, So.  
Marlow White, New Mexico, Sr.

### 1995-96

HL Coleman, Wyoming, Jr.  
Delmonte Madison, Colorado St., Sr.  
Randy Reid, BYU, Sr.  
Charles Smith, New Mexico, Jr.  
Dominick Young, Fresno State, Jr.



## 1996-97

### Pacific Division

Anthony Carter, Hawai'i, Jr.  
Keon Clark, UNLV, Jr.  
HL Coleman, Wyoming, Sr.  
Alika Smith, Hawai'i, Jr.  
Dominick Young, Fresno State, Sr.

### Mountain Division

Ben Caton, Utah, Sr.  
Michael Doleac, Utah, Jr.  
David Gibson, New Mexico, Jr.  
Andre Miller, Utah, Jr.  
Michael Ruffin, Tulsa, So.

## 1997-98

### Pacific Division

Eric Coley, Tulsa, So.  
Prince Fowler, TCU, Jr.  
Erin Galloway, Hawai'i, Jr.  
Roy Krusiswyk, San Diego State, Sr.  
Michael Ruffin, Tulsa, Jr.

### Mountain Division

Michael Doleac, Utah, Sr.  
David Gibson, New Mexico, Sr.  
Andre Miller, Utah, Jr.  
Gregg Sawyer, Wyoming, Sr.  
Kenny Thomas, New Mexico, Jr.

## 1998-99

### Pacific Division

Melvin Ely, Fresno State, So.  
Alex Jenson, Utah, Jr.  
Winford McRae, UTEP, Jr.  
Andre Miller, Utah, Sr.  
Kenny Thomas, New Mexico, Sr.

### Mountain Division

Anthony Blakes, Wyoming, Jr.  
Greedy Daniels, UNLV, So.  
Prince Fowler, TCU, Sr.  
Shawn Marion, UNLV, Jr.  
Michael Ruffin, Tulsa, Sr.

## 1999-2000

Eric Coley, Tulsa, Sr.  
Willie Davis, SMU, Jr.  
Melvin Ely, Fresno State, Jr.  
Tony Heard, Tulsa, Sr.  
R.J. Powell, San Jose State, Sr.

## 2000-01

Derrick Davenport, TCU, Sr.  
Melvin Ely, Fresno State, Jr.  
Chris Jefferies, Fresno State, So.  
Dante Swanson, Tulsa, So.  
Mike Wilks, Rice, Sr.

## 2001-02

Melvin Ely, Fresno State, Sr.  
Gerrod Henderson, LA Tech, Sr.  
Corey Jackson, Nevada, Sr.  
Quinton Ross, SMU, Jr.  
Dante Swanson, Tulsa, Jr.

## 2002-03

Mark Campbell, Hawai'i, Sr.  
Yamar Diene, Rice, Jr.  
Brandon Hawkins, SJSU, Sr.  
Kevin Johnson, Tulsa, Sr.  
Jerry Petty, Nevada, Sr.

## 2003-04

Mustafa Al-Sayyad, Fresno State, Jr.  
Jason Ellis, Boise State, Jr.  
Jarius Glenn, Tulsa, Jr.  
Garry Hill-Thomas, Nevada, Sr.  
Filiberto Rivera, UTEP, Jr.

## 2004-05

Mustafa Al-Sayyad, Fresno State, Sr.  
Jason Ellis, Boise State, Sr.  
Jarius Glenn, Tulsa, Sr.  
Kevinn Pinkney, Nevada, Sr.  
Jermaine Washington, Nevada, Sr.  
Jason Williams, UTEP, Jr.

## 2005-06

Mo Charlo, Nevada, Sr.  
Ahmet Gueye, Hawai'i, Jr.  
Daevon Haskins, Louisiana Tech, Sr.  
Paul Millsap, Louisiana Tech, Jr.  
Tanoris Shepard, Idaho, Sr.

## 2006-07

Ahmet Gueye, Hawai'i, Sr.  
Eric Lane, Boise State, Sr.  
Dominic McGuire, Fresno State, Jr.  
Fred Peete, NM State, Jr.  
Kyle Shiloh, Nevada, Sr.

## 2007-08

Matt Bauscher, Boise State, Sr.  
Lyndale Burelson, Nevada, Jr.  
Matt Gibson, Hawai'i, Sr.  
JaVale McGee, Nevada, So.  
Fred Peete, NM State, Sr.

## 2008-09

Lyndale Burelson, Nevada, Sr.  
Kareem Nitoto, Hawai'i, So.  
Ike Okoye, Boise State, Jr.  
Magnum Rolle, Louisiana Tech, Jr.  
Anthony Thomas, Boise State, Jr.

## 2009-10

Kyle Gibson, Louisiana Tech, Sr.  
Dario Hunt, Nevada, So.  
Marvin Jefferson, Idaho, Sr.  
Magnum Rolle, Louisiana Tech, Sr.  
Pooh Williams, Utah State, Jr.

## 2010-11

La'Shard Anderson, Boise State, Sr.  
Olu Ashaolu, Louisiana Tech, Jr.  
Justin Graham, San Jose State, Sr.  
Dario Hunt, Nevada, Jr.  
Tyler Newbold, Utah State, Sr.

## 2011-12

Jerry Evans Jr., Nevada, So.  
Trevor Gaskins, Louisiana Tech, Sr.  
Dario Hunt, Nevada, Sr.  
Vander Joaquim, Hawai'i, Jr.  
Landon Tatum, Idaho, Sr.

## 2012-13

Chase Hallam, Sr., Denver  
Michale Kyser, So., Louisiana Tech  
Daniel Mullings, So., NM State  
Kenneth Smith, So., Louisiana Tech  
Chris Udofia, Jr., Denver

## 2013-14

Aly Ahmed, So., Bakersfield  
Sim Bhullar, So., NM State  
Mitch Bruneel, Jr., Utah Valley  
Jerome Garrison, Jr., Grand Canyon  
Daniel Mullings, Jr., NM State

## 2014-15

Jerome Garrison, Grand Canyon, Sr.  
Dan Kimasa, UTPA, Fr.  
Kevin Mays, Bakersfield, Jr.  
Daniel Mullings, NM State, Sr.  
Pascal Siakam, NM State, Fr.

## ALL-NEWCOMER TEAM

### 1993-94

Marc Carter, San Diego State, Jr.  
Phil Handy, Hawai'i, Jr.  
Tony Maroney, Hawai'i, Jr.  
Keith Van Horn, Utah, Fr.  
Marlow White, New Mexico, Jr.

### 1994-95

Michael Doleac, Utah, Fr.  
David Evans, Colorado State, Jr.  
Brandon Jessie, Utah, Jr.  
LaDrell Whitehead, Wyoming, Fr.  
Dominick Young, Fresno State, So.

### 1995-96

Kendric Brooks, Fresno State, Jr.  
Paul Jarrett, San Diego State, Sr.  
Andre Miller, Utah, So.  
Bryon Ruffner, BYU, Jr.  
Kenny Thomas, New Mexico, Fr.

### 1996-97

**Pacific Division**  
Anthony Carter, Hawai'i, Jr.  
Keon Clark, UNLV, Jr.  
Daymond Forney, Fresno State, Jr.  
Chris Herren, Fresno State, So.  
Tyrone Nesby, UNLV, Jr.

### Mountain Division

Malcolm Johnson, TCU, Jr.  
Mike Jones, TCU, Jr.  
Lamont Long, New Mexico, Fr.  
Hanno Möttölä, Utah, Fr.  
Stephen Woods, SMU, Fr.

## 1997-98

### Pacific Division

Rafer Alston, Fresno State, Jr.  
Tremaine Fowlkes, Fresno State, Jr.  
Erin Galloway, Hawai'i, Jr.  
Lee Nailon, TCU, Jr.  
Jeryl Sasser, SMU, Fr.

### Mountain Division

Greedy Daniels, UNLV, Fr.  
Kevin Henry, New Mexico, Fr.  
Kaspars Kambala, UNLV, Fr.  
Ron Selleaze, BYU, Jr.  
Brandon Wolfram, UTEP, Fr.

## 1998-99

### Pacific Division

Courtney Alexander, Fresno State, Jr.  
Mark Bigelow, BYU, Fr.  
Melvin Ely, Fresno State, So.  
Tony Harvey, Utah, Jr.  
Jeremy Killion, Utah, Jr.

### Mountain Division

Marquise Gainous, TCU, Jr.  
Greg Harrington, Tulsa, Fr.  
Brandon Kurtz, Tulsa, Jr.  
Shawn Marion, UNLV, Jr.  
Jason Skaer, Rice, Sr.

## 1999-2000

Bingo Merriex, TCU, Fr.  
Troy Ostler, Hawai'i, Jr.  
Predrag Savovic, Hawai'i, So.  
David Shelton, Tulsa, Jr.  
Roy Smallwood, UTEP, Fr.

## 2000-01

Eugene Costello, UTEP, Jr.  
Andre Hazel, Nevada, Fr.  
Chris Jefferies, Fresno State, So.  
Tito Maddox, Fresno State, Fr.  
Phil Martin, Hawai'i, Fr.

## 2001-02

Darrian Brown, Louisiana Tech, Jr.  
Michael Harris, Rice, Fr.  
Brandon Hawkins, SJSU, Jr.  
Patrick Simpson, SMU, Fr.  
Kirk Snyder, Nevada, Fr.

## 2002-03

Aaron Haynes, Boise State, Jr.  
Bryan Hopkins, SMU, Fr.  
Michael Kuebler, Hawai'i, Jr.  
Antonio Lawrence, SJSU, Fr.  
Renaldo Major, Fresno State, Jr.

## 2003-04

Nick Fazekas, Nevada, Fr.  
Shantay Legans, Fresno State, Sr.  
Paul Millsap, Louisiana Tech, Fr.  
Filiberto Rivera, UTEP, Jr.  
Omar Thomas, UTEP, Jr.



## 2004-05

Miguel Ayala, UTEP, Jr.  
 Mo Charlo, Nevada, Jr.  
 Ja'Vance Coleman, Fresno State, So.  
 Matt Gibson, Hawai'i, So.  
 Ramon Sessions, Nevada, Fr.

## 2005-06

Ahmet Gueye, Hawai'i, Jr.  
 Quinton Hosley, Fresno State, Jr.  
 Elijah Ingram, NM State, Jr.  
 Matt Lojeski, Hawai'i, Jr.  
 Tyrone Nelson, NM State, So.

## 2006-07

Justin Hawkins, NM State, Jr.  
 Reggie Larry, Boise State, Jr.  
 Dominic McGuire, Fresno State, Jr.  
 Matt Nelson, Boise State, Jr.  
 Fred Peete, NM State, Jr.

## 2007-08

Jordan Brooks, Idaho, Jr.  
 Armon Johnson, Nevada, Fr.  
 Herb Pope, NM State, Fr.  
 C.J. Webster, San Jose State, So.  
 Gary Wilkinson, Utah State, Jr.

## 2008-09

Luke Babbitt, Nevada, Fr.  
 Roderick Flemings, Hawai'i, Jr.  
 Mac Hopson, Idaho, Jr.  
 Jared Quayle, Utah State, Jr.  
 Magnum Rolle, Louisiana Tech, Jr.

## 2009-10

Nate Bendall, Utah State, Jr.  
 DeAndre Brown, Louisiana Tech, Jr.  
 Brian Green, Utah State, Jr.  
 Daequon Montreal, Boise State, Jr.  
 Greg Smith, Fresno State, Fr.

## 2010-11

Deonte Burton, Nevada, Fr.  
 Olek Czyz, Nevada, Jr.  
 Zane Johnson, Hawai'i, Jr.  
 Brockeith Pane, Utah State, Jr.  
 Tim Steed, Fresno State, Jr.

## 2011-12

Raheem Appleby, Louisiana Tech, Fr.  
 Djim Bandoumel, Idaho, Sr.  
 James Kinney, San Jose State, Jr.  
 Daniel Mullings, NM State, Fr.  
 Kyisean Reed, Utah State, Jr.

## 2012-13

Sim Bhullar, NM State, Fr.  
 Spencer Butterfield, Utah State, Jr.  
 Alex Hamilton, Louisiana Tech, Fr.  
 Jarred Shaw, Utah State, Jr.  
 Joel Wright, Texas State, Jr.

## 2013-14

Daniel Alexander, Grand Canyon, Jr.  
 Martez Harrison, UMKC, Fr.  
 DK Eldridge, NM State, Jr.  
 Zach Nelson, Utah Valley, Fr.  
 Isiah Umipig, Seattle U, Jr.

## 2014-15

Josh Braun, Grand Canyon, Fr.  
 Reese Holliday, UMKC, Sr.  
 Janari Joesaar, UTPA, So.  
 DeWayne Russell, Grand Canyon, Jr.  
 Pascal Siakam, NM State, Fr.

## 25-YEAR ALL-WAC TEAM

In March of 2004, the WAC announced its 25-Year All-WAC teams as voted upon by a select group of panelists that included media members that covered the WAC over the years.

### First Team

Tim Hardaway, UTEP, G  
 Danny Ainge, BYU, G  
 Melvin Ely, Fresno State, C  
 Michael Cage, San Diego State, F  
 Keith Van Horn, Utah, F

### Second Team

Courtney Alexander, Fresno State, G  
 Andre Miller, Utah, G  
 Kenny Thomas, New Mexico, C  
 Michael Smith, BYU, F  
 Fennis Dembo, Wyoming, F

## NBA FIRST-ROUNDERS

### Atlanta Hawks

Mike Sojourner, UU, 1974 (10)

### Boston Celtics

Charles Bradley, UW, 1981 (23)  
 Greg Kite, BYU, 1983 (21)  
 Michael Smith, BYU, 1989 (13)

### Cleveland Cavaliers

Andre Miller, UU, 1999 (8)

### Dallas Mavericks

Bill Garnett, UW, 1982 (4)

### Detroit Pistons

Joe Caldwell, ASU, 1964 (2)  
 Theo Ratliff, UW, 1995 (18)

### Golden State Warriors

Tim Hardaway, UTEP, 1989 (14)

### Houston Rockets

Kenny Thomas, UNM, 1999 (22)

### Indiana Pacers

Paul George, FS, 2010 (10)

### Los Angeles Clippers

Tom Chambers, UU, 1981 (8)  
 Michael Cage, SDSU, 1984 (14)  
 Melvin Ely, FS, 2002 (12)

### Los Angeles Lakers

Jerry Chambers, UU, 1966 (7)  
 Chris Jefferies, FS, 2002 (27)

### Miami Heat

Charles Smith, UNM, 1997 (26)

### Minnesota Timberwolves

Luc Longley, UNM, 1991 (7)  
 Luke Babbitt, NEV, 2010 (16)

### Orlando Magic

Michael Doleac, UU, 1998 (12)  
 Keon Clark, UNLV, 1998 (13)  
 Courtney Alexander, FS, 2000 (13)  
 Jeryl Sasser, SMU, 2001 (22)

### Philadelphia 76ers

Craig Raymond, BYU, 1967 (12)  
 Shawn Bradley, BYU, 1993 (2)  
 Keith Van Horn, UU, 1997 (2)

### Phoenix Suns

Greg Howard, UNM, 1970 (10)  
 Shawn Marion, UNLV, 1999 (9)

### Portland Trailblazers

Lionel Hollins, ASU, 1975 (6)

### Sacramento Kings

Mel Daniels, UNM, 1967 (9)  
 Olivier Saint-Jean, SJSU, 1997 (11)

### Seattle Superonics

Danny Vranes, UU, 1981 (5)

### Utah Jazz

Eric Leckner, UW, 1988 (17)  
 Kirk Snyder, NEV, 2004 (16)

### Washington Wizards

JaVale McGee, NEV, 2008 (18)

## 1982-83

Jan. 17 Devin Durrant, Brigham Young  
 Jan. 24 Tony Webster, Hawai'i  
 Jan. 31 Pace Mannion, Utah  
 Feb. 7 Tim Murphy, Colorado State  
 Feb. 14 Michael Cage, San Diego State  
 Feb. 21 Byron Walker, Wyoming  
 Tony Martin, Wyoming  
 Feb. 28 Brett Applegate, Brigham Young  
 March 7 Peter Williams, Utah

## 1983-84

Jan. 16 Brett Applegate, Brigham Young  
 Jan. 23 Michael Cage, San Diego State  
 Jan. 30 Michael Cage, San Diego State  
 Feb. 6 Maurice McDonald, Air Force  
 Feb. 13 Michael Cage, San Diego State  
 Feb. 20 Fred Reynolds, UTEP  
 Feb. 27 Jamal Hosey, Wyoming  
 March 4 Devin Durrant, Brigham Young

## 1984-85

Jan. 7 Anthony Watson, San Diego State  
 Jan. 14 Leonard Allen, San Diego State  
 Jan. 21 Scott Sinek, Brigham Young  
 Jan. 28 Timo Saarelainen, Brigham Young  
 Dave Feitl, UTEP  
 Feb. 4 Manuel Hendrix, Utah  
 Feb. 11 Ray Arthur, Hawai'i  
 Feb. 18 Anthony Watson, San Diego State  
 Feb. 25 Todd Benn, Colorado State  
 Luster Goodwin, UTEP  
 March 3 Johnny Brown, New Mexico  
 Manuel Hendrix, Utah

## 1985-86

Dec. 2 Johnny Brown, New Mexico  
 Dec. 9 Dave Feitl, UTEP  
 Dec. 16 Jeff Chatman, Brigham Young  
 Dec. 23 Jerry Stroman, Brigham Young  
 Jan. 6 Johnny Brown, New Mexico  
 Jan. 13 Jerry Stroman, Utah  
 Jan. 20 John Martens, San Diego State  
 Jan. 27 Bob Capener, Brigham Young  
 Feb. 2 Anthony Watson, San Diego State  
 Feb. 9 Dave Feitl, UTEP  
 Feb. 16 Bob Capener, Brigham Young  
 Feb. 23 Maurice McDonald, Air Force  
 March 3 Fennis Dembo, Wyoming

## 1986-87

Dec. 8 Kelvin Scarborough, New Mexico  
 Dec. 15 Pat Durham, Colorado State  
 Dec. 22 Michael Smith, Brigham Young  
 Jan. 5 Mitch Smith, Utah  
 Jan. 12 Raymond Dudley, Air Force  
 Jan. 19 Fennis Dembo, Wyoming  
 Jan. 26 Tom Gneiting, Brigham Young  
 Feb. 2 Raymond Dudley, Air Force  
 Feb. 9 Chris Blocker, UTEP  
 Feb. 16 Albert Springs, Utah  
 Feb. 23 Eric Leckner, Wyoming  
 March 2 Hunter Greene, New Mexico

## 1987-88

Dec. 7 Jeff Chatman, Brigham Young  
 Dec. 14 Charlie Thomas, New Mexico  
 Jan. 4 Darrell McGee, New Mexico  
 Jan. 11 Chris Sandle, UTEP  
 Jan. 18 Chris Gaines, Hawai'i  
 Jan. 25 Raymond Dudley, Air Force  
 Feb. 1 Darrell McGee, New Mexico  
 Feb. 8 Eric Leckner, Wyoming  
 Feb. 15 Brian Taylor, Brigham Young  
 Feb. 22 Mitch Smith, Utah  
 Feb. 29 Reggie Cross, Hawai'i  
 March 7 Pat Durham, Colorado State

## 1988-89

Dec. 5 Mitch McMullen, San Diego State  
 Dec. 12 Chris Gaines, Hawai'i  
 Dec. 19 Pat Durham, Colorado State  
 Jan. 9 Charlie Thomas, New Mexico  
 Jan. 16 Rob Loeffel, New Mexico  
 Jan. 23 Raymond Dudley, Air Force  
 Jan. 30 Raymond Dudley, Air Force  
 Michael Smith, Brigham Young  
 Prince Stewart, UTEP  
 Feb. 6 Robyn Davis, Wyoming  
 Feb. 13 Andy Toolson, Brigham Young  
 Feb. 27 Joel Tribelhorn, Colorado State  
 March 6 Pat Durham, Colorado State

## 1989-90

Dec. 4 Mike Mitchell, Colorado State  
 Dec. 11 Marty Haws, Brigham Young  
 Dec. 18 Josh Grant, Utah  
 Jan. 8 Reginald Slater, Wyoming  
 Jan. 15 Steve Schreiner, Brigham Young  
 Jan. 22 Terry Houston, Hawai'i  
 Jan. 29 Reginald Slater, Hawai'i  
 Feb. 5 Walter Watts, Utah  
 Feb. 12 Mike Mitchell, Colorado State  
 Feb. 19 Marlon Maxey, UTEP  
 Feb. 26 Luc Longley, New Mexico  
 March 5 Raymond Dudley, Air Force

## 1990-91

Dec. 3 Lynn Tryon, Colorado State  
 Dec. 10 Walter Watts, Utah  
 Dec. 17 Reginald Slater, Wyoming  
 Jan. 7 Tim Breaux, Wyoming  
 Jan. 14 Steve Schreiner, Brigham Young  
 Jan. 21 Marty Dow, San Diego State  
 Jan. 28 Luc Longley, New Mexico  
 Feb. 4 Troy Bowe, Hawai'i  
 Feb. 11 Steve Schreiner, Brigham Young  
 Feb. 18 Josh Grant, Utah  
 Feb. 25 Arthur Massey, San Diego State  
 March 4 Luc Longley, New Mexico

## 1991-92

Nov. 30 Reginald Slater, Wyoming  
 Dec. 7 Nathan Call, Brigham Young  
 Dec. 14 Reginald Slater, Wyoming  
 Jan. 4 Khari Jaxon, New Mexico  
 Jan. 11 Eddie Rivera, UTEP  
 Jan. 18 Khari Jaxon, New Mexico  
 Jan. 25 Jimmy Soto, Utah  
 Feb. 3 Phil Lott, Hawai'i  
 Feb. 10 Byron Wilson, Utah  
 Feb. 17 Ryan Yoder, Colorado State  
 Feb. 24 Tim Breaux, Wyoming  
 March 1 David Van Dyke, UTEP  
 March 8 Gary Trost, Brigham Young

## 1992-93

Dec. 7 Nick Sanderson, Brigham Young  
 Dec. 14 Seth Marshall, Fresno State  
 Dec. 21 Steve Logan, New Mexico  
 Jan. 4 Josh Grant, Utah  
 Jan. 11 Rick Henry, Wyoming  
 Jan. 18 Byron Wilson, Utah  
 Jan. 25 Otis Jones, Air Force  
 Feb. 1 Jared Miller, Brigham Young  
 Feb. 8 Josh Grant, Utah  
 Feb. 15 Eddie Rivera, UTEP  
 Feb. 22 Ralph Davis, UTEP  
 March 1 Phil Dixon, Utah  
 March 8 Ike Williams, New Mexico

## 1993-94

Dec. 7 David Murray, Wyoming  
 Dec. 13 Jeff Shelley, Colorado State  
 Dec. 20 Tony Maroney, Hawai'i  
 Jan. 3 Trevor Ruffin, Hawai'i  
 Jan. 10 Greg Brown, New Mexico  
 Jan. 17 Antoine Gillespie, UTEP  
 Jan. 24 Damon Crawford, Colorado State  
 Jan. 31 Carl Ray Harris, Fresno State  
 Feb. 7 Theo Ratliff, Wyoming  
 Feb. 14 Marlow White, New Mexico  
 Feb. 21 Otis Jones, Air Force  
 Feb. 28 Marlow White, New Mexico  
 March 7 Keith Van Horn, Utah

## 1994-95

Nov. 28 Otis Jones, Air Force  
 Tes Whitlock, Hawai'i  
 Dec. 5 Brian Hayden, New Mexico  
 Dec. 12 Russell Larson, Brigham Young  
 Dec. 19 Davon Satterwhite, Fresno State  
 Jan. 3 Tes Whitlock, Hawai'i  
 Jan. 10 Antoine Gillespie, UTEP  
 Theo Ratliff, Wyoming  
 Jan. 17 Otis Jones, Air Force  
 Jan. 23 Clayton Shields, New Mexico  
 Jan. 30 Keith Van Horn, Utah  
 Feb. 6 George Banks, UTEP  
 Feb. 13 Keith Van Horn, Utah  
 Feb. 20 Marlow White, New Mexico  
 Feb. 27 Russell Larson, Brigham Young

## 1995-96

Nov. 27 Anthony Harris, Hawai'i  
 Dec. 4 Kendrick Brooks, Fresno State  
 Dec. 11 Kenneth Roberts, Brigham Young  
 Dec. 18 Clayton Shields, New Mexico  
 Jan. 2 HL Coleman, Wyoming  
 Anthony Harris, Hawai'i  
 Jan. 8 Kendrick Brooks, Fresno State  
 Jan. 15 Paul Jarrett, San Diego State  
 Jan. 22 Kenneth Roberts, Brigham Young  
 Jan. 29 LaDrell Whitehead, Wyoming  
 Feb. 5 Keith Van Horn, Utah  
 Feb. 12 Bobby Sellers, Colorado State  
 Feb. 19 Anthony Harris, Hawai'i  
 Feb. 26 Charles Smith, New Mexico  
 March 4 Keith Van Horn, Utah

## 1996-97

### Pacific Division

|         |                                    |
|---------|------------------------------------|
| Nov. 25 | HL Coleman, Wyoming                |
| Dec. 2  | Dominick Young, Fresno State       |
| Dec. 9  | Jason Richey, San Diego State      |
| Dec. 16 | Eric Ambrozich, Hawai'i            |
| Dec. 23 | Keon Clark, UNLV                   |
| Dec. 30 | Olivier Saint-Jean, San Jose State |
| Jan. 6  | Anthony Carter, Hawai'i            |
| Jan. 13 | Jarmica Reese, Air Force           |
| Jan. 20 | Anthony Carter, Hawai'i            |
| Jan. 27 | HL Coleman, Wyoming                |
| Feb. 3  | Olivier Saint-Jean, San Jose State |
| Feb. 10 | Daymond Forney, Fresno State       |
| Feb. 17 | Alika Smith, Hawai'i               |
| Feb. 24 | Warren Rosegreen, UNLV             |
| March 3 | Chris Herren, Fresno State         |

### Mountain Division

|         |                             |
|---------|-----------------------------|
| Nov. 25 | Eric Cooley, Tulsa          |
| Dec. 2  | Clayton Shields, New Mexico |
| Dec. 9  | JoJo Garcia, UTEP           |
| Dec. 16 | Keith Van Horn, Utah        |
| Dec. 23 | Keith Van Horn, Utah        |
| Dec. 30 | Shea Seals, Tulsa           |
| Jan. 6  | Shaun Igo, Rice             |
| Jan. 13 | Kenny Thomas, New Mexico    |
| Jan. 20 | Shea Seals, Tulsa           |
| Jan. 27 | Mike Jones, TCU             |
| Feb. 3  | Charles Smith, New Mexico   |
| Feb. 10 | Keith Van Horn, Utah        |
| Feb. 17 | Mike Jones, TCU             |
| Feb. 24 | Shea Seals, Tulsa           |
| March 3 | Michael Ruffin, Tulsa       |

## 1997-98

### Pacific Division

|         |                                 |
|---------|---------------------------------|
| Nov. 17 | Malcolm Johnson, TCU            |
| Nov. 24 | Michael Ruffin, Tulsa           |
| Dec. 1  | Alika Smith, Hawai'i            |
| Dec. 8  | Rod Thompson, Tulsa             |
| Dec. 15 | Lee Nailon, TCU                 |
| Dec. 22 | Anthony Carter, Hawai'i         |
| Dec. 29 | Rod Thompson, Tulsa             |
| Jan. 5  | Anthony Carter, Hawai'i         |
| Jan. 12 | Malcolm Johnson, TCU            |
| Jan. 19 | Terrance Roberson, Fresno State |
| Jan. 26 | Rafer Alston, Fresno State      |
| Feb. 2  | Mike Jones, TCU                 |
| Feb. 9  | Lee Nailon, TCU                 |
| Feb. 16 | Michael Ruffin, Tulsa           |
| Feb. 23 | Tremaine Fowlkes, Fresno State  |
| March 1 | Anthony Carter, Hawai'i         |

### Mountain Division

|         |                              |
|---------|------------------------------|
| Nov. 17 | Kaspars Kambala, UNLV        |
| Nov. 24 | Jarmica Reese, Air Force     |
| Dec. 1  | Hanno Möttölä, Utah          |
| Dec. 8  | Matt Barnett, Colorado State |
| Dec. 15 | Ryan Chilton, Colorado State |
| Dec. 22 | Andre Miller, Utah           |
| Dec. 29 | Jeron Roberts, Wyoming       |
| Jan. 5  | Sharif Fajardo, UTEP         |
| Jan. 12 | Jarmica Reese, Air Force     |
| Jan. 19 | Kenny Thomas, New Mexico     |
| Jan. 26 | Andre Miller, Utah           |
| Feb. 2  | Royce Olney, New Mexico      |
| Feb. 9  | Clayton Shields, New Mexico  |
| Feb. 16 | Jeron Roberts, Wyoming       |
| Feb. 23 | Ron Selleaze, Brigham Young  |
| March 1 | Mekeli Wesley, Brigham Young |

## 1998-99

### Pacific Division

|         |                                   |
|---------|-----------------------------------|
| Nov. 16 | Lamont Long, New Mexico           |
| Nov. 23 | Lamont Long, New Mexico           |
| Nov. 30 | Brian Smith, New Mexico           |
| Dec. 7  | Andre Miller, Utah                |
| Dec. 14 | Nathan Cooper, Brigham Young      |
| Dec. 21 | Willie Farley, Fresno State       |
| Dec. 28 | Shaun Murray, San Jose State      |
| Jan. 4  | Kenny Thomas, New Mexico          |
| Jan. 11 | Terrance Richmond, San Jose State |
| Jan. 18 | Lamont Long, New Mexico           |
| Jan. 25 | Brandon Wolfram, UTEP             |
| Feb. 1  | Alex Jensen, Utah                 |
| Feb. 8  | Terrance Roberson, Fresno State   |
| Feb. 15 | Kevin Henry, New Mexico           |
| Feb. 22 | Kenny Thomas, New Mexico          |
| March 1 | Courtney Alexander, Fresno State  |

### Mountain Division

|         |                         |
|---------|-------------------------|
| Nov. 16 | Marquise Gainous, TCU   |
| Nov. 23 | Tyron Wright, Air Force |
| Nov. 30 | Lee Nailon, TCU         |
| Dec. 7  | Michael Ruffin, Tulsa   |
| Dec. 14 | Ugo Udezue, Wyoming     |
| Dec. 21 | Marquise Gainous, TCU   |
| Dec. 28 | Michael Ruffin, Tulsa   |
| Jan. 4  | Lee Nailon, TCU         |
| Jan. 11 | Michael Ruffin, Tulsa   |
| Jan. 18 | Anthony Blakes, Wyoming |
| Jan. 25 | Jeryl Sasser, SMU       |
| Feb. 1  | Alex Bougaieff, Rice    |
| Feb. 8  | Willie Davis, SMU       |
| Feb. 15 | Lee Nailon, TCU         |
| Feb. 22 | Tyron Wright, Air Force |
| March 1 | Shawn Marion, UNLV      |

## 1999-00

|         |                                  |
|---------|----------------------------------|
| Nov. 22 | Willie Davis, SMU                |
| Nov. 29 | Jeryl Sasser, SMU                |
| Dec. 6  | Eric Coley, Tulsa                |
| Dec. 13 | Courtney Alexander, Fresno State |
| Dec. 20 | William Smith, UTEP              |
| Dec. 27 | Greg Harrington, Tulsa           |
| Jan. 3  | Predrag Savovic, Hawai'i         |
| Jan. 10 | Brandon Kurtz, Tulsa             |
| Jan. 17 | Greg Harrington, Tulsa           |
| Jan. 24 | Willie Davis, SMU                |
| Jan. 31 | Larry Abney, Fresno State        |
| Feb. 7  | Melvin Ely, Fresno State         |
| Feb. 14 | Roy Smallwood, UTEP              |
| Feb. 21 | Larry Abney, Fresno State        |
| Feb. 28 | Courtney Alexander, Fresno State |
| March 6 | Marquise Gainous, TCU            |

## 2000-01

|         |                                |
|---------|--------------------------------|
| Nov. 20 | Terrance Green, Nevada         |
| Nov. 27 | Eugene Costello, UTEP          |
| Dec. 4  | Brandon Wolfram, UTEP          |
| Dec. 11 | Ryan Carroll, TCU              |
| Dec. 18 | Troy Ostler, Hawai'i           |
| Dec. 25 | Tito Maddox, Fresno State      |
| Jan. 1  | Greedy Daniels, TCU            |
| Jan. 8  | Mike Wilks, Rice               |
| Jan. 15 | Demetrius Porter, Fresno State |
| Jan. 22 | Kevin Johnson, Tulsa           |
| Jan. 29 | Tito Maddox, Fresno State      |
| Feb. 5  | Brian Stewart, UTEP            |
| Feb. 12 | Jeryl Sasser, SMU              |
| Feb. 19 | Bingo Merriex, TCU             |
| Feb. 26 | Melvin Ely, Fresno State       |
| March 5 | Brandon Wolfram, UTEP          |

## 2001-02

|         |                                  |
|---------|----------------------------------|
| Nov. 19 | Chris Jefferies, Fresno State    |
| Nov. 26 | Dante Swanson, Tulsa             |
| Dec. 3  | Garry Hill-Thomas, Nevada        |
| Dec. 10 | Darrian Brown, Louisiana Tech    |
| Dec. 17 | Abe Jackson, Boise State         |
| Dec. 24 | Dante Swanson, Tulsa             |
| Dec. 31 | Predrag Savovic, Hawai'i         |
| Jan. 7  | Melvin Ely, Fresno State         |
| Jan. 14 | Terrance Green, Nevada           |
| Jan. 21 | David Granucci, San Jose State   |
| Jan. 28 | Mike McIntyre, Hawai'i           |
| Feb. 4  | Predrag Savovic, Hawai'i         |
| Feb. 11 | Corey Jackson, Nevada            |
| Feb. 18 | Kevin Johnson, Tulsa             |
| Feb. 25 | Gerrod Henderson, Louisiana Tech |
| March 4 | Carl English, Hawai'i            |

## 2002-03

|          |                                 |
|----------|---------------------------------|
| Nov. 25  | Quinton Ross, SMU               |
| Dec. 2   | C.J. Williams, Boise State      |
| Dec. 9   | Jason Parker, Tulsa             |
| Dec. 16  | Bryan Defares, Boise State      |
| Dec. 23  | Kirk Snyder, Nevada             |
| Dec. 30  | Jonathan Woods, Fresno State    |
| Jan. 6   | Hiram Fuller, Fresno State      |
| Jan. 13  | Carl English, Hawai'i           |
| Jan. 20  | Omar-Seli Mance, Rice           |
| Jan. 27  | Quinton Ross, SMU               |
| Feb. 3   | Carl English, Hawai'i           |
| Feb. 10  | Antonio Meeking, Louisiana Tech |
| Feb. 17  | Lavelle Felton, Louisiana Tech  |
| Feb. 24  | Carl English, Hawai'i           |
| March 3  | Damon Jackson, Fresno State     |
| March 10 | Michael Harris, Rice            |

## 2003-04

|         |                                      |
|---------|--------------------------------------|
| Nov. 24 | Justin Isham, SMU                    |
| Dec. 1  | Anthony Price, Tulsa                 |
| Dec. 8  | Patrick Simpson, SMU                 |
| Dec. 15 | Eric Walton, San Jose State          |
| Dec. 22 | Kirk Snyder, Nevada                  |
| Dec. 29 | Omar Thomas, G/F, UTEP               |
| Jan. 5  | Jermaine Blackburn, G/F, Boise State |
| Jan. 12 | Michael Harris, Rice                 |
| Jan. 19 | Omar Thomas, G/F, UTEP               |
| Jan. 26 | Paul Millsap, F/C, Louisiana Tech    |
| Feb. 2  | Julian Sensley, Hawai'i              |
| Feb. 9  | Marcus West, Fresno State            |
| Feb. 16 | Nick Fazekas, Nevada                 |
| Feb. 23 | Michael Harris, Rice                 |
| March 1 | Filiberto Rivera, UTEP               |
| March 8 | Shantay Legans, Fresno State         |

## 2004-05

|         |                                  |
|---------|----------------------------------|
| Nov. 22 | Nick Fazekas, Nevada             |
| Nov. 29 | Marquin Chandler, San Jose State |
| Dec. 6  | Jason Ellis, Boise State         |
| Dec. 13 | Mustafa Al-Sayyad, Fresno State  |
| Dec. 20 | Bryan Hopkins, SMU               |
| Dec. 27 | Bryan Hopkins, SMU               |
| Jan. 3  | Michael Harris, Rice             |
| Jan. 10 | Nick Fazekas, Nevada             |
| Jan. 17 | Omar Thomas, UTEP                |
| Jan. 24 | Paul Millsap, Louisiana Tech     |
| Jan. 31 | Marquin Chandler, San Jose State |
| Feb. 7  | Jarius Glenn, Tulsa              |
| Feb. 14 | Paul Millsap, Louisiana Tech     |
| Feb. 21 | Nick Fazekas, Nevada             |
| Feb. 28 | Michael Harris, Rice             |
| March 7 | Jason McKrieth, Rice             |



## 2005-06

Nov. 21 Matt Lojeski, Hawai'i  
 Nov. 28 Marcelus Kemp, Nevada  
 Dec. 5 Nick Fazekas, Nevada  
 Dec. 12 Jaycee Carroll, Utah State  
 Dec. 19 Paul Millsap, Louisiana Tech  
 Dec. 26 Tyrone Nelson, NM State  
 Jan. 2 Nate Harris, Utah State  
 Jan. 9 Paul Millsap, Louisiana Tech  
 Jan. 16 Paul Millsap, Louisiana Tech  
 Jan. 23 Quinton Hosley, Fresno State  
 Jan. 30 Tyrone Nelson, NM State  
 Feb. 6 Nick Fazekas, Nevada  
 Feb. 13 Demarshay Johnson, Nevada  
 Feb. 20 Paul Millsap, Louisiana Tech  
 Feb. 27 Nick Fazekas, Nevada  
 March 6 Nick Fazekas, Nevada

## 2006-07

Nov. 13 Dominic McGuire, Fresno State  
 Nov. 20 Jaycee Carroll, Utah State  
 Nov. 27 Nick Fazekas, Nevada  
 Dec. 4 Hector Hernandez, Fresno State  
 Dec. 11 David Fisher, NM State  
 Dec. 18 Reggie Larry, Boise State  
 Dec. 25 Matt Lojeski, Hawai'i  
 Jan. 1 Dominic McGuire, Fresno State  
 Jan. 8 Trey McDowell, Louisiana Tech  
 Jan. 15 Marcelus Kemp, Nevada  
 Jan. 22 Trey McDowell, Louisiana Tech  
 Jan. 29 Coby Karl, Boise State  
 Feb. 5 Matt Gibson, Hawai'i  
 Feb. 12 Jaycee Carroll, Utah State  
 Feb. 19 Anthony Thomas, Boise State  
 Feb. 26 Nick Fazekas, Nevada  
 March 5 Matt Lojeski, Hawai'i

## 2007-08

Nov. 12 Reggie Larry, Boise State  
 Nov. 19 Marcelus Kemp, Nevada  
 Nov. 26 Stephen DuCharme, Utah State  
 Dec. 3 Justin Hawkins, NM State  
 Dec. 10 Reggie Larry, Boise State  
 Dec. 17 Brandon Fields, Nevada  
 Dec. 24 Jaycee Carroll, Utah State  
 Dec. 31 Matt Nelson, Boise State  
 Jan. 7 Matt Nelson, Boise State  
 Jan. 14 C.J. Webster, San Jose State  
 Jan. 21 Jaycee Carroll, Utah State  
 Jan. 28 Mike Hall, Idaho  
 Feb. 4 Reggie Larry, Boise State  
 Feb. 11 Jaycee Carroll, Utah State  
 Feb. 18 Marcelus Kemp, Nevada  
 Feb. 25 Kevin Bell, Fresno State  
 March 3 Michael Crowell, Idaho  
 March 10 Justin Hawkins, NM State

## 2008-09

Nov. 17 Gary Wilkinson, Utah State  
 Nov. 24 Mark Sanchez, Boise State  
 Dec. 1 Gary Wilkinson, Utah State  
 Dec. 8 Mark Sanchez, Boise State  
 Dec. 15 Roderick Flemings, Hawai'i  
 Dec. 22 Armon Johnson, Nevada  
 Dec. 29 C.J. Webster, San Jose State  
 Jan. 5 Jared Quayle, Utah State  
 Jan. 12 Luke Babbitt, Nevada  
 Jan. 19 Luke Babbitt, Nevada

Jan. 26 Brandon Wiley, Idaho  
 Feb. 2 Jahmar Young, NM State  
 Feb. 9 Gary Wilkinson, Utah State  
 Feb. 16 Kyle Gibson, Louisiana Tech  
 Feb. 23 Mac Hopson, Idaho  
 March 2 Sylvester Seay, Fresno State  
 March 9 Brandon Fields, Nevada

## 2009-10

Nov. 16 Roderick Flemings, Hawai'i  
 Nov. 23 Joey Shaw, Nevada  
 Nov. 30 Ike Okoye, Boise State  
 Dec. 7 Kyle Gibson, Louisiana Tech  
 Dec. 14 Jahmar Young, NM State  
 Dec. 21 Adrian Oliver, San Jose State  
 Dec. 28 Tai Wesley, Utah State  
 Jan. 4 Olu Ashaolu, Louisiana Tech  
 Jan. 11 Luke Babbitt, Nevada  
 Jan. 18 Jared Quayle, Utah State  
 Jan. 25 Adrian Oliver, San Jose State  
 Feb. 1 Hamidu Rahman, NM State  
 Feb. 8 Jahmar Young, NM State  
 Feb. 15 Armon Johnson, Nevada  
 Feb. 22 Roderick Flemings, Hawai'i  
 March 1 Robert Arnold, Boise State  
 March 7 Tai Wesley, Utah State

## 2010-11

Nov. 15 Hiram Thompson, Hawai'i  
 Nov. 22 DeAndre Brown, Louisiana Tech  
 Nov. 29 Brady Jardine, Utah State  
 Dec. 6 Justin Graham, San Jose State  
 Dec. 13 Tai Wesley, Utah State  
 Dec. 20 Olu Ashaolu, Louisiana Tech  
 Dec. 27 Adrian Oliver, San Jose State  
 Jan. 3 Tai Wesley, Utah State  
 Jan. 10 La'Shard Anderson, Boise State  
 Jan. 17 Jeff Ledbetter, Idaho  
 Jan. 24 Deonte Burton, Nevada  
 Jan. 31 Brian Green, Utah State  
 Feb. 7 Greg Smith, Fresno State  
 Feb. 14 Malik Story, Nevada  
 Feb. 21 Tai Wesley, Utah State  
 Feb. 28 La'Shard Anderson, Boise State  
 March 7 Zane Johnson, Hawai'i

## 2011-12

Nov. 14 Brockeith Pane, Utah State  
 Nov. 21 Wendell McKines, NM State  
 Nov. 28 Malik Story, Nevada  
 Dec. 5 Deonte Burton, Nevada  
 Dec. 12 Deonte Burton, Nevada  
 Dec. 19 Vander Joaquim, Hawai'i  
 Dec. 26 Zane Johnson, Hawai'i  
 Jan. 2 Keith Shamburger, San Jose State  
 Jan. 9 Deonte Burton, Nevada  
 Jan. 16 Vander Joaquim, Hawai'i  
 Jan. 23 Raheem Appleby, Louisiana Tech  
 Jan. 30 Preston Medlin, Utah State  
 Feb. 6 Joston Thomoas, Hawai'i  
 Feb. 13 Kyle Barone, Idaho  
 Feb. 20 Kyle Barone, Idaho  
 Feb. 27 Daniel Mullings, NM State  
 March 5 Wendell McKines, NM State

## 2012-13

Nov. 12 Michael Hale III, UTSA  
 Nov. 19 Kenneth Smith, Louisiana Tech  
 Nov. 26 Raheem Appleby, Louisiana Tech  
 Dec. 3 Raheem Appleby, Louisiana Tech  
 Dec. 10 James Kinney, San Jose State  
 Dec. 17 Royce O'Neale, Denver  
 Dec. 24 Kyisean Reed, Utah State  
 Dec. 31 Kyle Barone, Idaho  
 Jan. 7 Preston Medlin, Utah State  
 Jan. 14 Kenyon McNeail, Louisiana Tech  
 Jan. 21 Brett Olson, Denver  
 Jan. 28 Joel Wright, Texas State  
 Feb. 4 Bandja Sy, NM State  
 Feb. 11 Spencer Butterfield, Utah State  
 Feb. 18 Chris Udofia, Denver  
 Feb. 25 Joel Wright, Texas State  
 March 4 Kyle Barone, Idaho  
 March 11 Spencer Butterfield, Utah State

## 2013-14

Nov. 11 Stephen Madison, Idaho  
 Nov. 18 Daniel Mullings, NM State  
 Nov. 25 Fred Chatmon, F/C, UMKC  
 Dec. 2 Stephen Madison, Idaho  
 Dec. 9 Isiah Umipig, Seattle U  
 Dec. 16 Connor Hill, Idaho  
 Dec. 23 Isiah Umipig, Seattle U  
 Dec. 30 Stephen Madison, Idaho  
 Jan. 6 Ben Aird, Utah Valley  
 Jan. 13 Daniel Mullings, NM State  
 Jan. 20 Shaquille Boga, UTPA  
 Jan. 27 Daniel Mullings, NM State  
 Feb. 3 Daniel Mullings, NM State  
 Feb. 10 Stephen Madison, Idaho  
 Feb. 17 Javorn Farrell, UTPA  
 Feb. 24 Stephen Madison, Idaho  
 March 3 Killian Larson, Grand Canyon  
 March 10 Connor Hill, Idaho

## 2014-15

Nov. 17 Martez Harrison, UMKC  
 Nov. 24 Janari Joesaar, UTPA  
 Dec. 1 Jarell Flora, Seattle U  
 Dec. 8 Dan Kimasa, UTPA  
 Dec. 15 Janari Joesaar, UTPA  
 Dec. 22 Joshua Braun, Grand Canyon  
 Dec. 29 Aly Ahmed, Bakersfield  
 Jan. 5 Isiah Umipig, Seattle U  
 Jan. 12 Mitch Bruneel, Utah Valley  
 Jan. 19 Isiah Umipig, Seattle U  
 Jan. 26 Pascal Siakam, NM State  
 Feb. 2 Aly Ahmed, Bakersfield  
 Feb. 9 Tshilidzi Nephawe, NM State  
 Feb. 16 Pascal Siakam, NM State  
 Feb. 23 William Powell, Seattle U  
 March 2 Clarke Rosenberg, Chicago State  
 March 8 Zach Nelson, Utah Valley



# All-Time Standings

## 1962-63

| Team          | Coach          | WAC Games |      |      |      | All Games |      |      |      |
|---------------|----------------|-----------|------|------|------|-----------|------|------|------|
|               |                | W-L       | Pct. | Off. | Def. | W-L       | Pct. | Off. | Def. |
| Arizona State | Ned Wulk       | 9-1       | .900 | 78.5 | 69.0 | 26-3      | .897 | 79.5 | 69.3 |
| Brigham Young | Stan Watts     | 6-4       | .600 | 80.3 | 80.9 | 12-14     | .462 | 76.3 | 78.3 |
| Utah          | Jack Gardner   | 5-5       | .500 | 76.5 | 65.2 | 12-14     | .462 | 72.7 | 74.8 |
| New Mexico    | Bob King       | 4-6       | .400 | 61.9 | 61.6 | 16-9      | .640 | 65.6 | 57.8 |
| Arizona       | Bruce Larson   | 3-7       | .300 | 63.1 | 66.2 | 13-13     | .500 | 62.0 | 61.8 |
| Wyoming       | Bill Stranigan | 3-7       | .300 | 72.7 | 79.1 | 11-15     | .423 | 71.6 | 75.3 |

## 1963-64

| Team          | Coach          | WAC Games |      |      |      | All Games |      |      |      |
|---------------|----------------|-----------|------|------|------|-----------|------|------|------|
|               |                | W-L       | Pct. | Off. | Def. | W-L       | Pct. | Off. | Def. |
| New Mexico    | Bob King       | 7-3       | .700 | 65.2 | 60.2 | 23-6      | .793 | 67.8 | 57.2 |
| Arizona State | Ned Wulk       | 7-3       | .700 | 78.5 | 74.4 | 16-11     | .593 | 81.5 | 77.4 |
| Brigham Young | Stan Watts     | 5-5       | .500 | 83.5 | 83.8 | 13-12     | .520 | 78.9 | 80.1 |
| Utah          | Jack Gardner   | 4-6       | .400 | 74.9 | 82.1 | 19-9      | .679 | 79.9 | 76.4 |
| Arizona       | Bruce Larson   | 4-6       | .400 | 69.8 | 69.3 | 15-11     | .577 | 67.5 | 62.9 |
| Wyoming       | Bill Stranigan | 3-7       | .300 | 78.3 | 80.4 | 12-14     | .462 | 78.0 | 78.3 |

## 1964-65

| Team          | Coach          | WAC Games |      |      |      | All Games |      |      |      |
|---------------|----------------|-----------|------|------|------|-----------|------|------|------|
|               |                | W-L       | Pct. | Off. | Def. | W-L       | Pct. | Off. | Def. |
| Brigham Young | Stan Watts     | 8-2       | .800 | 92.4 | 86.1 | 21-7      | .750 | 94.6 | 82.5 |
| New Mexico    | Bob King       | 5-5       | .500 | 70.4 | 67.3 | 19-8      | .704 | 71.3 | 55.7 |
| Arizona       | Bruce Larson   | 5-5       | .500 | 70.6 | 74.7 | 17-9      | .653 | 72.7 | 66.7 |
| Wyoming       | Bill Stranigan | 5-5       | .500 | 89.3 | 85.8 | 16-10     | .615 | 86.3 | 80.0 |
| Arizona State | Ned Wulk       | 4-6       | .400 | 83.2 | 88.4 | 13-14     | .481 | 85.2 | 85.6 |
| Utah          | Jack Gardner   | 3-7       | .300 | 83.6 | 87.4 | 17-9      | .653 | 89.9 | 82.8 |

## 1965-66

| Team          | Coach          | WAC Games |      |      |      | All Games |      |      |      |
|---------------|----------------|-----------|------|------|------|-----------|------|------|------|
|               |                | W-L       | Pct. | Off. | Def. | W-L       | Pct. | Off. | Def. |
| Utah          | Jack Gardner   | 7-3       | .700 | 89.6 | 85.1 | 23-8      | .742 | 98.0 | 79.5 |
| Brigham Young | Stan Watts     | 6-4       | .600 | 91.3 | 86.3 | 20-5      | .800 | 97.0 | 84.1 |
| Wyoming       | Bill Stranigan | 5-5       | .500 | 92.4 | 85.7 | 17-9      | .654 | 91.0 | 81.8 |
| Arizona       | Bruce Larson   | 5-5       | .500 | 74.9 | 78.6 | 15-11     | .577 | 74.2 | 71.8 |
| New Mexico    | Bob King       | 4-6       | .400 | 74.5 | 77.1 | 16-8      | .667 | 77.3 | 68.5 |
| Arizona State | Ned Wulk       | 3-7       | .300 | 78.8 | 88.7 | 12-14     | .462 | 77.0 | 80.3 |

## 1966-67

| Team          | Coach          | WAC Games |      |      |      | All Games |      |      |      |
|---------------|----------------|-----------|------|------|------|-----------|------|------|------|
|               |                | W-L       | Pct. | Off. | Def. | W-L       | Pct. | Off. | Def. |
| Brigham Young | Stan Watts     | 8-2       | .800 | 74.6 | 71.7 | 14-10     | .583 | 81.7 | 76.1 |
| Wyoming       | Bill Stranigan | 8-2       | .800 | 77.3 | 72.3 | 15-14     | .517 | 73.4 | 74.9 |
| New Mexico    | Bob King       | 5-5       | .500 | 73.5 | 65.5 | 19-8      | .704 | 72.0 | 61.6 |
| Utah          | Jack Gardner   | 5-5       | .500 | 72.0 | 68.6 | 15-11     | .577 | 77.2 | 71.0 |
| Arizona       | Bruce Larson   | 3-7       | .300 | 67.9 | 73.1 | 8-17      | .320 | 67.7 | 73.1 |
| Arizona State | Ned Wulk       | 1-9       | .100 | 70.5 | 85.0 | 5-21      | .192 | 68.4 | 79.3 |

## 1967-68

| Team          | Coach          | WAC Games |      |      |      | All Games |      |      |      |
|---------------|----------------|-----------|------|------|------|-----------|------|------|------|
|               |                | W-L       | Pct. | Off. | Def. | W-L       | Pct. | Off. | Def. |
| New Mexico    | Bob King       | 8-2       | .800 | 79.5 | 68.8 | 23-5      | .821 | 77.4 | 68.1 |
| Wyoming       | Bill Stranigan | 5-5       | .500 | 80.6 | 82.8 | 18-9      | .667 | 85.6 | 80.5 |
| Utah          | Jack Gardner   | 5-5       | .500 | 84.0 | 81.4 | 17-9      | .653 | 86.0 | 82.0 |
| Brigham Young | Stan Watts     | 4-6       | .400 | 83.7 | 83.4 | 13-12     | .520 | 82.6 | 78.2 |
| Arizona       | Bruce Larson   | 4-6       | .400 | 75.6 | 80.5 | 11-13     | .459 | 74.6 | 74.7 |
| Arizona State | Ned Wulk       | 4-6       | .400 | 80.7 | 87.2 | 11-17     | .393 | 78.2 | 84.1 |

## 1968-69

| Team          | Coach          | WAC Games |      |      |      | All Games |      |      |      |
|---------------|----------------|-----------|------|------|------|-----------|------|------|------|
|               |                | W-L       | Pct. | Off. | Def. | W-L       | Pct. | Off. | Def. |
| Wyoming       | Bill Stranigan | 6-4       | .600 | 74.6 | 72.1 | 19-9      | .679 | 82.2 | 74.3 |
| Brigham Young | Stan Watts     | 6-4       | .600 | 80.4 | 79.8 | 16-12     | .571 | 83.0 | 80.7 |
| Arizona       | Bruce Larson   | 5-5       | .500 | 76.8 | 75.7 | 17-10     | .630 | 78.0 | 72.9 |
| Utah          | Jack Gardner   | 5-5       | .500 | 82.4 | 84.2 | 13-13     | .500 | 83.6 | 83.7 |
| New Mexico    | Bob King       | 4-6       | .400 | 75.8 | 74.6 | 17-9      | .654 | 77.4 | 69.1 |
| Arizona State | Ned Wulk       | 4-6       | .400 | 83.4 | 87.0 | 11-15     | .423 | 83.0 | 84.7 |

## 1969-70

| Team           | Coach          | WAC Games |      |      |      | All Games |      |      |      |
|----------------|----------------|-----------|------|------|------|-----------|------|------|------|
|                |                | W-L       | Pct. | Off. | Def. | W-L       | Pct. | Off. | Def. |
| UTEP           | Don Haskins    | 10-4      | .714 | 79.5 | 71.9 | 17-8      | .680 | 79.1 | 72.6 |
| Wyoming        | Bill Stranigan | 9-5       | .643 | 86.4 | 83.3 | 19-7      | .731 | 83.9 | 79.7 |
| Utah           | Jack Gardner   | 9-5       | .643 | 86.4 | 82.4 | 18-10     | .643 | 87.9 | 83.7 |
| Arizona        | Bruce Larson   | 8-6       | .571 | 79.8 | 80.4 | 12-14     | .452 | 78.4 | 81.9 |
| Colorado State | Jim Williams   | 7-7       | .500 | 78.3 | 75.5 | 14-9      | .609 | 78.2 | 73.3 |
| New Mexico     | Bob King       | 7-7       | .500 | 78.0 | 79.4 | 13-13     | .500 | 78.0 | 78.7 |
| Brigham Young  | Stan Watts     | 4-10      | .286 | 80.4 | 86.0 | 8-18      | .308 | 80.6 | 84.2 |
| Arizona State  | Ned Wulk       | 2-12      | .142 | 83.8 | 94.3 | 4-22      | .154 | 81.5 | 89.6 |

## 1970-71

| Team           | Coach          | WAC Games |      |      |      | All Games |      |      |      |
|----------------|----------------|-----------|------|------|------|-----------|------|------|------|
|                |                | W-L       | Pct. | Off. | Def. | W-L       | Pct. | Off. | Def. |
| Brigham Young  | Stan Watts     | 10-4      | .714 | 82.0 | 75.4 | 18-11     | .621 | 82.8 | 79.1 |
| UTEP           | Don Haskins    | 9-5       | .643 | 69.5 | 68.5 | 16-10     | .615 | 68.2 | 65.2 |
| Utah           | Jack Gardner   | 9-5       | .643 | 85.1 | 84.4 | 15-11     | .615 | 85.6 | 75.6 |
| Arizona State  | Ned Wulk       | 8-6       | .571 | 87.5 | 82.4 | 16-10     | .615 | 90.2 | 82.7 |
| Colorado State | Jim Williams   | 7-7       | .500 | 80.2 | 76.5 | 15-10     | .600 | 79.2 | 73.3 |
| Wyoming        | Bill Stranigan | 6-8       | .429 | 76.0 | 77.8 | 10-15     | .400 | 75.6 | 77.5 |
| New Mexico     | Bob King       | 4-10      | .286 | 71.2 | 76.0 | 14-12     | .539 | 74.4 | 72.4 |
| Arizona        | Bruce Larson   | 3-11      | .214 | 79.6 | 88.9 | 10-16     | .385 | 82.8 | 85.2 |

## 1971-72

| Team           | Coach          | WAC Games |      |      |      | All Games |      |      |      |
|----------------|----------------|-----------|------|------|------|-----------|------|------|------|
|                |                | W-L       | Pct. | Off. | Def. | W-L       | Pct. | Off. | Def. |
| Brigham Young  | Stan Watts     | 12-2      | .857 | 81.0 | 71.7 | 21-5      | .808 | 81.8 | 74.1 |
| UTEP           | Don Haskins    | 9-5       | .643 | 66.4 | 59.9 | 20-7      | .741 | 68.5 | 60.6 |
| Arizona State  | Ned Wulk       | 9-5       | .643 | 81.0 | 77.6 | 18-8      | .692 | 84.6 | 79.0 |
| Colorado State | Jim Williams   | 7-7       | .500 | 76.6 | 76.3 | 15-9      | .625 | 79.2 | 73.2 |
| New Mexico     | Bob King       | 7-7       | .500 | 65.8 | 65.8 | 15-11     | .577 | 72.2 | 68.8 |
| Utah           | Bill Foster    | 5-9       | .357 | 69.6 | 72.4 | 13-12     | .520 | 73.9 | 71.6 |
| Arizona        | Bruce Larson   | 4-10      | .286 | 66.4 | 74.8 | 6-20      | .231 | 66.5 | 76.5 |
| Wyoming        | Bill Stranigan | 3-11      | .214 | 63.3 | 71.7 | 12-14     | .462 | 71.0 | 73.8 |

## 1972-73

| Team           | Coach            | WAC Games |      |      |      | All Games |      |      |      |
|----------------|------------------|-----------|------|------|------|-----------|------|------|------|
|                |                  | W-L       | Pct. | Off. | Def. | W-L       | Pct. | Off. | Def. |
| Arizona State  | Ned Wulk         | 10-4      | .714 | 81.8 | 73.7 | 19-9      | .679 | 82.5 | 74.9 |
| New Mexico     | Norm Ellenberger | 9-5       | .643 | 75.1 | 69.6 | 21-6      | .777 | 78.6 | 67.1 |
| Brigham Young  | Glenn Potter     | 9-5       | .643 | 74.1 | 72.3 | 19-7      | .730 | 79.5 | 74.6 |
| Arizona        | Fred Snowden     | 9-5       | .643 | 84.8 | 84.0 | 16-10     | .615 | 81.8 | 81.5 |
| UTEP           | Don Haskins      | 6-8       | .428 | 61.4 | 61.0 | 16-10     | .615 | 63.3 | 56.1 |
| Colorado State | Jim Williams     | 5-9       | .357 | 68.4 | 73.6 | 13-15     | .464 | 70.1 | 71.8 |
| Wyoming        | Bill Stranigan   | 4-10      | .285 | 61.8 | 69.3 | 9-17      | .346 | 60.8 | 66.9 |
| Utah           | Bill Foster      | 4-10      | .285 | 72.1 | 76.4 | 8-19      | .296 | 71.1 | 75.5 |

## 1973-74

| Team           | Coach            | WAC Games |      |      |      | All Games |      |      |      |
|----------------|------------------|-----------|------|------|------|-----------|------|------|------|
|                |                  | W-L       | Pct. | Off. | Def. | W-L       | Pct. | Off. | Def. |
| New Mexico     | Norm Ellenberger | 10-4      | .714 | 80.5 | 74.1 | 22-7      | .759 | 84.2 | 71.9 |
| Utah           | Bill Foster      | 9-5       | .643 | 87.3 | 84.2 | 22-8      | .733 | 90.9 | 83.1 |
| Arizona        | Fred Snowden     | 9-5       | .643 | 90.2 | 86.9 | 19-7      | .730 | 89.0 | 81.9 |
| Arizona State  | Ned Wulk         | 9-5       | .643 | 80.1 | 74.6 | 18-9      | .667 | 80.9 | 74.0 |
| UTEP           | Don Haskins      | 8-6       | .571 | 66.1 | 62.2 | 18-7      | .720 | 65.7 | 56.5 |
| Brigham Young  | Glenn Potter     | 6-8       | .429 | 75.1 | 81.5 | 11-15     | .423 | 77.5 | 84.0 |
| Colorado State | Jim Williams     | 5-9       | .357 | 65.8 | 65.0 | 12-14     | .461 | 67.8 | 64.8 |
| Wyoming        | Moe Radovich     | 0-14      | .000 | 66.5 | 82.1 | 4-22      | .153 | 68.9 | 80.0 |

## 1974-75

| Team           | Coach            | WAC Games |      |      |      | All Games |      |      |      |
|----------------|------------------|-----------|------|------|------|-----------|------|------|------|
|                |                  | W-L       | Pct. | Off. | Def. | W-L       | Pct. | Off. | Def. |
| Arizona State  | Ned Wulk         | 12-2      | .857 | 89.1 | 78.9 | 25-4      | .862 | 86.9 | 77.0 |
| UTEP           | Don Haskins      | 10-4      | .714 | 64.2 | 59.8 | 20-6      | .769 | 64.2 | 57.3 |
| Arizona        | Fred Snowden     | 9-5       | .642 | 80.0 | 74.9 | 22-7      | .759 | 82.1 | 74.6 |
| Utah           | Jerry Pimm       | 7-7       | .500 | 77.5 | 77.2 | 17-9      | .654 | 85.4 | 79.8 |
| Colorado State | Jim Williams     | 6-8       | .429 | 75.1 | 74.7 | 14-12     | .538 | 76.5 | 70.6 |
| Brigham Young  | Glenn Potter     | 5-9       | .357 | 75.4 | 82.7 | 12-14     | .462 | 79.3 | 81.4 |
| New Mexico     | Norm Ellenberger | 4-10      | .286 | 67.4 | 70.9 | 13-13     | .500 | 71.1 | 70.2 |
| Wyoming        | Moe Radovich     | 3-11      | .214 | 63.6 | 73.0 | 10-16     | .385 | 68.7 | 71.5 |

# All-Time Standings

## 1975-76

| Team           | Coach            | WAC Games |      |      |      | All Games |      |      |      |
|----------------|------------------|-----------|------|------|------|-----------|------|------|------|
|                |                  | W-L       | Pct. | Off. | Def. | W-L       | Pct. | Off. | Def. |
| Arizona        | Fred Snowden     | 11-3      | .786 | 73.7 | 69.3 | 24-9      | .727 | 81.9 | 73.7 |
| UTEP           | Don Haskins      | 9-5       | .643 | 61.0 | 58.4 | 19-7      | .731 | 64.2 | 56.9 |
| Utah           | Jerry Pimm       | 9-5       | .643 | 73.4 | 71.7 | 19-8      | .704 | 81.6 | 73.8 |
| New Mexico     | Norm Ellenberger | 8-6       | .571 | 66.5 | 66.1 | 16-11     | .592 | 72.8 | 70.4 |
| Brigham Young  | Frank Arnold     | 6-8       | .428 | 77.0 | 75.4 | 12-14     | .461 | 77.5 | 76.5 |
| Colorado State | Jim Williams     | 6-8       | .428 | 74.1 | 77.6 | 10-16     | .384 | 73.6 | 76.6 |
| Arizona State  | Ned Wulk         | 5-9       | .357 | 75.6 | 76.5 | 16-11     | .592 | 77.7 | 74.6 |
| Wyoming        | Moe Radovich     | 2-12      | .143 | 61.2 | 66.4 | 10-17     | .370 | 66.4 | 65.9 |

## 1976-77

| Team           | Coach            | WAC Games |      |      |      | All Games |      |      |      |
|----------------|------------------|-----------|------|------|------|-----------|------|------|------|
|                |                  | W-L       | Pct. | Off. | Def. | W-L       | Pct. | Off. | Def. |
| Utah           | Jerry Pimm       | 11-3      | .786 | 77.1 | 71.2 | 22-7      | .758 | 81.7 | 74.5 |
| Arizona        | Fred Snowden     | 10-4      | .714 | 82.5 | 77.1 | 21-6      | .778 | 85.2 | 74.6 |
| New Mexico     | Norm Ellenberger | 8-6       | .576 | 77.5 | 77.5 | 19-11     | .633 | 86.6 | 80.8 |
| Wyoming        | Don DeVoe        | 8-6       | .576 | 74.6 | 78.8 | 17-10     | .629 | 75.4 | 72.7 |
| Arizona State  | Ned Wulk         | 6-8       | .428 | 80.7 | 80.1 | 15-13     | .536 | 82.7 | 79.6 |
| Colorado State | Jim Williams     | 6-8       | .428 | 69.0 | 67.6 | 13-12     | .520 | 70.8 | 65.9 |
| Brigham Young  | Frank Arnold     | 4-10      | .286 | 69.3 | 74.0 | 12-15     | .444 | 74.6 | 75.1 |
| UTEP           | Don Haskins      | 3-11      | .214 | 58.6 | 62.8 | 11-15     | .423 | 63.7 | 63.4 |

## 1977-78

| Team           | Coach            | WAC Games |      |      |      | All Games |      |      |      |
|----------------|------------------|-----------|------|------|------|-----------|------|------|------|
|                |                  | W-L       | Pct. | Off. | Def. | W-L       | Pct. | Off. | Def. |
| New Mexico     | Norm Ellenberger | 13-1      | .928 | 92.4 | 79.8 | 24-4      | .857 | 97.5 | 82.9 |
| Utah           | Jerry Pimm       | 12-2      | .857 | 81.5 | 74.7 | 23-6      | .793 | 79.5 | 73.2 |
| Colorado State | Jim Williams     | 8-6       | .571 | 77.6 | 78.1 | 18-9      | .667 | 76.1 | 73.0 |
| Arizona        | Fred Snowden     | 6-8       | .428 | 82.1 | 81.1 | 15-11     | .577 | 84.0 | 79.5 |
| Arizona State  | Ned Wulk         | 6-8       | .428 | 78.2 | 81.1 | 13-14     | .481 | 79.6 | 80.4 |
| Brigham Young  | Fred Arnold      | 6-8       | .428 | 79.9 | 80.9 | 12-18     | .400 | 81.0 | 83.2 |
| Wyoming        | Don DeVoe        | 3-11      | .214 | 72.5 | 81.1 | 12-15     | .444 | 77.9 | 77.7 |
| UTEP           | Don Haskins      | 2-12      | .143 | 60.9 | 68.4 | 10-16     | .385 | 63.1 | 65.5 |

## 1978-79

| Team            | Coach            | WAC Games |      |      |      | All Games |      |      |      |
|-----------------|------------------|-----------|------|------|------|-----------|------|------|------|
|                 |                  | W-L       | Pct. | Off. | Def. | W-L       | Pct. | Off. | Def. |
| Brigham Young   | Frank Arnold     | 10-2      | .833 | 81.9 | 71.8 | 20-8      | .714 | 85.0 | 76.6 |
| Utah            | Jerry Pimm       | 9-3       | .750 | 76.3 | 74.1 | 20-10     | .667 | 77.6 | 75.5 |
| New Mexico      | Norm Ellenberger | 8-4       | .667 | 77.7 | 75.5 | 19-10     | .655 | 88.5 | 82.0 |
| Wyoming         | Jim Brandenburg  | 5-7       | .417 | 61.9 | 63.5 | 15-12     | .555 | 70.6 | 65.6 |
| San Diego State | Tim Vezie        | 4-8       | .333 | 78.0 | 80.8 | 15-12     | .555 | 80.7 | 78.2 |
| UTEP            | Don Haskins      | 3-9       | .250 | 64.9 | 67.3 | 11-15     | .423 | 69.0 | 67.8 |
| Colorado State  | Jim Williams     | 3-9       | .250 | 69.7 | 76.6 | 11-16     | .407 | 73.5 | 74.3 |

## 1979-80

| Team            | Coach            | WAC Games |      |      |      | All Games |      |      |      |
|-----------------|------------------|-----------|------|------|------|-----------|------|------|------|
|                 |                  | W-L       | Pct. | Off. | Def. | W-L       | Pct. | Off. | Def. |
| Brigham Young   | Frank Arnold     | 13-1      | .928 | 84.2 | 69.7 | 24-5      | .837 | 83.5 | 72.5 |
| UTEP            | Don Haskins      | 10-4      | .714 | 71.2 | 68.1 | 20-8      | .714 | 70.2 | 65.8 |
| Utah            | Jerry Pimm       | 10-4      | .714 | 78.1 | 72.1 | 18-10     | .643 | 77.7 | 73.1 |
| Wyoming         | Jim Brandenburg  | 8-6       | .571 | 59.5 | 55.8 | 18-10     | .643 | 69.0 | 58.7 |
| Colorado State  | Jim Williams     | 5-9       | .357 | 73.7 | 78.4 | 10-17     | .370 | 72.9 | 77.1 |
| Hawai'i         | Larry Little     | 4-10      | .286 | 76.0 | 74.1 | 13-14     | .481 | 75.7 | 76.4 |
| New Mexico      | Charlie Harrison | 3-11      | .214 | 67.6 | 76.2 | 7-21      | .250 | 74.0 | 80.0 |
| San Diego State | Smokey Gaines    | 3-11      | .214 | 76.4 | 85.5 | 6-21      | .222 | 77.6 | 85.3 |

## 1980-81

| Team            | Coach           | WAC Games |      |      |      | All Games |      |      |      |
|-----------------|-----------------|-----------|------|------|------|-----------|------|------|------|
|                 |                 | W-L       | Pct. | Off. | Def. | W-L       | Pct. | Off. | Def. |
| Utah            | Jerry Pimm      | 13-3      | .812 | 72.8 | 64.9 | 25-5      | .833 | 76.3 | 66.3 |
| Wyoming         | Jim Brandenburg | 13-3      | .812 | 68.9 | 55.8 | 24-6      | .809 | 73.6 | 57.7 |
| Brigham Young   | Frank Arnold    | 12-4      | .750 | 77.8 | 69.6 | 25-7      | .781 | 78.8 | 71.1 |
| UTEP            | Don Haskins     | 9-7       | .562 | 60.1 | 57.8 | 18-12     | .600 | 67.4 | 62.1 |
| San Diego State | Smokey Gaines   | 8-8       | .500 | 70.6 | 74.1 | 15-12     | .556 | 72.5 | 72.5 |
| Hawai'i         | Larry Little    | 7-9       | .437 | 63.8 | 67.9 | 14-13     | .518 | 74.3 | 73.4 |
| New Mexico      | Gary Colson     | 6-10      | .375 | 70.9 | 75.5 | 11-15     | .423 | 75.7 | 77.3 |
| Air Force       | Hank Egan       | 3-13      | .187 | 52.8 | 57.6 | 9-18      | .333 | 54.0 | 56.2 |
| Colorado State  | Tony McAndrews  | 1-15      | .062 | 54.8 | 79.2 | 3-24      | .111 | 57.6 | 70.8 |

## 1981-82

| Team            | Coach           | WAC Games |      |      |      | All Games |      |      |      |
|-----------------|-----------------|-----------|------|------|------|-----------|------|------|------|
|                 |                 | W-L       | Pct. | Off. | Def. | W-L       | Pct. | Off. | Def. |
| Wyoming         | Jim Brandenburg | 14-2      | .875 | 58.7 | 47.1 | 23-7      | .767 | 62.6 | 51.5 |
| UTEP            | Don Haskins     | 11-5      | .687 | 57.3 | 52.3 | 20-8      | .714 | 62.4 | 53.4 |
| San Diego State | Smokey Gaines   | 11-5      | .687 | 69.0 | 65.9 | 20-9      | .689 | 63.0 | 66.9 |
| Hawai'i         | Larry Little    | 9-7       | .562 | 64.1 | 63.5 | 17-10     | .629 | 69.0 | 66.2 |
| Brigham Young   | Fred Arnold     | 9-7       | .562 | 60.3 | 55.9 | 17-13     | .567 | 62.8 | 58.4 |
| New Mexico      | Gary Colson     | 7-9       | .437 | 65.2 | 68.1 | 14-14     | .500 | 70.6 | 67.9 |
| Utah            | Jerry Pimm      | 6-10      | .375 | 62.7 | 67.8 | 11-17     | .393 | 64.0 | 67.9 |
| Air Force       | Hank Egan       | 3-13      | .188 | 48.9 | 58.8 | 8-19      | .296 | 51.1 | 56.9 |
| Colorado State  | Tony McAndrews  | 2-14      | .125 | 52.6 | 59.3 | 8-19      | .296 | 56.9 | 61.2 |

## 1982-83

| Team            | Coach           | WAC Games |      |      |      | All Games |      |      |      |
|-----------------|-----------------|-----------|------|------|------|-----------|------|------|------|
|                 |                 | W-L       | Pct. | Off. | Def. | W-L       | Pct. | Off. | Def. |
| UTEP            | Don Haskins     | 11-5      | .687 | 58.4 | 54.6 | 19-10     | .655 | 64.5 | 57.6 |
| Utah            | Jerry Pimm      | 11-5      | .687 | 63.3 | 61.3 | 18-14     | .563 | 64.0 | 64.7 |
| Brigham Young   | Frank Arnold    | 11-5      | .687 | 69.9 | 62.8 | 15-14     | .517 | 69.4 | 66.2 |
| Hawai'i         | Larry Little    | 9-7       | .562 | 66.8 | 67.6 | 17-11     | .607 | 67.6 | 67.7 |
| San Diego State | Smokey Gaines   | 8-8       | .500 | 64.3 | 64.8 | 18-10     | .643 | 69.7 | 65.0 |
| Wyoming         | Jim Brandenburg | 8-8       | .500 | 60.1 | 56.6 | 16-13     | .552 | 62.9 | 57.1 |
| New Mexico      | Gary Colson     | 6-10      | .375 | 64.2 | 68.4 | 14-15     | .483 | 71.7 | 69.9 |
| Colorado State  | Tony McAndrews  | 6-10      | .375 | 55.9 | 58.9 | 11-17     | .393 | 57.5 | 58.9 |
| Air Force       | Hank Egan       | 2-14      | .125 | 55.4 | 64.4 | 10-17     | .370 | 57.9 | 63.0 |

## 1983-84

| Team            | Coach           | WAC Games |      |      |      | All Games |      |      |      |
|-----------------|-----------------|-----------|------|------|------|-----------|------|------|------|
|                 |                 | W-L       | Pct. | Off. | Def. | W-L       | Pct. | Off. | Def. |
| UTEP            | Don Haskins     | 13-3      | .812 | 67.6 | 61.1 | 27-4      | .871 | 67.8 | 59.9 |
| Brigham Young   | Ladell Andersen | 12-4      | .750 | 79.9 | 73.3 | 20-11     | .645 | 78.5 | 75.0 |
| New Mexico      | Gary Colson     | 10-6      | .625 | 60.7 | 58.9 | 24-11     | .686 | 63.7 | 59.2 |
| Wyoming         | Jim Brandenburg | 9-7       | .562 | 62.4 | 59.4 | 17-13     | .567 | 63.2 | 58.4 |
| Colorado State  | Tony McAndrews  | 9-7       | .562 | 60.1 | 60.0 | 16-14     | .533 | 61.9 | 59.8 |
| San Diego State | Smokey Gaines   | 6-10      | .375 | 67.1 | 68.4 | 15-13     | .536 | 72.1 | 70.3 |
| Hawai'i         | Larry Little    | 6-10      | .375 | 64.6 | 69.4 | 12-16     | .428 | 69.4 | 72.5 |
| Utah            | Lynn Archibald  | 4-12      | .250 | 67.1 | 70.1 | 11-19     | .367 | 69.9 | 72.3 |
| Air Force       | Hank Egan       | 3-13      | .187 | 53.8 | 61.9 | 8-19      | .296 | 56.7 | 61.0 |

## 1984-85

| Team            | Coach           | WAC Games |      |      |      | All Games |      |      |      |
|-----------------|-----------------|-----------|------|------|------|-----------|------|------|------|
|                 |                 | W-L       | Pct. | Off. | Def. | W-L       | Pct. | Off. | Def. |
| UTEP            | Don Haskins     | 12-4      | .750 | 73.6 | 66.2 | 22-10     | .687 | 73.8 | 66.8 |
| San Diego State | Smokey Gaines   | 11-5      | .687 | 77.1 | 71.8 | 23-8      | .742 | 80.4 | 72.3 |
| New Mexico      | Gary Colson     | 9-7       | .562 | 69.6 | 66.5 | 19-13     | .594 | 70.4 | 66.8 |
| Colorado State  | Tony McAndrews  | 9-7       | .562 | 66.7 | 66.0 | 18-12     | .600 | 69.2 | 66.7 |
| Brigham Young   | Ladell Andersen | 9-7       | .562 | 73.6 | 71.9 | 15-14     | .519 | 75.0 | 74.4 |
| Utah            | Lynn Archibald  | 8-8       | .500 | 68.3 | 69.0 | 15-16     | .484 | 71.0 | 72.0 |
| Wyoming         | Jim Brandenburg | 7-9       | .437 | 63.2 | 66.6 | 15-14     | .519 | 65.3 | 65.5 |
| Hawai'i         | Larry Little    | 5-11      | .312 | 65.1 | 71.2 | 10-18     | .357 | 69.4 | 73.1 |
| Air Force       | Reggie Minton   | 2-14      | .125 | 61.3 | 69.1 | 8-20      | .286 | 64.2 | 67.1 |

## 1985-86

| Team            | Coach           | WAC Games |      |      |      | All Games |      |      |      |
|-----------------|-----------------|-----------|------|------|------|-----------|------|------|------|
|                 |                 | W-L       | Pct. | Off. | Def. | W-L       | Pct. | Off. | Def. |
| Wyoming         | Jim Brandenburg | 12-4      | .750 | 70.1 | 64.3 | 24-12     | .667 | 70.2 | 66.3 |
| UTEP            | Don Haskins     | 12-4      | .750 | 69.3 | 61.4 | 27-6      | .818 | 67.6 | 60.2 |
| Utah            | Lynn Archibald  | 12-4      | .750 | 71.3 | 68.8 | 20-10     | .667 | 73.8 | 70.0 |
| Brigham Young   | Ladell Andersen | 11-5      | .688 | 71.7 | 65.8 | 18-14     | .563 | 72.8 | 70.6 |
| New Mexico      | Gary Colson     | 8-8       | .500 | 67.0 | 64.8 | 17-14     | .548 | 67.5 | 63.9 |
| San Diego State | Smokey Gaines   | 7-9       | .438 | 73.9 | 75.2 | 10-19     | .345 | 74.7 | 76.7 |
| Colorado State  | Tony McAndrews  | 6-10      | .375 | 65.3 | 67.1 | 11-18     | .379 | 62.6 | 65.1 |
| Air Force       | Reggie Minton   | 3-13      | .188 | 56.8 | 64.9 | 10-19     | .345 | 60.7 | 64.4 |
| Hawai'i         | Frank Arnold    | 1-15      | .071 | 64.0 | 76.9 | 4-24      | .143 | 66.2 | 77.2 |

## 1986-87

| Team          | Coach           | WAC Games |      |     |     | All Games |        |      |     |     |
|---------------|-----------------|-----------|------|-----|-----|-----------|--------|------|-----|-----|
|               |                 | W-L       | Pct. | H   | A   | W-L       | Pct.   | H    | A   | N   |
| UTEP          | Don Haskins     | 13-3      | .813 | 7-1 | 6-2 | 25-7      | .781   | 15-2 | 9-3 | 1-2 |
| Brigham Young | Ladell Andersen | 12-4      | .750 | 6-2 | 6-2 | 21-11     | .656</ |      |     |     |

# All-Time Standings

## 1987-88

| Team            | Coach           | WAC Games |      |     |     | All Games |      |      |      |     |
|-----------------|-----------------|-----------|------|-----|-----|-----------|------|------|------|-----|
|                 |                 | W-L       | Pct. | H   | A   | W-L       | Pct. | H    | A    | N   |
| Brigham Young   | Ladell Andersen | 13-3      | .813 | 7-1 | 6-2 | 26-6      | .813 | 16-2 | 9-3  | 1-1 |
| Wyoming         | Benny Dees      | 11-5      | .688 | 7-1 | 4-4 | 26-6      | .813 | 15-1 | 7-4  | 4-1 |
| Utah            | Lynn Archibald  | 11-5      | .688 | 7-1 | 4-4 | 19-11     | .633 | 14-2 | 5-8  | 0-1 |
| UTEP            | Don Haskins     | 10-6      | .625 | 6-2 | 4-4 | 23-10     | .697 | 16-2 | 5-6  | 2-2 |
| New Mexico      | Gary Colson     | 8-8       | .500 | 7-1 | 1-7 | 22-14     | .611 | 19-2 | 3-9  | 0-3 |
| Colorado State  | Boyd Grant      | 8-8       | .500 | 6-2 | 2-6 | 22-13     | .629 | 15-2 | 4-8  | 3-3 |
| San Diego State | Jim Brandenburg | 5-11      | .313 | 4-4 | 1-7 | 12-17     | .414 | 9-6  | 2-8  | 1-3 |
| Air Force       | Reggie Minton   | 4-12      | .250 | 4-4 | 0-8 | 11-17     | .393 | 9-4  | 1-10 | 1-3 |
| Hawai'i         | Riley Wallace   | 2-14      | .125 | 2-6 | 0-8 | 4-25      | .138 | 3-14 | 0-11 | 1-0 |

## 1988-89

| Team            | Coach           | WAC Games |      |     |     | All Games |      |      |      |     |
|-----------------|-----------------|-----------|------|-----|-----|-----------|------|------|------|-----|
|                 |                 | W-L       | Pct. | H   | A   | W-L       | Pct. | H    | A    | N   |
| Colorado State  | Boyd Grant      | 12-4      | .750 | 7-1 | 5-3 | 23-10     | .697 | 12-2 | 8-6  | 3-2 |
| UTEP            | Don Haskins     | 11-5      | .688 | 8-0 | 3-5 | 26-7      | .788 | 18-0 | 4-6  | 4-1 |
| New Mexico      | Dave Bliss      | 11-5      | .688 | 6-2 | 5-3 | 22-11     | .667 | 15-5 | 6-5  | 1-1 |
| Hawai'i         | Riley Wallace   | 9-7       | .563 | 5-3 | 4-4 | 17-13     | .567 | 11-4 | 4-8  | 2-1 |
| Brigham Young   | Ladell Andersen | 7-9       | .438 | 5-3 | 2-6 | 14-15     | .483 | 10-5 | 3-9  | 1-1 |
| Air Force       | Reggie Minton   | 6-10      | .375 | 3-5 | 3-5 | 14-14     | .500 | 9-5  | 4-7  | 1-2 |
| Wyoming         | Benny Dees      | 6-10      | .375 | 3-5 | 3-5 | 14-17     | .452 | 11-7 | 3-8  | 0-2 |
| Utah            | Lynn Archibald  | 6-10      | .375 | 3-5 | 3-5 | 16-17     | .485 | 11-7 | 4-8  | 1-2 |
| San Diego State | Jim Brandenburg | 4-12      | .250 | 4-4 | 0-8 | 12-17     | .414 | 11-6 | 1-11 | 0-0 |

## 1989-90

| Team            | Coach           | WAC Games |      |     |     | All Games |      |      |      |     |
|-----------------|-----------------|-----------|------|-----|-----|-----------|------|------|------|-----|
|                 |                 | W-L       | Pct. | H   | A   | W-L       | Pct. | H    | A    | N   |
| Colorado State  | Boyd Grant      | 11-5      | .688 | 7-1 | 4-4 | 21-9      | .700 | 13-1 | 5-6  | 3-2 |
| Brigham Young   | Roger Reid      | 11-5      | .688 | 8-0 | 3-5 | 21-9      | .700 | 15-0 | 6-7  | 0-2 |
| Hawai'i         | Riley Wallace   | 10-6      | .625 | 7-1 | 3-5 | 25-10     | .714 | 14-2 | 4-7  | 7-1 |
| UTEP            | Don Haskins     | 10-6      | .625 | 5-3 | 5-3 | 21-11     | .656 | 15-5 | 6-5  | 0-1 |
| New Mexico      | Dave Bliss      | 9-7       | .563 | 6-2 | 3-5 | 20-14     | .588 | 17-3 | 3-9  | 0-2 |
| Wyoming         | Benny Dees      | 7-9       | .437 | 4-4 | 3-5 | 15-14     | .517 | 11-5 | 4-8  | 0-1 |
| Utah            | Rick Majerus    | 7-9       | .437 | 6-2 | 1-7 | 16-14     | .533 | 12-3 | 3-10 | 1-1 |
| San Diego State | Jim Brandenburg | 4-12      | .250 | 3-5 | 1-7 | 13-18     | .419 | 10-6 | 1-9  | 2-3 |
| Air Force       | Reggie Minton   | 3-13      | .188 | 2-6 | 1-7 | 12-20     | .375 | 8-7  | 1-10 | 3-3 |

## 1990-91

| Team            | Coach           | WAC Games |      |     |     | All Games |      |      |      |     |
|-----------------|-----------------|-----------|------|-----|-----|-----------|------|------|------|-----|
|                 |                 | W-L       | Pct. | H   | A   | W-L       | Pct. | H    | A    | N   |
| Utah            | Rick Majerus    | 15-1      | .938 | 8-0 | 7-1 | 30-4      | .882 | 15-0 | 12-2 | 3-2 |
| Brigham Young   | Roger Reid      | 11-5      | .688 | 6-2 | 5-3 | 21-13     | .618 | 10-6 | 7-4  | 4-3 |
| New Mexico      | Dave Bliss      | 10-6      | .625 | 6-2 | 4-4 | 20-10     | .667 | 15-2 | 5-6  | 0-2 |
| Wyoming         | Benny Dees      | 8-8       | .500 | 4-4 | 4-4 | 20-12     | .625 | 15-5 | 5-7  | 0-0 |
| UTEP            | Don Haskins     | 7-9       | .467 | 5-3 | 2-6 | 16-13     | .552 | 13-4 | 3-9  | 0-0 |
| Hawai'i         | Riley Wallace   | 7-9       | .467 | 5-3 | 2-6 | 16-13     | .552 | 13-4 | 2-7  | 1-2 |
| Colorado State  | Boyd Grant      | 6-10      | .375 | 4-4 | 2-6 | 15-14     | .517 | 8-6  | 6-7  | 1-1 |
| San Diego State | Jim Brandenburg | 6-10      | .375 | 4-4 | 2-6 | 13-16     | .448 | 10-6 | 2-9  | 1-1 |
| Air Force       | Reggie Minton   | 2-14      | .125 | 1-7 | 1-7 | 9-20      | .310 | 8-7  | 1-10 | 0-3 |

## 1991-92

| Team            | Coach            | WAC Games |      |     |     | All Games |      |      |      |     |
|-----------------|------------------|-----------|------|-----|-----|-----------|------|------|------|-----|
|                 |                  | W-L       | Pct. | H   | A   | W-L       | Pct. | H    | A    | N   |
| Brigham Young   | Roger Reid       | 12-4      | .750 | 8-0 | 4-4 | 25-7      | .781 | 14-1 | 4-4  | 4-2 |
| UTEP            | Don Haskins      | 12-4      | .750 | 8-0 | 4-4 | 27-7      | .794 | 17-1 | 7-4  | 3-2 |
| New Mexico      | Dave Bliss       | 11-5      | .688 | 8-0 | 3-5 | 20-13     | .606 | 15-5 | 4-6  | 1-2 |
| Utah            | Rick Majerus     | 9-7       | .563 | 5-3 | 4-4 | 24-11     | .686 | 14-4 | 8-5  | 2-2 |
| Hawai'i         | Riley Wallace    | 9-7       | .563 | 6-2 | 3-5 | 16-12     | .571 | 12-5 | 3-6  | 1-1 |
| Wyoming         | Benny Dees       | 8-8       | .500 | 5-3 | 3-5 | 16-13     | .552 | 11-4 | 5-7  | 0-2 |
| Colorado State  | Stew Morrill     | 8-8       | .500 | 5-3 | 3-5 | 14-17     | .452 | 10-6 | 4-11 | 0-0 |
| Air Force       | Reggie Minton    | 3-13      | .188 | 2-6 | 1-7 | 9-20      | .310 | 8-7  | 1-11 | 0-2 |
| San Diego State | Jim Brandenburg  | 0-16      | .000 | 0-8 | 0-8 | 2-26      | .071 | 1-13 | 0-13 | 1-0 |
|                 | Jim Harrick, Jr. |           |      |     |     |           |      |      |      |     |

## 1992-93

| Team            | Coach         | WAC Games |      |     |     | All Games |      |      |      |     |
|-----------------|---------------|-----------|------|-----|-----|-----------|------|------|------|-----|
|                 |               | W-L       | Pct. | H   | A   | W-L       | Pct. | H    | A    | N   |
| Utah            | Rick Majerus  | 15-3      | .833 | 9-0 | 6-3 | 24-7      | .774 | 15-0 | 7-5  | 2-2 |
| Brigham Young   | Roger Reid    | 15-3      | .833 | 8-1 | 7-2 | 25-9      | .735 | 13-1 | 8-3  | 4-5 |
| New Mexico      | Dave Bliss    | 13-5      | .722 | 8-1 | 5-4 | 24-7      | .774 | 15-1 | 6-5  | 3-2 |
| UTEP            | Don Haskins   | 10-8      | .556 | 6-3 | 4-5 | 21-13     | .618 | 13-5 | 6-7  | 2-1 |
| Colorado State  | Stew Morrill  | 9-9       | .500 | 7-2 | 2-7 | 17-12     | .586 | 14-2 | 3-9  | 0-1 |
| Fresno State    | Gary Colson   | 8-10      | .444 | 6-3 | 2-7 | 13-15     | .464 | 10-5 | 3-9  | 0-1 |
| Hawai'i         | Riley Wallace | 7-11      | .313 | 5-4 | 2-7 | 12-16     | .429 | 9-8  | 2-7  | 1-1 |
| Wyoming         | Benny Dees    | 7-11      | .313 | 5-4 | 2-7 | 13-15     | .464 | 9-4  | 3-9  | 1-2 |
| San Diego State | Tony Fuller   | 3-15      | .167 | 2-7 | 1-8 | 8-21      | .276 | 6-9  | 1-10 | 1-2 |
| Air Force       | Reggie Minton | 3-15      | .167 | 2-7 | 1-8 | 9-19      | .321 | 7-7  | 1-11 | 1-1 |

## 1993-94

| Team            | Coach         | WAC Games |      |     |     | All Games |      |      |      |     |
|-----------------|---------------|-----------|------|-----|-----|-----------|------|------|------|-----|
|                 |               | W-L       | Pct. | H   | A   | W-L       | Pct. | H    | A    | N   |
| New Mexico      | Dave Bliss    | 14-4      | .778 | 9-0 | 5-4 | 23-8      | .742 | 16-1 | 6-5  | 1-2 |
| Fresno State    | Gary Colson   | 13-5      | .722 | 8-1 | 5-4 | 21-11     | .656 | 15-2 | 5-8  | 1-1 |
| Brigham Young   | Roger Reid    | 12-6      | .667 | 7-2 | 5-4 | 22-10     | .688 | 14-2 | 5-6  | 3-2 |
| Hawai'i         | Riley Wallace | 11-7      | .611 | 7-2 | 4-5 | 18-15     | .545 | 11-5 | 4-6  | 3-4 |
| Colorado State  | Stew Morrill  | 8-10      | .444 | 6-3 | 2-7 | 15-13     | .536 | 12-3 | 3-9  | 0-1 |
| Utah            | Rick Majerus  | 8-10      | .444 | 7-2 | 1-8 | 14-14     | .500 | 11-3 | 3-10 | 0-1 |
| UTEP            | Don Haskins   | 8-10      | .444 | 4-5 | 4-5 | 18-12     | .600 | 13-5 | 4-6  | 1-1 |
| Wyoming         | Joby Wright   | 7-11      | .389 | 5-4 | 2-7 | 14-14     | .500 | 8-5  | 3-8  | 3-1 |
| San Diego State | Tony Fuller   | 6-12      | .333 | 4-5 | 2-7 | 12-16     | .429 | 7-6  | 4-9  | 1-1 |
| Air Force       | Reggie Minton | 3-15      | .167 | 2-7 | 1-8 | 8-18      | .308 | 7-8  | 1-9  | 0-1 |

## 1994-95

| Team            | Coach         | WAC Games |      |     |     | All Games |      |      |      |     |
|-----------------|---------------|-----------|------|-----|-----|-----------|------|------|------|-----|
|                 |               | W-L       | Pct. | H   | A   | W-L       | Pct. | H    | A    | N   |
| Utah            | Rick Majerus  | 15-3      | .833 | 9-0 | 6-3 | 28-6      | .824 | 15-0 | 9-3  | 4-3 |
| Brigham Young   | Roger Reid    | 13-5      | .722 | 9-0 | 4-5 | 22-10     | .688 | 14-0 | 14-7 | 4-3 |
| UTEP            | Don Haskins   | 13-5      | .722 | 9-0 | 4-5 | 20-10     | .667 | 16-3 | 4-6  | 0-1 |
| Wyoming         | Joby Wright   | 9-9       | .500 | 6-3 | 3-6 | 13-15     | .464 | 9-5  | 3-8  | 1-2 |
| New Mexico      | Dave Bliss    | 9-9       | .500 | 6-3 | 3-6 | 15-15     | .500 | 12-8 | 3-7  | 0-0 |
| Hawai'i         | Riley Wallace | 8-10      | .444 | 7-2 | 1-8 | 16-13     | .552 | 13-4 | 1-8  | 2-1 |
| Colorado State  | Stew Morrill  | 7-11      | .389 | 6-3 | 1-8 | 17-14     | .548 | 12-4 | 3-9  | 2-1 |
| Fresno State    | Gary Colson   | 7-11      | .389 | 5-4 | 2-7 | 13-15     | .464 | 10-6 | 3-8  | 0-1 |
| San Diego State | Fred Trenkle  | 5-13      | .288 | 5-4 | 0-9 | 11-17     | .393 | 9-5  | 1-11 | 1-1 |
| Air Force       | Reggie Minton | 4-14      | .222 | 3-6 | 1-8 | 8-20      | .286 | 7-7  | 1-10 | 0-3 |

## 1995-96

| Team            | Coach           | WAC Games |      |     |     | All Games |      |      |      |     |
|-----------------|-----------------|-----------|------|-----|-----|-----------|------|------|------|-----|
|                 |                 | W-L       | Pct. | H   | A   | W-L       | Pct. | H    | A    | N   |
| Utah            | Rick Majerus    | 15-3      | .833 | 8-1 | 7-2 | 27-7      | .794 | 14-1 | 9-4  | 4-2 |
| New Mexico      | Dave Bliss      | 14-4      | .778 | 8-1 | 6-3 | 28-5      | .848 | 19-1 | 8-3  | 1-1 |
| Fresno State    | Jerry Tarkanian | 13-5      | .722 | 9-0 | 4-5 | 22-11     | .667 | 17-3 | 4-8  | 1-0 |
| Colorado State  | Stew Morrill    | 11-7      | .611 | 6-3 | 5-4 | 18-12     | .600 | 11-5 | 6-6  | 1-1 |
| Brigham Young   | Roger Reid      | 9-9       | .500 | 5-4 | 4-5 | 15-13     | .536 | 11-4 | 4-8  | 0-1 |
| Wyoming         | Joby Wright     | 8-10      | .444 | 7-2 | 1-8 | 14-15     | .483 | 10-4 | 2-10 | 2-1 |
| San Diego State | Fred Trenkle    | 8-10      | .444 | 6-3 | 2-7 | 15-14     | .517 | 11-4 | 3-10 | 1-0 |
| Hawai'i*        | Riley Wallace   | 7-11      | .389 | 5-4 | 2-7 | 10-18     | .357 | 8-8  | 2-8  | 0-2 |
| UTEP*           | Don Haskins     | 4-14      | .222 | 3-6 | 1-8 | 13-15     | .464 | 10-6 | 2-9  | 1-0 |
| Air Force       | Reggie Minton   | 1-17      | .056 | 1-8 | 0-9 | 5-23      | .179 | 5-10 | 0-10 | 0-3 |

\*Records do not include WAC Tournament game forfeit.

# All-Time Standings

## 1996-97

### PACIFIC DIVISION

| Team            | Coach           | WAC Games |      |     |     | All Games |      |      |      |     |
|-----------------|-----------------|-----------|------|-----|-----|-----------|------|------|------|-----|
|                 |                 | W-L       | Pct. | H   | A   | W-L       | Pct. | H    | A    | N   |
| Fresno State    | Jerry Tarkanian | 12-4      | .750 | 8-0 | 4-4 | 20-12     | .625 | 13-1 | 6-7  | 1-4 |
| Hawai'i         | Riley Wallace   | 12-4      | .750 | 7-1 | 5-3 | 21-8      | .724 | 16-3 | 5-4  | 0-1 |
| UNLV            | Bill Bayno      | 11-5      | .688 | 6-2 | 5-3 | 22-10     | .688 | 13-1 | 6-7  | 1-4 |
| Colorado State  | Stew Morrill    | 10-6      | .625 | 6-2 | 4-4 | 20-9      | .690 | 14-3 | 6-5  | 0-1 |
| Wyoming         | Joby Wright     | 8-8       | .500 | 6-2 | 2-6 | 12-16     | .429 | 8-3  | 3-9  | 1-4 |
| San Jose State  | Stan Morrison   | 5-11      | .313 | 3-5 | 2-6 | 13-14     | .481 | 8-6  | 5-7  | 2-1 |
| San Diego State | Fred Trenkle    | 4-12      | .250 | 3-5 | 1-7 | 12-15     | .444 | 9-5  | 3-10 | 0-0 |
| Air Force       | Reggie Minton   | 2-14      | .125 | 2-6 | 0-8 | 7-19      | .269 | 6-9  | 0-10 | 1-0 |

### MOUNTAIN DIVISION

| Team          | Coach                  | WAC Games |      |     |     | All Games |      |      |      |     |
|---------------|------------------------|-----------|------|-----|-----|-----------|------|------|------|-----|
|               |                        | W-L       | Pct. | H   | A   | W-L       | Pct. | H    | A    | N   |
| Utah          | Rick Majerus           | 15-1      | .938 | 8-0 | 7-1 | 29-4      | .879 | 13-1 | 10-1 | 6-2 |
| Tulsa         | Steve Robinson         | 12-4      | .750 | 7-1 | 5-3 | 24-10     | .706 | 12-1 | 8-5  | 4-4 |
| New Mexico    | Dave Bliss             | 11-5      | .688 | 8-0 | 3-5 | 25-8      | .758 | 18-0 | 4-6  | 3-2 |
| TCU           | Billy Tubbs            | 7-9       | .438 | 5-3 | 2-6 | 22-13     | .629 | 14-3 | 2-6  | 6-3 |
| SMU           | Mike Dement            | 7-9       | .438 | 4-4 | 3-5 | 16-12     | .571 | 9-4  | 6-7  | 1-1 |
| Rice          | Willis Wilson          | 6-10      | .375 | 5-3 | 1-7 | 12-15     | .462 | 9-3  | 2-11 | 1-1 |
| UTEP          | Don Haskins            | 6-10      | .375 | 5-3 | 1-7 | 13-13     | .500 | 11-4 | 1-9  | 1-0 |
| Brigham Young | Roger Reid/ Tony Ingle | 0-16      | .000 | 0-8 | 0-8 | 1-25      | .038 | 1-13 | 0-11 | 0-1 |

## 1997-98

### PACIFIC DIVISION

| Team            | Coach           | WAC Games |       |     |     | All Games |      |      |      |     |
|-----------------|-----------------|-----------|-------|-----|-----|-----------|------|------|------|-----|
|                 |                 | W-L       | Pct.  | H   | A   | W-L       | Pct. | H    | A    | N   |
| TCU             | Billy Tubbs     | 14-0      | 1.000 | 7-0 | 7-0 | 27-6      | .818 | 16-1 | 9-2  | 2-3 |
| Fresno State    | Jerry Tarkanian | 10-4      | .714  | 5-2 | 5-2 | 21-13     | .618 | 13-4 | 7-6  | 1-3 |
| Tulsa           | Bill Self       | 9-5       | .643  | 6-1 | 3-4 | 19-12     | .613 | 11-4 | 6-6  | 2-2 |
| Hawai'i         | Riley Wallace   | 8-6       | .571  | 4-3 | 4-3 | 21-9      | .700 | 17-5 | 4-4  | 0-0 |
| SMU             | Mike Dement     | 6-8       | .429  | 3-4 | 3-4 | 18-10     | .643 | 13-4 | 4-5  | 1-1 |
| San Diego State | Fred Trenkle    | 5-9       | .357  | 3-4 | 2-5 | 13-15     | .464 | 7-7  | 5-6  | 1-2 |
| Rice            | Willis Wilson   | 3-11      | .214  | 2-5 | 1-6 | 6-22      | .214 | 4-9  | 1-10 | 1-3 |
| San Jose State  | Stan Morrison   | 1-13      | .071  | 1-6 | 0-7 | 3-23      | .115 | 3-10 | 0-13 | 0-0 |

### MOUNTAIN DIVISION

| Team           | Coach           | WAC Games |      |     |     | All Games |      |      |      |     |
|----------------|-----------------|-----------|------|-----|-----|-----------|------|------|------|-----|
|                |                 | W-L       | Pct. | H   | A   | W-L       | Pct. | H    | A    | N   |
| Utah           | Rick Majerus    | 12-2      | .857 | 7-0 | 5-2 | 30-4      | .882 | 13-0 | 10-3 | 7-1 |
| New Mexico     | Dave Bliss      | 11-3      | .786 | 6-1 | 5-2 | 24-8      | .750 | 15-1 | 6-6  | 3-1 |
| Wyoming        | Larry Shyatt    | 9-5       | .643 | 6-1 | 3-4 | 19-9      | .679 | 13-2 | 4-6  | 2-1 |
| Colorado State | Stew Morrill    | 8-6       | .571 | 4-3 | 4-3 | 20-9      | .690 | 12-3 | 8-5  | 0-1 |
| UNLV           | Bill Bayno      | 7-7       | .500 | 5-2 | 2-5 | 20-13     | .606 | 16-4 | 4-8  | 0-1 |
| Brigham Young  | Steve Cleveland | 4-10      | .286 | 2-5 | 2-5 | 9-21      | .300 | 4-10 | 4-9  | 1-2 |
| UTEP           | Don Haskins     | 3-11      | .214 | 2-5 | 1-6 | 12-14     | .462 | 10-7 | 2-7  | 0-0 |
| Air Force      | Reggie Minton   | 2-12      | .143 | 2-5 | 0-7 | 10-16     | .385 | 7-6  | 3-10 | 0-0 |

## 1998-99

### PACIFIC DIVISION

| Team            | Coach           | WAC Games |       |     |     | All Games |      |      |      |     |
|-----------------|-----------------|-----------|-------|-----|-----|-----------|------|------|------|-----|
|                 |                 | W-L       | Pct.  | H   | A   | W-L       | Pct. | H    | A    | N   |
| Utah            | Rick Majerus    | 14-0      | 1.000 | 7-0 | 7-0 | 28-5      | .848 | 14-0 | 8-2  | 6-3 |
| New Mexico      | Dave Bliss      | 9-5       | .643  | 6-1 | 3-4 | 25-9      | .735 | 19-1 | 3-6  | 3-2 |
| Fresno State    | Jerry Tarkanian | 9-5       | .643  | 6-1 | 3-4 | 21-12     | .636 | 15-2 | 4-7  | 2-3 |
| UTEP            | Don Haskins     | 8-6       | .571  | 6-1 | 2-5 | 16-12     | .571 | 14-4 | 2-7  | 0-1 |
| Brigham Young   | Steve Cleveland | 6-8       | .429  | 4-3 | 2-5 | 12-16     | .429 | 9-5  | 2-10 | 1-1 |
| San Jose State  | Phil Johnson    | 5-9       | .357  | 5-2 | 0-7 | 12-16     | .429 | 10-4 | 2-11 | 0-1 |
| Hawai'i         | Riley Wallace   | 3-11      | .214  | 3-4 | 0-7 | 6-20      | .231 | 6-13 | 0-7  | 0-0 |
| San Diego State | Fred Trenkle    | 2-12      | .143  | 2-5 | 0-7 | 4-22      | .154 | 4-11 | 0-11 | 0-0 |

### MOUNTAIN DIVISION

| Team           | Coach         | WAC Games |      |     |     | All Games |      |      |     |     |
|----------------|---------------|-----------|------|-----|-----|-----------|------|------|-----|-----|
|                |               | W-L       | Pct. | H   | A   | W-L       | Pct. | H    | A   | N   |
| UNLV           | Bill Bayno    | 9-5       | .643 | 5-2 | 4-3 | 16-13     | .552 | 10-6 | 6-5 | 0-2 |
| Tulsa          | Bill Self     | 9-5       | .643 | 6-1 | 3-4 | 23-10     | .697 | 13-1 | 5-6 | 5-3 |
| Rice           | Willis Wilson | 8-6       | .571 | 6-1 | 2-5 | 18-10     | .643 | 13-1 | 2-7 | 3-2 |
| TCU            | Billy Tubbs   | 7-7       | .500 | 4-3 | 3-4 | 21-11     | .656 | 14-4 | 7-5 | 0-2 |
| SMU            | Mike Dement   | 7-7       | .500 | 4-3 | 3-4 | 15-15     | .500 | 8-6  | 6-6 | 1-3 |
| Colorado State | Ritchie McKay | 7-7       | .500 | 5-2 | 2-5 | 19-11     | .633 | 14-2 | 5-8 | 0-1 |
| Wyoming        | Steve McClain | 7-7       | .500 | 6-1 | 1-6 | 18-10     | .643 | 12-2 | 3-7 | 3-1 |
| Air Force      | Reggie Minton | 2-12      | .143 | 2-5 | 0-7 | 10-16     | .385 | 8-7  | 1-9 | 1-0 |

## 1999-2000

### WAC Games

### All Games

| Team           | Coach           | W-L   | Pct.      | H    | A    | W-L   | Pct. | H    | A    | N    |
|----------------|-----------------|-------|-----------|------|------|-------|------|------|------|------|
|                |                 | Tulsa | Bill Self | 12-2 | .857 | 6-1   | 6-1  | 32-5 | .865 | 14-1 |
| Fresno State   | Jerry Tarkanian | 11-3  | .786      | 6-1  | 5-2  | 24-10 | .706 | 15-4 | 7-4  | 2-2  |
| SMU            | Mike Dement     | 9-5   | .643      | 5-2  | 4-3  | 21-9  | .700 | 13-2 | 7-6  | 1-1  |
| TCU            | Billy Tubbs     | 8-6   | .571      | 5-2  | 3-4  | 18-14 | .563 | 12-5 | 5-6  | 1-3  |
| San Jose State | Steve Barnes    | 6-8   | .429      | 4-3  | 2-5  | 15-15 | .500 | 10-3 | 4-9  | 1-3  |
| Hawai'i        | Riley Wallace   | 5-9   | .357      | 4-3  | 1-6  | 17-12 | .583 | 15-4 | 1-8  | 1-0  |
| UTEP           | Jason Rabedeaux | 4-10  | .286      | 4-3  | 0-7  | 13-15 | .464 | 11-6 | 2-9  | 0-0  |
| Rice           | Willis Wilson   | 1-13  | .071      | 1-6  | 0-7  | 5-22  | .185 | 5-7  | 0-13 | 0-2  |

## 2000-01

### WAC Games

### All Games

| Team           | Coach           | W-L          | Pct.            | H    | A    | W-L   | Pct. | H    | A    | N    |
|----------------|-----------------|--------------|-----------------|------|------|-------|------|------|------|------|
|                |                 | Fresno State | Jerry Tarkanian | 13-3 | .812 | 8-0   | 5-3  | 26-7 | .788 | 17-1 |
| Tulsa          | Buzz Peterson   | 10-6         | .625            | 7-1  | 3-5  | 26-11 | .703 | 16-3 | 6-8  | 4-0  |
| UTEP           | Jason Rabedeaux | 10-6         | .625            | 7-1  | 3-5  | 23-9  | .719 | 16-2 | 6-7  | 1-0  |
| TCU            | Billy Tubbs     | 9-7          | .562            | 7-1  | 2-6  | 20-11 | .645 | 15-1 | 3-7  | 2-3  |
| Hawai'i        | Riley Wallace   | 8-8          | .500            | 7-1  | 1-7  | 17-14 | .548 | 13-5 | 2-8  | 2-1  |
| SMU            | Mike Dement     | 8-8          | .500            | 6-2  | 2-6  | 18-12 | .600 | 10-2 | 6-7  | 2-3  |
| San Jose State | Steve Barnes    | 6-10         | .375            | 4-4  | 2-6  | 14-14 | .500 | 9-5  | 5-9  | 0-0  |
| Rice           | Willis Wilson   | 5-11         | .312            | 4-4  | 1-7  | 14-16 | .467 | 10-5 | 3-9  | 1-2  |
| Nevada         | Trent Johnson   | 3-13         | .188            | 3-5  | 0-8  | 10-18 | .357 | 9-5  | 1-12 | 0-1  |

## 2001-02

### WAC Games

### All Games

| Team           | Coach           | W-L     | Pct.          | H    | A    | W-L   | Pct. | H    | A    | N    |
|----------------|-----------------|---------|---------------|------|------|-------|------|------|------|------|
|                |                 | Hawai'i | Riley Wallace | 15-3 | .833 | 9-0   | 6-3  | 27-6 | .818 | 16-1 |
| Tulsa          | John Phillips   | 15-3    | .833          | 8-1  | 7-2  | 27-7  | .794 | 13-3 | 10-3 | 4-1  |
| Louisiana Tech | Keith Richard   | 14-4    | .778          | 7-2  | 7-2  | 22-10 | .688 | 13-2 | 9-7  | 0-1  |
| SMU            | Mike Dement     | 10-8    | .556          | 5-4  | 5-4  | 15-14 | .517 | 8-6  | 6-7  | 1-1  |
| Nevada         | Trent Johnson   | 9-9     | .500          | 5-4  | 4-5  | 17-13 | .567 | 10-4 | 6-8  | 1-1  |
| Fresno State   | Jerry Tarkanian | 9-9     | .500          | 5-4  | 4-5  | 19-15 | .559 | 12-5 | 5-8  | 2-2  |
| Boise State    | Rod Jensen      | 6-12    | .333          | 4-5  | 2-7  | 13-17 | .433 | 9-6  | 3-11 | 1-0  |
| Rice           | Willis Wilson   | 5-13    | .278          | 3-6  | 2-7  | 10-19 | .345 | 8-7  | 2-11 | 0-1  |
| San Jose State | Steve Barnes    | 4-14    | .222          | 3-6  | 1-8  | 10-22 | .312 | 6-8  | 2-11 | 2-3  |
| UTEP           | Jason Rabedeaux | 3-15    | .167          | 3-6  | 0-9  | 10-22 | .312 | 9-7  | 0-12 | 1-3  |

## 2002-03

### WAC Games

### All Games

| Team           | Coach           | W-L          | Pct.      | H    | A    | W-L   | Pct. | H    | A    | N    |
|----------------|-----------------|--------------|-----------|------|------|-------|------|------|------|------|
|                |                 | Fresno State | Ray Lopes | 13-5 | .722 | 8-1   | 5-4  | 20-8 | .714 | 14-1 |
| Tulsa          | John Phillips   | 12-6         | .667      | 8-1  | 4-5  | 23-10 | .697 | 14-3 | 6-6  | 3-1  |
| SMU            | Mike Dement     | 11-7         | .611      | 6-3  | 5-4  | 17-13 | .567 | 10-3 | 5-9  | 2-1  |
| Nevada         | Trent Johnson   | 11-7         | .611      | 7-2  | 4-5  | 18-14 | .563 | 11-3 | 5-11 | 2-0  |
| Rice           | Willis Wilson   | 11-7         | .611      | 7-2  | 4-5  | 19-10 | .655 | 13-2 | 6-7  | 0-1  |
| Hawai'i        | Riley Wallace   | 9-9          | .500      | 8-1  | 1-8  | 19-12 | .613 | 15-1 | 3-11 | 1-0  |
| Louisiana Tech | Keith Richard   | 9-9          | .500      | 6-3  | 3-6  | 12-15 | .444 | 9-4  | 3-10 | 0-1  |
| Boise State    | Greg Graham     | 7-11         | .389      | 5-4  | 2-7  | 13-16 | .448 | 9-7  | 4-8  | 0-1  |
| San Jose State | Phil Johnson    | 4-14         | .222      | 3-6  | 1-8  | 7-21  | .250 | 5-8  | 2-12 | 0-1  |
| UTEP           | Billy Gillispie | 3-15         | .167      | 3-6  | 0-9  | 6-24  | .200 | 5-12 | 0-12 | 1-0  |

## 2003-04

### WAC Games

### All Games

| Team        | Coach           | W-L    | Pct.          | H    | A    | W-L  | Pct. | H    | A    | N    |
|-------------|-----------------|--------|---------------|------|------|------|------|------|------|------|
|             |                 | Nevada | Trent Johnson | 13-5 | .722 | 9-0  | 4-5  | 25-9 | .735 | 15-0 |
| UTEP        | Billy Gillispie | 13-5   | .722          | 8-1  | 5-4  | 24-8 | .750 | 16-1 | 6-5  | 2-2  |
| Boise State | Greg Graham     | 12-6   | .667          | 7-2  | 5-4  |      |      |      |      |      |



# All-Time Standings

## 2004-05

| Team           | Coach                             | WAC Games |      |     |     | All Games |      |      |      |     |
|----------------|-----------------------------------|-----------|------|-----|-----|-----------|------|------|------|-----|
|                |                                   | W-L       | Pct. | H   | A   | W-L       | Pct. | H    | A    | N   |
| Nevada         | Mark Fox                          | 16-2      | .889 | 7-2 | 9-0 | 25-7      | .781 | 13-4 | 11-2 | 1-1 |
| UTEP           | Doc Sadler                        | 14-4      | .778 | 8-1 | 6-3 | 27-8      | .771 | 16-2 | 7-4  | 4-2 |
| Rice           | Willis Wilson                     | 12-6      | .667 | 7-2 | 5-4 | 19-12     | .613 | 13-3 | 5-8  | 1-1 |
| Fresno State   | Ray Lopes                         | 9-9       | .500 | 6-3 | 3-6 | 16-14     | .533 | 10-6 | 5-7  | 1-1 |
| Louisiana Tech | Keith Richard                     | 9-9       | .500 | 6-3 | 3-6 | 14-15     | .483 | 8-4  | 5-9  | 1-2 |
| SMU            | Jimmy Tubbs                       | 9-9       | .500 | 6-3 | 3-6 | 14-14     | .500 | 10-4 | 4-9  | 0-1 |
| Hawai'i        | Riley Wallace                     | 7-11      | .389 | 6-3 | 1-8 | 16-13     | .552 | 13-4 | 2-8  | 1-1 |
| Boise State    | Greg Graham                       | 6-12      | .333 | 5-4 | 1-8 | 16-18     | .471 | 11-7 | 3-10 | 2-1 |
| Tulsa          | John Phillips/<br>Pooh Williamson | 5-13      | .277 | 5-4 | 0-9 | 9-20      | .310 | 8-8  | 1-10 | 0-2 |
| San Jose State | Phil Johnson                      | 3-15      | .167 | 3-6 | 0-9 | 6-23      | .207 | 5-9  | 1-13 | 0-1 |

## 2005-06

| Team           | Coach           | WAC Games |      |     |     | All Games |      |      |      |     |
|----------------|-----------------|-----------|------|-----|-----|-----------|------|------|------|-----|
|                |                 | W-L       | Pct. | H   | A   | W-L       | Pct. | H    | A    | N   |
| Nevada         | Mark Fox        | 13-3      | .813 | 7-1 | 6-2 | 27-6      | .818 | 17-1 | 10-3 | 0-2 |
| Utah State     | Stew Morrill    | 11-5      | .688 | 6-2 | 5-3 | 23-9      | .719 | 14-2 | 7-6  | 2-1 |
| Louisiana Tech | Keith Richard   | 11-5      | .688 | 6-2 | 5-3 | 20-13     | .606 | 10-2 | 8-9  | 2-2 |
| Hawai'i        | Riley Wallace   | 10-6      | .625 | 7-1 | 3-5 | 17-11     | .607 | 14-3 | 3-7  | 0-1 |
| NM State       | Reggie Theus    | 10-6      | .625 | 7-1 | 3-5 | 16-14     | .533 | 10-4 | 4-10 | 2-0 |
| Fresno State   | Steve Cleveland | 8-8       | .500 | 7-1 | 1-7 | 15-13     | .536 | 12-2 | 3-10 | 0-1 |
| Boise State    | Greg Graham     | 6-10      | .375 | 4-4 | 2-6 | 14-15     | .483 | 10-5 | 3-9  | 1-1 |
| San Jose State | George Nessman  | 2-14      | .125 | 1-7 | 1-7 | 6-25      | .194 | 2-11 | 3-12 | 1-2 |
| Idaho          | Leonard Perry   | 1-15      | .063 | 1-7 | 0-8 | 4-25      | .138 | 4-10 | 0-15 | 0-0 |

## 2006-07

| Team           | Coach           | WAC Games |      |     |     | All Games |      |      |      |     |
|----------------|-----------------|-----------|------|-----|-----|-----------|------|------|------|-----|
|                |                 | W-L       | Pct. | H   | A   | W-L       | Pct. | H    | A    | N   |
| Nevada         | Mark Fox        | 14-2      | .875 | 8-0 | 6-2 | 29-5      | .853 | 15-1 | 10-2 | 4-2 |
| NM State       | Reggie Theus    | 11-5      | .688 | 7-1 | 4-4 | 25-9      | .735 | 19-1 | 6-7  | 0-1 |
| Fresno State   | Steve Cleveland | 10-6      | .625 | 6-2 | 4-4 | 22-10     | .688 | 15-3 | 7-6  | 0-1 |
| Utah State     | Stew Morrill    | 9-7       | .563 | 7-1 | 2-6 | 23-12     | .657 | 13-1 | 5-11 | 5-0 |
| Hawai'i        | Riley Wallace   | 8-8       | .500 | 6-2 | 2-6 | 18-13     | .581 | 13-3 | 3-8  | 2-2 |
| Boise State    | Greg Graham     | 8-8       | .500 | 6-2 | 2-6 | 17-14     | .548 | 13-2 | 3-12 | 1-0 |
| Louisiana Tech | Keith Richard   | 7-9       | .438 | 6-2 | 1-7 | 10-20     | .333 | 7-4  | 3-14 | 0-2 |
| San Jose State | George Nessman  | 4-12      | .250 | 3-5 | 1-7 | 5-25      | .167 | 4-7  | 1-16 | 0-2 |
| Idaho          | George Pfeifer  | 1-15      | .063 | 1-7 | 0-8 | 4-27      | .129 | 2-12 | 1-14 | 1-1 |

## 2007-08

| Team           | Coach           | WAC Games |      |     |     | All Games |      |      |      |     |
|----------------|-----------------|-----------|------|-----|-----|-----------|------|------|------|-----|
|                |                 | W-L       | Pct. | H   | A   | W-L       | Pct. | H    | A    | N   |
| Boise State    | Greg Graham     | 12-4      | .750 | 7-2 | 6-2 | 25-9      | .735 | 11-5 | 12-3 | 2-1 |
| Utah State     | Stew Morrill    | 12-4      | .750 | 8-0 | 4-4 | 24-11     | .686 | 17-0 | 5-9  | 2-2 |
| Nevada         | Mark Fox        | 12-4      | .750 | 7-1 | 5-3 | 21-12     | .636 | 13-4 | 7-8  | 1-0 |
| NM State       | Marvin Menzies  | 12-4      | .750 | 7-1 | 5-3 | 21-14     | .600 | 15-4 | 6-8  | 0-2 |
| Hawai'i        | Bob Nash        | 5-11      | .313 | 5-3 | 3-5 | 11-19     | .367 | 9-9  | 2-9  | 0-1 |
| Fresno State   | Steve Cleveland | 7-9       | .438 | 4-4 | 1-7 | 13-19     | .406 | 11-6 | 2-11 | 0-2 |
| Idaho          | George Pfeifer  | 3-13      | .188 | 3-5 | 2-6 | 8-21      | .276 | 6-7  | 2-13 | 0-1 |
| San Jose State | George Nessman  | 4-12      | .250 | 4-4 | 0-8 | 13-19     | .406 | 7-5  | 4-11 | 2-3 |
| Louisiana Tech | Kerry Rupp      | 5-11      | .313 | 3-5 | 0-8 | 6-24      | .200 | 5-9  | 0-12 | 1-3 |

## 2008-09

| Team           | Coach           | WAC Games |      |     |     | All Games |      |      |      |     |
|----------------|-----------------|-----------|------|-----|-----|-----------|------|------|------|-----|
|                |                 | W-L       | Pct. | H   | A   | W-L       | Pct. | H    | A    | N   |
| Utah State     | Stew Morrill    | 14-2      | .875 | 8-0 | 6-2 | 30-5      | .857 | 17-0 | 11-3 | 2-2 |
| Nevada         | Mark Fox        | 11-5      | .688 | 5-3 | 6-2 | 21-13     | .618 | 13-8 | 8-8  | 0-0 |
| Boise State    | Greg Graham     | 9-7       | .562 | 6-2 | 3-5 | 19-13     | .594 | 13-3 | 6-9  | 0-1 |
| Idaho          | Don Verlin      | 9-7       | .562 | 6-2 | 3-5 | 17-16     | .515 | 13-3 | 4-12 | 0-0 |
| NM State       | Marvin Menzies  | 9-7       | .562 | 5-3 | 4-4 | 17-15     | .531 | 12-4 | 4-10 | 1-1 |
| Louisiana Tech | Kerry Rupp      | 6-10      | .375 | 4-4 | 2-6 | 15-18     | .455 | 9-4  | 5-12 | 1-2 |
| San Jose State | George Nessman  | 6-10      | .375 | 3-5 | 3-5 | 13-17     | .433 | 7-7  | 5-10 | 1-0 |
| Hawai'i        | Bob Nash        | 5-11      | .312 | 3-5 | 2-6 | 13-17     | .433 | 11-9 | 2-7  | 0-1 |
| Fresno State   | Steve Cleveland | 3-13      | .188 | 3-5 | 0-8 | 13-21     | .382 | 9-8  | 3-10 | 1-3 |

## 2009-10

| Team           | Coach           | WAC Games |      |     |     | All Games |      |       |      |     |
|----------------|-----------------|-----------|------|-----|-----|-----------|------|-------|------|-----|
|                |                 | W-L       | Pct. | H   | A   | W-L       | Pct. | H     | A    | N   |
| Utah State     | Stew Morrill    | 14-2      | .875 | 8-0 | 6-2 | 27-18     | .771 | 17-1  | 8-5  | 2-2 |
| Nevada         | David Carter    | 11-5      | .688 | 7-1 | 4-4 | 21-13     | .618 | 15-2  | 4-11 | 1-1 |
| NM State       | Marvin Menzies  | 11-5      | .688 | 7-1 | 4-4 | 22-12     | .647 | 12-3  | 8-8  | 2-1 |
| Louisiana Tech | Kerry Rupp      | 9-7       | .562 | 6-2 | 3-5 | 24-11     | .686 | 12-2  | 9-8  | 3-1 |
| Fresno State   | Steve Cleveland | 7-9       | .438 | 6-2 | 1-7 | 15-18     | .455 | 12-5  | 3-11 | 0-1 |
| San Jose State | George Nessman  | 6-10      | .375 | 6-2 | 0-8 | 14-17     | .452 | 10-4  | 4-12 | 0-1 |
| Idaho          | Don Verlin      | 6-10      | .375 | 3-5 | 3-5 | 15-16     | .484 | 8-6   | 6-10 | 1-0 |
| Boise State    | Greg Graham     | 5-11      | .312 | 3-5 | 2-6 | 15-17     | .469 | 9-7   | 4-9  | 2-1 |
| Hawai'i        | Bob Nash        | 3-13      | .188 | 3-5 | 0-8 | 10-20     | .333 | 10-11 | 0-9  | 0-0 |

## 2010-11

| Team           | Coach           | WAC Games |      |     |     | All Games |      |      |      |     |
|----------------|-----------------|-----------|------|-----|-----|-----------|------|------|------|-----|
|                |                 | W-L       | Pct. | H   | A   | W-L       | Pct. | H    | A    | N   |
| Utah State     | Stew Morrill    | 15-1      | .938 | 8-0 | 7-1 | 30-4      | .882 | 17-0 | 11-3 | 2-1 |
| Boise State    | Leon Rice       | 10-6      | .625 | 5-3 | 5-3 | 22-13     | .629 | 12-4 | 9-8  | 1-1 |
| Idaho          | Don Verlin      | 9-7       | .563 | 5-3 | 4-4 | 18-14     | .563 | 10-5 | 8-8  | 0-1 |
| NM State       | Marvin Menzies  | 9-7       | .563 | 7-1 | 2-6 | 16-17     | .485 | 12-5 | 3-10 | 1-2 |
| Hawai'i        | Gib Arnold      | 8-8       | .500 | 5-3 | 3-5 | 19-13     | .594 | 14-5 | 4-6  | 1-2 |
| Nevada         | David Carter    | 8-8       | .500 | 5-3 | 3-5 | 13-19     | .406 | 9-5  | 3-10 | 1-4 |
| Fresno State   | Steve Cleveland | 6-10      | .375 | 5-3 | 1-7 | 14-17     | .452 | 11-5 | 3-11 | 0-1 |
| San Jose State | George Nessman  | 5-11      | .313 | 3-5 | 2-6 | 17-16     | .515 | 9-6  | 6-9  | 2-1 |
| Louisiana Tech | Kerry Rupp      | 2-14      | .125 | 2-6 | 0-8 | 12-20     | .375 | 8-6  | 2-14 | 2-0 |

## 2011-12

| Team           | Coach          | WAC Games |      |     |     | All Games |      |      |      |     |
|----------------|----------------|-----------|------|-----|-----|-----------|------|------|------|-----|
|                |                | W-L       | Pct. | H   | A   | W-L       | Pct. | H    | A    | N   |
| Nevada         | David Carter   | 13-1      | .929 | 6-1 | 7-0 | 28-7      | .800 | 16-2 | 10-3 | 2-2 |
| NM State       | Marvin Menzies | 10-4      | .714 | 6-1 | 4-3 | 26-10     | .722 | 14-3 | 7-5  | 5-2 |
| Idaho          | Don Verlin     | 6-5       | .643 | 5-2 | 4-3 | 19-14     | .576 | 11-4 | 7-8  | 1-2 |
| Utah State     | Stew Morrill   | 8-6       | .571 | 5-2 | 3-4 | 21-16     | .568 | 17-5 | 4-10 | 0-1 |
| Louisiana Tech | Michael White  | 6-8       | .429 | 3-4 | 3-4 | 18-16     | .529 | 11-4 | 4-10 | 3-2 |
| Hawai'i        | Gib Arnold     | 6-8       | .429 | 3-4 | 3-4 | 16-16     | .500 | 10-7 | 4-7  | 2-2 |
| Fresno State   | Rodney Terry   | 3-11      | .214 | 3-4 | 0-7 | 13-20     | .394 | 9-5  | 3-12 | 1-3 |
| San Jose State | George Nessman | 1-13      | .071 | 1-6 | 0-7 | 9-22      | .290 | 6-8  | 2-13 | 1-1 |

## 2012-13

| Team           | Coach          | WAC Games |      |     |     | All Games |      |      |      |     |
|----------------|----------------|-----------|------|-----|-----|-----------|------|------|------|-----|
|                |                | W-L       | Pct. | H   | A   | W-L       | Pct. | H    | A    | N   |
| Louisiana Tech | Michael White  | 16-2      | .889 | 9-0 | 7-2 | 27-7      | .794 | 14-0 | 11-6 | 2-1 |
| Denver         | Joe Scott      | 16-2      | .889 | 9-0 | 7-2 | 22-10     | .688 | 14-2 | 8-7  | 0-1 |
| NM State       | Marvin Menzies | 14-4      | .778 | 9-0 | 5-4 | 24-11     | .686 | 15-1 | 6-8  | 3-2 |
| Utah State     | Stew Morrill   | 11-7      | .611 | 6-3 | 5-4 | 21-10     | .677 | 14-4 | 7-5  | 0-1 |
| UT Arlington   | Scott Cross    | 11-7      | .611 | 5-4 | 6-3 | 19-14     | .576 | 7-8  | 10-5 | 2-1 |
| Idaho          | Don Verlin     | 7-11      | .389 | 3-6 | 4-5 | 12-18     | .400 | 6-8  | 6-8  | 0-2 |
| Texas State    | Doug Davalos   | 5-13      | .278 | 1-8 | 4-5 | 12-22     | .353 | 4-11 | 4-13 | 3-3 |
| UTSA           | B. Thompson    | 3-14      | .176 | 1-8 | 2-6 | 10-22     | .313 | 3-9  | 4-11 | 3-2 |
| San Jose State | George Nessman | 3-14      | .176 | 1-7 | 2-7 | 9-20      | .310 | 5-9  | 4-9  | 0-2 |
| Seattle U      | Cameron Dollar | 3-15      | .167 | 1-8 | 2-7 | 8-22      | .267 | 5-11 | 3-9  | 0-2 |

## 2013-14

| Team            | Coach             | WAC Games |      |     |     | All Games |      |      |      |     |
|-----------------|-------------------|-----------|------|-----|-----|-----------|------|------|------|-----|
|                 |                   | W-L       | Pct. | H   | A   | W-L       | Pct. | H    | A    | N   |
| Utah Valley     | Dick Hunsaker     | 13-3      | .813 | 7-1 | 6-2 | 20-12     | .625 | 13-2 | 6-9  | 1-1 |
| NM State        | Marvin Menzies    | 12-4      | .750 | 8-0 | 4-4 | 26-10     | .722 | 14-1 | 8-7  | 4-2 |
| Grand Canyon    | Dan Majerle       | 10-6      | .625 | 5-3 | 5-3 | 15-15     | .500 | 8-4  | 5-9  | 2-2 |
| Chicago State   | Tracy Dildy       | 8-8       | .500 | 4-4 | 4-4 | 13-19     | .406 | 9-5  | 4-13 | 0-1 |
| Idaho           | Don Verlin        | 7-9       | .438 | 4-4 | 3-5 | 16-18     | .471 | 7-6  | 5-10 | 4-2 |
| UMKC            | Kareem Richardson | 7-9       | .438 | 3-5 | 4-4 | 10-20     | .333 | 5-9  | 5-10 | 0-1 |
| Seattle U       | Cameron Dollar    | 5-11      | .313 | 2-6 | 3-5 | 13-17     | .433 | 8-7  | 5-9  | 0-1 |
| CSU Bakersfield | Rod Barnes        | 5-11      | .313 | 2-6 | 3-5 | 13-19     | .406 | 6-7  | 5-10 | 2-2 |
| UTPA            | Dan Hipsher       | 5-11      | .313 | 2-6 | 3-5 | 9-23      | .281 | 3-10 | 5-11 | 1-2 |

## 2014-15

| Team            | Coach             | WAC Games |      |     |     | All Games |      |      |      |     |
|-----------------|-------------------|-----------|------|-----|-----|-----------|------|------|------|-----|
|                 |                   | W-L       | Pct. | H   | A   | W-L       | Pct. | H    | A    | N   |
| NM State        | Marvin Menzies    | 13-1      | .929 | 7-0 | 6-1 | 23-11     | .676 | 15-2 | 6-8  | 2-1 |
| Grand Canyon    | Dan Majerle       | 8-6       | .571 | 5-2 | 3-4 | 17-15     | .531 | 13-8 | 4-7  | 0-0 |
| UMKC            | Kareem Richardson | 8-6       | .571 | 6-1 | 2-5 | 14-19     | .424 | 9-4  | 4-13 | 1-2 |
| Seattle U       | Cameron Dollar    | 7-7       | .500 | 6-1 | 1-6 | 18-16     | .529 | 13-5 | 2-10 | 3-1 |
| CSU Bakersfield | Rod Barnes        | 7-7       | .500 | 5-2 | 2-5 | 14-19     | .424 | 9-5  | 3-10 | 2-4 |
| Utah Valley     | Dick Hunsaker     | 5-9       | .357 | 4-3 | 1-6 | 11-19     | .367 | 8-5  | 3-13 | 0-1 |
| UTPA            | Dan Hipsher       | 4-10      | .286 | 4-3 | 0-7 | 10-21     | .323 | 8-4  | 1-15 | 1-2 |
| Chicago State   | Tracy Dildy       | 4-10      | .286 | 3-4 | 1-6 | 8-24      | .250 | 7-5  | 1-16 | 0-3 |

# Composite Standings/WAC Titles

## COMPOSITE STANDINGS

### WAC GAMES ONLY

| School               | Years | Games | Home | Away  | Total  | Pct. |
|----------------------|-------|-------|------|-------|--------|------|
| CSU Bakersfield      | 2     | 30    | 7-8  | 5-10  | 12-18  | .400 |
| Chicago State        | 2     | 30    | 7-8  | 5-10  | 12-18  | .400 |
| Grand Canyon         | 2     | 30    | 10-5 | 8-7   | 18-12  | .600 |
| Missouri-Kansas City | 2     | 30    | 9-6  | 6-9   | 15-15  | .500 |
| NM State             | 10    | 158   | 70-9 | 41-38 | 111-47 | .703 |
| Seattle U            | 3     | 48    | 9-15 | 6-18  | 15-33  | .313 |
| Texas-Pan American   | 2     | 30    | 6-9  | 3-12  | 9-21   | .300 |
| Utah Valley          | 2     | 30    | 11-4 | 7-8   | 18-12  | .600 |

### ALL GAMES – AS WAC MEMBER

| School               | Games | Home   | Pct. | Away  | Pct. | Neutral | Total   | Pct  |
|----------------------|-------|--------|------|-------|------|---------|---------|------|
| CSU Bakersfield      | 65    | 15-12  | .556 | 8-20  | .286 | 4-6     | 27-38   | .415 |
| Chicago State        | 64    | 16-10  | .615 | 5-29  | .147 | 0-4     | 21-43   | .328 |
| Grand Canyon         | 62    | 21-12  | .636 | 9-16  | .360 | 2-2     | 32-30   | .516 |
| Missouri-Kansas City | 63    | 14-13  | .519 | 9-23  | .281 | 1-3     | 24-39   | .381 |
| NM State             | 339   | 138-28 | .831 | 58-81 | .417 | 20-14   | 216-123 | .637 |
| Seattle U            | 94    | 26-23  | .531 | 10-28 | .263 | 3-4     | 39-55   | .415 |
| Texas-Pan American   | 63    | 11-14  | .440 | 6-26  | .188 | 2-4     | 19-44   | .302 |
| Utah Valley          | 62    | 21-7   | .750 | 9-22  | .290 | 1-2     | 31-31   | .500 |

### ALL GAMES – ALL-TIME

| School               | Years | Games | Won  | Lost | Tied | Pct  |
|----------------------|-------|-------|------|------|------|------|
| CSU Bakersfield      | 43    | 1284  | 825  | 459  | 0    | .642 |
| Chicago State        | 49    | 1389  | 548  | 841  | 0    | .395 |
| Grand Canyon         | 65    | 1790  | 1093 | 697  | 0    | .611 |
| Missouri-Kansas City | 38    | 816   | 342  | 474  | 0    | .419 |
| NM State             | 106   | 2480  | 1428 | 1050 | 2    | .576 |
| Seattle U            | 69    | 1961  | 1034 | 927  | 0    | .527 |
| Texas-Pan American   | 64    | 1711  | 794  | 917  | 0    | .464 |
| Utah Valley          | 42    | 1297  | 783  | 514  | 0    | .604 |

## ALL-TIME WAC TITLES

| Team            | Regular-Season Titles | Years   | Tournament Titles | Years                              |
|-----------------|-----------------------|---|-------------------|------------------------------------|
| Utah            | 12                    | <b>1966, 1977, 1981, 1983, 1986, 1991, 1993, 1995, 1996, 1997, 1998, 1999</b> | 3                 | 1995, 1997, 1999                   |
| Brigham Young   | 11                    | <b>1965, 1967, 1969, 1971, 1972, 1979, 1980, 1983, 1988, 1990, 1992, 1993</b> | 2                 | 1991, 1992                         |
| UTEP            | 8                     | <b>1970, 1983, 1984, 1985, 1986, 1987, 1992, 2004</b>                         | 5                 | 1984, 1986, 1989, 1990, 2005       |
| Nevada          | 6                     | <b>2004, 2005, 2006, 2007, 2008, 2012</b>                                     | 2                 | 2004, 2006                         |
| New Mexico      | 5                     | <b>1964, 1968, 1974, 1978, 1994</b>   | 2                 | 1993, 1996                         |
| Wyoming         | 5                     | <b>1967, 1969, 1981, 1982, 1986</b>   | 2                 | 1987, 1988                         |
| Arizona State   | 4                     | <b>1963, 1964, 1973, 1975</b>   | 0                 |                                    |
| Utah State      | 4                     | <b>2008, 2009, 2010, 2011</b>   | 2                 | 2009, 2011                         |
| Fresno State    | 3                     | <b>1997, 2001, 2003</b>   | *0                |                                    |
| Tulsa           | 3                     | <b>1999, 2000, 2002</b>   | 1                 | 2003                               |
| Colorado State  | 2                     | <b>1989, 1990</b>   | 0                 |                                    |
| Hawai'i         | 2                     | <b>1997, 2002</b>   | 3                 | 1994, 2001, 2002                   |
| NM State        | 2                     | <b>2008, 2015</b>   | 6                 | 2007, 2010, 2012, 2013, 2014, 2015 |
| Arizona         | 1                     | <b>1976</b>   | 0                 |                                    |
| Boise State     | 1                     | <b>2008</b>   | 1                 | 2008                               |
| Denver          | 1                     | <b>2013</b>   | 0                 |                                    |
| Louisiana Tech  | 1                     | <b>2013</b>   | 0                 |                                    |
| UNLV            | 1                     | <b>1999</b>   | 1                 | 1998                               |
| TCU             | 1                     | <b>1998</b>   | 0                 |                                    |
| Utah Valley     | 1                     | <b>2014</b>   | 0                 |                                    |
| San Diego State | 0                     |   | 1                 | 1985                               |

**Boldface** denotes outright titles; *Italic* denotes division title; \*The 2000 tournament title was vacated by Fresno State

# 2015-16 Composite Schedule

## **Friday, Nov. 13**

UT Rio Grande Valley at Miami (Fla.), 7 p.m.  
 Illinois Tech at Chicago State, 7 p.m.  
 Portland State at Grand Canyon, 7 p.m.  
 Houston Baptist at NM State, 7 p.m.  
 Utah Valley at Brigham Young, 7 p.m.  
 Arkansas-Pine Bluff at Seattle U, 7:30 p.m.  
 Missouri-Kansas City at Minnesota, 8 p.m. (BTN+)

## **Saturday, Nov. 14**

Great Falls at Utah Valley, 7 p.m.  
 San Diego Christian at CSU Bakersfield, 7 p.m.

## **Sunday, Nov. 15**

Sacramento State at Seattle U, 2 p.m.  
 William Jewell at Missouri-Kansas City, 6 p.m.  
 New Mexico at NM State, 7 p.m.

## **Monday, Nov. 16**

UT Rio Grande Valley at North Florida, 7 p.m.  
 Chicago State at Iowa State, 7 p.m. (ESPN3)

## **Tuesday, Nov. 17**

Seattle U at Eastern Washington, 6 p.m.  
 Missouri-Kansas City at Omaha, 7 p.m.  
 Black Hills State at Grand Canyon, 7 p.m.  
 Idaho at CSU Bakersfield, 7 p.m.

## **Wednesday, Nov. 18**

IU Northwest at Chicago State, 7 p.m.  
 Utah Valley at Denver, 7 p.m.  
 Tennessee Tech at NM State, 7 p.m.

## **Thursday, Nov. 19**

Alcorn State at Grand Canyon, 7 p.m.

## **Friday, Nov. 20**

Fresno Pacific at CSU Bakersfield, noon  
 Texas A&M-Kingsville at UT Rio Grande Valley, 7 p.m. (TWCSO)  
 Antelope Valley at Utah Valley, 7 p.m.

## **Saturday, Nov. 21**

Trinity International at Chicago State, 2 p.m.  
 Missouri-Kansas City at Drake, 7 p.m.  
 Mississippi Valley State at NM State, 7 p.m.

## **Sunday, Nov. 22**

Portland State at UT Rio Grande Valley, 2 p.m. (WDN/TWCSO)

## **Monday, Nov. 23**

Chicago State at Illinois, 7 p.m. (BTN)  
 Mississippi Valley State at Grand Canyon, 7 p.m. (WDN)  
 Eastern Washington at Seattle U, 7 p.m. (WDN)

## **Tuesday, Nov. 24**

Southeast Missouri State at UT Rio Grande Valley, 7 p.m. (TWCSO)  
 Utah Valley at Utah State, 7 p.m.  
 Robert Morris at NM State, 7:30 p.m. (WDN)

## **Wednesday, Nov. 25**

Great Falls at Seattle U, 6 p.m.  
 Lincoln (Mo.) at Missouri-Kansas City, 7 p.m.  
 CSU Bakersfield at Wyoming, 7 p.m.

## **Friday, Nov. 27**

Chicago State vs. Jacksonville State, 1:30 p.m.  
 (Emerald Coast Classic)

## **Saturday, Nov. 28**

NM State at Air Force, noon  
 South Dakota State at Missouri-Kansas City, noon (WDN)  
 UC Davis at Utah Valley, 7 p.m.  
 Chicago State vs. Alabama State/Chattanooga, TBD  
 (Emerald Coast Classic)

## **Sunday, Nov. 29**

CSU Bakersfield at Saint Mary's, 5 p.m.

## **Monday, Nov. 30**

UT Rio Grande Valley at Houston, 7 p.m.  
 Hampton at Grand Canyon, 7 p.m.

## **Tuesday, Dec. 1**

UT-Martin at Missouri-Kansas City, 7 p.m.  
 Montana State at Utah Valley, 7 p.m. (WDN)  
 Seattle U at California, 7 p.m. (Pac-12 Net)

## **Wednesday, Dec. 2**

UT Rio Grande Valley at Lamar, 7 p.m.  
 Chicago State at Northern Illinois, 7 p.m.  
 UTEP at NM State, 7 p.m.  
 CSU Bakersfield at Idaho, 7 p.m.

## **Thursday, Dec. 3**

Central Michigan at Grand Canyon, 7 p.m. (WDN)

## **Friday, Dec. 4**

Cal State Fullerton at Seattle U, 7 p.m.

## **Saturday, Dec. 5**

Grand Canyon at Louisville, noon (ESPN3)  
 Chicago State at DePaul, 1 p.m. (FSN1)  
 Missouri-Kansas City at Iowa, 2 p.m. (ESPN3)  
 NM State at Long Beach State, 4 p.m.  
 Southern Utah at Utah Valley, 7 p.m. (WDN)  
 Northern Arizona at CSU Bakersfield, 7 p.m. (WDN)

## **Sunday, Dec. 6**

Angelo State at UT Rio Grande Valley, 2 p.m. (TWCSO)  
 Mississippi Valley State at Seattle U, 6 p.m. (WDN)

## **Tuesday, Dec. 8**

Missouri-Kansas City at South Dakota, 7 p.m.  
 Southern at Grand Canyon, 7 p.m.

## **Wednesday, Dec. 9**

Weber State at Utah Valley, 7 p.m. (WDN)

## **Friday, Dec. 11**

UT-Martin at UT Rio Grande Valley, 7 p.m. (WDN/TWCSC)  
Valparaiso at Chicago State, 7 p.m. (WDN)

## **Saturday, Dec. 12**

Mississippi State at Missouri-Kansas City, 4 p.m. (ASN)  
CSU Bakersfield at South Dakota, 5:30 p.m.  
Utah Valley at Idaho State, 7 p.m.

## **Sunday, Dec. 13**

UT Rio Grande Valley at Texas State, 2 p.m.  
Chicago State at Northwestern, 6 p.m. (BTN)  
Omaha at Grand Canyon, 6 p.m.  
Seattle U at UAB, 7 p.m.  
Wyoming at NM State, 7 p.m. (WDN)

## **Monday, Dec. 14**

Dartmouth at CSU Bakersfield, 7 p.m. (WDN)

## **Tuesday, Dec. 15**

Delaware State at Grand Canyon, 7 p.m.

## **Wednesday, Dec. 16**

Chicago State at Minnesota, 7 p.m. (BTN)  
NM State at New Mexico, 7 p.m.  
CSU Bakersfield at Fresno State, 7 p.m.

## **Thursday, Dec. 17**

Northwest Indian College at Seattle U, 6 p.m.

## **Friday, Dec. 18**

Grand Canyon at San Diego State, 7 p.m.

## **Saturday, Dec. 19**

Rockhurst at Missouri-Kansas City, 3:30 p.m.  
Utah Valley at UTSA, 4 p.m.  
Menlo at CSU Bakersfield, 4 p.m.  
Western Illinois at Chicago State, 4:30 p.m. (WDN)  
NM State at UTEP, 7 p.m.

## **Sunday, Dec. 20**

San Jose State at Seattle U, 6 p.m. (WDN)

## **Monday, Dec. 21**

Grand Canyon vs. Houston, 5 p.m.  
(Global Sports Classic)  
Chicago State at Marquette, 7 p.m. (FSN1)  
Oral Roberts at NM State, 7 p.m. (WDN)  
UT Rio Grande Valley at Utah State, 8 p.m.  
(Global Sport Hoops Showcase)

## **Tuesday, Dec. 22**

UT Rio Grande Valley vs. North Dakota State, 5:30 p.m.  
(Global Sport Hoops Showcase)  
Utah Valley vs. UNC-Wilmington, 6:15 p.m.  
(Billy Minardi Classic)  
Portland State at CSU Bakersfield, 7 p.m. (WDN)  
Seattle U at Washington, 8 p.m. (Pac-12 Net)  
Missouri-Kansas City at Louisville, 9 p.m. (RSN)  
(Billy Minardi Classic)  
Grand Canyon vs. Wyoming/Marshall, TBD  
(Global Sports Classic)

## **Wednesday, Dec. 23**

Missouri-Kansas City vs. UNC-Wilmington, 4:15 p.m.  
(Billy Minardi Classic)  
UT Rio Grande Valley vs. Idaho State, 5:30 p.m.  
(Global Sport Hoops Showcase)  
Utah Valley at Louisville, 7 p.m. (ESPNU)  
(Billy Minardi Classic)  
NM State at Baylor, 7 p.m.

## **Monday, Dec. 28**

Chicago State at Oakland, 7 p.m. (ESPN3)  
Grand Canyon at SIU-Edwardsville, 7 p.m.  
NM State at Wichita State, 7 p.m.  
CSU Bakersfield at Arizona State, 7 p.m.  
UC Davis at Seattle U, 7 p.m. (WDN)  
Utah Valley at Saint Mary's, 7 p.m.

## **Tuesday, Dec. 29**

Missouri-Kansas City at Oklahoma State, 7 p.m. (FSO)  
UT Rio Grande Valley at UTEP, 7 p.m.

## **Wednesday, Dec. 30**

Arizona Christian at NM State, 7 p.m.  
UC Santa Barbara at Seattle U, 7 p.m. (WDN)

## **Thursday, Dec. 31**

Morgan State at CSU Bakersfield, 1 p.m.  
Chicago State at Ball State, 2 p.m.

## **Saturday, Jan. 2**

Missouri-Kansas City at USC-Upstate, 1 p.m.  
CSU Bakersfield at UC Riverside, 5 p.m.  
Our Lady of the Lake at UT Rio Grande Valley, 7 p.m. (TWCSC)  
San Diego Christian at Utah Valley, 7 p.m.  
NM State at UC Irvine, 7 p.m.

## **Sunday, Jan. 3**

Bethune-Cookman at Grand Canyon, 6 p.m.

## **Thursday, Jan. 7**

\*Seattle U at Missouri-Kansas City, 7 p.m. (WDN)  
\*UT Rio Grande Valley at Grand Canyon, 7 p.m. (WDN)  
\*NM State at Utah Valley, 7 p.m. (ASN)

## **Saturday, Jan. 9**

\*Seattle U at Chicago State, 2 p.m.  
\*CSU Bakersfield at Missouri-Kansas City, 6 p.m. (WDN)  
\*NM State at Grand Canyon, 7 p.m. (WDN)  
\*UT Rio Grande Valley at Utah Valley, 7 p.m.

## **Monday, Jan. 11**

\*CSU Bakersfield at Chicago State, 7 p.m.

## **Thursday, Jan. 14**

\*Chicago State at UT Rio Grande Valley, 7 p.m. (WDN)  
\*Missouri-Kansas City at NM State, 7 p.m. (ASN)

## **Saturday, Jan. 16**

\*Missouri-Kansas City at UT Rio Grande Valley, 7 p.m. (WDN/TWCSC)  
\*Utah Valley at Grand Canyon, 7 p.m. (WDN)  
\*Chicago State at NM State, 7 p.m.  
\*CSU Bakersfield at Seattle U, 7:30 p.m. (ASN)



# 2015-16 Composite Schedule

## Tuesday, Jan. 19

Green Bay at Chicago State, 7 p.m. (WDN)

## Thursday, Jan. 21

- \*UT Rio Grande Valley at CSU Bakersfield, 6 p.m. (ASN)
- \*Grand Canyon at Chicago State, 7 p.m. (WDN)
- \*Utah Valley at Missouri-Kansas City, 7 p.m. (WDN)
- \*NM State at Seattle U, 7 p.m.

## Saturday, Jan. 23

- \*Utah Valley at Chicago State, 2 p.m.
- \*Grand Canyon at Missouri-Kansas City, 7 p.m. (ASN)
- \*NM State at CSU Bakersfield, 7 p.m. (WDN)
- \*UT Rio Grande Valley at Seattle U, 7 p.m. (WDN)

## Thursday, Jan. 28

- \*CSU Bakersfield at Grand Canyon, 7 p.m. (WDN)
- \*Seattle U at Utah Valley, 7 p.m. (WDN)

## Saturday, Jan. 30

- \*Chicago State at Missouri-Kansas City, 2 p.m. (WDN)
- \*Seattle U at Grand Canyon, 7 p.m.
- \*UT Rio Grande Valley at NM State, 7 p.m. (WDN)
- \*CSU Bakersfield at Utah Valley, 7 p.m.

## Thursday, Feb. 4

- \*Utah Valley at UT Rio Grande Valley, 7 p.m. (WDN/TWCSC)
- \*Grand Canyon at NM State, 7 p.m. (WDN)
- \*Missouri-Kansas City at CSU Bakersfield, 7 p.m.
- \*Chicago State at Seattle U, 7 p.m. (ASN)

## Saturday, Feb. 6

- \*Grand Canyon at UT Rio Grande Valley, 7 p.m. (TWCSC)
- \*Utah Valley at NM State, 7 p.m. (WDN)
- \*Missouri-Kansas City at Seattle U, 7 p.m. (ASN)
- \*Chicago State at CSU Bakersfield, 7 p.m. (WDN)

## Monday, Feb. 8

NM State vs. Northern New Mexico, 7 p.m.

## Tuesday, Feb. 9

Benedictine (Ariz.) at Grand Canyon, 7 p.m.

## Friday, Feb. 12

- \*Grand Canyon at Seattle U, 7 p.m. (WDN)

## Saturday, Feb. 13

- \*NM State at Chicago State, 2 p.m.
- \*UT Rio Grande Valley at Missouri-Kansas City, 2 p.m. (WDN)
- \*Utah Valley at CSU Bakersfield, 7 p.m. (ASN)

## Thursday, Feb. 18

- \*Seattle U at UT Rio Grande Valley, 7 p.m. (WDN/TWCSC)
- \*Missouri-Kansas City at Grand Canyon, 7 p.m. (WDN)
- \*CSU Bakersfield at NM State, 7 p.m.
- \*Chicago State at Utah Valley, 7 p.m.

## Saturday, Feb. 20

- \*CSU Bakersfield at UT Rio Grande Valley, 7 p.m. (TWCSC)
- \*Chicago State at Grand Canyon, 7 p.m.
- \*Seattle U at NM State, 7 p.m. (WDN)
- \*Missouri-Kansas City at Utah Valley, 7 p.m. (WDN)

## Saturday, Feb. 27

- \*NM State at Missouri-Kansas City, 2 p.m. (WDN)
- \*Grand Canyon at CSU Bakersfield, 7 p.m. (WDN)
- \*Utah Valley at Seattle U, 7 p.m.

## Sunday, Feb. 28

- \*UT Rio Grande Valley at Chicago State, 4 p.m. (ASN)

## Saturday, March 5

- \*Missouri-Kansas City at Chicago State, 2 p.m.
- \*Grand Canyon at Utah Valley, 2 p.m. (ASN)
- \*NM State at UT Rio Grande Valley, 7 p.m. (WDN/TWCSC)
- \*Seattle U at CSU Bakersfield, 7 p.m. (WDN)

## Thursday, March 10

- WAC Tournament Quarterfinal Game #1, 2 p.m. (WDN)
- WAC Tournament Quarterfinal Game #2, 4:30 p.m. (WDN)
- WAC Tournament Quarterfinal Game #3, 7 p.m. (WDN)

## Friday, March 11

- WAC Tournament Semifinal Game #1, 6 p.m. (WDN)
- WAC Tournament Semifinal Game #2, 8:30 p.m. (WDN)

## Saturday, March 12

- WAC Tournament Championship Game, 8 p.m. (ESPNU)

## Tuesday & Wednesday, March 15-16

- NCAA First Four
- UD Arena - Dayton, Ohio

## Thursday-Sunday, March 17-20

- NCAA Second/Third Rounds
- Dunkin' Donuts Center – Providence, R.I.
- Wells Fargo Arena – Des Moines, Iowa
- PNC Arena – Raleigh, N.C.
- Pepsi Center – Denver
- Barclays Center – Brooklyn, N.Y.
- Scottrade Center – St. Louis
- Chesapeake Energy Arena – Oklahoma City
- Spokane Arena – Spokane, Wash.

## Thursday-Sunday, March 24-27

- NCAA Regionals
- Honda Center – Anaheim, Calif.
- KFC Yum! Center – Louisville, Ky.
- United Center – Chicago
- Wells Fargo Center – Philadelphia

## Saturday-Monday, April 2-4

- NCAA Final Four
- NRG Stadium – Houston

## Schedule Key

- ASN – American Sports Network
- BTN – Big Ten Network
- BTN+ – Big Ten Network Plus
- FSO – Fox Sports Oklahoma
- FSN1 – Fox Sports 1
- KSMO – KSMO Channel 62
- RSN – ACC Regional Sports Network
- TWCSC – Time Warner Cable SportsChannel
- WDN – WAC Digital Network
- \* – WAC Game

*All times local/dates and times subject to change*

# LEARN

Academic excellence is at  
the core of our foundation

# COMPETE

We compete at the highest level  
and with the utmost integrity

# INSPIRE

Inspiring student-athletes of today  
to become leaders of tomorrow

# WE ARE THE WAC

WACsports.com  
@WACsports  
facebook.com/WACsports

## WESTERN ATHLETIC CONFERENCE BASKETBALL

CSU Bakersfield • Chicago State • Grand Canyon  
Missouri-Kansas City • NM State • Seattle U  
UT Rio Grande Valley • Utah Valley

