
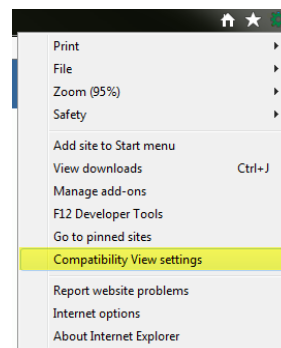



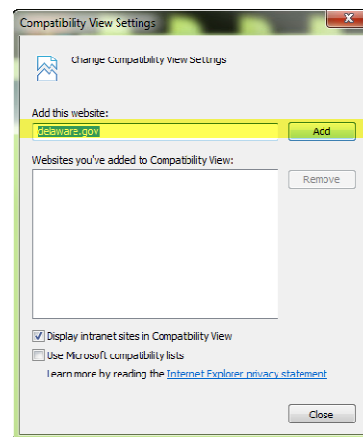
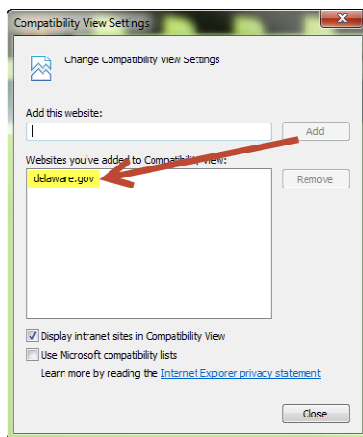
How To: Run CourtConnect with Internet Explorer 10 and 11

Instructions for Internet Explorer 11

1. Launch Internet Explorer 11 and type <http://courtconnect.courts.delaware.gov> in the address bar.
2. Tap or click the Tools button , and then tap or click **Compatibility View settings** menu option.




3. Under **Add this website**, type **delaware.gov**, and then tap or click **Add**.
4. In this instance, the site “delaware.gov” should automatically be populated. It can be added as-is.




How To: Run CourtConnect with Internet Explorer 10 and 11

Instructions for Internet Explorer 10

1. Launch Internet Explorer 10 and type <http://courtconnect.courts.delaware.gov> in the address bar.



2. Tap or click the Compatibility View button  at the far right of the address bar to display the site in Compatibility View.

