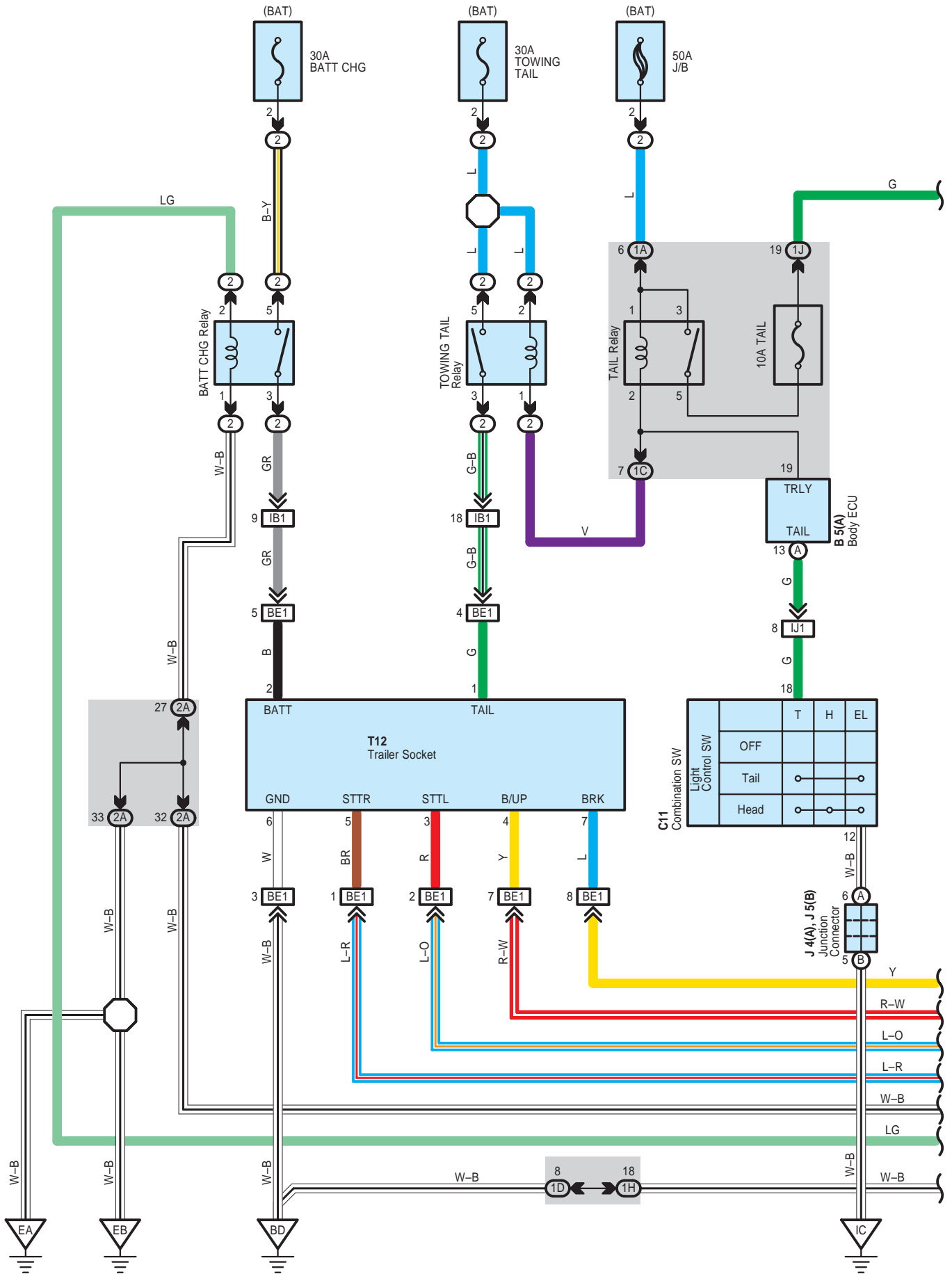
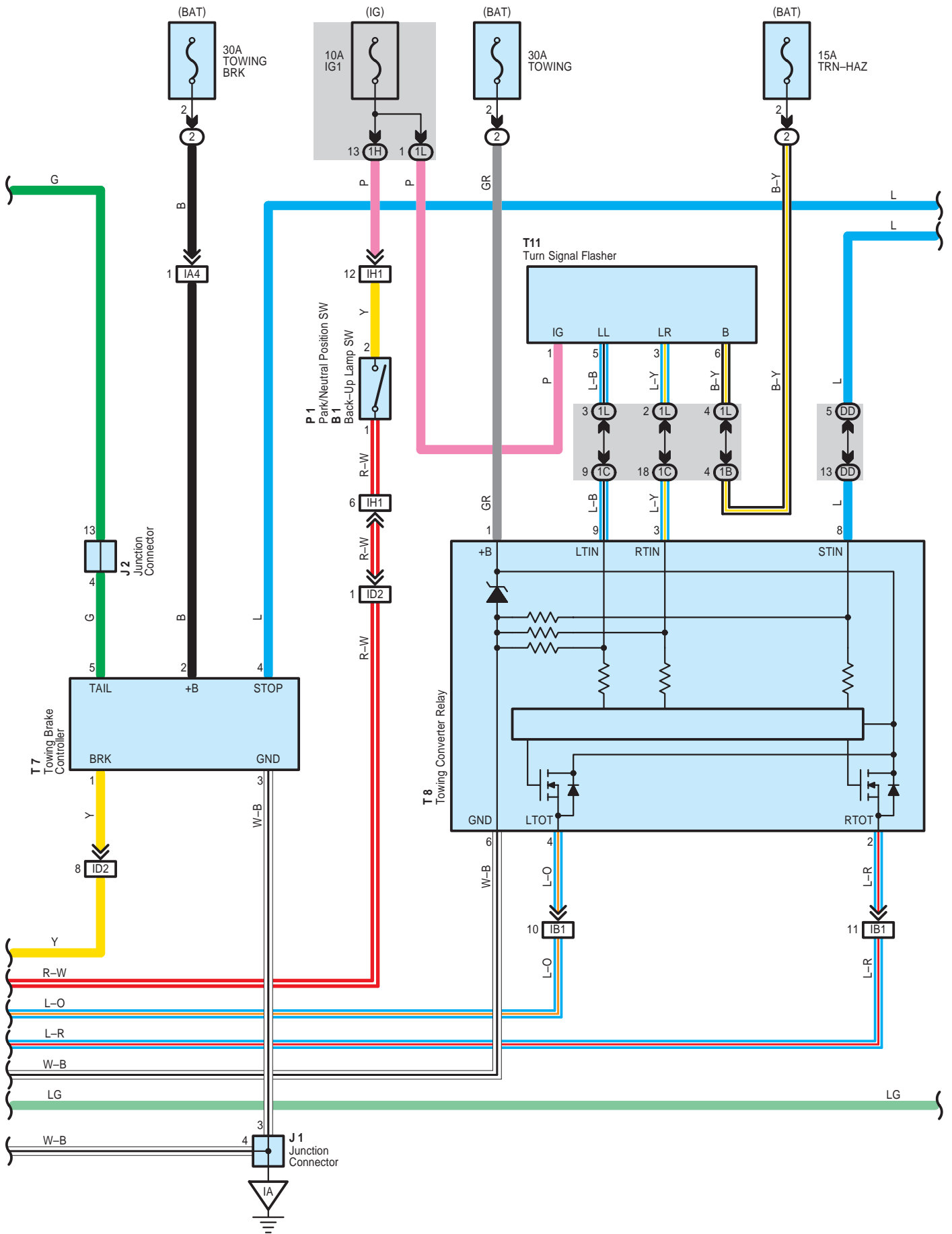


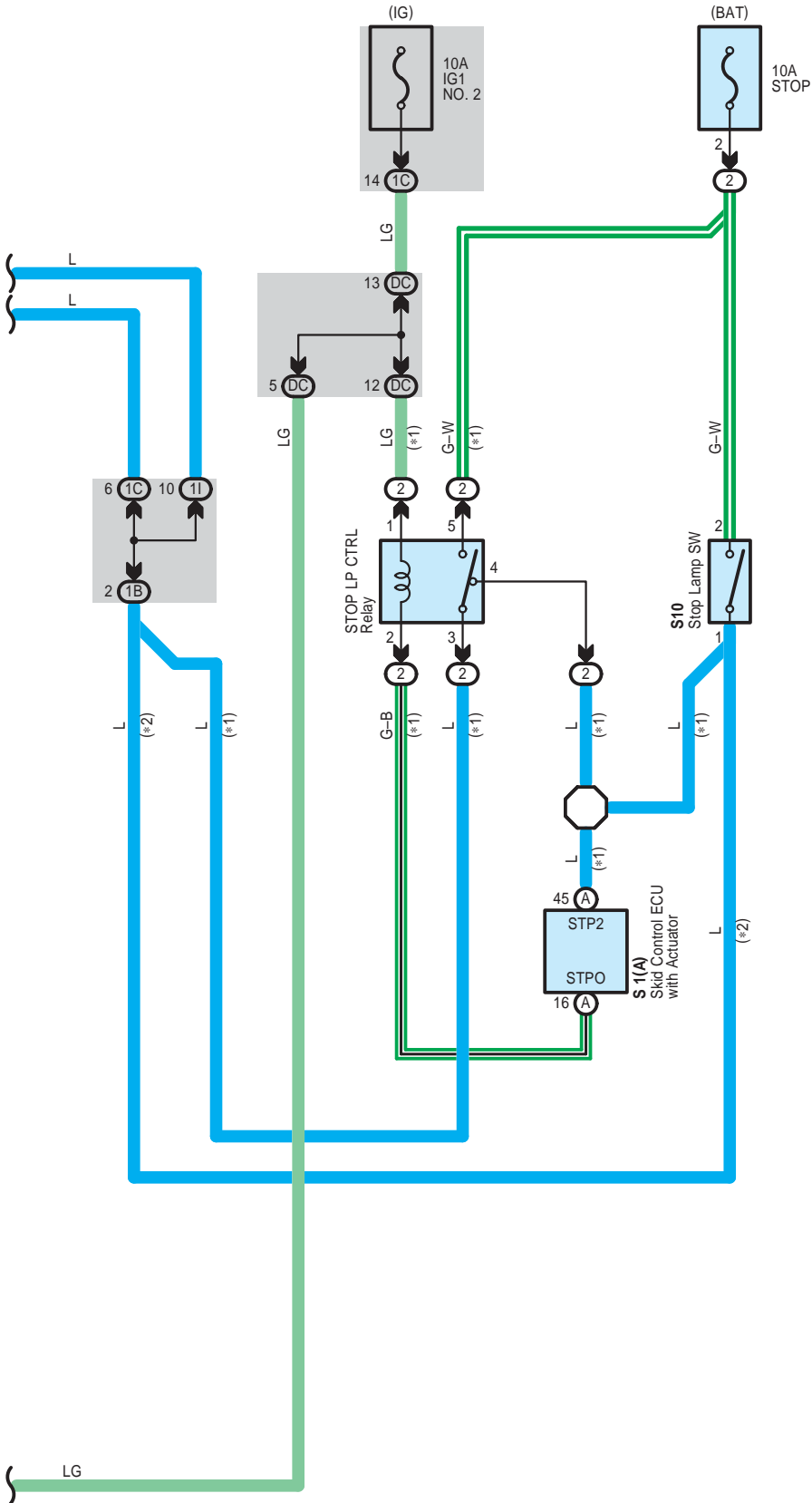
Trailer Towing for Trailer Socket 7P Type





Trailer Towing for Trailer Socket 7P Type

* 1 : w/ VSC
 * 2 : w/o VSC



 : Parts Location

Code	See Page	Code	See Page	Code	See Page	
B1	40 (1GR-FE)	J4	A	45	S10	45
	42 (2TR-FE)	J5	B	45	T7	45
B5	A	P1		41 (1GR-FE)	T8	45
C11	44			43 (2TR-FE)	T11	45
J1	45	S1	A	41 (1GR-FE)	T12	47 (*1)
J2	45			43 (2TR-FE)		48 (*2)

 : Relay Blocks

Code	See Page	Relay Blocks (Relay Block Location)
2	24	Engine Room R/B (Engine Compartment Left)

 : Junction Block and Wire Harness Connector

Code	See Page	Junction Block and Wire Harness (Connector Location)
1A	28	Engine Room Main Wire and Driver Side J/B (Lower Finish Panel)
1B		
1C		
1D	28	Frame Wire and Driver Side J/B (Lower Finish Panel)
1H	29	Instrument Panel Wire and Driver Side J/B (Lower Finish Panel)
1I		
1J		
1L	29	Relay Wire and Driver Side J/B (Lower Finish Panel)
2A	24	Engine Room J/B (Engine Compartment Left)
DC	34	Engine Room Main Wire and Instrument Panel J/B No.1 (Left Kick Panel)
DD		

 : Connector Joining Wire Harness and Wire Harness

Code	See Page	Joining Wire Harness and Wire Harness (Connector Location)
IA4	54	Instrument Panel Wire and Engine Room Main Wire (Left Kick Panel)
IB1	54	Frame Wire and Engine Room Main Wire (Left Kick Panel)
ID2	54	Frame Wire and Instrument Panel Wire (Left Kick Panel)
IH1	55	Engine Wire and Instrument Panel Wire (Right Side of Glove Box)
IJ1	55	Instrument Panel Wire and Instrument Panel Wire (Right Kick Panel)
BE1	56 (*1)	Frame No.3 Wire and Frame Wire (Behind the Trailer Socket)
	57 (*2)	

 : Ground Points

Code	See Page	Ground Points Location
EA	52 (1GR-FE)	Front Right Fender
	53 (2TR-FE)	
EB	52 (1GR-FE)	Front Left Fender
	53 (2TR-FE)	
IA	54	Left Kick Panel
IC	54	Instrument Panel Brace RH
BD	56 (*1)	Near the Rear Differential
	57 (*2)	

* 1 : Double Cab * 2 : Access Cab * 3 : Regular Cab * 4 : Separate Seat * 5 : Bench Seat