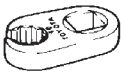
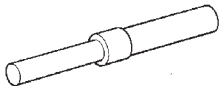
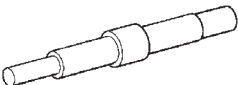
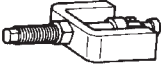






CLUTCH**SST**

	09023-00101	Union Nut Wrench 10 mm	
	09301-00210	Clutch Guide Tool	
	09301-00220	Clutch Guide Tool	
	09303-35011	Input Shaft Front Bearing Puller	
	09304-30012	Input Shaft Front Bearing Replacer	
	09333-00013	Universal Joint Bearing Remover & Replacer	

PP

RECOMMENDED TOOLS

	<p>09082-00040</p>	<p>TOYOTA Electrical Tester</p>	
	<p>(09083-00150)</p>	<p>Test Lead Set</p>	