

# SEAT BELT WARNING SYSTEM

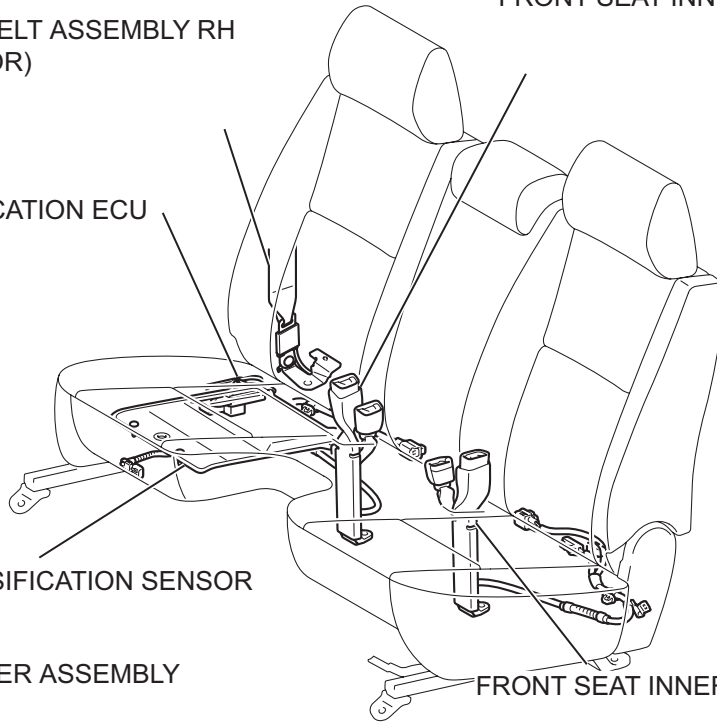
## PARTS LOCATION

FOR BENCH SEAT:

FRONT SEAT OUTER BELT ASSEMBLY RH  
(BELT TENSION SENSOR)

FRONT SEAT INNER BELT ASSEMBLY RH

OCCUPANT CLASSIFICATION ECU

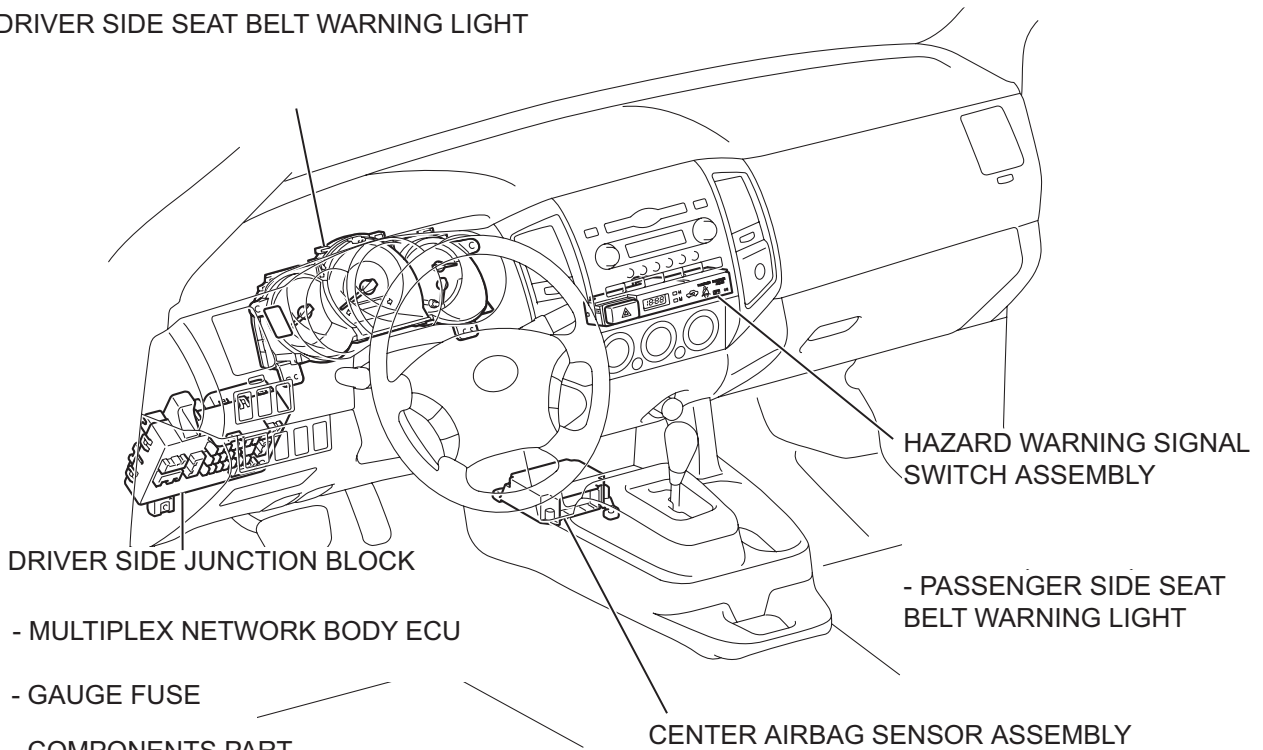


OCCUPANT CLASSIFICATION SENSOR

COMBINATION METER ASSEMBLY

FRONT SEAT INNER BELT ASSEMBLY LH

- DRIVER SIDE SEAT BELT WARNING LIGHT



DRIVER SIDE JUNCTION BLOCK

HAZARD WARNING SIGNAL  
SWITCH ASSEMBLY

- MULTIPLEX NETWORK BODY ECU

- PASSENGER SIDE SEAT  
BELT WARNING LIGHT

- GAUGE FUSE

- COMPONENTS PART

CENTER AIRBAG SENSOR ASSEMBLY

- IG1 FUSE

SB

FOR SEPARATE SEAT:

REAR OCCUPANT CLASSIFICATION SENSOR RH

REAR OCCUPANT CLASSIFICATION SENSOR LH

FRONT SEAT INNER BELT ASSEMBLY RH

FRONT OCCUPANT CLASSIFICATION SENSOR RH

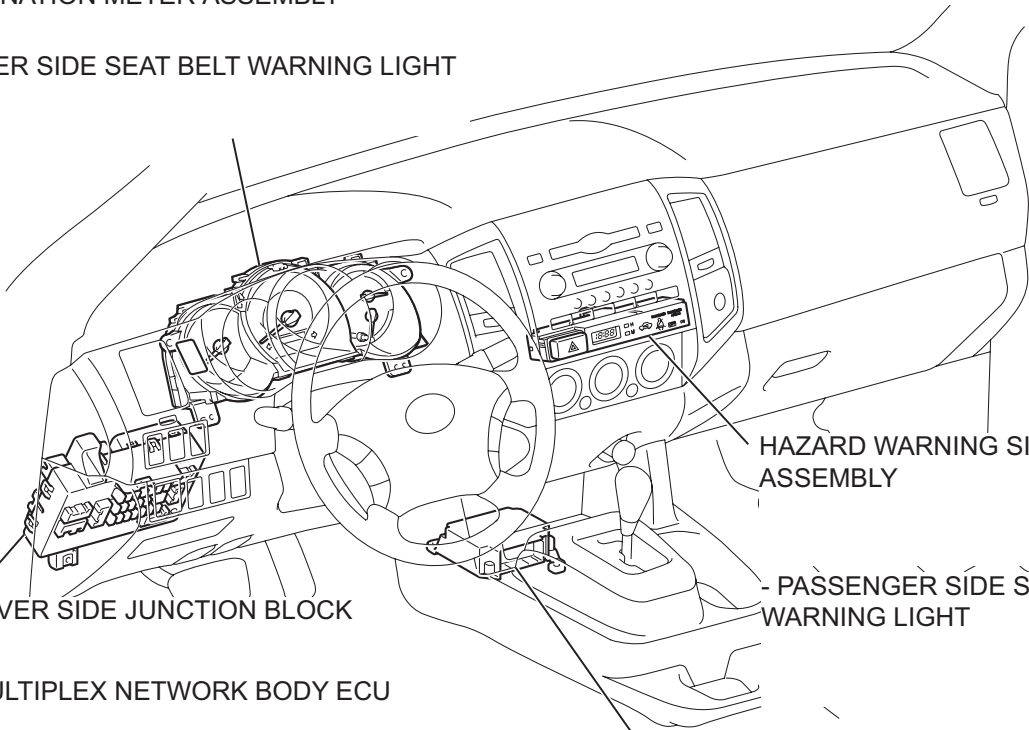
OCCUPANT CLASSIFICATION ECU

FRONT OCCUPANT CLASSIFICATION SENSOR LH

FRONT SEAT INNER BELT ASSEMBLY LH

COMBINATION METER ASSEMBLY

- DRIVER SIDE SEAT BELT WARNING LIGHT



HAZARD WARNING SIGNAL SWITCH ASSEMBLY

DRIVER SIDE JUNCTION BLOCK

- PASSENGER SIDE SEAT BELT WARNING LIGHT

- MULTIPLEX NETWORK BODY ECU

CENTER AIRBAG SENSOR ASSEMBLY

- GAUGE FUSE

- IG1 FUSE

- COMPONENTS PART

SB