

Sound Signal Circuit between Radio Receiver and Stereo Component Amplifier

DESCRIPTION

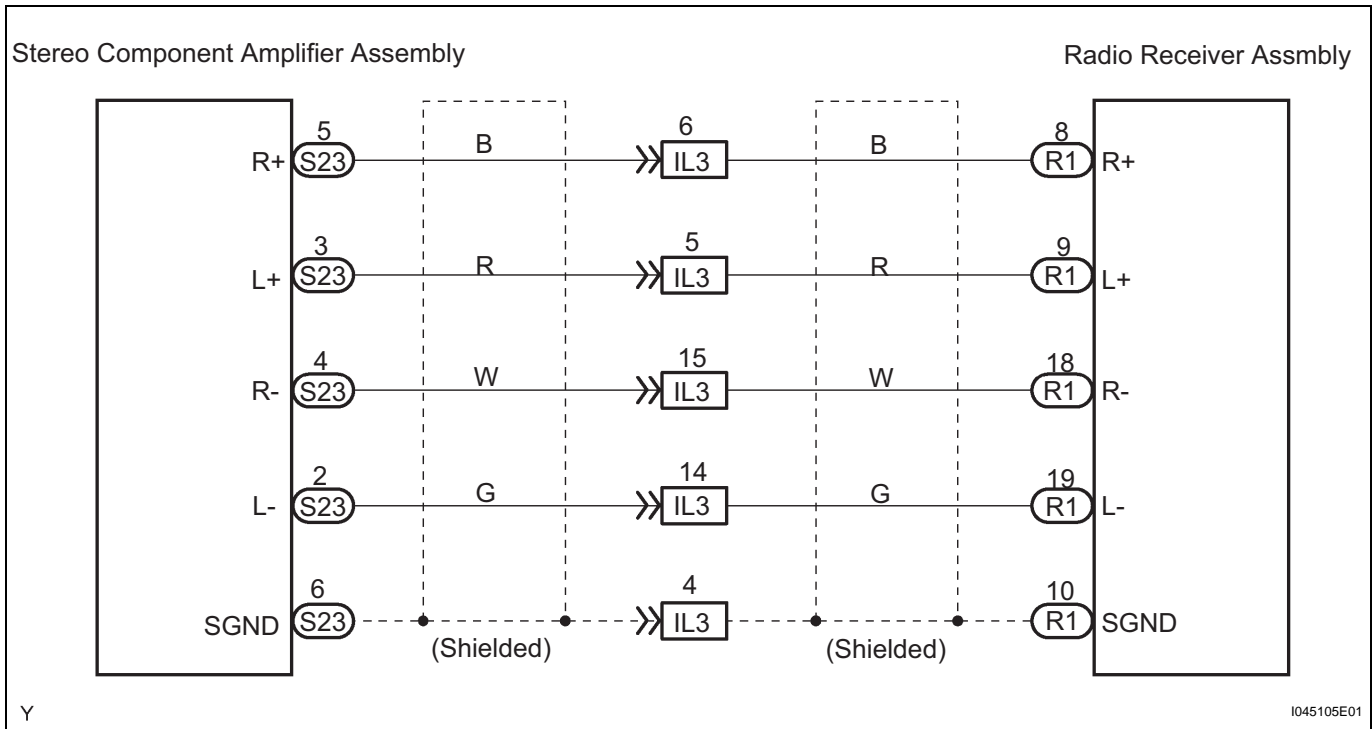
AV

The radio receiver assembly sends sound signals to the stereo component amplifier assembly through this circuit.

Sound signals that have been sent are amplified by the stereo component amplifier assembly, and then sent to the speakers.

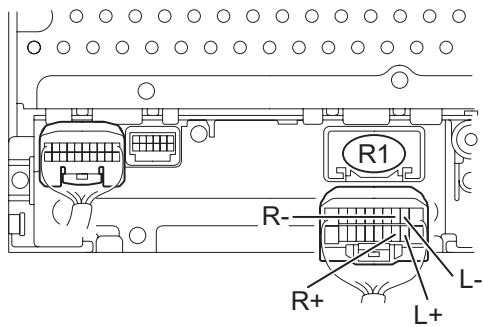
If there is an open or short in the circuit, sound cannot be heard from the speakers even if there is no malfunction in the stereo component amplifier assembly or speakers.

WIRING DIAGRAM

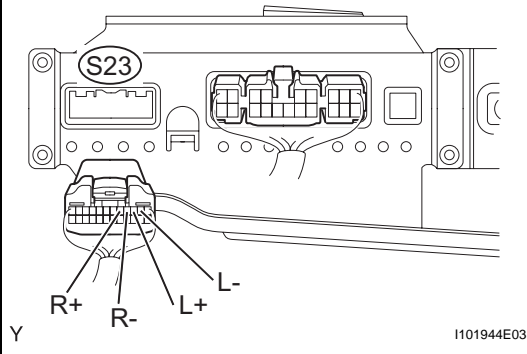


1 CHECK HARNESS AND CONNECTOR

**Radio Receiver Assembly
Wire Harness View:**



**Stereo Component Amplifier Assembly
Wire Harness View:**



- (a) Disconnect the R1 radio receiver assembly connector and S23 stereo component amplifier assembly connector.
- (b) Check the resistance.

Standard resistance

Tester Connection	Specified Condition
L+ (S23-3) - L+ (R1-9)	Below 1 Ω
L- (S23-2) - L- (R1-19)	Below 1 Ω
R+ (S23-5) - R+ (R1-8)	Below 1 Ω
R- (S23-4) - R- (R1-18)	Below 1 Ω
L+ (S23-3) - Body ground	10 kΩ or higher
L- (S23-2) - Body ground	10 kΩ or higher
R+ (S23-5) - Body ground	10 kΩ or higher
R- (S23-4) - Body ground	10 kΩ or higher

NG **REPAIR OR REPLACE HARNESS OR CONNECTOR**

OK

PROCEED TO NEXT CIRCUIT INSPECTION SHOWN IN PROBLEM SYMPTOMS TABLE