



**2015-16
OREGON
BASKETBALL**



**Dwayne
Benjamin**

**Elgin
Cook**

**Dylan
Ennis**

2015-16 OREGON DUCKS PHOTO ROSTER



DANA ALTMAN
HEAD COACH



TONY STUBBLEFIELD
ASSISTANT COACH




KEVIN MCKENNA
ASSISTANT COACH



MIKE MENNENGA
ASSISTANT COACH



JOSH JAMIESON
DIRECTOR OF OPERATIONS



DWAYNE BENJAMIN
#0 | SR. | F



JORDAN BELL
#1 | SO. | F



CASEY BENSON
#2 | SO. | G



MAX HELLER
#4 | SR. | G



TYLER DORSEY
#5 | FR. | G



CHARLIE NOEBEL
#10 | JR. | G



PHIL RICHMOND
#11 | JR. | G



TROY NORRIS
#12 | SR. | G



KENDALL SMALL
#21 | FR. | G



ELGIN COOK
#23 | SR. | F



DILLON BROOKS
#24 | SO. | F



CHRIS BOUCHER
#25 | SR. | F



DYLAN ENNIS
#31 | SR. | G



TREVOR MANUEL
#35 | FR. | F



ROMAN SORKIN
#41 | SO. | F

TABLE OF CONTENTS

2015-16 Roster2
 2015-16 Schedule4

Matthew Knight Arena

History and Arena Facts.....5
 MKA Records.....8

The Players

Jordan Bell10
 Dwayne Benjamin.....12
 Casey Benson14
 Dillon Brooks.....16
 Elgin Cook18
 Max Heller.....20
 Charlie Noebel.....20
 Roman Sorkin.....22
 Chris Boucher24
 Tyler Dorsey.....24
 Dylan Ennis25
 Trevor Manuel26
 Troy Norris.....26
 Phil Richmond.....27
 Kendall Small27
 Roster Breakdown.....28
 Team Photos28

The Coaches / Staff

Dana Altman, Head Coach.....30
 Tony Stubblefield, Assistant Coach34
 Kevin McKenna, Assistant Coach35
 Mike Mennenga, Assistant Coach.....36
 Josh Jamieson, Director of Operations.....37
 Clay Jamieson, Athletic Trainer.....37
 Robert McCullum, Assistant Director of Operations.....38
 Adam Linens, Strength & Conditioning Coach.....39
 Allen Morill, Assistant Conditioning Coach.....39
 Basketball Support Staff40

2014-15 Season Review

Season Review41
 Season Results47
 Points-Rebounds-Assists.....49
 Game-by-Game Stats.....50
 Team Highs/Lows.....51
 Individual Highs.....52

The History

1,000-Point Club54
 Scoring Leaders.....58
 Top 10 Scorers59
 Top 10 Statistical Leaders.....60
 Oregon School Records.....64
 All-Americans65
 Award Winners.....66
 UO's NCAA Tournament History67
 UO's NCAA Tournament Records68
 Tall Firs - First NCAA Champions69
 All-Time NCAA Champions70
 All-time Starting Lineups.....71
 Oregon Year-by-Year Stats.....72
 Opponent Year-by-Year Stats.....74
 UO Team Awards76
 NBA Players.....78
 All-time Letterwinners.....80
 Jersey Numbers.....82
 Year-by-Year Results85
 Oregon Coaching History.....99
 Miscellaneous Tournaments.....100
 100-Point Games102
 McArthur Court103
 All-time Opponent Series Histories105
 2015-16 Series Histories (by team)107
 University Administration112

Credits

The 2015-16 Oregon Men's Basketball Yearbook was produced by the office of Athletic Communications. Photography by Eric Evans, Steve Smith, Nate Barrett, Geoff Thurner, Zach Ancell, Fernando Medina/Orlando Magic.

University Quick Facts

NameUniversity of Oregon
 LocationEugene, Ore.
 Founded1876
 Enrollment24,500
 Nickname..... Ducks
 Mascot The Duck
 Colors Green and Yellow
 Interim President Michael Schill
 Athletic Director..... Rob Mullens
 Faculty Representative Tim Gleason
 FacilityMatthew Knight Arena
 Capacity12,364
 Press Row Phone.....(541) 346-4497
 Athletic Dept. Phone.....(541) 346-4481
 Ticket Office Phone.....(541) 346-4461

Basketball Quick Facts

First Season.....1902-03 (110 years)
 All-Time Record.....1555-1325
 All-Time Postseason Record41-26 (24 Appearances)
 NCAA Tournament Appearances..13 (16-12, Last: 2015)
 '39*, '45, '60, '61, '95, '00, '02, '03, '07, '08, '13, '14, '15
 National Championships1 (1939)
 NIT Appearances10 (11-10, Last: 2012)
 '75, '76, '77, '84, '88, '90, '97, '99, '04, '12
 CBI Appearances1 (5-1, Last: 2011)
 '11*

*National Champions

2015-16 Letterwinners Returning/Lost.....8/6
 2015-16 Starters Returning/Lost.....3/2
 2015-16 Newcomers5
 2015-16 Key Returnees Bell, Benjamin, Brooks, Cook
 2015-16 Key Losses..... Abdul-Bassit, Young
 2014-15 Overall Record.....26-10
 2014-15 Pac-12 Record (Finish)13-5 (t-2nd)
 2014-15 NCAA Tournament.....1-1 (NCAA 3rd Round)
 Final RankingNo. 25 (USA Today); ARV (AP)
 Head CoachDana Altman (6th year)
 Record at Oregon.....123-57
 Career Record.....656-324 (31st year)
 NCAA Division I Record535-300 (27th year)
 Assistant Coach Tony Stubblefield
 Assistant CoachKevin McKenna
 Assistant CoachMike Mennenga
 Director of Basketball Operations..... Josh Jamieson
 Strength Coach..... Adam Linens
 Athletic Trainer.....Clay Jamieson
 Men's Basketball Contact.....Greg Walker
 Office Phone.....(541) 346-2252
 Cell Phone(541) 954-8775
 Email..... gswalker@uoregon.edu
 Men's Basketball Contact.....Andy McNamara
 Office Phone.....(541) 346-2253
 Cell Phone(541)543-0123
 Email.....mcmamara@uoregon.edu
 Athletics WebsiteGoDucks.com
 Twitter@OregonMBB
 FacebookFacebook.com/OregonMBB



2015-16 ROSTERS

2015-16 Oregon Men's Basketball Numerical Roster

No.	Name	Pos	Ht.	Wt.	Cl.	Exp.	Hometown (High School / College)
0	Dwayne Benjamin	F	6-7	210	Sr.	1L	Lafayette, La. (Northside HS / Mt. San Jacinto JC)
1	Jordan Bell	F	6-9	225	So.	1L	Long Beach, Calif. (Long Beach Poly HS)
2	Casey Benson	G	6-3	185	So.	1L	Tempe, Ariz. (Corona Del Sol HS)
4	Max Heller	G	5-10	170	Sr.	1L	Del Mar, Calif. (Torrey Pines HS / Arizona State / Loyola Marymount)
5	Tyler Dorsey	G	6-4	180	Fr.	HS	Los Angeles, Calif. (Maranatha HS)
10	Charlie Noebel	G	6-2	178	Jr.	1L	Irvine, Calif. (Mater Dei HS)
11	Phil Richmond	G	6-4	190	RJr.	RS	Calabasas, Calif. (Trinity International HS)
12	Troy Norris	G	6-0	170	RSr.	HS	Oxnard, Calif. (Atascadero HS / College of the Sequoias)
21	Kendall Small	G	6-0	175	Fr.	HS	Anaheim, Calif. (Mayfair HS)
23	Elgin Cook	F	6-6	205	RSr.	2L	Milwaukee, Wis. (Hamilton HS / Northwest Florida State)
24	Dillon Brooks	F	6-7	225	So.	1L	Mississauga, Ont. (Findlay Prep)
25	Chris Boucher	F	6-10	190	Sr.	TR	Montreal, Quebec (Damase Boulanger HS / New Mexico JC / Northwest College)
31	Dylan Ennis	G	6-2	195	RSr.	TR	Brampton, Ontario (Lake Forest Academy / Rice / Villanova)
35	Trevor Manuel	F	6-9	187	Fr.	HS	Lansing, Mich. (Everett HS)
41	Roman Sorkin	F	6-10	225	So.	1L	Ashdod, Israel (Hof HaSharon HS)

2015-16 Oregon Men's Basketball Alphabetical Roster

No.	Name	Pos	Ht.	Wt.	Cl.	Exp.	Hometown (High School / College)
1	Jordan Bell	F	6-9	225	So.	1L	Long Beach, Calif. (Long Beach Poly HS)
0	Dwayne Benjamin	F	6-7	210	Sr.	1L	Lafayette, La. (Northside HS / Mt. San Jacinto JC)
2	Casey Benson	G	6-3	185	So.	1L	Tempe, Ariz. (Corona Del Sol HS)
25	Chris Boucher	F	6-10	190	Sr.	TR	Montreal, Quebec (Damase Boulanger HS / New Mexico JC / Northwest College)
24	Dillon Brooks	F	6-7	225	So.	1L	Mississauga, Ont. (Findlay Prep)
23	Elgin Cook	F	6-6	205	RSr.	2L	Milwaukee, Wis. (Hamilton HS / Northwest Florida State)
5	Tyler Dorsey	G	6-4	180	Fr.	HS	Los Angeles, Calif. (Maranatha HS)
31	Dylan Ennis	G	6-2	195	RSr.	TR	Brampton, Ontario (Lake Forest Academy / Rice / Villanova)
4	Max Heller	G	5-10	170	Sr.	1L	Del Mar, Calif. (Torrey Pines HS / Arizona State / Loyola Marymount)
35	Trevor Manuel	F	6-9	187	Fr.	HS	Lansing, Mich. (Everett HS)
10	Charlie Noebel	G	6-2	178	Jr.	1L	Irvine, Calif. (Mater Dei HS)
12	Troy Norris	G	6-0	170	RSr.	HS	Oxnard, Calif. (Atascadero HS / College of the Sequoias)
11	Phil Richmond	G	6-4	190	RJr.	RS	Calabasas, Calif. (Trinity International HS)
21	Kendall Small	G	6-0	175	Fr.	HS	Anaheim, Calif. (Mayfair HS)
41	Roman Sorkin	F	6-10	225	So.	1L	Ashdod, Israel (Hof HaSharon HS)

Head Coach: Dana Altman (Eastern New Mexico, 1980; Western State, 1981), 6th year (123-57)

Career Record: 656-324 (31st year); NCAA Division I Record: 533-300 (27th year)

Assistant Coaches: Tony Stubblefield (Nebraska-Omaha, 1995), 6th year;

Kevin McKenna (Creighton, 1993), 6th year; Mike Mennenga (Morehead State, 1993), 2nd year

Director of Operations: Josh Jamieson (Southern Oregon, 2000), 12th year

Asst. Dir. of Operations: Robert McCullum (Birmingham Southern, 1976), 2nd year

Strength & Conditioning Coach: Adam Linens (North Carolina, 2005), 1st year

Assistant Conditioning Coach: Allen Morill (Arizona State, 2006), 2nd year

Athletic Trainer: Clay Jamieson (Arizona, 1994), 18th year

Video Coordinator: TBA

Graduate Manager: Matt Zosel, 1st year

Undergraduate Assistant Coach: Fred Jones, 1st year

Undergraduate Managers: Patrick Benson, Robbie Ellis, Ben Hartmann, Chris Reeves, Patrick Scully

Administrative Assistant: Jennifer Allen



2015-16 ROSTERS

2015-16 Roster Breakdown

Starters Returning (3)

No.	Name	Pos.	Ht.	Wt.	Cl.	Exp.	2014-15 Statistics
23	Elgin Cook	F	6-6	205	R-Sr.	2L	13.0 ppg, 5.2 rpg, .520 FG Pct., all-Pac-12 second team
24	Dillon Brooks	F	6-7	225	So.	1L	11.5 ppg, 4.9 rpg, .825 FT Pct., Pac-12 all-freshman team
1	Jordan Bell	F	6-9	225	So.	1L	5.1 ppg, 6.1 rpg, 2.7 bpg, .597 FG Pct., Pac-12 all-freshman team, Pac-12 all-defensive team

Lettermen Returning (8)

No.	Name	Pos.	Ht.	Wt.	Cl.	Exp.	2014-15 Statistics
23	Elgin Cook	F	6-6	205	R-Sr.	2L	13.0 ppg, 5.2 rpg, .520 FG Pct., all-Pac-12 second team
24	Dillon Brooks	F	6-7	225	So.	1L	11.5 ppg, 4.9 rpg, .825 FT Pct., Pac-12 all-freshman team
1	Jordan Bell	F	6-9	225	So.	1L	5.1 ppg, 6.1 rpg, 2.7 bpg, .597 FG Pct., Pac-12 all-freshman team, Pac-12 all-defensive team
0	Dwayne Benjamin	F	6-7	210	Sr.	1L	8.4 ppg, 5.8 rpg, .353 3FG Pct.
2	Casey Benson	G	6-3	185	So.	1L	3.5 ppg, 2.0 apg, 3.13 A-TO
41	Roman Sorkin	F	6-10	225	So.	1L	1.6 ppg, 1.0 rpg
10	Charile Noebel	G	6-2	178	Jr.	1L	0.0 ppg, 0.3 rpg
4	Max Heller	G	5-10	170	R-Sr.	1L	0.0 ppg, 0.0 rpg

Starters Lost (2)

No.	Name	Pos.	Ht.	Wt.	Cl.	Exp.	2014-15 Statistics
3	Joseph Young	G	6-2	180	R-Sr.	2L	20.7 ppg, 4.4 rpg, .925 FT Pct., Pac-12 Player of the Year, 3rd team All-America
15	Jalil Abdul-Bassit	G	6-4	197	Sr.	2L	8.2 ppg, 1.7 rpg, .434 3FG Pct., .816 FT Pct.

Lettermen Lost (6)

No.	Name	Pos.	Ht.	Wt.	Cl.	Exp.	2014-15 Statistics
3	Joseph Young	G	6-2	180	R-Sr.	2L	20.7 ppg, 4.4 rpg, .925 FT Pct., Pac-12 Player of the Year, 3rd team All-America
15	Jalil Abdul-Bassit	G	6-4	197	Sr.	2L	8.2 ppg, 1.7 rpg, .434 3FG Pct., .816 FT Pct.
14	Ahmaad Rorie	G	6-1	175	Fr.	1L	4.1 ppg, 2.2 rpg, 1.8 apg, .714 FT Pct.
25	Michael Chandler	C	6-10	240	Jr.	1L	2.2 ppg, 1.4 rpg, .500 FG Pct.
11	Theo Friedman	G	6-1	175	Jr.	2L	1.0 ppg, 0.8 rpg
32	Tim Jensen	F	6-6	225	R-Sr.	1L	0.0 ppg, 0.7 rpg

Transfers (3)

No.	Name	Pos.	Ht.	Wt.	Cl.	Exp.	Hometown (Previous Schools)
25	Chris Boucher	F	6-10	190	Sr.	TR	Montreal, Quebec (Damase Boulanger HS / New Mexico JC / Northwest College)
31	Dylan Ennis	G	6-2	195	R-Sr.	TR	Brampton, Ontario (Lake Forest Academy / Rice / Villanova)
12	Troy Norris	G	6-0	170	R-Sr.	TR	Oxnard, Calif. (Atascadero HS / College of the Sequoias)
11	Phil Richmond	G	6-4	190	R-Jr.	RS	Calabasas, Calif. (Trinity International HS)

High School (3)

No.	Name	Pos.	Ht.	Wt.	Cl.	Exp.	Hometown (Previous School)
5	Tyler Dorsey	G	6-4	180	Fr.	HS	Los Angeles, Calif. (Maranatha HS)
35	Trevor Manuel	F	6-9	187	Fr.	HS	Lansing, Mich. (Everett HS)
21	Kendall Small	G	6-0	175	Fr.	HS	Anaheim, Calif. (Mayfair HS)

Pronunciation Guide

Chris Boucher	boo-SHAY
Dylan Ennis	EN-iss
Mike Mennenga	MEN-eh-gah
Charlie Noebel	noh-BELL



2015-16 SCHEDULE

DATE	OPPONENT	LOCATION	TIME	TELEVISION
Tues., Nov. 3	NORTHWEST CHRISTIAN (EX)	EUGENE, ORE.	7 p.m.	Pac-12 Networks
Sun., Nov. 8	SOUTHERN OREGON (EX)	EUGENE, ORE.	6 p.m.	Pac-12 Live Stream
Fri., Nov. 13	JACKSON STATE	EUGENE, ORE.	7 p.m.	Pac-12 Networks
Mon., Nov. 16	BAYLOR	EUGENE, ORE.	8:30 p.m.	ESPN2
Fri., Nov. 20	SAVANNAH STATE	EUGENE, ORE.	8 p.m.	Pac-12 Networks
Sun., Nov. 22	VALPARAISO	EUGENE, ORE.	3 p.m.	Pac-12 Networks
Wed., Nov. 25	ARKANSAS STATE	EUGENE, ORE.	4 p.m.	Pac-12 Networks
Mon., Nov. 30	FRESNO STATE	EUGENE, ORE.	5 p.m.	Pac-12 Networks
Fri., Dec. 4	at UNLV	Las Vegas, Nev.	8 p.m.	ESPN2
Mon., Dec. 7	vs. Navy	Pearl Harbor, Hawaii	6:30 p.m.	FoxSports 1
Sat., Dec. 12	at Boise State	Boise, Idaho	4 p.m.	CBS Sports Network
Tues., Dec. 15	UC IRVINE	EUGENE, ORE.	8 p.m.	Pac-12 Networks
Fri., Dec. 18	LONG BEACH STATE	EUGENE, ORE.	6 p.m.	Pac-12 Networks
Mon., Dec. 21	vs. Alabama	Birmingham, Ala.	6 p.m.	ESPNU
Tues., Dec. 29	WESTERN OREGON	EUGENE, ORE.	6 p.m.	Pac-12 Networks
Sun., Jan. 3	at Oregon State *	Corvallis, Ore.	4 p.m.	Fox Sports1
Wed., Jan. 6	CALIFORNIA *	EUGENE, ORE.	6 p.m.	ESPN2
Sun., Jan. 10	STANFORD *	EUGENE, ORE.	7 p.m.	ESPNU
Thurs., Jan. 14	at Utah *	Salt Lake City, Utah	7 p.m.	Pac-12 Networks
Sun., Jan. 17	at Colorado *	Boulder, Colo.	4 p.m.	Pac-12 Networks
Thurs., Jan. 21	USC *	EUGENE, ORE.	6 p.m.	Pac-12 Networks
Sat., Jan. 23	UCLA *	EUGENE, ORE.	1 p.m.	CBS
Thurs., Jan. 28	at Arizona *	Tucson, Ariz.	8 p.m.	ESPN2
Sun., Jan. 31	at Arizona State *	Tempe, Ariz.	5:30 p.m.	ESPNU
Thurs., Feb. 4	COLORADO *	EUGENE, ORE.	6 p.m.	FoxSports1
Sun., Feb. 7	UTAH *	EUGENE, ORE.	TBA	ESPN2/ESPNU
Thurs., Feb. 11	at California *	Berkeley, Calif.	6 p.m.	ESPN/ESPN2
Sat., Feb. 13	at Stanford *	Stanford, Calif.	1 p.m.	Pac-12 Networks
Sat., Feb. 20	OREGON STATE *	EUGENE, ORE.	7 p.m.	Pac-12 Networks
Wed., Feb. 24	WASHINGTON STATE *	EUGENE, ORE.	7 p.m.	Pac-12 Networks
Sun., Feb. 28	WASHINGTON *	EUGENE, ORE.	5:30 p.m.	ESPNU
Wed., Mar. 2	at UCLA *	Los Angeles, Calif.	6 p.m.	ESPN2
Sat., Mar. 5	at USC *	Los Angeles, Calif.	1 p.m.	Pac-12 Networks
<i>Pac-12 Tournament</i>				
March 9-12	Pac-12 Tournament	Las Vegas, Nev.	TBD	Pac-12 Networks/ FoxSports1

All times Pacific

* Denotes Pac-12 game

Home games in CAPS



MATTHEW KNIGHT ARENA



MATT ARENA



Matthew Knight Arena opened its doors on Jan. 13, 2011, to a sold-out crowd of 12,364 as the Oregon men's basketball christened the new palace with a 68-62 victory over USC. The building, named after the late son of NIKE Co-Founder Phil Knight, is located on the east side of UO's campus.

Officials broke ground on Matthew Knight Arena on Feb. 7, 2009, as the 420,000 square-foot masterpiece was constructed in less than two years. Matt Arena was erected to replace legendary McArthur Court, which opened on January 14, 1927. Known as one of the toughest venues in the country for opponents, Mac Court was the second-oldest on-campus arena still in use before Matthew Knight Arena opened its doors.

Also known as "The Pit," Sporting News named it the "the best gym in America" as sports writer and arena researcher Bill Kintner placed Mac Court his top five of college basketball arenas in America for its history, character, and atmosphere.

Mac Court was a passion incubator. The geometry of the place not only shoved fans close to amplify the intensity of emotion, it put fans on top of the action, making them feel like they were an integral part of the play on the floor, and able to usher their Ducks to victory through the force of their energy and collective will. Fans didn't just go to Mac Court to watch a game; fans went to live it.

To recreate the same passion and experience at Matthew Knight Arena, the new venue was fashioned with the same close connection to the student-athletes and the action; by making the fans feel like they are an integral part of the game.

Matthew Knight Arena is a monument to all Oregon fans and their common love for Oregon, and the exciting energy that happens when all join together to cheer for the Ducks.



MATT ARENA

MATT

MATTHEW KNIGHT ARENA

There are several areas throughout the arena, including the club areas, team spaces and concessions that tie the Oregon brand together. Three major displays on the Concourse are the Anthem to the Fan, the Hero Graphics and the Shroud Wall. Each tells different parts of the story. The Shroud Wall is primarily about heritage, energy and progression.

Hero Graphics celebrate Oregon's great student-athletes and great moments--past and present. The Anthem to the Fan is about common devotion. Together, they express the sense of connection and ownership, the unique and proud heritage, the wild passion, and the unrelenting quest for more championships to come. This Land of the Tall Firs is a special place, inhabited by people who care more deeply about a team that fights even harder.

The unique floor design at Matthew Knight Arena is a nod to the Tall Firs, the nickname of Oregon's National Championship basketball squad in 1939. The one of its kind perspective is looking up from a clearing in the forest that celebrates Oregon's beautiful environment.

Kilkenny Floor is a homage to the family of former athletics director Pat Kilkenny. Three logos represent Heppner, Ore., with the Morrow County Courthouse; an interlocking UO with three shamrocks; and the beach/sunset of San Diego. These images honor the hometown of the Kilkenny's, the Irish pride and logo of Oregon during Pat's era as a student, and Pat's love of San Diego where he calls home today.

Matthew Knight Arena rivals Hass Pavilion for the tightest, steepest seating bowl in the Pac-12, and there are unobstructed sightlines to the total playing surface for all seats. The lower bowl of Matt Arena is closer to the floor and steeper than Mac Court. The West Endzone seating is as steep as code allows – over 36 degrees.


The center hung KnightVision boards are the largest (12'8" high and 18'11" high) and highest resolution (6mm) video boards on a scoreboard in an NCAA arena. Only the recently opened Amway Center (NBA Orlando Magic) has larger screens at this resolution.

In addition, Matt Arena has four hustle boards located at the corners of the seating bowl for game stats and 270 degree LED ribbon boards located at front of upper seating bowl.

There are two regulation-size basketball court and one regulation-size volleyball practice courts.

On the floor level, Matt Arena has spacious on-site athletic training and weight training facilities as well as a nutrition bar.

The men's basketball, women's basketball and volleyball team locker rooms and lounges also have state of the art technology for gamedays, practices and studying purposes.



MATT ARENA

MATTHEW KNIGHT ARENA FACTS

Matthew Knight Arena hopes to be the first LEED (Leadership in Energy and Environmental Design) Gold certified Arena in the NCAA. LEED provides standards to recognize Green buildings. A kiosk explaining Matthew Knight Arena's LEED features is located on the main concourse near the West entrance.

- There are four times as many toilets as in Mac Court with over 130 women's toilets, 65 men's toilets and 4 family toilets.
- The lower bowl of Matthew Knight Arena is closer to the floor and steeper than Mac Court.
- Over 50 Point of Sale lines are available to purchase food and beverage in 20 different locations.
- Over 200 TVs located in the arena and over 100 of these are located throughout the concourses.
- There are four loading dock bays with room underground to turn a 70" truck 360 degrees.
- The clean span roof trusses are over 260' long.

CONSTRUCTION FACTS

- 1,890 employees worked at the site, each earning a wage during one of the worst economies in Oregon history
- 330,000 cubic yards of dirt were excavated (that's 30,000 dump truck loads)
- 50,000 cubic yards of rock
- 39,000 cubic yards of concrete were poured in the arena and the garage (that's 3,900 mixers full)
- 4,840 tons (over 9 million lbs.) of reinforcing steel was placed in the concrete
- 580,000 lbs. of precast concrete forms the seating bowl
- Over 2,900 tons of structural steel were placed
- Over 800,000 man hours

BASKETBALL FLOOR

- A nod to the Tall Firs, the nickname of Oregon's National Championship Basketball team in the 1939.
- A unique perspective looking up from a clearing in the forest that celebrates Oregon's beautiful environment.
- Deep in the Woods - Where opponents will find themselves as they play Oregon in this new arena.
- The Oregon "O" combined with the Matt Arena Logo at center court.

MATT ARENA LOGO

- Unique letter forms spell out "MATT" in a toothy grin reminiscing Matthew Knight as a child.
- A smile, and a Japanese-inspired Torii gate shape, (A Torii gate is a symbol of a sacred place in Japanese culture).
- Curved arena forms that connect the Oregon Graphic Identity with the heroic proportions of the arena architecture.



TEAM RECORDS

Scoring.....	108 vs. Iowa, 3-18-2012
Scoring, One Half.....	66 vs. Western Carolina, 11-13-2013
Scoring, Two Teams.....	205, Oregon (108) vs. Iowa (97), 3-18-2012
Scoring, Two Teams, One Half.....	110, Oregon (66) vs. Western Carolina (44), 11-13-2013
Field Goals Made.....	42 vs. Concordia (Ore.), 12-3-2014
Field Goal Attempts.....	81 vs. Brigham Young, 12-21-2013
Field Goal Percentage.....	.653 (32-49) vs. Western Carolina, 11-13-2013
3-Point Field Goals Made.....	15 vs. Utah, 3-3-2012
3-Point Field Goal Attempts.....	36 by Washington State, 2-8-2015
.....	(Oregon Record: 33 vs. Utah, 3-3-2012; 33 vs. Detroit, 11-17-2014)
3-Point Field Goal Percentage.....	.692 (9-13) vs. UCLA, 1-24-2015
Free Throws Made.....	35 vs. Western Carolina, 11-13-2013
Free Throw Attempts.....	47 vs. vs. Western Carolina, 11-13-2013
Free Throw Percentage.....	1.000 (10-10) vs. Washington, 2-4-2015
Rebounds.....	60 vs. Concordia (Ore.), 12-3-2014
Fouls.....	34 by Western Carolina, 11-13-2013
.....	(Oregon Record: 26 vs. Oregon State, 1-29-2012; vs. Arizona State, 1-10-2015)
Fouls, Two Teams.....	53, Oregon (19) vs. Western Carolina (34), 11-13-2013
Assists.....	26 vs. Iowa, 3-18-2012
Turnovers.....	24, 4 times (last vs. Washington, 1-26-2013)
Blocks.....	12 vs. Portland State, 11-30-2014
Steals.....	16 vs. USC, 2-1-2014

INDIVIDUAL RECORDS

Scoring.....	36, Joseph Young vs. Western Carolina, 11-13-2013
Field Goals Made.....	13, Tyler Haws, Brigham Young, 12-21-2013
.....	(Oregon Record: 12, Joseph Young vs. Washington, 2-4-2014)
Field Goal Attempts.....	25, Troy Huff, North Dakota, 11-30-2013
.....	(Oregon Record: 23, Joseph Young vs. Brigham Young, 12-21-2013;
.....	23, Joseph Young vs. Detroit, 11-17-2014)
Field Goal Percentage (Min. 7 att.).....	.909 (10-11), Dwayne Benjamin vs. Washington State, 2-8-2015
3-Point Field Goals Made.....	7, Roy Devyn Marble, Iowa, 3-18-2012
.....	(Oregon Record: 6, Jay-R Strowbridge vs. Oregon State, 2-19-2011;
.....	6, Johnathan Loyd vs. Texas-El Paso, 11-29-2011;
.....	6, Joseph Young vs. Coppin State, 11-14-2014)
3-Point Field Goal Attempts.....	14, Scott Bamforth, Weber State, 3-16-2011
.....	(Oregon Record: 12, Joseph Young vs. Detroit, 11-17-2014;
.....	12, Joseph Young vs. USC, 1-22-2015)
3-Point Field Goal Percentage (Min. 5 att.).....	.875 (7-8), Roy Devyn Marble, Iowa, 3-18-2012
Free Throws Made.....	16, E.J. Singler vs. UCLA, 1-21-2012;
.....	16, Joseph Young vs. California 1-9-14
Free Throw Attempts.....	17, E.J. Singler vs. UCLA, 1-21-2012
Free Throw Percentage.....	1.000 (13-13), Jason Calliste vs. Brigham Young, 12-21-2013
Rebounds.....	18, Arsalan Kazemi vs. California, 2-21-2013
Assists.....	13, Johnathan Loyd vs. Pacific, 11-29-2013;
.....	13, Malcolm Armstead vs. Oregon State, 2-19-2011
Turnovers.....	9, Kyle Anderson, UCLA, 1-31-2014;
.....	(Oregon Record: 7, E.J. Singler vs. Washington, 1-26-2013;
.....	7, E.J. Singler vs. Nevada, 12-31-2012)
Blocks.....	8, Jordan Bell vs. Arizona State, 1-10-2015
Steals.....	6, Joseph Young vs. USC, 2-1-2014

(Oregon Best in Parentheses)



THE PLAYERS



#1 JORDAN BELL

SOPHOMORE | FORWARD | 6-9 | 225 | LONG BEACH, CALIF.

LONG BEACH POLY HS



CAREER HIGHS

Points	11	Arizona (1-8-15)
FG Made	5	Portland State (11-30-14) Concordia (12-4-14)
FG Att.	8	Concordia (12-4-14) Coppin State (11-14-14)
3 PT Made	-	-
3 PT Att.	-	-
FT Made	5	Arizona (1-8-15)
FT Att.	9	Arizona (1-8-15)
Rebounds	13	USC (1-22-15)
Assists	5	CS Northridge (12-17-14) UCLA (1-24-15)
Steals	3	at Washington State (1-15-15) at Oregon St. (3-4-15)
Blocks	8	Arizona State (1-10-15)
Minutes	34	UC Santa Barbara (12-22-14)

2014-15 | FRESHMAN SEASON

Swatted shots at an unprecedented rate in his freshman campaign as a Duck ... Quickly found his way into the starting lineup a quarter of the way through the season and ended up with the second-highest field goal percentage in UO single season history at 59.7 percent ... Blocked a total of eight shots (four in each game) in the NCAA Tournament, making him Oregon's career leader in blocks during NCAA Tournament play ... Earned Pac-12 All-Freshman Team and Pac-12 All-Defensive Team honors ... Finished the season 18th in the country and first in the Pac-12 with 2.69 blocks per game ... With 94 blocks on the season, finished the year as the single season leader in blocked shots at Oregon ... Broke Tony Woods' record of 51 that was set in the 2011-12 season ... The 94 blocks also puts him in second place in career blocked shots, trailing only Blair Rasmussen (114, 1981-85) ... Also finished the season in second place in Pac-12 single season history for blocked shots by a freshman ... His shot-blocking performance against Portland State (6) led the Ducks to a school record and MKA record 12 blocks ... Also finished with 10 points and 10 rebounds, giving him his first career double-double ... His eight blocks against Arizona State tied the single-game school record ... Grabbed six rebounds, recorded four assists and two steals in a home win over No. 9 Utah ... Pulled in a career-high 13 rebounds in a home win over USC and had a team-high four assists ... Grabbed nine rebounds and scored eight points in a loss at Washington ... Had a career-high three steals in a loss at Washington State ... Later tied that mark in a road win at Oregon State ... Had a career-high 11 points at home against Arizona ... Swatted five shots in a home win over Oregon State in 28 minutes of play ... Also hauled in nine rebounds and scored eight points against OSU ... Pulled down 10 rebounds and played a season-high 34 minutes in a win over UC Santa Barbara ... Had a season-high five assists in a win over Cal State Northridge ... Earned his second double-double of the season against Concordia with 10 points and 11 rebounds.

HIGH SCHOOL

A top 100 recruit with a four-star ranking by ESPN and 247sports, and a three-star mark from Rivals ... Listed as the No. 63 player nationally in the class of 2013 by 247sports ... Developed a reputation as a prolific shot blocker with his long frame and terrific vertical jump ... During his senior year at Long Beach Poly (2012-13), had his best season scoring wise, averaging 13.6 points per game ... Also pulled down 9.2 rebounds and recorded an astounding 4.8 blocks per game ... Known for his defensive dominance, began to come into his own on the offensive end towards the end of his high school career ... Was named to the Basketball Recruiting Class of 2013 Honor Roll, along with notable players such as Joel Embid and Tyler Ennis ... Was given a rating of 84 on ESPN ... One of the leaders on a Long Beach Polytechnic team that finished the season with a record of 28-4 in 2013-14 ... Was at 8.4 points, 8.8 rebounds and 4.7 blocks per game as a junior ... Shot 66 percent from the field as a senior and 61 percent as a junior.

PERSONAL

Born Jordan Bell in Los Angeles, Calif. ... Major is undecided.



YEAR-BY-YEAR CAREER STATISTICS

Year	GP	GS	Min	Avg	FG	FGA	Pct	3FG	FGA	Pct	FT	FTA	Pct	Off	Def	Reb	Avg	PF	FO	Ast	TO	Blk	Stl	Pts	Avg
2014-15	35	20	831	23.7	83	139	.597	0	0	--	11	21	.524	66	148	214	6.1	95	4	47	37	94	28	177	5.1
TOTAL	35	20	831	23.7	83	139	.597	0	0	--	11	21	.524	66	148	214	6.1	95	4	47	37	94	28	177	5.1



#0 DWAYNE BENJAMIN

SENIOR | FORWARD | 6-7 | 210 | LAFAYETTE, LA.

NORTHSIDE HS / MT. SAN JACINTO COLLEGE

CAREER HIGHS

Points	25	Washington State (2-8-15)
FG Made	10	Washington State (2-8-15)
FG Att.	14	3 times
3 PT Made	3	6 times
3 PT Att.	9	at Washington (1-18-14)
FT Made	4	vs. Colorado (3-12-15)
FT Att.	6	at Stanford (3-1-15)
Rebounds	13	Colorado (2-18-15)
Assists	3	3 times
Steals	3	Washington State (2-8-15) vs. Oklahoma State (3-20-15)
Blocks	3	Detroit (11-17-14)
Minutes	33	UC Irvine (12-29-14)

2014-15 | JUNIOR SEASON

Played in 34 of 36 games while starting in 13 ... Performed exceptionally in Pac-12 play, reaching double-figure points in seven of 18 games ... Finished 4th in Pac-12 play in 3-point percentage at 44.4 (24-of-54) ... Also wrapped up conference play 8th in field goal percentage at 53.7% (65-of-121) ... Scored eight points and grabbed eight rebounds in a loss to Wisconsin in the third round of the NCAA Tournament ... Netted 12 points and pulled down eight rebounds in a win against Colorado in the quarterfinals of the Pac-12 Tournament ... Scored 12 points and grabbed seven rebounds in a win at Oregon State ... Made a pivotal three-pointer at the 3:48 mark in the second half to put UO ahead for good ... Had 15 points and eight rebounds in 32 minutes of play in a win at Stanford ... Recorded two double-doubles in a three-game span with 11 points and 13 rebounds in a home win against Colorado on Feb. 18, followed by 18 points and 10 rebounds in a win at California on Feb. 25 ... Chipped in nine points and five rebounds in an upset over No. 9 Utah at home ... Scored a career-high 25 points against Washington State in a home win ... Was an incredible 10-of-11 from the field, including 3-of-3 from three-point land909 field goal percentage vs. Washington State broke the individual Matthew Knight Arena record ... Was a perfect 6-of-6 from the field (including 3-of-3 from three) Jan. 24 against UCLA to finish with 15 points ... Scored 15 points at Washington ... Netted 18 points and played a career-high 33 minutes in an overtime win over UC Irvine ... Sent that game to overtime with a critical 3-pointer with :07 to play ... Poured in 13 points in a win at Illinois in 30 minutes of play ... Scored 11 points in a win over Concordia ... Led the Ducks in rebounds (11) against Michigan, also scored eight points ... Notched the first double-double of his Oregon career with 11 points and 12 rebounds against Toledo.

BEFORE OREGON

A four-star recruit by Rivals ... As a sophomore (2013-14), averaged 21.1 points per game for Mt. San Jacinto College, starting all 28 of the games he played in ... Also grabbed 7.8 rebounds per game and averaged 2.1 assists ... shot 44.4 percent from the field ... Scored 25 or more points nine different times, including a high of 38 ... grabbed more than 10 rebounds in five different games ... lead team to a record of 25-5 ... During his freshman campaign (2012-13), averaged 15.8 points per game while grabbing 7.2 rebounds and dishing out 1.6 assists as a small forward ... Compiled seven double-doubles ... Had a huge double-double against Southwestern Junior College, scoring 17 points and taking in 16 rebounds...Playing 28 of 31 games, was a major factor in the team's success as they finished with a 21-11 record.

HIGH SCHOOL

Played for Lafayette's Northside High School and earned first team all-state honors for his performance on the football field and the track ... Additionally, received all-district recognition for his basketball talents ... Efforts at Northside helped propel the basketball team to a 26-4 record in his senior season ... Recognized as a talent at wide receiver, many schools offered him scholarships to play football as well ... He caught 14 touchdowns and totaled 927 receiving yards on 45 receptions in 2010 ... timed with a 4.5 40-yard dash.

PERSONAL

Born Dwayne Benjamin in Lafayette, La. ... Parents are Dwayne Benjamin and Laura Broussard ... Major is general social science.





YEAR-BY-YEAR CAREER STATISTICS

Year	GP	GS	Min	Avg	FG	FGA	Pct	3FG	FGA	Pct	FT	FTA	Pct	Off	Def	Reb	Avg	PF	FO	Ast	TO	Blk	Stl	Pts	Avg
2014-15	34	13	789	23.2	111	248	.448	36	102	.353	29	59	.492	57	139	196	5.8	70	0	35	26	15	30	287	8.4
TOTAL	34	13	789	23.2	111	248	.448	36	102	.353	29	59	.492	57	139	196	5.8	70	0	35	26	15	30	287	8.4

#2 CASEY BENSON

SOPHOMORE | GUARD | 6-3 | 185 | TEMPE, ARIZ.

CORONA DEL SOL HS



CAREER HIGHS

Points	13	Coppin State (11-14-14) Portland State (11-30-14)
FG Made	5	Coppin State (11-14-14)
FG Att.	7	Portland State (11-30-14) vs. VCU (11-25-14)
3 PT Made	3	Portland State (11-30-14)
3 PT Att.	5	3 times
FT Made	5	Arizona (1-8-15)
FT Att.	5	Arizona (1-8-15)
Rebounds	4	6 times
Assists	7	Delaware State (12-20-14)
Steals	3	Coppin State (11-14-14) Utah (3-13-15)
Blocks	1	Washington (2-4-15)
Minutes	33	UC Santa Barbara (12-22-14) UC Irvine (12-28-14)

2014-15 | FRESHMAN SEASON

Played in all 36 games and started in nine ... Was second on the team in assists (72), and his 23 turnovers were the fewest for any player in the regular rotation ... Finished the season with the best assist-to-turnover ratio (3.13-to-1) on the team ... Played 26 minutes in a win at Stanford (his most game time in Pac-12 play) and tallied five points and three assists ... Dished out five assists to lead the team in a loss at Washington ... Was a perfect 5-of-5 from free throw line, chipped in eight points in home loss to Arizona ... Matched his career high in minutes (33) against UC Irvine ... Played a career-high 33 minutes in an overtime win over UC Santa Barbara, also scored seven points ... Recorded a career-high seven assists against Delaware State ... Dished out six assists in a win over Concordia ... Scored 13 points and dished out three assists in a win over Portland State ... Started his first college game and played 32 minutes against VCU. Finished with 11 points and four rebounds ... Shot a team-best percentage (.833) in going 5-of-6 from the field against Coppin State and finished with 13 points.

HIGH SCHOOL

Named the 2014 Arizona Gatorade Player of the Year ... Also named the Arizona Republic Player of the Year ... Led Corona Del Sol High School to three consecutive Division 1 Arizona State Championships ... The lefty's contributions undoubtedly helped the team finish with a 29-4 record in 2013-14 ... In his senior season, was the clear leader of a team that won its third straight state championship ... Put up an impressive 17.8 points per game to go along with 4.5 assists, 3.6 rebounds and 1.3 steals per game ... Was also able to shoot 53.6 percent from the field and 38.2 percent from three point range ... As a junior, complemented his high scoring (20.7 points per game) with 3.7 rebounds and 3.3 assists ... Also made 57 percent of shots within the arc ... Had a well-rounded Arizona State Championship game with 12 points, 8 rebounds and 6 assists ... Finished his Corona Del Sol career with 2095 career points and is the all-time leader in assists ... Noted for his high basketball IQ, displayed intelligence in the classroom as well by earning a 3.93 grade point average ... Was given a grade of 70 on ESPN.com ... a three-star recruit according to Rivals.

PERSONAL

Born Casey Benson in Phoenix, Ariz. ... Major is undecided.





YEAR-BY-YEAR CAREER STATISTICS

Year	GP	GS	Min	Avg	FG	FGA	Pct	3FG	FGA	Pct	FT	FTA	Pct	Off	Def	Reb	Avg	PF	FO	Ast	TO	Blk	Stl	Pts	Avg
2014-15	36	9	707	19.6	42	109	.385	25	73	.342	17	25	.680	8	61	69	1.9	56	0	72	23	1	23	126	3.5
TOTAL	36	9	707	19.6	42	109	.385	25	73	.342	17	25	.680	8	61	69	1.9	56	0	72	23	1	23	126	3.5



#24 DILLON BROOKS

SOPHOMORE | FORWARD | 6-7 | 225 | MISSISSAUGA, ONT.

FINDLAY PREP

2014-15 | FRESHMAN SEASON

Member of Canada's Senior National Team that defeated the United States in the semifinals and went on to claim the Silver Medal at the 2015 Pan American Games ... Started in almost every game (33 of 36) for the Ducks and reached double digit points in 24 contests ... Wrapped up his first year as the No. 3 freshman scorer in the Pac-12 at 11.5 ppg ... Also finished the season seventh in the conference in FT percentage at 82.5 percent ... Tabbed with Pac-12 All-Freshman Team honors ... Was named to the Progressive Legends Classic all-tournament team ... Scored 17 points on 7-of-9 shooting from the field in a win against Oklahoma State in the second round of the NCAA Tournament ... Played a career-high 38 minutes and scored 14 points in a win against Utah in the semifinals of the Pac-12 Tournament ... Hauled in 10 rebounds in a win at California ... Finished the season with three double-digit rebounding games ... Carried the team with 19 points and seven rebounds to upset No. 9 Utah at home ... The 19 points was his third-highest scoring game of the season ... Had a career-high three steals, 14 points and six rebounds in a win at home against Colorado ... Shot an efficient 7-of-9 from the field for 15 points on the road in a win against USC ... Dropped in 16 points, four assists and three rebounds at Washington ... Had a career-high four blocks in home loss against Arizona ... Netted 15 points, grabbed four rebounds and recorded three assists in 34 minutes against UC Irvine ... Had three blocks and chipped in 12 points in a win over UC Santa Barbara ... Made it 10 straight games (11/14 - 12/17) in double figures with 12 points in a win over Cal State Northridge ... Recorded a season-high 24 points against Illinois, also had five rebounds and four assists ... Scored 21 points against Ole Miss ... Recorded his second double-double in a row with 14 points and 11 rebounds in a win over Concordia ... Got first double-double of his career in a win against Portland State with 16 points and 14 rebounds ... Led the Ducks with 15 points against VCU ... Scored 14 points and pulled down seven rebounds against Michigan ... Poured in 14 points and snagged six rebounds against Coppin State ... Lead Team Canada to a 6-1 record and a fifth-place finish - Canada's best ever - at the U19 FIBA World Championships in Crete ... Was the tournament's second-leading scorer at 18.8 points per game ... Also averaged 5.2 rebounds and 2.2 assists per game ... Scored a tournament-best 28 points versus Italy ... At the 2015 Pan American Games as a member of Canada's Senior National Team, helped the host team advance to the Gold Medal game where he scored 11 points in a loss to Brazil ... the Silver Medal finish was Canada's best ever at the Pan American Games.

CAREER HIGHS

Points	24	vs. Illinois (12-13-14)
FG Made	9	vs. Illinois (12-13-14)
FG Att.	15	vs. Illinois (12-13-14)
3 PT Made	3	vs. VCU (11-25-14)
3 PT Att.	6	vs. VCU (11-25-14)
FT Made	8	USC (1-23-15)
FT Att.	9	USC (1-23-15)
Rebounds	14	at Arizona (1-28-15)
Assists	5	Portland State (11-30-14)
Steals	3	Toledo (11-21-14)
Blocks	4	Colorado (2-18-15)
Minutes	38	Arizona (1-8-15)
		vs. Utah (3-13-15)

HIGH SCHOOL

A four-star recruit with a rating of 80 according to ESPN ... The native of Mississauga, Ontario, showed off his skill set this summer with a strong performance playing for the Canadian team in the FIBA Americas U18 Championship ... In five games, averaged 25.3 points per games, leading the tournament in scoring ... Added 5.2 rebounds per game and 2.2 assists per game as well as shooting a solid 61.7 percent from the field, 45.5 percent from three-point range, and 78.7 percent from the free throw line ... In his final year at Findlay Prep, put up 8.4 points per game to go along with 1.7 assists and 3.1 rebounds per game ... Impressive shooting averages of 58 percent from the floor, 35 percent from three-point land and 70 percent at the charity stripe ... At 6-5, has the ability to play inside but can also knock down mid-range jump shots ... Also known for his ability to handle the ball and make good decisions... A four star recruit, Brooks is given a grade of 80 by ESPN.

PERSONAL

Born Dillon Brooks in Missauga, Ontario, Canada ... Major is undecided.





YEAR-BY-YEAR CAREER STATISTICS

Year	GP	GS	Min	Avg	FG	FGA	Pct	3FG	FGA	Pct	FT	FTA	Pct	Off	Def	Reb	Avg	PF	FO	Ast	TO	Blk	Stl	Pts	Avg
2014-15	36	33	1,020	28.3	150	329	.456	28	83	.337	85	103	.825	62	114	176	4.9	111	4	65	73	20	18	413	11.5
TOTAL	36	33	1,020	28.3	150	329	.456	28	83	.337	85	103	.825	62	114	176	4.9	111	4	65	73	20	18	413	11.5

#23 ELGIN COOK

RS-SENIOR | FORWARD | 6-6 | 225 | MILWAUKEE, WIS.

HAMILTON HS / NORTHWEST FLORIDA STATE



CAREER HIGHS

Points	26	at Washington State (1-15-15)
FG Made	10	at Washington State (1-15-15)
FG Att.	20	at Washington State (1-15-15)
3 PT Made	1	7 times
3 PT Att.	2	5 times
FT Made	9	at California (2-25-15)
FT Att.	14	Western Carolina (11-13-13)
Rebounds	12	Toledo (11-21-14)
Assists	6	CS Northridge (12-17-14) at USC (2-12-15)
Steals	4	UC Irvine (12-29-14)
Blocks	2	4 times
Minutes	40	at Arizona State (1-30-15)

2014-15 | RS-JUNIOR SEASON

Earned second-team All-Pac-12 honors ... Finished the season seventh in the Pac-12 in field goal percentage at 52.0 percent ... Was the only Duck to start all 36 games ... Tallied 18 points, five rebounds, three steals and three assists in a win over Oklahoma State in the second round of the NCAA Tournament ... Scored 20 points in a win against Colorado in the quarterfinals of the Pac-12 Tournament ... Netted a team-high 17 points in a victory at Oregon State ... Scored an efficient 21 points (7-of-10 from the field, 6-of-8 from the line) in a victory at Stanford ... Knocked down a career-high nine free throws (9-of-11) on his way to 17 points in a win at Cal ... Was a perfect 8-of-8 from the line on his way to 12 points in an upset win at home over No. 9 Utah ... Recorded 13 points in a win over Colorado at home ... Had a well-rounded game at UCLA: 12 points, six rebounds, four assists and three steals ... Matched his career high in assists (6) at USC, chipped in 15 points and pulled in seven rebounds ... Dropped in 16 points in a win at home against Washington ... Played a career-high 40 minutes in a win at Arizona State and scored 23 points to go with six rebounds ... Led the Ducks on the road at Arizona with 16 points, four rebounds and two assists ... Also netted his first three-pointer of the season ... 15 points in a home win against USC via a 7-of-8 performance from the free throw line ... Had arguably the best game of his career at Washington State with 26 points and 10 rebounds in 32 minutes of play, giving him his third double-double of the season ... Just shy of a double-double in a home win over Oregon State with 18 points, nine rebounds and three steals ... Played 34 minutes, scored 15 points and also recorded a career-high four steals against UC Irvine ... Enjoyed his second double-double of the season (10 points, 10 rebounds) in a win over Delaware State ... Dished out a career-high six assists against Cal State Northridge ... Netted 15 points and grabbed four rebounds in a loss to Ole Miss ... Earned the second double-double of his career (first of the season) in a win over Toledo - 13 points and 12 rebounds. The rebound total was also a career high.

2013-14 | RS-SOPHOMORE SEASON

Led the team in field goal percentage, making 57.5 percent (77-of-134) from the floor ... Field goal percentage was the third-best in school history and would have ranked third in the Pac-12 if not for being short of the minimum attempts cutoff ... One of six players to appear in all 34 games this season, averaging 6.7 points and 16.7 minutes per game ... Ranked third on the team in rebounds (126) and rebounds per game (3.7) ... One of four players to reach double figures in both steals (21) and blocks (16) ... Played his best game at UO in the second round of the NCAA Tournament, scoring a season-high 23 points against BYU ... Made 8-of-9 field goal attempts, 7-10 from the FT line, and pulled down eight rebounds in his best game as a Duck ... Scored 16 points in victory over Western Carolina ... Posted his first double-double win over North Dakota with 10 points and 10 boards ... Tallied 18 points, three assists and three steals against San Francisco ... Helped UO to outscore Oregon State's bench 46-6 in the first round of the Pac-12 Tournament, scoring six points while matching a season-high with three steals ... Led team to win over Ole Miss with clutch shooting in the second half, making 6-of-8 shots to score 14 points in the overtime win ... Made 5-of-6 field goal attempts, providing an X-factor performance in comeback win over Illinois with 12 points ... Reached double figure scoring for the first time in Pac-12 play at USC on March 1, netting 12 points after making 4-of-4 from the floor and 4-of-5 from the free throw line.

BEFORE OREGON

The 2013 Panhandle Conference freshman of the year helped lead Northwest Florida State to a No. 3 national ranking, a 30-4 record and the NJCAA national championship game ... An all-Panhandle first team selection after averaging 14.9 points, 6.0 rebounds, 1.9 assists, 1.3 steals and 1.0 blocks per game for the Raiders in 2012-13 ... Also shot 64.9 percent from the field and 34.8 percent from three-point range ... Tabbed an NJCAA all-tournament team pick ... Rated as the No. 6 junior college prospect in the nation by juco recruiting.com ... Had eight 20-point games with a high of 32 against Alabama Southern C.C. ... Three of those games came in the NJCAA Tournament ... Also had four double-figure rebounding games with a high of 12 against Iowa Western in the NJCAA Tournament ... Redshirted his first season at Northwest Florida (2011-12).


HIGH SCHOOL

Rated a three-star recruit by both Rivals and Scout ... Named to the MaxPrep Top 100 ... Earned first-team all-state honors as a junior in 2009-10 for Milwaukee Hamilton High School ... Averaged 15.8 points and 7.5 rebounds to lead his team to a 2010 Wisconsin state tournament appearance, a conference title and a 20-4 mark ... Named the 2010 City Conference Player of the Year, first-team all-city and first-team all-area ... Wisconsin Sports Network (WSN) listed him as the best player in Wisconsin in the class of 2011 ... Earned fourth-team all-state honors as a sophomore in 2008-09, averaging 13.6 points and 5.2 rebounds per game ... Netted 7.2 points as a freshman for Milwaukee Bay View (2007-08) ... Averaged 19.7 points and 7.0 rebounds a game in limited action as a senior (2010-11) at Hamilton.

PERSONAL

Born Elgin Rashad Cook in Milwaukee, Wis. ... Parents are Alvin Robertson and Cecelia Cook ... Father Alvin was a four-time NBA All-Star with the San Antonio Spurs and the Milwaukee Bucks who won both the 1986 NBA Defensive Player of the Year and the 1986 Most Improved Player award, and was a member of the 1984 U.S. Olympic gold-medal team ... a collegiate star for Arkansas, Alvin Robertson is one of only four players in NBA history to record a quadruple-double and still holds the top career steals-per-game average in the NBA, 2.71 ... Major is general social science.





YEAR-BY-YEAR CAREER STATISTICS

Year	GP	GS	Min	Avg	FG	FGA	Pct	3FG	FGA	Pct	FT	FTA	Pct	Off	Def	Reb	Avg	PF	FO	Ast	TO	Blk	Stl	Pts	Avg
2013-14	34	1	567	16.7	77	134	.575	2	13	.154	72	109	.661	56	70	126	3.7	87	0	15	29	16	21	228	6.7
2014-15	36	36	1,059	29.4	169	325	.520	5	20	.250	125	171	.731	52	136	188	5.2	117	4	59	80	6	38	468	13.0
TOTAL	70	37	1,626	23.2	246	459	.536	7	33	.212	197	280	.704	108	206	314	4.5	204	4	74	109	22	59	696	9.9



CAREER HIGHS

Points	3	at San Diego (1-9-14)
FG Made	1	at California (2-4-12)
	1	at San Diego (1-9-14)
FG Att.	3	at California (2-4-12)
3 PT Made	1	at San Diego (1-9-14)
3 PT Att.	2	at California (2-4-12)
FT Made	2	at San Francisco (1-2-14)
FT Att.	2	at San Francisco (1-2-14)
Rebounds	3	at UCLA (1-7-12)
	3	at California (2-4-12)
Assists	3	at UCLA (1-7-12)
Steals	6	USC (2-1-14)
Steals	2	La Sierra (12-21-13)
Blocks	0	
Minutes	12	at California (2-4-12)

#4 MAX HELLER

RS-JUNIOR | GUARD | 5-10 | 170 | DEL MAR, CALIF.

TORREY PINES HS / ARIZONA STATE / LOYOLA MARYMOUNT

2014-15 | RS-JUNIOR SEASON

Saw three minutes of time in a win over Cal State Northridge ... Made his first appearance as an Oregon Duck in a win against Concordia and played four minutes.

BEFORE OREGON

Played one season at Loyola Marymount as a redshirt sophomore (2013-14) ... Appeared in 12 games while playing 53 minutes during the season ... Played one season as a true freshman for Arizona State as a walk-on (2011-12) ... Saw action in 15 games, playing 75 minutes for the Sun Devils in the 2011-12 season ... Had 11 assists, two steals and nine rebounds while averaging five minutes a game ... Did not play in the 2012-13 season before transferring to LMU in 2013.

HIGH SCHOOL

Attended Torrey Pines High School ... Led team to over 25 wins in each of his three seasons as starting point guard and to two CIF championship game appearances ... A three-time all-league selection as well as a two-time All-CIF selection ... Averaged 14 points and 8 assists per game over his four-year career at Torrey Pines ... Played under legendary coach John Olive, who played at Villanova and was also an assistant coach for Villanova and a head coach at Loyola Marymount.

PERSONAL

Born Max Heller in San Diego, Calif. ... Parents are Noel and Kelly Heller ... Major is undeclared.



CAREER HIGHS

Points	-	-
FG Made	-	-
FG Att.	1	CS Northridge (12-17-14)
3 PT Made	-	-
3 PT Att.	1	CS Northridge (12-17-14)
FT Made	-	-
FT Att.	-	-
Rebounds	1	Concordia (12-4-14)
Assists	-	-
Steals	-	-
Blocks	-	-
Minutes	2	Coppin State (11-14-14) CS Northridge (12-17-14)

#10 CHARLIE NOEBEL

JUNIOR | GUARD | 6-2 | 178 | IRVINE, CALIF.

MATER DEI HS

2014-15 | SOPHOMORE SEASON

Attempted a three-pointer and played two minutes against Cal State Northridge ... Logged one minute in a win over Concordia, also grabbed one rebound ... Played one minute against Portland State ... Played two minutes against Coppin State.

HIGH SCHOOL

A member of the three-time state championship team that was ranked second in the nation ... Appeared in 15 games his senior year (2012-13).

PERSONAL

Born Charlie Carlton Noebel in Irvine, Calif. ... Parents are Barry and Jane Noebel ... Major is journalism.





HELLER YEAR-BY-YEAR CAREER STATISTICS (2011-12 Arizona State; 2013-14 Loyola Marymount; 2014-15 Oregon)

Year	GP	GS	Min	Avg	FG	FGA	Pct	3FG	FGA	Pct	FT	FTA	Pct	Off	Def	Reb	Avg	PF	FO	Ast	TO	Blk	Stl	Pts	Avg	
2011-12	15	0	75	5.0	1	5	.200	0	2	.000	0	0	.000	3	6	9	0.6	7	0	11	8	0	2	2	0.1	
2012-13	Redshirt Season																									
2013-14	12	0	53	4.4	1	6	.167	1	3	.333	2	3	.667	1	1	2	0.2	12	0	8	4	0	4	5	0.4	
2014-15	2	0	7	3.5	0	0	.000	0	0	.000	0	0	.000	0	0	0	0.0	0	0	0	2	0	0	0	0.0	
TOTAL	29	0	137	4.7	2	11	.182	1	5	.200	2	3	.667	4	7	11	0.4	19	0	19	14	0	6	7	0.2	

NOEBEL YEAR-BY-YEAR CAREER STATISTICS

Year	GP	GS	Min	Avg	FG	FGA	Pct	3FG	FGA	Pct	FT	FTA	Pct	Off	Def	Reb	Avg	PF	FO	Ast	TO	Blk	Stl	Pts	Avg
2014-15	4	0	6	1.5	0	1	.000	0	1	.000	0	0	.000	0	1	1	0.3	1	0	0	2	0	0	0	0.0
TOTAL	4	0	6	1.5	0	1	.000	0	1	.000	0	0	.000	0	1	1	0.3	1	0	0	2	0	0	0	0.0

#41 ROMAN SORKIN

SOPHOMORE | FORWARD | 6-10 | 225 | ASHDOD, ISRAEL

HOF HaSHARON HS



2014-15 | FRESHMAN SEASON

Joined the team in early January and showed flashes of versatility in eight games of action ... Scored 13 points and grabbed eight rebounds on the year ... Scored a career-high eight points in a home win against Washington State ... Knocked down a three-pointer and grabbed three rebounds in a win at Arizona State ... Played for Israel at the 2015 FIBA U-20 European Championships, averaging 5.3 points and 3.6 rebounds per game ... shot 52.8 percent from the field (19-of-36) ... Scored 15 points with seven rebounds in a win over Bulgaria.

CAREER HIGHS

Points	8	Washington State (2-8-15)
FG Made	3	Washington State (2-8-15)
FG Att.	5	Washington State (2-8-15)
3 PT Made	1	at Arizona State (1-30-15)
		Washington State (2-8-15)
3 PT Att.	2	at Arizona State (1-30-15)
		Washington State (2-8-15)
FT Made	1	Washington State (2-8-15)
FT Att.	2	Washington State (2-8-15)
Rebounds	3	at Arizona State (1-30-15)
Assists	1	Washington State (2-8-15)
Steals	-	-
Blocks	1	Washington State (2-8-15)
Minutes	14	Washington State (2-8-15)


HIGH SCHOOL

Played for Israel in the European Junior Championships the last three summers ... The native of Minsk, Belarus impressed in the 2014 U-18 European Championships with Israel, averaging 14.1 points and 9.9 rebounds per game ... Set a career high in points with 25 in a win over Hungary ... Pulled down an astounding 24 rebounds, including 15 offensive rebounds, in an overtime victory against Estonia ... Recorded three blocks in an overtime win over Iceland ... In the 2013 U-18 European Championships, averaged 4.5 points per game while missing three of the games with injury ... Had his most productive game of the summer in a blowout win over Scotland, scoring 12 points while pulling down eight rebounds ... In the 2012 U-16 European Championships, averaged 4.1 points and 3.4 rebounds per game ... Had a standout performance against Belarus, scoring 17 points and grabbing seven boards.

PERSONAL

Born Roman Sorkin in Minsk, Belarus ... Major is undecided.





YEAR-BY-YEAR CAREER STATISTICS

Year	GP	GS	Min	Avg	FG	FGA	Pct	3FG	FGA	Pct	FT	FTA	Pct	Off	Def	Reb	Avg	PF	FO	Ast	TO	Blk	Stl	Pts	Avg
2014-15	8	0	35	4.4	5	11	.455	2	6	.333	1	2	.500	1	7	8	1.0	2	0	1	3	1	0	13	1.6
TOTAL	8	0	35	4.4	5	11	.455	2	6	.333	1	2	.500	1	7	8	1.0	2	0	1	3	1	0	13	1.6



#25 CHRIS BOUCHER

SENIOR | FORWARD | 6-10 | 190 | MONTREAL, QUEBEC

DAMASE BOULANGER HS / NEW MEXICO JC / NORTHWEST COLLEGE

BEFORE OREGON

Named the 2014-15 Spalding NJCAA Division I Player of the Year after averaging 22.5 points and 11.8 rebounds per game at Northwest College in Wyoming ... Also named to a first team all-American ... Scored in double digits in all but two of the 34 games he played in ... Recorded 18 double-doubles throughout the season ... Recorded three triple-doubles, including 32 points, 12 rebounds and 11 blocks in a 138-128 win over United States Technical College ... Scored 20 or more points in 21 games ... Scored 30 or more points in eight games, including a career-high 39 points in a 94-78 win over Gillette College while going 4-for-5 from three-point range ... Grabbed a career-high 21 rebounds, including 17 on the defensive end, in a win over Miles Community College ... Pulled down an impressive 12 offensive rebounds (19 total) against Sheridan College ... Showed good shooting touch for a big man, shooting 58 percent from the field, 44.4 percent from three-point range and 75.8 percent from the free throw line during the 2014-15 season ... Played freshman season at New Mexico Junior College in 2013-14 ... Averaged 11.8 points per game to go along with 6.7 rebounds per game ... Recorded 5 double-doubles throughout freshman season ... Scored a season-high 25 points in a 88-58 win over Temple College ... Blocked five or more shots in 11 different games.

HIGH SCHOOL

Spent 2012-13 season playing for the Post-Grad team at Alma Academy in Montreal, leading the team to a 48-5 record and the NPSAA and Canadian Prep championship.

PERSONAL

Last name is pronounced "boo-SHAY" ... Born in Castries, St. Lucia ... Parents are Mary MacVane and Jean-guy Boucher ... Major is sociology.



#5 TYLER DORSEY

FRESHMAN | GUARD | 6-4 | 180 | LOS ANGELES, CALIF.

MARANATHA HS

HIGH SCHOOL

McDonald's All-American ranked as the nation's 23rd best recruit by Sports Illustrated, 38th on ESPN's Top 100 and was given four stars with a rating of 87 ... 2015 Gatorade State Player of the Year for California ... One of the most dynamic scorers in the 2015 class put together a very impressive tournament for the Greek National Team at the 2015 FIBA U19 World Championships in Crete ... Led the Hellas team to the semifinals, going 5-2, and was named to the all-tournament team after averaging 15.9 points and 5.0 rebounds per game ... The U19 tournament came on the heels of a remarkable senior season at Maranatha High School, where he averaged 34.0 points per game to go along with 10.4 rebounds, 3.7 assists and 1.9 steals per game ... Finished in double figures in all 30 of his games, including 20 games with 30 points or more, 11 games with 40 points or more and a 52-point performance in an 85-60 win over Chaminade ... Also had double-digit rebounds in 18 games, pulling in a season-high 17 boards in a loss to Chino Hills ... Recorded 17 double-doubles and one triple-double on the season, dropping 38 points to go along with 10 rebounds and 10 assists against Windward ... As a junior, averaged 21.4 points per game while pulling down 6.0 rebounds and dishing out 4.7 assists per contest ... Had two double-doubles as a junior and dropped a season-high 32 points in a win over Gilbert ... In his sophomore season, began to establish himself as a scoring threat with 17.0 points per game ... Also pulled down 6.1 rebounds to go along with 4.5 assists and 2.6 steals per game.

PERSONAL

Born in Pasadena, Calif. ... Parents are Jerrid and Samia Dorsey ... Major is business administration.



#31 DYLAN ENNIS

RS-SENIOR | GUARD | 6-2 | 195 | BRAMPTON, ONARIO

LAKE FOREST ACADEMY / RICE / VILLANOVA

CAREER HIGHS

Points	21	at East Carolina (2-4-12)
FG Made	7	3 times
FG Att.	14	Lehigh (11-14-14)
3 PT Made	5	at East Carolina (2-4-12) Xavier (1-14-15)
3 PT Att.	9	at Xavier (2-28-15) Lehigh (11-14-14)
FT Made	7	Florida A&M (11-22-11) Drake (3-17-12)
FT Att.	11	Florida A&M (11-22-11) at Georgetown (1-19-15)
Rebounds	10	at Southern Miss (2-25-12)
Assists	11	Tulane (1-28-12) vs. East Carolina (3-7-12)
Steals	4	at Penn (1-17-15)
Blocks	3	at Oakland (3-20-12) Georgetown (2-7-15)
Minutes	38	at Southern Miss (2-25-12)

BEFORE OREGON

Important member of Villanova's NCAA Tournament teams ... Averaged 9.9 points while playing in all 36 games of the 2014-15 season as the Wildcats advanced to the NCAA third round ... Shot 36 percent from three-point range, 41 percent from the field and 61 percent from the free throw line ... Averaged 3.7 rebounds per game ... Appeared in 30 games as a sophomore (2013-14) after missing the first four games due to a broken bone in his right (shooting) wrist ... Provided an immediate backcourt boost after re-joining the lineup on Thanksgiving Day against USC, scoring 14 points ... Averaged 5.1 points and 1.7 rebounds per outing in his first year of action for the Wildcats ... Redshirted the 2012-13 season after transferring from Rice ... Named to the Conference USA All-Freshman Team for a rookie season in which he set a Rice school freshman record for assists (144) while averaging 8.5 points to go along with 37 steals and 21 blocks ... named the Conference USA Freshman of the Week twice ... first honor came after averaging 10.5 points and 3.0 assists in wins over Southland and Maryland-Eastern Shore ... second Freshman of the Week recognition came after averaging 16.5 points and 7.5 rebounds during a 1-1 week against two of the league's top four teams, UCF and Southern Miss.

HIGH SCHOOL

Team MVP was an all-area selection as well as ranked among the Top 20 players in Illinois at Lake Forest Academy ... Ranked as one of the Top 30 point guards in the country by ESPN ... As a senior, averaged 23 points, seven assists, eight rebounds, three steals and a block ... In a game against Culver Academy, scored a career-high 41 of the team's 51 points ... Helped lead the Caxys to a 21-4 record ... Was also named Lake Forest Academy's team MVP following a junior season in which he averaged 20 points, four assists and a steal ... Also attended Wings Academy in Bronx, N.Y. ... Additionally, played organized/team soccer for eight years and also played one year of high school football.

PERSONAL

Born in Toronto, Canada ... Parents are Anthony McIntyre and Suzette Ennis ... Older brother Brandon played basketball at District of Columbia while younger brother Tyler starred at Syracuse before being drafted by the NBA's Phoenix Suns ... Has three other siblings: Brittany, Dominique, and Tyylon ... Pursuing a graduate degree in conflict and dispute resolution.

YEAR-BY-YEAR CAREER STATISTICS (2011-12 - Rice; 2012-15 - Villanova)

Year	GP	GS	Min	Avg	FG	FGA	Pct	3FG	FGA	Pct	FT	FTA	Pct	Off	Def	Reb	Avg	PF	FO	Ast	TO	Blk	Stl	Pts	Avg	
2011-12	35	27	929	26.5	97	223	.435	29	82	.354	75	113	.664	25	126	151	4.3	61	0	144	90	21	37	298	8.5	
2012-13	Redshirt Season																									
2013-14	30	0	485	16.2	47	133	.353	25	83	.301	33	42	.786	6	46	52	1.7	47	0	49	20	8	8	152	5.1	
2014-15	36	36	1013	28.1	123	295	.417	58	160	.363	52	84	.619	33	99	132	3.7	78	1	126	64	16	35	356	9.9	
TOTAL	101	63	2427	24.0	267	651	.410	112	325	.345	160	239	.669	64	271	335	3.3	186	1	319	174	45	80	806	8.0	





#35 TREVOR MANUEL

FRESHMAN | FORWARD | 6-9 | 187 | LANSING, MICH.

EVERETT HS

HIGH SCHOOL

Highly touted high school basketball prospect is a four-star recruit with a grade of 93 according to 247 Sports and 80 according to ESPN.com ... Was rated the No. 3 player out of the state of Michigan by ESPN.com ... As a senior season, played at Everett High School, where his father played his high school basketball (as well as NBA legend Magic Johnson) ... Was named to the Class A All-State team following his senior season after averaging 21.9 points per game ... Played his first two years of high school at Sexton High School, leading his team to the state championship his freshman year and making it to the regional round of the playoffs his sophomore year ... Earned Class B All-State honors as a sophomore after averaging 12.1 points and 9.1 rebounds per game for Sexton ... Transferred to Oak Hill Academy for his junior season, a school that has produced notable players such as Carmelo Anthony and Brandon Jennings, and helped that school finish the year 41-4 and advance to the championship game of the Dick's National High School Tournament at Madison Square Garden.

PERSONAL

Born in Lansing, Mich. ... Parents are James Manuel and Sue Phillips ... Major is theater arts.



#12 TROY NORRIS

RS-SENIOR | GUARD | 6-0 | 170 | OXNARD, CALIF.

ATASCADERO HS / COLLEGE OF THE SEQUOIAS

BEFORE OREGON

Was an all-Central Valley Conference first team selection for College of the Sequoias as a sophomore in 2012-13 ... Averaged 7.7 points per game and nabbed a team-best 62 steals as a freshman in 2011-12, earning an honorable mention All-Central Valley Conference honors.

HIGH SCHOOL

Was a three-year letterman at Atascadero High School, earning the San Luis Obispo Tribune's County Player of the Year award as both a junior and a senior ... Played in 29 games as a senior in 2010-11, averaging 17.7 points, 4.8 rebounds, 4.0 assists and 4.3 steals per game ... Scored a season-high 27 points in the season-opening win over Westlake ... Recorded 11 games of 20 points or more throughout the season ... Had a double-double against Arroyo Grande, scoring 10 points and pulling down 11 rebounds ... As a junior, averaged 16.2 points per game to go along with 4.4 rebounds per game ... Scored a career-high 29 points in a win over South High School, while also pulling down six rebounds and nabbing five steals ... Averaged 8.0 points per game in first varsity action as a sophomore.

PERSONAL

Born in Fullerton, Calif. ... Mother is Tandalia Norris ... Major is sociology.



#11 PHIL RICHMOND

RS-JUNIOR | GUARD | 6-4 | 190 | CALABASAS, CALIF.

TRINITY INTERNATIONAL HS

2014-15 | JUNIOR SEASON

Redshirt season. Spent the year as a team manager for the Ducks.

BEFORE OREGON

Attended Santa Barbara City College but did not play basketball there.

HIGH SCHOOL

A 2011 graduate of Calabasas High School in Calabasas, Calif. ... Played varsity basketball while at Calabasas ... Also prepped at Impact Basketball Academy in Los Angeles, Calif., averaging 12 points per game in 2012.

PERSONAL

Born in Sacramento, Calif. ... Parents are Mitch and Julie Richmond ... Major is psychology ... Father Mitch played college ball at Moberly Junior College where Dana Altman was the head coach, and then as Kansas State where Altman was an assistant. Mitch Richmond went on to be a six time NBA all-star over 14 professional seasons, playing for Golden State, Sacramento, Washington and the Los Angeles Lakers, where he won an NBA title in 2002.



#21 KENDALL SMALL

FRESHMAN | GUARD | 6-0 | 175 | ANAHEIM, CALIF.

MAYFAIR HS

HIGH SCHOOL

The four-year letterman at Mayfair High School was one of the top guards in the 2015 recruiting class ... Ranked 84th on ESPN's Top 100 and was given four stars with a rating of 82 ... Showed he is a complete player during his senior year at Mayfair, averaging 22 points per game while grabbing an astounding 9.3 rebounds per game ... Also averaged 4.8 assists per game to go along with 3.1 steals per contest ... Recorded 16 double-doubles as a senior including a stretch of seven straight from December 18th to December 30th ... As a junior, averaged 21.1 points per game along with 5.7 rebounds, 3.8 assists and 3.4 steals per game ... On the defensive end, recorded five or more steals seven different times and had at least one steal in each game of the season ... Was named the Long Beach Press-Telegram's player of the year ... Burst on to the scene as a sophomore at Ocean View High School with 20.8 points per game as well as 6.8 boards per game ... Dropped a season-high 32 points in a win over Dominguez while also grabbing eight rebounds ... Was a steady contributor off of the bench as a freshman for Mayfair, scoring 9.6 points per game ... Scored 18 points and recorded eight steals in his first varsity game ... in total scored more than 2,000 points combined at Mayfair and Ocean View.

PERSONAL

Born in Santa Ana, Calif. ... Parents are Rebena and Donovan Small ... Major is undeclared.

ROSTER BREAKDOWN

ROSTER BREAKDOWN

By Position

Guard (7): Casey Benson, Tyler Dorsey, Dylan Ennis, Charlie Noebel, Troy Norris, Phil Richmond, Kendall Small

Forward (7): Jordan Bell, Dwayne Benjamin, Chris Boucher, Dillon Brooks, Elgin Cook, Trevor Manuel, Roman Sorkin

By Year

Freshmen (3): Tyler Dorsey, Trevor Manuel, Kendall Small

Sophomores (4): Jordan Bell, Casey Benson, Dillon Brooks, Roman Sorkin

Juniors (2): Charlie Noebel, Phil Richmond

Seniors (5): Dwayne Benjamin, Chris Boucher, Elgin Cook, Dylan Ennis, Troy Norris

By State / Country

Arizona (1): Casey Benson (Tempe)

California (6): Jordan Bell (Long Beach), Tyler Dorsey (Los Angeles), Charlie Noebel (Irvine),
Troy Norris (Oxnard), Phil Richmond (Calabasas), Kendall Small (Anaheim)

Canada (3): Chris Boucher (Montreal, Quebec), Dillon Brooks (Mississauga, Ontario), Dylan Ennis (Brampton, Ontario)

Israel (1): Roman Sorkin (Ashdod)

Louisiana (1): Dwayne Benjamin (Lafayette)

Michigan (1): Trevor Manuel (Lansing)

Wisconsin (1): Elgin Cook (Milwaukee)



2015-16 Oregon Ducks. Front Row (from left): Tyler Dorsey, Charlie Noebel, Dylan Ennis, Kendall Small, Casey Benson, Phil Richmond.
Back Row (from left): Trevor Manuel, Roman Sorkin, Chris Boucher, Jordan Bell, Elgin Cook, Dillon Brooks, Dwayne Benjamin.



THE COACHES



DANA ALTMAN

HEAD COACH



CAREER RECORD: 656-324 (31st year)
DIVISION I RECORD: 533-300 (27th year)
OREGON RECORD: 123-57 (6th year)
JUNIOR COLLEGE RECORD: 123-24 (4 years)

PERSONAL

- Wife - Reva
- Children - Jordan, Chase, Spencer and Audra
- Date of Birth - June 16, 1958
- Hometown - Wilber, Neb.

COACHING HONORS

University of Oregon

- 2013 Jim Phelan National Coach of the Year
- 2015 Pac-12 Coach of the Year
- 2013 Pac-12 Coach of the Year

Creighton University

- MVC MBB All-Centennial Team Coach
- 2003 Naismith National Coach of the Year Finalist
- 2003 NABC District 12 Coach of the Year
- 2003 USBWA District VI Coach of the Year
- 2002 Rawlings MVC Coach of the Year
- 2001 Rawlings MVC Coach of the Year
- 1999 NABC District 12 Coach of the Year

Kansas State University

- 1993 Big Eight Conference Coach of the Year

Marshall University

- 1990 Southern Conference Coach of the Year

Moberly (Mo.) Junior College

- 1986 Region 16 Coach of the Year
- 1986 Finalist, NJCAA Coach of the Year
- 1985 Region 16 Coach of the Year

Southeast (Neb.) Junior College

- 1983 Neb. State College Coach of the Year
- 1983 Region 9 Coach of the Year

Collegiate Playing Experience

- Eastern New Mexico - 1978-80, Guard
- Southeast Junior College - 1976-78, Guard

EDUCATION

- Western State University - M.B.A., 1981
- Eastern New Mexico - B.A., Business, 1980
- Southeast J.C. - A.A., Business, 1978

Dana Altman is one of only six active coaches in NCAA Division I with 18 consecutive winning seasons. He is part of an exclusive fraternity that includes Mike Krzyzewski, Tom Izzo, Roy Williams, Bill Self and Jim Boeheim.

The 2013 National Coach of the Year and two-time Pac-12 Coach of the Year has won more games in his first five seasons than any coach in Oregon history. Altman is 123-57 in Eugene, and 533-300 in 26 seasons as a head coach at the NCAA Division I level in stints at Oregon, Creighton, Kansas State and Marshall.

Altman, the 19th head coach in the history of the University of Oregon men's basketball program, has led the Ducks to five consecutive 20-win seasons and five postseason appearances, including three straight NCAA Tournaments for the first time in school history, winning at least one game in each of those years. Altman now has 17 seasons of 20-plus wins to his credit (11 at Creighton, five at Oregon, one at Kansas State).

In one of the finest coaching performances of his career, in 2014-15 Altman guided a team that had only three returning scholarship players to 26-10 record, a runner-up finish in the Pac-12 (13-5) and the third round of the NCAA Tournament. He was the runaway choice for Pac-12 Coach of the Year, while Joseph Young tied the school single-season scoring record in being named Pac-12 Player of the Year. Elgin Cook was a second-team selection, while Jordan Bell and Dillon Brooks made the Pac-12's All-Freshman Team.

The 2013-14 season saw Altman win his 500th game as a Division I head coach when Oregon defeated Washington on Feb. 19. He also joined Basketball Hall of Famer Howard Hobson as the only men to lead Oregon to four consecutive 20-win seasons. He guided Oregon to a 24-10 overall record and an NCAA Tournament win. Young was an all-conference second team selection and an all-Pac-12 tournament pick, while Mike Moser was an honorable mention selection by the conference.

Altman's 2012-13 Oregon Ducks became the first UO team since 2008 to qualify for the NCAA Tournament. The Ducks finished the season 28-9 and won the Pac-12 Tournament. Altman was named the Pac-12 Coach of the Year before going on to earn Jim Phelan National Coach of the Year honors. Senior E.J. Singler was an all-league first team selection, while Johnathan Loyd was named Most Outstanding Player of the Pac-12 Tournament as the honors were spread around nearly the entire team. Senior Arsalan Kazemi was a Pac-12 all-defensive pick before going on to become a second round draft choice of the NBA's Philadelphia 76ers.

During the 2011-12 season, Altman led the Ducks to a 24-10 overall record and a 13-5 Pac-12 Conference mark which was good for a share of second place in the final league standings. The Ducks earned a bid to the National Invitation Tournament and recorded victories over LSU and Iowa before falling at top-seed Washington in the tournament quarterfinals.

Under Altman's tutelage, four UO players were recognized as part of the 2012 Pac-12 All-Conference teams. Devoe Joseph became the first Duck since the 2006-07 season to be named first team all-conference. Singler was named to the all-conference second team and NABC All-District 20 second team, while Garrett Sim earned honorable mention all-league recognition and Tony Woods was named honorable mention all-defensive team.

In his first season at Oregon, Altman led the Ducks to just the 12th season of 20+ victories in the history of the program. He became just the third UO head coach to tally 20+ wins in his first season on the job. Oregon went 21-18 overall and 7-11 in Pac-12 play which earned them a seventh-place finish in the final league standings.

Altman posted the second-highest win total of any first-year UO head coach. Only John Warren (30 wins in 1944-45) posted more in his first year on the sidelines. The 2011 postseason included a pair of wins at the Pac-10 Tournament, highlighted by a 76-59 upset win over No. 2-seed UCLA in the quarterfinals. Oregon participated in the 2011 College Basketball Invitational, defeating Altman's former team - Creighton - in the best-of-three championship series.

Altman arrived at UO after spending 16 seasons at Creighton where he became the school's all-time winningest coach with a record of 327-176 (.650). He led the Blue Jays to 13 consecutive postseason appearances, a stretch of 11 straight seasons with 20-plus wins, all while producing 10 or more league victories in each of the last 14 seasons. Those three feats were unmatched in the 103 years of the Missouri Valley Conference.





DANA ALTMAN COACHING FACTS

- Dana Altman has made 17-straight postseason appearances and posted 17 consecutive winning seasons.
- Altman now has 16 seasons of 20+ wins to his credit (four at Oregon, 11 at Creighton, one at Kansas State).
- Altman led Oregon to 21 wins in his first year on the job (2010-11), a 24-10 record in 2011-12, a 28-9 mark in 2012-13, and a 24-10 record in 2013-14. He joined Basketball Hall of Famer Howard Hobson as the only coaches in school history to lead Oregon to four consecutive 20-win seasons.
- Altman led Oregon to NCAA Tournament wins in back-to-back seasons for the first time in school history.
- Altman has finished .500 or better in 22 of his 25 seasons as a NCAA Division I head coach.
- Altman has been to the NCAA Tournament 10 times, including the Sweet 16 in 2013.

He won four Coach-of-the-Year awards from three different conferences in a span of 13 seasons, including back-to-back MVC coaching honors while he was at the Omaha, Neb., school in 2001 and 2002. Altman was a finalist for the Naismith National Coach of the Year Award and was named the NABC District 12 and USBWA District VI Coach of the Year following the 2002-03 campaign.

Creighton participated in seven NCAA Men's Basketball Tournaments and five National Invitation Tournaments under Altman, advancing to the second round of the NCAA championships in both the 1998-99 and 2001-02 seasons. He led the school to a MVC regular-season title in 2000-01 - its first in 10 years. The Bluejays posted a school-record 29 wins in 2002-03, finishing the season 15th in the Associated Press poll and 23rd in the coaches' voting.

Altman finished his career at Creighton ranking third all-time on the MVC list of all-time wins (327), trailing only Basketball Hall of Fame coaches Henry Iba (486) and Eddie Hickey (337). In 2007, he was one of 10 coaches named as part of the MVC's All-Centennial Team. His teams claimed shares of three regular-season Missouri Valley Conference championships (including the 2008-09 crown) and six conference post-season tournament titles.

Student-athletes under his direction at CU earned six All-America honors on the court and four Academic All-America laurels in the classroom. Three players he coached at Creighton - Kyle Korver, Rodney Buford and Anthony Tolliver - have played in the NBA.

Along the way, Creighton established school records for most victories in a two-year (52), three-year (76) and four-year span (99). From 1998-99 through 2008-09, Creighton was one of just six schools to win 20 or more games each of those seasons, an elite list that also included Duke, Florida, Gonzaga, Kansas and Syracuse.

Altman compiled a 68-54 record in four seasons (1990-94) at Kansas State. During that time, Altman led the Wildcats to three straight postseason tourneys and was named the Big Eight Conference Coach of the Year after leading KSU to a 19-11 record and an appearance in the NCAA Tournament in 1993.

Altman's final Kansas State club turned heads nationally with a 68-64 win at No. 1 Kansas on Jan. 17, 1994. K-State eventually advanced to play in the NIT Final Four. Altman's success at KSU followed him from a brief head coaching stint at Marshall where he was named Southern Conference Coach of the Year in 1990.

While head coach at Southeast Junior College in Fairbury, Neb., his first team (1982-83) rolled to a 29-6 record and a third-place finish in the junior college national tournament and Altman was honored as both Region 9 and the Nebraska College Coach of the Year.

DANA ALTMAN'S YEAR-BY-YEAR RECORDS

Season	School	Record	Postseason
1982-83	Southeast (Neb.) JC	29-6	NJCAA Third Place
1983-84	Moberly (Mo.) JC	25-9	
1984-85	Moberly (Mo.) JC	35-5	NJCAA Third Place
1985-86	Moberly (Mo.) JC	34-4	NJCAA Sixth Place
1986-89	Asst. Coach, Kan. State	N/A	
1989-90	Marshall	15-13	
1990-91	Kansas State	13-15	
1991-92	Kansas State	16-14	NIT
1992-93	Kansas State	19-11	NCAA
1993-94	Kansas State	20-14	NIT
1994-95	Creighton	7-19	
1995-96	Creighton	14-15	
1996-97	Creighton	15-15	
1997-98	Creighton	18-10	NIT
1998-99	Creighton	22-9	NCAA
1990-00	Creighton	23-10	NCAA
2000-01	Creighton	24-8	NCAA
2001-02	Creighton	23-9	NCAA
2002-03	Creighton	29-5	NCAA
2003-04	Creighton	20-9	NIT
2004-05	Creighton	23-11	NCAA
2005-06	Creighton	20-10	NIT
2006-07	Creighton	22-11	NCAA
2007-08	Creighton	22-11	NIT
2008-09	Creighton	27-8	NIT
2009-10	Creighton	18-16	CIT
2010-11	Oregon	21-18	CBI Champions
2011-12	Oregon	24-10	NIT
2012-13	Oregon	28-9	NCAA Sweet 16
2013-14	Oregon	24-10	NCAA
2014-15	Oregon	26-10	NCAA
Career (30 years)		656-324	
NCAA Division I (26 years)		533-300	
Oregon (5 years)		123-57	

In 1983, Altman accepted the head coaching position at Moberly (Mo.) Junior College, with a three-year run resulting in a staggering 94-18 record (25-9 in 1983-84; 35-5 with a third-place finish at the national tourney in 1984-85; and a 34-4 mark in 1985-86 with a sixth-place finish at nationals).

He was named Region 16 Coach of the Year in both the 1984-85 and 1985-86 seasons, and was also a finalist for 1986 National Junior College Athletic Association Coach of the Year accolades.

Altman's playing career began at Southeast Junior College in 1976, where he captained teams to a 22-10 mark in his freshman year and a 26-5 record in his sophomore season.

Altman completed his undergraduate education and playing career at Eastern New

Mexico University. After earning his associate degree in business administration from Southeast in 1978, Altman graduated magna cum laude from Eastern New Mexico in 1980 with his bachelor's degree in the same field.

Altman received his master of business administration degree from Western (Colo.) State in 1981. He served as an assistant coach on the Western State staff from 1980-82.

At Wilber (Neb.) High School, Altman was a two-sport letterman, earning all-conference honors as a quarterback on the football team and as a guard in basketball. Altman was born June 16, 1958, in Crete, Neb. He and his wife, the former Reva Phillips of Stanton, Neb., have three sons, Jordan, Chase and Spencer, and one daughter, Audra.



Conference	Overall	UO	CU	KSU	MU
American Athletic	5-11	0-1	4-7	1-3	—
Cincinnati	0-1	0-1	—	—	—
Houston	1-2	—	1-2	—	—
Southern Methodist	1-1	—	1-1	—	—
Temple	1-1	—	—	1-1	—
Tulane	0-1	—	—	0-1	—
Tulsa	2-5	—	2-4	0-1	—
Atlantic Coast	3-7	0-4	2-1	0-1	1-1
Duke	0-1	0-1	—	—	—
Louisville	1-1	0-1	1-0	—	—
Miami (Fla.)	0-1	—	0-1	—	—
Notre Dame	1-1	—	1-0	0-1	—
Virginia	0-3	0-2	—	—	0-1
Virginia Tech	1-0	—	—	—	1-0
Atlantic 10	15-9	1-1	12-8	2-0	—
Dayton	2-2	—	2-2	—	—
George Mason	3-1	—	3-1	—	—
La Salle	2-0	—	—	2-0	—
Rhode Island	1-0	—	1-0	—	—
Saint Bonaventure	1-0	—	1-0	—	—
Saint Joseph's	2-0	—	2-0	—	—
Saint Louis	1-1	1-0	0-1	—	—
VCU	0-1	0-1	—	—	—
Big East	9-9	3-1	6-8	—	—
Creighton	2-1	2-1	—	—	—
DePaul	2-1	—	2-1	—	—
Georgetown	1-0	1-0	—	—	—
Marquette	0-3	—	0-3	—	—
Providence	1-0	—	1-0	—	—
Xavier	3-4	—	3-4	—	—
Big Sky	13-1	8-1	4-0	1-0	—
Eastern Washington	1-0	1-0	—	—	—
Idaho	0-1	0-1	—	—	—
Idaho State	1-0	1-0	—	—	—
North Dakota	1-0	1-0	—	—	—
Northern Arizona	1-0	1-0	—	—	—
Northern Colorado	1-0	—	1-0	—	—
Portland State	4-0	4-0	—	—	—
Sacramento State	2-0	—	2-0	—	—
Southern Utah	2-0	—	1-0	1-0	—
Big South	1-0	—	1-0	—	—
High Point	1-0	—	1-0	—	—
Big Ten	21-21	6-3	13-12	3-6	—
Illinois	2-1	2-0	0-1	—	—
Iowa	3-1	1-0	2-1	—	—
Maryland	0-1	—	0-1	—	—
Michigan	0-2	0-1	0-1	—	—
Minnesota	0-1	—	0-1	—	—
Nebraska	15-13	2-0	10-7	3-6	—
Ohio State	1-0	—	1-0	—	—
Wisconsin	0-2	0-2	—	—	—
Big 12	17-30	2-0	4-4	11-25	0-1
Baylor	2-0	—	2-0	—	—
Iowa State	3-6	—	0-1	3-5	—
Kansas	2-8	—	—	2-8	—
Oklahoma	5-3	—	—	5-3	—
Oklahoma State	4-10	2-0	1-1	1-9	—
Texas Christian	1-1	—	1-1	—	—
West Virginia	0-2	—	0-1	—	0-1
Big West	8-4	6-0	0-3	2-1	—
UC Irvine	2-0	2-0	—	—	—
UC Santa Barbara	3-1	2-0	—	1-1	—
Cal Poly	1-0	1-0	—	—	—
Cal State Northridge	1-0	1-0	—	—	—
Hawaii	1-3	—	0-3	1-0	—
Colonial Athletic	4-1	—	3-1	—	1-0
Charleston	1-0	—	—	—	1-0
Drexel	1-1	—	1-1	—	—
Towson	2-0	—	2-0	—	—

Conference	Overall	UO	CU	KSU	MU
Conference USA	10-4	2-1	2-1	6-1	0-1
Florida Atlantic	1-0	—	1-0	—	—
Marshall	1-0	—	—	1-0	—
Southern Miss	2-2	—	—	2-1	0-1
Texas-El Paso	1-1	1-1	—	—	—
Texas-San Antonio	2-0	1-0	—	1-0	—
Western Kentucky	3-1	—	1-1	2-0	—
Horizon League	3-1	1-0	2-0	—	0-1
Cleveland State	1-1	—	1-0	—	0-1
Detroit	1-0	1-0	—	—	—
Valparaiso	1-0	—	1-0	—	—
Metro Atlantic Athletic	2-2	—	2-1	0-1	—
Fairfield	1-0	—	1-0	—	—
Iona	1-1	—	1-1	—	—
Siena	0-1	—	—	0-1	—
Mid-American	5-5	1-0	2-4	2-0	0-1
Akron	2-0	—	1-0	1-0	—
Bowling Green	1-0	—	1-0	—	—
Central Michigan	0-1	—	0-1	—	—
Kent State	0-2	—	0-2	—	—
Ohio	1-1	—	—	1-0	0-1
Toledo	1-1	1-0	0-1	—	—
Mid-Eastern Athletic	20-0	4-0	12-0	4-0	—
Bethune-Cookman	3-0	—	3-0	—	—
Coppin State	3-0	1-0	—	2-0	—
Delaware State	4-0	1-0	2-0	1-0	—
Florida A&M	2-0	—	1-0	1-0	—
Morgan State	2-0	1-0	1-0	—	—
Norfolk State	1-0	—	1-0	—	—
North Carolina A&T	1-0	—	1-0	—	—
N.C. Central	2-0	1-0	1-0	—	—
Savannah State	2-0	—	2-0	—	—
Missouri Valley	206-114	—	203-113	3-1	—
Bradley	22-14	—	22-14	—	—
Drake	21-12	—	21-12	—	—
Evansville	23-9	—	23-9	—	—
Illinois State	17-18	—	17-18	—	—
Indiana State	25-11	—	25-11	—	—
Loyola (Ill.)	1-0	—	1-0	—	—
Missouri State	25-16	—	25-16	—	—
Northern Iowa	23-10	—	23-10	—	—
Southern Illinois	19-16	—	19-16	—	—
Wichita State	30-8	—	27-7	3-1	—
Mountain West	19-8	4-0	10-7	4-1	1-0
Colorado State	3-0	—	2-0	—	1-0
Fresno State	6-1	1-0	4-1	1-0	—
Nevada	2-3	1-0	0-2	1-1	—
Nevada-Las Vegas	1-0	1-0	—	—	—
New Mexico	1-1	—	1-1	—	—
San Jose State	1-0	1-0	—	—	—
Wyoming	5-3	—	3-3	2-0	—
Non-Division I	7-0	1-0	1-0	3-0	1-0
Centenary	1-0	—	1-0	—	—
District of Columbia	1-0	—	—	—	1-0
Missouri S&T	1-0	—	—	1-0	—
Northeastern Ill.	1-0	—	—	1-0	—
NW Missouri State	1-0	—	—	1-0	—
Willamette	1-0	1-0	—	—	—
Northeast	2-0	—	—	2-0	—
C. Connecticut State	1-0	—	—	1-0	—
Long Island	1-0	—	—	1-0	—
Ohio Valley	7-1	3-0	2-0	2-0	0-1
Austin Peay	0-1	—	—	—	0-1
Jacksonville State	2-0	2-0	—	—	—
Murray State	1-0	—	—	1-0	—
SE Missouri State	2-0	1-0	1-0	—	—
SIU-Edwardsville	1-0	—	—	1-0	—
Tennessee Tech	1-0	—	1-0	—	—

Conference	Overall	UO	CU	KSU	MU
Pac-12	68-43	63-40	—	5-3	—
Arizona	3-6	3-6	—	—	—
Arizona State	6-3	6-3	—	—	—
California	1-7	1-7	—	—	—
Colorado	8-8	3-5	—	5-3	—
Oregon State	9-2	9-2	—	—	—
Stanford	5-3	5-3	—	—	—
Southern California	7-0	7-0	—	—	—
UCLA	6-5	6-5	—	—	—
Utah	8-1	8-1	—	—	—
Washington	7-5	7-5	—	—	—
Washington State	8-3	8-3	—	—	—
Patriot League	2-0	—	—	1-0	1-0
Army	1-0	—	—	—	1-0
Lafayette	1-0	—	—	1-0	—
Southeastern	12-17	3-3	3-4	5-10	1-0
Arkansas	0-2	—	—	0-2	—
Auburn	0-1	—	0-1	—	—
Florida	2-1	—	2-1	—	—
Kentucky	0-1	—	0-1	—	—
Louisiana State	1-0	1-0	—	—	—
Mississippi	1-1	1-1	—	—	—
Mississippi State	1-0	—	—	1-0	—
Missouri	3-9	0-1	1-1	2-7	—
Texas A&M	3-0	—	—	2-0	1-0
Vanderbilt	1-2	1-1	—	0-1	—
Southern	11-6	1-0	2-1	—	8-5
Chattanooga	3-1	—	1-1	—	2-0
Citadel	1-1	—	—	—	1-1
E. Tennessee State	0-2	—	—	—	0-2
Furman	3-1	—	1-0	—	2-1
VMI	1-1	—	—	—	1-1
Western Carolina	3-0	1-0	—	—	2-0
Southland	6-1	2-0	2-0	2-1	—
Houston Baptist	3-0	1-0	2-0	—	—
Lamar	1-1	—	—	1-1	—
Sam Houston State	1-0	—	—	1-0	—
Stephen F. Austin	1-0	1-0	—	—	—
Southwestern Athletic	21-0	3-0	17-0	1-0	—
Alabama State	1-0	—	—	1-0	—
Alcorn State	1-0	—	1-0	—	—
Arkansas-Pine Bluff	5-0	1-0	4-0	—	—
Grambling State	3-0	—	3-0	—	—
Mississippi Valley St.	7-0	—	7-0	—	—
Prairie View A&M	1-0	1-0	—	—	—
Southern	2-0	—	2-0	—	—
Texas Southern	1-0	1-0	—	—	—
Summit League	11-1	2-0	9-1	—	—
Denver	1-0	1-0	—	—	—
IUPUI	1-0	—	1-0	—	—
Nebraska-Omaha	1-0	—	1-0	—	—
North Dakota State	1-0	1-0	—	—	—
Oral Roberts	4-1	—	4-1	—	—
South Dakota	1-0	—	1-0	—	—
Western Illinois	2-0	—	2-0	—	—
Sun Belt	8-3	—	6-1	1-0	1-2
Appalachian State	1-1	—	—	—	1-1
Arkansas-Little Rock	3-1	—	3-1	—	—
Georgia State	2-0	—	2-0	—	—
South Alabama	0-1	—	—	—	0-1
Texas-Arlington	1-0	—	1-0	—	—
Texas State	1-0	—	—	1-0	—
West Coast	7-3	4-1	2-2	1-0	—
Brigham Young	3-2	2-1	1-1	—	—
Gonzaga	1-0	—	—	1-0	



TONY STUBBLEFIELD

ASSISTANT COACH

COACHING HISTORY

Assistant Coach

- University of Oregon, 2011-Present

Assistant Coach

- University of Cincinnati, 2007-10

Assistant Coach

- New Mexico State University, 2001-06*

* *interim head coach 2005*

Assistant Coach

- University of Texas-Arlington, 1997-2000

Assistant Coach

- University of Texas-San Antonio, 1996

Student Assistant Coach

- University of Nebraska-Omaha, 1994-95

PLAYING HISTORY

- University of Nebraska-Omaha
- Clinton Community College

EDUCATION

- University of Nebraska-Omaha - B.A., 1995

Tony Stubblefield is in his sixth season as an assistant coach with the University of Oregon men's basketball program. Stubblefield has more than 20 years of coaching experience at the college level.

Stubblefield came to the Ducks after spending four years as an assistant at the University of Cincinnati, serving as the BearCats' recruiting coordinator from 2006-10.

Prior to joining the staff at Cincinnati, Stubblefield served as assistant coach at New Mexico State for six seasons, one of which he served as interim head coach. He was responsible for all aspects of the basketball program at New Mexico State. Prior to the start of the 2004-05 season, he was elevated to interim head coach when Lou Henson's health forced him to miss the season.

As recruiting coordinator for the Aggies, Stubblefield attracted three national Top-100 rated players, including one McDonald's All-American, a junior college all-American, and first-team all-state high school players from six different states.

Prior to his tenure at New Mexico State, Stubblefield was the lead assistant and recruiting coordinator at the University of Texas-Arlington for four seasons. He successfully recruited two Top-10 prospects from the state of Texas along with first-team all-region junior college players from Texas, Louisiana, Alabama, and Mississippi.

Stubblefield began his coaching career as a student assistant for two seasons at the University of Nebraska at Omaha, his alma mater, where he completed his undergraduate degree in 1995.

Stubblefield, who transferred to UNO following two years at Clinton (Iowa) Community College, earned two letters playing guard at Nebraska-Omaha where he was the team captain his senior season.

Upon graduation from UNO, he became an assistant coach at the University of Texas-San Antonio for the 1995-96 season, where he was responsible for coaching the guards and was the program's top recruiter.

In high school, Stubblefield was one of the top players in the state of Colorado. He was the runner-up for state Player of the Year honors at Bloomfield (Colo.) High School his senior season, while picking up first-team all-state and Boulder County Player of the Year accolades.



KEVIN MCKENNA

ASSISTANT COACH



COACHING HISTORY

Assistant Coach

- University of Oregon, 2011-Present

Head Coach

- Indiana State University, 2008-10

Assistant Coach

- Creighton University, 2006-07

Head Coach

- University of Nebraska-Omaha, 2002-05

Assistant Coach

- Creighton University, 1995-2001

NBA Scout

- Washington Bullets, 1994

Head Coach

- Sioux Falls Skyforce (CBA), 1991-93

Player/Assistant Coach

- La Crosse Catbirds (CBA), 1990

COACHING HONORS

- 2010 MVC Coach of the Year
- 2005 NCC Coach of the Year
- 2004 NCC Coach of the Year

PLAYING HISTORY

- New Jersey Nets, 1987-88
- Washington Bullets, 1986
- New Jersey Nets, 1985
- Indiana Pacers, 1984
- Los Angeles Lakers, 1982*
- Creighton University
- *NBA World Champions

EDUCATION

- Creighton University - M.A., 1997
- Creighton University - B.A., 1993

Kevin McKenna is in his sixth season as assistant coach with the Oregon men's basketball program. McKenna spent nine years as an assistant coach under Dana Altman at Creighton University prior to becoming the head coach at Indiana State, where he coached from 2007-10.

McKenna has more than 25 years of coaching experience, including seven years as a head college coach in stints at both ISU and Nebraska-Omaha.

His 2009-10 Sycamores recorded the program's first winning season since 2001. ISU also reached postseason play for the first time in nine years when it accepted a bid to the 2010 College Basketball Invitational. The Sycamores' success, despite being devastated by injury for the greater portion of the Missouri Valley Conference slate, led McKenna to being tabbed as the MVC Coach of the Year by CollegeInsider.com.

The Sycamores finished the 2009-10 season as the nation's No. 2 free throw shooting team. ISU's 76.9 percent mark at the line finished just behind NCAA Tournament qualifier BYU on the Division I list.

At ISU, McKenna mentored Harry Marshall to Second Team All-MVC and MVC's All-Defensive Team recognition. He also helped Jay Tunnell to All-MVC Honorable Mention and MVC Most Improved Team honors. In addition, Jordan Printy and Aaron Carter were tabbed as MVC All-Scholar Athletes under McKenna's watch. He compiled a 43-52 overall record while posting a MVC mark of 24-30 in three seasons at ISU.

In the summer of 2009, McKenna was selected as the head coach of the Athletes In Action college basketball team during a tour of Poland and Germany. He led the team on an 11-day summer tour playing contests in Katowice, Poland as well as Berlin, Germany. The AIA team was comprised of NCAA Division I basketball players.

Before accepting the head coaching position at ISU, McKenna completed nine seasons at Creighton as an assistant coach. During that time the Bluejays went to four NCAA Tournaments as well as two National Invitation Tournaments. McKenna made the first of two stops on the Bluejays' bench from 1994 through 2001, and then returned in 2005.

Before McKenna returned to Creighton, he spent four years across town as head coach at Nebraska-Omaha. He guided the Mavericks to four consecutive 20-win seasons, two North Central Conference titles and three appearances in the NCAA Division II Tournament.

McKenna was named the NCC Coach of the Year in both 2004 and 2005 as well as North Central Regional Coach of the Year by the National Association of Basketball Coaches (NABC) in 2005. He finished with an 89-33 mark in his tenure at UNO which included a conference mark of 40-20 (.667).

As a player at Creighton from 1977-81, McKenna led the Bluejays to a MVC regular-season championship, two MVC Tournament titles and a pair of NCAA Tournaments. He was an All-MVC pick and team MVP in each of his final two seasons.

McKenna ended his collegiate career with exactly 1,500 points and was drafted in the fourth round of the 1981 draft by the Los Angeles Lakers. He was a member of the Lakers' 1982 NBA championship team and also played for Indiana, New Jersey and Washington during a six-year NBA career.

He remains the only person in MVC history to win an regular-season title, tournament title, NBA championship and CBA crown.

Following his NBA career, McKenna helped lead the La Crosse Catbirds to the 1989-90 CBA Championship as a player and assistant coach. He then served as the head coach and director of basketball operations for the CBA's Sioux Falls Skyforce from 1990-93. He spent time as a regional scout for the Washington Bullets in 1993-94 before returning to Creighton as an assistant to Altman in 1994.

He earned his bachelor's degree in organizational communications from Creighton in 1993 and added a master's degree in counseling education from his alma mater in 1997. McKenna and his wife, Nancy, have a daughter, Megan, and a son, Bobby.



MIKE MENNENGA

ASSISTANT COACH



COACHING HISTORY

Assistant Coach

- University of Oregon, 2014-Present

Assistant Coach

- Canisius College, 2012-14

Assistant Coach

- University of Illinois-Chicago, 2011

Director of Player Development

- Providence College, 2010

Assistant Coach

- Nichols School, 2008-09

Assistant Coach/Recruiting Coordinator

- Iowa State University, 2006

Assistant Coach/Recruiting Coordinator

- University at Buffalo, 2001-05

Assistant Coach

- University of Maine, 1997-2000

PLAYING HISTORY

- Morehead State University

EDUCATION

- Morehead State University - B.A., 1993
- Vincennes University - A.A., 1990

Veteran assistant coach Mike Mennenga is in his second season with Oregon.

Mennenga came to Oregon after spending the previous two seasons at Canisius, where he helped lead the Golden Griffins to 62 victories and three postseason tournaments. He worked with Canisius' guards and also was instrumental in getting the men's basketball program active in the local Buffalo community through a series of youth basketball clinics.

Prior to Canisius, the native of Rantoul, Ill., spent one year as an assistant on the Illinois-Chicago coaching staff in 2010-11, where he helped with player development, opponent scouting and recruiting.

During the 2009-10 year, Mennenga was on staff at Providence College where he served as the Friars' Director of Player Development.

Before his time at Providence, Mennenga was an assistant basketball coach at the Nichols School in Buffalo from 2007-09. At Nichols, he helped guide the Vikings to a mark of 48-6 over two seasons.

Mennenga served as an assistant coach and recruiting coordinator at Iowa State University during the 2005-06 season, as the Cyclones boasted the top scoring offense in the Big XII and saw four student-athletes receive academic all-conference accolades.

During his five-year tenure at Buffalo (2001-05), Mennenga filled many roles, including assistant basketball coach, recruiting coordinator and NCAA compliance staffer. During the 2004-05 campaign, the Bulls won 24 games and earned their first postseason berth with an NIT appearance. His recruiting classes from 2003-05 were each ranked first in the Mid-American Conference by Rivals.com.

Mennenga began his Division I career as an assistant at Maine from 1997-2000. The Black Bears set school records in wins, attendance and all-conference selections during that time period.

In addition to his college coaching experience, Mennenga served as co-director of youth basketball programs in Buffalo and Toronto, as well as being an analyst for Time Warner Cable SportsNet in Buffalo and a college basketball contributor to the FAN Radio Network in Toronto.

Mennenga earned his associate's degree from Vincennes University in 1990 and his bachelor's degree in finance from Morehead State University in 1993, where he was a member of the basketball team. He and his wife Shanetta have two daughters, Cheyenne and Nyla.





JOSH JAMIESON

DIRECTOR OF OPERATIONS

Josh Jamieson is in his ninth season as Director of Operations and 12th year overall with the University of Oregon. His duties include scheduling, coordinating the team's travel, budgeting, academic support and equipment oversight. He also serves as the Director of Oregon Basketball Camps.

Jamieson spent three seasons with the Ducks as a graduate manager from 2000-03 when Oregon made back-to-back NCAA tournament appearances, advanced to the Elite Eight in 2002 and won both regular season and Pac-10 tournament titles.

After his stay in Eugene, Jamieson worked two seasons as an assistant coach at the University of Portland, before returning to his hometown as an assistant coach at South Medford High School. Jamieson was the head freshman coach at SMHS from 1996-2000. He helped South Medford reach back-to-back state championship games and the Panthers won the 6A title in 2007.

For 10 years, Jamieson directed the FOCUS Basketball Camp, which was held each summer in Medford.

The Medford, Ore., native graduated from Southern Oregon in 2000 and earned his Master's of Business Administration degree from the University of Oregon in 2003.

COACHING HISTORY

Director of Operations

- University of Oregon, 2008-Present

Assistant Coach

- South Medford High School, 2007

Assistant Coach

- University of Portland, 2005-06

Graduate Manager

- University of Oregon, 2001-03

Freshman Coach

- South Medford High School, 1997-2000

EDUCATION

- University of Oregon - M.B.A., 2003
- Southern Oregon University - B.A., 2000



CLAY JAMIESON

ATHLETIC TRAINER

Veteran athletic trainer Clay Jamieson is entering his 18th year with the University of Oregon men's basketball program. Jamieson started at Oregon in 1998 and is currently the certified athletic trainer in charge of the UO men's basketball and women's softball programs.

Providing the best preventative care and post-injury rehabilitation available in Oregon's state-of-the-art athletic training complex, Jamieson's daily responsibilities encompass virtually every aspect of injury maintenance, management and rehabilitation for UO student-athletes.

Prior to UO, Jamieson spent two years at Pepperdine overseeing athletic treatment, rehabilitation and team travel for men's basketball, women's volleyball and baseball.

A graduate of the University of Arizona (1994) with a Bachelor's in Exercise Science, Jamieson earned his master's in exercise and movement science (now the Department of Human Physiology) from Oregon in 1996 and worked as a graduate assistant trainer for two years beginning in 1994. Jamieson also spent a summer as the athletic trainer for the 2003 Junior National Basketball Team at the World Championships in Greece.

A certified member of the National Athletic Trainers Association since 1994, Jamieson is also certified as a performance enhancement specialist and corrective exercise specialist through the National Academy of Sports Medicine

Jamieson resides in Eugene with his wife, Jan, son, Braeden, and daughter Aubrey.

PROFESSIONAL HISTORY

Athletic Trainer

- University of Oregon, 1998-Present

Athletic Trainer

- Pepperdine University, 1996-97


Graduate Assistant Athletic Trainer

- University of Oregon, 1995-96

EDUCATION

- University of Oregon - M.S., 1996
- University of Arizona - B.S., 1994





ROBERT McCULLUM

ASSISTANT DIRECTOR OF OPERATIONS

COACHING HISTORY

Assistant Director of Operations

- University of Oregon, 2014-Present

Assistant Coach

- Forshan Long Lions (Chinese Basketball Association), 2011-12

Assistant Coach

- Georgia Tech, 2010-11

Assistant Coach

- University of Central Florida, 2010

Assistant Coach

- University of San Francisco, 2008

Head Coach

- Nigerian Senior National Team, 2007

Head Coach

- University of South Florida, 2003-07

Head Coach

- Western Michigan University, 2000-03

Assistant Coach

- University of Illinois, 1996-2000

Assistant Coach

- University of Florida, 1990-96

Assistant Coach

- Kansas State University, 1989-90

Assistant Coach

- Southern Illinois University, 1987-89

Assistant Coach

- University of South Alabama, 1982-83; 1984-87

Assistant Coach

- Samford University, 1983-84

Assistant Coach

- Ramsay High School, 1978-82

Head Coach

- Council Junior High School, 1976-78

PLAYING HISTORY

- Seminole Junior College

EDUCATION

- Alabama State University - M.A., 1980
- Birmingham Southern College - B.S., 1976

Entering his second season at Oregon, Robert McCullum brings more than 30 years of basketball experience to the sidelines, including head coaching posts at Western Michigan and South Florida.

In addition to his collegiate head coaching stints, McCullum also served as the Nigerian National Team head coach in 2007, which posted a 5-1 record at the All-Africa Games.

McCullum built Western Michigan into one of the best programs in the MAC during his three seasons (2001-03), leading the Broncos to 20 wins and an NIT berth in 2003. From there, he served as the head coach at South Florida (2004-07), overseeing the Bulls' transition from Conference USA to the Big East.

At both Western Michigan and South Florida, he implemented class attendance policies and procedures that resulted in dramatic improvements in academic performance, earning both schools recognition on the conference level for highest team grade-point average and individual academic achievement. In seven seasons as a head coach, 18 of the 23 players he recruited into his programs finished their eligibility and graduated within five years.

McCullum saw two stints as an assistant at South Alabama (1983 and 1985-87) and one year at Samford (1984). He moved on to Southern Illinois from 1988-89, where he helped the Salukis to a 20-win season and the school's first post-season bid in 11 years.

He then joined Lon Kruger's staff at Kansas State (1990), where the school made an NCAA Tournament appearance in 1990, at Florida (1990-96), where the Gators made two NCAA appearances, including a run to the Final Four in 1994, and at Illinois (1996-2000), which won a Big Ten title and played in the NCAA Tournament three times. His coaching resume also includes stops at San Francisco (2008), Central Florida (2010) and Georgia Tech (2011).

McCullum also has had an international impact on the game. In addition to his time as Nigeria's head coach, he was an assistant for the Forshan Long Lions of the Chinese Basketball Association (2011-12), directed the first professional player camp in Russia from 2012-13 (Revolution Basketball Camp in Kazan) and was the director of the NBA's "Train the Trainer" program in Johannesburg, South Africa.

The Birmingham, Ala., native earned his bachelor's degree at Birmingham Southern College in 1976 and his master's degree from Alabama State in 1980. He played two seasons at Seminole Community College in Sanford, Fla., was the team captain as a sophomore and earned his associate's degree there in 1974. He and his wife Cheryl have two children, Richelle and Rashid.





COACHING HISTORY

Strength and Conditioning Coach

- University of Oregon, 2015-Present

Strength and Conditioning Coach

- Canton Charge, 2014-15
- Atlanta Dream, 2012-14
- Atlanta Hawks, 2013-14

EDUCATION

- California University (Pa.) - M.S., 2014
- University of North Carolina - B.S., 2005

ADAM LINENS

STRENGTH AND CONDITIONING COACH

Adam Linens joined the Oregon Athletic Department in August of 2015 and works as the strength and conditioning coach for the men's basketball team. He is responsible for the program design and implementation of all aspect of performance enhancement for the men's basketball program.

Prior to Oregon, Linens accumulated 10 years experience in the strength and conditioning and athletic training fields, including stops with teams in the NBA, WNBA and the NBA's D-League.

Linens spent the year before his arrival in Eugene with the Canton (Ohio) Charge of the NBA's D-League. Prior to that, he was on staff with the Atlanta Hawks and the Cleveland Cavaliers of the NBA, as well as the WNBA's Atlanta Dream.

Linens is a 2005 graduate of the University of North Carolina, having earned his undergraduate degree in exercise and sport science. He received his Master's degree in exercise science and health promotion from California University of Pennsylvania in 2014.

After graduating from North Carolina, Linens worked a both a strength and conditioning coach as well as a certified athletic trainer for a number of professional clinics and high schools in the south, including the Hoops360 program, before starting with the Dream in 2012.

Linens is a certified strength and conditioning specialist (CSCS) through the National Strength and Conditioning Association (2008), as well as a certified athletic trainer (ATC) through the National Athletic Trainers' Association (2005). He is also certified as a Performance Enhancement Specialist (PES) & Corrective Exercise Specialist (CES) through the National Academy of Sports Medicine.



COACHING HISTORY

Assistant Conditioning Coach

- University of Oregon, 2014-Present

Assistant Coach

- Richland College, 2014

Director of Player Development

- University of North Texas, 2013

Graduate Assistant Coach

- Arizona State University, 2011

Assistant Coach

- Mountain View High School, 2007-09

PLAYING HISTORY

- Europe (Finland, Lisbon)
- Arizona State University

EDUCATION

- Arizona State University - B.I.S., 2006

ALLEN MORILL

ASSISTANT CONDITIONING COACH

Former Arizona State player Allen Morill is in his second year with Oregon as assistant conditioning coach.

Morill spent the two years prior to his arrival in Eugene coaching in Texas. He was an assistant coach at Richland College (2014), where he oversaw the conditioning and off-season programs among other duties. Prior to that, he was the director of player development at North Texas (2013).

At Arizona State, the Arlington, Texas, native overcame a number of injuries to play in 86 games for the Sun Devils and was a member of ASU's 2005 NIT team, along with fellow Dallas-area native Ike Diogu. He posted double digits in scoring in four games in 2006-07 and had a season-high 11 points in both UCLA contests as he earned the squad's sixth man of the year award. His career best of 14 points came against Alcorn State on Nov. 26, 2005.

Morill earned his Bachelor of Interdisciplinary Studies (B.I.S.) degree in education and theatre in December of 2006.

After college, Morril played professionally in Europe for Portugal Galitos Basketball (2008), where he was the league MVP, and Finland Huima Basketball (2009). He then served as a graduate assistant at his alma mater (2011).

The Class 5A second-team all-state pick by the Texas Association of Basketball Coaches averaged 18.3 points per game in senior year at Sam Houston High School in Arlington.



BASKETBALL STAFF



FRED JONES
UNDERGRADUATE
ASSISTANT COACH



MATT ZOSEL
GRADUATE
MANAGER



DONOVAN ROGERS
EQUIPMENT
MANAGER



PATRICK BENSON
STUDENT
MANAGER



ROBBIE ELLIS
STUDENT
MANAGER



BEN HARTMANN
STUDENT
MANAGER



CHRIS REEVES
STUDENT
MANAGER



PATRICK SCULLY
STUDENT
MANAGER



STEVE STOLP
ACADEMIC
ADVISOR




JENNIFER ALLEN
BASKETBALL
SECRETARY



GREG WALKER
ATHLETIC
COMMUNICATIONS



2014-15 SEASON REVIEW



2014-15 REVIEW

2014-15 SCHEDULE & RESULTS

NOVEMBER	W/L	TV
4	Northwest Christian (EX)	W 101-69
9	Western Oregon (EX)	W 104-55
14	Coppin State	W 107-65
17	Detroit ¹	W 83-66
21	Toledo ¹	W 78-68
24	No. 19 Michigan ²	L 63-70
25	No. 14 VCU ²	L 63-77
30	Portland State	W 81-59
DECEMBER	W/L	TV
3	Concordia (Ore.)	W 94-63
7	Mississippi	L 73-79
13	vs. Illinois ³	W 77-70
17	Cal State Northridge	W 79-56
20	Delaware State	W 83-70
22	UC Santa Barbara	W 82-78 (ot)
29	UC Irvine	W 69-67 (ot)
JANUARY	W/L	TV
3	Oregon State *	W 71-59
8	No. 7 Arizona *	L 62-80
10	Arizona State *	W 59-56
15	at Washington State *	L 99-108 (ot)
18	at Washington *	L 77-85
22	USC *	W 75-67
24	UCLA *	W 82-64
28	at No. 6 Arizona *	L 56-90
30	at Arizona State *	W 68-67 (ot)
FEBRUARY	W/L	TV
4	Washington *	W 78-74
8	Washington State *	W 95-72
11	at USC *	W 80-75
14	at UCLA *	L 63-72
18	Colorado *	W 73-60
22	No. 9 Utah *	W 69-58
25	at California *	W 80-69
MARCH	W/L	TV
1	at Stanford *	W 73-70
4	at Oregon State *	W 65-62
12	Colorado ⁴	W 93-85
13	No. 17 Utah ⁴	W 67-64
14	No. 5 Arizona ⁴	L 52-80
20	Oklahoma State ⁵	W 79-73
22	No. 3 Wisconsin ⁵	L 65-72

* Denotes Pac-12 game

1 - Progressive Legends Classic, Eugene, Ore.

2 - Progressive Legends Classic, Barclays Center, Brooklyn, N.Y.

3 - United Center, Chicago, Ill.

4 - Pac-12 Tournament. MGM Grand Arena, Las Vegas, Nev.

5 - NCAA Tournament Second & Third Rounds, Omaha, Neb.

THE STARTING FIVE

1 Winners of the very first NCAA Men's Basketball Championship (1939), Oregon is one of just nine teams nationally to win a game in each of the last three NCAA Tournaments. The other teams on that list are Arizona, Gonzaga, Kansas, Louisville, Michigan State, North Carolina, San Diego State and Wichita State.

2 Historical firsts: Oregon accumulated an impressive list of program milestones during the 2014-15 season, the most noteworthy of which may have been earning a bid to the NCAA Tournament for the third consecutive season. The Ducks had previously played in back-to-back NCAA Tournaments four different times, but never hit the trifecta until 2014-15. In addition to the third consecutive NCAA Tournament appearance, other high water marks for the program included:

- * Most Wins, 5-season period (123)
- * Most Wins, 4-season period (102)
- * Most Wins, 3-season period (78)
- * First time reaching 100 wins in 4 years
- * First time with 5 consecutive 20-win seasons
- * Team record 157 blocked shots
- * Individual record 745 points (**Joseph Young**; ties **Terrell Brandon**)
- * Individual record .925 free throw percentage (**Joseph Young**)
- * Individual record 94 blocks (**Jordan Bell**)
- * UO 2-year record 1,388 points (**Joseph Young**)
- * Pac-12 and UO career record .900 free throw percentage (**Joseph Young**)

3 **Joseph Young** had a season unlike any other in school history. He tied **Terrell Brandon's** school record with 745 points on the way to being named Pac-12 Player of the Year, all-Pac-12 first team, Pac-12 all-tournament team and all-America. He set the Pac-12 and UO career record for free throw percentage (.900), and also established the UO season mark (.925). He became the Ducks' career leader in NCAA Tournament scoring (105) and his 74 points in the Pac-12 Tournament were the third-most in that event's history. His two-year scoring total of 1,388 points is also the most in school history. He finished ninth nationally at 20.7 points per game, becoming the first Duck to lead the league in scoring since **Aaron Brooks** in 2007.

4 Oregon's freshmen accounted for 32 percent of the team's scoring (24.2 points per game), 42 percent of the total rebounds (15.1 rpg), 49 percent of the assists (6.9 apg) and 77 percent of the blocked shots (3.4 bpg). **Dillon Brooks** was the No. 3 freshman scorer in the Pac-12 (11.5 ppg).

5 **Joseph Young** became just the second Duck to score 700 points in a season, and he matched **Terrell Brandon** for the school record at 745 on his final bucket against Wisconsin.

RPI ROCKET

After losing to Ole Miss on Dec. 8, Oregon's RPI was 161. Entering Pac-12 play, it was 114. After getting swept in Washington in mid-January to fall to 12-6, it was 92. But after ripping off 11 wins in its final 13 regular season games, including a run to the Pac-12 Tournament Championship game, the Ducks' RPI stood at No. 26, and had a final postseason RPI of 27.

UNIVERSITY OF OREGON - STARTERS

No.	Name	Pos.	Ht.	Wt.	Cl.	Ex.	Hometown	PPG	RPG	OTHER
1	Jordan Bell	F	6-9	215	Fr.	HS	Long Beach, Calif.	5.1	6.1	2.7 bpg
23	Elgin Cook	F	6-6	205	Jr.*	1V	Milwaukee, Wis.	13.0	5.2	.520 FG Pct.
24	Dillon Brooks	F	6-6	225	Fr.	HS	Mississauga, Ont.	11.5	4.9	.825 FT Pct.
3	Joseph Young	G	6-2	180	Sr.*	1V	Houston, Texas	20.7	4.4	3.8 apg
15	Jalil Abdul-Bassit	G	6-4	197	Sr.	1V	Anchorage, Alaska	8.2	1.7	.436 3FG Pct.

UNIVERSITY OF OREGON - RESERVES

No.	Name	Pos.	Ht.	Wt.	Cl.	Ex.	Hometown	PPG	RPG	OTHER
0	Dwayne Benjamin	F	6-7	210	Jr.	TR	Lafayette, La.	8.4	5.8	.353 3 FG Pct.
14	Ahmaad Rorie	G	6-1	175	Fr.	HS	Tacoma, Wash.	4.1	2.2	.744 FT Pct.
2	Casey Benson	G	6-3	185	Fr.	HS	Tempe, Ariz.	3.5	1.9	3.13 a/to
25	Michael Chandler	C	6-10	240	Jr.	TR	Indianapolis, Ind.	2.2	1.4	.500 FGPct.
41	Roman Sorkin	F	6-10	225	Fr.	HS	Ashdod, Israel	1.6	1.0	
11	Theo Friedman	G	6-1	175	So.	1V	Portland, Ore.	1.0	0.8	
32	Tim Jensen	F	6-6	225	Sr.*	TR	Manistee, Mich.	0.0	0.7	
10	Charlie Noebel	G	6-2	178	So.	HS	Irvine, Calif.	0.0	0.3	
4	Max Heller	G	5-10	170	Jr.*	TR	Del Mar, Calif.	0.0	0.0	
33	Hayden Coppedge	G	6-4	180	Fr.	HS	West Linn, Ore.			

* Has used redshirt season



2014-15 REVIEW

"DF" PATCHES

Oregon wore patches with the letters "DF" on its uniforms in honor of former University President **Dave Frohnmayer**, who passed away on March 9 of prostate cancer. Frohnmayer, widely considered one of the best Presidents in school history, led the University for 15 years from 1994-2009, and was Oregon's state attorney general prior to that from 1981-91.

ALTMAN, YOUNG, COOK, BROOKS, BELL HONORED BY PAC-12

In a vote of conference coaches, senior guard **Joseph Young** was named the 2014-15 Pac-12 Men's Basketball Player of the Year and the all-Pac-12 first team, while **Dana Altman** was named the Pac-12 John R. Wooden Coach of the Year. Junior forward **Elgin Cook** was named to the all-Pac-12 second team, while two Ducks were selected for the all-freshman team, forwards **Jordan Bell** and **Dillon Brooks**. Bell was also chosen for the all-defensive team. Arizona forward Stanley Johnson was named Pac-12 Freshman of the Year, Oregon State junior guard Gary Payton II was named the Pac-12 Defensive Player of the Year and Washington State sophomore forward Josh Hawkinson was the Pac-12 Most Improved Player of the Year.

PAC-12 PLAYER OF THE YEAR: Young is Oregon's fourth Player of the Year, joining the likes of former Duck guards **Ron Lee** (1975-76), **Terrell Brandon** (1990-91), and **Luke Ridnour** (2002-03) with his honor. The senior guard from Houston, Texas, led the Pac-12 averaging 20.7 points per game, while also netting 4.4 rebounds and 3.8 assists per outing. He also paced the Pac-12 at the free-throw line at a school record 92.5 percent.

PAC-12 JOHN R. WOODEN COACH OF THE YEAR: Altman guided Oregon to a tie for a second-place finish in the Pac-12 race after being picked to finish eighth by the media in the annual preseason Pac-12 Men's Basketball poll. Oregon posted a record of 26-10 overall and 13-5 in the Pac-12. Under Altman, the Ducks have posted 20 or more wins in a school-record five consecutive seasons. It's the second time in three seasons that Altman has been honored as the league's Coach of the Year, and the fourth time an Oregon coach has earned the distinction – Altman (2015, 2013), **Ernie Kent** (2002), and **Dick Harter** (1977).

COOK, BELL, BROOKS HONORED: Cook, from Milwaukee, Wis., earned his first all-Pac-12 second-team honors. He was Oregon's second-leading scorer at 13.0 points per game, grabbed 5.2 rebounds per game and shot 52.0 percent from the floor. Bell was named to both the All-Freshman and All-Defensive team after leading the Pac-12 with 94 blocked shots, which is the UO school record as well as the second-most blocks by a freshman in league history. He was Oregon's leading rebounder at 6.1 per game. Brooks was an All-Freshman selection as the team's third-leading scorer at 11.5 points per game and grabbed 4.9 rebounds per contest.

HONORS COME IN FOR YOUNG YOUNG

Joseph Young picked up his first All-America nod of the year when he was singled out as a third team selection by the Sporting News. He was an All-America honorable mention choice by the Associated Press. He is also one of 16 players nationally named to the Jerry West Award finalist list, and was named to the Wooden Award Preseason Top 50.

TOURNAMENTS FOR THE AGES FOR YOUNG

Joseph Young scored 74 points during Oregon's three-game run in the Pac-12 Tournament, which was the third-highest total in tournament history. Only UCLA's Reggie Miller (83) and California's Leon Powe (80) have scored more in the league tourney. He then became Oregon's career leading scorer in NCAA Tournament games, netting 105 in his four NCAA outings as a Duck.

VICTORY OVER DUCKS BODES WELL IN NCAA

In the last eight years, Oregon's NCAA Tournament losses have come to four Final Four teams, including two eventual national champions. The run began with an Elite Eight loss to 2007 national champ Florida, and also includes losses to Mississippi State (2008), national champion Louisville (2013), Final Four team Wisconsin (2014) and national runner-up Wisconsin (2015).

TRENDS

It's an obvious stat, but Oregon was 23-1 when shooting better from the field than the opponent, and 3-9 when being outshot. The only loss for the Ducks when shooting better than the opposition was to Wisconsin in the NCAA Tournament. More telling is that the Ducks were undefeated (17-0) when holding the opposition below 70 points.

OREGON CATEGORY LEADERS

CAREER POINTS

Rank	Pts.	Player	Games	Years
1	2085	Ron Lee	112	1972-76

15	1399	Luke Ridnour	96	2000-03
16	1388	Joseph Young	70	2013-15
17	1325	Jim Barnett	75	1963-66

TWO-SEASON POINTS

Rank	Pts.	Player	Games	Years
1	1388	Joseph Young	70	2014-15
2	1263	Terrell Brandon	57	1990-91

SEASON POINTS

Rank	Pts.	Player	Games	Years
1	745	Terrell Brandon	28	1990-91
	745	Joseph Young	36	2014-15

SEASON FIELD GOALS

Rank	FG	Player	Games	Years
1	273	Terrell Brandon	28	1990-91
2	265	Joseph Young	36	2014-15

SEASON 3-POINT FIELD GOALS

Rank	FG	Player	Games	Years
1	110	Tajuan Porter	35	2006-07
2	94	Orlando Williams	28	1994-95
3	93	Luke Ridnour	35	2001-02
4	91	Joseph Young	36	2014-15
5	90	James Davis	33	2002-03

SEASON FREE THROW PERCENTAGE

Rank	Pct.	Player	Games	Year
1	.925	Joseph Young	36	2014-15
2	.923	Kevin Mixon	28	1990-91

CAREER FREE THROW PERCENTAGE

Rank	Pct.	Player	Games	Years
1	.900	Joseph Young	70	2013-15
2	.871	Tajuan Porter	126	2006-10

CAREER 3-POINT FG PERCENTAGE

Rank	Pct.	Player	Games	Years
1	.481	David Girley	103	1983-87
2	.429	Frank Johnson	59	1987-89
	.429	Jalil Abdul-Bassit	52	2013-15
4	.414	Anthony Lever	93	1999-02

SEASON FIELD GOAL PERCENTAGE

Rank	Pct.	Player	Games	Year
1	.619	Richard Lucas	28	1990-91
2	.597	Jordan Bell	35	2014-15
3	.595	Arsalan Kazemi	35	2012-13

SINGLE GAME BLOCKED SHOTS

Rank	Blks.	Player	Opponent	Date
1	8	Blair Rasmussen	Davidson	12-27-1984
	8	Jordan Bell	Arizona State	1-10-2015
3	6	Jordan Bell	Portland State	11-30-2014
4	5	14 players tied		

SEASON BLOCKED SHOTS

Rank	Blks.	Player	Games	Year
1	94	Jordan Bell	35	2014-15
2	51	Tony Woods	33	2011-12

CAREER BLOCKED SHOTS

Rank	Blks.	Player	Games	Years
1	116	Blair Rasmussen	114	1981-85
2	94	Jordan Bell	35	2014-15



2014-15 REVIEW

OREGON'S RECORD WHEN ...

At home	17-2
On the road.....	5-4
Neutral site.....	4-4
Overtime games	3-1
vs. Top-25 team	2-6
Leading at the half	20-1
Behind at the half	4-9
Tied at the half.....	2-0
Game decided by 1-4 points.....	8-0
Game decided by 5-9 points.....	5-6
Game decided by 10-14 points.....	6-1
Game decided by 15 points or more.....	7-3
UO scores under 50 points.....	0-0
UO scores 50-59 points	1-2
UO scores 60-69 points	5-5
UO scores 70-79 points	9-2
UO scores 80-89 points	7-0
UO scores 90-99 points	3-1
UO scores 100+ points	1-0
Opponent scores 70 or more points	9-10
Opponent scores 60-69 points.....	12-0
Opponent scores 50-59 points.....	5-0
Opponent scores under 50 points	0-0
UO out-rebounds the opponent	17-3
UO is out-rebounded by the opponent	7-7
Same number of rebounds.....	2-0
UO has more assists than opponents	16-3
UO has fewer assists than opponents.....	7-6
Same number of assists	3-1
UO has more steals than opponents.....	12-4
UO has fewer steals than opponents	13-3
Same number of steals.....	1-3
UO has more blocks than opponents	20-4
UO has fewer blocks than opponents.....	4-4
Same number of blocks	2-2
UO has a better shooting percentage	23-1
UO has a worse shooting percentage.....	3-9
Same shooting percentage	0-0
UO shoots 50 percent or better on FGs.....	13-0
UO shoots less than 50 percent on FGs.....	13-10
UO with more TOs than opponents.....	14-5
UO with fewer TOs than opponents.....	10-3
Same number of TOs.....	2-2
UO with more fouls than opponents	10-7
UO with fewer fouls than opponents.....	15-3
Same number of fouls	1-0
UO wearing white uniforms	8-2
UO wearing Hyper Elite white uniforms.....	2-0
UO wearing "Fighting Ducks" yellow uniforms.....	5-2
UO wearing "Oregon" yellow uniforms.....	3-0
UO wearing "Throwback" yellow uniforms	2-0
UO wearing "Fighting Ducks" apple green uniforms	2-1
UO wearing dark green uniforms.....	2-1
UO wearing "Throwback" green uniforms.....	0-2
UO wearing black uniforms.....	1-0
UO wearing dark gray uniforms.....	0-1
UO wearing anthracite uniforms	1-1
UO in November games.....	4-2
UO in December games.....	6-1
UO in January games	5-4
UO in February games.....	6-1
UO in March games	5-2

18 CONSECUTIVE WINNING SEASONS

Dana Altman is one of just seven active head coaches in NCAA Division I that has posted a winning record for 18 consecutive seasons. For Altman, that streak runs from the 1997-98 season to present, and covers his final 13 seasons at Creighton and his first five in Eugene.

Active 18-plus Consecutive Winning Seasons as a Head Coach

1.	39	Jim Boeheim, Syracuse	1976-77 – 2014-15
2.	32	Mike Krzyzewski, Duke	1983-84 – 2014-15+
3.	27	Roy Williams, Kansas, North Carolina	1988-89 – 2014-15x
4.	23	Stew Morrill, Colorado State, Utah State	1992-93 – 2013-14
5.	20	Bill Self, Oral Roberts, Tulsa, Illinois, Kansas	1995-96 – 2014-15
6.	19	Tom Izzo, Michigan State	1996-97 – 2014-15
7.	18	Dana Altman, Creighton, Oregon	1997-98 – 2014-15

+ During the '94-95 season, Krzyzewski coached the team to a 9-3 record before taking a leave of absence to recover from back surgery.

x Stew Morrill retired after the 2014-15 season.

FINISHING STRONG

Under Coach **Dana Altman**, Oregon has a 31-14 record (.689) during the second half of Pac-12 play. That breaks down to 4-5 in 2011, 7-2 in 2012, 5-4 in 2013, 7-2 in 2014 and 8-1 in 2015. Only Arizona (34) and UCLA (32) had won more over the last five seasons.

Second Half of Pac-12 Play, 2011-15

Arizona	34-11	.756
UCLA	32-13	.711
Oregon	31-14	.689
California	25-20	.556
Colorado	19-17*	.528
Washington	22-23	.489
Utah	17-19*	.472
Arizona State	20-25	.444
Stanford	20-25	.444
Oregon State	16-29	.356
USC	16-29	.356
Washington State	14-31	.311

*joined Pac-12 in 2011-12

DUCKS SWAT SHOTS AT RECORD PACE

Led by **Jordan Bell's** school record 94 blocks, the Ducks set the UO team season record for blocked shots. The Ducks had 157 on the season, 11 more than the prior mark of 146 in 2012-13. Nov. 30 versus Portland State, the Ducks set school and Matthew Knight Arena records with 12 blocks, as Bell swatted six.

BELL'S BLOCK PARTY

Freshman **Jordan Bell** accumulated blocks on an historic level. It took him just 17 games to break the UO season record. With 94 on the year, he's already second on the UO *career* list. At 2.7 blocks per game, he ranked 18th nationally. The 94 blocks is also the second-highest season total ever by a freshman in the Pac-12. During the Jan. 10 contest versus Arizona State, Bell tied the UO single-game record with eight blocks, matching the mark originally set by **Blair Rasmussen** on Dec. 27, 1984, versus Davidson.

ROOKIES TAKING CARE OF THE BALL

Freshman **Casey Benson** had an impressive assist-to-turnover ratio of 3.13-to-1. That would have been among the Pac-12 leaders if he would have met the minimum 3.0 assists per game. Another freshman, **Ahmaad Rorie**, was second on the squad with a 1.83 A/TO. In Pac-12 games, the two freshmen point guards combined for 65 assists and just 22 turnovers.

FRESHMEN CONTRIBUTORS

Oregon's freshmen accounted for 32 percent of the team's scoring (24.2 points per game), 42 percent of the total rebounds (15.1 rpg), 49 percent of the assists (6.9 apg) and 77 percent of the blocked shots (3.4 bpg). **Dillon Brooks** was the No. 3 freshman scorer in the Pac-12 (11.5 ppg). He scored a career-high 24 points Dec. 13 versus Illinois. Additionally, after averaging 14.5 points and 5.0 rebounds per game for the two contests played in Brooklyn, he was named to the Progressive Legends Classic all-tournament team.



2014-15 REVIEW

NATIONAL RANKINGS - TEAM

Oregon ranked among the top 25 nationally in scoring and free throw percentage.

	Stat	NCAA Rank	Pac-12 Rank
Scoring	75.4 ppg	23	2
Scoring Margin	+4.5 ppg		4
FG Pct.	.463	50	3
3FG Per Game	7.3		2
3FG Pct.	.362		4
3 FG Pct. Defense	.330		3
FT Pct.	.761	12	1
Rebounds	36.1 rpg		5
Assists	14.1 apg		2
Blocks	4.4 bpg		3
A-T Ratio	1.2-to-1		3

NATIONAL RANKINGS - INDIVIDUAL

Individually, **Joseph Young** is among the national leaders in scoring and free throw percentage, while **Jordan Bell** is among the blocks leaders. Young leads in the Pac-12 in scoring and free throw percentage, while Bell is first in blocks.

Joseph Young	Stat	NCAA Rank	Pac-12 Rank
Scoring	20.7 ppg	9	1
Assists	3.7 apg		6
FT Pct.	.925	2	1
3FG Per Game	2.5		2
A-TO	1.5-to-1		9
Minutes Played	36.7 mpg		2
Jalil Abdul-Bassit			
3FG Pct.	.434		5
Jordan Bell			
Rebounding	6.1 rpg		16
Blocks	2.7 bpg	18	1
Dwayne Benjamin			
Rebounding	5.8 rpg		18
Dillon Brooks			
Scoring	11.5 ppg		25
FT Pct.	.825		7
Elgin Cook			
Scoring	13.0 ppg		18
FG Pct.	.520		7

YOUNG PAC-12 CAREER LEADER IN FT PCT; SECOND NATIONALLY AT FT LINE IN 2014-15

Joseph Young was one of the top free throw shooters in the nation during his career. In 2014-15, he missed just 10 times in 36 games (124-of-134) and only five times in Pac-12 play (53-of-58). Young finished the year second nationally at 92.5 percent. More impressively, he set the Pac-12 and Oregon career free throw percentage marks at .900 (279-of-310). Coming into the season, Jerome Randle of California was the Pac-12 leader (.881), while **Tajuan Porter** (.871) was the UO leader.

YOUNG JOINS 2,000-POINT CLUB

Joseph Young was one of 11 active players who reached 2,000 points at the Division I level during the 2014-15 season. He was joined by Tyler Haws (Brigham Young), Antoine Mason (Auburn), Chasson Randle (Stanford), D'Angelo Harrison (St. John's), Marcus Thornton (William & Mary), Chavaughn Lewis (Marist), Johnny Dee (San Diego), Keifer Sykes (Green Bay), D.J. Newbill (Penn State) and Ladontae Henton (Providence).

YOUNG JOINS 1,000 POINT CLUB AT OREGON

Jan. 22 against USC, **Joseph Young** became the 33rd member of Oregon's 1,000 point club. He finished his career with 1,388 points at Oregon, and 2,304 overall at both Oregon and Houston. Young is just the fourth player in school history to score 1,000 points in his first two seasons at Oregon, joining **Terrell Brandon** (1,263/1990-91), **Antoine Stoudamire** (1,010/1992-93) and **Stan Love** (1,005/1969-70). Young scored 916 points while at Houston.

DUCKS SET FIVE-YEAR, FOUR-YEAR, THREE-YEAR VICTORY RECORDS

Dana Altman has led Oregon to 123 victories, which is the best five-year win total in school history. Oregon broke the mark of 113 wins set from 1935-40, and matched last year (2009-14). The Ducks also established a new mark for wins over a four-year span at 102. That previous mark (97) was set just last season (2010-14). Oregon has also won 100 games in four years for the first time in program history. Additionally the Ducks now own the school three-year win record with 78, breaking the mark (76) set 2011-14.

DUCKS END BAY AREA JINX

Oregon exorcised a couple of demons on the trip to the Bay Area. The Ducks snapped Cal's 12-game series winning streak with the 80-69 victory Feb. 25 in Berkeley. It was also **Dana Altman's** first win over the Golden Bears in seven attempts. Then Oregon topped Stanford 73-70 on March 1 to give the Ducks their first sweep in the Bay Area in 39 years. The Ducks hadn't gone home with two wins in the Bay Area since the 1975-76 season.



2014-15 REVIEW

2014-15 SEASON HONORS

Dana Altman

Pac-12 Coach of the Year
 Jim Phelan Coach of the Year Finalist
 Skip Prosser Man of the Year Finalist
 NABC District 20 Coach of the Year

Joseph Young

Pac-12 Player of the Year
 All-America 3rd Team (Sporting News)
 All-America Honorable Mention (Associated Press)
 Pac-12 All-First Team

Pac-12 All-Tournament Team
 NABC District 20 All-First Team
 Pac-12 Player of the Week (Feb. 2-8)
 Jerry West Award Finalist
 Wooden Award Preseason Top 50

Elgin Cook

Pac-12 All-Second Team

Jordan Bell

Pac-12 All-Freshman
 Pac-12 All-Defensive Team

Dillon Brooks

Pac-12 All-Freshman

Casey Benson

NCAA Leadership Forum

UO CAREER COACHING VICTORIES

Rank	Wins	Coach	Years
1	235	Ernie Kent	1997-10
2	212	Howard Hobson	1935-47
3	180	W.J. Reinhart	1923-35
4	179	Steve Belko	1956-71
5	123	Dana Altman	2010-
6	116	Don Monson	1983-92
7	112	Dick Harter	1971-78

MOST TEAM WINS, FIVE-SEASON SPAN

Seasons	Wins
2010-15	123
1935-40	113
2009-14	113
1936-41	111

MOST TEAM WINS, FOUR-SEASON SPAN

Seasons	Wins
2011-15	102
2010-14	97
1935-39	94
1936-40	93

MOST TEAM WINS, THREE-SEASON SPAN

Seasons	Wins
2012-15	78
2011-14	76
1936-39	74

MOST NBA GAMES PLAYED, OREGON ALUMNI

Player (Years at Oregon)	NBA Games Played
Luke Ridnour (2001-03)	830
Greg Ballard (1974-77)	802
Jim Barnett (1964-66).....	732
Terrell Brandon (1990-91).....	724
Steve "Snapper" Jones (1962-64)	704

2014-15 STARTING LINEUPS

Opponent (W/L)	G	G	G/F	F	F/C
Coppin State (W)	Young	Rorie	Brooks	Cook	Benjamin
Detroit (W)	Young	Rorie	Brooks	Cook	Benjamin
Toledo (W)	Young	Rorie	Brooks	Cook	Benjamin
Michigan (L)	Young	Rorie	Brooks	Cook	Benjamin
VCU (L)	Benson	Young	Rorie	Brooks	Cook
Portland State (W)	Benson	Young	Rorie	Brooks	Cook
Concordia (Ore.) (W)	Benson	Young	Rorie	Brooks	Cook
Ole Miss (L)	Young	Rorie	Brooks	Cook	Benjamin
Illinois (W)	Abdul-Bassit	Rorie	Brooks	Cook	Benjamin
Cal State Northridge (W)	Young	Rorie	Brooks	Cook	Benjamin
Delaware State (W)	Benson	Young	Abdul-Bassit	Bell	Cook
UC Santa Barbara (W)	Benson	Young	Brooks	Bell	Cook
UC Irvine (W)	Benson	Young	Brooks	Cook	Benjamin
Oregon State (W)	Benson	Young	Brooks	Cook	Benjamin
Arizona (L)	Benson	Young	Brooks	Bell	Cook
Arizona State (W)	Benson	Young	Brooks	Bell	Cook
Washington State (L)	Young Rorie	Brooks	Bell	Cook	
Washington (L)	Young	Rorie	Brooks	Bell	Cook
USC (W)	Young	Rorie	Brooks	Bell	Cook
UCLA (W)	Young	Rorie	Abdul-Bassit	Bell	Cook
Arizona (L)	Young	Rorie	Abdul-Bassit	Bell	Cook
Arizona State (W)	Young	Abdul-Bassit	Brooks	Bell	Cook
Washington (W)	Young	Abdul-Bassit	Brooks	Bell	Cook
Washington State (W)	Young	Abdul-Bassit	Brooks	Cook	Benjamin
USC (W)	Young	Abdul-Bassit	Brooks	Cook	Benjamin
UCLA (L)	Young	Abdul-Bassit	Brooks	Cook	Benjamin
Colorado (W)	Young	Abdul-Bassit	Brooks	Bell	Cook
Utah (W)	Young	Abdul-Bassit	Brooks	Bell	Cook
California (W)	Young	Abdul-Bassit	Brooks	Bell	Cook
Stanford (W)	Young	Abdul-Bassit	Brooks	Bell	Cook
Oregon State (W)	Young	Abdul-Bassit	Brooks	Bell	Cook
Colorado (W)	Young	Abdul-Bassit	Brooks	Cook	Benjamin
Utah (W)	Young	Abdul-Bassit	Brooks	Bell	Cook
Arizona (L)	Young	Abdul-Bassit	Brooks	Bell	Cook
Oklahoma State (W)	Young	Abdul-Bassit	Brooks	Bell	Cook
Wisconsin (L)	Young	Abdul-Bassit	Brooks	Bell	Cook

Number of different lineups: 10

Record with different lineups (sorted by most starts):

- 9-2 Young, Abdul-Bassit, Brooks, Bell, Cook
- 4-2 Young, Rorie, Brooks, Cook, Benjamin
- 3-1 Young, Abdul-Bassit, Brooks, Cook, Benjamin
- 2-1 Benson, Young, Rorie, Brooks, Cook
- 2-1 Benson, Young, Brooks, Bell, Cook
- 1-2 Young, Rorie, Brooks, Bell, Cook
- 2-0 Benson, Young, Brooks, Cook, Benjamin
- 1-1 Young, Rorie, Abdul-Bassit, Bell, Cook
- 1-0 Abdul-Bassit, Rorie, Brooks, Cook, Benjamin
- 1-0 Benson, Young, Abdul-Bassit, Bell, Cook

Career starts at UO: Young 69 Cook 37



2014-15 STATISTICS

2014-15 Oregon Ducks Oregon Combined Team Statistics (as of Mar 22, 2015) All games

Overall record: 26-10 Conf: 13-5 Home: 17-2 Away: 5-4 Neutral: 4-4

#	Player	gp-gs	min	Total		3-Point		F-Throw		Rebounds			avg	pf	dq	a	to	blk	stl	pts	avg	
				fg-fga	fg%	3fg-fga	3fg%	ft-fga	ft%	off	def	tot										
03	Young, Joseph	36-35	1322	36.7	265-592	.448	91-255	.357	124-134	.925	19	141	160	4.4	51	0	135	87	1	41	745	20.7
23	Cook, Elgin	36-36	1059	29.4	169-325	.520	5-20	.250	125-171	.731	52	136	188	5.2	117	4	59	80	6	38	468	13.0
24	Brooks, Dillon	36-33	1020	28.3	150-329	.456	28-83	.337	85-103	.825	62	114	176	4.9	111	4	65	73	20	18	413	11.5
00	Benjamin, Dwayne	34-13	789	23.2	111-248	.448	36-102	.353	29-59	.492	57	139	196	5.8	70	0	35	26	15	30	287	8.4
15	Abdul-Bassit, Jalil	35-19	699	20.0	99-227	.436	59-136	.434	31-38	.816	19	42	61	1.7	80	2	25	35	12	21	288	8.2
01	Bell, Jordan	35-20	831	23.7	83-139	.597	0-0	.000	11-21	.524	66	148	214	6.1	95	4	47	37	94	28	177	5.1
14	Rorie, Ahmaad	36-15	675	18.8	52-125	.416	16-48	.333	29-39	.744	14	65	79	2.2	45	0	66	36	4	6	149	4.1
02	Benson, Casey	36-9	707	19.6	42-109	.385	25-73	.342	17-25	.680	8	61	69	1.9	56	0	72	23	1	23	126	3.5
25	Chandler, Michael	19-0	101	5.3	14-28	.500	0-0	.000	14-20	.700	15	11	26	1.4	21	0	0	11	2	2	42	2.2
41	Sorkin, Roman	8-0	35	4.4	5-11	.455	2-6	.333	1-2	.500	1	7	8	1.0	2	0	1	3	1	0	13	1.6
11	Friedman, Theo	5-0	20	4.0	2-5	.400	1-2	.500	0-0	.000	1	3	4	0.8	1	0	3	0	0	0	5	1.0
04	Heller, Max	2-0	7	3.5	0-0	.000	0-0	.000	0-0	.000	0	0	0	0.0	1	0	0	1	0	0	0	0.0
32	Jensen, Tim	7-0	23	3.3	0-3	.000	0-0	.000	0-0	.000	2	3	5	0.7	3	0	0	1	1	0	0	0.0
35	Piganelli, Anthony	4-0	6	1.5	0-1	.000	0-0	.000	0-0	.000	0	0	0	0.0	1	0	0	0	0	0	0	0.0
10	Noebel, Charlie	4-0	6	1.5	0-1	.000	0-1	.000	0-0	.000	0	1	1	0.3	1	0	0	2	0	0	0	0.0
Team											56	55	111				6					
Total.....		36	7300		992-2143	.463	263-726	.362	466-612	.761	372	926	1298	36.1	655	14	508	421	157	207	2713	75.4
Opponents.....		36	7300		902-2136	.422	232-704	.330	514-739	.696	418	834	1252	34.8	624	-	429	413	96	201	2550	70.8

TEAM STATISTICS	ORE	OPP	Date	Opponent	Score	Att.			
SCORING	2713	2550	11-14-14	COPPIN STATE	w	107-65	5476		
Points per game	75.4	70.8	11-17-14	DETROIT	w	83-66	5051		
Scoring margin	+4.5	-	11-21-14	TOLEDO	w	78-68	5790		
FIELD GOALS-ATT	992-2143	902-2136	11-24-14	vs Michigan	L	63-70	8465		
Field goal pct	.463	.422	11-25-14	vs VCU	L	63-77	8093		
3 POINT FG-ATT	263-726	232-704	11-30-14	PORTLAND STATE	w	81-59	5040		
3-point FG pct	.362	.330	12-03-14	CONCORDIA	w	94-63	4909		
3-pt FG made per game	7.3	6.4	12-07-14	OLE MISS	L	73-79	6256		
FREE THROWS-ATT	466-612	514-739	12-13-14	vs Illinois	w	77-70	13759		
Free throw pct	.761	.696	12-17-14	CAL STATE NORTHRIDGE	w	79-56	4914		
F-Throws made per game	12.9	14.3	12-20-14	DELAWARE STATE	w	83-70	5530		
REBOUNDS	1298	1252	12-22-14	UC SANTA BARBARA	Wot	82-78	5396		
Rebounds per game	36.1	34.8	12-29-14	UC IRVINE	Wot	69-67	5421		
Rebounding margin	+1.3	-	* 01-03-15	OREGON STATE	w	71-59	7314		
ASSISTS	508	429	* 01-08-15	ARIZONA	L	62-80	8829		
Assists per game	14.1	11.9	* 01-10-15	ARIZONA STATE	w	59-56	5637		
TURNOVERS	421	413	* 01-15-15	at Washington State	Lot	99-108	3584		
Turnovers per game	11.7	11.5	* 01-18-15	at Washington	L	77-85	6912		
Turnover margin	-0.2	-	* 01-22-15	USC	w	75-67	5652		
Assist/turnover ratio	1.2	1.0	* 01-24-15	UCLA	w	82-64	7301		
STEALS	207	201	* 01-28-15	at Arizona	L	56-90	14655		
Steals per game	5.8	5.6	* 01-30-15	at Arizona State	Wot	68-67	6127		
BLOCKS	157	96	* 02-04-15	WASHINGTON	w	78-74	5866		
Blocks per game	4.4	2.7	* 02-08-15	WASHINGTON STATE	w	95-72	7121		
ATTENDANCE	117962	173420	* 02-11-15	at USC	w	80-75	2836		
Home games-Avg/Game	19-6209	9-7695	* 02-14-15	at UCLA	L	63-72	10006		
Neutral site-Avg/Game	-	8-13020	* 02-18-15	COLORADO	w	73-60	5734		
Score by Periods	1st	2nd	OT	Totals	* 02-22-15	UTAH	w	69-58	10725
Oregon	1325	1352	36	2713	* 02-25-15	at California	w	80-69	8566
Opponents	1192	1320	38	2550	* 03-01-15	at Stanford	w	73-70	7233
					* 03-04-56	at Oregon State	w	65-62	9339
					03-12-15	vs Colorado	w	93-85	12916
					03-13-15	vs Utah	w	67-64	12916
					03-14-15	vs Arizona	L	52-80	12916
					03-20-15	vs Oklahoma State	w	79-73	17534
					03-22-15	vs Wisconsin	L	65-72	17563

* - Conference game



2014-15 STATISTICS

2014-15 Oregon Ducks Oregon Combined Team Statistics (as of Mar 05, 2015) Conference games

RECORD:	OVERALL	HOME	AWAY	NEUTRAL
ALL GAMES	13-5	8-1	5-4	0-0
CONFERENCE	13-5	8-1	5-4	0-0
NON-CONFERENCE	0-0	0-0	0-0	0-0

#	Player	gp-gs	min	Total			3-Point		F-Throw		Rebounds			pf	dq	a	to	blk	stl	pts	avg			
				fg-fga	fg%	3fg-fga	3fg%	ft-fga	ft%	off	def	tot	avg											
03	Young, Joseph	18-18	676	37.6	131-295	.444	44-114	.386	53-58	.914	7	63	70	3.9	27	0	60	34	0	21	359	19.9		
23	Cook, Elgin	18-18	549	30.5	92-169	.544	4-12	.333	79-102	.775	24	62	86	4.8	56	1	28	44	3	18	267	14.8		
24	Brooks, Dillon	18-16	483	26.8	57-139	.410	8-32	.250	44-53	.830	21	59	80	4.4	51	2	25	34	9	7	166	9.2		
00	Benjamin, Dwayne	18-4	405	22.5	65-121	.537	24-54	.444	12-26	.462	28	66	94	5.2	37	0	12	11	5	16	166	9.2		
15	Abdul-Bassit, Jalil	18-12	363	20.2	48-122	.393	27-69	.391	21-25	.840	12	18	30	1.7	42	2	11	24	5	8	144	8.0		
01	Bell, Jordan	17-14	440	25.9	40-65	.615	0-0	.000	9-18	.500	33	71	104	6.1	51	2	23	17	40	17	89	5.2		
14	Rorie, Ahmaad	18-5	348	19.3	24-55	.436	5-18	.278	9-12	.750	3	32	35	1.9	26	0	37	15	0	5	62	3.4		
02	Benson, Casey	18-3	293	16.3	13-42	.310	9-29	.310	8-11	.727	5	20	25	1.4	25	0	28	7	1	7	43	2.4		
41	Sorkin, Roman	7-0	33	4.7	5-10	.500	2-5	.400	1-2	.500	1	6	7	1.0	2	0	1	3	1	0	13	1.9		
25	Chandler, Michael	13-0	60	4.6	4-13	.308	0-0	.000	8-12	.667	8	8	16	1.2	13	0	0	6	1	1	16	1.2		
Team											27	24	51											
Total.....		18	3650		479-1031	.465	123-333	.369	244-319	.765	169	429	598	33.2	330	7	225	199	65	100	1325	73.6		
Opponents.....		18	3650		461-1035	.445	107-347	.308	259-376	.689	204	411	615	34.2	318	-	222	208	46	95	1288	71.6		

TEAM STATISTICS	ORE	OPP	Date	Opponent	Score	Att.
SCORING	1325	1288	* 01-03-15	OREGON STATE	W 71-59	7314
Points per game	73.6	71.6	* 01-08-15	ARIZONA	L 62-80	8829
Scoring margin	+2.1	-	* 01-10-15	ARIZONA STATE	W 59-56	5637
FIELD GOALS-ATT	479-1031	461-1035	* 01-15-15	at Washington State	Lot 99-108	3584
Field goal pct	.465	.445	* 01-18-15	at Washington	L 77-85	6912
3 POINT FG-ATT	123-333	107-347	* 01-22-15	USC	W 75-67	5652
3-point FG pct	.369	.308	* 01-24-15	UCLA	W 82-64	7301
3-pt FG made per game	6.8	5.9	* 01-28-15	at Arizona	L 56-90	14655
FREE THROWS-ATT	244-319	259-376	* 01-30-15	at Arizona State	Wot 68-67	6127
Free throw pct	.765	.689	* 02-04-15	WASHINGTON	W 78-74	5866
F-Throws made per game	13.6	14.4	* 02-08-15	WASHINGTON STATE	W 95-72	7121
REBOUNDS	598	615	* 02-11-15	at USC	W 80-75	2836
Rebounds per game	33.2	34.2	* 02-14-15	at UCLA	L 63-72	10006
Rebounding margin	-0.9	-	* 02-18-15	COLORADO	W 73-60	5734
ASSISTS	225	222	* 02-22-15	UTAH	W 69-58	10725
Assists per game	12.5	12.3	* 02-25-15	at California	W 80-69	8566
TURNOVERS	199	208	* 03-01-15	at Stanford	W 73-70	7233
Turnovers per game	11.1	11.6	* 03-04-56	at Oregon State	W 65-62	9339
Turnover margin	+0.5	-	* - Conference game			
Assist/turnover ratio	1.1	1.1				
STEALS	100	95				
Steals per game	5.6	5.3				
BLOCKS	65	46				
Blocks per game	3.6	2.6				
ATTENDANCE	64179	69258				
Home games-Avg/Game	9-7131	9-7695				
Neutral site-Avg/Game	-	0-0				

Score by Periods	1st	2nd	OT	Totals
Oregon	680	632	13	1325
Opponents	592	675	21	1288



2014-15 POINTS - REBOUNDS - ASSISTS

2014-15 Oregon Ducks
Oregon Points-Rebounds-Assists (as of Mar 27, 2015)
All games

Opponent	Date	Score	00	01	02	03	04	10	11	14	15	23	24	25
			BENJAMIN,D	BELL,JORDA	BENSON,CA	YOUNG,JOSE	HELLER,MAX	NOEBEL,CHA	FRIEDMAN,T	RORIE,AHMA	ABDUL-BASS	COOK,ELGIN	BROOKS,DIL	CHANDLER,
CSUM	11-14-14	107-65 w	3-7-2	8-12-2	13-2-3	32-5-8	DNP	0-0-0	5-0-0	10-5-3	7-2-2	15-4-2	14-6-3	DNP
DETROIT	11-17-14	83-66 w	8-7-1	6-9-4	0-4-1	22-5-4	DNP	DNP	DNP	6-5-4	17-6-1	10-3-0	14-2-1	DNP
TOLEDO	11-21-14	78-68 w	11-12-1	6-6-1	5-4-3	24-3-3	DNP	DNP	0-1-0	4-3-2	5-0-0	13-12-1	10-3-5	DNP
vs MICH	11-24-14	63-70 L	8-11-2	2-5-1	0-1-0	20-2-3	DNP	DNP	DNP	3-2-2	3-2-0	13-6-0	14-7-2	DNP
vs VCU	11-25-14	63-77 L	DNP	0-1-2	11-4-1	9-5-5	DNP	DNP	DNP	10-4-1	7-1-1	11-9-1	15-3-3	DNP
PSU	11-30-14	81-59 w	DNP	10-10-0	13-1-3	19-9-7	DNP	0-0-0	0-0-0	2-2-2	19-2-2	2-4-1	16-14-4	DNP
CU	12-03-14	94-63 w	11-6-1	10-11-1	8-4-6	20-8-6	0-0-0	0-1-0	0-2-2	4-3-3	8-3-1	19-8-1	14-11-3	DNP
OM	12-07-14	73-79 L	5-7-3	2-4-1	3-4-3	17-1-3	DNP	DNP	DNP	10-4-2	0-5-0	15-4-1	21-5-2	DNP
vs ILL	12-13-14	77-70 w	13-5-3	2-7-1	2-4-2	15-4-5	DNP	DNP	DNP	11-3-2	0-1-1	10-7-2	24-5-4	DNP
CSUN	12-17-14	79-56 w	6-10-1	4-2-5	6-1-2	18-8-4	0-0-0	0-0-0	0-1-1	9-3-1	8-0-1	3-5-6	12-6-0	13-2-0
DSUM	12-20-14	83-70 w	2-4-1	9-4-1	5-1-7	23-7-1	DNP	DNP	DNP	10-3-3	12-2-3	10-10-1	7-5-1	5-4-0
UCSB	12-22-14	82-78 w	0-2-2	5-10-1	7-3-2	25-11-4	DNP	DNP	DNP	2-0-2	20-2-0	5-2-4	12-2-2	6-3-0
UCI	12-29-14	69-67 w	18-5-2	4-8-1	0-2-4	11-3-3	DNP	DNP	DNP	5-2-0	DNP	14-8-5	15-4-3	2-1-0
OSU	01-03-15	71-59 w	2-1-2	8-9-1	0-0-2	27-3-1	DNP	DNP	DNP	5-4-3	0-0-0	18-9-0	10-4-1	1-2-0
ARIZ	01-08-15	62-80 L	4-3-0	11-5-0	8-1-0	12-3-2	DNP	DNP	DNP	7-1-0	3-3-3	6-2-0	9-4-2	2-3-0
ASU	01-10-15	59-56 w	4-3-0	8-6-2	3-3-2	16-3-2	DNP	DNP	DNP	2-2-3	2-1-0	14-4-0	9-2-1	1-1-0
at WSU	01-15-15	99-108 L	7-4-0	5-5-0	2-0-1	32-5-3	DNP	DNP	DNP	4-6-8	12-0-0	26-10-0	11-3-2	DNP
at UW	01-18-15	77-85 L	15-5-1	8-9-3	3-2-5	8-0-4	DNP	DNP	DNP	6-2-3	9-1-0	8-4-0	16-3-4	4-2-0
USC	01-22-15	75-67 w	5-3-0	2-13-4	5-3-1	19-7-2	DNP	DNP	DNP	4-2-3	11-3-0	15-5-1	12-3-0	2-3-0
UCLA	01-24-15	82-64 w	15-4-2	6-7-5	0-2-3	16-4-0	DNP	DNP	DNP	10-3-3	10-2-0	11-2-2	8-2-1	4-1-0
at ARIZ	01-28-15	56-90 L	0-3-1	6-4-0	0-1-1	12-0-2	DNP	DNP	DNP	1-1-1	8-0-1	16-4-2	11-2-1	2-1-0
at ASU	01-30-15	68-67 w	8-3-0	6-6-0	0-2-1	14-3-7	DNP	DNP	DNP	4-1-1	6-3-0	23-6-0	4-4-1	0-1-0
UW	02-04-15	78-74 w	6-4-2	4-8-2	3-2-1	32-3-2	DNP	DNP	DNP	0-0-0	9-1-2	16-2-1	8-8-1	0-1-0
WSU	02-08-15	95-72 w	25-5-1	DNP	3-3-4	29-10-8	DNP	DNP	DNP	3-2-1	11-2-1	7-5-5	9-7-2	0-1-0
at USC	02-11-15	80-75 w	6-6-0	8-4-1	0-1-0	26-5-1	DNP	DNP	DNP	2-5-4	8-2-0	15-7-6	15-4-1	DNP
at UCLA	02-14-15	63-72 L	4-7-1	0-2-0	3-0-1	18-2-6	DNP	DNP	DNP	0-1-1	24-2-1	12-5-4	2-4-1	0-0-0
COLO	02-18-15	73-60 w	11-13-1	6-3-0	1-1-0	23-3-6	DNP	DNP	DNP	2-2-1	3-3-1	13-3-3	14-6-2	DNP
UTAH	02-22-15	69-58 w	9-5-1	2-6-4	3-2-1	14-4-2	DNP	DNP	DNP	5-1-1	5-2-0	12-4-0	19-7-1	0-0-0
at CAL	02-25-15	80-69 w	18-10-0	6-4-0	4-2-0	25-4-3	DNP	DNP	DNP	3-1-2	4-0-0	17-4-1	3-10-1	DNP
at STAN	03-01-15	73-70 w	15-8-0	2-4-0	5-0-3	21-5-3	DNP	DNP	DNP	2-0-1	7-4-2	21-5-2	0-1-0	0-0-0
at OSU	03-04-15	65-62 w	12-7-0	1-9-1	0-0-2	15-6-6	DNP	DNP	DNP	2-1-1	12-1-0	17-5-1	6-6-3	DNP
vs CU	03-12-15	93-85 w	12-8-3	0-4-0	5-3-2	30-7-4	DNP	DNP	DNP	0-0-0	15-0-1	20-2-1	11-8-0	0-0-0
vs UTAH	03-13-15	67-64 w	8-4-0	2-3-0	2-3-2	25-4-3	DNP	DNP	DNP	0-1-0	3-0-0	13-3-0	14-3-2	DNP
vs UA	03-14-15	52-80 L	2-2-0	4-2-2	3-0-0	19-1-4	DNP	DNP	DNP	0-1-0	3-3-0	8-4-1	13-4-1	0-0-0
vs OKST	03-20-15	79-73 w	6-4-0	6-5-0	0-2-1	27-4-4	DNP	DNP	DNP	0-0-0	5-2-0	18-5-3	17-4-3	DNP
vs WIS	03-22-15	65-72 L	8-8-1	8-7-1	0-1-2	30-3-4	DNP	DNP	DNP	1-3-2	12-0-1	2-6-1	4-4-1	DNP

Opponent	Date	Score	32	35	41
			JENSEN,TIM	PIGANELLI,	SORKIN,ROM
CSUM	11-14-14	107-65 w	0-2-0	0-0-0	DNP
DETROIT	11-17-14	83-66 w	0-0-0	DNP	DNP
TOLEDO	11-21-14	78-68 w	0-0-0	DNP	DNP
vs MICH	11-24-14	63-70 L	DNP	DNP	DNP
vs VCU	11-25-14	63-77 L	DNP	DNP	DNP
PSU	11-30-14	81-59 w	0-2-0	0-0-0	DNP
CU	12-03-14	94-63 w	0-0-0	0-0-0	DNP
OM	12-07-14	73-79 L	DNP	DNP	DNP
vs ILL	12-13-14	77-70 w	0-0-0	DNP	DNP
CSUN	12-17-14	79-56 w	0-1-0	0-0-0	DNP
DSUM	12-20-14	83-70 w	DNP	DNP	DNP
UCSB	12-22-14	82-78 w	DNP	DNP	DNP
UCI	12-29-14	69-67 w	DNP	DNP	DNP
OSU	01-03-15	71-59 w	DNP	DNP	DNP
ARIZ	01-08-15	62-80 L	DNP	DNP	DNP
ASU	01-10-15	59-56 w	DNP	DNP	DNP
at WSU	01-15-15	99-108 L	DNP	DNP	DNP
at UW	01-18-15	77-85 L	DNP	DNP	DNP
USC	01-22-15	75-67 w	DNP	DNP	DNP
UCLA	01-24-15	82-64 w	DNP	DNP	2-1-0
at ARIZ	01-28-15	56-90 L	DNP	DNP	0-1-0
at ASU	01-30-15	68-67 w	DNP	DNP	3-3-0
UW	02-04-15	78-74 w	DNP	DNP	0-0-0
WSU	02-08-15	95-72 w	DNP	DNP	8-2-1
at USC	02-11-15	80-75 w	DNP	DNP	0-0-0
at UCLA	02-14-15	63-72 L	DNP	DNP	DNP
COLO	02-18-15	73-60 w	DNP	DNP	DNP
UTAH	02-22-15	69-58 w	DNP	DNP	0-0-0
at CAL	02-25-15	80-69 w	DNP	DNP	DNP
at STAN	03-01-15	73-70 w	DNP	DNP	DNP
at OSU	03-04-15	65-62 w	DNP	DNP	DNP
vs CU	03-12-15	93-85 w	DNP	DNP	DNP
vs UTAH	03-13-15	67-64 w	DNP	DNP	DNP
vs UA	03-14-15	52-80 L	DNP	DNP	0-1-0
vs OKST	03-20-15	79-73 w	DNP	DNP	DNP
vs WIS	03-22-15	65-72 L	DNP	DNP	DNP



2014-15 GAME-BY-GAME STATS

2014-15 Oregon Ducks Oregon Team Game-by-Game Comparison (as of Mar 22, 2015) All games

Opponent	1st	2nd	Score	Mar	Total FG	FG Pct	3-Pointers	3FG Pct	Free Throws	FT Pct	Rebounds	Assist	T/Over	Block	Steal	Fouls
COPPIN STATE	60/27	47/38	107-65	+42	41-73/21-67	.562/.313	14-23/12-30	.609/.400	11-17/11-20	.647/.550	49/35 +14	25/10	11/16	5/6	9/6	17/18
DETROIT	35/35	48/31	83-66	+17	30-67/24-67	.448/.358	9-33/7-17	.273/.412	14-22/11-14	.636/.786	47/37 +10	16/9	14/13	6/0	6/8	16/21
TOLEDO	36/34	42/34	78-68	+10	26-63/25-66	.413/.379	6-18/11-27	.333/.407	20-24/7-13	.833/.538	46/36 +10	16/10	9/11	7/4	4/6	16/20
Michigan	27/33	36/37	63-70	(7)	23-59/21-46	.390/.457	5-19/5-13	.263/.385	12-18/23-29	.667/.793	41/29 +12	10/11	14/8	2/3	3/3	24/16
VCU	27/35	36/42	63-77	(14)	21-56/28-56	.375/.500	9-27/6-17	.333/.353	12-13/15-24	.923/.625	31/40 (9)	14/15	20/20	4/4	9/6	19/18
PORTLAND STATE	50/30	31/29	81-59	+22	29-64/17-66	.453/.258	11-26/4-20	.423/.200	12-13/21-29	.923/.724	46/40 +6	19/6	11/9	12/4	5/6	21/15
CONCORDIA	47/26	47/37	94-63	+31	42-80/27-76	.525/.355	5-26/4-18	.192/.222	5-12/5-9	.417/.556	60/30 +30	24/12	16/13	7/4	9/6	12/14
OLE MISS	33/47	40/32	73-79	(6)	24-64/27-65	.375/.415	8-31/5-12	.258/.417	17-23/20-27	.739/.741	39/46 (7)	15/10	8/8	4/2	3/4	21/20
Illinois	35/39	42/31	77-70	+7	30-65/23-64	.462/.359	5-12/7-19	.417/.368	12-15/17-20	.800/.850	40/40 -	20/17	12/9	6/5	2/5	18/18
CAL STATE NORTHRIDGE	39/30	40/26	79-56	+23	28-64/19-56	.438/.339	9-22/1-7	.409/.143	14-19/17-24	.737/.708	43/36 +7	21/10	11/13	5/4	8/5	18/19
DELAWARE STATE	38/27	45/43	83-70	+13	31-66/24-63	.470/.381	10-21/9-25	.476/.360	11-15/13-19	.733/.684	41/35 +6	18/10	12/11	7/2	6/3	18/12
UC SANTA BARBARA	36/30	35/41	82-78	+4	30-56/27-65	.536/.415	8-23/9-17	.348/.529	14-17/15-19	.824/.789	38/30 +8	17/10	17/11	7/2	7/10	21/16
UC IRVINE	26/33	31/24	69-67	+2	27-63/26-62	.429/.419	6-20/6-20	.300/.300	9-13/9-12	.692/.750	38/29 +9	18/12	18/10	4/3	5/10	16/15
OREGON STATE	29/27	42/32	71-59	+12	23-47/19-54	.489/.352	6-13/4-15	.462/.267	19-24/17-23	.792/.739	35/28 +7	10/9	14/12	8/4	7/4	20/22
ARIZONA	34/39	28/41	62-80	(18)	20-56/27-56	.357/.482	4-20/2-11	.200/.182	18-22/24-30	.818/.800	27/40 (13)	7/9	13/12	7/2	8/7	20/21
ARIZONA STATE	25/23	34/33	59-56	+3	23-46/19-47	.500/.404	3-12/3-17	.250/.176	10-14/15-26	.714/.577	26/32 (6)	10/9	15/15	8/0	3/8	26/19
Washington State	52/57	42/37	99-108	(9)	38-77/33-56	.494/.589	9-20/14-24	.450/.583	14-20/28-37	.700/.757	36/35 +1	14/24	9/12	2/4	9/1	28/21
Washington	42/32	35/53	77-85	(8)	30-72/30-59	.417/.508	11-30/8-15	.367/.533	6-7/17-30	.857/.567	34/43 (9)	20/11	6/11	6/5	5/5	21/13
USC	44/31	31/36	75-67	+8	21-58/25-67	.362/.373	8-25/6-19	.320/.316	25-31/11-18	.806/.611	45/37 +8	11/11	15/13	5/3	5/8	17/23
UCLA	46/31	36/33	82-64	+18	33-53/25-61	.623/.410	9-13/5-17	.692/.294	7-10/9-13	.700/.692	31/28 +3	16/8	10/7	2/1	3/2	14/15
Arizona	27/42	29/48	56-90	(34)	19-47/35-59	.404/.593	5-16/6-15	.313/.400	13-20/14-17	.650/.824	20/34 (14)	9/16	16/10	1/2	5/7	14/16
Arizona State	34/29	26/31	68-67	+1	26-57/26-61	.456/.426	4-12/8-27	.333/.296	12-14/7-15	.857/.467	34/39 (5)	10/12	12/14	3/1	3/7	16/19
WASHINGTON	42/37	36/37	78-74	+4	31-58/30-53	.534/.566	6-14/3-16	.429/.188	10-10/11-16	1000/.688	30/24 +6	11/13	11/9	2/0	5/6	17/15
WASHINGTON STATE	52/28	43/44	95-72	+23	35-64/25-67	.547/.373	11-25/9-36	.440/.250	14-20/13-16	.700/.813	39/37 +2	23/16	6/12	2/1	6/5	17/18
USC	35/27	45/48	80-75	+5	34-59/31-66	.576/.470	5-16/4-18	.313/.222	7-8/9-13	.875/.692	34/29 +5	13/13	14/11	3/3	3/5	13/12
UCLA	40/41	23/31	63-72	(9)	22-56/24-48	.393/.500	11-27/7-16	.407/.438	8-14/17-21	.571/.810	24/38 (14)	15/15	6/13	3/5	7/1	20/13
COLORADO	39/22	34/38	73-60	+13	24-58/22-62	.414/.355	6-18/2-18	.333/.111	19-26/14-23	.731/.609	37/45 (8)	14/6	9/16	4/1	8/5	19/21
UTAH	32/27	37/31	69-58	+11	24-54/19-52	.444/.365	6-17/8-29	.353/.276	15-18/12-17	.833/.706	35/31 +4	10/10	11/14	2/5	7/7	13/17
California	39/37	41/32	80-69	+11	29-57/25-56	.509/.446	5-13/8-17	.385/.471	17-20/11-19	.850/.579	39/28 +11	7/15	8/5	3/3	1/3	20/18
Stanford	36/30	37/40	73-70	+3	27-57/22-55	.474/.400	8-20/4-19	.400/.211	11-16/22-31	.688/.710	33/33 -	11/9	10/9	2/3	4/5	21/17
Oregon State	32/32	33/30	65-62	+3	20-55/24-56	.364/.429	6-22/6-18	.273/.333	19-24/8-11	.792/.727	39/34 +5	14/16	14/13	2/3	1/9	14/18
Colorado	34/37	59/48	93-85	+8	33-62/31-66	.532/.470	6-19/7-23	.316/.304	21-26/16-23	.808/.696	35/38 (3)	11/15	8/13	2/1	7/5	21/24
Utah	30/31	37/33	67-64	+3	25-53/22-50	.472/.440	7-19/8-21	.368/.381	10-12/12-19	.833/.632	24/36 (12)	7/11	9/12	3/2	7/5	19/13
Arizona	21/36	31/44	52-80	(28)	18-45/30-55	.400/.545	7-16/7-19	.438/.368	9-10/13-20	.900/.650	20/37 (17)	8/17	12/10	1/1	5/7	16/17
Oklahoma State	43/39	36/34	79-73	+6	29-53/27-60	.547/.450	7-19/10-29	.368/.345	14-18/9-13	.778/.692	28/31 (3)	11/11	12/12	6/0	9/8	12/17
Wisconsin	28/31	37/41	65-72	(7)	26-59/22-51	.441/.431	8-19/7-23	.421/.304	5-7/21-29	.714/.724	34/32 +2	13/11	8/6	4/3	3/3	20/13

Note: Game totals are displayed in the format TEAM/OPPONENT for each category



2014-15 TEAM HIGHS/LOWS

OREGON / OPPONENT TEAM HIGHS AND LOWS

2014-15 Oregon Ducks
Oregon Team High/Low Analysis (as of Mar 22, 2015)
All games

2014-15 Oregon Ducks
Oregon High/Low Analysis (as of Mar 22, 2015)
All games

Oregon - TEAM GAME HIGHS

POINTS	107	COPPIN STATE (11-14-14)
	99	at Washington State (01-15-15)
	95	WASHINGTON STATE (02-08-15)
	94	CONCORDIA (12-03-14)
	93	vs Colorado (03-12-15)
FIELD GOALS MADE	42	CONCORDIA (12-03-14)
	41	COPPIN STATE (11-14-14)
FIELD GOAL ATTEMPTS	80	CONCORDIA (12-03-14)
	77	at Washington State (01-15-15)
FIELD GOAL PERCENTAGE	.623 (33-53)	UCLA (01-24-15)
	.576 (34-59)	at USC (02-11-15)
3 PT FIELD GOALS MADE	14	COPPIN STATE (11-14-14)
	11	at UCLA (02-14-15)
	11	WASHINGTON STATE (02-08-15)
	11	at Washington (01-18-15)
	11	PORTLAND STATE (11-30-14)
3 PT FG ATTEMPTS	33	DETROIT (11-17-14)
	31	OLE MISS (12-07-14)
3 PT FG PERCENTAGE	.692 (9-13)	UCLA (01-24-15)
	.609 (14-23)	COPPIN STATE (11-14-14)
FREE THROWS MADE	25	USC (01-22-15)
	21	vs Colorado (03-12-15)
FREE THROW ATTEMPTS	31	USC (01-22-15)
	26	vs Colorado (03-12-15)
	26	COLORADO (02-18-15)
FREE THROW PERCENTAGE	1.000 (10-10)	WASHINGTON (02-04-15)
	.923 (12-13)	PORTLAND STATE (11-30-14)
	.923 (12-13)	vs VCU (11-25-14)
REBOUNDS	60	CONCORDIA (12-03-14)
	49	COPPIN STATE (11-14-14)
ASSISTS	25	COPPIN STATE (11-14-14)
	24	CONCORDIA (12-03-14)
STEALS	11	at Oregon State (03-04-56)
	9	vs Oklahoma State (03-20-15)
	9	at Washington State (01-15-15)
	9	CONCORDIA (12-03-14)
	9	vs VCU (11-25-14)
	9	COPPIN STATE (11-14-14)
BLOCKED SHOTS	12	PORTLAND STATE (11-30-14)
	8	ARIZONA STATE (01-10-15)
	8	OREGON STATE (01-03-15)
TURNOVERS	20	vs VCU (11-25-14)
	18	UC IRVINE (12-29-14)
FOULS	28	at Washington State (01-15-15)
	26	ARIZONA STATE (01-10-15)

Opponent - GAME HIGHS

POINTS	108	at Washington State (01-15-15)
	90	at Arizona (01-28-15)
	85	vs Colorado (03-12-15)
	85	at Washington (01-18-15)
	80	vs Arizona (03-14-15)
	80	ARIZONA (01-08-15)
FIELD GOALS MADE	35	at Arizona (01-28-15)
	33	at Washington State (01-15-15)
FIELD GOAL ATTEMPTS	76	CONCORDIA (12-03-14)
	67	WASHINGTON STATE (02-08-15)
	67	USC (01-22-15)
	67	DETROIT (11-17-14)
	67	COPPIN STATE (11-14-14)
FIELD GOAL PERCENTAGE	.593 (35-59)	at Arizona (01-28-15)
	.589 (33-56)	at Washington State (01-15-15)
3 PT FIELD GOALS MADE	14	at Washington State (01-15-15)
	12	COPPIN STATE (11-14-14)
3 PT FG ATTEMPTS	36	WASHINGTON STATE (02-08-15)
	30	COPPIN STATE (11-14-14)
3 PT FG PERCENTAGE	.583 (14-24)	at Washington State (01-15-15)
	.533 (8-15)	at Washington (01-18-15)
FREE THROWS MADE	28	at Washington State (01-15-15)
	24	ARIZONA (01-08-15)
FREE THROW ATTEMPTS	37	at Washington State (01-15-15)
	31	at Stanford (03-01-15)
FREE THROW PERCENTAGE	.850 (17-20)	vs Illinois (12-13-14)
	.824 (14-17)	at Arizona (01-28-15)
REBOUNDS	46	OLE MISS (12-07-14)
	45	COLORADO (02-18-15)
ASSISTS	24	at Washington State (01-15-15)
	17	vs Arizona (03-14-15)
	17	vs Illinois (12-13-14)
STEALS	10	UC IRVINE (12-29-14)
	10	UC SANTA BARBARA (12-22-14)
BLOCKED SHOTS	6	COPPIN STATE (11-14-14)
	5	UTAH (02-22-15)
	5	at UCLA (02-14-15)
	5	at Washington (01-18-15)
	5	vs Illinois (12-13-14)
TURNOVERS	20	vs VCU (11-25-14)
	16	COLORADO (02-18-15)
	16	COPPIN STATE (11-14-14)
FOULS	24	vs Colorado (03-12-15)
	23	USC (01-22-15)

2014-15 Oregon Ducks
Oregon High/Low Analysis (as of Mar 22, 2015)
All games

Oregon - GAME LOWS

POINTS	52	vs Arizona (03-14-15)
	56	at Arizona (01-28-15)
	59	ARIZONA STATE (01-10-15)
	62	ARIZONA (01-08-15)
	63	vs Michigan (11-24-14)
	63	vs VCU (11-25-14)
	63	at UCLA (02-14-15)
FIELD GOALS MADE	18	vs Arizona (03-14-15)
	19	at Arizona (01-28-15)
FIELD GOAL ATTEMPTS	45	vs Arizona (03-14-15)
	46	ARIZONA STATE (01-10-15)
FIELD GOAL PERCENTAGE	.357 (20-56)	ARIZONA (01-08-15)
	.362 (21-58)	USC (01-22-15)
3 PT FIELD GOALS MADE	3	ARIZONA STATE (01-10-15)
	4	ARIZONA (01-08-15)
	4	at Arizona State (01-30-15)
3 PT FG ATTEMPTS	12	vs Illinois (12-13-14)
	12	ARIZONA STATE (01-10-15)
	12	at Arizona State (01-30-15)
3 PT FG PERCENTAGE	.192 (5-26)	CONCORDIA (12-03-14)
	.200 (4-20)	ARIZONA (01-08-15)
FREE THROWS MADE	5	CONCORDIA (12-03-14)
	5	vs Wisconsin (03-22-15)
FREE THROW ATTEMPTS	7	at Washington (01-18-15)
	7	vs Wisconsin (03-22-15)
FREE THROW PERCENTAGE	.417 (5-12)	CONCORDIA (12-03-14)
	.571 (8-14)	at UCLA (02-14-15)
REBOUNDS	20	at Arizona (01-28-15)
	20	vs Arizona (03-14-15)
ASSISTS	7	ARIZONA (01-08-15)
	7	at California (02-25-15)
	7	vs Utah (03-13-15)
STEALS	1	at California (02-25-15)
	2	vs Illinois (12-13-14)
BLOCKED SHOTS	1	at Arizona (01-28-15)
	1	vs Arizona (03-14-15)
TURNOVERS	6	at Washington (01-18-15)
	6	WASHINGTON STATE (02-08-15)
	6	at UCLA (02-14-15)
FOULS	12	CONCORDIA (12-03-14)
	12	vs Oklahoma State (03-20-15)

2014-15 Oregon Ducks
Oregon High/Low Analysis (as of Mar 22, 2015)
All games

Opponent - GAME LOWS

POINTS	56	CAL STATE NORTHRIDGE (12-17-14)
	56	ARIZONA STATE (01-10-15)
	58	UTAH (02-22-15)
	59	PORTLAND STATE (11-30-14)
	59	OREGON STATE (01-03-15)
FIELD GOALS MADE	17	PORTLAND STATE (11-30-14)
	19	CAL STATE NORTHRIDGE (12-17-14)
	19	OREGON STATE (01-03-15)
	19	ARIZONA STATE (01-10-15)
	19	UTAH (02-22-15)
FIELD GOAL ATTEMPTS	46	vs Michigan (11-24-14)
	47	ARIZONA STATE (01-10-15)
FIELD GOAL PERCENTAGE	.258 (17-66)	PORTLAND STATE (11-30-14)
	.313 (21-67)	COPPIN STATE (11-14-14)
3 PT FIELD GOALS MADE	1	CAL STATE NORTHRIDGE (12-17-14)
	2	ARIZONA (01-08-15)
	2	COLORADO (02-18-15)
3 PT FG ATTEMPTS	7	CAL STATE NORTHRIDGE (12-17-14)
	11	ARIZONA (01-08-15)
3 PT FG PERCENTAGE	.111 (2-18)	COLORADO (02-18-15)
	.143 (1-7)	CAL STATE NORTHRIDGE (12-17-14)
FREE THROWS MADE	5	CONCORDIA (12-03-14)
	7	TOLEDO (11-21-14)
	7	at Arizona State (01-30-15)
FREE THROW ATTEMPTS	9	CONCORDIA (12-03-14)
	11	at Oregon State (03-04-56)
FREE THROW PERCENTAGE	.467 (7-15)	at Arizona State (01-30-15)
	.538 (7-13)	TOLEDO (11-21-14)
REBOUNDS	24	WASHINGTON (02-04-15)
	28	OREGON STATE (01-03-15)
	28	UCLA (01-24-15)
	28	at California (02-25-15)
ASSISTS	6	PORTLAND STATE (11-30-14)
	6	COLORADO (02-18-15)
STEALS	1	at Washington State (01-15-15)
	1	at UCLA (02-14-15)
BLOCKED SHOTS	0	DETROIT (11-17-14)
	0	ARIZONA STATE (01-10-15)
	0	WASHINGTON (02-04-15)
	0	vs Oklahoma State (03-20-15)
TURNOVERS	5	at California (02-25-15)
	6	vs Wisconsin (03-22-15)
FOULS	12	DELAWARE STATE (12-20-14)
	12	at USC (02-11-15)



2014-15 INDIVIDUAL HIGHS

2014-15 Oregon Ducks Oregon Player High/Low Analysis (as of Mar 27, 2015) All games

Oregon - INDIVIDUAL GAME HIGHS

Points	32		Young, Joseph vs Washington (02-04-15)
	32		Young, Joseph at Washington State (01-15-15)
	32		Young, Joseph vs Coppin State (11-14-14)
	30		Young, Joseph vs Wisconsin (03-22-15)
	30		Young, Joseph vs Colorado (03-12-15)
Field Goals Made	13		Young, Joseph at Washington State (01-15-15)
	12		Young, Joseph vs Wisconsin (03-22-15)
	12		Young, Joseph vs Colorado (03-12-15)
	12		Young, Joseph vs Washington (02-04-15)
Field Goal Att.	25		Young, Joseph vs Wisconsin (03-22-15)
	25		Young, Joseph at Washington State (01-15-15)
FG Pct (min 5 made)	1.000	(6-6)	Benjamin, Dwayne vs UCLA (01-24-15)
	.909	(10-11)	Benjamin, Dwayne vs Washington State (02-08-15)
3-Point FG Made	7		Abdul-Bassit, Jalil at UCLA (02-14-15)
	6		Young, Joseph vs Coppin State (11-14-14)
3-Point FG Att.	12		Abdul-Bassit, Jalil at UCLA (02-14-15)
	12		Young, Joseph vs USC (01-22-15)
	12		Young, Joseph vs Detroit (11-17-14)
3-Pt FG Pct (min 2 made)	1.000	(3-3)	Benjamin, Dwayne vs Washington State (02-08-15)
	1.000	(3-3)	Benjamin, Dwayne vs UCLA (01-24-15)
	1.000	(2-2)	Brooks, Dillon vs Arizona (03-14-15)
	1.000	(2-2)	Brooks, Dillon vs Colorado (02-18-15)
	1.000	(2-2)	Benjamin, Dwayne at Arizona State (01-30-15)
	1.000	(2-2)	Abdul-Bassit, Jalil at Arizona (01-28-15)
Free Throws Made	1.000	(2-2)	Rorie, Ahmaad vs UCLA (01-24-15)
	9		Cook, Elgin at California (02-25-15)
	8		Young, Joseph vs Oklahoma State (03-20-15)
	8		Cook, Elgin vs Utah (02-22-15)
	8		Brooks, Dillon vs USC (01-22-15)
	8		Cook, Elgin vs Oregon State (01-03-15)
Free Throw Att.	8		Young, Joseph vs Michigan (11-24-14)
	12		Cook, Elgin vs Oregon State (01-03-15)
FT Pct (min 3 made)	11		Cook, Elgin at California (02-25-15)
	1.000	(8-8)	Young, Joseph vs Oklahoma State (03-20-15)
	1.000	(8-8)	Cook, Elgin vs Utah (02-22-15)
	1.000	(8-8)	Young, Joseph vs Michigan (11-24-14)
	1.000	(7-7)	Young, Joseph vs Toledo (11-21-14)
	1.000	(7-7)	Young, Joseph vs Detroit (11-17-14)
	1.000	(6-6)	Young, Joseph vs Utah (03-13-15)
	1.000	(6-6)	Young, Joseph at Oregon State (03-04-15)
	1.000	(6-6)	Young, Joseph vs Washington State (02-08-15)
	1.000	(6-6)	Young, Joseph at Arizona State (01-30-15)
	1.000	(6-6)	Cook, Elgin at Arizona State (01-30-15)
	1.000	(6-6)	Brooks, Dillon vs Oregon State (01-03-15)
	1.000	(6-6)	Young, Joseph vs Portland State (11-30-14)
	1.000	(5-5)	Brooks, Dillon vs Arizona (03-14-15)
	1.000	(5-5)	Benson, Casey vs Arizona (01-08-15)
	1.000	(5-5)	Brooks, Dillon vs Arizona (01-08-15)
	1.000	(5-5)	Cook, Elgin vs VCU (11-25-14)
1.000	(4-4)	Young, Joseph vs Wisconsin (03-22-15)	
1.000	(4-4)	Benjamin, Dwayne vs Colorado (03-12-15)	
1.000	(4-4)	Brooks, Dillon vs Colorado (02-18-15)	
1.000	(4-4)	Abdul-Bassit, Jalil vs Washington State (02-08-15)	





DOWNTOWN
ATHLETIC CLUB

Luke Ridnour
2001-03

HISTORY

1,000-POINT CLUB

1 - RON LEE

Year	G-S	Min.	FG-A	Pct.	3FG-A	Pct.	FT-A	Pct.	OR	DR	TR	Avg.	PF-DQ	A	TO	B	S	Pts.	Avg.
1972-73	26	951	203-478	.425	---	---	80-112	.714	---	---	172	6.6	102-7	113	---	---	---	486	18.7
1973-74	26	938	192-451	.426	---	---	105-150	.700	---	---	110	4.2	91-2	112	---	---	---	489	18.8
1974-75	30	1089	230-590	.390	---	---	92-126	.730	---	---	167	5.6	89-1	163	109	---	---	552	18.4
1975-76	30	1031	213-487	.437	---	---	132-166	.795	---	---	131	4.4	102	184	116	---	---	558	18.6
Totals	112	4009	838-2006	.418	---	---	409-554	.738	---	---	580	5.2	384	572	---	---	---	2085	18.6

2 - LUKE JACKSON

Year	G-S	Min.	FG-A	Pct.	3FG-A	Pct.	FT-A	Pct.	OR	DR	TR	Avg.	PF-DQ	A	TO	B	S	Pts.	Avg.
2000-01	28-6	506	73-172	.424	18-50	.360	54-73	.740	33	81	114	4.1	54-2	55	48	9	23	218	7.8
2001-02	35-35	1069	189-413	.458	46-115	.400	159-184	.864	55	133	188	5.4	61-1	115	69	12	44	583	16.7
2002-03	32-30	1018	173-383	.452	37-102	.363	130-150	.867	69	152	221	6.9	65-0	115	85	11	54	513	16.0
2003-04	31-31	1072	210-430	.488	73-166	.440	163-189	.862	57	166	223	7.2	53-1	139	93	5	39	656	21.2
Totals	126-102	3665	645-1398	.461	174-433	.402	506-596	.849	214	532	746	5.9	233-4	424	295	37	160	1970	15.6

3 - ANTHONY TAYLOR

Year	G-S	Min.	FG-A	Pct.	3FG-A	Pct.	FT-A	Pct.	OR	DR	TR	Avg.	PF-DQ	A	TO	B	S	Pts.	Avg.
1984-85	31-30	1060	127-253	.502	---	---	64-94	.681	27	82	109	3.5	94-5	75	73	6	34	318	10.3
1985-86	28-28	1004	172-374	.460	---	---	133-164	.811	16	93	109	3.9	87-4	75	85	2	41	477	17.0
1986-87	30-30	1112	224-476	.471	16-49	.327	125-155	.806	19	113	132	4.4	87-2	87	70	4	41	589	19.6
1987-88	26-26	966	191-417	.458	42-95	.442	131-157	.834	14	98	112	4.3	60-2	63	76	6	31	555	21.3
Totals	115-114	4142	714-1520	.470	---	---	453-570	.795	76	386	462	4.0	328-13	300	304	18	147	1939	16.9

4 - GREG BALLARD

Year	G-S	Min.	FG-A	Pct.	3FG-A	Pct.	FT-A	Pct.	OR	DR	TR	Avg.	PF-DQ	A	TO	B	S	Pts.	Avg.
1973-74	26	761	71-152	.467	---	---	102-138	.739	---	---	230	8.8	91-8	52	---	---	---	244	9.4
1974-75	30	874	157-322	.488	---	---	106-144	.736	---	---	288	9.5	115-6	52	67	---	---	420	14.0
1975-76	30	965	209-398	.525	---	---	118-155	.761	---	---	313	10.4	98	50	68	---	---	536	17.9
1976-77	29	1017	238-452	.527	---	---	153-179	.855	---	---	283	9.8	86	72	72	---	---	629	21.7
Totals	115	3617	675-1324	.510	---	---	479-616	.778	---	---	1114	9.7	390	226	---	---	---	1829	15.9

5 - TAJUAN PORTER

Year	G-S	Min.	FG-A	Pct.	3FG-A	Pct.	FT-A	Pct.	OR	DR	TR	Avg.	PF-DQ	A	TO	B	S	Pts.	Avg.
2006-07	35-31	1140	161-391	.412	110-252	.437	80-88	.909	14	54	68	1.9	54-0	71	88	0	29	512	14.6
2007-08	32-28	1036	152-393	.387	83-233	.356	59-75	.787	16	59	75	2.3	73-1	78	75	4	15	446	13.9
2008-09	31-30	1001	148-377	.393	86-228	.377	95-109	.872	21	55	76	2.5	64-1	55	77	2	32	477	15.4
2009-10	28-23	844	123-338	.364	66-183	.361	56-61	.918	13	58	71	2.5	57-0	55	71	0	27	368	13.1
Totals	126-112	4021	584-1499	.390	345-896	.385	290-333	.871	64	226	290	2.3	248-2	259	311	6	103	1803	14.3

6 - ORLANDO WILLIAMS

Year	G-S	Min.	FG-A	Pct.	3FG-A	Pct.	FT-A	Pct.	OR	DR	TR	Avg.	PF-DQ	A	TO	B	S	Pts.	Avg.
1991-92	27-23	810	103-230	.448	38-110	.345	22-31	.724	14	60	74	2.7	54-1	47	56	0	17	266	9.8
1992-93	30-20	761	134-292	.459	69-165	.418	46-64	.719	16	70	86	2.9	69-2	44	53	3	18	383	12.8
1993-94	27-26	856	166-377	.440	81-219	.370	88-112	.786	19	77	96	3.6	67-0	35	66	1	20	501	18.6
1994-95	28-27	815	164-361	.454	94-221	.425	102-135	.755	14	71	85	2.9	47-1	44	54	0	15	524	18.7
Totals	112-96	3242	567-1260	.450	282-715	.394	258-342	.754	63	278	341	3.0	237-4	170	229	4	70	1674	14.9

T-7 - STAN LOVE

Year	G-S	Min.	FG-A	Pct.	3FG-A	Pct.	FT-A	Pct.	OR	DR	TR	Avg.	PF-DQ	A	TO	B	S	Pts.	Avg.
1968-69	26	---	183-405	.451	---	---	97-152	.638	---	---	236	9.5	109-11	---	---	---	---	463	17.8
1969-70	26	---	199-393	.506	---	---	144-207	.696	---	---	278	10.7	90-5	---	---	---	---	542	20.8
1970-71	26	---	247-477	.518	---	---	145-187	.775	---	---	294	11.3	86-3	---	---	---	---	639	24.6
Totals	78	---	629-1275	.493	---	---	386-546	.707	---	---	808	10.4	285-19	---	---	---	---	1644	21.1

T-7 - FRED JONES

Year	G-S	Min.	FG-A	Pct.	3FG-A	Pct.	FT-A	Pct.	OR	DR	TR	Avg.	PF-DQ	A	TO	B	S	Pts.	Avg.
1998-99	32-9	675	103-201	.512	34-83	.410	50-74	.676	31	77	108	3.4	72-2	62	68	22	23	290	9.1
1999-00	30-23	857	100-249	.402	29-107	.271	62-81	.765	36	81	117	3.9	66-4	99	72	21	30	291	9.7
2000-01	28-27	892	136-288	.472	33-108	.306	108-134	.806	52	105	157	5.6	81-1	95	83	13	32	413	14.8
2001-02	35-33	1103	215-413	.521	51-137	.372	169-194	.871	65	124	189	5.4	94-4	111	82	18	63	650	18.6
Totals	125-92	3527	554-1151	.481	147-435	.338	389-483	.805	184	387	571	4.6	313-11	367	305	74	148	1644	13.2

T-7 - MALIK HAIRSTON

Year	G-S	Min.	FG-A	Pct.	3FG-A	Pct.	FT-A	Pct.	OR	DR	TR	Avg.	PF-DQ	A	TO	B	S	Pts.	Avg.
2004-05	27-27	830	145-285	.509	23-69	.333	42-89	.472	46	89	135	5.0	62-0	52	58	9	15	355	13.1
2005-06	32-32	1056	175-372	.470	47-124	.379	82-119	.689	79	72	151	4.7	73-2	69	70	20	15	479	15.0
2006-07	27-25	793	116-222	.523	23-54	.426	50-82	.610	68	94	162	6.0	67-1	57	49	16	18	305	11.3
2007-08	31-31	976	176-335	.525	52-120	.433	101-138	.732	45	105	150	4.8	90-4	66	55	26	19	505	16.3
Totals	117-115	4485	612-1214	.504	145-367	.395	275-428	.643	238	360	598	5.1	292-7	244	232	71	67	1644	14.1



Luke Jackson is second all-time in career scoring with 1,970 points in starting 102 of 126 games at Oregon.



Malik Hairston ranks tied for seventh all-time in career scoring with 1,644 points in starting 115 of 117 games at Oregon.



1,000-POINT CLUB



Aaron Brooks is 12th all-time in career scoring with 1,511 points in starting 110 of 115 games at Oregon.

Luke Ridnour ranks 15th all-time in career scoring with 1,399 points in starting all 96 of his games at Oregon.

10 - BLAIR RASMUSSEN

Year	G-S	Min.	FG-A	Pct.	3FG-A	Pct.	FT-A	Pct.	OR	DR	TR	Avg.	PF-DQ	A	TO	B	S	Pts.	Avg.
1981-82	27-27	521	67-141	.475	---	---	39-53	.735	---	---	129	4.7	89-3	13	52	20	13	173	6.4
1982-83	27-27	819	160-296	.540	---	---	80-116	.690	36	110	146	5.4	101-9	27	78	21	6	400	14.8
1983-84	29-29	1017	196-377	.520	---	---	90-112	.804	40	136	176	6.1	88-3	31	34	42	7	482	16.6
1984-85	31-31	1081	195-381	.512	---	---	109-151	.722	66	156	222	7.2	107-8	34	65	33	14	499	16.1
Totals	114-114	3438	618-1195	.517	---	---	318-432	.736	---	---	673	5.9	385-23	105	229	116	40	1554	13.6

11 - E.J. SINGLER

Year	G-S	Min.	FG-A	Pct.	3FG-A	Pct.	FT-A	Pct.	OR	DR	TR	Avg.	PF-DQ	A	TO	B	S	Pts.	Avg.
2009-10	32-22	784	66-145	.455	13-18	.342	51-60	.850	36	101	137	4.3	76-2	39	38	9	15	196	6.1
2010-11	39-39	1188	149-323	.461	55-138	.399	104-122	.852	64	156	220	5.6	101-2	66	58	29	41	457	11.7
2011-12	34-34	1046	151-323	.467	49-133	.368	110-121	.909	43	146	189	5.6	89-3	76	64	14	20	461	13.6
2012-13	37-37	1147	141-343	.411	51-142	.359	99-126	.786	49	132	181	4.9	85-2	105	92	11	34	432	11.7
Totals	142-132	4165	507-1134	.447	168-451	.373	364-429	.848	192	535	727	5.1	351-9	286	252	63	110	1546	10.9

12 - AARON BROOKS

Year	G-S	Min.	FG-A	Pct.	3FG-A	Pct.	FT-A	Pct.	OR	DR	TR	Avg.	PF-DQ	A	TO	B	S	Pts.	Avg.
2003-04	21-18	541	46-124	.371	28-76	.368	26-33	.788	11	39	50	2.4	49-0	56	49	1	17	146	7.0
2004-05	27-26	893	126-294	.429	52-140	.371	94-110	.855	19	69	88	3.3	58-4	125	87	4	27	398	14.7
2005-06	32-31	1036	115-283	.406	45-134	.336	71-88	.807	25	85	110	3.4	70-2	141	78	5	35	346	10.8
2006-07	35-35	1289	213-463	.460	80-198	.404	115-136	.846	31	118	149	4.3	88-2	149	89	6	48	621	17.7
Totals	115-110	3759	500-1164	.430	205-548	.374	306-367	.834	86	311	397	3.5	265-8	471	303	16	127	1511	13.1

13 - KENYA WILKINS

Year	G-S	Min.	FG-A	Pct.	3FG-A	Pct.	FT-A	Pct.	OR	DR	TR	Avg.	PF-DQ	A	TO	B	S	Pts.	Avg.
1993-94	27-27	868	90-250	.360	35-82	.427	95-134	.709	25	64	89	3.3	76-4	142	80	1	51	310	11.5
1994-95	28-28	921	101-276	.366	30-97	.309	108-147	.735	18	71	89	3.2	57-2	171	68	0	46	340	12.1
1995-96	29-29	997	120-300	.400	32-89	.360	126-149	.846	22	76	98	3.4	62-1	172	80	3	61	398	13.7
1996-97	28-28	921	148-290	.510	31-79	.392	113-137	.825	22	67	89	3.2	53-0	129	62	0	55	440	15.7
Totals	112-112	3707	459-1116	.411	128-347	.369	442-567	.780	87	278	365	3.3	248-7	614	290	4	213	1488	13.3

14 - BRYCE TAYLOR

Year	G-S	Min.	FG-A	Pct.	3FG-A	Pct.	FT-A	Pct.	OR	DR	TR	Avg.	PF-DQ	A	TO	B	S	Pts.	Avg.
2004-05	27-27	713	108-253	.427	44-119	.370	54-81	.667	21	44	65	2.4	59-2	44	44	11	14	314	11.6
2005-06	23-12	594	71-175	.406	20-75	.267	51-64	.797	22	34	56	2.4	42-1	37	25	3	19	213	9.3
2006-07	37-37	1211	180-348	.517	54-128	.422	109-132	.826	61	109	170	4.6	78-2	64	55	7	37	523	14.1
2007-08	30-30	993	135-293	.461	50-131	.382	65-79	.823	33	80	113	3.8	76-2	43	48	13	21	385	12.8
Totals	117-106	3511	494-1069	.462	168-453	.371	279-356	.784	137	267	404	3.5	255-7	188	172	34	91	1435	12.3

15 - LUKE RIDNOUR

Year	G-S	Min.	FG-A	Pct.	3FG-A	Pct.	FT-A	Pct.	OR	DR	TR	Avg.	PF-DQ	A	TO	B	S	Pts.	Avg.
2000-01	28-28	848	59-174	.339	29-99	.293	61-77	.792	13	57	70	2.5	59-0	106	67	4	29	208	7.4
2001-02	35-35	1209	169-361	.468	93-211	.441	111-128	.867	9	94	103	2.9	62-0	176	107	4	58	542	15.5
2002-03	33-33	1169	203-470	.432	81-212	.382	162-184	.880	20	92	112	3.4	77-2	218	129	2	63	649	19.7
Totals	96-96	3226	431-1005	.429	203-522	.389	334-389	.859	42	243	285	3.0	198-2	500	213	10	150	1399	14.6

16 - JOSEPH YOUNG

Year	G-S	Min.	FG-A	Pct.	3FG-A	Pct.	FT-A	Pct.	OR	DR	TR	Avg.	PF-DQ	A	TO	B	S	Pts.	Avg.
2013-14	34-34	1059	206-429	.480	76-183	.415	155-176	.881	26	70	96	2.8	47-1	66	39	1	44	643	18.9
2014-15	36-35	1332	265-592	.448	91-255	.357	124-134	.925	19	141	160	4.4	51-0	135	87	1	44	745	20.7
Totals	70-69	2381	471-1021	.461	167-438	.381	279-310	.900	45	211	256	3.7	98-1	201	126	2	85	1388	19.8

17 - JIM BARNETT

Year	G-S	Min.	FG-A	Pct.	3FG-A	Pct.	FT-A	Pct.	OR	DR	TR	Avg.	PF-DQ	A	TO	B	S	Pts.	Avg.
1963-64	26	---	137-307	.446	---	---	114-162	.704	---	---	164	6.3	58	---	---	---	---	388	14.9
1964-65	26	---	175-420	.416	---	---	144-184	.793	---	---	170	6.5	69	---	---	---	---	494	19.0
1965-66	23	---	152-371	.409	---	---	139-177	.785	---	---	142	6.2	69	---	---	---	---	443	19.3
Totals	75	---	464-1098	.423	---	---	397-523	.759	---	---	476	6.3	196	---	---	---	---	1325	17.7

1,000-POINT CLUB

18 - CHARLIE WARREN

Year	G-S	Min.	FG-A	Pct.	3FG-A	Pct.	FT-A	Pct.	OR	DR	TR	Avg.	PF-DQ	A	TO	B	S	Pts.	Avg.
1959-60	28	---	106-292	.363	---	---	70-112	.643	---	---	196	7.0	91-4	---	---	---	---	282	10.1
1960-61	26	---	177-445	.398	---	---	89-130	.685	---	---	268	10.3	94	---	---	---	---	443	17.0
1961-62	26	---	220-551	.399	---	---	136-186	.731	---	---	266	10.2	98	---	---	---	---	576	22.2
Totals	80	---	503-1288	.391	---	---	295-428	.689	---	---	730	9.1	183	---	---	---	---	1301	16.3

19 - TERRELL BRANDON

Year	G-S	Min.	FG-A	Pct.	3FG-A	Pct.	FT-A	Pct.	OR	DR	TR	Avg.	PF-DQ	A	TO	B	S	Pts.	Avg.
1989-90	29-29	1067	190-401	.474	41-94	.436	97-129	.752	16	90	106	3.6	63-1	174	101	4	51	518	17.9
1990-91	28-28	1108	273-556	.491	40-119	.336	159-187	.850	29	72	101	3.6	57-0	141	102	4	63	745	26.6
Totals	57-57	2175	463-957	.484	81-213	.380	256-316	.810	45	162	207	3.6	120-1	315	203	8	114	1263	22.2

20 - MAARTY LEUNEN

Year	G-S	Min.	FG-A	Pct.	3FG-A	Pct.	FT-A	Pct.	OR	DR	TR	Avg.	PF-DQ	A	TO	B	S	Pts.	Avg.
2004-05	27-4	528	52-105	.495	8-29	.276	39-55	.709	29	88	117	4.3	42-0	17	22	6	18	151	5.6
2005-06	31-18	712	75-160	.469	23-82	.280	49-63	.778	49	140	189	6.1	41-1	44	32	10	24	222	7.2
2006-07	37-37	1191	134-285	.470	41-99	.414	92-117	.786	86	218	304	8.2	87-2	77	58	23	51	401	10.8
2007-08	32-32	1110	157-281	.559	59-120	.492	112-142	.789	69	224	293	9.2	78-3	90	50	11	28	485	15.2
Totals	127-91	3541	418-831	.503	131-330	.397	292-377	.775	233	670	903	7.1	248-6	228	162	50	121	1259	9.9

21 - A.D. SMITH

Year	G-S	Min.	FG-A	Pct.	3FG-A	Pct.	FT-A	Pct.	OR	DR	TR	Avg.	PF-DQ	A	TO	B	S	Pts.	Avg.
1995-96	29-0	267	31-63	.492	4-6	.667	26-44	.591	28	36	64	2.2	47-0	9	23	3	12	92	3.2
1997-98	27-3	603	93-186	.500	26-58	.448	70-86	.814	50	68	118	4.4	71-0	38	49	8	20	282	10.4
1998-99	32-32	1053	152-297	.512	32-79	.405	80-104	.769	78	172	250	7.8	75-1	47	61	8	28	416	13.0
1999-00	29-28	882	164-313	.524	15-55	.273	101-121	.835	55	113	168	5.8	71-0	54	44	3	37	444	15.3
Totals	117-63	2805	440-859	.512	77-198	.389	277-355	.780	211	389	600	5.1	264-1	148	177	22	97	1234	10.5

22 - DICK WILKINS

Year	G-S	Min.	FG-A	Pct.	3FG-A	Pct.	FT-A	Pct.	OR	DR	TR	Avg.	PF-DQ	A	TO	B	S	Pts.	Avg.
1944-45	44	---	238	---	---	---	68	---	---	---	---	---	121	---	---	---	---	544	12.4
1945-46	---	---	---	---	---	---	---	---	---	---	---	---	---	---	---	---	---	---	---
1946-47	22	---	---	---	---	---	---	---	---	---	---	---	---	---	---	---	---	150	6.8
1947-48	---	---	---	---	---	---	---	---	---	---	---	---	---	---	---	---	---	---	---
Totals	114	---	481	---	---	---	224	---	---	---	---	---	---	---	---	---	---	1186	10.4

23 - BOB HAMILTON

Year	G-S	Min.	FG-A	Pct.	3FG-A	Pct.	FT-A	Pct.	OR	DR	TR	Avg.	PF-DQ	A	TO	B	S	Pts.	Avg.
1943-44	---	---	---	---	---	---	---	---	---	---	---	---	---	---	---	---	---	---	---
1944-45	45	---	194	---	---	---	108	---	---	---	---	---	93	---	---	---	---	496	11.0
1945-46	---	---	---	---	---	---	---	---	---	---	---	---	---	---	---	---	---	---	---
Totals	105	---	427	---	---	---	329	---	---	---	---	---	---	---	---	---	---	1183	11.3

24 - JOEVAN CATRON

Year	G-S	Min.	FG-A	Pct.	3FG-A	Pct.	FT-A	Pct.	OR	DR	TR	Avg.	PF-DQ	A	TO	B	S	Pts.	Avg.
2006-07	36-2	468	39-90	.433	2-12	.167	33-64	.516	44	68	112	3.1	60-1	29	31	4	20	113	3.1
2007-08	26-22	669	83-162	.512	5-14	.357	57-86	.663	52	97	149	5.7	79-5	58	51	12	13	228	8.8
2008-09	30-29	780	72-195	.369	4-19	.211	68-104	.654	87	111	198	6.6	73-1	69	64	12	38	216	7.2
2009-10	4-4	85	4-12	.333	0-1	.000	14-16	.875	7	16	23	5.8	12-0	3	6	2	4	22	5.5
2010-11	37-37	1023	195-416	.469	20-69	.290	178-248	.718	88	159	247	6.7	95-2	56	88	12	42	588	15.9
Totals	133-94	3025	393-875	.449	31-115	.270	350-518	.676	278	451	729	5.5	319-9	215	240	42	117	1167	8.8

25 - ROGER WILEY

Year	G-S	Min.	FG-A	Pct.	3FG-A	Pct.	FT-A	Pct.	OR	DR	TR	Avg.	PF-DQ	A	TO	B	S	Pts.	Avg.
1943-44	---	---	---	---	---	---	---	---	---	---	---	---	---	---	---	---	---	---	---
1945-46	---	---	---	---	---	---	---	---	---	---	---	---	---	---	---	---	---	---	---
1946-47	25	---	---	---	---	---	---	---	---	---	---	---	---	---	---	---	---	189	7.6
1947-48	---	---	---	---	---	---	---	---	---	---	---	---	---	---	---	---	---	---	---
1948-49	---	---	---	---	---	---	---	---	---	---	---	---	---	---	---	---	---	---	---
Totals	105	---	433	---	---	---	297-449	---	---	---	---	---	---	---	---	---	---	1163	11.1




Maarty Leunen tallied 1,259 career points which ranks 20th all-time at UO. Leunen played in 127 career games, a starter in 91.



Terrell Brandon played 57 games in two seasons for the Ducks, scoring 1,263 points which ranks 19th all-time at Oregon.



1,000-POINT CLUB



Glenn Moore played in 77 career games in three seasons at Oregon, amassing 1,033 points which ranks 31st in school history.

Antoine Stoudamire had 1,010 career points in 52 games at UO, ranking 33rd in school history after playing just two seasons.

26 - TERIK BROWN

Year	G-S	Min.	FG-A	Pct.	3FG-A	Pct.	FT-A	Pct.	OR	DR	TR	Avg.	PF-DQ	A	TO	B	S	Pts.	Avg.
1995-96	29-3	520	81-229	.354	61-177	.345	27-38	.711	26	28	54	1.9	42-0	26	25	0	13	250	8.6
1996-97	28-1	419	60-172	.349	39-119	.328	6-16	.375	8	23	31	1.1	30-0	17	30	0	15	165	5.0
1997-98	27-24	749	105-268	.392	67-173	.387	68-86	.791	27	53	80	3.0	51-0	60	37	6	22	345	12.8
1998-99	32-24	779	124-311	.399	56-160	.350	88-115	.765	35	64	99	3.1	67-2	61	47	2	23	392	12.3
Totals	116-52	2467	370-980	.376	223-629	.355	189-255	.741	96	168	264	2.3	190-2	164	139	8	73	1152	9.9

27 - CHARLIE FRANKLIN

Year	G-S	Min.	FG-A	Pct.	3FG-A	Pct.	FT-A	Pct.	OR	DR	TR	Avg.	PF-DQ	A	TO	B	S	Pts.	Avg.
1955-56	24	---	86-239	.359	---	---	84-129	.651	---	---	240	10.0	61-3	---	---	---	---	256	9.8
1956-57	25	---	143-368	.389	---	---	128-194	.660	---	---	250	10.0	83-7	---	---	---	---	414	16.6
1957-58	24	---	144	---	---	---	132-180	.733	---	---	---	---	---	---	---	---	---	420	17.5
Totals	73	---	373	---	---	---	344-503	.684	---	---	---	---	---	---	---	---	---	1090	14.9

28 - NICK JONES

Year	G-S	Min.	FG-A	Pct.	3FG-A	Pct.	FT-A	Pct.	OR	DR	TR	Avg.	PF-DQ	A	TO	B	S	Pts.	Avg.
1964-65	26	---	103-246	.419	---	---	78-103	.757	---	---	91	3.5	78	---	---	---	---	284	10.9
1965-66	26	---	121-290	.417	---	---	53-81	.654	---	---	82	3.2	71	---	---	---	---	295	11.4
1966-67	26	---	197-446	.442	---	---	114-155	.736	---	---	89	3.4	84	---	---	---	---	508	19.5
Totals	78	---	421-982	.429	---	---	245-339	.723	---	---	262	3.4	233	---	---	---	---	1087	13.9

29 - MIKE CLARK

Year	G-S	Min.	FG-A	Pct.	3FG-A	Pct.	FT-A	Pct.	OR	DR	TR	Avg.	PF-DQ	A	TO	B	S	Pts.	Avg.
1977-78	27-14	529	68-147	.463	---	---	70-103	.680	---	---	149	5.5	95-6	11	46	3	11	206	7.6
1978-79	27-5	439	55-135	.407	---	---	41-65	.631	---	---	111	4.1	61-1	17	32	2	12	151	5.6
1979-80	27-16	646	121-243	.494	---	---	64-132	.485	---	---	175	6.5	80-2	15	68	3	25	306	11.3
1980-81	27-27	875	167-311	.537	---	---	85-143	.594	---	---	243	9.0	80-2	42	65	4	34	419	15.5
Totals	108-62	2489	411-836	.492	---	---	260-443	.587	---	---	678	6.3	316-11	85	211	12	82	1082	10.0

30 - GARRETT SIM

Year	G-S	Min.	FG-A	Pct.	3FG-A	Pct.	FT-A	Pct.	OR	DR	TR	Avg.	PF-DQ	A	TO	B	S	Pts.	Avg.
2008-09	31-26	736	71-200	.355	34-105	.324	35-45	.778	15	39	54	1.7	50-0	63	61	4	22	211	6.8
2009-10	32-5	493	45-124	.363	26-78	.333	17-24	.708	21	32	53	1.7	47-1	31	24	3	17	133	4.2
2010-11	39-36	1022	112-272	.412	52-150	.347	44-53	.830	25	64	89	2.3	63-0	71	31	2	30	320	8.2
2011-12	34-34	1069	140-288	.486	73-157	.465	61-70	.871	13	73	86	2.5	44-0	91	61	7	34	414	12.2
Totals	136-101	3320	368-884	.416	185-490	.378	157-192	.818	74	208	282	2.1	204-1	256	183	16	103	1078	7.9

31 - GLENN MOORE

Year	G-S	Min.	FG-A	Pct.	3FG-A	Pct.	FT-A	Pct.	OR	DR	TR	Avg.	PF-DQ	A	TO	B	S	Pts.	Avg.
1959-60	26	---	168-379	.443	---	---	100-159	.629	---	---	221	8.5	80-2	---	---	---	---	376	14.4
1960-61	26	---	114-314	.363	---	---	95-129	.736	---	---	194	7.5	76	---	---	---	---	323	12.4
1962-63	25	---	125-364	.343	---	---	84-122	.689	---	---	193	7.7	69	---	---	---	---	334	13.4
Totals	77	---	407-1057	.385	---	---	279-410	.680	---	---	608	7.9	225	---	---	---	---	1033	13.4

32 - BILL DROZDIK

Year	G-S	Min.	FG-A	Pct.	3FG-A	Pct.	FT-A	Pct.	OR	DR	TR	Avg.	PF-DQ	A	TO	B	S	Pts.	Avg.
1968-69	25	---	107-230	.465	---	---	73-91	.802	---	---	153	6.1	74-5	---	---	---	---	287	11.5
1969-70	26	---	137-276	.496	---	---	114-137	.832	---	---	120	4.6	77-5	---	---	---	---	388	14.9
1970-71	26	---	125-277	.451	---	---	87-100	.870	---	---	119	4.6	74-3	---	---	---	---	337	12.9
Totals	77	---	369-783	.471	---	---	274-328	.835	---	---	392	5.1	225-13	---	---	---	---	1012	13.1

33 - ANTOINE STOUDAMIRE

Year	G-S	Min.	FG-A	Pct.	3FG-A	Pct.	FT-A	Pct.	OR	DR	TR	Avg.	PF-DQ	A	TO	B	S	Pts.	Avg.
1991-92	22-19	764	153-335	.457	47-120	.392	99-137	.723	41	62	103	4.7	49-0	38	71	1	18	452	20.5
1992-93	30-30	946	182-414	.440	42-118	.356	152-213	.714	81	82	163	5.4	81-3	69	77	2	31	558	18.6
Totals	52-49	1710	335-749	.447	89-238	.374	251-350	.717	122	144	266	5.1	130-3	107	148	3	49	1010	19.4

SCORING LEADERS

YEAR-BY-YEAR SCORING LEADERS

Year	Player	G	FG-FGA	FT-FTA	Pts.	Avg.
1949-50	Will Urban	26	92-289	60-106	290	11.1
1950-51	Jim Loscutoff	31	118-401	51-82	318	10.3
	Bob Peterson	19	80-299	24-70	230	12.1
1951-52	Chet Noe	30	142-447	92-156	376	12.5
	Bob Peterson	28	139-423	74-114	352	12.6
1952-53	Chet Noe	28	155-N/A	150-239	460	16.4
1953-54	Ed Halberg	27	120-262	95-138	335	12.3
1954-55	Jim Loscutoff	25	202-544	101-171	505	19.4
1955-56	Max Anderson	26	130-388	142-209	402	15.4
1956-57	Charlie Franklin	25	143-363	128-194	414	16.6
1957-58	Charlie Franklin	24	145-N/A	132-N/A	422	17.6
1958-59	Dale Herron	24	95-301	105-162	295	12.3
1959-60	Glenn Moore	26	168-379	100-159	376	14.4
1960-61	Charlie Warren	26	177-445	89-130	443	17.0
1961-62	Charlie Warren	26	220-551	136-186	576	22.2
1962-63	Steve Jones	26	142-338	92-119	376	14.5
	Jim Johnson	26	138-319	100-141	376	14.5
1963-64	Steve Jones	26	158-386	106-134	422	16.2
1964-65	Jim Barnett	26	175-420	144-184	494	19.0
1965-66	Jim Barnett	23	152-371	139-177	443	19.3
1966-67	Nick Jones	26	197-446	114-155	508	19.5
1967-68	Ken Smith	26	148-331	110-151	406	15.6
1968-69	Stan Love	26	183-405	97-152	463	17.8
1969-70	Stan Love	26	199-385	144-207	542	20.8
1970-71	Stan Love	26	247-477	145-187	639	24.6
1971-72	Doug Little	25	152-359	75-98	379	15.2
1972-73	Ron Lee	26	192-451	105-150	489	18.8
1973-74	Ron Lee	26	203-478	80-112	486	18.7
1974-75	Ron Lee	30	230-590	92-126	552	18.4
1975-76	Ron Lee	30	213-487	132-166	558	18.6
1976-77	Greg Ballard	29	238-452	153-179	629	21.7
1977-78	Dan Hartshorne	26	97-190	48-78	242	9.3
	Phil Barner	27	105-249	39-72	249	9.2
1978-79	Rob Closs	27	99-212	81-93	279	10.3
1979-80	Mike Clark	27	121-243	64-132	306	11.3
1980-81	Mike Clark	27	167-311	85-143	419	15.5
1981-82	John Greig	27	145-308	139-173	429	15.8
1982-83	Blair Rasmussen	27	160-296	80-116	400	14.8
1983-84	Blair Rasmussen	29	196-377	90-112	482	16.6
1984-85	Blair Rasmussen	31	195-381	109-151	499	16.1
1985-86	Anthony Taylor	28	172-374	133-164	477	17.0
1986-87	Anthony Taylor	30	224-476	125-155	589	19.6
1987-88	Anthony Taylor	26	191-417	131-157	555	21.3
1988-89	Frank Johnson	29	156-359	108-152	472	16.3
1989-90	Terrell Brandon	29	190-401	97-129	518	17.9
1990-91	Terrell Brandon	28	273-556	159-187	745	26.6
1991-92	Antoine Stoudamire	22	153-335	99-137	452	20.5
1992-93	Antoine Stoudamire	30	182-414	152-213	558	18.6
1993-94	Orlando Williams	27	166-377	88-112	501	18.6
1994-95	Orlando Williams	28	164-361	102-135	524	18.7
1995-96	Kenya Wilkins	29	120-300	126-149	398	13.7
	Jamal Lawrence	29	139-334	40-58	398	13.7
1996-97	Kenya Wilkins	28	148-290	113-137	440	15.7
1997-98	Terik Brown	27	105-268	68-86	345	12.8
1998-99	Alex Scales	32	164-406	79-107	457	14.3
1999-00	Alex Scales	30	179-393	78-100	490	16.3
2000-01	Bryan Bracey	28	177-359	130-165	522	18.6
2001-02	Fred Jones	34	215-413	169-194	650	18.6
2002-03	Luke Ridnour	33	203-470	162-184	649	19.7
2003-04	Luke Jackson	31	210-430	163-189	656	21.2
2004-05	Aaron Brooks	27	126-294	94-110	398	14.7
2005-06	Malik Hairston	32	175-372	47-124	479	15.0
2006-07	Aaron Brooks	35	213-463	115-136	621	17.7
2007-08	Malik Hairston	31	176-335	101-138	505	16.3
2008-09	Tajuan Porter	30	148-377	95-109	477	15.4
2009-10	Tajuan Porter	28	123-338	56-61	368	13.1
2010-11	Joewan Catron	37	195-416	178-248	588	15.9
2011-12	Devoe Joseph	28	166-351	70-88	468	16.7
2012-13	E.J. Singler	37	141-343	99-126	432	11.7
2013-14	Joseph Young	34	206-429	155-176	643	18.9
2014-15	Joseph Young	36	265-592	124-134	745	20.7


Includes three-point field goals since 1986-87

OREGON PLAYERS WITH TRIPLE - DOUBLES

Player	P-R-A	Opponent (W-L, Score)	Date
Ron Lee	15-12-11	Montana State (W, 83-63)	12-7-1972
Luke Jackson	14-11-10	at Washington (W, 85-73)	2-17-2001
Luke Jackson	14-11-10	Florida A&M (W, 107-66)	12-20-2002



Ron Lee recorded the first triple-double in school history in a game against Montana State on Dec. 7, 1972.



Fred Jones averaged a team-best 18.6 points per game during the 2001-02 season for the Ducks, who were an Elite Eight team that year.

TOP 10 SCORERS

MOST POINTS IN A SINGLE GAME

Pts.	Player	Opponent (W-L, Score)	Date
43	Greg Ballard	Oral Roberts (W, 90-89)	3-9-1977
42	Luke Jackson	Arizona (L, 100-87)	2-19-2004
41	Ron Lee	Seattle (W, 96-65)	1-26-1976
41	Greg Ballard	California (L, 107-102)	2-10-1977
40	Stan Love	California (W, 98-91)	2-13-1970
40	Greg Ballard	Oregon State (L, 78-73)	3-3-1977
40	Orlando Williams	Washington State (W, 98-87)	2-19-1994
40	Luke Jackson	Colorado (W, 77-72 OT)	3-17-2004
39	Luke Jackson	Oregon State (L, 90-81)	1-10-2004
38	Terrell Brandon	Oregon State (L, 84-76)	1-12-1991
38	Tajuan Porter	Portland State (W, 116-68)	11-12-2006
37	Steve Jones	Washington State (W, 79-62)	12-27-1963
37	Blair Rasmussen	Washington State (W, 78-73)	2-16-1984
36	Charlie Franklin	Washington State (W, 87-81)	1-25-1957
36	Charlie Franklin	Washington (W, 87-83)	2-15-1958
36	Charlie Warren	Portland (W, 64-51)	12-1-1961
36	Anthony Taylor	Arizona State (W, 86-84)	1-14-1988
36	Fred Jones	Arizona State (L, 86-74)	3-1-2001
36	Fred Jones	Stanford (L, 90-87 OT)	2-7-2002
36	Joseph Young	Western Carolina (W, 107-83)	11-13-2013
35	Jim Loscutoff	Brigham Young (W, 82-71)	1-28-1955
35	Charlie Franklin	Idaho (W, 81-76)	1-25-1958
35	Charlie Franklin	Idaho (W, 82-75)	2-8-1958
35	Nick Jones	USC (L, 73-70)	2-18-1967
35	Stan Love	Montana (W, 92-81)	12-12-1969
35	Stan Love	Washington (W, 82-75)	1-25-1971
35	Greg Ballard	Washington State (W, 70-56)	2-28-1976
34	Stan Love	Texas Tech (W, 96-81)	12-4-1970
34	Stan Love	USC (L, 93-78)	2-13-1971
34	Stan Love	Stanford (W, 80-75)	2-27-1971
34	Ron Lee	Washington (W, 84-82)	3-2-1974
34	Greg Ballard	Nevada-Las Vegas (L, 78-67)	12-1-1976
34	Anthony Taylor	Seattle Pacific (W, 85-68)	12-13-1986
34	Antoine Stoudamire	Oregon State (W, 64-63)	2-8-1992
34	Jamal Lawrence	Arizona (L, 70-65)	1-27-1996
34	Aaron Brooks	USC (W, 90-83)	12-31-2004
33	Charlie Warren	Idaho (W, 91-76)	2-10-1962
33	Nick Jones	UCLA (W, 79-72)	2-19-1966
33	Stan Love	California (W, 77-71)	2-7-1970
33	Stan Love	Stanford (W, 92-91)	2-14-1970
33	Ron Lee	Nevada-Las Vegas (W, 94-77)	12-13-1974
33	Terrell Brandon	Western Michigan (W, 73-64)	12-28-1990
33	Terrell Brandon	Stanford (W, 81-77)	1-6-1991
33	Orlando Williams	Saint Mary's (W, 76-70)	12-30-1993
33	Fred Jones	Washington (W, 90-84)	2-23-2002
33	Tajuan Porter	Nevada-Las Vegas (W, 76-72)	3-23-2007
33	Tajuan Porter	Washington (L, 84-103)	2-14-2009
33	Devoe Joseph	California (L, 83-86)	2-16-2012
32	Barney Holland	Washington State (W, 75-73)	1-15-1954
32	Charlie Warren	Oregon State (W, 82-66)	2-3-1962
32	Jim Barnett	Kansas State (L, 92-58)	12-21-1965
32	Jim Barnett	Northwestern (W, 82-74)	12-30-1965
32	Stan Love	Portland (W, 121-78)	2-16-1970
32	Stan Love	Oregon State (W, 78-76)	3-12-1971
32	Ron Lee	Oregon State (W, 82-80)	3-8-1975
32	Greg Ballard	California (W, 75-64)	2-13-1976
32	Anthony Taylor	Santa Clara (W, 81-65)	3-17-1988
32	Terrell Brandon	UCLA (L, 90-83)	1-26-1991
32	Antoine Stoudamire	USC (L, 69-68)	2-13-1992
32	Fred Jones	Kansas (L, 104-86)	3-24-2002
32	Bryce Taylor	USC (W, 81-57)	3-10-2007
32	Maarty Leunen	Oregon State (W, 80-68)	3-2-2008
32	Tajuan Porter	Washington State (W, OT, 82-80)	3-6-2010
32	Joseph Young	Coppin State (W, 107-65)	11-14-2014
32	Joseph Young	Washington State (L, OT, 108-99)	1-15-2015
32	Joseph Young	Washington (W, 78-74)	2-4-2015



Tajuan Porter ranks fifth all-time in career scoring with 1,803 career points in 126 games played.

TOP 10 - POINTS IN A CAREER

Rank	Pts.	Player	G	FG-FGA	FT-FTA	Avg.	Year
(1)	2,085	Ron Lee	112	838-2006	409-554	18.6	1972-76
(2)	1,970	Luke Jackson	126	645-1398	506-596	15.6*	2000-04
(3)	1,939	Anthony Taylor	115	714-1520	453-570	16.9*	1984-88
(4)	1,829	Greg Ballard	115	675-1324	479-616	15.9	1973-77
(5)	1,803	Tajuan Porter	126	584-1499	290-333	14.3*	2006-10
(6)	1,674	Orlando Williams	112	567-1260	258-342	14.9*	1991-95
(7)	1,644	Stan Love	78	629-1275	386-546	21.1	1968-71
	1,644	Fred Jones	125	554-1151	389-483	13.2*	1998-02
	1,644	Malik Hairston	117	612-1214	275-428	14.1*	2004-08
(10)	1,554	Blair Rasmussen	114	618-1195	318-432	13.6	1981-85

*Includes 3-point field goals

TOP 10 - SEASON SCORING AVERAGES

Rank	Ave.	Player	G	FG-FGA	FT-FTA	Pts.	Year
(1)	26.6*	Terrell Brandon	28	273-556	159-187	745	1990-91
(2)	24.6	Stan Love	26	247-477	145-187	639	1970-71
(3)	22.2	Charlie Warren	26	220-551	136-186	576	1961-62
(4)	21.7	Greg Ballard	29	238-452	153-179	629	1976-77
(5)	21.3*	Anthony Taylor	26	191-417	131-157	555	1987-88
(6)	21.2*	Luke Jackson	31	210-430	163-189	656	2003-04
(7)	20.8	Stan Love	26	199-385	144-207	542	1969-70
(8)	20.7*	Joseph Young	36	265-592	124-134	745	2014-15
(9)	20.5*	Antoine Stoudamire	22	153-335	99-137	452	1991-92
(10)	19.7*	Luke Ridnour	33	203-470	162-184	649	2002-03

TOP 10 - POINTS IN A SINGLE SEASON

Rank	Pts.	Player	G	FG-FGA	FT-FTA	Avg.	Year
(1)	745*	Terrell Brandon	28	273-556	159-187	26.6	1990-91
	745*	Joseph Young	36	265-292	124-134	20.7	2014-15
(3)	656*	Luke Jackson	31	210-430	163-189	21.2	2003-04
(4)	650*	Fred Jones	34	215-413	169-194	18.6	2001-02
(5)	649*	Luke Ridnour	33	203-470	162-184	19.7	2002-03
(6)	643*	Joseph Young	34	206-429	155-176	18.9	2013-14
(7)	639	Stan Love	26	247-477	145-187	24.6	1970-71
(8)	629	Greg Ballard	29	238-452	153-179	21.7	1976-77
(9)	621*	Aaron Brooks	35	213-463	115-136	17.7	2006-07
(10)	589*	Anthony Taylor	30	224-476	125-155	19.6	1986-87

OREGON SCORING CHAMPIONS

Pacific-10		Northern Division	
1988 — Anthony Taylor	21.3	1938 — Laddie Gale	12.4
1991 — Terrell Brandon	26.6	1939 — Laddie Gale	11.6
2007 — Aaron Brooks	17.7	1940 — John Dick	11.5
2015 — Joseph Young	20.7	1941 — Vic Townsend	10.9
		1944 — Bob Hamilton	10.7
		1949 — Roger Wiley	14.7
		1955 — Jim Loscutoff	19.6
Pacific-8			
1970 — Stan Love	20.8		
1971 — Stan Love	27.3		
1974 — Ron Lee	19.2		
1977 — Greg Ballard	21.7		

TOP 10 LEADERS




Maarty
Leunen

REBOUNDING - MOST IN A SEASON

Rank	Reb.	Player	Games	Year	Avg.
(1)	465	Bob Peterson	28	1951-52	16.6
(2)	448	Jim Loscutt	26	1954-55	17.1
(3)	410	Chet Noe	28	1952-53	14.6
(4)	398	Jim Loscutt	31	1950-51	12.8
(5)	377	Chet Noe	30	1951-52	12.5
(6)	350	Arsalan Kazemi	35	2012-13	10.0
(7)	315	Max Anderson	26	1955-56	12.1
(8)	313	Greg Ballard	30	1975-76	10.4
(9)	304	Maarty Leunen	37	2006-07	8.2
(10)	294	Stan Love	26	1970-71	11.3

REBOUNDING - MOST IN A CAREER

Rank	Reb.	Player	Games	Years	Avg.
(1)	1,114	Greg Ballard	115	1973-77	9.7
(2)	903	Maarty Leunen	127	2004-08	7.1
(3)	890	Chet Noe	79	1950-53	11.2
(4)	860	Max Anderson	79	1954-56	10.9
(5)	846	Jim Loscutt	57	1950-55	14.8
(6)	818	Stan Love	78	1968-71	10.5
(7)	747	Charlie Franklin	73	1955-58	10.2
(8)	746	Luke Jackson	126	2000-04	5.9
(9)	730	Charlie Warren	80	1959-62	9.1
(10)	729	Joevan Catron	133	2006-11	5.5



Greg
Ballard

REBOUNDING - BEST SEASON AVERAGE

Rank	Avg.	Player	Games	Year	Reb.
(1)	17.2	Jim Loscutt	26	1954-55	448
(2)	16.6	Bob Peterson	28	1951-52	465
(3)	14.6	Chet Noe	28	1952-53	410
(4)	12.8	Jim Loscutt	31	1950-51	398
(5)	12.5	Chet Noe	30	1951-52	377
(6)	12.1	Max Anderson	26	1955-56	315
(7)	11.6	Hal Duffy	25	1956-57	290
(8)	11.3	Stan Love	26	1970-71	294
(9)	11.2	Max Anderson	26	1954-55	291
(10)	10.4	Greg Ballard	30	1975-76	313



Jim
Loscutt

ASSISTS - MOST IN A GAME (SINCE 1972-73)

Rank	Asst.	Player	Opponent	Date
(1)	17	Ron Lee	Villanova	12-23-1974
(2)	15	Johnathan Loyd	Mississippi	12-8-2103
(3)	13	Terrell Brandon	Portland	12-9-1989
	13	Andre Collier	UCLA	1-14-1993
	13	Darius Wright	Arizona	1-21-1999
	13	Malcolm Armstead	Oregon State	2-19-2011
	13	Johnathan Loyd	Pacific	11-29-2013
(8)	12	David Girley	Washington	3-7-1987
	12	Kenya Wilkins	USC	2-3-1996
	12	Luke Jackson	Arizona St.	1-22-2004
	12	Malcolm Armstead	UCLA	1-28-2010



Terrell
Brandon

ASSISTS - MOST IN A SEASON

Rank	Asst.	Player	Games	Year	Avg.
(1)	218	Luke Ridnour	33	2002-03	6.6
(2)	184	Ron Lee	30	1975-76	6.1
(3)	176	Luke Ridnour	35	2001-02	5.0
(4)	174	Terrell Brandon	29	1989-90	6.0
(5)	172	Kenya Wilkins	29	1995-96	5.9
(6)	171	Kenya Wilkins	28	1994-95	6.1
(7)	167	Malcolm Armstead	38	2010-11	4.4
(8)	163	Ron Lee	30	1974-75	5.4
(9)	161	Johnathan Loyd	34	2013-14	4.7
(10)	150	Darius Wright	32	1998-99	4.7



Luke
Ridnour

ASSISTS - MOST IN A CAREER

Rank	Asst.	Player	Games	Years	Avg.
(1)	614	Kenya Wilkins	112	1993-97	5.5
(2)	572	Ron Lee	112	1972-76	5.1
(3)	500	Luke Ridnour	96	2000-03	5.2
(4)	471	Aaron Brooks	115	2003-07	4.1
(5)	458	Johnathan Loyd	144	2010-14	3.2
(6)	424	Luke Jackson	126	2000-04	3.4
(7)	367	Fred Jones	125	1998-02	2.9
(8)	315	Terrell Brandon	57	1989-91	5.5
(9)	309	Mike Drummond	95	1974-78	3.3
(10)	305	Malcolm Armstead	70	2010-11	4.3



Greg Ballard holds the school record for most career re-
bounds with 1,114 (in 115 games from 1973-77).




Blair Rasmussen is the school record holder for most
blocks in a game with eight (vs. Davidson, 12-27-1984).



Ron Lee holds the school record for assists in a single
game with 17 (set against Villanova Dec. 23, 1974).



TOP 10 LEADERS



Blair Rasmussen

BLOCKED SHOTS - MOST IN A GAME (SINCE 1977-78)

Rank	Blks.	Player	Opponent	Date
(1)	8	Blair Rasmussen	Davidson	12-27-1984
	8	Jordan Bell	Arizona State	1-10-2015
(3)	6	Jordan Bell	Portland State	11-30-2014
(4)	5	(14 times)		

BLOCKED SHOTS - MOST IN A SEASON

Rank	Blks.	Player	Games	Year	Avg.
(1)	94	Jordan Bell	35	2014-15	2.7
(2)	51	Tony Woods	33	2011-12	1.5
(3)	42	Blair Rasmussen	29	1983-84	1.4
(4)	41	Bob Fife	28	1990-91	1.5
(5)	40	Tony Woods	37	2012-13	1.1
(6)	38	Bob Fife	29	1989-90	1.3
	38	Chris Christoffersen	35	2001-02	1.1
(8)	37	Michael Dunigan	28	2009-10	1.3
(9)	34	Brett Coffey	29	1988-89	1.2
(10)	33	Blair Rasmussen	31	1984-85	1.1

BLOCKED SHOTS - MOST IN A CAREER


Rank	Blks.	Player	Games	Years	Avg.
(1)	116	Blair Rasmussen	114	1981-85	1.0
(2)	94	Jordan Bell	35	2014-15	2.7
(3)	93	Bob Fife	80	1989-93	1.2
(4)	91	Tony Woods	70	2011-13	1.3
(5)	75	Chris Christoffersen	93	1998-02	0.8
(6)	74	Henry Madden	82	1993-98	0.9
	74	Fred Jones	125	1998-02	0.6
(8)	71	Malik Hairston	117	2004-08	0.6
(9)	65	Michael Dunigan	57	2008-10	1.1
(10)	63	Brett Coffey	59	1987-89	1.1
	63	E.J. Singler	142	2009-13	0.4



Bob Fife

STEALS - MOST IN A GAME (SINCE 1971-72)


Rank	Stls.	Player	Opponent	Date
(1)	9	Kenya Wilkins	Boise State	12-20-1996
(2)	8	Ron Lee	UNC-Charlotte	3-15-1976
	8	Terrell Brandon	Arizona State	3-7-1991
(4)	6	Ron Lee	Hawaii	11-28-1975
	6	Ron Lee	San Jose State	1-3-1976
	6	Darius Wright	USC	1-7-1999
	6	Malcolm Armstead	Washington	3-11-2011
	6	Mike Moser	Georgetown	11-8-2013
	6	Joseph Young	USC	2-1-2014
(10)	5	32 tied		



Kenya Wilkins

STEALS - MOST IN A SEASON

Rank	Stls.	Player	Games	Year	Avg.
(1)	89	Malcolm Armstead	38	2010-11	2.3
(2)	71	Arsalan Kazemi	35	2012-13	1.9
(3)	65	Malcolm Armstead	32	2009-10	2.0
(4)	63	Terrell Brandon	28	1990-91	2.3
	63	Fred Jones	35	2001-02	1.8
	63	Luke Ridnour	33	2002-03	1.9
(7)	61	Kenya Wilkins	29	1995-96	2.1
(8)	58	Luke Ridnour	35	2001-02	1.7
(9)	55	Kenya Wilkins	28	1996-97	1.9
(10)	54	Luke Jackson	32	2002-03	1.7



Fred Jones

STEALS - MOST IN A CAREER

Rank	Stls.	Player	Games	Years	Avg.
(1)	213	Kenya Wilkins	112	1993-97	1.9
(2)	160	Luke Jackson	126	2000-04	1.3
(3)	154	Malcolm Armstead	70	2010-11	2.2
(4)	152	Johnathan Loyd	144	2010-14	1.1
(5)	150	Luke Ridnour	96	2000-03	1.6
(6)	148	Fred Jones	125	1998-02	1.2
(7)	147	Anthony Taylor	115	1984-88	1.3
(8)	127	Aaron Brooks	115	2003-07	1.1
(9)	121	Maarty Leunen	127	2004-08	1.0
(10)	114	Terrell Brandon	57	1989-91	2.0



Anthony Taylor



Malik Hairston had 71 blocks in 117 career games for the Ducks from 2004-08.



Kenya Wilkins, who played in 112 games, is the school record holder for career assists (614) and steals (213).



Anthony Taylor, who played in 115 career games in four seasons, ranks fifth all-time in career steals at Oregon.

TOP 10 LEADERS



Dick Wilkins

FIELD GOALS MADE - MOST IN A SEASON

Rank	FG	Player	Games	Year	
(1)	273	Terrell Brandon	28	1990-91	(556 att.)
(2)	265	Joseph Young	36	2014-15	(592 att.)
(3)	247	Stan Love	26	1970-71	(477 att.)
(4)	238	Dick Wilkins	45	1944-45	(n/a att.)
	238	Greg Ballard	29	1976-77	(452 att.)
(6)	230	Ron Lee	30	1974-75	(590 att.)
(7)	224	Anthony Taylor	30	1986-87	(476 att.)
(8)	220	Charlie Warren	26	1961-62	(551 att.)
(9)	215	Fred Jones	35	2001-02	(413 att.)
(10)	213	Ron Lee	30	1975-76	(487 att.)
	213	Aaron Brooks	35	2006-07	(463 att.)

FIELD GOALS MADE - MOST IN A CAREER

Rank	FG	Player	Games	Years	
(1)	838	Ron Lee	112	1972-76	(2,006 att.)
(2)	714	Anthony Taylor	115	1984-88	(1,520 att.)
(3)	675	Greg Ballard	115	1973-77	(1,324 att.)
(4)	645	Luke Jackson	126	2000-04	(1,398 att.)
(5)	629	Stan Love	78	1968-71	(1,288 att.)
(6)	618	Blair Rasmussen	114	1981-85	(1,195 att.)
(7)	612	Malik Hairston	117	2004-08	(1,214 att.)
(8)	584	Tajuan Porter	126	2006-10	(1,499 att.)
(9)	567	Orlando Williams	112	1991-95	(1,260 att.)
(10)	554	Fred Jones	125	1998-02	(1,151 att.)



Malik Hairston

3-POINTERS MADE - MOST IN A SEASON


Rank	3FG	Player	Games	Year	
(1)	110	Tajuan Porter	35	2006-07	(252 att.)
(2)	94	Orlando Williams	28	1994-95	(221 att.)
(3)	93	Luke Ridnour	35	2001-02	(211 att.)
(4)	91	Joseph Young	36	2014-15	(255 att.)
(5)	90	James Davis	33	2002-03	(209 att.)
(6)	86	Tajuan Porter	31	2008-09	(228 att.)
	86	James Davis	31	2003-04	(209 att.)
(8)	85	Jamal Lawrence	28	1996-97	(191 att.)
(9)	83	Tajuan Porter	32	2007-08	(233 att.)
(10)	81	Orlando Williams	27	1993-94	(219 att.)
	81	Luke Ridnour	33	2002-03	(212 att.)



Tajuan Porter

3-POINTERS MADE - MOST IN A CAREER

Rank	3FG	Player	Games	Years	
(1)	345	Tajuan Porter	126	2006-10	(896 att.)
(2)	282	Orlando Williams	112	1991-95	(718 att.)
(3)	242	James Davis	115	2000-04	(595 att.)
(4)	223	Terik Brown	116	1995-99	(629 att.)
(5)	205	Aaron Brooks	115	2003-07	(548 att.)
(6)	203	Luke Ridnour	96	2000-03	(522 att.)
(7)	194	Jamal Lawrence	85	1994-97	(482 att.)
(8)	185	Garrett Sim	136	2008-12	(490 att.)
(9)	174	Luke Jackson	126	2000-04	(433 att.)
(10)	168	Bryce Taylor	117	2004-08	(453 att.)
	168	E.J. Singler	142	2009-13	(451 att.)



Orlando Williams

FREE THROWS MADE - MOST IN A SEASON

Rank	FT	Player	Games	Year	
(1)	178	Joevan Catron	37	2010-11	(248 att.)
(2)	169	Fred Jones	35	2001-02	(194 att.)
(3)	163	Luke Jackson	31	2003-04	(189 att.)
(4)	162	Luke Ridnour	33	2002-03	(184 att.)
(5)	159	Terrell Brandon	28	1990-91	(187 att.)
	159	Luke Jackson	35	2001-02	(184 att.)
(7)	155	Joseph Young	34	2013-14	(176 att.)
(8)	153	Greg Ballard	29	1976-77	(179 att.)
(9)	152	Antoine Stoudamire	30	1992-93	(213 att.)
(10)	150	Chet Noe	28	1952-53	(239 att.)



Jim Barnett

FREE THROWS MADE - MOST IN A CAREER

Rank	FT	Player	Games	Years	
(1)	506	Luke Jackson	126	2000-04	(596 att.)
(2)	479	Greg Ballard	115	1973-77	(616 att.)
(3)	453	Anthony Taylor	115	1984-88	(590 att.)
(4)	442	Kenya Wilkins	112	1994-97	(567 att.)
(5)	409	Ron Lee	112	1972-76	(554 att.)
(6)	397	Jim Barnett	75	1963-66	(523 att.)
(7)	389	Fred Jones	125	1998-02	(483 att.)
(8)	386	Stan Love	78	1968-71	(546 att.)
(9)	364	E.J. Singler	142	2009-13	(429 att.)
(10)	350	Joevan Catron	133	2006-11	(518 att.)



Terrell Brandon made 273 field goals during the 1990-91 season, the most of any UO player in a single season.




Tajuan Porter is the school record holder with 345 career 3-pointers made (896 total attempts).



Luke Jackson made a school record 506 career free throws (596 total attempts) in four seasons at UO.



TOP 10 LEADERS




Richard Lucas

FIELD GOAL PERCENTAGE - BEST IN A SEASON

Rank	Pct.	Player	Games	Year	(FG-A)
(1)	.619	Richard Lucas	28	1990-91	(169-273)
(2)	.597	Jordan Bell	35	2014-15	(83-139)
(3)	.595	Arsalan Kazemi	35	2012-13	(113-190)
(4)	.578	Elgin Cook	34	2013-14	(78-134)
(5)	.571	Greg Trapp	29	1983-84	(108-189)
(6)	.562	Ian Crosswhite	31	2003-04	(131-233)
(7)	.565	Olu Ashaolu	34	2011-12	(118-209)
(8)	.559	Maarty Leunen	32	2007-08	(157-281)
(9)	.555	Jerry Adams	28	1985-86	(122-220)
(10)	.552	John Greig	27	1980-81	(128-232)

FIELD GOAL PERCENTAGE - BEST IN A CAREER


Rank	Pct.	Player	Games	Years	(FG-A)
(1)	.565	Richard Lucas	111	1987-91	(364-644)
(2)	.543	Greg Trapp	58	1984-85	(239-440)
(3)	.536	Elgin Cook	70	2013-15	(246-459)
(4)	.531	Keith Balderston	106	1985-88	(270-508)
(5)	.530	David Brantley	99	1980-84	(372-702)
(6)	.526	Tony Woods	70	2011-13	(211-401)
(7)	.525	Kyle Milling	116	1992-97	(329-626)
(8)	.524	Jerry Adams	111	1981-86	(262-500)
	.524	Ian Crosswhite	83	2003-05	(296-565)
(10)	.518	Bryan Bracey	58	1999-01	(268-517)



Greg Trapp

3-POINT FIELD GOAL PERC. - BEST IN A SEASON

Rank	Pct.	Player	Games	Year	(3FG-A)
(1)	.504	Jason Calliste	34	2013-14	(65-129)
(2)	.500	Anthony Lever	35	2001-02	(53-106)
(3)	.491	Maarty Leunen	32	2007-08	(59-120)
(4)	.481	David Girley	28	1986-87	(50-104)
(5)	.465	Garrett Sim	34	2011-12	(73-157)
(6)	.460	Frank Johnson	30	1987-88	(35-76)
(7)	.448	A.D. Smith	27	1997-98	(26-58)
(8)	.445	Jamal Lawrence	28	1996-97	(85-191)
(9)	.442	Anthony Taylor	26	1987-88	(42-95)
(10)	.441	Andre Joseph	31	2003-04	(67-152)



Anthony Lever

3-POINT FIELD GOAL PERC. - BEST IN A CAREER

Rank	Pct.	Player	Games	Years	(3FG-A)
(1)	.481	David Girley	103	1983-87	(50-104)
(2)	.429	Frank Johnson	59	1987-89	(87-203)
	.429	Jalil Abdul-Bassit	52	2013-15	(66-154)
(4)	.414	Anthony Lever	93	1999-02	(116-280)
(5)	.407	James Davis	115	2000-04	(242-595)
(6)	.403	Anthony Taylor	115	1986-88	(58-144)
(7)	.402	Jamal Lawrence	85	1994-97	(194-482)
	.402	Luke Jackson	126	2000-04	(174-433)
(9)	.3972	Andre Joseph	63	2002-04	(114-287)
(10)	.3969	Maarty Leunen	127	2004-08	(131-330)



Kevin Mixon

FREE THROW PERCENTAGE - BEST IN A SEASON

Rank	Pct.	Player	Games	Years	(FT-A)
(1)	.925	Joseph Young	36	2014-15	(124-134)
(2)	.923	Kevin Mixon	28	1990-91	(60-65)
(3)	.918	Tajuan Porter	28	2009-10	(56-61)
(4)	.909	Tajuan Porter	35	2006-07	(80-88)
	.909	E.J. Singler	34	2011-12	(110-121)
(6)	.882	John Greig	27	1980-81	(82-93)
(7)	.881	Joseph Young	34	2013-14	(155-176)
(8)	.880	Luke Ridnour	33	2002-03	(162-184)
(9)	.876	Denny Strickland	25	1960-61	(85-97)
(10)	.873	Jason Calliste	34	2013-14	(137-157)



Rob Closs

FREE THROW PERCENTAGE - BEST IN A CAREER

Rank	Pct.	Player	Games	Years	(FT-A)
(1)	.900	Joseph Young	70	2013-15	(279-310)
(2)	.871	Tajuan Porter	126	2006-10	(290-333)
(3)	.868	Rob Closs	78	1976-79	(145-167)
(4)	.859	Luke Ridnour	96	2000-03	(334-389)
(5)	.849	Luke Jackson	126	2000-04	(506-596)
(6)	.848	E.J. Singler	142	2009-13	(364-429)
(7)	.835	Bill Drozdiak	77	1968-71	(274-328)
(8)	.834	Aaron Brooks	115	2003-07	(306-367)
(9)	.819	John Greig	71	1979-82	(253-309)
(10)	.818	Garrett Sim	136	2008-12	(157-192)



Bryan Bracey had a career field goal percentage of .518 which ranks 10th all-time at Oregon.



Jason Calliste has the top single-season 3-point field goal percentage in school history (.504, 65-of-129, 2013-14).



Joseph Young set the UO single-season free throw percentage record (.925) as well as the UO and Pac-12 career record (.900).

SCHOOL RECORDS

TEAM RECORDS

Game	
Points	121 vs. Portland, 2-16-1970
Points, Conference Game	115 vs. Washington State, 2-21-2002
Field Goals Made	50 vs. Portland, 2-16-1970
Field Goal Attempts	109 vs. Idaho, 2-14-1947+
Field Goal Percentage710 vs. Arizona, 1-31-1983
3-Point Field Goals Made	18 at California, 2-9-2008 (31 attempts)
3-Point Field Goal Attempts	38 vs. Arizona State, 2-12-2004 (14 made), vs. Mississippi State, 3-21-2008 (9 made)
3-Point Field Goal Percentage857 vs. Arizona State, 1-2-1987 (6-7), vs. Washington, 1-22-1987 (6-7)
Free Throws Made	39 vs. Rice, 12-30-1977
Free Throw Attempts	54 vs. Washington, 2-10-2005
Free Throw Percentage	1.000 vs. Washington State, 1-25-2003 (19-19)
Rebounds	77 vs. Brigham Young, 1-28-1955
Personal Fouls	41 vs. Oregon State, 11-9-1947, at California, 2-10-1977
Assists	30 at Hawaii-Hilo, 11-24-1995, vs. Florida A&M, 12-20-2002
Turnovers	31 vs. UNC Charlotte, 11-2-1979, at Illinois-Chicago, 11-23-1999
Blocked Shots	12 vs. Arizona State, 1-10-2015
Steals	17 vs. West Florida, 11-30-1995, vs. Grambling State, 11-24-2002 vs. San Jose State, 11-20-2010

Season

Games	45, 1944-45
Points	2,994, 2001-02 (35 games)
Scoring Average	85.5, 2001-02 (35 games; 2,994 points)
Field Goals Made	1,014, 2001-02 (2,082 attempts)
Field Goal Attempts	2,287, 2010-2011
Field Goal Percentage522, 1983-84 (742-1,422)
3-Point Field Goals Made	350, 2006-07 (897 attempts)+
3-Point Field Goal Attempts	897, 2006-07+
3-Point Field Goal Percentage422, 2001-02 (304-721)
Free Throws Made	668, 2013-14 (865 attempts)
Free Throw Attempts	971, 1952-53+
Free Throw Percentage774, 2002-03 (530-685)
Rebounds	1,582, 1950-51
Rebound Average	52.2, 1951-52
Personal Fouls	832, 1975-76
Assists	580, 2001-02
Turnovers	555, 2012-13
Blocks	157, 2014-15
Steals	321, 2010-11

& - NCAA Record + - Pac-12 Record

INDIVIDUAL RECORDS

Game	
Points	43, Greg Ballard vs. Oral Roberts, 3-9-1977
Field Goals Made	17, Stan Love vs. California, 2-13-1970 (26 attempts)
Field Goal Attempts	33, Nick Jones vs. Washington, 1-13-1967
Field Goal Percentage	1.000, Bryce Taylor vs. USC, 3-10-2007 (11-11)
3-Point FG Made	10, Tajuan Porter vs. Port. St., 11-12-2006 (12 attempts)+
3-Point FG Attempts	15, Kevin Mixon at Nevada, 12-15-1990 (4 made), Orlando Williams at California, 3-3-1994 (6 made), Orlando Williams vs. Texas, 3-16-1995 (5 made), James Davis vs. Arizona State, 2-21-2004 (6 made), Chamberlain Oguchi, at Arizona, 2-9-2006 (6 made), Tajuan Porter vs. Nebraska, 12-15-2007 (7 made)
3-Point FG Percentage	1.000, Bryce Taylor vs. USC, 3-10-2007 (7-7)+
Free Throws Made	18, Chuck Rask vs. Oregon State, 3-5-1960 (19 attempts), Charlie Franklin vs. Washington State, 1-25-1967 (21 attempts)
Free Throw Attempts	21, Charlie Franklin vs. Washington State, 1-25-1967 (18 made)
Consecutive Free Throws	16, Kenya Wilkins at USC, 3-9-1995 (16-16)
Rebounds	32, Jim Loscutoff vs. Brigham Young, 1-28-1955
Assists	17, Ron Lee vs. Villanova, 12-23-1974
Turnovers	13, Ron Lee vs. Indiana, 12-24-1973
Blocked Shots	8, Blair Rasmussen vs. Davidson, 12-27-1984, Jordan Bell vs. Arizona State, 1-10-2015
Steals	9, Kenya Wilkins at Boise State, 12-20-1996

Season

Points	745, Terrell Brandon, 1990-91*, Joseph Young, 2014-15*
Scoring Average	26.6, Terrell Brandon, 1990-91*
Field Goals Made	273, Terrell Brandon, 1990-91
Field Goal Percentage (Min. 100 made)619, Richard Lucas, 1990-91 (169-273)
3-Point FG Made	110, Tajuan Porter, 2006-07
3-Point FG Percentage (Min. 25 made)504, Jason Calliste, 2013-14 (65-129)
Free Throws Made	178, Joevan Catron, 2010-11
Free Throw Percentage (Min. 50 made)925, Joseph Young, 2014-15 (124-134)
Consecutive Free Throws Made	62, Luke Ridnour, 2002-03+^
Rebounds	465, Bob Peterson, 1951-52
Personal Fouls	119, Gerald Willett, 1974-75
Disqualifications	13, Felton Sealey, 1977-78
Assists	218, Luke Ridnour, 2002-03
Turnovers	129, Luke Ridnour, 2002-03
Blocked Shots	94, Jordan Bell, 2014-15
Steals	89, Malcolm Armstead, 2010-11

* - Includes three-point field goals

+ - Pac-12 Record

^ - Also Oregon career record



Greg Ballard scored 43 points against Oral Roberts in 1977, a record for the most points scored in a single game at Oregon.



Tajuan Porter holds the school record for 3-pointers made in a single game (10, vs. Portland State - Nov. 12, 2006).

ALL-AMERICANS

ALL-AMERICANS

1921..... Edward Durno, F
..... 1st, Helms Foundation

1924..... Hugh Latham, C
..... 1st, Helms Foundation

1926..... Algot Westergren, G
..... 1st, Helms Foundation

1938..... Slim Wintermute, F
..... 3rd, Converse Yearbook

1939..... Slim Wintermute, C
..... 1st, Helms Foundation
..... 1st, Converse Yearbook

..... Robert Anet, G
..... 1st, Converse Yearbook

..... Laddie Gale, F
..... 1st, Helms Foundation

1940..... John Dick, F
..... 1st, Helms Foundation
..... 2nd, Converse Yearbook

1941..... Vic Townsend, F
..... 3rd, Converse Yearbook

1944..... Wally Borrevik, C
..... 3rd, Converse Yearbook

1949..... Roger Wiley, C
..... 5th, The Sporting News

1953..... Chet Noe, C
..... 2nd, Helms Foundation

1960..... Chuck Rask, G
..... 3rd, Helms Foundation

1962..... Charlie Warren, F
..... 3rd, Helms Foundation

1966..... Jim Barnett, G
..... Helms Foundation

1970..... Stan Love, C
..... Helms Foundation

1971..... Stan Love, C
..... 2nd, Converse Yearbook
..... 4th, NABC
..... Helms Foundation

1974..... Ron Lee, G
..... 2nd, Converse Yearbook
..... 4th, NABC
..... Helms Foundation

1975..... Ron Lee, G
..... 1st, NABC
..... 2nd, United Press Int.
..... 2nd, Converse Yearbook
..... 3rd, Associated Press
..... Helms Foundation

1976..... Ron Lee, G
..... 2nd, Associated Press
..... 2nd, The Sporting News
..... 2nd, Basketball Weekly
..... 2nd, Converse Yearbook
..... 3rd, NABC
..... 3rd, United Press Int.
..... Helms Foundation

1977..... Greg Ballard, F
..... 1st, Wooden Award
..... 2nd, USBWA
..... 2nd, Converse Yearbook
..... 3rd, NABC
..... Helms Foundation

2002..... Fred Jones, G
..... 3rd, Basketball Times

2003..... Luke Ridnour, G
..... 3rd, The Sporting News

2004..... Luke Jackson, G
..... 1st, ESPN.com
..... 1st, The Sporting News
..... 1st, Basketball Times
..... 2nd, Associated Press
..... 2nd, NABC

2007..... Aaron Brooks, G
..... 1st, Wooden Award
..... 2nd, The Sporting News
..... 2nd, Rivals.com
..... 3rd, Associated Press

2015..... Joseph Young, G
..... 3rd, The Sporting News



Fred Jones was recognized as Third Team All-American by the Basketball Times for his play during the 2001-02 season.

AWARD WINNERS

COSIDA ACADEMIC ALL-AMERICANS

1986..... Keith Balderston, F (2nd team)
 1987..... Keith Balderston, F (3rd team)
 1988..... Keith Balderston, F (2nd team)
 2000..... A.D. Smith, F (3rd team)

HALL OF FAME DUCKS

Howard A. Hobson, Coach, 1935-47
 Lauren (Laddie) Gale, F, 1939

NABC ALL-AMERICA GAME

1966..... Jim Barnett, G
 1971..... Stan Love, C
 1976..... Ron Lee, G
 1977..... Greg Ballard, F
 1985..... Blair Rasmussen, C

NCAA POST-GRADUATE SCHOLARSHIP

1971..... Bill Drozdiak, G
 1988..... Keith Balderston, F
 2000..... A.D. Smith, F

NCAA ALL-REGIONAL TEAM

2002..... Fred Jones, G (Midwest)
 Luke Ridnour, G (Midwest)
 2007..... Aaron Brooks, G (Midwest)
 Malik Hairston, F (Midwest)
 Tajuan Porter, G (Midwest)

NIT MVP

1975..... Ron Lee, G

CONFERENCE PLAYER OF THE YEAR

1976 (Pac-8)..... Ron Lee, G
 1991 (Pac-10)..... Terrell Brandon, G
 2003 (Pac-10)..... Luke Ridnour, G
 2015 (Pac-12)..... Joseph Young, G

FRESHMAN OF THE YEAR

2001 (Pac-10)..... Luke Ridnour, G

NEWCOMER OF THE YEAR

2003 (Pac-10)..... Andre Joseph, G

COACH OF THE YEAR

1977 (Pac-8)..... Dick Harter
 2002 (Pac-10)..... Ernie Kent
 2013 (Pac-12)..... Dana Altman
 2015 (Pac-12)..... Dana Altman

TOURNAMENT MVP

2003 (Pac-10)..... Luke Ridnour, G
 2007 (Pac-10)..... Tajuan Porter, G
 2013 (Pac-12)..... Johnathan Loyd, G

ALL-PACIFIC COAST CONF. (1919-58)

1919..... Edward Durno, F
 Hal Chapman, G
 1920..... Edward Durno, F
 1921..... Edward Durno, F
 1923..... Hugh Latham, C
 1924..... Hugh Latham, C
 1925..... Algot Westergren, G
 1926..... Jerry Gunther, F
 Algot Westergren, G
 1927..... Roy Okerberg, C
 Algot Westergren, G
 1938..... Laddie Gale, F
 Wally Johansen, G
 1939..... Laddie Gale, F
 Slim Wintermute, C
 1940..... John Dick, F
 1941..... Vic Townsend, F
 1958..... Charlie Franklin, F

ALL-PCC NORTHERN DIV. (1923-55)

1923..... Hugh Latham, C
 1924..... Hugh Latham, C
 1925..... Roy Okerberg, C
 Algot Westergren, G
 1926..... Jerry Gunther, F
 Roy Okerberg, C
 Algot Westergren, G

1927..... Roy Okerberg, C
 Algot Westergren, G
 1928..... Gordon Ridings, G
 1929..... Gordon Ridings, G
 1934..... Gil Olinger, G
 1935..... Will Jones, C
 1937..... Dave Silver, F
 Slim Wintermute, C
 Wally Johansen, G
 1939..... Laddie Gale, F
 Slim Wintermute, C
 1940..... John Dick, F
 1941..... Vic Townsend, F
 1945..... Dick Wilkins, F
 Bob Hamilton, G
 1946..... Dick Wilkins, F
 1947..... Stan Williamson, G
 1948..... Stan Williamson, G
 1949..... Roger Wiley, C
 1950..... Will Urban, F
 1951..... Bob Peterson, F
 1952..... Ken Hunt, G
 1953..... Chet Noe, C
 Ken Wegner, G
 1954..... Barney Holland, G
 1955..... Jim Loscuttoff, F

ALL COAST (1960-64)

1960..... Chuck Rask, G
 1962..... Charlie Warren, F
 1964..... Steve Jones, F

ALL-PACIFIC-8 (1965-78)

1966..... Jim Barnett, G
 1970..... Stan Love, C
 1971..... Stan Love, C
 1973..... Ron Lee, G
 1974..... Ron Lee, G
 1975..... Ron Lee, G
 1976..... Ron Lee, G
 Greg Ballard, F
 1977..... Greg Ballard, F

ALL-PAC-10 (1979-2011)

1983..... Blair Rasmussen, C
 1984..... Blair Rasmussen, C
 1985..... Blair Rasmussen, C
 1986..... Jerry Adams, C
 1987..... Anthony Taylor, G
 1988..... Anthony Taylor, G
 1990..... Terrell Brandon, G
 1991..... Terrell Brandon, G
 1994..... Orlando Williams, G
 1995..... Orlando Williams, G
 1997..... Kenya Wilkins, G
 2000..... Alex Scales, G
 2001..... Bryan Bracey, F
 2002..... Fred Jones, G
 Luke Ridnour, G
 2003..... Luke Jackson, G
 Luke Ridnour, G
 2004..... Luke Jackson, G
 2007..... Aaron Brooks, G
 2008..... Maarty Leunen, F (2nd team)
 2011..... Joevan Catron, F (2nd team)

ALL-PAC-12 (2012-)

2012..... Devoe Joseph, G (1st team)
 E.J. Singler, F (2nd team)
 2013..... E.J. Singler, F (1st team)
 2014..... Joseph Young, G (2nd team)
 2015..... Joseph Young, G (1st team)
 Elgin Cook, F (2nd team)

PAC-10 ALL-FRESHMAN (1979-2011)

1985..... Anthony Taylor, G
 1991..... Jordy Lyden, F
 1994..... Kenya Wilkins, G

1996..... Terik Brown, G
 2001..... Luke Jackson, F
 Luke Ridnour, G
 2004..... Aaron Brooks, G
 2005..... Malik Hairston, G
 Bryce Taylor, G
 2007..... Tajuan Porter, G

PAC-12 ALL-FRESHMAN (2012-)

2013..... Damyeon Dotson, G
 2015..... Jordan Bell, F
 Dillon Brooks, F

PAC-12 ALL-DEFENSIVE (2012-)

2013..... Arsalan Kazemi, F
 2015..... Jordan Bell, F

PAC-10 ALL-NEWCOMER (1979-2011)

1994..... Darryl Parker, F
 1995..... Jamal Lawrence, G
 1996..... Kyle Milling, F
 Rob Ramaker, C
 1999..... Alex Scales, G
 Darius Wright, G

PAC-10 ALL-TOURNAMENT (1979-2011)

1987..... Anthony Taylor, G
 2003..... James Davis, G
 Luke Jackson, G
 Luke Ridnour, G
 2004..... Luke Jackson, G
 Andre Joseph, G
 2006..... Chamberlain Oguchi, G
 2007..... Aaron Brooks, G
 Tajuan Porter, G
 Bryce Taylor, G
 2011..... E.J. Singler, F

PAC-12 ALL-TOURNAMENT (2012-)

2013..... Damyeon Dotson, G
 Arsalan Kazemi, F
 Johnathan Loyd, G
 2014..... Joseph Young, G
 2015..... Joseph Young, G

ALL-ACADEMIC PACIFIC-10 (1979-2011)

1986..... Keith Balderston, F
 1987..... Keith Balderston, F
 1988..... Keith Balderston, F
 1992..... Jon Mitchell, G
 1993..... Jon Mitchell, G
 1994..... Jon Mitchell, G
 1995..... Jon Mitchell, G*
 1998..... A.D. Smith, F
 1999..... A.D. Smith, F
 2000..... A.D. Smith, F
 2002..... Ben Lindquist, G
 2004..... Jay Anderson, C (2nd team)
 2005..... Jordan Kent, G (2nd team)
 2006..... Jordan Kent, G (2nd team)
 2010..... Garrett Sim, G (2nd team)
 2011..... Garrett Sim, G (2nd team)

*only four-time selection in league history

PAC-12 HALL OF HONOR

2002..... John Dick, F
 2003..... Howard Hobson, Coach
 2004..... Ron Lee, G
 2005..... Blair Rasmussen, C
 2006..... Jim Loscuttoff, F
 2007..... Dick Harter, Coach
 2008..... Terrell Brandon, G
 2009..... Greg Ballard, F
 2010..... Kenya Wilkins, G
 2011..... Charlie Warren, F
 2012..... Jim Barnett, G
 2013..... Chuck Rask, F
 2014..... Frederick Jones, G
 2015..... Anthony Taylor, G



NCAA TOURNAMENT

OREGON IN THE NCAA TOURNAMENT FACTS

Championships: 1 (1939)
 Regional Finals: 4 (1939, 1960, 2002, 2007)
 Regional Semifinals: 6 (1939, 1945, 1960, 2002, 2007, 2013)
 Final Four: 1 (1939)
 Final Eight: 5 (1939, 1945, 1960, 2002, 2007)
 Sweet 16: 4 (1960, 2002, 2007, 2013)
 Total Appearances: 13 (16-12 record)

1939 (8 TEAMS)

Western Regional Semifinal (San Francisco, Calif.)
 Oregon 56, Texas 41
 Western Regional Final (San Francisco, Calif.)
 Oregon 55, Oklahoma 37
 NCAA Championship (Evanston, Ill.)
 Oregon 46, Ohio State 33

1945 (8 TEAMS)

Western Regional Semifinal (Kansas City, Mo.)
 Arkansas 79, Oregon 76
 Western Regional Third Place (Kansas City, Mo.)
 Oregon 69, Utah 66

1960 (25 TEAMS)

West Regional First Round (Corvallis, Ore.)
 Oregon 68, New Mexico State 60
 West Regional Semifinals (Seattle, Wash.)
 Oregon 65, Utah 54
 West Regional Final (Seattle, Wash.)
 California 70, Oregon 49

1961 (24 TEAMS)

West Regional First Round (Portland, Ore.)
 USC 81, Oregon 79

1995 (64 TEAMS)

West Regional First Round (Salt Lake City, Utah)
 #11 Texas 90, #6 Oregon 73

2000 (64 TEAMS)

East Regional First Round (Buffalo, N.Y.)
 #10 Seton Hall 72, #7 Oregon 71 (OT)

2002 (65 TEAMS)

Midwest Regional First Round (Sacramento, Calif.)
 #2 Oregon 81, #15 Montana 62
 Midwest Regional Second Round (Sacramento, Calif.)
 #2 Oregon 92, #7 Wake Forest 87
 Midwest Regional Semifinal (Madison, Wis.)
 #2 Oregon 72, #6 Texas 70
 Midwest Regional Final (Madison, Wis.)
 #1 Kansas 104, #2 Oregon 86

2003 (65 TEAMS)

Midwest Regional First Round (Nashville, Tenn.)
 #9 Utah 60, #8 Oregon 58

2007 (65 TEAMS)

Midwest Regional First Round (Spokane, Wash.)
 #3 Oregon 58, #14 Miami (Ohio) 56
 Midwest Regional Second Round (Spokane, Wash.)
 #3 Oregon 75, #11 Winthrop 61
 Midwest Regional Semifinal (St. Louis, Mo.)
 #3 Oregon 76, #7 Nevada-Las Vegas 72
 Midwest Regional Final (St. Louis, Mo.)
 #1 Florida 85, #3 Oregon 77

2008 (65 TEAMS)

South Regional First Round (Little Rock, Ark.)
 #8 Mississippi State 76, #9 Oregon 69

2013 (68 TEAMS)


Midwest Regional Second Round (San Jose, Calif.)
 #12 Oregon 68, #5 Oklahoma State 55
 Midwest Regional Third Round (San Jose, Calif.)
 #12 Oregon 74, #4 Saint Louis 57
 Midwest Regional Semifinal (Indianapolis, Ind.)
 #1 Louisville 77, #12 Oregon 69

2014 (68 TEAMS)

West Regional Second Round (Milwaukee, Wis.)
 #7 Oregon 87, #10 Brigham Young 68
 West Regional Third Round (Milwaukee, Wis.)
 #2 Wisconsin 85, #7 Oregon 77

2015 (68 TEAMS)

West Regional Second Round (Omaha, Neb.)
 #8 Oregon 79, #9 Oklahoma State 73
 West Regional Third Round (Omaha, Neb.)
 #1 Wisconsin 72, #8 Oregon 65



The 2001-02 squad captured the school's first outright conference title in 63 years and advanced to the NCAA Regional final for the first time in 42 years.



The Ducks won 29 games in 2006-07, including the Pac-10 tournament championship, and advanced to the Elite 8 for the second time this decade where they fell to eventual national champion Florida.

NCAA TOURNAMENT

OREGON NCAA SINGLE GAME RECORDS

Points				Free Throws Made					
1.	33	Tajuan Porter	vs. Nevada-Las Vegas	3/23/2007	1.	11	Jason Calliste	vs. Brigham Young	3/20/2014
2.	32	Fred Jones	vs. Kansas	3/24/2002		11	Jason Calliste	vs. Wisconsin	3/22/2014
3.	30	Joseph Young	vs. Wisconsin	3/22/2015	3.	10	Luke Jackson	vs. Wake Forest	3/16/2002
4.	29	Luke Jackson	vs. Kansas	3/24/2002	4.	8	Dale Herron	vs. California	3/12/1960
6.	28	Luke Ridnour	vs. Wake Forest	3/16/2002		8	Joseph Young	vs. Oklahoma State	3/20/2015
7.	27	Aaron Brooks	vs. Florida	3/25/2007	Free Throws Attempted				
	27	Joseph Young	vs. Oklahoma State	3/20/2015	1.	12	Jason Calliste	vs. Brigham Young	3/20/2014
9.	25	Luke Jackson	vs. Texas	3/22/2002	2.	11	Dale Herron	vs. California	3/12/1960
10.	24	Fred Jones	vs. Wake Forest	3/16/2002		11	Robert Johnson	vs. Montana	3/14/2002
Field Goals Made					11	Ian Crosswhite	vs. Utah	3/23/2003	
1.	13	Fred Jones	vs. Kansas	3/24/2002		11	Jason Calliste	vs. Wisconsin	3/22/2014
2.	30	Joseph Young	vs. Wisconsin	3/22/2015	Rebounds				
3.	11	Aaron Brooks	vs. Florida	3/25/2007	1.	17	Arsalan Kazemi	vs. Oklahoma State	3/21/2013
4.	10	Dick Wilkins	vs. Arkansas	3/23/1945	2.	16	Arsalan Kazemi	vs. Saint Louis	3/23/2013
	10	Luke Jackson	vs. Texas	3/22/2002	3.	12	Arsalan Kazemi	vs. Louisville	3/29/2013
	10	Joseph Young	vs. Wisconsin	3/22/2014	4.	11	Malik Hairston	vs. Nevada-Las Vegas	3/23/2007
Field Goals Attempted				5.	10	(6 tied)			
1.	25	Joseph Young	vs. Wisconsin	3/22/2015	Assists				
2.	23	Fred Jones	vs. Kansas	3/24/2002	1.	9	Kenya Wilkins	vs. Texas	3/16/1995
3.	20	Orlando Williams	vs. Texas	3/16/1995	2.	8	Luke Jackson	vs. Texas	3/22/2002
	20	Fred Jones	vs. Wake Forest	3/16/2002	3.	7	Luke Ridnour	vs. Kansas	3/24/2002
5.	19	Aaron Brooks	vs. Florida	3/25/2007	4.	6	Alex Scales	vs. Seton Hall	3/17/2000
	19	Joseph Young	vs. Wisconsin	3/22/2014		6	Johnathan Loyd	vs. Saint Louis	3/23/2013
3-Point Field Goals Made					6	Johnathan Loyd	vs. Brigham Young	3/20/2014	
1.	8	Tajuan Porter	vs. Nevada-Las Vegas	3/23/2007	Blocks				
2.	7	Luke Ridnour	vs. Wake Forest	3/16/2002	1.	4	Chris Christofferson	vs. Texas	3/22/2002
3.	5	Orlando Williams	vs. Texas	3/16/1995		4	Jordan Bell	vs. Oklahoma State	3/20/2015
	5	Aaron Brooks	vs. Winthrop	3/18/2007		4	Jordan Bell	vs. Wisconsin	3/22/2015
	5	Damyean Dotson	vs. Saint Louis	3/23/2013	4.	2	Fred Jones	vs. Seton Hall	3/17/2000
3-Point Field Goals Attempted					2	Alex Scales	vs. Seton Hall	3/17/2000	
1.	15	Orlando Williams	vs. Texas	3/16/1995		2	Malik Hairston	vs. Nevada-Las Vegas	3/23/2007
2.	13	Tajuan Porter	vs. Mississippi State	3/21/2008		2	Maarty Leunen	vs. Florida	3/25/2007
3.	12	Tajuan Porter	vs. Nevada-Las Vegas	3/23/2007		2	Tony Woods	vs. Oklahoma State	3/21/2013
4.	11	Luke Ridnour	vs. Wake Forest	3/16/2002		2	Arsalan Kazemi	vs. Saint Louis	3/23/2013
5.	10	Tajuan Porter	vs. Florida	3/25/2007	Steals				
					1.	4	Fred Jones	vs. Kansas	3/24/2002
						4	Dominic Artis	vs. Oklahoma State	3/21/2013
					3.	3	(7 tied)		

OREGON NCAA CAREER RECORDS

Points				3-Point Field Goals Made				Rebounds			
1.	105	Joseph Young	2014-15	1.	19	Tajuan Porter	2007-08	1.	45	Arsalan Kazemi	2013
2.	96	Luke Jackson	2002-03	2.	16	Luke Ridnour	2002-03	2.	33	Robert Johnson	2002-03
3.	88	Luke Ridnour	2002-03	3.	10	Damyean Dotson	2013-14	3.	32	Malik Hairston	2007-08
4.	84	Fred Jones	2000-02	4.	9	Joseph Young	2014-15		32	Maarty Leunen	2007-08
5.	83	Tajuan Porter	2007-08	5.	8	Fred Jones	2000-02	5.	26	Glenn Moore	1960-61
6.	77	Malik Hairston	2007-08		8	Luke Jackson	2002-03	Assists			
7.	75	Aaron Brooks	2007		8	Aaron Brooks	2007	1.	24	Johnathan Loyd	2013-14
8.	61	Damyean Dotson	2013-14	3-Point Field Goals Attempted				2.	22	Luke Jackson	2002-03
9.	58	Maarty Leunen	2007-08	1.	47	Tajuan Porter	2007-08		22	Luke Ridnour	2002-03
10.	48	Elgin Cook	2014-15	2.	38	Luke Ridnour	2002-03	4.	18	Fred Jones	2000-02
Field Goals Made				3.	24	Fred Jones	2000-02	5.	14	Aaron Brooks	2007
1.	37	Joseph Young	2014-15	4.	22	Damyean Dotson	2013-14	Blocks			
2.	34	Luke Jackson	2002-03		22	Joseph Young	2014-15	1.	8	Jordan Bell	2015
3.	30	Fred Jones	2000-02	Free Throws Made				2.	6	Chris Christofferson	2002
4.	29	Luke Ridnour	2002-03	1.	22	Jason Calliste	2014	3.	4	Ben Carter	2013-14
5.	27	Aaron Brooks	2007		22	Joseph Young	2014-15	4.	3	Fred Jones	2000-02
Field Goals Attempted				2.	20	Luke Jackson	2002-03		3	Arsalan Kazemi	2013
1.	71	Luke Jackson	2002-03	3.	18	Malik Hairston	2007-08	Steals			
2.	67	Fred Jones	2000-03		18	Tajuan Porter	2007-08	1.	11	Luke Ridnour	2002-03
	67	Luke Ridnour	2002-03	Free Throws Attempted				2.	9	Fred Jones	2000-02
4.	64	Tajuan Porter	2007	1.	24	Joseph Young	2014-15	3.	7	Dominic Artis	2013-14
5.	57	Aaron Brooks	2007	2.	23	Luke Jackson	2002-03	4.	6	Anthony Lever	2000-02
					23	Jason Calliste	2014		6	Malik Hairston	2007-08
				4.	22	Glenn Moore	1960-61		6	Damyean Dotson	2013-14
					22	Robert Johnson	2002-03				



NCAA TOURNAMENT

FIRST NCAA CHAMPIONS -- THE TALL FIRS

Oregon's 1939 basketball team earned a niche in sports history by winning the first NCAA championship basketball tournament ever held.

With a first unit composed of four native Oregonians and one Washingtonian, Coach Howard Hobson guided the Tall Firs to a 29-5 season record and Oregon's only NCAA basketball title.

The starting five listed three All-Americans in 6-foot 8-inch Urgel 'Slim' Wintermute from Longview, Wash., sharp-shooting Laddie Gale, a 6-4 forward from Oakridge and 5-8 guard Bobby Anet from Astoria. In addition, John Dick, a 6-4 forward from The Dalles, earned All-America honors the following season.

The guard spots were manned by Astorians Anet and 5-11 Wally Johansen. The two had teamed since their grade school days in Astoria.

For reserve strength, Hobson called on the likes of Bob Hardy, Red McNeely, Ford Mullen, Matt Pavalunas, Earl Sandness and Ted Sarpola. Gale, Wintermute, Anet, Johansen and Mullen played on three consecutive Northern Division championship teams.

The Ducks posted a 10-3 non-conference record, highlighted by a two-week Christmas tour that opened in Madison Square Garden with a 38-36 loss to CCONY and concluded with a 50-46 defeat at the hands of Stanford.

In between, however, the Tall Firs won six of seven games giving them a highly respectable 6-3 road mark against some of the nation's finest teams.

Oregon powered to the Northern Division title with a 14-2 record, sweeping four-game series from Idaho and Washington and capturing three of four battles each with Oregon State and Washington State.

That set the stage for a best-of-three playoff with Southern Division champion California at McArthur Court. Before capacity crowds, the Ducks captured the Pacific Coast Conference title in two games. Gale scored 18 points and Wintermute added 11 as the Ducks won the opener, 54-40, and Wintermute and Dick each tallied 16 points in the 53-47 triumph that put Oregon in the NCAA Western Playoffs.

Oregon quickly went to work in the Western Playoffs at Treasure Island, knocking off Texas, 56-41, and dumping Oklahoma, 55-37.

On March 27, the Tall Firs faced Ohio State on the neutral Northwestern University court at Evanston, Ill., for the national title. Dick

scored 13 points and Gale and Anet contributed 10 apiece as the Ducks rolled to a 46-33 victory and the NCAA crown.

Huge crowds welcomed them in Portland and Eugene to climax one of the legendary events in the state's athletic history.



THE TALL FIRS — Front (L-R): Wally Johansen, Slim Wintermute, Bobby Anet, Coach Howard Hobson, Laddie Gale, John Dick; Back (L-R): Bob Hardy, Red McNeely, Jay Langston, Ford Mullen, Matt Pavalunas, Trainer Bob Officer, Ted Sarpola, Earl Sandness

NCAA TOURNAMENT

ALL-TIME TOURNAMENT CHAMPIONS

Year	Champion	Coach	Score	Runner-Up	Site
1939	Oregon	Howard Hobson	46-33	Ohio State	Evanston, Ill.
1940	Indiana	Branch McCracken	60-42	Kansas	Kansas City, Mo.
1941	Wisconsin	Harold Foster	39-34	Washington State	Kansas City, Mo.
1942	Stanford	Everett Dean	53-38	Dartmouth	Kansas City, Mo.
1943	Wyoming	Everett Shelton	46-34	Georgetown	New York
1944	Utah	Vadal Peterson	42-40*	Dartmouth	New York
1945	Oklahoma State	Henry Iba	49-45	New York U.	New York
1946	Oklahoma State	Henry Iba	43-40	North Carolina	New York
1947	Holy Cross	Alvin Julian	58-47	Oklahoma	New York
1948	Kentucky	Adolph Rupp	58-42	Baylor	New York
1949	Kentucky	Adolph Rupp	46-36	Oklahoma State	Seattle
1950	C.C.N.Y.	Nat Holman	71-68	Bradley	New York
1951	Kentucky	Adolph Rupp	68-58	Kansas State	Minneapolis
1952	Kansas	Forrest Allen	80-63	St. John's	Seattle
1953	Indiana	Branch McCracken	69-68	Kansas	Kansas City, Mo.
1954	LaSalle	Kenneth Loeffler	92-76	Bradley	Kansas City, Mo.
1955	San Francisco	Phil Woolpert	77-63	LaSalle	Kansas City, Mo.
1956	San Francisco	Phil Woolpert	83-71	Iowa	Evanston, Ill.
1957	North Carolina	Frank McGuire	54-53**	Kansas	Kansas City, Mo.
1958	Kentucky	Adolph Rupp	84-72	Seattle	Louisville
1959	California	Pete Newell	71-70	West Virginia	Louisville
1960	Ohio State	Fred Taylor	75-55	California	San Francisco
1961	Cincinnati	Edwin Jucker	70-65*	Ohio State	Kansas City, Mo.
1962	Cincinnati	Edwin Jucker	71-59	Ohio State	Louisville
1963	Loyola (Ill.)	George Ireland	60-58*	Cincinnati	Louisville
1964	UCLA	John Wooden	98-83	Duke	Kansas City, Mo.
1965	UCLA	John Wooden	91-80	Michigan	Portland, Ore.
1966	Texas-El Paso	Don Haskins	72-65	Kentucky	College Park, Md.
1967	UCLA	John Wooden	79-64	Dayton	Louisville
1968	UCLA	John Wooden	78-55	North Carolina	Los Angeles
1969	UCLA	John Wooden	92-72	Purdue	Louisville
1970	UCLA	John Wooden	80-69	Jacksonville	College Park, Md.
1971	UCLA	John Wooden	68-62	Villanova	Houston
1972	UCLA	John Wooden	81-76	Florida State	Los Angeles
1973	UCLA	John Wooden	87-66	Memphis State	St. Louis
1974	North Carolina State	Norm Sloan	76-64	Marquette	Greensboro, N.C.
1975	UCLA	John Wooden	92-85	Kentucky	San Diego
1976	Indiana	Bob Knight	86-68	Michigan	Philadelphia
1977	Marquette	Al McGuire	67-59	North Carolina	Atlanta
1978	Kentucky	Joe Hall	94-88	Duke	St. Louis
1979	Michigan State	Jud Heathcote	75-64	Indiana State	Salt Lake City
1980	Louisville	Denny Crum	59-54	UCLA	Indianapolis
1981	Indiana	Bob Knight	63-50	North Carolina	Philadelphia
1982	North Carolina	Dean Smith	63-62	Georgetown	New Orleans
1983	North Carolina State	Jim Valvano	54-52	Houston	Albuquerque
1984	Georgetown	John Thompson	84-75	Houston	Seattle
1985	Villanova	Rollie Massimino	66-64	Georgetown	Lexington
1986	Louisville	Denny Crum	72-69	Duke	Dallas
1987	Indiana	Bob Knight	74-73	Syracuse	New Orleans
1988	Kansas	Larry Brown	83-79	Oklahoma	Kansas City, Mo.
1989	Michigan	Steve Fisher	80-79*	Seton Hall	Seattle
1990	UNLV	Jerry Tarkanian	103-73	Duke	Denver
1991	Duke	Mike Krzyzewski	72-65	Kansas	Indianapolis
1992	Duke	Mike Krzyzewski	71-51	Michigan	Minneapolis
1993	North Carolina	Dean Smith	77-71	Michigan	New Orleans
1994	Arkansas	Nolan Richardson	76-72	Duke	Charlotte
1995	UCLA	Jim Harrick	89-78	Arkansas	Seattle
1996	Kentucky	Rick Pitino	76-67	Syracuse	East Rutherford, N.J.
1997	Arizona	Lute Olson	84-79*	Kentucky	Indianapolis
1998	Kentucky	Tubby Smith	79-68	Utah	San Antonio
1999	Connecticut	Jim Calhoun	77-74	Duke	St. Petersburg, Fla.
2000	Michigan State	Tom Izzo	89-76	Florida	Indianapolis
2001	Duke	Mike Krzyzewski	82-72	Arizona	Minneapolis
2002	Maryland	Gary Williams	64-52	Indiana	Atlanta
2003	Syracuse	Jim Boeheim	81-78	Kansas	New Orleans
2004	Connecticut	Jim Calhoun	82-73	Georgia Tech	San Antonio
2005	North Carolina	Roy Williams	75-70	Illinois	St. Louis
2006	Florida	Billy Donovan	73-57	UCLA	Indianapolis
2007	Florida	Billy Donovan	84-75	Ohio State	Atlanta
2008	Kansas	Bill Self	75-68*	Memphis	San Antonio
2009	North Carolina	Roy Williams	89-72	Michigan State	Detroit
2010	Duke	Mike Krzyzewski	61-59	Butler	Indianapolis
2011	Connecticut	Jim Calhoun	53-41	Butler	Houston
2012	Kentucky	John Calipari	67-59	Kansas	New Orleans
2013	Louisville	Rick Pitino	82-76	Michigan	Atlanta
2014	Connecticut	Kevin Ollie	60-54	Kentucky	Arlington, Texas
2015	Duke	Mike Krzyzewski	68-63	Wisconsin	Indianapolis

*Overtime

**Three overtimes



STARTING LINEUPS

2014-15

Jalil Abdul-Bassit
Joseph Young
Dillon Brooks
Elgin Cook
Jordan Bell

2013-14

Johnathan Loyd
Joseph Young
Damyean Dotson
Mike Moser
Waverly Austin

2012-13

Dominic Artis
Damyean Dotson
E.J. Singler
Arsalan Kazemi
Tony Woods

2011-12

Garrett Sim
Devoe Joseph
E.J. Singler
Jeremy Jacob
Tony Woods

2010-11

Malcolm Armstead
Garrett Sim
E.J. Singler
Joevan Catron
Tyrone Nared

2009-10

Malcolm Armstead
Tajuan Porter
E.J. Singler
LeKendric Longmire
Michael Dunigan

2008-09

Garrett Sim
Tajuan Porter
Joevan Catron
LeKendric Longmire
Michael Dunigan

2007-08

Malik Hairston
Maarty Leunen
Joevan Catron
Tajuan Porter
Bryce Taylor

2006-07

Malik Hairston
Bryce Taylor
Maarty Leunen
Aaron Brooks
Tajuan Porter

2005-06

Malik Hairston
Maarty Leunen
Adam Zahn
Aaron Brooks
Chamberlain Oguchi

2004-05

Malik Hairston
Ian Crosswhite
Mitch Platt
Aaron Brooks
Bryce Taylor

2003-04

Ian Crosswhite
Luke Jackson
Mitch Platt
Aaron Brooks
Andre Joseph

2002-03

Robert Johnson
Luke Jackson
Brian Helquist
James Davis
Luke Ridnour

2001-02

Robert Johnson
Luke Jackson
Chris Christoffersen
Luke Ridnour
Frederick Jones

2000-01

Frederick Jones
Bryan Bracey
Julius Hicks
Luke Ridnour
Anthony Lever

1999-00

A.D. Smith
Alex Scales
Flo Hartenstein
Frederick Jones
Darius Wright

1998-99

A.D. Smith
Alex Scales
Mike Carson
Terik Brown
Darius Wright

1997-98

Jamar Curry
Henry Madden
Flo Hartenstein
Terik Brown
Mike McShane

1996-97

Jamar Curry
Kyle Milling
Rob Ramaker
Kenya Wilkins
Jamal Lawrence

1995-96

Jamar Curry
Kyle Milling
Rob Ramaker
Kenya Wilkins
Jamal Lawrence

1994-95

Jeff Potter
Darryl Parker
Zach Sellers
Kenya Wilkins
Orlando Williams

1993-94

Jeff Potter
Darryl Parker
Aaron Johnson
Kenya Wilkins
Orlando Williams

1992-93

Antoine Stoudamire
Andre Collier
Orlando Williams
Jeff Potter
Aaron Johnson

1991-92

Antoine Stoudamire
Clyde Jordan
Chuck Patterson
Orlando Williams
Johnnie Reece

1990-91

Richard Lucas
Kevin Mixon
Terrell Brandon
Bob Fife
Jordy Lyden

1989-90

Richard Lucas
Terrell Brandon
Kevin Mixon
Keith Reynolds
Bob Fife

1988-89

Frank Johnson
Keith Reynolds
Brett Coffey
Randy Grant
Richard Lucas

1987-88

Frank Johnson
Anthony Taylor
Brett Coffey
Randy Grant
Keith Calderston

1986-87

David Girley
Anthony Taylor
Sven Meyer
Jesse Nash
Keith Calderston

1985-86

Anthony Taylor
Rick Osborn
Jerry Adams
Kenny Sprague
Keith Calderston

1984-85

Chris Harper
Anthony Taylor
Blair Rasmussen
Greg Trapp
Jerry Adams

1983-84

Chris Harper
Gary Gatewood
Blair Rasmussen
David Brantley
Greg Trapp

1982-83

Gary Gatewood
Donald Dutton
Blair Rasmussen
Jerry Adams
David Brantley

1981-82

Paul Bain
Fred Cofield
Blair Rasmussen
Jerome Williams
John Greig

1980-81

Fred Cofield
Felton Sealey
Mike Clark
John Greig
Ray Whiting

1979-80

Felton Sealey
Richard Wright
Ron Burns
Mike Clark
Ray Whiting

1978-79

Rob Closs
Dan Hartshorne
Kelvin Small
John Murray
Felton Sealey

1977-78

Kelvin Small
Mike Drummond
Mike Clark
Rob Closs
Dan Hartshorne

1976-77

Greg Ballard
Ernie Kent
Kelvin Small
Mike Drummond
Rob Closs

1975-76

Ron Lee
Mark Barwig
Dan Hartshorne
Greg Ballard
Stu Jackson

1974-75

Ron Lee
Mark Barwig
Gerald Willett
Greg Ballard
Stu Jackson

1973-74

Ron Lee
Mark Barwig
Gerald Willett
Greg Ballard
Bruce Coldren

1972-73

Ron Lee
Mark Barwig
Gerald Willett
Doug Little
Bruce Coldren

1971-72

Doug Little
Rusty Blair
Billy Ingram
Ken Strand
Al Carlson

1970-71

Stan Love
Bill Drozdak
Larry Holliday
Rusty Blair
Ken Strand

1969-70

Stan Love
Billy Gaskins
Bill Drozdak
Larry Holliday
Russell Blair

1968-69

Stan Love
Bill Drozdak
Billy Gaskins
Rick Abrahamson
Larry Holliday

1967-68

Ken Smith
Billy Gaskins
John Pinkstaff
Rick Abrahamson
Jim Henry

1966-67

Nick Jones
Ken Smith
John Pinkstaff
Bill Thomas
Rick Abrahamson

1965-66

Jim Barnett
Nick Jones
Bill Jennings
Gene Brockmeyer
John Pinkstaff

1964-65

Jim Barnett
Nick Jones
Bill Jennings
Jerry Anderson
Gene Brockmeyer

1963-64

Steve Jones
Jim Barnett
Jim Johnson
Elliott Gleason
Larry Cooley

1962-63

Glenn Moore
Jerry Anderson
Steve Jones
Tom Tuttle
Elliott Gleason

1961-62

Charlie Warren
Bill Simmons
Wally Knecht
Jerry Anderson
Steve Jones

1960-61

Charlie Warren
Glenn Moore
Denny Strickland
Leon Hayes
Bill Simmons

1959-60

Glenn Moore
Chuck Rask
Charlie Warren
Dale Herron
Denny Strickland

1958-59

Dale Herron
Denny Strickland
Chuck Rask
Stu Robertson
Bud Kuykendall

1957-58

Charlie Franklin
Hal Duffy
Dale Herron
Chuck Rask
Bud Kuykendall

1956-57

Charlie Franklin
Hal Duffy
Bud Kuykendall
Bill Moore
Phil McHugh

1955-56

Max Anderson
Jerry Ross
Charlie Franklin
Ray Bell
Phil McHugh

1954-55

Jim Loscutt
Max Anderson
Howard Page
Jerry Ross
Phil McHugh

1953-54

Ed Halberg
Max Anderson
Barney Holland
Ken Wegner
Howard Page

1952-53

Keith Farnum
Chet Noe
Ken Wegner
Barney Holland
Ed Halberg

1951-52

Ken Hunt
Chet Noe
Bob Peterson
Ken Wegner
Mel Streeter

1950-51

Bob Peterson
Jim Loscutt
Curt Barclay
Mel Krause
Jack Keller

1949-50

Will Urban
Jack Keller
Mel Krause
Paul Sowers
Dale Warberg

YEAR-BY-YEAR STATS

OREGON YEAR-BY-YEAR STATISTICS

Year	GP	Min	Total		3 PTS		FT-FTA	Pct	Rebounds				PF	FO	A	TO	Blk	Stl	Pts	Avg
			FG-FGA	Pct	3FG-FGA	Pct			Off	Def	Tot	Avg								
1903	2	---	---	---	---	---	---	---	---	---	---	---	---	---	---	---	---	---	24	12.0
1904	4	---	---	---	---	---	---	---	---	---	---	---	---	---	---	---	---	---	62	15.5
1905	0	---	No Season	---	---	---	---	---	---	---	---	---	---	---	---	---	---	---	---	---
1906	5	---	---	---	---	---	---	---	---	---	---	---	---	---	---	---	---	---	50	10.0
1907	7	---	---	---	---	---	---	---	---	---	---	---	---	---	---	---	---	---	152	21.7
1908	17	---	---	---	---	---	---	---	---	---	---	---	---	---	---	---	---	---	400	23.5
1909	0	---	No Season	---	---	---	---	---	---	---	---	---	---	---	---	---	---	---	---	---
1910	6	---	---	---	---	---	---	---	---	---	---	---	---	---	---	---	---	---	93	15.5
1911	13	---	---	---	---	---	---	---	---	---	---	---	---	---	---	---	---	---	381	29.3
1912	14	---	---	---	---	---	---	---	---	---	---	---	---	---	---	---	---	---	385	27.5
1913	19	---	---	---	---	---	---	---	---	---	---	---	---	---	---	---	---	---	341	17.9
1914	17	---	---	---	---	---	---	---	---	---	---	---	---	---	---	---	---	---	281	16.5
1915	17	---	---	---	---	---	---	---	---	---	---	---	---	---	---	---	---	---	391	23.0
1916	0	---	No Season	---	---	---	---	---	---	---	---	---	---	---	---	---	---	---	---	---
1917	11	---	---	---	---	---	---	---	---	---	---	---	---	---	---	---	---	---	136	12.4
1918	11	---	---	---	---	---	---	---	---	---	---	---	---	---	---	---	---	---	180	16.4
1919	17	---	---	---	---	---	---	---	---	---	---	---	---	---	---	---	---	---	523	30.8
1920	17	---	---	---	---	---	---	---	---	---	---	---	---	---	---	---	---	---	438	25.8
1921	20	---	---	---	---	---	---	---	---	---	---	---	---	---	---	---	---	---	576	28.8
1922	31	---	---	---	---	---	---	---	---	---	---	---	---	---	---	---	---	---	730	23.5
1923	25	---	---	---	---	---	---	---	---	---	---	---	---	---	---	---	---	---	876	35.0
1924	20	---	---	---	---	---	---	---	---	---	---	---	---	---	---	---	---	---	701	35.0
1925	20	---	---	---	---	---	---	---	---	---	---	---	---	---	---	---	---	---	731	36.6
1926	22	---	---	---	---	---	---	---	---	---	---	---	---	---	---	---	---	---	800	36.4
1927	28	---	---	---	---	---	---	---	---	---	---	---	---	---	---	---	---	---	1118	39.9
1928	21	---	---	---	---	---	---	---	---	---	---	---	---	---	---	---	---	---	819	39.0
1929	18	---	---	---	---	---	---	---	---	---	---	---	---	---	---	---	---	---	675	37.5
1930	26	---	---	---	---	---	---	---	---	---	---	---	---	---	---	---	---	---	869	33.4
1931	22	---	---	---	---	---	---	---	---	---	---	---	---	---	---	---	---	---	764	34.7
1932	24	---	---	---	---	---	---	---	---	---	---	---	---	---	---	---	---	---	758	31.6
1933	27	---	---	---	---	---	---	---	---	---	---	---	---	---	---	---	---	---	818	30.3
1934	25	---	---	---	---	---	---	---	---	---	---	---	---	---	---	---	---	---	787	31.5
1935	28	---	---	---	---	---	---	---	---	---	---	---	---	---	---	---	---	---	872	31.1
1936	31	---	444-	---	---	---	265-	---	---	---	---	---	337	---	---	---	---	---	1233	39.8
1937	29	---	---	---	---	---	---	---	---	---	---	---	---	---	---	---	---	---	1142	39.4
1938	33	---	620-	---	---	---	412-	---	---	---	---	---	484	---	---	---	---	---	1652	50.1
1939	34	---	638-	---	---	---	406-	---	---	---	---	---	458	---	---	---	---	---	1682	49.5
1940	31	---	603-	---	---	---	147-233	.613	---	---	---	---	340	14	---	---	---	---	1439	46.4
1941	36	---	644-	---	---	---	323-	---	---	---	---	---	417	---	---	---	---	---	1611	44.8
1942	27	---	407-	---	---	---	267-438	.610	---	---	---	---	372	---	---	---	---	---	1081	40.0
1943	29	---	513-	---	---	---	289-456	.634	---	---	---	---	375	---	---	---	---	---	1315	45.3
1944	26	---	---	---	---	---	---	---	---	---	---	---	---	---	---	---	---	---	1163	44.7
1945	45	---	969-	---	---	---	460-	---	---	---	---	---	704	---	---	---	---	---	2345	52.2
1946	33	---	---	---	---	---	---	---	---	---	---	---	---	---	---	---	---	---	1724	52.2
1947	27	---	---	---	---	---	---	---	---	---	---	---	---	---	---	---	---	---	1684	62.4
1948	29	---	---	---	---	---	---	---	---	---	---	---	---	---	---	---	---	---	1687	58.2
1949	30	---	---	---	---	---	---	---	---	---	---	---	---	---	---	---	---	---	1653	55.1
1950	28	---	535-1789	.299	---	---	274-398	.592	---	---	---	---	637	---	---	---	---	---	1468	52.4
1951	31	---	668-2262	.296	---	---	302-542	.557	---	---	1582	51.0	677	---	---	---	---	1858	59.9	
1952	30	---	666-2053	.324	---	---	482-784	.614	---	---	1566	52.2	650	39	350	---	---	814	60.5	
1953	28	---	630-	---	---	---	619-971	.637	---	---	---	---	---	---	---	---	---	---	1879	67.1
1954	27	---	616-1725	.357	---	---	554-852	.650	---	---	1009	37.4	605	---	---	---	---	1786	66.1	
1955	26	---	599-1831	.327	---	---	462-793	.583	---	---	1336	51.4	508	18	---	---	---	1660	63.0	
1956	26	---	577-1739	.332	---	---	555-885	.627	---	---	1260	48.5	549	28	---	---	---	1709	65.7	
1957	25	---	535-1601	.335	---	---	415-681	.612	---	---	1033	41.3	510	28	---	---	---	1485	59.4	
1958	24	---	585-1531	.382	---	---	374-596	.625	---	---	1030	42.9	440	21	---	---	---	1544	64.3	
1959	25	---	574-1562	.367	---	---	426-630	.676	---	---	1019	40.8	487	20	---	---	---	1574	62.9	
1960	29	---	637-1768	.354	---	---	486-757	.642	---	---	1378	47.5	557	16	---	---	---	1760	60.7	



YEAR-BY-YEAR STATS

OREGON YEAR-BY-YEAR STATISTICS (continued)

Year	GP	Min	Total		3 PTS		FT-FTA	Pct	Rebounds				PF	FO	A	TO	Blk	Stl	Pts	Avg
			FG-FGA	Pct	3FG-FGA	Pct			Off	Def	Tot	Avg								
1961	26	---	577-1556	.369	---	---	407-590	.689	---	---	1161	44.7	505	---	---	---	---	---	1561	60.0
1962	26	---	613-1680	.365	---	---	440-635	.693	---	---	1348	51.8	509	---	---	---	---	---	1666	64.1
1963	26	---	621-1655	.375	---	---	394-591	.667	---	---	1157	44.5	437	---	---	---	---	---	1636	63.0
1964	26	---	676-1606	.421	---	---	445-653	.681	---	---	1169	45.0	464	---	---	---	---	---	1797	69.1
1965	26	---	635-1562	.407	---	---	463-653	.709	---	---	1042	40.1	479	---	---	---	---	---	1733	66.7
1966	26	---	682-1655	.412	---	---	388-545	.712	---	---	1105	42.5	477	---	---	---	---	---	1752	67.3
1967	26	---	622-1510	.412	---	---	421-605	.696	---	---	987	38.0	458	---	---	---	---	---	1665	64.1
1968	26	---	668-1573	.425	---	---	434-612	.709	---	---	1038	39.9	538	21	---	---	---	---	1770	68.1
1969	26	---	726-1670	.434	---	---	441-669	.659	---	---	1195	45.9	487	26	---	---	---	---	1893	72.8
1970	26	---	778-1718	.453	---	---	527-751	.702	---	---	1214	46.7	466	18	---	---	---	---	2083	80.1
1971	26	---	784-1700	.461	---	---	449-620	.724	---	---	1196	46.0	494	16	---	---	---	---	2017	77.6
1972	25	---	714-1697	.421	---	---	378-548	.691	---	---	1022	39.3	529	27	407	---	---	---	1806	69.5
1973	26	---	725-1744	.416	---	---	333-483	.689	---	---	1093	42.0	563	29	438	---	---	---	1783	68.6
1974	26	---	683-1518	.450	---	---	438-640	.684	---	---	982	37.8	622	29	457	---	---	---	1804	69.4
1975	30	6050	948-2125	.446	---	---	469-665	.705	---	---	1298	43.3	776	45	517	508	---	---	2365	79.2
1976	30	6025	888-1895	.469	---	---	448-616	.727	---	---	1195	39.8	832	---	498	515	---	---	2224	74.1
1977	29	5990	738-1477	.500	---	---	421-576	.731	---	---	919	31.6	739	---	475	422	---	---	1897	65.4
1978	27	5400	646-1473	.439	---	---	490-699	.701	---	---	1033	38.3	746	36	370	471	51	163	1782	66.0
1979	27	5425	687-1435	.479	---	---	422-598	.706	---	---	876	32.4	583	21	413	492	46	160	1796	66.5
1980	27	5425	713-1619	.440	---	---	475-735	.646	---	---	1026	38.0	675	31	363	514	62	173	1901	70.4
1981	27	5450	802-1596	.503	---	---	439-620	.709	---	---	901	33.4	632	24	434	470	39	196	2043	75.7
1982	27	5425	773-1630	.474	---	---	463-642	.721	---	---	1037	38.4	643	23	353	524	53	139	2009	74.4
1983	27	5500	623-1242	.502	---	---	350-505	.693	210	481	756	28.0	575	31	355	455	50	115	1596	59.1
1984	29	5875	742-1422	.522	---	---	396-562	.705	200	582	865	29.8	496	14	440	376	71	124	1880	64.8
1985	31	6350	751-1567	.479	---	---	415-622	.667	285	625	987	31.8	584	25	437	435	74	141	1917	61.8
1986	28	5625	719-1484	.485	---	---	463-640	.723	236	625	960	34.3	533	18	409	399	62	128	1901	67.9
1987	30	6050	751-1613	.466	86-210	.410	407-571	.713	225	662	960	32.0	505	18	450	372	45	137	1995	66.5
1988	30	6025	752-1619	.464	112-272	.412	411-643	.639	286	646	1040	34.7	570	19	405	457	59	189	2027	67.6
1989	29	5800	703-1601	.439	95-278	.342	454-675	.673	392	633	1025	35.3	569	21	344	477	56	159	1955	67.4
1990	29	5800	777-1609	.483	139-347	.400	375-548	.684	273	631	904	31.2	434	10	382	365	72	172	2068	71.3
1991	28	5700	789-1676	.471	155-449	.345	399-561	.711	333	603	936	33.4	444	8	394	375	91	183	2132	76.1
1992	27	5400	632-1439	.439	143-412	.347	352-540	.652	277	576	853	31.6	403	10	311	415	41	130	1759	65.1
1993	30	6000	807-1792	.450	143-408	.350	519-760	.683	374	696	1070	35.5	588	19	469	526	58	180	2276	75.9
1994	27	5450	704-1672	.421	157-445	.353	490-743	.659	374	673	1047	38.8	618	19	352	424	48	174	2055	76.1
1995	28	5675	796-1801	.442	228-615	.371	565-841	.672	415	699	1114	39.8	610	15	448	454	62	214	2385	85.2
1996	29	5850	762-1734	.439	210-587	.358	478-740	.646	433	675	1108	38.2	551	7	431	485	84	211	2212	76.3
1997	28	5650	757-1662	.455	196-546	.359	426-655	.650	362	649	1011	36.1	564	9	402	456	74	247	2136	76.3
1998	27	5400	645-1488	.433	189-506	.374	380-560	.679	326	554	880	32.6	530	5	393	427	92	174	1859	68.9
1999	32	6525	839-1905	.440	243-669	.363	494-719	.687	416	862	1278	39.9	682	18	526	543	111	194	2415	75.5
2000	30	6075	808-1722	.469	172-552	.312	481-646	.745	340	697	1037	34.6	592	12	491	469	88	206	2269	75.6
2001	28	5700	735-1641	.448	208-605	.344	509-709	.718	334	672	1006	35.9	656	26	426	450	98	176	2187	78.1
2002	35	7075	1014-2082	.487	304-721	.422	662-861	.769	384	896	1280	36.6	631	11	580	482	114	261	2994	85.5
2003	33	6625	934-2039	.458	291-753	.386	530-685	.774	377	813	1190	36.1	692	15	567	504	91	263	2689	81.5
2004	31	6275	787-1721	.457	280-708	.395	469-648	.724	311	729	1040	33.5	585	14	501	467	61	164	2323	74.9
2005	27	5450	678-1462	.464	170-504	.337	389-594	.655	290	638	928	34.4	484	8	362	413	78	143	1915	70.9
2006	33	6650	832-1826	.456	225-675	.333	406-596	.681	377	733	1110	33.6	589	13	444	419	96	181	2295	69.5
2007	37	7450	963-2131	.452	350-897	.390	531-698	.761	432	841	1273	34.4	606	12	513	461	74	254	2807	75.9
2008	32	6475	858-1788	.480	279-711	.392	455-656	.694	327	766	1093	34.2	585	17	475	402	81	148	2450	76.6
2009	31	6250	702-1751	.401	237-662	.358	447-664	.673	376	597	973	31.4	642	10	372	459	96	243	2088	67.4
2010	32	6500	803-1869	.430	185-545	.339	446-624	.715	395	699	1094	34.2	606	5	355	408	94	220	2237	69.9
2011	39	7827	972-2287	.425	273-805	.339	520-704	.739	420	850	1270	32.6	711	15	545	477	103	321	2737	70.2
2012	34	6800	883-1884	.469	246-658	.374	515-726	.709	360	801	1161	34.1	583	9	485	438	121	204	2527	74.3
2013	37	7525	944-2109	.448	192-576	.333	570-809	.705	451	938	1389	37.5	651	6	484	555	146	314	2650	71.6
2014	34	6925	928-1977	.469	259-666	.389	668-865	.804	356	804	1160	34.1	725	9	492	389	113	263	2783	81.9
2015	36	7300	992-2143	.463	263-726	.362	466-612	.761	372	926	1298	36.1	655	14	508	421	157	207	2713	75.4

YEAR-BY-YEAR STATS

OPPONENTS YEAR-BY-YEAR STATISTICS

Year	GP	Min	Total		3 PTS		FT-FTA	Pct	Rebounds				PF	FO	A	TO	Blk	Stl	Pts	Avg
			FG-FGA	Pct	3FG-FGA	Pct			Off	Def	Tot	Avg								
1903	2	---	---	---	---	---	---	---	---	---	---	---	---	---	---	---	---	---	56	28.0
1904	4	---	---	---	---	---	---	---	---	---	---	---	---	---	---	---	---	---	104	26.0
1905	0	---	No Season	---	---	---	---	---	---	---	---	---	---	---	---	---	---	---	---	---
1906	5	---	---	---	---	---	---	---	---	---	---	---	---	---	---	---	---	---	105	21.0
1907	7	---	---	---	---	---	---	---	---	---	---	---	---	---	---	---	---	---	164	23.4
1908	17	---	---	---	---	---	---	---	---	---	---	---	---	---	---	---	---	---	340	20.0
1909	0	---	No Season	---	---	---	---	---	---	---	---	---	---	---	---	---	---	---	---	---
1910	6	---	---	---	---	---	---	---	---	---	---	---	---	---	---	---	---	---	141	23.5
1911	13	---	---	---	---	---	---	---	---	---	---	---	---	---	---	---	---	---	221	17.0
1912	14	---	---	---	---	---	---	---	---	---	---	---	---	---	---	---	---	---	202	14.4
1913	19	---	---	---	---	---	---	---	---	---	---	---	---	---	---	---	---	---	349	18.4
1914	17	---	---	---	---	---	---	---	---	---	---	---	---	---	---	---	---	---	294	17.3
1915	17	---	---	---	---	---	---	---	---	---	---	---	---	---	---	---	---	---	416	24.5
1916	0	---	No Season	---	---	---	---	---	---	---	---	---	---	---	---	---	---	---	---	---
1917	11	---	---	---	---	---	---	---	---	---	---	---	---	---	---	---	---	---	341	31.0
1918	11	---	---	---	---	---	---	---	---	---	---	---	---	---	---	---	---	---	312	28.4
1919	17	---	---	---	---	---	---	---	---	---	---	---	---	---	---	---	---	---	427	25.1
1920	17	---	---	---	---	---	---	---	---	---	---	---	---	---	---	---	---	---	476	28.0
1921	20	---	---	---	---	---	---	---	---	---	---	---	---	---	---	---	---	---	474	23.7
1922	31	---	---	---	---	---	---	---	---	---	---	---	---	---	---	---	---	---	959	30.9
1923	25	---	---	---	---	---	---	---	---	---	---	---	---	---	---	---	---	---	710	28.4
1924	20	---	---	---	---	---	---	---	---	---	---	---	---	---	---	---	---	---	451	22.6
1925	20	---	---	---	---	---	---	---	---	---	---	---	---	---	---	---	---	---	457	22.9
1926	22	---	---	---	---	---	---	---	---	---	---	---	---	---	---	---	---	---	409	18.6
1927	28	---	---	---	---	---	---	---	---	---	---	---	---	---	---	---	---	---	683	23.0
1928	21	---	---	---	---	---	---	---	---	---	---	---	---	---	---	---	---	---	541	25.8
1929	18	---	---	---	---	---	---	---	---	---	---	---	---	---	---	---	---	---	501	27.8
1930	26	---	---	---	---	---	---	---	---	---	---	---	---	---	---	---	---	---	829	31.9
1931	22	---	---	---	---	---	---	---	---	---	---	---	---	---	---	---	---	---	723	32.9
1932	24	---	---	---	---	---	---	---	---	---	---	---	---	---	---	---	---	---	677	28.2
1933	27	---	---	---	---	---	---	---	---	---	---	---	---	---	---	---	---	---	899	33.3
1934	25	---	---	---	---	---	---	---	---	---	---	---	---	---	---	---	---	---	677	27.1
1935	28	---	---	---	---	---	---	---	---	---	---	---	---	---	---	---	---	---	845	30.2
1936	31	---	---	---	---	---	---	---	---	---	---	---	---	---	---	---	---	---	1074	34.6
1937	29	---	---	---	---	---	---	---	---	---	---	---	---	---	---	---	---	---	1002	34.6
1938	33	---	---	---	---	---	---	---	---	---	---	---	---	---	---	---	---	---	1234	37.4
1939	34	---	---	---	---	---	---	---	---	---	---	---	---	---	---	---	---	---	1273	37.4
1940	31	---	---	---	---	---	---	---	---	---	---	---	---	---	---	---	---	---	1243	40.1
1941	36	---	---	---	---	---	---	---	---	---	---	---	---	---	---	---	---	---	1451	40.3
1942	27	---	---	---	---	---	---	---	---	---	---	---	---	---	---	---	---	---	1049	38.9
1943	29	---	---	---	---	---	---	---	---	---	---	---	---	---	---	---	---	---	1154	39.8
1944	26	---	---	---	---	---	---	---	---	---	---	---	---	---	---	---	---	---	1092	42.0
1945	45	---	---	---	---	---	---	---	---	---	---	---	---	---	---	---	---	---	2101	46.7
1946	33	---	---	---	---	---	---	---	---	---	---	---	---	---	---	---	---	---	1731	52.5
1947	27	---	---	---	---	---	---	---	---	---	---	---	---	---	---	---	---	---	1327	49.1
1948	29	---	---	---	---	---	---	---	---	---	---	---	---	---	---	---	---	---	1456	50.2
1949	30	---	---	---	---	---	---	---	---	---	---	---	---	---	---	---	---	---	1612	53.7
1950	28	---	569-1764	.322	---	---	226-497	.673	---	---	---	---	---	600	---	---	---	---	1635	58.3
1951	31	---	---	---	---	---	---	---	---	---	---	---	---	---	---	---	---	---	1868	60.3
1952	30	---	676-2165	.312	---	---	473-796	.594	---	---	1251	41.7	632	27	303	---	---	---	1825	60.8
1953	28	---	---	---	---	---	---	---	---	---	---	---	---	---	---	---	---	---	1916	68.4
1954	27	---	604-1710	.353	---	---	550-921	.597	---	---	1098	40.7	567	---	---	---	---	---	1758	65.1
1955	26	---	567-1644	.342	---	---	524-849	.617	---	---	1093	42.0	491	16	---	---	---	---	1658	63.8
1956	26	---	596-1754	.339	---	---	604-904	.668	---	---	1153	44.3	534	22	---	---	---	---	1796	68.6
1957	25	---	564-1512	.373	---	---	584-857	.640	---	---	1060	42.4	416	7	---	---	---	---	1127	70.4
1958	24	---	583-1572	.371	---	---	391-619	.632	---	---	973	40.5	439	16	---	---	---	---	1557	64.4
1959	25	---	623-1603	.388	---	---	435-648	.671	---	---	1279	51.2	458	17	---	---	---	---	1681	67.2
1960	29	---	581-1587	.366	---	---	507-784	.646	---	---	1279	44.1	528	25	---	---	---	---	1669	57.5



YEAR-BY-YEAR STATS

OPPONENTS YEAR-BY-YEAR STATISTICS (continued)

Year	GP	Min	Total		3 PTS		FT-FTA	Pct	Rebounds				PF	FO	A	TO	Blk	Stl	Pts	Avg
			FG-FGA	Pct	3FG-FGA	Pct			Off	Def	Tot	Avg								
1961	26	---	527-1489	.353	---	---	481-718	.669	---	---	1192	45.8	440	---	---	---	---	---	1535	59.0
1962	26	---	669-1719	.389	---	---	476-687	.693	---	---	1348	51.8	473	---	---	---	---	---	1813	69.8
1963	26	---	663-1643	.403	---	---	387-570	.679	---	---	1236	47.5	460	---	---	---	---	---	1717	66.1
1964	26	---	676-1710	.395	---	---	399-587	.681	---	---	1172	45.1	502	---	---	---	---	---	1751	67.3
1965	26	---	738-1723	.428	---	---	423-613	.690	---	---	1251	48.1	519	---	---	---	---	---	1899	73.1
1966	26	---	660-1620	.408	---	---	452-648	.698	---	---	1190	45.8	452	---	---	---	---	---	1772	68.1
1967	26	---	676-1585	.426	---	---	406-584	.695	---	---	1115	42.9	495	---	---	---	---	---	1758	67.7
1968	26	---	772-1672	.461	---	---	419-583	.718	---	---	1108	42.6	477	15	---	---	---	---	1963	75.5
1969	26	---	752-1764	.426	---	---	447-676	.661	---	---	1218	46.8	501	17	---	---	---	---	1951	75.0
1970	26	---	778-1836	.423	---	---	445-670	.664	---	---	1233	47.4	531	18	---	---	---	---	2001	76.9
1971	26	---	711-1699	.419	---	---	462-674	.685	---	---	1091	41.9	471	16	---	---	---	---	1874	72.1
1972	26	---	747-1539	.485	---	---	500-715	.669	---	---	1138	43.8	445	13	365	---	---	---	1994	76.7
1973	26	---	661-1455	.454	---	---	412-571	.721	---	---	1029	39.6	538	23	301	---	---	---	1734	66.7
1974	26	---	635-1370	.464	---	---	447-614	.728	---	---	957	36.8	636	38	343	---	---	---	1717	66.0
1975	30	6050	798-1743	.458	---	---	584-844	.692	---	---	1114	37.1	700	37	392	627	---	---	2180	72.7
1976	30	6025	718-1548	.464	---	---	615-901	.683	---	---	1096	36.5	647	---	357	588	---	---	2051	68.4
1977	29	5990	602-1344	.448	---	---	562-711	.729	---	---	823	28.4	583	---	272	473	---	---	1766	60.9
1978	27	5400	576-1342	.429	---	---	553-812	.681	---	---	862	31.9	669	79	256	466	82	163	1705	63.1
1979	27	5425	726-1462	.497	---	---	375-558	.672	---	---	828	30.7	601	20	341	470	97	185	1827	67.7
1980	27	5425	692-1489	.465	---	---	577-800	.721	---	---	942	34.9	688	32	338	502	82	253	1961	72.6
1981	27	5450	744-1511	.512	---	---	490-686	.714	---	---	839	31.1	592	20	388	484	85	207	2040	75.6
1982	27	5425	841-1689	.497	---	---	511-757	.675	---	---	922	34.1	582	17	390	405	70	252	2193	81.2
1983	27	5500	607-1292	.470	---	---	445-650	.685	240	436	784	29.0	518	18	298	408	74	177	1659	61.4
1984	29	5875	699-1541	.454	---	---	385-542	.710	240	538	868	29.9	545	14	349	367	54	135	1783	61.5
1985	31	6350	712-1578	.451	---	---	496-688	.721	266	583	943	30.4	616	21	404	385	75	188	1920	61.9
1986	28	5625	720-1573	.458	---	---	410-600	.683	243	563	879	31.4	596	16	425	342	81	160	1850	66.1
1987	30	6050	749-1689	.443	134-325	.412	370-536	.690	277	665	1014	33.8	541	21	351	380	63	128	2042	68.1
1988	30	6025	731-1647	.444	153-386	.396	431-633	.681	263	632	983	32.8	619	21	429	441	89	197	2046	68.2
1989	29	5800	799-1662	.481	153-371	.412	404-569	.710	324	605	929	32.0	569	18	469	390	85	221	2155	74.3
1990	29	5800	829-1720	.482	156-424	.368	328-479	.685	330	641	971	33.5	495	9	469	362	68	163	2142	73.9
1991	28	5700	823-1750	.470	172-450	.382	365-534	.684	390	638	1028	36.7	484	10	464	385	68	179	2182	77.9
1992	27	5400	805-1646	.489	195-530	.368	316-470	.672	335	632	967	35.8	499	11	461	331	86	218	2121	78.5
1993	30	6000	882-1895	.465	168-507	.331	433-671	.645	427	724	1151	38.4	620	24	465	484	139	239	2366	78.9
1994	27	5450	723-1631	.443	166-479	.347	501-765	.655	366	702	1068	39.6	597	20	407	446	78	193	2113	78.3
1995	28	5675	791-1771	.447	172-503	.342	494-712	.694	392	720	1112	39.7	717	22	442	501	84	217	2252	80.4
1996	29	5850	771-1760	.438	165-486	.340	380-656	.673	383	651	1034	35.7	622	22	440	501	88	216	2087	72.0
1997	28	5650	708-1647	.430	172-535	.321	417-623	.669	376	653	1029	36.8	562	9	410	509	90	198	2005	71.6
1998	27	5400	653-1412	.462	177-444	.399	410-611	.671	294	581	875	32.4	487	5	318	438	107	199	1893	70.1
1999	32	6525	787-1884	.418	190-556	.342	554-846	.655	366	741	1107	34.6	623	16	392	465	102	236	2318	72.4
2000	30	6075	726-1693	.429	160-460	.348	435-663	.656	358	627	985	32.8	564	16	356	513	118	196	2047	68.2
2001	28	5700	745-1647	.452	134-406	.330	540-800	.675	338	654	992	35.4	610	17	353	416	88	207	2164	77.3
2002	35	7075	935-2180	.429	193-571	.338	475-699	.680	434	761	1195	34.1	692	13	426	536	89	240	2538	72.5
2003	33	6625	846-2004	.422	191-547	.349	544-772	.705	436	781	1217	36.9	647	18	384	551	115	214	2427	73.5
2004	31	6275	823-1841	.447	180-555	.324	443-643	.689	374	685	1059	34.2	592	11	421	418	78	199	2269	73.2
2005	27	5450	677-1550	.437	168-511	.329	399-557	.716	287	572	859	31.8	514	14	390	351	80	178	1921	71.1
2006	33	6650	776-1750	.443	179-502	.357	425-618	.688	319	703	1022	31.0	569	11	363	439	100	190	2156	65.3
2007	37	7450	910-2075	.439	223-707	.315	407-594	.685	395	803	1198	32.4	667	13	456	546	151	211	2450	66.2
2008	32	6475	829-1868	.444	220-659	.334	443-641	.691	344	695	1039	32.5	585	11	442	357	108	185	2321	72.5
2009	31	6250	828-1674	.495	188-481	.391	516-729	.708	341	775	1116	36.0	591	---	443	459	122	212	2360	76.1
2010	32	6500	771-1720	.448	229-644	.356	476-684	.696	330	722	1052	32.9	549	---	424	464	87	187	2247	70.9
2011	39	7827	941-2109	.446	287-785	.366	535-758	.706	399	949	1384	34.6	691	---	532	601	156	209	2704	69.3
2012	64	6800	860-1962	.438	203-594	.342	418-617	.677	376	729	1105	32.5	655	---	429	428	109	203	2341	68.9
2013	37	7525	845-2039	.414	203-608	.334	459-679	.676	350	807	1157	31.3	697	---	401	569	109	248	2352	63.6
2014	34	6925	838-1907	.439	198-611	.324	657-912	.709	377	748	1125	33.1	697	16	424	458	125	166	2521	74.1
2015	36	7300	902-2136	.422	232-704	.330	514-739	.696	418	834	1252	34.8	624	16	429	413	96	201	2550	70.8



SCHOOL AWARDS

MVP AWARD

2014-15	No award given
2013-14	No award given
2012-13	No award given
2011-12	No award given
2010-11	No award given
2009-10	Tajuan Porter
2008-09	Tajuan Porter
2007-08	Maarty Leunen
2006-07	Aaron Brooks
2005-06	Malik Hairston
2004-05	Aaron Brooks
2003-04	Luke Jackson
2002-03	Luke Ridnour
2001-02	Frederick Jones
2000-01	Bryan Bracey
1999-00	Alex Scales A.D. Smith
1998-99	Darius Wright Alex Scales
1997-98	Darius Wright
1996-97	Henry Madden
1995-96	Kenya Wilkins
1994-95	Kyle Milling
1993-94	Orlando Williams
1992-93	Orlando Williams
1991-92	Antoine Stoudamire
1990-91	Antoine Stoudamire
1989-90	Terrell Brandon
1988-89	Terrell Brandon
1987-88	Frank Johnson
1986-87	Anthony Taylor
1985-86	Anthony Taylor
1984-85	Jerry Adams
1983-84	Blair Rasmussen
1982-83	Blair Rasmussen
1981-82	John Greig
1980-81	Mike Clark
1979-80	Ray Whiting
1978-79	Kelvin Small
1977-78	Mike Drummond
1976-77	Greg Ballard
1975-76	Ron Lee
1974-75	Ron Lee
1973-74	Ron Lee
1972-73	Doug Little, Ron Lee
1971-72	Doug Little
1970-71	Stan Love
1969-70	Stan Love
1968-69	Stan Love
1967-68	John Pinkstaff
1966-67	Nick Jones
1965-66	Jim Barnett
1964-65	Jim Barnett
1963-64	Steve Jones
1962-63	Steve Jones
1961-62	Charlie Warren
1960-61	Denny Strickland
1959-60	Chuck Rask
1958-59	Chuck Rask
1957-58	Charlie Franklin
1956-57	Charlie Franklin
1955-56	Max Anderson
1954-55	Jim Loscutoff
1953-54	Barney Holland
1952-53	Chet Noe
1951-52	Ken Hunt
1950-51	Jack Keller

WARREN AWARD

2014-15	No award given
2013-14	No award given
2012-13	No award given
2011-12	No award given
2010-11	No award given
2009-10	Nicholas Fearn
2008-09	Joevan Catron
2007-08	Bryce Taylor
2006-07	Adrian Stelly
2005-06	Adrian Stelly
2004-05	Malik Hairston
2003-04	Jay Anderson
2002-03	Robert Johnson
2001-02	Luke Ridnour
2000-01	David Jackson
1999-00	Kristian Christiansen
1998-99	Yasir Rosemond
1997-98	Terik Brown
1996-97	Jamar Curry
1995-96	Jamar Curry
1994-95	Henry Madden
1993-94	Daryl Parker
1992-93	Orlando Williams
1991-92	Orlando Williams
1990-91	Brett Johnson
1989-90	Keith Reynolds
1988-89	Greg Senior
1987-88	Randy Grant
1986-87	Kenny Sprague
1985-86	Kenny Sprague
1984-85	Chris Harper
1983-84	Donald Dutton
1982-83	Greg Bell
1981-82	Greg Bell
1980-81	Felton Sealey
1979-80	John Murray
1978-79	John Murray
1977-78	Mike Drummond
1976-77	Mike Drummond
1975-76	Mark Barwig
1974-75	Geoff Nelson
1973-74	Paul Halupa
1972-73	Gerald Willett
1971-72	Paul Halupa

RITCHIE AWARD

2014-15	No award given
2013-14	No award given
2012-13	No award given
2011-12	No award given
2010-11	No award given
2009-10	Garrett Sim
2008-09	Nicholas Fearn
2007-08	Maarty Leunen
2006-07	Maarty Leunen
2005-06	Jordan Kent
2004-05	Jordan Kent
2003-04	Jordan Kent
2002-03	Jordan Kent
2001-02	Ben Lindquist
2000-01	Ben Lindquist
1999-00	A.D. Smith
1998-99	A.D. Smith
1997-98	A.D. Smith
1996-97	Miguel McKelvey
1995-96	A.D. Smith
1994-95	Jeff Potter
1993-94	Jeff Potter

1992-93	Aaron Johnson
1991-92	Jon Mitchell
1990-91	David Blair
1989-90	Steve Ranniger
1988-89	David Blair
1987-88	Keith Balderston
1986-87	Keith Balderston
1985-86	Keith Balderston
1984-85	Mike Matheson
1983-84	David Brantley
1982-83	David Brantley
1981-82	Greg Bell
1980-81	Mike Clark
1979-80	John Murray
1978-79	Stu Lyon
1977-78	Rick Cornish
1976-77	Gary Nelson
1975-76	Geoff Nelson
1974-75	Robert Gooze
1973-74	Ken Stringer

NASH AWARD

2014-15	No award given
2013-14	No award given
2012-13	No award given
2011-12	No award given
2010-11	No award given
2009-10	Jeremy Jacob
2008-09	Matt Humphrey
2007-08	LeKendric Longmire
2006-07	Bryce Taylor
2005-06	Chamberlain Oguchi
2004-05	Chamberlain Oguchi
2003-04	Jay Anderson Andre Joseph
2002-03	Matt Short
2001-02	Team
2000-01	Chris Christoffersen
1999-00	Anthony Norwood
1998-99	Chris Christoffersen
1997-98	Team
1996-97	Jonathan Nelson
1995-96	Rob Ramaker
1994-95	Jamal Lawrence
1993-94	Damon Runyon
1992-93	Kenya Wilkins
1991-92	Jeff Potter
1990-91	Chuck Patterson
1989-90	Richard Lucas
1988-89	Eric Dunn
1987-88	Richard Lucas Randy Grant

JOHN DICK AWARD

2014-15	No award given
2013-14	No award given
2012-13	No award given
2011-12	No award given
2010-11	No award given
2009-10	E.J. Singler
2008-09	Maarty Leunen
2007-08	Aaron Brooks
2006-07	Jordan Kent
2005-06	Jordan Kent
2004-05	Jordan Kent Bryce Taylor
2003-04	Jordan Kent
2002-03	Luke Ridnour
2001-02	Robert Johnson

EMERALD TROPHY

2015	Marcus Mariota, football
2014	Marcus Mariota, football
2013	Michael Clay, football
2012	David Paulson, football
2011	Jordan Holmes, football
2010	Ashton Eaton, track and field
2009	Galen Rupp, cross country, track
2008	Dennis Dixon, football
2007	Jordan Kent, basketball, track, fb
2006	Eric Mitchum, track
2005	Cathrine Kraayeveld, wbb
2004	Luke Jackson, basketball
2003	Santiago Lorenzo, track
2002	Joey Harrington, football
2001	Jerilyn White, women's golf
2000	A.D. Smith, basketball
1999	Josh Bidwell, football
1998	Jeremy Ensrud, wrestling
1997	Chris Nelson, track
1996	Kevin Roberts, wrestling
1995	Camara Jones, women's track
1994	Kelly Blair, women's track
1993	Ronnie Harris, football/track
1992	Bob Gray, track
1991	Bill Mustrake, football
1990	Terry Obee, football
1989	Glenn Jarrett, wrestling
1988	Keith Balderston, basketball
1987	Harold Kuphaldt, track
1986	Dub Myers, track
1985	Sue Harbour, volleyball
1984	Ryan Zinke, football
1983	Kevin Lusk, football
1982	Bev Smith, women's basketball
1981	Alberto Salazar, track
1980	Mike Ritchey, baseball
1979	Rudy Chapa, track/cross country
1978	Scott McEldowney, gymnastics
1977	Greg Ballard, basketball
1976	Ron Lee, basketball
1975	Joe Percival, gymnastics Don Reynolds, football/baseball
1974	Guy Krause, baseball
1973	Steve Prefontaine, track
1972	Pete Schmock, football
1971	Bob Newland, football
1970	John Miller, wrestling
1969	Arne Kvalheim, track
1968	Jim Smith, football
1967	Neil Steinhauer, track
1966	Ken Moore, track
1965	Corky Sullivan, track
1964	Dick Imwalle, football
1963	Steve Barnett, football
1962	Mike Rose, football
1961	Dave Grosz, football
1960	Dave Edstrom, track
1959	Wimp Hastings, basketball/ baseball
1958	Jim Bailey, track
1957	Phil McHugh, football/basketball
1956	Lon Stiner, football
1955	Pete Williams, baseball
1954	Ron Lowell, tennis
1953	Jim Livesay, baseball
1952	John Hutchins, track
1951	Jack Keller, basketball/baseball



SCHOOL AWARDS

HIGDON TROPHY

2015 Edward Cheserek, track/
cross country
2014 Jillian Alleyne, basketball
2013 Liz Brenner, volleyball/
basketball/track
2012 Lauren Plum, volleyball
2011 Jordan Hasay, track
2010 Amanda Johnson, basketball
2009 Moni Graf, women's golf
2008 A.J. Acosta, track
Nicole Blood, track
2007 Jessie Chatfield, soccer
2006 Jen May, lacrosse
2005 Tommy Skipper, track
2004 Eric Mitchum, track
2003 Daria Panova, tennis
2002 Luke Jackson, basketball
Luke Ridnour, basketball
2001 Santiago Lorenzo, track
2000 Shaquala Williams, basketball
1999 Brienne Meharry, basketball
1998 Dietrich Morre, football
1997 Marie Davis, track
1996 Milena Glusac, track
1995 Kenya Wilkins, basketball
1994 Rick Cantwell, track
1993 LaReina Woods, track/volleyball
1992 Camara Jones, track
1991 Kelly Blair, track
1990 Dan Vidlak, wrestling
1989 Bill Musgrave, football
1988 Stefanie Kasperski, basketball

1987 Scott Kozak, football
1986 Keith Balderston, basketball
1985 Deanna Schiedler, track
1984 Sue Harbour, volleyball
1983 Kathy Hayes, track
1982 Eugene Young, football
1981 Leann Warren, track
1980 Bev Smith, basketball
1979 Melanie Batiste, track
1978 Rudy Chapa, track/cross country
1977 Sally Blickle, basketball/softball
1976 Jack Henderson, football
1975 Greg Ballard, basketball
1974 Ron Lee, basketball
1973 Don Reynolds, football/baseball
1972 Guy Krause, baseball
1971 Steve Prefontaine, track
1970 Tom Graham, football
1969 Larry Holliday, basketball
1968 John Miller, wrestling
1967 Gary Schutz, baseball
1966 John Pinkstaff, basketball
1965 Keith Lampard, baseball
1964 Bob Mitchell, wrestling
1963 Terry DeSylvia, football
1962 Ted Abram, track
1961 Vic Reeve, track
1960 Dyrol Bureson, track
1959 George Larson, track
1958 Mike Forrester, track
1957 Steve Anderson, track
1956 John Raventos, football
1955 Phil McHugh, football/mbb

LEO HARRIS AWARD

2015 Bryon Rockwell, football
2014 Cam Martin, golf
2013 Dan Vidlak, wrestling
2012 Bill Musgrave, football
2011 Chris Leupold, football
2010 Aaron Thomas, football
2009 Greg Erwin, track
2008 Keith Balderston, basketball
2007 Chris Miller, football
2006 Paul Weinhold, golf
2005 Mike Jorgensen, football
2004 Jim Hill, track
2003 Cliff Gibson, football
2002 Ed Hagerty, football
2001 Rudy Chapa, track
Alberto Salazar, track
2000 Mike Ritchey, baseball
1999 Rob Closs, basketball
1998 Mike Drummond, basketball
1997 David Taylor, track
1996 Tinker Hatfield, track
1995 Tim Slapnicka, football
1994 Paul Halupa, basketball
1993 Dan Fouts, football
1992 Ahmad Rashad, football
1991 Bob Newland, football
1990 Roscoe Divine, track
1989 Keith Sherman, football
1988 Gundars Tilmanis, tennis
1987 Tom Jernstedt, football
1986 Dick Winn, football
1985 Bob Berry, football
1984 Dave Wilcox, football
1983 Ron Snidow, football
1982 Charlie Warren, basketball

1981 Mickey Bruce, football
1980 Riley Mattson, football
1979 Wayne Henninger, tennis
1978 Jim Grelle, track
1977 John Robinson, football
1976 Phil McHugh, football/basketball
1975 Bill Dellinger, track
1974 Ron Lowell, tennis
1973 Dr. Richard Zimmerman, track
1972 Hal Dunham, football
1971 Phil Settecase, baseball
1970 Mel Krause, basketball/baseball
1969 John McKay, football
1968 Norm Van Brocklin, football
1967 Robert Koch, football

SISLEY AWARD

2015 Dawn Charrion Eikenberry, volleyball
2014 Kim Hyatt, track
2013 Liz Wilson, track, cross country
2012 Grace Golden, track and field
2011 Helen Higgins, tennis
2010 Sarah Grall, tennis
2009 Lauri Landerholm, wbb/track
2008 Charlene Carter, field hockey/soccer
June Liu, softball
2007 Kim Roth Geelan, track
2006 Bev Smith, basketball
2005 Sally Blickle, basketball/softball
2004 Krista Parent, softball
2003 Tama Cuddleback Rowan, swimming
2002 Mary L. Brorby, basketball/sb/vb
Diane Smith, wbb/field hoc./softball
2001 Peg Rees, basketball/sb/vb
2000 Shelley Briggs, field hockey

OREGON AWARDS

MVP AWARD

Formerly the Steven J Award, the MVP Award is presented to the outstanding member of the basketball team and is selected by members of the squad.

JOHN WARREN AWARD

The John Warren Award is given to the most inspirational player on the Oregon basketball team. It is named after the former Ducks' football, basketball and track head coach and is also voted by the team members.

HARRY RITCHIE AWARD

The recipient of the Harry Ritchie Award is a member of the basketball team who is honored for his athletic and scholastic achievements.

JESSE NASH AWARD

The Jesse Nash Award was initiated in 1988 to honor the basketball squad's most improved player. The award exemplifies the reputation and is given in the memory of the former Oregon forward who drowned in 1987. The honoree is selected by the Oregon coaches.

REAR ADMIRAL JOHN DICK AWARD

Named after All-American forward John Dick, Oregon's leading scorer in the 1939 NCAA Championship game who went on to serve in World War II as part of his distinguished U.S. Navy career, this award is presented to the team's best defender. The honoree is selected by the Oregon coaches.

EMERALD ATHLETIC TROPHY

The Emerald Athletic Trophy is sponsored jointly by the athletic department and the Oregon Daily Emerald and is awarded to an Oregon senior on the basis of outstanding achievement in the fields of athletics, scholarship and citizenship.

HIGDON TROPHY

The Doyle Higdon Trophy is given to an Oregon sophomore athletically for excellence in athletics, scholarship and citizenship. The award is named in honor of a former football and track standout who was killed prior to his junior year at Oregon.

LEO HARRIS AWARD

The Alumni Athletic Award was originated in 1967 by the late Leo Harris, former director of athletics, and his family and is presented to an alumni letterman on the basis of 20 years of achievement and service since graduation.

BECKY L. SISLEY AWARD

The Becky L. Sisley Award is named after the University's first director of women's intercollegiate athletics and is awarded to a former women's athlete to commemorate community involvement, career development and support of University ideals.



OREGON PLAYERS IN THE NBA



Greg Ballard

Greg Ballard (1974-77)

11 seasons
 Washington Bullets 1978-85
 Golden State Warriors 1986-87
 Seattle Supersonics 1989

Jim Barnett (1964-66)

11 seasons
 Boston Celtics 1967
 San Diego Rockets 1968-70
 Portland Trailblazers 1971
 Golden State Warriors 1972-74
 New Orleans Jazz 1975
 New York Knicks 1975-76
 Philadelphia 76ers 1977




Aaron Brooks

Terrell Brandon (1990-91)

12 seasons
 Cleveland Cavaliers 1992-97
 Milwaukee Bucks 1998-99
 Minnesota Timberwolves 1999-03

Aaron Brooks (2004-07)


8th season
 Houston Rockets 2008-11
 Phoenix Suns 2011
 Sacramento Kings 2013
 Houston Rockets 2013-14
 Denver Nuggets 2014
 Chicago Bulls 2015-16



Malik Hairston

Malik Hairston (2005-08)

2 seasons
 San Antonio Spurs 2009-10




Luke Jackson

Luke Jackson (2000-04)

4 seasons
 Cleveland Cavaliers 2005-06
 Los Angeles Clippers 2007
 Toronto Raptors 2007
 Miami Heat 2008



Terrell Brandon



John Greig

John Greig (1980-82)

1 season
 Seattle Supersonics 1983



Ivan Johnson

Ivan Johnson (2006)

2 seasons
 Atlanta Hawks 2011-12



OREGON PLAYERS IN THE NBA



Fred Jones

Fred Jones (1999-02)

8 seasons	
Indiana Pacers	2003-06
Toronto Raptors	2007
Portland Trailblazers	2007
New York Knicks	2008
Los Angeles Clippers	2009

Nick Jones (1965-67)


5 seasons	
San Diego Rockets	1968
Dallas Chaparrals (ABA)	1969
Miami Floridians (ABA)	1969
Golden State Warriors	1971-72
Dallas Chaparrals (ABA)	1973

Steve "Snapper" Jones (1962-64)

9 seasons	
Oakland Oaks (ABA)	1968
New Orleans Buccaneers (ABA)	1969-70
Memphis Pros (ABA)	1971
Dallas Chaparrals (ABA)	1972-73
Carolina Cougars (ABA)	1973-74
Denver Rockets (ABA)	1974
Spirits of St. Louis (ABA)	1975
Portland Trailblazers	1976

Arsalan Kazemi (2013)

1st season	
Atlanta Hawks	2016



Ron Lee

Ron Lee (1973-76)

6 seasons	
Phoenix Suns	1977-79
New Orleans Jazz	1979
Atlanta Hawks	1980
Detroit Pistons	1980-82



Luke Ridnour

Jim Loscutoff (1951-55)

9 seasons	
Boston Celtics	1956-64

Stan Love (1969-71)

4 seasons	
Baltimore Bullets	1972-73
Los Angeles Lakers	1974-75
San Antonio Spurs (ABA)	1975

Bob Peterson (1951-52)

3 seasons	
Baltimore Bullets	1954
Milwaukee Hawks	1954
New York Knicks	1955-56

Blair Rasmussen (1982-85)

8 seasons	
Denver Nuggets	1986-91
Atlanta Hawks	1992-93



Blair Rasmussen

Luke Ridnour (2001-03)

12 seasons	
Seattle Supersonics	2004-08
Milwaukee Bucks	2009-10
Minnesota Timberwolves	2011-13
Milwaukee Bucks	2014
Charlotte Bobcats	2014
Orlando Magic	2015

Alex Scales (1999-00)

1 season	
San Antonio Spurs	2006

Anthony Taylor (1985-88)

1 season	
Miami Heat	1989

Joseph Young (2014-15)

1st season	
Indiana Pacers	2016



Anthony Taylor

Oregon NBA Draft Choices

Year Player (Round/Overall Pick), Team

1947	Wimpy Quinn, Toronto
1948	Reede Berg, Indianapolis Fred Bartell, Washington
1949	Roger Wiley, Baltimore
1952	Brad Peterson, Baltimore
1953	Chet Noe (2nd), Boston Bob Peterson, Baltimore
1955	Jim Loscutoff (1st/4), Boston
1956	Max Anderson, Philadelphia
1958	Hal Duffy (11th/74), Minneapolis
1962	Glenn Moore (10th/82), Detroit Charles Warren (12th/92), Philly
1966	Jim Barnett (1st/8), Boston
1967	Nick Jones (3rd/31), San Diego
1969	Rick Abrahamson (10th/128), Phx
1970	Billy Gaskins (9th/144), Portland
1971	Stan Love (1st/9), Baltimore Larry Holliday (9th/141), Seattle Bill Drozdiak (10th/159), San Fran Leonard Jackson (16th/227), S.D.
1973	Doug Little (4th/54), Buffalo John Green (16th/200), Buffalo
1975	Gerald Willett (6th/97), Portland
1976	Ron Lee (1st/10), Phoenix
1977	Greg Ballard (1st/4), Washington
1979	Dan Hartshorne (6th/123), Philly Kelvin Small (10th/195), Portland
1981	Mike Clark (5th/97), Utah Felton Sealey (10th/220), Phoenix
1982	John Greig (3rd/65), Seattle
1984	David Brantley (7th/144), L.A. Gary Gatewood (7th/152), Seattle
1985	Blair Rasmussen (1st/15), Denver Chris Harper (6th/128), San Antonio
1986	Jerry Adams (5th/106), Portland
1987	Sven Meyer (3rd/51), Sacramento
1988	Anthony Taylor (2nd/44), Atlanta
1991	Terrell Brandon (1st/11), Cleveland
2001	Bryan Bracey (2nd/58), San Antonio
2002	Frederick Jones (1st/14), Indiana
2003	Luke Ridnour (1st/14), Seattle
2004	Luke Jackson (1st/10), Cleveland
2007	Aaron Brooks (1st/26), Houston
2008	Malik Hairston (2nd/48), Phoenix Maarty Leunen (2nd/54), Houston
2013	Arsalan Kazemi (2nd/54), Washington
2015	Joseph Young (2nd/43), Indiana

LETTERWINNERS

A

Abdul-Bassit, Jalil 2014-15
 Abrahamson, Rick 1967-68-69
 Adams, Jerry 1982-83-85-86
 Akwenuke, Josh 2007
 Allen, Ed 1944-45
 Amacher, Bob 1948-49-50
 Amardi, Richard 2014
 Anderson, Hank 1940-41
 Anderson, Jay 2001-02-03-04
 Anderson, Jerry 1962-63, 65
 Anderson, Max 1954-55-56
 Anet, Robert 1937-38-39
 Andrews, George 1940-41-42
 Armstead, Aric 2014
 Armstead, Malcolm 2010-11
 Artis, Dominic 2013-14
 Ashaolu, Olu 2012
 Austin, Waverly 2013-14

B

Bain, Paul 1981-82-83
 Baker, Coleton 2013
 Balderston, Keith 1985-86-87-88
 Ballard, Greg 1974-75-76-77
 Bally, Joe 1928-29
 Banks, Deryl 1975
 Barclay, Curt 1951
 Barner, Phil 1978-79
 Barnett, Jim 1964-65-66
 Bartelt, Jim 1945-47-48-49
 Barwig, Mark 1973-74-75-76
 Bell, Greg 1983-85
 Bell, Jordan 2015
 Bell, Ray 1954-55-56
 Beller, Franz 1920-21-22
 Benjamin, Dwayne 2015
 Benson, Casey 2015
 Berg, Bill 1933-34-35
 Bigby, Carson 1915
 Bigbee, Lyle 1915
 Bingham, Ed 1955-56-57
 Blair, David 1988-89-90-91
 Blair, Rusty 1970-71-72
 Bonnemann, Henry 1952-53
 Borchert, Bill 1940-41
 Borrevik, Wally 1942-43-44
 Bottler, Ron 1952
 Boylen, Tom 1913-15
 Bradshaw, Robert 1912-13-14
 Bracey, Bryan 2000-01
 Brandon, Carter 1919
 Brandon, Terrell 1990-91
 Brantley, Dave 1981-82-83-84
 Bray, George 1944-46-47
 Brockmeyer, Gene 1964-65
 Brooks, Aaron 2004-05-06-07
 Brooks, Dillon 2015
 Brooks, Irwin 1913
 Brosterhous, Rick 1969-70-71
 Brown, Kamyron 2008-09
 Brown, Terik 1996-97-98-99
 Burns, Ron 1980-81
 Burnett, Arvin 1922

C

Calkins, Windsor 1930-31-32
 Calliste, Jason 2014
 Campbell, Glen 1967-68-69
 Carlson, Al 1971-72
 Carson, Mike 1995-96-97-99
 Carter, Ben 2013-14
 Cate, Ferd 1917
 Catron, Joevan 2007-08-09-11
 Caviness, Bob 1944
 Chandler, Michael 2015
 Chapman, Hal 1923-24
 Chapman, Nish 1919-20-21
 Chastain, Mervyn 1928-29
 Cheatham, John 1981
 Christensen, Kristian 1998-00-01-02
 Christenson, Warren 1942
 Christoffersen, Chris, 1999-00-01-02
 Clark, Mike 1978-79-80-81
 Clarkson, Art 1933
 Closs, Rob 1977-78-79
 Coffey, Bret 1988-89
 Cofield, Fred 1981-82
 Coldren, Bruce 1973-74-75-76
 Collier, Andre 1992-93
 Comfort, Chuck 1918
 Cook, Elgin 2014-15
 Cooley, Larry 1964-65
 Cooper, Paul 1948-49
 Cornish, Rick 1977-78
 Couch, Ralph 1922-23
 Coulter, Jesse 1995
 Courtney, Bill 1936-37
 Covey, Bud 1952-53
 Craig, Ian 1987
 Craven, Bob 1966-67-68
 Crawford, Clyde 1971
 Crawford, Jeff 1988-89
 Crittle, Josh 2009
 Crosswhite, Ian 2003-04
 Crow, Brian 2014
 Crowell, Sam 1943
 Curry, Jamar 1994-96-97-98

D

Danner, Ernie 1944
 Davis, James 2001-02-03-04
 Davis, Rich 1978-79
 Deuster, Thomas 1986
 Dick, Ed 1943-47
 Dick, John 1938-39-40
 Dolp, Vincent 1930-31
 Don, Robert 1948-49
 Donin, Ike 1933
 Donsainvil, Frantz 2008
 Dotson, Damyean 2013-14
 Dowsett, Jack 1928
 Drozdiak, Bill 1969-70-71
 Drummond, Mike 1975-76-77-78
 Duffy, Harold 1956-57-58
 Dunigan, Michael 2009
 Dunn, Eric 1989-90
 Durno, Eddie 1919-20-21
 DuShane, Don 1965-66
 Dutton, Donald 1983-84

E

Eberhart, Hoard 1929
 Eberhart, Jean 1929-30-31
 Edlund, Halmer 1922
 Edwards, Ray 1928-29
 Ela, Mike 1972
 Elliott, Williams 1910-11
 Elorriaga, John 2009
 Emmons, Keith 1927
 Emory, Carlos 2012-13
 Epps, Dave 1928-29

F

Farnam, Keith 1952-53
 Fearn, Nicholas 2009-10-11
 Fenton, Carl 1912-13-14
 Fife, Bob 1990-91-93
 Fletcher, Steve 1930
 Fowler, Frank E. "Ned" 1918-19
 Fox, Jay 1917
 Franklin, Charlie 1956-57-58
 Franz, John 1965-66
 Fredrickson, Burt 1973-74-75
 Friedman, Theo 2014-15
 Fuhrman, Rolph 1941-42-43

G

Gale, Laddie 1937-38-39
 Gaskins, Billy 1968-69-70
 Gemmell, Ronald 1934-35
 Gatewood, Gary 1980-82-83-84
 Gillenwaters, Tec 1924
 Girley, David 1984-85-86-87
 Gleason, Elliott 1963-64-65
 Goar, Leo 1922
 Gowans, Russ 1923-24-25
 Graham, Greg 1974-75-76-77
 Grant, Randy 1988-89
 Greig, John 1980-81-82
 Gunther, Jerry 1926-27

H

Hairston, Malik, 2005-06-07-08
 Halberg, Ed 1953-54
 Halupa, Paul 1972-73-74
 Hamilton, Bob 1944-45-46
 Hamilton, Lynn 1948-49-50
 Harcombe, Bill 1935
 Hardy, Robert 1938-39
 Hargain, Tony 1987-88-89
 Harker, Skouson 1999
 Harper, Chris 1984-85
 Hartenstein, Flo 1998-99-00-01
 Hartshorne, Dan 1976-78-79
 Hastings, Wimp 1956-57-58
 Hawes, Bob 1952-53-54
 Hayes, Leon 1961
 Hays, Ken 1945-46-47
 Heller, Max 2015
 Helms, Mike 1988-89-90
 Helquist, Brian 2002-03
 Henry, Jim 1968-69-70
 Henwood, Norm 1944
 Herron, Dale 1958-59-60
 Hicks, Julius 2000-01

Hobson, Howard 1924-25-26
 Hoffine, Bruce 1945-46
 Holland, Barney 1952-53-54
 Holliday, Larry 1969-70-71
 Horner, Cliff 1929-30-31
 Houghton, LaGrande 1933
 Howell, Wardlow 1936
 Huff, Marion 1944
 Hughes, Roy 1927-28-29
 Hummelt, Bernard 1927
 Humphrey, Matt 2009
 Humphreys, Dick 1944
 Hunt, Bob 1959
 Hunt, Ken 1950-51-52
 Huntington, Hollis 1917

I

Ingram, Billy 1972-73

J

Jackson, David 2000-01
 Jackson, Leonard 1969-70-71
 Jackson, Lloyd 1942
 Jackson, Luke 2001-02-03-04
 Jackson, Paul 1940-41-42
 Jackson, Stu 1974-75-76
 Jacob, Jeremy 2010-11-12
 Jacobberger, Francis 1919-20
 Jamison, Homer 1910-12
 Jennings, Bill 1964-65-66
 Jensen, Tim 2015
 Jewell, Ray 1938
 Johansen, Wallace 1937-38-39
 Johnson, Aaron 1990-93-94-95
 Johnson, Brett 1990-91
 Johnson, Frank 1988-89
 Johnson, Ivan 2006
 Johnson, Jim 1962-63
 Johnson, Robert 2002-03
 Jones, Bud 1934-35-36
 Jones, Frederick, 1999-00-01-02
 Jones, Nick 1965-66-67
 Jones, Roman 1961
 Jones, Steve 1962-63-64
 Jones, Willie 1934-35-36
 Jordan, Clyde 1991-92-93
 Joseph, Andre 2003-04
 Joseph, Devoe 2012
 Jost, Charles 1925-26
 Joy, Fred 1927

K

Kafoury, Dave 1964-65-66
 Kazemi, Arsalan 2013
 Keenan, Bill 1930-31
 Keller, Jack 1949-50-51
 Kent, Ernie 1974-75-76-77
 Kent, Jordan 2004-05-06
 Keumper, Austin 2013
 Kimpton, Butch 1959-60-61
 Kingma, Brett 2012
 Kirsch, Don 1941-42-43
 Knecht, Wally 1960-61-62
 Koch, Barney 1944
 Koch, Lester 1914



LETTERWINNERS

Krause, Mel 1950-51
 Kuykendall, Bud 1957-58-59
 Kyei, Kofi 1987

L

Lapray, A.J. 2014
 Larry, Andre 1996-97
 Latham, Hugh 1921-23-24
 Latham, Mark 1920-21-22
 Lavey, Bob 1946-47-48-49
 Lawrence, Jamal 1995-96-97
 Lee, Ron 1973-74-75-76
 Leunen, Maarty, 2005-06-07-08
 Lever, Anthony 2000-01-02
 Levoff, Henry 1930-31-32
 Lewis, John 1935-36-37
 Liebowitz, Sam 1935-36
 Lincoln, Brandon 2003-04-05-06
 Lind, Herman 1919-20
 Lindquist, Ben 2000-01-02
 Little, Doug 1971-72-73
 Longmire, LeKendric 2008-09
 Loscutoff, Jim 1951-55
 Losli, Matt 2011
 Love, Kenny, 2005-06
 Love, Stan 1969-70-71
 Loy, Pat 1963
 Loyd, Johnathan 2011-12-13-14
 Lucas, Richard 1988-89-90-91
 Lucenti, Nicholas 2011-12-13-14
 Lundell, John 1956
 Lyden, Jordy 1991-92-94-95
 Lyon, Stu 1978-79

M

Mack, Danny 1976-77-78
 Mack, John 1961-62-63
 Madden, Henry 1994-95-97-98
 Marshik, Archie 1940-41-42
 Martin, George 1973
 Matheson, Mike 1983-84-85
 Maynard, Wilson 1942
 McCormick, Don 1928-29
 McCready, Lynn 1917-20
 McHugh, Phil 1955-56-57
 McKelvey, Miguel 1997
 McLean, Cliff 1936
 McManus, Gary 1955
 McNeeley, Evert 1939-40-41
 McShane, Mike 1997-98-99
 Medley, Dot 1918
 Meyer, Sven 1987
 Michaelis, Mark 2001-02
 Miller, Bob 1933-34-35
 Milligan, Scott 1927-28-29
 Milling, Kyle 1996-97
 Mitchell, John 1992-93-94-95
 Mixon, Kevin 1990-91
 Moore, Bill 1956-57
 Moore, Glenn 1960-61-63
 Moore, Willie 2013
 Moreck, Joe 1976-77
 Morgan, Eli 1957
 Morton, Robert 1915
 Mosby, Jerry 1943-44

Moser, Mike 2014
 Mullen, Ford 1938-39
 Murray, John 1977-78-79-80
 Mouton, Kevin 1986

N

Nared, Tyrone 2011-12
 Nash, Jesse 1987
 Neeley, John 1949-50-51
 Nelson, Dick 1917
 Nelson, Gary 1976-77
 Nelson, Geoff 1974-75-76
 Nelson, Jonathan 1996-97-98
 Newland, Bob 1942-43
 Nicksic, Mike 1967-68
 Noe, Chet 1951-52-53
 Noebel, Charlie 2015
 Neil, James 1910

O

Odia, Churchill 2007-08-09
 Oguchi, Chamberlain, 2005-06-07
 Okerberg, Roy 1925-26-27
 Olinger, Harold 1930
 Olinger, Gilbert 1932-33-34
 Olsson, Adam 1998
 O'Neil, Matt 1991-92
 Osborn, Rick 1985-86-87-88

P

Page, Howard 1953-54-55
 Parker, Darryl 1994-95
 Patterson, Charles 1936
 Patterson, Chuck 1991-92
 Pavalunas, Matt 1938-39-40
 Pearce, Vearl 1962
 Perry, Scott 1982
 Peterson, Bob 1951-52
 Phillips, Bill 1944
 Piipo, Toivo, 1940
 Pinkstaff, John 1966-67-68
 Platt, Mitch 2004-05-07-08
 Popick, Al 1943-47-48
 Porter, Tajuan 2007-08-09
 Potter, Cliff 1932
 Potter, Jeff 1992-93-94-95
 Potts, Ken 1931
 Powers, Mike 1968
 Purdy, Ken 1936-37

Q

Quinine, Donte 1996-98-99

R

Rader, Don 1912
 Ramaker, Rob 1996-97
 Ranniger, Steve 1986-88-89-90
 Rask, Chuck 1958-59-60
 Rasmussen, Blair 1982-83-84-85
 Rasmussen, Marv 1946
 Reece, Johnnie 1992-93
 Reinhart, Bill 1921
 Reynolds, Keith 1989-90
 Reynolds, Lauren 1928
 Reynolds, Walt 1943

Reynolds, Walt S. 1972-73
 Rice, Don 1913-14
 Richardson, Fred 2013
 Ridings, Gordon 1927-28-29
 Ridnour, Luke 2001-02-03
 Roberts, Charles 1931-32-33
 Robertson, Jack 1932-33-34
 Robertson, Stu 1958-59-60
 Robinson, Kevin 1992
 Rockhey, Haddon 1922-23-24
 Rodgers, Bob 1968-69-70
 Rorie, Ahmaad 2015
 Rosemond, Yasir 1998-99
 Ross, Jerry 1954-55-56
 Rotenberg, Morris 1933
 Rourke, Roland 1934-35-36
 Rubenstein, Max 1930-32
 Runyon, Damon 1992-93-94-95

S

Sandness, Earl 1939
 Sanford, Glen 1934-35
 Sarpola, Ted 1938-39-40
 Scales, Alex 1999-00
 Schafer, Ray, 2005-06-07-08
 Sealey, Felton 1978-79-80-81
 Seeborg, Ken 1948-49
 Seeborg, Roy 1943-46-47
 Seiferth, Martin 2011
 Sellers, Zach 1994-95
 Senior, Greg 1986-87-88-89
 Shafer, Earl 1923-24
 Sharpe, Clayton 1915
 Shaw, Steve 1971
 Short, Matt 2003-04-05-06
 Silver, Dave 1936-37-38
 Sim, Garrett 2009-10-11-12
 Simons, Hank 1933
 Simmons, Bill 1960-61-62
 Sims, Clifford 1911-12-13-14
 Singler, E.J. 2010-11-12-13
 Slater, Carlton 1969
 Small, Kelvin 1977-78-79
 Smith, A.D. 1996-98-99-00
 Smith, Brion 1994
 Smith, Del 1945
 Smith, Ken 1967-68
 Smith, Nate 2001
 Sorkin, Roman 2015
 Sowers, Paul 1949-50
 Sprague, Kenny 1984-85-86-87
 Stahl, Homer 1933
 Steers, Bill 1918
 Stelly, Adrian 2004-05-06-07
 Stevens, Kermit 1930-31-33
 Stine, Harry 1910
 Stoudamire, Antoine 1992-93
 Stout, Bob 1953-54
 Strand, Ken 1970-71-72
 Streeter, Mel 1950-51-52
 Strickland, Denny 1959-60-61
 Stringer, Ken 1973-74-75
 Strowbridge, Jay-R 2011
 Sunderland, Paul 1972
 Swaim, Kim 1973-74

T

Taylor, Anthony 1985-86-87-88
 Taylor, Bryce, 2005-06-07-08
 Taylor, Rodnie 1982
 Taylor, Warren 1941-42-43
 Terjeson, Ralph 1933
 Thomas, Bill 1966-67
 Thompson, Chris 1972
 Townsend, Vic 1940-41
 Trapp, Greg 1984-85
 Trendell, Bryan 1982-83
 Tucharadt, Paul 1958
 Tuttle, Tom 1962-63

U

Unis, Richard 1948-49
 Urban, Willis 1949-50-51

V

van der Veen, Eric 1991-92
 Viney, Drew 2008
 Vranizan, Jim 1950-51-52

W

Walker, Barry 1979-80-81-82
 Walker, Dean 1911-12-13
 Wallace, Reggie 1984
 Warberg, Dale 1949-50
 Warren, Charles 1960-61-62
 Watts, Jim 1932-34
 Wegner, Ken 1952-53-54
 Westergren, Algot 1925-26-27
 Wheeler, Glenn 1914-15
 Whiting, Ray 1980-81
 Wiley, Drew 2009
 Wiley, Roger 1943-47-48-49
 Wilkins, Dick 1945-46-47-48
 Wilkins, Kenya 1994-95-96-97
 Willett, Gerald 1973-74-75
 Williams, Brian 1995-96
 Williams, Jerome 1979-80-82
 Williams, Orlando 1992-93-94-95
 Williamson, Stan 1943-46-47-48
 Williams, Teondre 2009-10-11
 Wilson, Dow 1918
 Wilson, Jamil 2010
 Wimberly, Lee 1944
 Wintermute, Urgel 1937-38-39
 Wolcott, Chester 1914
 Woods, Tony 2012-13
 Wren, Bob 1942-43-47
 Wright, Darius, 1999-00
 Wright, Les 1946-47
 Wright, Richard 1980
 Wulff, Rodney 1971

Y

Yates, Bob 1963
 York, Tyler 2003-04
 Young, Joseph 2014-15

Z

Zahn, Adam 2004-05-06-07
 Zimmerman, Don 1922-23



JERSEY NUMBERS

RETIRED JERSEYS

10 Terrell Brandon
18 John Dick
20 Bob Anet
22 Urgel (Slim) Wintermute
28 Lauren (Laddie) Gale
30 Ron Lee
32 Wally Johansen
42 Greg Ballard

0

Dwayne Benjamin 2015
*Arik Armstead 2013
*Aaron Brooks 2005-06-07

00

Mike Moser 2014
*Aaron Brooks 2004
A.D. Smith 1996-97-98-99-00
*John Mitchell 1995
Rodney Taylor 1982

1

Jordan Bell 2015
Dominic Artis 2013-14
Bruce Barron 2012
Nicholas Fearn 2009-10-11
Malik Hairston, 2005-06-07-08
James Davis 2001-02-03-04

2

Casey Benson 2015
*Arik Armstead 2014
Matt Losli 2011
Ben Voogd 2008-09
Jordan Kent 2003-04-05-06
*Bill Harcombe 1935

3

Joseph Young 2014-15
Garrett Sim 2009-10-11-12
Mitch Platt 2004-05-06-07-08
Robert Johnson 2002-03
*David Jackson 2001
Skouson Harker 1999
Henry Madden 1994-95-97-98
Antoine Stoudamire 1992-93
Frank Johnson 1988-89
*Howard Page 1952
Don Hoy 1951
*Dick Unis 1950
Jim Bocchi 1949
Al Popick 1947-48
Raymond Berg 1945-46
Lou Kotnik 1945
Dick Humphreys 1944
Robert Newland 1942-43
John Lewis 1935
*Gilbert Olinger 1934
Fred Joy 1927

4

Max Heller 2015
Nicholas Lucenti 2011-12-13-04
Bryce Taylor 2005-06-07-08
Darius Wright 1999-00
Andre Larry 1996-97
Brion Smith 1994
*Johnnie Reece 1993

Brett Johnson 1991
Tony Hargain 1988-89-90
David Brantley 1981-82-83-84
Ernie Baldini 1950-51
Roger Mockford 1948
*Jim Bartelt 1947
*George A. Bray 1946
Ernie Danner 1944
Del Smith 1945
*Roy Seeborg 1943
*George Andrews 1942
*LeGrande Houghton 1935
*Roland Rourke 1934

5

Fred Richardson III 2013
Olu Ashaolu 2012
Josh Akwenuke 2007
Matt Short 2002-03-04-05-06
Yasir Rosemond 1998-99
Brian Williams 1995-96
Clyde Jordan 1991-92-93
Randy Grant 1988-89
*Phil Barner 1979
Jim Calderwood 1950-51
*Dick Unis 1949
Stan Williamson 1947-48
Alan Cohen 1946
Sam Crowell 1943
Wilson Maynard 1942
*Roland Rourke 1935
*Jim Watts 1934
Bernard Hummelt 1927

6

*Rich Costi 1957
Roger Diddock 1956
*Bob Hawes 1953-54
Mel Krause 1950-51
*Don Peterson 1949
*Marv Rasmussen 1947
Robert Hamilton 1944-45-46
Alvin Popick 1943
*Paul Jackson 1942
Mel Kennedy 1935
*Bell Berg 1934
Don McCormick 1927

7

Hugh Marxer 1952
John Neeley 1949-50-51
*Reedy Berg 1948
*Roy Seeborg 1947
Charles Stamper 1945-46
Bob Caviness 1944
*Robert Wren 1942-43
Robert Becker 1937
Charles Patterson 1936
*Glen Sanford 1935
*Jack Robertson 1934

8

Ken Wegner 1952-53-54
Jack Keller 1950-51
Lynn Hamilton 1949
*Marv Rasmussen 1946-48
*Roger Wiley 1947
Bill Elder 1945
Bill Mayther 1944
Lloyd Jackson 1942
*John Dick 1938
*Ronald Gemmell 1935
*Glen Sanford 1934

9

*John Lundell 1957
Art Weatherford 1954
Jim Vranizan 1950-51-52
Archie Gacek 1948
Kenneth Hays 1945-46-47
*George Bray 1944
*Warren Taylor 1942-43
Arnold Faust 1935
*Ron Gemmell 1934

10

Charlie Noebel 2015
Johnathan Loyd 2011-12-13-14
Maarty Leunen, 2005-06-07-08
Kenya Wilkins 1994-95-96-97
Terrell Brandon 1990-91
Greg Bell 1982-83-84-85
Richard Wright 1980
Mike Drummond 1975-76-77-78
Dave Lingenfelder 1974
Lenny Jackson 1969-70-71
Mike Nicksic 1966-67-68
*Pat Loy 1964-65
*John Mack 1961-62-63
Darrell Brandt 1960
*Phil McHugh 1956
Bob Stout 1953-54
*Barney Holland 1952
*Bob Hawes 1952
*Ken Seeborg 1949
Dick Wilkins 1945-46-47-48
Wally Borrevik 1941-43-44
Archie Marshik 1942
*Bell Berg 1935
*Edward Kunkle 1934

11

Theo Friedman 2014-15
Malcolm Armstead 2010-11
Frantz Dorsainvil 2008-09
Ian Crosswhite 2002-03-04-05
*Julius Hicks 2000
Kyle Milling 1996-97
Andre Collier 1992-93
Alfred Hanson 1988-89
Kevin Mouton 1986
Chris Harper 1984-85
Rodnie Taylor 1983
Marvin Walker 1979
Greg Graham 1974-75-76-77
Clyde Crawford 1971-72
Carlton Slater 1969-70
Bob Yates 1963-64
Nick Robertson 1960
*Phil McHugh 1957
*Jerry Ross 1954
Alex Byler 1953
Mel Streeter 1950-51-52
*Jim Bartelt 1945-48-49
*Bob Wren 1947
Bill Phillips 1944
*Rolph Fuhrman 1942-43
Quetin Sidesinger 1941
Matt Pavalunas 1938-39-40
Kenneth Purdy 1936-37
*Sam Liebowitz 1935
*LeGrande Houghton 1934

12

Jason Calliste 2014
Coleton Baker 2013
Brett Kingma 2012
Martin Seiferth, 2011
Tajuan Porter, 2007-08-09-10
Kenny Love, 2005-06
*Adrian Stelly 2004
Marcus Kent 2002
*Kristian Christensen 1998-99
Ulysses Foston 1989-90
Mike Matheson 1983-84-85
Rick Potter 1964
*Wally Palmberg 1963
*Pete King 1957
*Rich Costi 1955-56
*Howard Page 1953
Larry Chamberlain 1952
Art Shepard 1951
*Bob Lavey 1948-49-50
*Reedy Berg 1947
*Leslie Wright 1946
Lee Wimberly 1944
Donald Kirsch 1940-41-43
*Wellington Quinn 1939
*Bud Jones 1934-35
Joe Bally 1927

13

Richard Amardi 2014
Churchill Odia, 2006-07-08-09
Luke Ridnour 2001-02-03
Donte Quinine 1996-97-98-99
Jordy Lyden 1991-92-93-94-95
David Girley 1984-85-86-87
Fred Cofield 1981-82
*Ron Thompson 1967
Vearl Pearce 1962
Butch Kimpton 1960-61
Bud Kuykendall 1957-58
Larry Barnes 1955-56
Ben Pease 1946
*Walter S. Reynolds 1941
Herbert Tompkins 1940
Ford Mullen 1937-38-39
Clifford McLean 1936
*Willard Jones 1934-35

14

Ahmaad Rorie 2015
Arsalan Kazemi 2013
Matt Humphrey 2009-10
Brandon Lincoln 2003-04-05-06
Terik Brown 1996-97-98-99
Paul Bain 1980-81-82-83
Stu Lyon 1978-79
Greg Brown 1977
Mark Bailey 1970-71-72
Rick Abrahamson 1967-68-69
Dave Kafoury 1964-65-66
Tom Tuttle 1961-62-63
Jim Granata 1960
Wimp Hastings 1956-57-58
*Howard Page 1954
Paul Poetsch 1953
Ken Hunt 1950-51-52
Bill Green 1948
Bruce Hoffine 1945-46
Arnie Kiminki 1927
*Walter S. Reynolds 1943
*George Andrews 1939-40-41
*Robert Miller 1934-35



JERSEY NUMBERS

15

Jalil Abdul-Bassit 2014-15
 John Elorriaga 2008-09-10
 Tyler York 2003-04
 Jamal Lawrence 1995-96-97
 Mike Greig 1975-77
 Bruce Posey 1972
 Jack Mulder 1967
 *Don DuShane 1964-65-66
 Jack Brack 1962
 Leon Hayes 1960-61
 *Eli Morgan 1958
 Bill Service 1956
 Frank Werner 1955
 *Max Anderson 1954
 Wayne Johnson 1953
 Henry Bonnemann 1951-52
 *Bob Amacher 1950
 *Roger Wiley 1948-49
 Ed Dick 1947
 William Magruder 1946
 Marion Huff 1944-45
 *Warren Christenson 1942
 Evert Red McNeely 1939-40-41
 David Epps 1927

16

Ed Halberg 1953-54
 Bob Peterson 1951-52
 Dale Warberg 1950
 *Lynn Hamilton 1948
 Sam Cromwell 1947
 Walter Kirsch 1946
 Norm Henwood 1944
 Robert Reynolds 1943
 *Clifford Anet 1942
 Toivvo Piippo 1939-40-41
 Algot Westergren 1927

17

Don Delbon 1956-57
 *Bud Covey 1952-53
 *Don Peterson 1951
 Paul Sowers 1949-1950
 Rod Slade 1949
 *Dick Unis 1948
 Harold McKee 1946
 Scott Milligan 1927

18 - Retired

*John Dick 1939-40
 Gordon Ridings 1927

19

*Eli Morgan 1956-57
 Berge Borrevik 1955
 Bill Sherman 1954
 Henry Bonneman 1953
 Ron Phillips 1952
 *Jim Loscutt 1951
 Bob Gilbert 1950
 *Bob Amacher 1947-48-49
 Ben Ward 1946
 *Warren Christenson 1943
 Lester Thompson 1942
 *Warren Taylor 1941
 Roy Okerberg 1927

20

Waverly Austin 2013-14
 Frederick Jones 1999-00-01-02
 John Cheatham 1981
 Beau McCloud 1977-78
 *Frank Rourke 1976
 *Paul Jackson 1940
 Robert Anet 1937-38-39
 *Roland Rourke 1936
 Jerry Gunther 1927

21

Damyean Dotson 2013-14
 Jamil Wilson 2010
 Nicholas Fearn, 2008-09
 *Adrian Stelly, 2005-06-07
 *Julius Hicks 2001
 *Kristian Christensen 2001-02
 *David Jackson 1999-00
 Orlando Williams 1991-92-93-94
 Keith Reynolds 1989-90
 Anthony Taylor 1985-86-87-88
 Brian DiBiaso 1983
 Scott Perry 1982
 *Phil Barner 1978
 Mike Ela 1970-71-72
 Ken Kinchloe 1973
 Randy Olson 1969
 Steve Peterson 1968
 Elliot Gleason 1962-63-64-65
 *Ed Bingham 1957
 Dick James 1955
 *Gary McManus 1954
 Keith Farnam 1951-52-53
 Bob Don 1948-49-50
 John Stevens 1946
 *Henry Anderson 1941

22

Teondre Williams 2011
 Drew Wiley 2009-10
 Mark Barwig 1973-74-75-76
 *Henry Anderson 1940
 Urgel Slim Wintermute 1937-38-39
 *William Harcombe 1936

23

Elgin Cook 2014-15
 Jeremy Jacob 2010-11-12
 Jamar Curry 1994-95-96-97-98
 Mike Helms 1988-89-90
 Curtis Wilson 1987
 John Greig 1980-81-82
 *Walt Reynolds 1972-73-74
 Rick Brosterhous 1969-70-71
 Billy Gaskins 1968
 Nick Jones 1965-66-67
 Steve Jones 1962-63-64
 Chuck Rask 1960
 Kent Dorwin 1954
 *Harlan Mickey 1953
 Ron Bottler 1952
 Will Urban 1949-50-51
 *Ken Seeborg 1948
 *Bob Lavey 1947
 *Clifford Anet 1941

24

Dillon Brooks 2014
 A.J. Lapray 2014
 Willie Moore 2013
 LeKendric Longmire 2007-08-09-10
 Ben Lindquist 2000-01-02
 Mike McShane 1997-98-99
 Jeff Potter 1992-93-94-95
 Kevin Mixon 1990-91
 Donald Dutton 1983-84
 Barry Walker 1979-80-81-82
 Dean Roberts 1973
 Chris Thompson 1972
 *Walt Reynolds 1971
 Billy Gaskins 1969-70
 Lee Harvey 1967-68
 Jim Jones 1966
 *Pat Loy 1963
 *Ed Bingham 1955-56
 Doug Rogers 1952
 *Hal Webb 1951
 Paul Cooper 1948-49-50
 *George Bray 1947

25

Michael Chandler 2015
 E.J. Singler 2010-11-12-13
 Chamberlain Oguchi, 2005-06-07
 Chris Christoffersen 1999-00-01-02
 Rick Osborn 1985-86-87-88
 Gary Gatewood 1980-81-82-83-84
 *Rob Closs 1975-76
 Paul Halupa 1973-74
 John Roche 1967
 *Don DuShane 1963
 *Barney Holland 1953-54
 Melville Stilwell 1946
 *Leslie Wright 1945
 Jerry Mosby 1944
 *Leonard Gard 1941
 Ted Sarpola 1938-39-40
 *Gale Smith 1937
 Wardlow Howell 1936

26

Don McLain 1955
 Bob Graves 1954
 Chet Noe 1951-52-53
 Jack Loomis 1950

27

*Bud Covey 1951

28

*Hal Webb 1950
 *William Borcher 1940
 Laddie Gale 1937-38-39
 *Willard Jones 1936

29

Curt Barclay 1951

30

Ron Lee 1973-74-75-76
 Chuck McCormick 1971
 Jim Henry 1968-69-70
 Bill Thomas 1965-66-67
 Jim Johnson 1962-63-64
 Denny Strickland 1960-61
 Charlie Franklin 1956-57-58
 *Ray Bell 1954
 Don Siegmund 1953
 Joe Triano 1941
 William Courtney 1936-37
 Ike Donin 1933

31

Tyrone Nared 2011-12
 Kevinn Robinson 1992
 Richard Lucas 1988-89-90-91
 John Murray 1977-78-79-80
 Kim Swaim 1972-73-74
 *Stan Love 1970-71
 Dave Trukositz 1968-69
 *Wally Palmberg 1964
 Sandy Nosler 1962-63
 *Dave Robinson 1961
 Stu Robertson 1958-60
 Frank Werner 1956
 Ron Koski 1953
 Henry Simons 1933

32

Tim Jensen 2015
 Ben Carter 2013-14
 Jabari Brown 2012
 Teondre Williams 2009-10-11
 Tyron Manlove 1997-98
 Stu Jackson 1974-75-76
 *Victor Townsend 1940
 Wally Johansen 1937-38-39
 William Dick 1936

33

Carlos Emory 2012-13
 Michael Dunigan 2009-10
 Drew Viney 2008
 Luke Jackson 2001-02-03-04
 Alex Scales 1999-00
 Rob Ramaker 1996-97
 Darryl Parker 1994-95
 Bob Fife 1990-91-92-93
 Kofi Kyei 1985-86-87
 Reggie Wallace 1984
 Ray Whiting 1980-81
 Don Hayes 1979
 Earl Williams 1977
 Bruce Coldren 1974-75-76
 Eldridge Brossard 1972
 Larry Holliday 1969-70-71
 Jim Barnett 1964-65-66
 Bruce Madsen 1962
 *John Lundell 1956
 Jack Sherman 1955
 Jack McElravy 1951
 *Victor Townsend 1941
 George Jackson 1937
 *Buddington Jones 1936
 Joe Walsh 1933
 *La Grande Houghton 1933

JERSEY NUMBERS

34

Devoe Joseph 2012
 Joevan Catron 2010-11
 Kamyron Brown 2008-09
 Anthony Lever 2000-01-02
 Chuck Patterson 1990-91-92
 Jesse Nash 1987
 Jerry Adams 1982-83-85-86
 Danny Mack 1976-77-78
 Deryl Banks 1975
 Ken Strand 1970-71-72
 *Burt Fredrickson 1973
 Ken Smith 1966-67-68
 Larry Cooley 1963-64-65
 Roman Jones 1961
 Dale Herron 1958-60
 *Gary McManus 1955
 *Harlan Mickey 1951
 Ed Allen 1944-45-46
 Arvid Sutherland 1943
 Archie Marshik 1939-40-41
 David Silver 1936-37-38
 Chuck Clay 1933

35

Anthony Piganelli 2015
 Brian Crow 2014
 Andre Joseph 2003-04
 Zach Sellers 1994-95
 *Johnnie Reece 1993
 David Blair 1988-89-90-91
 Kenny Sprague 1983-84-85-86-87
 Felton Sealey 1978-79-80-81
 Ernie Kent 1974-75-76-77
 Paul Sunderland 1972
 Paul Benson 1973
 Jim Hannam 1971
 Bob Rodgers 1968-69-70
 Vernon Fox 1963
 *Max Anderson 1956
 *Jack Robertson 1933
 *Roland Rourke 1933

36

Russell Randrup 1946
 William Bloomquist 1943
 Earl Sandness 1939-40-41
 Ray Jewell 1936-37-38
 Red Rotenberg 1933

38

*Wellington Quinn 1938
 *William Borcher 1938
 *William Harcombe 1937
 *Samuel Liebowitz 1936
 Homer Stahl 1933

39

*Jim Watts 1933

40

Austin Kuemper 2012-13
 Brian Helquist 2002-03
 Miguel McKelvey 1997
 Eric van der Veen 1991-92-93
 Steve Ranniger 1986-87-88-89-90
 Blair Rasmussen 1982-83-84-85
 Tad Mancini 1975
 Steve Manker 1974

Bill Ingram 1972-73
 *Ron Thompson 1968
 Ron Hanson 1963
 Dave Barovetto 1962
 *Jerry Ross 1955-56
 Wayne Bartholemy 1946
 *Rolph Fuhrman 1941
 *Leonard Gard 1940
 Robert Hardy 1939-40
 John Lewis 1936-37
 *La Grande Houghton 1933

41

Roman Sorkin 2015
 Jeff Crawford 1987-88-89
 Thomas Deuster 1985-86
 Kenny Thompson 1983
 Jerome Williams 1979-80-81-82
 Joe Moreck 1976-77-78
 *Burt Fredrickson 1974-75
 Steve Shaw 1970-71
 *Stan Love 1969
 *Dave Robinson 1960
 Henry Ronquillo 1957-58
 Martin Swan 1956
 *Howard Page 1955
 Kermit Stevens 1933

42

Chris Larson 2012
 Josh Crittle 2009-10
 Adam Zahn 2003-04-05-06-07
 Brian Bracey 2000-01
 Matt O'Neil 1991-92-93
 Greg Senior 1986-87-88-89
 Bryan Trendell 1982-83-84
 Greg Ballard 1974-75-76-77
 Bill Drozdiak 1969-70-71
 *John Pinkstaff 1967-68
 *Bob Craven 1966
 *John Mack 1960
 Otis Davis 1958
 Don Steen 1957
 *Ray Bell 1955-56
 Cap Roberts 1933

43

Eric Dunn 1989-90
 Mike Clark 1978-79-80-81
 Steve Smith 1970-71
 Gene Brockmeyer 1964-65-66
 Bill Simmons 1960-61-62
 Homer Stahl 1933

44

Ivan Johnson, 2006
 Jonathan Nelson 1997-98
 Damon Runyon 1992-93-94-95
 *Aaron Johnson 1990
 Bret Coffey 1988-89
 Jimmy Winston 1986
 Greg Trapp 1984-85
 Ron Burns 1980-81-83
 *Rob Closs 1977-78-79
 Ken Stringer 1973-74-75
 Rusty Blair 1970-71-72
 Glen Campbell 1967-68-69
 Bill Jennings 1964-65-66
 *Jim Fitzwilson 1963

Booth Deakins 1962
 George Huggins 1946
 Wayne Scott 1936-37
 Joe Walsh 1933
 *Bob Miller 1933
 Gilbert Olinger 1933

45

Ray Schafer 2004-05-06-07-08
 *Aaron Johnson 1993-94-95
 Gaylan Jackson 1991
 Geoff Nelson 1974-75-76
 John Green 1969
 *Bob Craven 1965-67-68
 *John Pinkstaff 1966
 *Jim Fitzwilson 1964
 *Lewis Patterson 1963
 Vince Hayes 1961
 Jerry Anderson 1958-60
 Chuck Clay 1933

46

Bill Berg 1933

47

Ike Donin 1933

50

Joevan Catron 2007-08-09
 Mark Michaelis 2001-02
 Mike Carson 1995-96-97-98-99
 *John Mitchell 1993-94
 Ian Craig 1986-87-88
 Kevin Small 1976-77-78-79
 Gerald Willett 1973-74-75
 Al Carlson 1971
 Mike Powers 1966-67-68
 Jerry Anderson 1962-63-65
 *Glenn Moore 1960-61
 Gene Walkama 1958
 Nick Utt 1956
 Bob Anderson 1955

51

Charlie Warren 1960-61-62
 *Pete King 1958
 *Phil McHugh 1955

52

Keith Balderston 1985-86-87-88
 Dan Hartshorne 1976-78-79-80
 *Frank Rourke 1975
 Doug Little 1971-72-73
 *Dave Romppanen 1965-66
 *Lewis Patterson 1964
 *Glenn Moore 1963
 *John Stevens 1960
 Dick Valentine 1957
 Quincy Powers 1956
 *John Lundell 1955

53

Rich Davis 1978-79
 Marty Hill 1970
 *John Stevens 1961
 Bob Hunt 1960
 Hal Duffy 1957-58
 *Jim Loscutoff 1955
 *Ed Kunkle 1933

54

Flo Hartenstein 1998-99-00-01
 Rod Wulff 1969-70-71
 *Dave Romppanen 1967
 Dick Stubbs 1965
 Bill Moore 1955-56-57

55

Tony Woods 2012-13
 Jay-R Strowbridge 2011
 Jay Anderson 2001-02-03-04
 Sven Meyer 1987
 Gary Nelson 1976-77-78
 Randy McCoy 1975
 John Franz 1964-65-66
 Wally Knecht 1960-61-62
 Paul Tucharth 1956-57-58
 *Max Anderson 1955

58

*Roland Rourke 1933

66

Fritz Fredrickson 1945
 Barney Koch 1944
 *Paul Jackson 1941
 Edward McGrath 1940
 *Gale Smith 1938

80

Red Rotenberg 1933

81

Henry Simons 1933

83

*Jack Robertson 1933
 *Ed Kunkle 1933

84

Kermit Stevens 1933

85

*Bob Miller 1933

87

Cap Roberts 1933

88

*Gilbert Olinger 1933

89

*Jim Watts 1933

91

Bill Berg 1933

* indicates player wore more than one number during his career



YEAR-BY-YEAR



Charles Burden

1902-03 (0-2)

H: 0-1, A: 0-1

Charles Burden

J 24	Oregon State	L	2- 32
M 13	* Oregon State	L	22- 24

*Home Games

1903-04 (0-4)

H: 0-3, A: 0-1

Charles Burden

F 5	* Oregon State	L	22- 25
F 12	* Washington	L	17- 19
F 17	* Willamette	L	9- 30
F 26	Oregon State	L	14- 30

*Home Games

1904-05

No Team

1905-06 (0-5)

H: 0-3, A: 0-2

Walter Winslow

J 20	Willamette	L	8- 19
F 2	* Oregon State	L	15- 17 +
F 20	* Minnesota Red Wings	L	11- 23
F 23	Oregon State	L	6- 32
M 15	* Willamette	L	10- 14

*Home Games

+Overtime

1906-07 (4-3)

H: 1-2, A: 3-1

Hugo Bezdek

F 2	* Oregon State	L	18- 44
F 14	Roseburg	W	27- 6
F 15	Ashland AC	W	20- 19
F 16	Ashland AC	W	26- 20
F 22	Oregon State	L	7- 41
M 2	* Crescent AC (Chicago)	L	22- 27
M 9	* Roseburg	W	32- 7

*Home Games

1907-08 (8-9)

H: 3-2, A: 5-7

Charles Murphy


D 6	Dallas College	L	11- 32
D 7	Monmouth AC	L	7- 22
D 13	* National Guard	W	42- 16
D 14	* Eugene	W	50- 3
D 19	Roseburg	W	32- 21
D 20	Ashland Normal	W	34- 20
D 21	Ashland AC	W	28- 15
J 11	* Oregon State	L	21- 29
J 18	* Ashland AC	W	41- 8
F 1	Oregon State	L	14- 31
F 8	Chemawa	W	22- 9
F 11	Idaho	W	16- 13 +
F 12	Washington State	L	12- 15
F 13	Whitman	L	21- 23
F 14	Pendleton	L	20- 21
F 15	Multnomah AC	L	9- 32
F 28	* Muscatine (Iowa) YMCA	L	20- 30

*Home Games

+Overtime

1908-09

No Team



Bill Hayward

1909-10 (1-5)

H: 1-4, A: 0-1

William Hayward

F 12	* Washington State	L	7- 22
F 18	* Willamette	L	9- 20
F 23	* Idaho	W	20- 13
F 24	* Idaho	L	17- 21
M 9	* Oregon State	L	20- 21
M 12	Oregon State	L	20- 44

*Home Games

1910-11 (9-4)

H: 4-2, A: 5-2

NWC: 8-3

William Hayward

J 20	* Pacific (Ore.)	W	63- 7
J 30	* Portage Militia (Wis.)	L	16- 36
F 6	Whitman	W	31- 15
F 7	Whitman	W	36- 12
F 9	Idaho	W	27- 10
F 10	Idaho	W	21- 16
F 11	Washington State	W	32- 19
F 17	* Washington	L	18- 22
F 18	* Washington	W	27- 13
F 27	* Washington State	W	45- 14
F 28	* Washington State	W	30- 17
M 3	Washington	L	18- 22
M 4	Washington	L	17- 18

*Home Games

1911-12 (12-2)

H: 7-0, A: 4-2, N: 1-0

NWC: 8-2

William Hayward

F 2	* Willamette	W	47- 5
F 10	? Whitworth	W	43- 21
F 12	Washington	L	18- 30
F 13	Washington	L	10- 11
F 14	Gonzaga	W	29- 22
F 15	Washington State	W	18- 13
F 16	Idaho	W	30- 13
F 17	Walla Walla YMCA	W	44- 24
F 26	* Idaho	W	31- 8
F 27	* Idaho	W	36- 10
M 4	* Washington State	W	26- 11
M 5	* Washington State	W	19- 7
M 14	* Washington	W	17- 14
M 15	* Washington	W	17- 13 +

*Home Games

?Tacoma, Wash.

+Overtime

1912-13 (9-10)

H: 6-4, A: 3-6

NWC: 6-10

William Hayward

J 13	* Idaho	W	31- 6
J 14	* Idaho	W	25- 15
J 26	* Multnomah AC	W	27- 11
J 28	National Guard	W	24- 13
J 31	* National Guard	W	33- 21
F 10	Washington	L	10- 25
F 11	Washington	L	10- 25
F 12	Idaho	W	19- 15
F 13	Washington State	L	17- 26
F 14	Idaho	L	11- 16
F 15	Washington State	L	12- 25
F 21	* Washington	L	16- 23 +
F 22	* Washington	L	15- 29
F 26	* Washington State	W	19- 17
F 27	* Washington State	L	20- 24
M 5	* Oregon State	L	9- 20
M 6	* Oregon State	W	14- 12 +
M 7	Oregon State	W	21- 13
M 8	Oregon State	L	8- 13

*Home Games

+Overtime



Hugo Bezdek

1913-14 (6-11)

H: 5-4, A: 1-7

NWC: 3-9

Hugo Bezdek

J 16	* Washington State	W	25- 17
J 23	* Salem Yellowjackets	W	40- 6
J 31	* Multnomah AC	L	17- 22
F 7	Washington	L	10- 30
F 9	Washington	L	7- 28
F 10	Washington	L	12- 16
F 11	St. James College	W	30- 18
F 12	Multnomah AC	L	15- 18
F 16	* Washington	L	10- 16
F 17	* Washington	L	14- 15
F 20	* Washington	W	24- 9
F 24	* Oregon State	L	7- 15
F 25	Oregon State	L	13- 14
F 27	* Oregon State	W	21- 18
M 5	Oregon State	L	13- 24
M 6	Oregon State	L	10- 17
M 7	* Oregon State	W	13- 11

*Home Games

1914-15 (7-10)

H: 4-4, A: 3-6

NWC: 7-10

Hugo Bezdek

J 15	Willamette	W	41- 23
J 23	* Willamette	W	51- 10
F 4	Multnomah AC	W	24- 18
F 5	Washington	L	15- 32
F 6	Washington	L	21- 32
F 8	Idaho	L	22- 24
F 9	Washington State	L	18- 24
F 10	Whitman	L	18- 32
F 16	* Idaho	W	29- 19
F 19	* Washington	L	13- 21
F 20	* Washington	L	19- 27
F 26	Oregon State	W	21- 20
F 27	* Oregon State	W	14- 10
M 2	* Washington State	W	29- 23
M 4	* Illinois AC	L	26- 61
M 5	* Oregon State	L	18- 23
M 6	Oregon State	L	12- 17

*Home Games

1915-16

No Team

1916-17 (0-11)

H: 0-6, A: 0-5

PCC: 0-8

Hugo Bezdek

J 10	* NW Oklahoma State	L	12- 32
J 3	* Dallas AC	L	21- 22
J 16	* Oregon State	L	8- 41
J 17	* Oregon State	L	7- 24
J 19	Oregon State	L	14- 25
J 20	Oregon State	L	10- 29
F 2	* Washington	L	12- 33
F 3	* Washington	L	16- 33
F 22	Washington	L	15- 32
F 23	Washington	L	18- 37
F 24	Multnomah AC	L	3- 33

*Home Games

1917-18 (3-8)

H: 2-4, A: 1-4

William Hayward

J 19	* Multnomah AC	L	19- 36
J 26	* Willamette	L	19- 27
F 1	Oregon State	L	19- 28
F 2	Oregon State	L	7- 28
F 18	* Washington	W	27- 20
F 19	* Washington	W	19- 17
F 22	* Oregon State	L	6- 24
F 23	* Oregon State	L	6- 17
F 28	Washington	W	23- 22 +
M 1	Washington	L	16- 33
M 2	Multnomah AC	L	19- 60

*Home Games

+Overtime

YEAR-BY-YEAR



Dean Walker

1918-19 (13-4)

H: 6-1, A: 7-3

PCC: 11-3

Dean Walker

J 14	* Willamette	W	41- 14
J 27	* Washington State	W	29- 23
J 28	* Washington State	L	35- 36
J 31	Washington	L	24- 26
F 1	Washington	L	13- 19
F 7	* Washington	W	25- 19
F 8	* Washington	W	37- 19
F 14	Oregon State	W	27- 17
F 15	Oregon State	W	36- 16
F 19	Washington State	W	38- 28
F 20	Washington State	W	43- 27
F 21	Idaho	W	27- 26
F 22	Walla Walla YMCA	L	27- 52
F 28	* Oregon State	W	24- 17
M 1	* Oregon State	W	28- 23
M 5	California	W	39- 37 ++
M 6	California	W	30- 28

*Home Games

+Overtime



Shy Huntington

1919-20 (8-9)

H: 3-5, A: 5-4


PCC: 5-8

Shy Huntington

J 13	* Whitman	L	22- 23
J 14	* Whitman	W	23- 12
J 22	Washington	L	26- 38
J 23	Washington	W	29- 26
J 29	Willamette	W	38- 31
J 31	* Willamette	W	38- 22
F 5	* Washington State	L	27- 29
F 6	* Washington	L	19- 23
F 7	* Washington	W	23- 20 ++
F 13	Oregon State	W	22- 20
F 14	Oregon State	W	37- 21
F 17	Stanford	L	22- 39
F 18	Stanford	L	31- 36
F 20	California	W	29- 27
F 21	California	L	19- 33
F 24	* Stanford	L	15- 47
F 25	* Stanford	L	18- 29

*Home Games

++Double Overtime



George Bohler

1920-21 (15-5)

H: 9-2, A: 6-3

PCC: 8-4

George Bohler

J 8	Multnomah AC	L	19- 21
J 14	* Chemawa	W	37- 18
J 15	* Chemawa	W	30- 16
J 21	Willamette	W	27- 22
J 22	Willamette	W	21- 17
J 25	Washington State	W	27- 23
J 26	Washington State	W	33- 18
J 28	Washington	L	31- 36
J 29	Washington	L	26- 50
F 4	Oregon State	W	30- 29
F 5	Oregon State	W	25- 22
F 11	* Oregon State	W	42- 13
F 12	* Oregon State	W	37- 19
F 18	* California	L	23- 26
F 19	* California	L	18- 24
F 21	* Idaho	W	31- 19
F 28	* Washington State	W	33- 27
M 1	* Washington State	W	35- 28
M 4	* Willamette	W	25- 21
M 5	* Willamette	W	26- 25

*Home Games

1921-22 (7-24)

H: 4-11, A: 3-13

PCC: 0-16

George Bohler

N/A	Chemawa	W	51- 13
N/A	Chemawa	W	54- 32
D 21	Pacific Dental	W	26- 24
D 22	Columbia Club Astoria	L	18- 30
N/A	McMinnville AL	L	19- 21
J 7	Multnomah AC	L	33- 40
J 9	* Whitman	L	22- 31
J 10	* Whitman	L	15- 24
J 12	* Ninth Corps	L	26- 32
J 13	Washington	L	15- 76
J 14	Washington	L	19- 48
J 16	* Idaho	L	23- 37
J 17	* Idaho	L	19- 40
J 20	* Washington	L	19- 46
J 21	* Washington	L	26- 40
J 24	* Stanford	L	29- 32
J 25	* Stanford	L	21- 23
F 3	* Oregon State	L	19- 39
F 4	* Oregon State	L	18- 35
F 10	Oregon State	L	19- 31
F 11	Oregon State	L	21- 34
F 14	California	L	12- 25
F 15	California	L	22- 30
F 17	Stanford	L	12- 17
F 18	Stanford	L	9- 20
F 20	* Nevada	W	33- 29
F 21	* Nevada	W	24- 19
F 24	* Willamette	W	20- 17
F 25	* Willamette	W	28- 12
M 3	Willamette	L	28- 34
M 4	Willamette	L	18- 28

*Home Games

1922-23 (15-10)


H: 7-2, A: 8-8

PCC: 2-6

George Bohler

D 27	Silverton AC	W	38- 14
D 28	Independence AC	W	43- 14
D 29	Dallas AC	W	42- 14
D 30	Newberg AC	W	32- 29
J 3	Pacific Dental	W	35- 21
J 4	Columbia Club Astoria	L	30- 36
J 5	Pacific (Ore.)	W	30- 6
J 6	Multnomah AC	L	31- 39
J 12	* Pacific Dental	W	42- 20
J 13	* Multnomah AC	W	45- 20
J 15	* Whitman	W	47- 27
J 19	* Willamette	W	49- 28
J 20	* Idaho	W	42- 35
J 25	* Washington	L	32- 34
F 2	Oregon State	L	33- 42
F 3	Oregon State	L	15- 39
F 5	* Washington State	L	15- 21
F 9	* Oregon State	W	31- 24
F 10	* Oregon State	W	38- 29
F 17	Whitman	W	39- 35
F 19	Idaho	L	29- 32
F 21	Washington State	L	25- 40
F 22	Spokane AC	L	25- 52
F 24	Washington	L	27- 39
F 27	Willamette	W	61- 20

*Home Games



William Reinhart

1923-24 (15-5)

H: 9-1, A: 6-4

PCC: 4-4

William Reinhart

J 10	* Pacific (Ore.)	W	44- 14
J 12	* Willamette	W	47- 14
J 15	* Pacific (Ore.)	W	41- 18
J 18	* Pacific Dental	W	62- 24
J 19	* Pacific Dental	W	57- 22
J 20	Pacific Dental	W	33- 10
J 29	Multnomah AC	W	29- 19
F 4	* Washington	W	29- 28
F 8	* Oregon State	W	25- 20
F 9	* Oregon State	W	27- 20
F 13	Idaho	L	24- 30
F 15	Washington State	W	38- 31
F 16	Whitman	W	51- 28
F 22	* Whitman	W	41- 15
F 23	* Idaho	L	25- 27
F 25	* Washington	L	22- 29
F 27	* Washington State	W	33- 29
F 29	Oregon State	L	17- 22
M 1	Oregon State	L	22- 28
M 4	Willamette	W	34- 23

*Home Games

1924-25 (15-5)

H: 7-3, A: 8-1, N: 0-1

PCC: 7-2

William Reinhart

J 3	* Marshfield AL	W	59- 15
J 11	* Willamette	W	63- 31
J 16	* Pacific (Ore.)	W	48- 15
J 22	Multnomah AC	W	32- 15
J 23	Pacific (Ore.)	W	65- 21
J 24	Willamette	W	51- 17
J 27	* Whitman	W	44- 22
J 29	* Montana	W	33- 29
J 31	* Washington	L	29- 33
F 7	Oregon State	W	22- 19
F 9	* Washington State	W	30- 24
F 13	* Idaho	W	48- 35
F 20	* Oregon State	L	30- 34
F 23	Whitman	L	12- 18
F 24	Washington State	W	43- 16
F 26	Idaho	W	26- 24
F 28	Washington	W	35- 26
M 5*	@ Oregon State	L	12- 15
M 7	@ Oregon State	W	23- 21
M 9~	@ Oregon State	L	26- 27

*Home Games

@PCC Northern Division Playoff

~Salem, Ore.



YEAR-BY-YEAR

1925-26 (18-4)

H: 6-0, A: 12-4

PCC: 10-0

William Reinhart

D 21	Spaulding	W	41- 23
D 22	Livermore	L	22- 32
D 23	Vallejo	W	41- 12
D 26	Loyola Marymount	W	44- 16
D 28	UC Santa Barbara	W	56- 10
N/A	Los Angeles AC	L	20- 27
D 31	Redlands	W	72- 8
N/A	San Jose State	W	24- 6
J 9	Multnomah AC	W	40- 12
J 15	* Pacific (Ore.)	W	66- 7
J 19	* Montana	W	40- 19
J 23	Washington	W	34- 20
J 25	Montana	W	35- 17
J 26	Idaho	W	34- 24
J 27	Washington State	W	34- 22
J 30	* Washington	W	28- 21
F 5	* Idaho	W	37- 17
F 8	* Washington State	W	35- 23
F 13	Oregon State	W	32- 17
F 19	* Oregon State	W	25- 15
F 26	@ California	L	17- 32
F 27	@ California	L	23- 29

*Home Games

@PCC Championship

1926-27 (24-4)

H: 8-3, A: 16-1

PCC: 8-2

William Reinhart

D 27	Olympic Club	W	43- 29
D 28	Elery Arms	W	32- 24
D 29	Athens Club	W	43- 18
D 30	San Jose Golds	W	31- 25
D 31	Napa AL	W	50- 16
J 1	Stockton Amblers	W	35- 25
J 3	Auburn Cubs	W	46- 21
J 4	Grass Valley	W	39- 19
J 5	Marysville AL	W	52- 25
J 14	* Willamette	W	38- 10
J 15	* Willamette	W	43- 13
J 18	* Gonzaga	W	65- 17
J 22	* Idaho	W	39- 24
J 24	Washington State	W	31- 14
J 25	Idaho	L	35- 36
J 26	Gonzaga	W	36- 17
J 27	Montana	W	37- 24
J 29	Washington	W	50- 25
F 2	Willamette	W	32- 26
F 5	* Montana	W	54- 32
F 8	* Washington State	W	43- 23
F 11	Oregon State	W	28- 12
F 12	Multnomah AC	W	42- 28
F 16	* Multnomah AC	W	66- 15
F 22	* Oregon State	W	34- 25
F 26	* Washington	L	24- 32
M 3	@ California	L	29- 35
M 4	@ California	L	21- 33

*Home Games

@PCC Championship

1927-28 (18-3)

H: 7-3, A: 11-0

PCC: 8-2

William Reinhart

D 26	Portland Checkers	W	47- 23
D 27	Multnomah AC	W	58- 30
D 30	Roseburg AL	W	54- 29
J 6	* Willamette	W	36- 17
J 7	* Willamette	W	30- 23
J 13	* Gonzaga	W	54- 15
J 16	* Whitman	L	26- 27
J 21	* Idaho	W	29- 23
J 24	* Washington State	W	33- 16
J 28	* Washington	L	17- 24
J 31	Willamette	W	48- 33
F 1	* Waseda	W	70- 20
F 4	* Oregon State	L	24- 25
F 7	* Montana	W	36- 33
F 11	Oregon State	W	28- 23
F 17	Whitman	W	29- 28
F 18	Idaho	W	32- 23
F 20	Washington State	W	42- 18
F 21	Gonzaga	W	53- 42
F 23	Montana	W	32- 30
F 25	Washington	W	41- 39

*Home Games

+Overtime

1928-29 (10-8)

H: 4-4, A: 6-4

PCC: 3-7

William Reinhart

D 28	Portland Checkerboards	W	49- 34
D 29	Multnomah AC	W	50- 19
J 5	Willamette	W	40- 19
J 8	Willamette	W	34- 30
J 11	* Gonzaga	L	22- 26
J 12	* Willamette	W	53- 13
J 15	* Portland Checkerboards	W	62- 24
J 19	Washington	L	29- 38
J 21	Washington State	L	28- 31
J 23	Idaho	L	35- 39
J 24	Gonzaga	W	36- 23
J 25	Montana	L	28- 29
F 1	Oregon State	W	30- 21
F 5	* Montana	W	45- 21
F 9	* Oregon State	W	35- 26
F 16	* Washington State	L	28- 29
F 18	* Idaho	L	27- 29
F 22	* Washington	L	44- 50

*Home Games

+Overtime

1929-30 (14-12)

H: 6-7, A: 8-5

PCC: 8-8

William Reinhart

D 6	* Eugene DeNeffes	W	44- 33
D 7	* Eugene DeNeffes	W	47- 33
D 14	Multnomah AC	W	39- 20
D 23	Multnomah AC	W	33- 24
D 24	Vancouver AAU	W	39- 36
J 3	* Gonzaga	W	34- 25
J 4	* Gonzaga	L	27- 29
J 6	* Willamette	L	32- 44
J 10	* Washington State	L	30- 32
J 11	* Washington State	W	34- 32
J 13	* Idaho	W	40- 37
J 14	* Idaho	L	34- 41
J 16	Willamette	L	30- 40
J 24	* Washington	L	23- 37
J 25	* Washington	L	31- 32
F 1	* Oregon State	W	37- 29
F 7	Oregon State	W	34- 27
F 8	* Oregon State	L	28- 29
F 14	Washington State	L	28- 31
F 15	Washington State	W	35- 21
F 17	Idaho	W	33- 30
F 18	Idaho	W	40- 35
F 19	Gonzaga	L	27- 29
F 22	Oregon State	W	34- 33
F 28	Washington	L	25- 32
M 1	Washington	L	31- 38

*Home Games

+Overtime

1930-31 (12-10)

H: 4-5, A: 8-5

PCC: 6-10

William Reinhart

D 6	Multnomah AC	W	45- 33
D 26	Multnomah AC	W	37- 28
D 27	Multnomah AC	W	38- 37
D 30	Linfield	W	70- 28
J 3	* Gonzaga	W	48- 27
J 9	Washington	L	21- 43
J 10	Washington	L	36- 40
J 16	* Washington State	L	30- 32
J 17	* Washington State	L	33- 41
J 23	* Washington	L	26- 31
J 24	* Washington	L	26- 38
J 31	* Oregon State	L	26- 40
F 6	Idaho	W	33- 30
F 7	Idaho	W	42- 34
F 9	Washington State	L	31- 37
F 10	Washington State	L	32- 35
F 11	Gonzaga	W	40- 31
F 16	* Idaho	W	33- 27
F 17	* Idaho	W	42- 21
F 21	* Oregon State	W	39- 32
F 27	Oregon State	W	29- 22
F 28	* Oregon State	L	7- 36

*Home Games

1931-32 (13-11)

H: 8-4, A: 5-7

PCC: 7-9

William Reinhart

D 23	* Central Washington	W	33- 31
D 24	* Central Washington	W	35- 16
D 26	Multnomah AC	L	31- 36
D 30	Salem Florshiem Club	W	42- 21
J 1	* Pacific (Ore.)	W	50- 14
J 2	* Pacific (Ore.)	W	68- 12
J 5	Dallas Townies	L	23- 26
J 8	Idaho	L	26- 31
J 9	Idaho	W	33- 29
J 11	Washington State	L	21- 33
J 12	Washington State	W	42- 29
J 13	Gonzaga	W	33- 31
J 18	* Idaho	W	39- 26
J 19	* Idaho	L	19- 39
J 25	* Washington	L	32- 44
J 26	* Washington	L	23- 33
J 30	* Oregon State	W	21- 20
F 5	Washington	L	29- 38
F 6	Washington	L	21- 27
F 12	* Washington State	W	34- 32
F 13	* Washington State	W	24- 21
F 20	Oregon State	W	28- 25
F 26	* Oregon State	L	31- 37
F 27	Oregon State	L	20- 26

*Home Games

+Overtime

1932-33 (8-19)

H: 2-8, A: 6-11

PCC: 2-14

William Reinhart

D 19	Southern Oregon	L	26- 43
D 20	Chico State	L	23- 28
D 22	United AC	L	36- 38
D 26	San Jose State	W	34- 23
D 27	Young Men's Institute	W	28- 26
D 28	St. Mary's	W	19- 15
D 29	Sacramento JC	W	31- 13
D 30	Southern Oregon	L	33- 35
J 6	* Southern Oregon	L	32- 37
J 7	* Southern Oregon	W	38- 17
J 13	* Washington State	L	24- 39
J 14	* Washington State	L	31- 47
J 20	* Washington	L	38- 56
J 21	* Washington	L	34- 44
J 24	Idaho	L	38- 43
J 25	Idaho	L	31- 40
J 27	Washington State	L	28- 45

J 28	Washington State	L	22- 27
F 3	Multnomah AC	W	47- 29
F 7	Oregon State	L	21- 31
F 10	* Idaho	L	32- 38
F 11	* Idaho	W	34- 30
F 18	* Oregon State	L	18- 29
F 24	Washington	W	41- 26
F 25	Washington	L	28- 34
M 3	Oregon State	L	27- 32
M 4	* Oregon State	L	24- 34

*Home Games

+Overtime

1933-34 (17-8)

H: 9-3, A: 8-5

PCC: 9-7

William Reinhart

D 16	* Linfield	W	43- 27
D 18	* Eugene DeNeffes	W	38- 32
D 22	Willamette	W	35- 27
D 28	Union Oil	L	27- 30
D 29	Columbia	W	35- 19
J 2	Linfield	W	43- 27
J 3	* Willamette	W	29- 12
J 4	* Union Oil	W	27- 20
J 8	* Washington State	W	30- 27
J 9	* Washington State	L	30- 38
J 13	* Oregon State	W	30- 26
J 19	Oregon State	L	9- 16
J 26	Washington	L	28- 33
J 27	Washington	L	25- 34
F 5	* Washington	L	32- 34
F 6	* Washington	L	30- 36
F 9	* Idaho	W	43- 29
F 10	* Idaho	W	31- 22
F 16	Washington State	W	25- 20
F 17	Washington State	L	29- 43
F 19	Idaho	W	33- 30
F 20	Idaho	W	28- 27
F 21	Gonzaga	W	50- 22
M 2	* Oregon State	W	33- 25
M 3	Oregon State	W	24- 21

*Home Games

+Overtime

1934-35 (16-12)

H: 10-4, A: 6-8

PCC: 7-9

William Reinhart

D 5	* Union Oil	W	33- 27
D 6	* Southern Oregon	W	36- 24
D 7	* Southern Oregon	L	23- 29
D 11	* Multnomah AC	W	38- 21
D 14	* Irish of Eugene	W	37- 24
D 21	* Irish of Eugene	W	51- 35
D 22	Willamette	W	39- 37
D 24	Southern Oregon	L	17- 29
D 25	Southern Oregon	L	20- 40
D 28	Union Oil	W	22- 20
D 29	Multnomah AC	W	33- 27
J 4	* Washington State	W	38- 25
J 5	* Washington State	W	32- 27
J 12	Oregon State	L	18- 47
J 18	Idaho	W	29- 27
J 19	Idaho	L	39- 21
J 21	Washington State	L	21- 24
J 22	Washington State	L	33- 37
J 23	Gonzaga	W	35- 32
J 29	* Washington	L	36- 42
J 30	* Washington	L	20- 22
F 2	* Oregon State	L	31- 33
F 8	* Idaho	W	31- 29
F 9	* Idaho	W	42- 35
F 16	Oregon State	L	27- 34
F 25	Washington	L	27- 39
F 26	Washington	W	35- 30
M 2	* Oregon State	W	29- 28

*Home Games

+Overtime

YEAR-BY-YEAR



Howard Hobson

1935-36 (20-11)
H: 7-5, A: 11-6, N: 2-0
PCC: 7-9

Howard Hobson

N 30	* Riggs	L	46- 47
D 4	* Multnomah AC	W	51- 22
D 7	* Southern Oregon	W	46- 36
D 20	Willamette	L	21- 29
D 21	^ Multnomah AC	W	53- 32
D 23	Union Oil	W	35- 31
D 26	Southern Oregon	W	44- 33
D 27	Chico State	W	49- 35
D 28	? Utah State	W	50- 34
D 30	Young Men's Institute	W	38- 37
J 1	Southern Oregon	W	55- 32
J 2	Southern Oregon	W	40- 20
J 4	Multnomah AC	W	40- 36
J 6	Union Oil	W	33- 32
J 9	* Union Oil	W	55- 31
J 13	* Idaho	W	61- 29
J 14	* Idaho	W	45- 41
J 17	* Oregon State	W	29- 27
J 24	Washington	L	28- 36
J 25	Washington	L	26- 40
J 31	* Washington	L	23- 42
F 1	* Washington	L	31- 35
F 8	Oregon State	L	23- 35
F 17	* Washington State	W	42- 35
F 18	* Washington State	L	40- 51
F 22	* Oregon State	L	26- 28
F 28	Oregon State	L	29- 35
M 3	Idaho	W	45- 31
M 4	Idaho	W	49- 33
M 6	Washington State	L	30- 44
M 7	Washington State	W	50- 45

*Home Games
^Longview, Wash.
?San Francisco, Calif.

1936-37 (20-9)
H: 8-4, A: 12-5
PCC: 11-5

Howard Hobson

D 4	Wagner's All Stars	W	45- 31
D 5	* Multnomah AC	W	57- 49
D 8	* Signal Oil	W	35- 19
D 12	* UCLA	W	56- 30
D 19	Southern Oregon	W	38- 30
D 21	Santa Clara	L	46- 51
D 22	California	L	44- 54
D 23	Chico State	W	45- 32
D 26	Multnomah AC	W	55- 22
D 28	Union Oil	W	43- 38 +
J 1	* Union Oil	L	36- 41
J 8	* Washington State	W	43- 26
J 9	* Washington State	L	32- 37
J 15	Oregon State	W	35- 34
J 19	Washington State	W	40- 36
J 20	Washington State	L	28- 42
J 22	Idaho	W	32- 29 +
J 23	Idaho	W	31- 29
F 1	* Washington	W	48- 37
F 2	* Washington	L	30- 39
F 6	* Oregon State	W	44- 31
F 12	* Idaho	L	31- 35
F 13	* Idaho	W	31- 29
F 20	Oregon State	W	33- 26
F 22	* Gonzaga	W	58- 22
F 26	* Oregon State	W	35- 31
M 5	Washington	L	25- 42
M 6	Washington	W	41- 38
M 20	@ Washington State	L	25- 42

*Home Games
@PCC Northern Division Playoff
+Overtime

1937-38 (25-8)
H: 16-0, A: 9-7, N: 0-1
PCC: 14-6

Howard Hobson

D 3	* Portland	W	68- 24
D 4	* Multnomah AC	W	56- 37
D 11	* UCLA	W	47- 26
D 17	* Union Oil	W	66- 32
D 18	* Southern Oregon	W	72- 43
D 21	Astoria East	W	38- 36
D 22	Multnomah AC	W	38- 36
D 23	Portland	W	43- 24
D 27	Union Oil	W	49- 21
D 28	Willamette	W	57- 38
J 1	* Willamette	W	78- 34
J 7	* Washington State	W	54- 33
J 8	* Washington State	W	50- 46
J 14	* Oregon State	W	38- 32
J 15	Oregon State	L	32- 36
J 21	* Montana	W	69- 43
J 22	* Montana	W	54- 42
J 28	Washington	L	37- 40
J 29	Washington	W	51- 31
J 31	Montana	L	52- 58
F 1	Montana	W	63- 49
F 7	* Washington	W	59- 43
F 8	* Washington	W	56- 53
F 11	Idaho	L	28- 33
F 12	Idaho	L	34- 35
F 14	Washington State	W	44- 34
F 15	Washington State	L	37- 44
F 22	* Idaho	W	68- 41
F 23	* Idaho	W	41- 24
F 26	* Oregon State	W	40- 22
M 5	Oregon State	W	38- 33
M 11	^@ Stanford	L	39- 52
M 12	@ Stanford	L	51- 59

*Home Games
^San Francisco, Calif.
@PCC Championship

1938-39 (29-5)
H: 12-1, A: 12-3, N: 5-1
PCC: 14-2

Howard Hobson

N 29	* Portland	W	51- 24
D 2	* Multnomah AC	W	83- 25
D 3	* Signal Oil	W	46- 34
D 12	Pacific Packards	W	54- 39
D 17	CCNY	L	36- 38
D 19	St. Joseph's	W	54- 44
D 20	* Miami (Ohio)	W	74- 38
D 22	Canisius	W	53- 41
D 23	Wayne State (Mich.)	W	52- 41
D 26	Bradley	L	39- 52
D 27	% Western Illinois	W	60- 45
D 29	Drake	W	42- 31
D 31	^ Stanford	L	46- 50
J 6	* Washington State	W	46- 35
J 7	* Washington State	L	34- 39
J 13	Oregon State	W	31- 26
J 17	Washington State	W	56- 44
J 18	Washington State	W	57- 31
J 20	Idaho	W	38- 30
J 21	Idaho	W	35- 31
J 27	* Oregon State	W	46- 39
J 31	* Washington	W	57- 49
F 1	* Washington	W	58- 42
F 10	* Idaho	W	45- 28
F 11	* Idaho	W	53- 36
F 18	Oregon State	L	31- 50
F 24	* Oregon State	W	48- 37
M 3	Washington	W	39- 26
M 4	Washington	W	54- 52
M 16	@ California	W	54- 49
M 17	@ California	W	53- 47
M 20	c Texas	W	56- 41
M 21	c Oklahoma	W	55- 37
M 27	! Ohio State	W	46- 33

*Home Games
-Cleveland, Ohio
%Chicago, Ill.
^San Francisco, Calif.
@PCC Championship
cNCAA West Regional, San Francisco, Calif.
!NCAA Championship, Evanston, Ill.

1939-40 (19-12)
H: 9-3, A: 10-9
PCC: 10-6

Howard Hobson

N 24	* Southern Oregon	W	64- 44
N 30	* Signal Oil	W	47- 43
D 2	Multnomah AC	W	59- 22
D 7	* Oregonians AAU	W	50- 47
D 12	Garylords AAU	W	53- 45
D 16	Long Island	L	55- 56 +
D 18	Temple	W	46- 36
D 19	Baltimore	W	45- 40
D 21	Wayne State (Mich.)	L	29- 32
D 23	Purdue	L	35- 41
D 25	DePaul	L	37- 39
D 26	Western Illinois	L	40- 42
D 27	Augustana	W	57- 22
D 30	Oregonians AAU	W	47- 43
J 4	* Oregonians AAU	L	36- 48
J 8	* Idaho	W	44- 32
J 9	* Idaho	W	46- 36
J 12	* Oregon State	L	31- 35
J 19	Washington	L	31- 39
J 20	Washington	W	47- 32
J 26	* Washington	W	53- 44
J 27	* Washington	W	50- 43
F 4	Oregon State	L	27- 28
F 12	* Washington State	W	71- 41
F 13	* Washington State	W	60- 50
F 17	* Oregon State	L	27- 33
F 23	Oregon State	W	41- 38
F 27	Idaho	W	45- 31
F 28	Idaho	W	55- 44
M 1	Washington State	L	57- 62
M 2	Washington State	L	54- 55

*Home Games
+Overtime

1940-41 (18-18)
H: 8-5, A: 10-13
PCC: 7-9

Howard Hobson

N 29	* Signal Oil	L	41- 45
D 2	* Oregonians AAU	L	40- 47
D 9	Oklahoma	W	42- 29
D 11	Canisius	W	50- 42
D 14	Long Island	L	31- 43
D 17	Temple	L	42- 45
D 18	Duquesne	L	34- 37
D 19	Baltimore	L	35- 45
D 21	Bradley	W	57- 45
D 26	Portland	W	47- 26
D 27	Willamette	W	46- 33
D 28	Oregonians AAU	L	43- 45
J 2	* Utah	W	51- 15
J 4	* Willamette	W	76- 46
J 10	* Washington State	L	39- 48
J 11	* Washington State	L	40- 55
J 17	Oregon State	W	40- 31
J 21	Washington State	L	45- 47
J 22	Washington State	L	47- 50
J 24	Idaho	L	30- 41
J 25	Idaho	L	38- 39
F 3	* Washington	W	57- 35
F 4	* Washington	W	37- 36
F 8	* Oregon State	W	36- 35 +
F 14	* Idaho	W	45- 33
F 15	* Idaho	W	55- 28
F 22	Oregon State	L	23- 24
F 27	* Oregon State	W	37- 36
M 5	* Phillips Oil	L	41- 46
M 7	Washington	L	37- 48
M 8	Washington	L	46- 49
A 3	Honolulu Coca Cola	W	51- 50
A 5	Honolulu Elks	W	71- 38
A 7	Hawaii	W	52- 42
A 8	Charlie Chan's	W	77- 47
A 10	Honolulu Coca Cola	L	44- 50

*Home Games
+Overtime

1941-42 (12-15)
H: 7-3, A: 5-12
PCC: 7-9

Howard Hobson

N 21	* Signal Oil	W	48- 31
D 3	* Oregonians AAU	W	42- 22
D 6	Bradford's Clothiers	L	33- 35
D 10	Wayne State (Mich.)	L	38- 47
D 11	Canisius	L	34- 42
D 13	Long Island	L	31- 33
D 15	Temple	W	35- 29
D 16	Duquesne	L	28- 33
D 17	Xavier	W	38- 25
D 20	DePaul	L	23- 27
D 22	Nebraska	W	49- 41
J 9	* Washington State	L	45- 61
J 10	* Washington State	W	48- 38
J 16	* Washington	L	34- 60
J 17	* Washington	W	54- 35
J 24	* Oregon State	W	47- 45
J 30	Washington	L	39- 40
J 31	Washington	L	42- 53
F 7	Oregon State	L	39- 50
F 13	Oregon State	L	26- 27
F 14	* Oregon State	L	45- 49
F 18	Washington State	L	48- 59
F 20	Idaho	L	36- 38
F 21	Idaho	W	35- 30
F 23	Washington State	W	41- 27
M 2	* Idaho	W	50- 33
M 3	* Idaho	W	53- 39

*Home Games



YEAR-BY-YEAR

1942-43 (19-10)

H: 11-4, A: 8-6

PCC: 10-6

Howard Hobson

N 27	* Bruno Studios	W	66- 35
N 28	* Vancouver Ramblers	L	39- 57
D 5	* Portland Boilermakers	W	52- 46
D 12	* Camp Adair	W	71- 32
D 16	Portland Boilermakers	L	42- 45
D 18	Portland Boilermakers	L	33- 46
D 19	Astoria All Stars	W	37- 30
D 21	Vancouver Ramblers	L	47- 49
D 22	Vancouver Ramblers	W	39- 38
J 6	* Willamette	W	36- 33
J 8	Willamette	W	37- 24
J 12	Idaho	W	43- 21
J 13	Idaho	W	34- 31
J 15	Washington State	W	49- 36
J 16	Washington State	L	40- 46
J 22	* Washington	L	48- 52
J 23	* Washington	L	30- 31
J 29	Washington	L	31- 46
J 30	Washington	W	47- 44
F 1	* Harlem Globetrotters	W	51- 46
F 3	* Camp Adair	W	72- 42
F 8	* Idaho	W	66- 40
F 9	* Idaho	W	44- 40
F 12	Oregon State	L	36- 46
F 13	* Oregon State	W	50- 35
F 19	Oregon State	W	42- 38
F 20	* Oregon State	L	31- 41
F 26	* Washington State	W	47- 45
F 27	* Washington State	W	54- 39

*Home Games

1943-44 (16-10)

H: 9-5, A: 7-5

PCC: 11-5

Howard Hobson

N 19	* Fees Music	W	45- 35
N 20	* Oregon Medics	L	35- 37
N 26	* Albany Hellships	L	36- 57
N 27	* Albany Hellships	L	48- 60
D 1	* Tillamook Navy	W	39- 36
D 3	* Willamette	W	44- 29
D 4	Willamette	W	40- 26
D 20	Albina Shipyards	L	31- 36
D 21	Albina Shipyards	L	27- 36
D 22	Fort Lewis	W	55- 43
J 7	Washington	L	38- 40
J 8	Washington	L	25- 67
J 15	* Oregon State	W	52- 33
J 21	* Washington	L	38- 57
J 22	* Washington	L	47- 56
J 29	Oregon State	W	43- 38
F 1	Washington State	W	40- 36
F 2	Washington State	L	33- 38
F 4	Idaho	W	50- 41
F 5	Idaho	W	78- 42
F 14	* Idaho	W	62- 54
F 15	* Idaho	W	57- 38
F 18	* Oregon State	W	46- 38
F 19	Oregon State	W	42- 39
F 22	* Washington State	W	56- 36
F 23	* Washington State	W	56- 44

*Home Games

+Overtime



John Warren

1944-45 (30-15)

H: 13-6, A: 16-7, N: 1-2

PCC: 11-5

John Warren

N 10	* Seattle Coast Guard	L	58- 67
N 11	* Seattle Coast Guard	L	44- 53
N 17	* Willamette Navy	W	55- 35
N 18	Willamette	W	69- 49
N 22	* Astoria Navy	W	60- 49
N 24	Klamath Falls Marines	W	51- 36
N 25	Klamath Falls Marines	W	60- 40
N 29	* Fees Music	L	38- 40
N 30	* Tillamook Navy	W	60- 36
D 1	* Willamette Navy	W	70- 51
D 2	Willamette Navy	W	47- 36
D 15	* Klamath Falls Marines	W	68- 65
D 16	* Klamath Falls Marines	W	70- 57
D 18	British Columbia	W	55- 51
D 19	British Columbia	W	63- 59
D 20	Western Washington	W	50- 45
D 21	Fort Lewis	L	38- 52
D 22	* Washington	L	18- 31
D 23	Washington	L	31- 32
D 26	Vancouver CC	L	37- 49
D 27	Fees Music	L	43- 50
D 28	Oregon Medical	W	49- 39
D 29	Hanford All Stars	W	52- 33
D 30	Tillamook Navy	W	62- 41
J 5	Idaho	W	48- 38
J 6	Idaho	W	41- 38
J 8	Washington State	L	36- 46
J 9	Washington State	W	47- 34
J 13	Oregon State	W	51- 44
J 19	* Washington State	L	43- 54
J 20	* Washington State	W	64- 48
J 26	* Washington	W	59- 36
J 27	* Washington	W	54- 51
F 2	Washington	L	56- 59
F 3	Washington	W	54- 51
F 10	* Oregon State	L	51- 55
F 17	Oregon State	L	43- 45
F 20	* Idaho	W	56- 45
F 21	* Idaho	W	67- 47
M 3	* Oregon State	W	47- 38
M 10	& Washington State	W	51- 41
M 16	* Washington State	L	48- 53
M 17	* Washington State	W	39- 37
M 23	¢ Arkansas	L	76- 79
M 24	§ Utah	W	69- 66

*Home Games

*Astoria, Ore.

&PCC Northern Division Playoff

¢NCAA West Regional, Kansas City, Mo.

§NCAA West Regional Consolation Final, Kansas City, Mo.

1945-46 (16-17)

H: 5-7, A: 11-8, N: 0-2

PCC: 8-8

Howard Hobson

N 16	British Columbia	W	58- 50
N 17	British Columbia	W	49- 35
N 23	Klamath Falls Marines	W	46- 37
D 3	* Klamath Falls Marines	W	70- 44
D 8	Portland	W	40- 30
D 12	^ Indiana State	L	48- 66
D 13	^ Washington	L	41- 44
D 19	Long Island	W	60- 50
D 21	Ohio State	L	41- 57
D 22	Bowling Green	L	36- 78
D 26	Northwest Insulators	L	51- 55
D 27	Fees Rollerdomo	L	49- 59
D 28	Astoria Navy	W	58- 20
D 29	Northwest Insulators	W	63- 48
J 2	* British Columbia	L	61- 72
J 3	* British Columbia	L	60- 62
J 7	* Idaho	W	46- 45
J 8	* Idaho	L	46- 54
J 12	* Oregon State	L	47- 50
J 18	Oregon State	W	53- 48
J 19	* Oregon State	L	45- 49
J 25	Washington	L	46- 57
J 26	Washington	W	54- 52
F 1	* Washington	W	57- 56
F 2	* Washington	W	63- 55
F 7	* Fees Rollerdomo	L	51- 57
F 12	* Washington State	L	61- 68
F 13	* Washington State	W	69- 65
F 22	Washington State	L	61- 67
F 23	Washington State	L	63- 70
F 25	Idaho	L	46- 50
F 26	Idaho	W	43- 40
M 2	Oregon State	W	42- 41

*Home Games

^DePaul Invitational Tournament

+Overtime

1946-47 (18-9)

H: 10-4, A: 5-5, N: 3-0

PCC: 7-9

Howard Hobson

N 27	* General Grocers	W	99- 42
N 29	* British Columbia	W	88- 41
N 30	* British Columbia	W	72- 37
D 3	* Oregon Lumber	W	55- 37
D 5	* Fees Rollerdomo	W	57- 33
D 7	* General Grocers	W	53- 42
D 12	* Portland	W	56- 44
D 21	Niagara	W	67- 60
D 23	New York	W	81- 65
D 28	* Bruno Studios	W	91- 17
D 30	* Fees Rollerdomo	W	73- 33
J 3	* Washington State	W	56- 52
J 4	* Washington State	L	49- 52
J 11	Oregon State	L	69- 73
J 17	* Oregon State	L	45- 58
J 21	Idaho	W	66- 46
J 22	Idaho	W	45- 43
J 24	Washington State	L	37- 51
J 25	Washington State	L	46- 48
F 3	* Washington	L	58- 60
F 4	* Washington	W	64- 54
F 8	Oregon State	L	57- 71
F 14	* Idaho	W	81- 41
F 15	* Idaho	W	60- 49
F 21	Washington	W	49- 48
F 22	Washington	L	51- 63
M 1	* Oregon State	L	59- 67

*Home Games

*Portland, Ore.

+Overtime

1947-48 (18-11)

H: 11-2, A: 6-8, N: 1-1

PCC: 8-8

John Warren

N 28	British Columbia	W	62- 33
N 29	British Columbia	W	65- 51
D 1	* Fees Rollerdomo	W	80- 43
D 2	* Portland	W	47- 45
D 4	Portland	W	76- 40
D 8	Willamette	L	50- 55
D 10	* Willamette	W	72- 44
D 22	Long Island	L	47- 49
D 27	* Springfield (Mass.)	W	69- 40
D 29	* Kansas	W	66- 61
D 30	* Kansas	W	61- 53
J 2	^ Stanford	L	45- 52
J 3	San Francisco	W	48- 46
J 9	* Washington	L	54- 69
J 10	* Washington	L	73- 58
J 17	Oregon State	W	42- 41
J 23	Washington	L	44- 48
J 24	Washington	L	39- 56
F 3	Washington State	L	65- 66
F 4	Washington State	L	59- 60
F 7	Idaho	W	64- 46
F 8	Idaho	L	52- 55
F 13	* Idaho	W	43- 41
F 14	* Idaho	W	62- 40
F 20	* Oregon State	W	58- 54
F 21	Oregon State	L	45- 50
M 1	* Washington State	L	60- 62
M 2	* Washington State	W	73- 54
M 6	* Oregon State	W	66- 44

*Home Games

*Portland, Ore.

^San Francisco, Calif.

+Overtime

1948-49 (12-18)

H: 8-8, A: 3-8, N: 1-2

PCC: 7-9

John Warren

D 1	Willamette	L	43- 55
D 3	British Columbia	W	81- 42
D 4	Canadian Cloverleafs	W	86- 64
D 17	* California	W	51- 50
D 18	* California	L	54- 58
D 22	* Wyoming	L	51- 56
D 23	* Wyoming	L	44- 57
D 27	% Stanford	L	62- 70
D 28	% Washington State	L	37- 50
D 30	% Washington	W	63- 62
J 4	Idaho	W	50- 48
J 5	Idaho	L	52- 60
J 7	Washington State	L	43- 46
J 8	Washington State	L	40- 43
J 14	* Idaho	W	70- 37
J 15	* Idaho	W	58- 50
J 21	Washington	L	43- 44
J 22	Washington	L	44- 47
J 28	* Long Island	L	66- 68
J 29	* Long Island	L	53- 55
F 4	* Washington	W	65- 58
F 5	* Washington	W	70- 69
F 11	* Washington State (NR/17)	W	49- 38
F 12	* Washington State (NR/17)	L	48- 50
F 18	* San Francisco (NR/18)	L	58- 62
F 19	* San Francisco (NR/18)	W	56- 51
F 25	* Oregon State	W	61- 54
F 26	Oregon State	L	38- 42
M 4	* Oregon State	L	72- 79
M 5	Oregon State	L	45- 47

*Home Games

%Pacific Coast Conference Tournament, San Francisco, Calif.

++Double Overtime

YEAR-BY-YEAR

1949-50 (9-19)
H: 9-6, A: 0-11, N: 0-2
PCC: 6-10
John Warren

D 2	? Utah State	L	66-72
D 3	Utah	L	46-71
D 9	* Blue and Gold AC	L	60-71
D 10	* Blue and Gold AC	W	61-57
D 20	* Stanford	L	67-70
D 20	* Stanford	W	58-51
D 27	Loyola (Ill.)	L	53-70
D 28	Iowa	L	54-81
D 30	% Iowa	L	69-70 +
J 2	* Columbia	L	62-74
J 3	* Columbia	L	35-46
J 6	* Washington State	W	51-48
J 7	* Washington State	L	46-54
J 13	Oregon State	L	49-65
J 20	* Washington	L	49-69
J 21	Washington	L	51-66
J 27	* Washington (NR/16)	W	57-49
J 28	* Washington (NR/16)	W	63-60
F 3	Idaho	L	44-62
F 4	Idaho	L	34-44
F 6	Washington State	L	51-52
F 7	Washington State (NR/17)	L	48-64
F 10	* Oregon State	W	45-34
F 11	* St. Mary's	W	61-53
F 17	* Idaho	L	47-53
F 18	* Idaho	W	54-48
F 24	Oregon State	L	42-51
F 25	* Oregon State	W	45-40
*Home Games			
?Salt Lake City, Utah			
%Madison, Wis.			
+Overtime			

1950-51 (18-13)
H: 9-4, A: 7-9, N: 2-0
PCC: 10-6
John Warren

D 1	Utah	L	39-59
D 2	? Utah State	W	66-64
D 5	Portland	L	67-68
D 8	* UCLA	L	55-77
D 9	* UCLA	W	72-54
D 22	Wyoming	L	57-88
D 23	Wyoming	L	55-73
D 27	Puget Sound	W	72-65
D 28	Puget Sound	W	68-66
D 29	* Santa Clara	W	77-53
D 30	* Santa Clara	W	47-46
J 5	Washington (NR/12)	L	49-73
J 6	Washington (NR/12)	L	60-61
J 12	^ St. Mary's	W	66-65
J 13	San Francisco	W	59-49
J 19	* Idaho	W	60-56
J 20	* Idaho	W	62-56
J 26	* Oregon State	W	62-53
J 27	Oregon State	W	66-47
F 2	Idaho	L	63-66
F 3	Idaho	W	47-46
F 5	Washington State	L	45-55
F 6	Washington State	W	54-52
F 9	Blue and Gold AC	L	54-66
F 10	* Blue and Gold AC	L	52-60
F 13	* Washington State	W	66-67
F 14	* Washington State	W	57-55
F 23	* Washington (NR/19)	L	68-77
F 24	* Washington (NR/19)	W	82-75
M 2	Oregon State	W	72-45
M 3	* Oregon State	L	39-41
?Salt Lake City, Utah			
^San Francisco, Calif.			
*Home Games			



Bill Borcher

1951-52 (14-16)
H: 6-8, A: 8-6, N: 0-2
PCC: 8-8
Bill Borcher

N 30	Portland	W	65-61 +
D 1	Portland	L	60-67
D 7	* Utah	L	58-63
D 8	* Utah	L	62-64
D 21	* Wyoming (NR/18)	W	66-59
D 22	* Wyoming (NR/18)	L	71-78
D 27	^ Wisconsin	L	77-82
D 28	^ Iowa	L	72-86
D 29	St. Mary's	W	58-56
J 1	Pacific	W	74-62
J 2	San Francisco	W	55-49
J 3	San Jose State	L	49-51
J 7	* Washington State	W	59-45
J 8	* Washington State	W	59-45
J 18	Washington (NR/15)	L	46-74
J 19	Washington (NR/15)	L	39-64
J 25	* St. Mary's	W	69-58
J 26	* St. Mary's	L	45-51
F 1	* Washington (NR/19)	L	63-71
F 2	* Washington (NR/19)	L	57-63
F 8	* Idaho	W	56-49
F 9	* Idaho	L	66-72
F 15	Oregon State	W	64-55
F 16	* Oregon State	W	57-44
F 22	Washington State	W	71-61
F 23	Washington State	L	65-67
F 25	Idaho	W	66-60
F 26	Idaho	L	60-66
F 29	* Oregon State	L	52-55
M 1	Oregon State	W	66-57
*Home Games			
^San Francisco, Calif.			
+Overtime			

1952-53 (14-14)
H: 8-6, A: 5-6, N: 1-2
PCC: 8-8
Bill Borcher

D 1	@ Oregon State	L	68-77 +
D 5	* Stanford	W	73-68
D 6	* Stanford	W	74-64
D 10	* Santa Clara	W	65-62
D 11	* Portland	W	76-59
D 20	* Seattle	L	79-81
D 22	Wyoming	L	53-62
D 23	Wyoming	L	54-56
D 26	% Iowa	L	57-86
D 27	? Wisconsin	W	66-64
J 2	* Washington (NR/5)	L	73-79
J 3	* Washington (NR/5)	L	60-76
J 9	* Washington State	W	74-49
J 10	* Washington State	W	75-61
J 16	Idaho	W	79-76 +
J 17	Idaho	L	57-73
J 23	* San Francisco	L	57-61
J 24	Portland	W	74-60
J 30	* Oregon State	L	65-67
J 31	Oregon State	W	73-63
F 6	* Idaho	W	76-73
F 7	* Idaho	W	89-69
F 13	Washington State	W	64-56
E 14	Washington State	W	87-70
F 20	Washington (NR/3)	L	67-84
F 21	Washington (NR/3)	L	72-86
F 27	Oregon State	L	74-75
F 28	* Oregon State	L	55-59
*Home Games			
@Portland, Ore.			
%Madison, Wis.			
?Iowa City, Iowa			
+Overtime			

1953-54 (17-10)
H: 10-2, A: 5-8, N: 2-0
PCC: 9-7
Bill Borcher

D 1	^ Portland	W	79-72
D 4	* San Jose State	W	75-63
D 5	* San Jose State	W	74-70 +
D 9	* Gonzaga	W	82-53
D 10	Portland	W	92-73
D 21	• Nebraska	W	84-68
D 22	* Nebraska	W	74-72
D 26	UCLA (NR/13)	L	74-89
D 27	UCLA (NR/13)	L	53-79
D 30	Stanford	L	58-85
D 31	Sacramento State	W	59-53
J 5	* Idaho	W	81-63
J 6	* Idaho	L	53-60
J 15	Washington State	W	74-73
J 16	Washington State	W	65-56
J 22	* Washington	W	77-76
J 23	* Washington	W	64-48
J 29	Oregon State	L	41-52
J 30	* Oregon State	W	42-40
F 2	* Washington State	W	66-51
F 3	* Washington State	L	68-74
F 12	Idaho	L	54-68
F 13	Idaho	L	65-79
F 19	Washington	W	63-59
F 20	Washington	L	59-67
F 26	* Oregon State	W	63-60++
F 27	Oregon State	L	46-55
*Home Games			
^Coos Bay, Ore.			
•Corvallis, Ore.			
++Double Overtime			

1954-55 (13-13)
H: 7-5, A: 6-7, N: 0-1
PCC: 8-8
Bill Borcher

D 3	* Santa Clara	L	48-58
D 4	• California	L	52-64
D 7	* Seattle	W	86-73
D 8	Portland	W	82-78
D 20	Louisville (NR/12)	L	72-101
D 21	Dayton (NR/6)	L	55-71
D 22	Detroit	L	74-86
J 3	Washington State	L	56-63
J 4	Washington State	W	69-55
J 10	* Washington State	W	68-45
J 11	* Washington State	W	76-63
J 14	Idaho	W	82-59
J 15	Idaho	W	41-40
J 17	Gonzaga	W	71-57
J 21	* Oregon State	L	53-56
J 22	Oregon State	L	54-56 +
J 28	* Brigham Young	W	82-71
J 29	* Brigham Young	W	81-76
F 4	* Washington	L	52-54 +
F 5	* Washington	W	64-63
F 11	* Idaho	L	50-65
F 12	* Idaho	W	70-44
F 18	Washington	L	60-80
F 19	Washington	W	60-59
F 25	Oregon State	L	44-53
F 26	* Oregon State	L	58-68
*Home Games			
•Corvallis, Ore.			
+Overtime			

1955-56 (11-15)
H: 9-5, A: 1-10, N: 1-0
PCC: 5-11
Bill Borcher

D 2	* Oregon State	W	57-46
D 5	* Colorado	L	49-68
D 9	Brigham Young (NR/10)	L	61-72
D 10	Brigham Young (NR/10)	L	52-83
D 20	• Northwestern	W	85-81
D 21	* Michigan	L	71-81
D 27	* Colorado State	W	86-56
D 28	* Colorado State	W	75-57
J 7	* Portland	W	67-61
J 10	* Washington	W	53-51 +
J 13	* California	W	63-62
J 14	* California	L	65-67
J 20	Idaho	W	84-76
J 21	Idaho	L	59-61
J 27	Stanford	L	55-74
J 28	Stanford	L	60-73
F 3	* USC	W	55-45
F 4	* USC	L	71-87
F 10	Washington	L	50-68
F 11	Washington	L	61-70
F 24	UCLA (NR/15)	L	71-95
F 25	UCLA (NR/15)	L	89-108
M 2	* Washington State	W	80-63
M 3	* Washington State	W	72-58
M 9	* Oregon State	L	69-74
M 10	Oregon State	L	49-59
*Home Games			
•Corvallis, Ore.			
+Overtime			



YEAR-BY-YEAR



Steve Belko

1956-57 (4-21)

H: 3-8, A: 1-11, N: 0-2

PCC: 2-14

Steve Belko

D 7	* Portland	L	47- 79
D 8	* Texas	W	65- 64
D 18	* Rice	L	59- 61
D 19	* Missouri	L	52- 59
D 28	Wichita State	L	58- 63
D 29	Tulsa	W	57- 53
D 31	Oklahoma City (NR/11)	L	52- 74
J 11	California	L	46- 53
J 12	California	L	57- 71
J 18	* Idaho	L	46- 64
J 19	* Idaho	W	50- 48
J 25	Washington State	L	81- 87
J 26	Washington State	L	67- 74
J 29	Washington	L	63- 64
F 1	* Stanford	L	52- 68
F 2	* Stanford	L	56- 65
F 12	Oregon State	L	55- 68
F 15	* Washington	L	62- 84
F 16	* Washington	L	63- 65
F 22	* UCLA (NR/8)	L	62- 81
F 23	* UCLA (NR/8)	L	65- 73
M 1	USC	L	82- 87
M 2	USC	L	62- 71
M 8	Oregon State	L	62- 75
M 9	* Oregon State	W	65- 61

*Home Games
+Corvallis, Ore.
+Overtime

1957-58 (13-11)

H: 7-6, A: 6-5

PCC: 6-10

Steve Belko

D 3	* Oregon State	L	55- 60
D 6	* Utah State	W	63- 53
D 7	* Utah State	W	78- 49
D 10	* San Jose State	W	72- 67
D 11	* San Jose State	W	62- 53
D 21	Brigham Young	W	63- 55
D 23	Brigham Young	W	79- 76
D 27	Colorado State	W	75- 69
J 3	* UCLA	L	58- 64
J 10	UCLA	L	64- 73
J 11	USC	L	52- 73
J 18	* Washington	W	63- 45
J 24	Washington State	W	63- 45
J 25	Idaho	L	62- 82
J 31	* Oregon State (NR/20)	L	62- 82
F 3	* Stanford	W	61- 49
F 7	Oregon State	L	37- 62
F 8	* Idaho	W	82- 75
F 15	Washington	W	87- 83
F 24	* California (NR/2)	L	60- 61
F 28	* USC	L	70- 73
M 1	* Washington State	L	51- 65
M 7	California (NR/3)	W	64- 62
M 8	Stanford	L	53- 74

*Home Games
+Overtime

1958-59 (9-16)

H: 6-7, A: 1-8, N: 2-1

PCC: 3-13

Steve Belko

D 1	Oregon State	L	60- 68
D 5	* Brigham Young	W	79- 75
D 6	* Brigham Young	W	71- 67
D 12	* Wichita State	W	73- 57
D 22	* Montana State	W	70- 69
D 23	* Montana State	L	75- 82
D 26	^ Xavier (NR/10)	L	57- 68
D 27	^ San Francisco	W	64- 53
D 29	^ Tulsa	W	67- 65
J 2	* USC	L	56- 65
J 3	* California	W	59- 57
J 16	* Washington	L	57- 62
J 24	Washington	L	60- 79
J 30	* Stanford	L	49- 57
J 31	* Oregon State	L	57- 58
F 6	Oregon State	W	73- 68
F 9	* Washington State	W	61- 54
F 13	California (NR/20)	L	55- 83
F 14	Stanford	L	56- 64
F 20	UCLA	L	53- 70
F 21	USC	L	67- 76
F 28	* UCLA	L	62- 69
M 2	* Idaho	L	58- 64
M 6	Idaho	L	75- 81
M 7	Washington State	L	63- 70

*Home Games
^All College Tourney, Oklahoma City, Okla.
+Overtime

1959-60 (19-10)

H: 12-1, A: 2-7, N: 5-2

Steve Belko

D 4	* Fresno State	W	62- 48
D 5	* Fresno State	W	68- 60
D 11	% Montana State	L	75- 81
D 12	% San Francisco	W	67- 58
D 19	* Colorado State	W	72- 66
D 21	* San Jose State	W	56- 41
D 22	* San Jose State	W	58- 45
D 26	# Denver	W	66- 49
D 28	# Washington State	W	63- 48
D 29	* Oregon State	L	56- 60
J 2	* Stanford	W	56- 55
J 4	* Washington State	W	62- 48
J 8	Idaho	W	52- 48
J 9	Washington State	W	68- 64
J 15	Portland	L	43- 66
J 16	* Portland	W	65- 50
J 22	Washington	L	56- 63
J 29	California	L	45- 70
J 30	Stanford	L	61- 77
F 5	* Oregon State	W	63- 53
F 6	Oregon State	L	54- 55
F 19	* Washington	W	57- 41
F 20	* USC	L	73- 77
F 27	* Idaho	W	68- 46
M 4	Oregon State	L	45- 53
M 5	* Oregon State	W	67- 63
M 9	^ New Mexico State	W	68- 60
M 11	^ Utah (NR/6)	W	65- 54
M 12	^ California (NR/1)	L	49- 70

*Home Games
%Montana State Invitational, Bozeman, Mont.
#Far West Classic
^NCAA West First Round, Corvallis, Ore.
^NCAA West Regional, Seattle, Wash.
+Overtime

1960-61 (15-12)

H: 9-3, A: 4-7, N: 2-2

Steve Belko

D 3	* Portland	W	56- 41
D 9	Wyoming	L	47- 62
D 10	Colorado	L	57- 71
D 17	* Arizona State	W	71- 55
D 28	# Arizona State	L	53- 54
D 29	# Washington State	W	58- 44
D 30	# Portland	W	52- 45
J 6	Idaho	W	68- 66
J 7	Idaho	L	49- 64
J 13	* Stanford	L	60- 67
J 14	* Stanford	W	61- 58
J 20	* Washington State	W	60- 53
J 21	* Idaho	W	67- 63
J 27	* Washington	W	67- 48
J 28	* Seattle	W	75- 64
F 3	Oregon State	W	58- 55
F 4	* Oregon State	W	71- 58
F 10	* Idaho	L	57- 61
F 11	* Washington State	L	73- 77
F 17	Washington	L	47- 54
F 18	Seattle	L	57- 61
F 24	Portland	L	48- 56
M 3	Washington State	L	56- 81
M 4	Washington State	W	76- 68
M 10	* Oregon State	W	76- 68
M 11	Oregon State	W	54- 52
M 15	^ USC	L	79- 81

*Home Games
#Far West Classic
^NCAA West First Round, Portland, Ore.
+Overtime

1961-62 (9-17)

H: 6-4, A: 1-12, N: 2-1

Steve Belko

D 1	Portland	W	64- 51
D 8	New Mexico	L	45- 56
D 9	Arizona State	L	55- 91
D 16	* Washington	L	59- 81
D 22	* Fresno State	W	84- 72
D 28	# Michigan State	W	71- 59
D 29	* Idaho	W	71- 60
D 30	# Oregon State	L	57- 74
J 5	Stanford	L	54- 79
J 6	Stanford	L	49- 70
J 12	Idaho	L	64- 72
J 13	Idaho	L	68- 80
J 19	* Washington State	W	91- 81
J 20	* Washington State	W	81- 71
J 26	* Seattle	W	71- 65
J 27	* Portland	W	67- 53
F 2	* Oregon State	L	63- 79
F 3	Oregon State	L	66- 82
F 9	* Idaho	L	67- 73
F 10	* Idaho	W	91- 64
F 16	Washington State	L	45- 71
F 17	Washington State	L	63- 70
F 23	Seattle	L	66- 67
F 24	Washington	L	49- 67
M 9	Oregon State	L	48- 65
M 10	* Oregon State	L	56- 60

*Home Games
#Far West Classic
+Overtime

1962-63 (11-15)

H: 4-9, A: 6-4, N: 1-2

Steve Belko

N 30	* Brigham Young	L	75- 80
D 1	* Brigham Young	W	80- 62
D 4	Washington	W	59- 57
D 17	* Stanford	L	44- 63
D 18	* Stanford	L	51- 54
D 26	# Washington State	W	67- 57
D 28	# Iowa	L	48- 62
D 29	# California	L	46- 78
J 8	Portland	W	62- 54
J 11	* Idaho	L	61- 62
J 12	* Idaho	L	58- 81
J 18	Washington State	W	60- 51
J 19	Washington State	W	58- 44
J 25	* Washington	L	52- 63
F 1	California	W	60- 55
F 2	California	L	58- 79
F 8	Idaho	L	61- 79
F 9	Idaho	L	78- 88
F 15	Oregon State	W	54- 50
F 16	* Oregon State	L	57- 67
F 22	* Washington State	W	83- 70
F 23	* Washington State	W	84- 72
F 26	* Portland	W	83- 75
M 2	* Seattle	L	71- 78
M 8	* Oregon State	L	61- 65
M 9	Oregon State	L	65- 71

*Home Games
#Far West Classic
+Overtime

1963-64 (14-12)

H: 8-5, A: 4-6, H: 2-1

Steve Belko

N 30	Stanford	L	51- 59
D 2	Stanford	L	65- 83
D 9	* Washington	L	63- 69
D 14	* Wyoming	L	81- 88
D 27	# Washington State	W	79- 62
D 28	# Brigham Young	L	70- 80
D 30	* Colorado State	W	65- 59
J 7	Portland	L	58- 61
J 17	* Oregon State (NR/7)	W	47- 45
J 18	Oregon State (NR/7)	L	53- 66
J 24	* Washington State	W	71- 61
J 25	* Washington State	L	71- 81
J 28	Washington	L	67- 69
J 31	* California	W	77- 73
F 1	* California	W	72- 64
F 7	Idaho	W	61- 58
F 8	Idaho	W	58- 54
F 14	* Gonzaga	W	77- 66
F 15	* Gonzaga	W	105- 80
F 18	* Portland	L	80- 88
F 21	* Montana	W	97- 67
F 22	* Montana	W	64- 55
F 28	Oregon State (NR/6)	L	68- 71
F 29	* Oregon State (NR/6)	L	71- 85
M 6	Air Force	W	61- 58
M 7	Denver	W	64- 58

*Home Games
#Far West Classic
++Double Overtime

YEAR-BY-YEAR

1964-65 (9-17)

H: 5-7, A: 2-9, N: 2-1

Pac-8: 3-11

Steve Belko

D 4	Brigham Young (NR/19)	L 70- 99
D 5	Brigham Young (NR/19)	L 79- 98
D 7	* Washington	W 61- 60
D 11	* Idaho	W 63- 53
D 21	* Kansas State	L 58- 92
D 22	* Stanford	L 56- 74
D 26	# Purdue	W 92- 76
D 29	# Tennessee	L 63- 70
D 30	# Northwestern	W 82- 74
J 8	* UCLA (NR/1)	L 74- 91
J 9	* USC	W 81- 74
J 15	Washington State	L 68- 75
J 16	Washington	W 65- 58
J 23	Washington State	W 74- 69
J 29	* Oregon State	W 59- 53
J 30	Oregon State	L 48- 53
F 5	* Stanford	L 75- 77
F 6	* California	W 83- 71
F 12	California	L 52- 72
F 13	Stanford	L 62- 73
F 19	USC	L 56- 77
F 20	UCLA (NR/2)	L 64- 74
F 26	* Washington	L 76- 82 +
F 27	* Washington State	L 61- 71
M 5	Oregon State	L 50- 69
M 6	* Oregon State	L 61- 64

*Home Games

#Far West Classic

+Overtime

1965-66 (13-13)

H: 10-3, A: 3-7, N: 0-3

Pac-8: 6-8

Steve Belko

D 1	* Idaho	L 81- 86
D 4	Washington	W 63- 61
D 9	* Montana State	W 89- 60
D 20	# Denver	W 78- 56
D 28	# Utah State	L 66- 77
D 29	# Washington State	L 58- 76
D 30	# Air Force	L 57- 69
J 7	USC	L 66- 92
J 8	UCLA (NR/1)	L 65- 97
J 14	* Washington	W 71- 62
J 15	* Washington State	W 66- 58
J 21	Oregon State	L 46- 62
J 22	* Oregon State	W 61- 60
J 27	Portland	W 78- 75
J 28	* Portland	W 77- 62
J 31	* Hawaii	W 82- 47
F 4	Stanford	L 64- 81
F 5	California	W 65- 63
F 11	* Stanford	W 66- 57
F 12	* California	W 68- 51
F 18	* USC	L 67- 82
F 19	* UCLA	W 79- 72
F 26	Washington	L 60- 61
F 28	Washington State	L 83- 88
M 4	* Oregon State	L 42- 49
M 5	Oregon State	L 54- 68

*Home Games

#Far West Classic

1966-67 (9-17)

H: 3-7, A: 5-8, N: 1-2

Pac-8: 1-13

Steve Belko

D 2	Nebraska	L 56- 79
D 3	Kansas State	L 45- 52
D 7	* Idaho State	W 107- 68
D 19	Hawaii	W 77- 69
D 22	Hawaii	W 73- 64
D 27	# Minnesota	W 67- 60
D 29	# Washington State	L 56- 77
D 30	# Indiana	L 64- 102
J 6	Stanford	L 65- 68
J 7	California	L 61- 74
J 13	* Washington	L 74- 78
J 14	* Washington State	L 71- 75
J 20	* Oregon State	W 63- 51
J 26	* Portland	W 65- 55
J 28	Oregon State	W 56- 55
F 4	Portland	W 67- 56
F 10	USC	L 63- 71
F 11	UCLA (NR/1)	L 66- 100
F 17	* UCLA (NR/1)	L 25- 34
F 18	* USC	L 70- 73
F 24	* California	L 61- 62
F 25	* Stanford	L 58- 71
M 4	Washington State	L 79- 82 +
M 6	Washington	L 67- 78
M 10	Oregon State	W 62- 55
M 11	* Oregon State	L 47- 49 +

*Home Games

#Far West Classic

+Overtime

1967-68 (7-19)

H: 4-8, A: 1-8, N: 2-3

Pac-8: 2-12

Steve Belko

D 1	* New Mexico	L 60- 64
D 2	* UC Santa Barbara	L 76- 79
D 8	* Portland	W 62- 52
D 22	c Wake Forest	W 76- 58
D 23	c Vanderbilt (NR/3)	L 59- 70
D 28	# Utah (NR/7)	L 63- 64
D 29	# Stanford	L 64- 68
D 30	# Texas	W 70- 57
J 5	* Stanford	L 73- 79 +
J 6	* California	L 81- 96
J 13	Washington	L 73- 84
J 15	Washington State	L 66- 85
J 20	* Oregon State	L 49- 60
J 23	Portland	W 74- 56
J 27	Oregon State	L 46- 58
J 29	* Utah (NR/10)	W 85- 77
F 9	* USC	L 69- 79
F 10	* UCLA (NR/2)	L 63- 104
F 16	UCLA (NR/2)	L 78- 119
F 17	USC	L 59- 66
F 23	California	L 64- 76
F 24	Stanford	L 75- 83
M 1	* Washington State	W 81- 73
M 2	* Washington	W 85- 83
M 8	* Oregon State	L 65- 80
M 9	Oregon State	L 54- 93

*Home Games

cVanderbilt Tournament

#Far West Classic

+Overtime

1968-69 (13-13)

H: 6-5, A: 4-8, N: 3-0

Pac-8: 5-9

Steve Belko

N 30	Utah	W 88- 69
D 2	% North Carolina (NR/2)	L 78- 89
D 3	North Carolina (NR/2)	L 73- 106
D 7	* Nebraska	L 77- 85
D 14	* Portland	W 90- 66
D 21	* Idaho	W 79- 68
D 26	# Yale	W 84- 71
D 28	# Brigham Young	W 82- 74 +
D 29	# Washington State	W 80- 78
J 10	* UCLA (NR/1)	L 64- 93
J 11	* USC	L 75- 86
J 14	Portland	W 68- 65

J 18	Washington State	L 63- 67
J 20	Washington	L 54- 60
J 24	* Oregon State	W 66- 52
J 25	Oregon State	L 53- 65
F 7	* Stanford	W 74- 72
F 8	* California	W 84- 73
F 14	California	L 70- 91
F 15	Stanford	L 76- 81
F 21	USC	W 74- 64
F 22	UCLA (NR/1)	L 69- 103
F 28	* Washington	W 79- 75
M 1	* Washington State	L 65- 66
M 7	Oregon State	W 71- 66
M 8	* Oregon State	L 57- 66

*Home Games

%Greensboro, N.C.

#Far West Classic

+Overtime

1969-70 (17-9)

H: 10-1, A: 4-8, N: 3-0

Pac-8: 8-6

Steve Belko

D 2	Wichita State	L 84- 97
D 4	Florida State	L 84- 100
D 6	New Mexico	W 61- 59
D 10	* Portland	W 93- 78
D 12	* Montana	W 92- 81
D 20	* Gonzaga	W 74- 63
D 27	# Michigan State	W 87- 82
D 29	# Washington State	W 66- 57
D 30	# Washington (NR/9)	W 83- 73
J 9	UCLA (NR/1)	L 58- 75
J 10	USC	L 68- 77
J 16	* Washington State	W 90- 79
J 17	* Washington	L 46- 53
J 23	Oregon State	L 73- 78
J 24	* Oregon State	W 79- 64
F 6	Stanford	W 87- 73
F 7	California	W 77- 71
F 13	* California	W 98- 91
F 14	* Stanford	W 92- 91
F 16	Portland	W 121- 78
F 20	* USC	W 92- 83
F 21	* UCLA (NR/1)	W 78- 65
F 28	Washington	L 73- 90
M 2	Washington State	L 87- 96
M 6	* Oregon State	W 73- 66
M 7	Oregon State	L 67- 81

*Home Games

#Far West Classic

1970-71 (17-9)

H: 10-3, A: 4-4, N: 3-2

Pac: 8-6

Steve Belko

D 1	* San Jose State	W 95- 65
D 2	* Portland	W 76- 54
D 4	* Texas Tech	W 96- 81
D 11	// Texas A&M (18/NR)	W 94- 70
D 12	// Houston (18/NR)	L 68- 81
D 19	* Temple (16/NR)	W 75- 65
D 26	# San Jose State (17/NR)	W 79- 65
D 29	# Washington State (16/NR)	W 64- 48
D 30	# Oregon State	L 64- 68
J 8	* Stanford	W 82- 72
J 9	* California	W 100- 81
J 23	Washington State (16/NR)	W 95- 68
J 25	Washington (13/NR)	L 75- 82
J 30	* Denver (13/NR)	L 83- 93
F 5	* Oregon State	W 64- 62
F 6	Oregon State	W 67- 57
F 12	* UCLA (NR/1)	L 68- 69
F 13	* USC (NR/3)	L 78- 93
F 19	USC (NR/3)	L 55- 63
F 20	UCLA (NR/1)	L 67- 74
F 26	California	L 72- 103
F 27	Stanford	W 80- 75
M 5	* Washington	W 101- 76
M 6	* Washington State	W 69- 68 +
M 12	Oregon State	W 78- 76
M 13	* Oregon State	W 71- 65

*Home Games

//Bluebonnet Bowl Classic, Houston, Texas

#Far West Classic

+Overtime



Dick Harter

1971-72 (6-20)

H: 5-8, A: 1-9, N: 0-3

Pac-8: 0-14

Dick Harter

D 1	* Montana	W 69- 65
D 4	Ohio State	L 57- 68
D 6	Villanova (NR/8)	L 73- 78
D 10	* Portland	W 73- 68
D 11	* Gonzaga	W 87- 60
D 18	* Weber State	W 69- 67
D 28	# New Mexico	L 61- 76
D 29	# Michigan	L 85- 93
D 30	# Dartmouth	L 82- 92
J 7	* USC (NR/11)	L 46- 66
J 8	* UCLA (NR/1)	L 68- 93
J 15	* New Mexico State	L 76- 82
J 22	Washington	L 55- 85
J 24	Washington State	L 56- 73
J 28	Oregon State	W 72- 70
F 5	* Oregon State	W 71- 63
F 11	California	L 77- 79 +
F 12	Stanford	L 78- 82
F 18	* California	L 67- 71
F 19	* Stanford	L 79- 91
F 25	UCLA (NR/1)	L 70- 92
F 26	USC	L 66- 75
M 3	* Washington	L 75- 81
M 4	* Washington State	L 69- 77
M 10	* Oregon State	L 68- 78
M 11	Oregon State	L 57- 60

*Home Games

#Far West Classic

+Overtime



YEAR-BY-YEAR

1972-73 (16-10)

H: 10-2, A: 3-6, N: 3-2

Pac-8: 8-6

Dick Harter

D 1 * Portland	W 99- 70
D 2 * Wichita State	W 92- 72
D 7 * Montana State	W 83- 63
D 15 ^ Colorado State	W 73- 68
D 16 ^ Kentucky	L 68- 95
D 19 Providence (NR/18)	L 60- 73
D 22 * Gonzaga	W 68- 56
D 27 # Columbia	W 81- 56
D 29 # Minnesota (NR/7)	L 49- 59
D 30 # Wyoming	W 60- 47
J 5 UCLA (NR/1)	L 38- 64
J 6 USC	L 65- 66
J 12 * Washington	W 69- 65 +
J 13 * Washington State	W 77- 63
J 20 * Cal Poly Pomona	W 73- 63
J 27 Oregon State	L 60- 80
F 2 @ Oregon State	L 56- 68
F 9 * Stanford	W 62- 56
F 10 * California	W 60- 55 +
F 16 California	W 72- 69 +
F 17 Stanford	W 76- 69
F 22 * UCLA (NR/1)	L 61- 72
F 24 * USC	L 52- 56
M 3 Washington State	W 66- 65
M 5 Washington	L 75- 83
M 10 * Oregon State	W 88- 81

*Home Games
^Kentucky Invitational
#Far West Classic
@Portland, Ore.
+Overtime

1973-74 (15-11)

H: 10-2, A: 3-5, N: 2-4

Pac-8: 9-5

Dick Harter

D 1 * Montana State	L 72- 75
D 4 * Cal State Los Angeles	W 89- 58
D 7 * Sacramento State	W 67- 53
D 14 ^ Princeton	W 54- 53
D 15 ^ Kansas	L 49- 67
D 19 * UC Davis	W 82- 59
D 22 * Puget Sound	W 99- 64
D 27 # Texas	W 78- 66
D 28 # Washington	L 77- 83
D 29 # Indiana (NR/7)	L 47- 58
J 4 Stanford	W 48- 47
J 5 California	W 54- 52
J 11 * Washington State	W 69- 54
J 12 * Washington	W 90- 88
J 18 Air Force	L 66- 76
J 26 * Oregon State	W 67- 61
F 1 @ Oregon State	L 79- 92
F 8 UCLA (NR/1)	L 66- 84
F 9 USC (NR/14)	L 53- 59
F 15 * USC (NR/13)	L 61- 76
F 16 * UCLA (NR/1)	W 56- 51
F 22 * California	W 61- 54
F 23 * Stanford	W 72- 71
M 2 Washington	L 82- 84 +
M 4 Washington State	W 92- 61
M 9 Oregon State	L 74- 81

*Home Games
^Jayhawk Classic
#Far West Classic
@Portland, Ore.
+Overtime

1974-75 (21-9)

H: 10-3, A: 3-5, N: 8-1

Pac-8: 6-8

Dick Harter

N 30 * St. Mary's	W 83- 68
D 6 c Penn State	W 76- 40
D 7 c Duquesne	W 90- 82
D 13 * Nevada-Las Vegas (18/NR)	W 94- 77
D 23 * Villanova (19/NR)	W 116- 77
D 26 # Creighton (19/NR)	W 75- 64
D 28 # Arizona State (19/NR)	W 80- 76
D 30 # Washington State (19/NR)	W 74- 65
J 4 * Providence (11/10)	W 86- 73
J 10 * Stanford (9/NR)	W 84- 83
J 11 * California (9/NR)	L 58- 60
J 16 Washington State (8/NR)	W 69- 68
J 18 Washington (8/NR)	W 68- 66
J 25 Oregon State (8/NR)	L 71- 72 +
J 27 * Air Force (8/NR)	W 77- 44
J 31 @ Oregon State (11/NR)	W 79- 72
F 1 * Hawaii (11/NR)	W 77- 72
F 7 * USC (9/8)	L 80- 81
F 8 * UCLA (9/2)	L 103- 107
F 14 UCLA (13/2)	L 66- 95
F 15 USC (13/10)	L 90- 92
F 21 California	L 74- 76
F 22 Stanford	L 70- 71
F 28 * Washington (NR/22)	W 97- 96
M 1 * Washington State	W 56- 52
M 8 * Oregon State (NR/15)	W 82- 80
M 16 % St. Peter's	W 85- 79
M 20 % Oral Roberts	W 68- 59
M 22 \$ Princeton (NR/12)	L 57- 58
M 23 \$ St. John's	W 80- 76 +

*Home Games
cSteel Bowl Classic, Pittsburgh, Pa.
#Far West Classic
@Portland
%National Invitation Tournament First and Second Rounds, New York, N.Y.
\$National Invitation Tournament Final Four, New York, N.Y.
+Overtime

1975-76 (19-11)

H: 10-2, A: 5-5, N: 4-4

Pac-8: 10-4

Dick Harter

N 28 Hawaii	L 66- 80
D 1 Hawaii	L 80- 84
D 3 * Boise State	W 76- 64
D 10 * Montana State	W 89- 62
D 12 * Seattle Pacific	W 94- 79
D 13 * Cal State Los Angeles	W 87- 60
D 19 c Virginia Tech	L 60- 87
D 20 c Georgia	W 87- 74
D 23 Providence	L 68- 76
D 27 # Duquesne	L 74- 78
D 29 # Colorado State	W 70- 66
D 30 # Oregon State	L 67- 79 =
J 3 * San Jose State	W 68- 51
J 8 * UCLA (NR/3)	L 61- 62
J 10 * USC (NR/18)	W 77- 72
J 15 Washington (NR/6)	L 70- 77
J 17 Washington State	L 69- 78
J 24 * Oregon State (NR/16)	W 83- 68
J 26 @ Seattle	W 96- 65
J 29 @ Oregon State	W 76- 74 +
F 5 * Stanford	W 72- 59
F 7 * California	W 79- 60
F 13 California	W 75- 64
F 14 Stanford	W 85- 62
F 19 USC	W 70- 67
F 21 UCLA (NR/15)	W 65- 45
F 26 * Washington (17/8)	L 62- 67
F 28 * Washington State (17/NR)	W 70- 56
M 4 Oregon State	W 57- 56
M 15 % North Carolina-Charlotte	L 72- 79

*Home Games
cIndiana Classic
#Far West Classic
@Portland, Ore.
%National Invitation Tournament First Round, New York, N.Y.
+Overtime
=Later forfeited by Oregon State

1976-77 (19-10)

H: 10-2, A: 4-5, N: 5-3

Pac-8: 9-5

Dick Harter

D 1 Nevada-Las Vegas (NR/6)	L 67- 78
D 3 ^ Wichita State	W 57- 49
D 4 ^ Arizona State	W 78- 51
D 9 * San Francisco State	W 78- 51
D 14 * Cal State Fullerton	W 61- 51
D 18 * Cal State Los Angeles	W 87- 56
D 22 * Pepperdine	W 67- 55
D 23 * Grambling State	W 42- 38
D 27 # Bowling Green	W 66- 54
D 28 # North Carolina (NR/9)	L 60- 86
D 29 # Saint Louis	W 59- 55
J 7 UCLA (NR/7)	W 61- 60
J 8 USC	W 64- 52
J 13 * Washington (20/NR)	W 72- 68 +
J 15 * Washington State (20/NR)	L 45- 49
J 22 Oregon State	L 52- 53
J 26 @ Oregon State	L 53- 64
J 29 St. John's	L 51- 61
F 4 * Stanford	W 73- 48
F 5 * California	W 75- 49
F 10 California	L 102- 107 5+
F 12 Stanford	W 74- 65
F 17 * USC	W 60- 57
F 19 * UCLA (NR/3)	W 64- 55
F 24 Washington State (17/NR)	L 53- 55
F 26 Washington (17/NR)	W 61- 60
M 3 * Oregon State	L 73- 78 +
M 9 % Oral Roberts	W 90- 89
M 15 \$ St. Bonaventure	L 73- 76

*Home Games
^Sun Devil Classic
#Far West Classic
@Portland, Ore.
%National Invitation Tournament First Round, Tulsa, Okla.
\$National Invitation Tournament Second Round, New York, N.Y.
+Overtime
5+Quintuple Overtime

1977-78 (16-11)


H: 11-3, A: 2-5, N: 3-3

Pac-8: 6-8

Dick Harter

N 26 * Cal State Fullerton	W 69- 61
D 3 * Doane	W 88- 50
D 4 @ Oregon State	W 78- 51
D 10 * Sacramento State	W 90- 67
D 16 ^ Georgia Tech	L 57- 64
D 17 ^ San Diego State	W 91- 89
D 19 * Seattle Pacific	W 70- 55
D 22 * UC Irvine	W 77- 62
D 28 # Colorado State	L 50- 61
D 29 # Illinois	L 80- 86
D 30 # Rice	W 77- 74
J 2 * Vermont	W 76- 57
J 6 * California	W 49- 47
J 7 * Stanford	W 74- 64
J 13 UCLA (NR/7)	L 72- 90
J 14 USC	L 62- 63
J 21 * Oregon State	L 48- 62
J 28 * UC Davis	W 69- 58
F 2 Washington	L 52- 58
F 4 Washington State	L 48- 54
F 9 * Washington State	L 55- 57
F 11 * Washington	W 64- 60
F 16 Stanford	W 65- 64
F 18 California	L 67- 76
F 23 * USC	W 43- 41
F 25 * UCLA (NR/3)	L 57- 83
M 2 Oregon State	W 54- 51

*Home Games
@Portland, Ore.
^Dayton Classic
#Far West Classic



Jim Haney

1978-79 (12-15)

H: 8-5, A: 3-7, N: 1-3

Pac-10: 7-11

Jim Haney

N 24 * San Diego State	W 75- 64
N 29 * Sacramento State	W 89- 44
D 4 Pepperdine	L 68- 73
D 7 * Detroit	L 74- 75
D 9 * Northern Arizona	W 64- 62
D 16 Vermont	W 74- 61
D 21 Oregon State	L 58- 85
D 27 # Wyoming	W 72- 68
D 29 # Indiana	L 60- 68
D 30 # Oregon State	L 62- 85
J 5 USC	L 64- 70
J 8 UCLA (NR/6)	L 71- 74
J 12 * Arizona	W 63- 70
J 13 * Arizona State	L 54- 65
J 19 Washington	L 70- 82
J 20 Washington State	L 65- 74
J 27 * Stanford	W 68- 55
J 29 * California	W 74- 59
F 1 * UCLA (NR/6)	L 58- 65
F 3 * USC	L 64- 87
F 8 Arizona State	W 70- 63
F 10 Arizona	L 67- 69 +
F 17 * Washington State	L 52- 53
F 19 * Washington	W 73- 71
F 23 California	L 62- 74
F 24 Stanford	W 80- 77
M 3 * Oregon State	W 45- 44

*Home Games
#Far West Classic
+Overtime

YEAR-BY-YEAR

1979-80 (10-17)
H: 6-8, A: 3-7, N: 1-2
Pac-10: 5-13
Jim Haney

N 30	* San Francisco State	W 72- 66
D 1	* Cal State Los Angeles	W 93- 67
D 4	* UC Davis	W 99- 69
D 6	Detroit	L 59- 71
D 15	* Louisiana-Lafayette	L 59- 64
D 18	* Humboldt State	W 85- 62
D 22	* Oregon State (NR/19)	L 66- 75
D 27	# North Carolina-Charlotte	L 64- 69
D 28	* Texas Tech	W 75- 72
D 29	# Idaho	L 69- 72 +
J 5	* UCLA (NR/16)	L 62- 76
J 7	* USC	L 66- 83
J 10	Arizona State	L 77- 103
J 12	Arizona	W 90- 73
J 17	* Washington	L 46- 58
J 19	* Washington State	L 52- 62
J 24	California	L 71- 80
J 26	Stanford	W 77- 73
F 2	UCLA	L 76- 90
F 4	USC	W 82- 81
F 7	* Arizona	W 76- 62
F 9	* Arizona State (NR/19)	L 65- 88
F 14	Washington State	L 65- 70
F 16	Washington	L 65- 70
F 21	* Stanford	L 59- 60
F 23	* California	W 75- 67
M 1	Oregon State (NR/6)	L 55- 67

*Home Games
#Far West Classic
+Overtime

1980-81 (13-14)
H: 9-5, A: 2-8, N: 2-1
Pac-10: 6-12
Jim Haney

N 29	* Chico State	W 74- 44
D 2	* Nicholls State	W 73- 65
D 6	* Cal State Northridge	W 89- 70
D 9	Rhode Island	L 66- 67
D 13	* Boise State	W 99- 67
D 22	* Pacific Lutheran	W 93- 69
D 26	# Cal State Fullerton	W 82- 78 +
D 28	# Drake	W 75- 73
D 29	# Oregon State (NR/4)	L 57- 67
J 3	Arizona	L 70- 73
J 5	Arizona State (NR/13)	L 64- 104
J 10	* Stanford	L 76- 82
J 12	* California	W 87- 80
J 17	Oregon State (NR/1)	L 55- 82
J 22	Washington	L 91- 102
J 24	Washington State	W 70- 66
J 29	* USC	W 74- 67
J 31	* UCLA (NR/10)	L 69- 75
F 6	Stanford	L 79- 80
F 7	California	L 77- 85
F 12	* Oregon State (NR/2)	L 61- 78
F 20	* Washington State	W 82- 67
F 21	* Washington	L 68- 70
F 27	UCLA (NR/13)	L 75- 98
F 28	USC	W 81- 78
M 5	* Arizona State (NR/15)	L 77- 78
M 7	* Arizona	W 79- 75

*Home Games
#Far West Classic
+Overtime

1981-82 (9-18)
H: 6-8, A: 1-9, N: 2-1
Pac-10: 4-14
Jim Haney

N 28	* UC Irvine	L 84- 90
D 1	* UC Riverside	W 100- 89
D 5	* St. Martin's	W 73- 56
D 7	* Rhode Island	W 95- 94
D 12	San Diego State	L 74- 87
D 19	* Richmond	L 64- 65
D 26	# Wisconsin	W 85- 82
D 28	# Portland	W 69- 68
D 29	# Idaho	L 62- 81
J 2	* Arizona	W 97- 88
J 3	* Arizona State	W 82- 65
J 8	California	L 81- 91
J 9	Stanford	L 88- 97
J 16	* Oregon State (NR/15)	L 61- 76
J 23	* Washington State	W 60- 56
J 25	* Washington	L 70- 76
J 29	USC	L 91- 107
J 30	UCLA	L 61- 84
F 5	* Stanford	L 75- 79 +
F 6	* California	L 60- 70
F 13	Oregon State (NR/6)	L 51- 94
F 20	Washington	W 82- 78
F 22	Washington State	L 76- 69
F 26	* USC	L 68- 80
F 27	* UCLA (NR/20)	L 66- 88
M 5	Arizona State	L 62- 80
M 6	Arizona	L 78- 96

*Home Games
#Far West Classic
+Overtime

1982-83 (9-18)
H: 5-7, A: 2-10, N: 2-1
Pac-10: 5-13
Jim Haney

N 26	* UC San Diego	W 63- 46
N 29	UC Irvine	L 44- 46
D 4	Richmond	L 53- 66
D 6	Rutgers	L 42- 53
D 11	* San Diego State	L 47- 49
D 18	* St. Olaf	W 72- 39
D 26	# Montana State	W 64- 55
D 28	# Idaho	L 53- 56
D 29	# Lamar	W 50- 41
J 6	* California	W 69- 67 +
J 8	* Stanford	L 74- 80
J 13	UCLA (NR/5)	L 69- 97
J 15	USC	L 54- 62
J 22	* Washington State	L 51- 54
J 24	* Washington	W 52- 47
J 29	Arizona State	L 52- 54
J 31	Arizona	W 86- 84
F 5	Oregon State	L 46- 63
F 10	* UCLA (NR/5)	L 56- 67
F 12	* USC	L 55- 65
F 17	Washington State	L 45- 48
F 19	Washington	L 66- 79
F 24	* Arizona	W 63- 57 +
F 26	* Arizona State	L 80- 81 +
M 5	* Oregon State	L 60- 62
M 10	Stanford	W 67- 66
M 12	California	L 63- 75

*Home Games
#Far West Classic
+Overtime



Don Monson

1983-84 (16-13)
H: 9-4, A: 5-8, N: 2-1
Pac-10: 11-7
Don Monson

N 29	Pacific	W 73- 55
D 2	Colorado	L 59- 61
D 3	Minnesota	L 49- 65
D 10	* Wichita State (NR/14)	W 75- 60
D 17	* Puget Sound	W 72- 58
D 21	Brigham Young	L 78- 79
D 28	# Cornell	W 72- 50
D 29	# Gonzaga	W 72- 53
D 30	# Oregon State (NR/19)	L 59- 63 +
J 5	California	L 54- 55
J 7	Stanford	W 79- 78
J 11	* Notre Dame	L 54- 66
J 12	* USC	W 80- 49
J 14	* UCLA (NR/6)	W 62- 51
J 19	Washington	L 53- 60
J 21	Washington State	W 64- 60
J 26	* Arizona	W 69- 55
J 28	* Arizona State	W 80- 69
F 2	* Oregon State	L 66- 70
F 9	UCLA	W 87- 83 +
F 11	USC	W 52- 47
F 16	* Washington State	W 78- 73
F 18	* Washington (NR/15)	L 58- 79
F 23	Arizona	L 67- 75 +
F 25	Arizona State	L 56- 60
M 3	Oregon State (NR/20)	L 23- 29
M 8	* Stanford	W 91- 71
M 10	* California	W 45- 44
M 15	* Santa Clara	L 53- 66

*Home Games
#Far West Classic
%National Invitation Tournament First Round, Eugene, Ore.
+Overtime

1984-85 (15-16)
H: 7-5, A: 5-8, N: 3-3
Pac-10: 8-10
Don Monson

N 23	! Alaska-Anchorage	W 61- 54
N 24	! Kansas (NR/19)	L 49- 66
N 25	! Illinois (NR/2)	L 72- 75
N 29	* Montana	W 58- 57
D 3	Wichita State	L 58- 63
D 6	St. Martin's	W 66- 42
D 8	* Colorado	W 79- 60
D 15	* Minnesota	L 53- 57
D 21	Wyoming	L 58- 60
D 22	New Mexico State	W 55- 51
D 27	# Davidson	W 55- 50
D 29	* California	L 68- 70
D 30	# Fresno State	W 63- 60
J 3	* USC	L 59- 63
J 5	UCLA	L 59- 67
J 9	Oregon State (NR/16)	L 54- 59 ++
J 17	Washington State	W 74- 72
J 19	Washington	L 62- 88
J 24	* Arizona State	W 81- 72
J 26	* Arizona	L 54- 73
J 31	Stanford	W 61- 54
F 2	California	L 37- 50
F 9	* Oregon State	L 51- 53
F 14	* Washington	W 70- 66
F 16	* Washington State	W 84- 82
F 21	Arizona	W 43- 40
F 23	Arizona State	L 64- 65
F 28	* California	W 70- 53
M 2	* Stanford	W 68- 61
M 7	USC	L 62- 65
M 9	* UCLA	L 69- 72

*Home Games
!Great Alaska Shootout
#Far West Classic
++Double Overtime

1985-86 (11-17)
H: 8-5, A: 2-10, N: 1-2
Pac-10: 6-12
Don Monson

N 29	* Rutgers	W 78- 59
N 30	* Pacific	W 74- 52
D 2	Texas Tech	L 68- 69
D 4	Northern Arizona	L 61- 66
D 9	Notre Dame (NR/10)	L 63- 72
D 14	* Wyoming	W 81- 59
D 21	* Brigham Young	W 72- 69
D 27	# Boston University	L 56- 67
D 28	# Tampa	L 61- 72
D 29	# Tennessee Tech	W 91- 60
J 2	UCLA	L 65- 71
J 5	USC	L 60- 75
J 11	* Oregon State	L 56- 63
J 13	Stanford	W 83- 69
J 16	* Washington	L 56- 61
J 19	* Washington State	L 59- 60
J 23	Arizona State	L 58- 76
J 25	Arizona	L 68- 85
J 31	* Stanford	L 69- 73 +
F 2	* California	W 65- 55
F 8	Oregon State	W 60- 47
F 14	Washington State	L 71- 75
F 16	Washington	L 67- 73
F 20	* Arizona	L 59- 65
F 23	* Arizona State	W 89- 65
F 27	California	L 55- 64
M 6	* USC	W 76- 63
M 8	* UCLA	W 80- 65

*Home Games
#Far West Classic
+Overtime



YEAR-BY-YEAR

1986-87 (16-14)
H: 10-3, A: 2-9, N: 4-2
Pac-10: 8-10
Don Monson

N 30	Montana	W	92- 86
D 1	Nebraska	L	60- 76
D 3	* Idaho State	L	57- 62
D 6	* Weber State	W	75- 57
D 9	* Lamar	W	58- 47
D 13	* Seattle Pacific	W	85- 68
D 21	Stanford	L	71- 73
D 23	California	L	67- 78
D 26	# Louisiana-Lafayette	W	78- 73
D 28	# San Jose State	W	69- 64
D 29	# Louisiana Tech	L	50- 57
J 2	* Arizona State	W	77- 69
J 3	* Arizona	W	55- 54 +
J 10	Oregon State	L	63- 71
J 15	UCLA	L	59- 64
J 17	USC	L	56- 60
J 22	* Washington	W	77- 67
J 24	* Washington State	W	60- 55
J 29	* California	W	86- 73
F 1	* Stanford	W	68- 55
F 5	Arizona	L	53- 68
F 7	Arizona State	W	70- 62
F 12	* Oregon State	L	63- 64
F 19	* USC	W	57- 55
F 22	* UCLA	L	71- 102
F 26	Washington	L	74- 81 +
F 28	Washington State	L	65- 79
M 5	§ USC	W	51- 49
M 6	§ Arizona	W	72- 63
M 7	§ Washington	L	56- 70

*Home Games
#Far West Classic
\$Pac-10 Tournament, Los Angeles, Calif.
+Overtime

1987-88 (16-14)
H: 10-4, A: 4-8, N: 2-2
Pac-10: 10-8
Don Monson

N 28	* Portland	W	81- 70
D 1	* Central Michigan	W	82- 67
D 5	Purdue (NR/11)	L	62- 88
D 8	Lamar	L	53- 75
D 12	* Nebraska	L	62- 67
D 19	* Puget Sound	W	88- 65
D 27	# Northern Arizona	W	74- 48
D 28	# Oklahoma State	W	68- 55
D 29	# Oregon State	L	51- 62
J 7	USC	W	52- 40
J 10	UCLA	L	60- 65
J 14	* Arizona State	W	86- 84
J 16	* Arizona (NR/1)	L	54- 70
J 21	Washington State	W	67- 46
J 24	Washington	L	63- 75
J 28	* California	L	74- 77
J 30	* Stanford	W	80- 66
F 4	* UCLA	L	71- 76
F 6	* USC	W	74- 62
F 11	Arizona (NR/3)	L	57- 89
F 13	Arizona State	W	87- 82 +
F 18	* Washington	W	69- 64
F 21	* Washington State	W	73- 66
F 25	Stanford	L	61- 84
F 27	California	W	62- 56
M 3	Oregon State	L	47- 59
M 5	* Oregon State	W	62- 61
M 11	^ Stanford	L	67- 88
M 17%	* Santa Clara	W	81- 65
M 22	§ New Mexico	L	59- 78

*Home Games
#Far West Classic
^Pac-10 Tournament, Tucson, Ariz.
%National Invitation Tournament First Round, Eugene, Ore.
§National Invitation Tournament Second Round, Albuquerque, N.M.
+Overtime

1988-89 (8-21)
H: 4-8, A: 2-10, N: 2-3
Pac-10: 3-15
Don Monson

N 26	Wisconsin	L	47- 74
D 1	* Whitworth	W	93- 67
D 6	Portland	W	72- 64
D 9	^ Boston University	W	76- 71
D 10	^ Hawaii	L	70- 74
D 20	* UC Santa Barbara	L	64- 77
D 23	* Purdue	W	62- 59
D 27	# Chicago State	W	80- 75
D 29	# Clemson	L	61- 74
D 30	# Michigan State	L	61- 76
J 5	* UCLA (NR/15)	L	66- 97
J 7	* USC	W	64- 62
J 12	Arizona State	L	70- 72
J 14	Arizona (NR/18)	L	71- 95
J 19	* Washington State	W	67- 49
J 21	* Washington	L	70- 71
J 26	Stanford	L	53- 75
J 28	California	L	62- 80
F 2	UCLA (NR/16)	L	74- 80
F 4	USC	W	70- 68
F 9	* Arizona (NR/22)	L	57- 78
F 11	* Arizona State	L	94- 98
F 16	Washington	L	69- 78
F 18	Washington State	L	54- 60
F 23	* Stanford	L	50- 54
F 26	* California	L	74- 78
M 2	* Oregon State (NR/16)	L	69- 73
M 5	Oregon State (NR/16)	L	79- 98
M 9	§ Washington State	L	56- 78

*Home Games
^Early Season Tournament, Honolulu
#Far West Classic
\$Pac-10 Tournament, Los Angeles, Calif.

1989-90 (15-14)
H: 10-2, A: 3-10, N: 2-2
Pac-10: 10-8
Don Monson

N 26	Arkansas (NR/9)	L	75- 102
N 30	* Arizona (NR/2)	W	68- 63
D 2	* Arizona State	W	63- 61
D 5	Alabama-Birmingham	L	69- 79
D 7	* Utah	W	73- 66
D 9	* Portland	W	82- 81
D 16	* Nevada	W	80- 72
D 19	UC Santa Barbara	L	54- 70
D 28	# Northeastern	W	77- 74
D 29	# Illinois State	W	81- 79
D 30	# Oregon State (NR/23)	L	68- 71
J 5	California	L	72- 95
J 7	Stanford	L	66- 58
J 13	* Oregon State (NR/22)	L	67- 69
J 18	* Washington	W	65- 64
J 21	* Washington State	W	82- 68
J 25	UCLA (NR/23)	L	62- 79
J 27	USC	W	66- 65
F 1	* Stanford	W	62- 61
F 4	* California	L	78- 79
F 11	Oregon State (NR/18)	L	55- 57
F 15	Washington State	W	71- 66
F 17	Washington	W	58- 53
F 22	* UCLA	W	105- 99
F 25	* USC	W	96- 79
M 1	Arizona (NR/23)	L	58- 84
M 3	Arizona State	L	71- 75
M 9	§ UCLA	L	76- 94
M 16	% New Mexico	L	78- 89

*Home Games
#Far West Classic
\$Pac-10 Tournament, Tempe, Ariz.
%National Invitation Tournament First Round, Albuquerque, N.M.

1990-91 (13-15)
H: 10-4, A: 2-11, N: 1-0
Pac-10: 8-10
Don Monson

N 24	* Wisconsin	L	70- 72
D 1	Missouri (NR/23)	L	58- 65
D 4	* Alabama-Birmingham	W	98- 71
D 6	Utah	L	81- 95
D 8	Portland	W	68- 61
D 15	Nevada	L	66- 73
D 20	* Montana	W	85- 76
D 22	* Arkansas (NR/2)	L	68- 71
D 28	* Western Michigan	W	73- 64
D 29	@ Oregon State	W	78- 71
J 3	* California	W	73- 67
J 6	* Stanford	W	81- 77 +
J 12	Oregon State	L	76- 84
J 17	Washington	L	86- 88
J 19	Washington State	L	79- 82
J 24	* USC	W	86- 84
J 26	* UCLA (NR/11)	L	83- 90
J 31	Stanford	L	75- 86
F 3	California	W	74- 71
F 6	* Oregon State	W	83- 66
F 14	* Washington State	W	75- 69
F 16	* Washington	W	67- 64
F 21	UCLA (NR/17)	L	83- 100
F 23	USC	L	71- 84
F 28	* Arizona State	L	84- 99
M 2	* Arizona (NR/7)	W	62- 58
M 7	Arizona State	L	84- 87 +
M 9	Arizona (NR/9)	L	65- 107

*Home Games
@Portland, Ore.
+Overtime

1991-92 (6-21)
H: 5-8, A: 0-10, N: 1-3
Pac-10: 2-16
Don Monson

N 22	Montana	L	39- 78
D 5	* Fresno State	W	71- 63
D 7	* Cal Poly Pomona	W	83- 69
D 13	& Louisiana-Monroe	L	59- 61
D 15	& East Tennessee State	W	98- 83
D 20	* Oral Roberts	W	105- 73
D 27	# Minnesota	L	64- 89
D 28	# LaSalle	L	75- 105
J 4	* Missouri (NR/13)	L	58- 79
J 9	* California	W	67- 57
J 11	* Stanford	L	57- 78
J 16	UCLA (NR/12)	L	71- 99
J 18	USC	L	56- 85
J 23	* Washington State	L	55- 90
J 25	* Washington	L	71- 72
J 30	Arizona (NR/9)	L	53- 104
F 1	Arizona State	L	62- 71
F 8	* Oregon State	W	64- 63
F 13	* USC (NR/15)	L	68- 69
F 15	* UCLA (NR/13)	L	65- 84
F 20	Washington	L	55- 71
F 22	Washington State	L	82- 97
F 27	* Arizona (NR/5)	L	56- 104
M 1	Arizona State	L	48- 58
M 7	Oregon State	L	54- 62
M 12	Stanford	L	47- 70
M 14	California	L	76- 87

*Home Games
&Daiwa Ball, Tokyo
#Far West Classic



Jerry Green

1992-93 (10-20)
H: 8-6, A: 1-11, N: 1-3
Pac-10: 3-15
Jerry Green

N 26	! Alaska-Anchorage	W	96- 73
N 27	! New Mexico State	L	75- 86
N 28	! Vanderbilt	L	81- 83
D 3	Fresno State	L	78- 80
D 5	Pacific	L	68- 80
D 9	* Alaska Fairbanks	W	97- 77
D 12	* Idaho	W	80- 61
D 19	* Missouri-St. Louis	W	101- 68
D 21	* Pacific Lutheran	W	83- 72
D 28	# Brigham Young (NR/25)	W	76- 70
D 29	# Ohio State	L	75- 79
J 4	* Hartford	W	71- 69
J 7	California	L	65- 82
J 9	Stanford	L	66- 71
J 14	* UCLA (NR/16)	L	87- 99
J 16	* USC	L	58- 69
J 21	Washington State	L	79- 95
J 23	Washington	L	53- 70
J 28	* Arizona	L	60- 92
J 30	* Arizona State	L	84- 99
F 6	Oregon State	L	75- 83
F 11	USC	L	67- 73
F 14	UCLA (NR/20)	L	90- 97
F 18	* Washington	W	85- 70
F 20	* Washington State	W	62- 60
F 25	Arizona State	L	88- 103
F 27	Arizona (NR/4)	L	68- 99
M 6	* Oregon State	L	48- 54
M 11	* Stanford	W	84- 73
M 13	* California	L	76- 79

*Home Games
!Great Alaska Shootout
#Far West Classic

YEAR-BY-YEAR

1993-94 (10-17)
H: 6-7, A: 3-9, N: 1-1
Pac-10: 6-12
Jerry Green

N 26	* Humboldt State	W	90- 67
D 4	* Pacific	L	69- 75
D 12	Idaho	L	66- 78
D 14	* Santa Clara	L	67- 75
D 18	Wisconsin-Green Bay	L	46- 66
D 27	# Portland	W	75- 72
D 28	# Oregon State	L	75- 79
D 30	St. Mary's	W	76- 70
J 3	* Alaska-Fairbanks	W	100- 71
J 6	UCLA (NR/6)	L	73- 89
J 8	USC	L	69- 77
J 15	* Oregon State	W	74- 64
J 20	* Washington State	L	85- 95
J 22	* Washington	W	61- 60
J 27	Arizona (NR/13)	L	86- 98
J 29	Arizona State	L	78- 84
F 3	* Stanford	L	67- 69
F 5	* California	L	61- 81
F 12	Oregon State	L	91- 101 +
F 17	Washington	W	86- 71
F 19	Washington State	W	98- 87
F 24	* Arizona State	W	87- 80
F 26	* Arizona (NR/9)	L	71- 75
M 3	California (NR/23)	L	73- 82
M 5	Stanford	L	76- 84
M 10	* USC	L	75- 84
M 12	* UCLA (NR/15)	W	80- 79
*Home Games			
#Far West Classic			
+Overtime			

1994-95 (19-9)
H: 11-3, A: 6-5, N: 2-1
Pac-10: 11-7
Jerry Green

N 26	* Wisconsin-Green Bay	W	96- 71
D 3	* Seattle Pacific	W	93- 77
D 10	* Idaho	W	82- 55
D 13	Santa Clara	L	83- 88
D 17	Saint Mary's	W	74- 64
D 19	* Seattle	W	97- 84
D 27	* George Washington	W	77- 72 +
D 28	# Notre Dame	W	73- 69
D 31	* Montana	W	102- 97 ++
J 5	* UCLA (NR/2)	W	82- 72
J 7	* USC	W	95- 83
J 14	Oregon State (25/NR)	W	96- 83
J 19	Washington State (17/NR)	L	78- 83
J 21	Washington (17/NR)	W	92- 83
J 26	* Arizona (18/12)	L	89- 97
J 28	* Arizona State (18/13)	L	76- 79
F 4	Stanford (22/17)	L	87- 92
F 6	California (22/NR)	W	94- 86
F 11	* Oregon State (22/NR)	W	107- 86
F 16	* Washington (19/NR)	W	88- 63
F 18	* Washington State (19/NR)	L	59- 76
F 23	Arizona State (NR/15)	W	73- 72
F 25	Arizona (NR/13)	L	76- 97
M 2	* California	W	95- 82
M 4	* Stanford (NR/22)	W	89- 80
M 9	USC (25/NR)	W	81- 77
M 11	UCLA (25/1)	L	78- 94
M 16	¢ Texas	L	73- 90
*Home Games			
#Far West Classic			
CNCAA West First Round, Salt Lake City, Utah			
+Overtime			
++Double Overtime			

1995-96 (16-13)
H: 8-5, A: 6-6, N: 2-2
Pac-10: 9-9
Jerry Green

N 24	^ Hawaii-Hilo	W	115- 81
N 25	^ vs. Nebraska	L	106- 114 +
N 26	^ vs. Wichita State	W	74- 64
N 30	* West Florida	W	106- 66
D 2	* Alaska-Fairbanks	W	105- 63
D 13	* Wisconsin-Green Bay	L	71- 81 +
D 16	Fresno State	L	82- 83
D 20	* Boise State	W	65- 54
D 22	Montana	W	66- 64
D 29	# Nebraska	L	76- 99
D 30	# Oregon State	W	75- 50
J 7	* Oregon State	W	70- 59
J 11	* Washington State	W	70- 63
J 13	* Washington	L	69- 72
J 18	Stanford	L	74- 94
J 20	California	L	72- 97 =
J 25	* Arizona State	L	73- 74
J 27	* Arizona (NR/14)	L	65- 70
F 1	UCLA (NR/19)	L	78- 85
F 3	USC	W	99- 78
F 8	Washington	W	55- 52
F 10	Washington State	L	65- 70
F 15	* California	W	60- 58
F 17	* Stanford (NR/12)	W	64- 62
F 22	Arizona (NR/13)	L	63- 81
F 24	Arizona State	W	81- 70
F 29	* USC	W	80- 60
M 2	* UCLA (NR/17)	L	71- 77
M 9	Oregon State	W	62- 46
*Home Games			
^Big Island Invitational			
#Far West Classic			
+Overtime			
=Later forfeited by California			

1996-97 (17-11)
H: 9-3, A: 6-8, N: 2-0
Pac-10: 8-10
Jerry Green

N 26	* San Diego State	W	91- 66
N 30	Wisconsin-Green Bay	W	67- 58
D 4	Portland State	W	85- 66
D 7	* Fresno State (NR/13)	W	87- 75
D 14	* Cleveland State	W	88- 65
D 16	Nevada	W	99- 79
D 20	Boise State	W	61- 58
D 27	# Temple (24/NR)	W	82- 62
D 28	# Oregon State (24/NR)	W	64- 62
J 4	Oregon State (20/NR)	W	91- 69
J 9	Washington State (17/NR)	L	76- 81
J 11	Washington (17/NR)	L	77- 78
J 16	* Stanford (24/15)	L	69- 72 +
J 18	* California (24/NR)	L	62- 73
J 23	Arizona State	W	76- 51
J 25	Arizona (NR/11)	L	66- 88
J 30	* UCLA (NR/21)	W	87- 85 +
F 1	* USC	L	69- 79
F 6	* Washington	W	69- 59
F 8	* Washington State	W	93- 82
F 13	California	L	66- 73
F 15	Stanford	L	61- 83
F 20	* Arizona (NR/13)	W	78- 72
F 22	* Arizona State	W	85- 77
F 27	USC	L	69- 72
M 1	UCLA	L	67- 74
M 8	* Oregon State	W	88- 73
M 12	% Hawaii	L	61- 71
*Home Games			
#Far West Classic			
%National Invitation Tournament First Round, Honolulu, Hawaii			
+Overtime			



Ernie Kent

1997-98 (13-14)
H: 10-5; A: 3-9; N: 0-0
Pac-10: 8-10
Ernie Kent

N 21	Brigham Young	W	74- 67
N 25	* Portland State	L	54- 56
N 29	* Santa Clara	L	58- 67
D 2	San Diego State	L	68- 80
D 6	* Nevada	W	86- 69
D 3	* Loyola Marymount	W	78- 73
D 18	* Stephen F. Austin	W	88- 64
D 22	Vanderbilt	L	58- 69
D 28	* Southern Illinois	W	67- 66
J 3	* California	W	66- 59
J 5	* Stanford (NR/7)	L	67- 89
J 8	USC	L	59- 63
J 10	UCLA (NR/10)	L	66- 68
J 15	* Washington	L	71- 81
J 17	* Washington State	W	71- 62
J 22	Arizona (NR/6)	L	57- 87
J 24	Arizona State	L	51- 67
J 31	* Oregon State	W	74- 67
F 5	* UCLA (NR/6)	W	97- 81
F 7	* USC	W	73- 61
F 12	Washington State	W	64- 63
F 14	Washington	L	61- 62
F 19	* Arizona State	W	97- 73
F 21	* Arizona (NR/3)	L	66- 81
F 28	Oregon State	W	50- 48
M 5	Stanford (NR/11)	L	67- 95
M 7	California	L	71- 75
*Home Games			

1998-99 (19-13)
H: 11-5, A: 7-6, N: 1-2
Pac-10: 8-10
Ernie Kent

N 15	* Coppin State	W	77- 62
N 28	Southern Illinois	W	70- 64
N 30	Minnesota	L	61- 72
D 5	* Brigham Young	W	93- 62
D 12	* Portland State	W	73- 62
D 14	Santa Clara	W	80- 65
D 19	* Alcorn State	W	78- 68
D 22	< Vanderbilt	W	90- 70
D 28	* St. Martin's	W	87- 67
J 2	California	W	71- 69 +
J 4	Stanford (NR/5)	L	59- 77
J 7	* USC	L	84- 85
J 9	* UCLA (NR/8)	L	63- 65
J 14	Washington State	W	87- 83 3+
J 16	Washington	L	76- 86 +
J 21	* Arizona (NR/9)	L	83- 85
J 23	* Arizona State	L	60- 64
J 30	Oregon State	L	45- 48
F 4	UCLA (NR/9)	L	77- 79
F 6	USC	W	60- 55
F 11	* Washington State	W	77- 64
F 13	* Washington	W	94- 81
F 18	Arizona State	W	76- 75
F 20	Arizona (NR/8)	L	66- 92
F 27	* Oregon State	W	73- 68
M 4	* Stanford (NR/6)	L	61- 73
M 6	* California	W	93- 82
M 10	% Georgia Tech	W	67- 64
M 15	% Wyoming	W	93- 72
M 17	^ Texas Christian	W	77- 68
M 23	California\$	L	69- 85
M 25	Xavier\$	L	75- 106
*Home Games			
<Portland Jam at Rose Garden, Portland, Ore.			
%National Invitation Tournament First and Second Rounds, Eugene, Ore.			
^ National Invitational Tournament Quarterfinal, Fort Worth, Texas			
\$National Invitation Tournament Final Four, New York City, N.Y.			
+Overtime			
3+Triple Overtime			

1999-00 (22-8)
H: 11-3, A: 8-4, N: 3-1
Pac-10: 13-5
Ernie Kent

N 23	Illinois-Chicago	W	65- 58
N 30	* Portland	W	74- 62
D 3	Portland State	W	91- 87
D 11	* Cal State Northridge	L	77- 79
D 14	* Denver	W	101- 53
D 18	< Minnesota	W	82- 75
D 22	* Northern Arizona	W	91- 54
D 28	& Wake Forest (NR/19)	W	67- 66
D 29	& Gonzaga	W	70- 64
D 30	& Hawaii	L	63- 66
J 4	* St. Martin's	W	94- 52
J 8	Oregon State	W	67- 49
J 13	* California	W	83- 68
J 15	* Stanford (NR/13)	L	71- 85
J 20	Washington	W	76- 74 +
J 22	Washington State	W	81- 80 +
J 27	* USC (NR/23)	W	68- 67
J 29	* UCLA	W	73- 58
F 3	Arizona (23/9)	L	71- 77
F 5	Arizona State (23/NR)	W	86- 73
F 10	Stanford (24/2)	L	61- 76
F 12	California (24/NR)	W	64- 60
F 17	* Washington State	W	70- 53
F 19	* Washington	L	58- 67
F 24	UCLA	L	69- 75
F 26	USC	W	80- 77
M 2	* Arizona State	W	76- 74
M 4	* Arizona (NR/3)	W	86- 81
M 11	* Oregon State	W	83- 65
M 17	¢ Seton Hall	L	71- 72 +
*Home Games			
<Portland Jam at Rose Garden, Portland, Ore.			
&Outrigger Hotel Rainbow Classic			
CNCAA East First Round, Buffalo, N.Y.			
+Overtime			



YEAR-BY-YEAR

2000-01 (14-14)
H: 8-6, A: 5-7, N: 1-1
Pac-10: 5-13
Ernie Kent

N 17 *	Mississippi Valley State	W	85-70
N 21	Denver	W	99-90
N 25 *	Portland State	W	84-66
N 28 *	Portland	W	66-60
D 2 <	Massachusetts	W	91-76
D 12 *	Illinois-Chicago	W	110-87
D 16 \$	Auburn	L	97-101 +
D 18	Northern Arizona	W	72-70 +
D 26 *	South Carolina State	W	82-60
D 30	Louisville	W	88-65
J 6 *	Oregon State	W	84-66
J 11	California	L	62-78
J 13	Stanford (NR/1)	L	76-100
J 18 *	Washington	L	71-72 +
J 20 *	Washington State	W	81-66
J 25	USC (NR/25)	L	74-78
J 27	UCLA	L	88-98
F 1 *	Arizona (NR/7)	W	79-67
F 4 *	Arizona State	L	72-99
F 8 *	Stanford (NR/2)	L	62-69
F 10 *	California	L	56-65
F 15	Washington State	L	62-63
F 17	Washington	W	85-73
F 22 *	UCLA (NR/15)	L	73-88
F 24 *	USC	L	80-87 +
M 1	Arizona State	L	74-86
M 3	Arizona (NR/9)	L	65-104
M 10	Oregon State	W	69-60

*Home Games
<Portland Jam at Rose Garden, Portland, Ore.
\$Las Vegas Showdown, Las Vegas, Nev.
+Overtime

2001-02 (26-9)
H: 16-0, A: 5-6, N: 5-3
Pac-10: 14-4
Ernie Kent

N 15 *\$	Alabama State	W	92-52
N 16 *\$	Western Michigan	W	91-48
N 17 *\$	Long Beach State	W	97-67
N 24 <	Louisville	W	90-63
N 27 @	Massachusetts	L	58-62
D 2	Portland	L	78-79
D 10	Minnesota	L	72-75
D 14 *	Pepperdine	W	88-64
D 16 *	Northern Arizona	W	86-51
D 20 *	Arizona State	W	103-90
D 22 *	Arizona (NR/11)	W	105-75
D 27 *	Morris Brown	W	96-50
J 4	Arizona (NR/15)	W	90-80
J 6	Arizona State	L	88-95
J 10 *	California	W	76-72
J 12 *	Stanford (NR/14)	W	87-79
J 15 *	Willamette (23/NR)	W	71-48
J 19	Oregon State (23/NR)	W	63-51
J 24	Washington (19/NR)	L	92-97
J 26	Washington State (19/NR)	W	94-86
J 31 *	UCLA (NR/13)	W	91-62
F 2 *	USC (NR/23)	W	73-69
F 7	Stanford (13/20)	L	87-90 +
F 9	California (13/NR)	L	103-107 ++
F 16 *	Oregon State (17/NR)	W	91-62
F 21 *	Washington State (15/NR)	W	115-77
F 23 *	Washington (15/NR)	W	90-84
F 28	USC (13/19)	W	67-65
M 2	UCLA (13/NR)	W	65-62
M 7 ^	Washington (9/NR)	W	86-64
M 8 ^	USC (9/22)	L	78-89
M 14 c	Montana (11/NR)	W	81-62
M 16 c	Wake Forest (11/NR)	W	92-87
M 22 =	Texas (11/NR)	W	72-70
M 24 =	Kansas (11/2)	L	86-104

*Home Games
\$America's Youth Classic, Eugene, Ore.
<Portland Jam at Rose Garden, Portland, Ore.
@Springfield, Mass.
^Pac-10 Tournament, Los Angeles, Calif.
CNCAA Midwest First and Second Rounds, Sacramento, Calif.
=NCAA Midwest Regional, Madison, Wis.
+Overtime
++Double Overtime

2002-03 (23-10)
H: 14-2, A: 5-6, N: 4-2
Pac-10: 10-8
Ernie Kent

N 24 *\$	Grambling State (10/NR)	W	97-52
N 25 *\$	Cal State Northridge (10/NR)	W	86-77
N 30 *	Pacific (10/NR)	W	88-69
D 4 *	Portland (7/NR)	W	96-66
D 7 <	Kansas (7/14)	W	84-78
D 14	Pepperdine (5/NR)	W	105-90
D 17 @	Cincinnati (5/NR)	L	52-77
D 20 *	Florida A&M (5/NR)	W	107-66
D 22 *	Minnesota (5/25)	W	90-81
D 28 *	UC Riverside (11/NR)	W	108-67
J 2 *	Arizona (9/4)	L	72-81
J 4 *	Arizona State (9/NR)	W	94-73
J 9	California (12/NR)	L	72-88
J 11	Stanford (12/NR)	L	57-81
J 15	Portland State (22/NR)	W	69-63
J 18 *	Oregon State (22/NR)	W	79-68
J 23 *	Washington (23/NR)	W	91-66
J 25 *	Washington State (23/NR)	W	76-66
J 30	UCLA (22/NR)	W	96-91 +
F 2	USC (22/NR)	L	76-91
F 6 *	Stanford (NR/25)	W	79-64
F 8 *	California	L	75-86
F 15	Oregon State	W	80-63
F 20	Washington State	W	89-70
F 22	Washington	L	66-78
F 27 *	USC	W	79-66
M 1 *	UCLA	W	79-48
M 6	Arizona State	L	77-91
M 8	Arizona (NR/1)	L	80-88
M 13 ^	Arizona State	W	83-82
M 14 ^	UCLA	W	75-74
M 15 ^	USC	W	74-66
M 21 c	Utah	L	58-60

*Home Games
\$John Thompson Foundation Challenge, Eugene, Ore.
<Portland Jam at Rose Garden, Portland, Ore.
@Jimmy V Classic, East Rutherford, N.J.
^Pac-10 Tournament, Los Angeles, Calif.
cNCAA Midwest First Round, Nashville, Tenn.
+Overtime

2003-04 (18-13)
H: 11-3, A: 5-6, N: 2-4
Pac-10: 9-9
Ernie Kent

N 21 *	Fresno State	W	80-67
D 2 *	Portland State	W	62-55
D 6 <	Marshall	W	90-61
D 13 &	Kansas (NR/5)	L	67-77
D 17 *	Santa Clara	W	94-71
D 20 #	Alabama	L	86-87
D 22	Portland	W	88-70
J 2	USC	W	92-74
J 4	UCLA	L	74-81
J 10	Oregon State	L	81-90
J 15 *	Washington	W	84-74
J 17 *	Washington State	W	60-45
J 22	Arizona State	W	83-76
J 25	Arizona (NR/14)	L	66-90
J 29 *	California	W	68-56
J 31 *	Stanford (NR/2)	L	80-83
F 7 *	Oregon State	W	81-74
F 12	Washington	L	74-83
F 14	Washington State	W	67-62 +
F 19 *	Arizona (NR/14)	L	87-100
F 21 *	Arizona State	L	75-86
F 26	California	L	81-85 +
F 28	Stanford (NR/1)	L	55-76
M 4 *	USC	W	75-70
M 6 *	UCLA	W	60-59
M 11 ^	California	W	87-82
M 12 ^	Stanford (NR/2)	L	63-70
M 17 *%	Colorado	W	77-72 +
M 23 *%	George Mason	W	68-54
M 25 \$	Notre Dame	W	65-61
M 30 ?	Michigan	L	53-78

*Home Games
<Portland Jam at Rose Garden, Portland, Ore.
&Kansas City, Kan.
#Las Vegas Showdown, Las Vegas, Nev.
^Pac-10 Tournament, Los Angeles, Calif.
%National Invitation Tournament First and Second Rounds, Eugene, Ore.
\$National Invitation Tournament Third Round, South Bend, Ind.
?National Invitation Tournament Final Four, New York, N.Y.
+Overtime

2004-05 (14-13)
H: 9-5, A: 3-7, N: 2-1
Pac-10: 6-12
Ernie Kent

N 19 *	Idaho State	W	77-51
N 22 *	New Mexico	W	79-75
N 27 #	Marshall	W	89-69
D 4 <	Vanderbilt	W	76-65
D 11 &	Illinois (NR/1)	L	66-83
D 14 *	Bethune-Cookman	W	73-65
D 18	Fresno State	W	83-82
D 22 *	Winthrop	W	71-56
D 28 *	Portland	W	92-67
D 31 *	USC	W	90-83
J 2 *	UCLA	L	62-70
J 8 *	Oregon State	W	73-64
J 13	Washington (NR/14)	L	56-77
J 15	Washington State	W	55-52
J 20 *	Arizona (NR/13)	L	66-74
J 22 *	Arizona State	L	51-64
J 27	California	L	62-65
J 29	Stanford	L	69-88
F 5	Oregon State	L	72-76
F 10 *	Washington (NR/11)	L	88-95 +
F 12 *	Washington State	W	69-66
F 17	Arizona (NR/10)	L	67-92
F 19	Arizona State	L	56-66
F 24 *	California	W	63-58
F 26 *	Stanford	L	56-58
M 3	USC	W	94-87 +
M 5	UCLA	L	61-73

*Home Games
#Charleston, W.Va.
<Portland Jam at Rose Garden, Portland, Ore.
&Chicago, Ill.
+Overtime

2005-06 (15-18)
H: 10-7, A: 3-9, N: 2-2
Pac-10: 7-11
Ernie Kent

N 20 *\$	Savannah State	W	83-23
N 21 *\$	Bowie State	W	80-55
N 22 *\$	Pacific	W	84-62
N 26 *	Rice	W	84-60
N 30	Vanderbilt	L	75-76
D 3 *\$	Georgetown	L	57-71
D 10 <	Illinois (NR/11)	L	59-89
D 13 *	Santa Clara	W	75-66
D 17	New Mexico	L	61-68
D 20 *	Howard	W	91-55
D 22	Portland	L	72-80
D 27 *	Portland State	L	52-54
D 31 *	Oregon State	W	70-64
J 5	California	L	66-77
J 7	Stanford	L	62-64
J 12 *	Arizona State	W	67-53
J 14 *	Arizona (NR/24)	W	73-68
J 19	Washington State	W	52-50
J 21	Washington (NR/10)	L	59-78
J 26 *	UCLA (NR/17)	L	49-56
J 28 *	USC	L	78-84
F 2 *	Stanford	L	56-57
F 4 *	California	L	60-62
F 9	Arizona	L	68-70
F 11	Arizona State	W	98-87
F 16 *	Washington (NR/20)	L	72-75
F 18 *	Washington State	W	67-37
F 23	USC	W	73-61
F 26	UCLA (NR/19)	L	53-70
M 4	Oregon State	L	62-65
M 8 ^	Washington State	W	66-55
M 9 ^	Washington (NR/12)	W	84-73
M 10 ^	California	L	87-91 ++

*Home Games
\$Hispanic College Fund Classic, Eugene, Ore.
<Portland Jam at Rose Garden, Portland, Ore.
^Pac-10 Tournament, Los Angeles, Calif.
++Double Overtime

2006-07 (29-8)
H: 16-2, A: 6-5, N: 7-1
Pac-10: 11-7
Ernie Kent

N 10 *\$	Lehigh	W	77-65
N 11 *\$	Cal State Northridge	W	84-73
N 12 *\$	Portland State	W	116-68
N 17 *	UC Irvine	W	85-42
N 20	Rice	W	79-73 +
N 29	Georgetown (NR/18)	W	57-50
D 9 <	Nebraska	W	68-56
D 11 *	Bethune-Cookman (22/NR)	W	92-64
D 15 *	Eastern Washington (22/NR)	W	100-74
D 17 *	Idaho State (22/NR)	W	84-55
D 23 *	Mercer (21/NR)	W	84-64
D 28 *	Portland (20/NR)	W	76-49
D 31	Oregon State (20/NR)	W	76-73
J 4 *	USC (16/NR)	L	82-84
J 6 *	UCLA (16/1)	W	68-66
J 11	Arizona State (15/NR)	W	60-55
J 14	Arizona (15/10)	W	79-77
J 18 *	Stanford (9/NR)	W	66-59
J 20 *	California (9/NR)	W	92-84
J 25	Washington (7/NR)	L	77-89
J 27	Washington State (7/20)	W	77-74 +
F 1	UCLA (9/5)	L	57-69
F 3	USC (9/NR)	L	68-71
F 8 *	Arizona State (13/NR)	W	55-51
F 10 *	Arizona (13/24)	L	74-77
F 15	California (15/NR)	L	61-63
F 17	Stanford (15/NR)	L	69-88
F 22 *	Washington State (23/9)	W	64-59
F 24 *	Washington (23/NR)	W	93-85
M 3 *	Oregon State (17/NR)	W	70-49
M 8 ^	Arizona (16/NR)	W	69-60
M 9 ^	California (16/NR)	W	81-63
M 10 ^	USC (16/NR)	W	81-57
M 16 c	Miami (Ohio) (10/NR)	W	58-56
M 18 c	Winthrop (10/22)	W	75-61
M 23 =	Nevada-Las Vegas (10/19)	W	76-72
M 25 =	Florida (10/3)	L	77-85

*Home Games
\$Basketball Travelers Classic, Eugene, Ore.
<Portland Jam at Rose Garden, Portland, Ore.
^Pac-10 Tournament, Los Angeles, Calif.
cNCAA Midwest First and Second Rounds, Spokane, Wash.
=NCAA Midwest Regional, St. Louis, Mo.
+Overtime

2007-08 (18-14)
H: 12-3, A: 5-7, N: 1-4
Pac-10: 9-9
Ernie Kent

N 10 *\$	Pepperdine (12/NR)	W	100-70
N 11 *\$	Pacific (12/NR)	W	80-64
N 12 *\$	Western Michigan (11/NR)	W	97-88
N 17	Portland (11/NR)	W	85-61
N 20	Saint Mary's (12/NR)	L	87-99
N 24 *	San Francisco (12/NR)	W	110-79
N 29	Kansas State (17/25)	W	80-77 +
D 8 <	Utah (19/NR)	W	75-64
D 11 *	Sacramento State (16/NR)	W	93-66
D 15 &	Nebraska (16/NR)	L	79-88 +
D 22 #	Oakland St. Mary's	L	62-68
D 28 *	Mount St. Mary's	W	81-73
J 3	Arizona State	L	54-62
J 5	Arizona (NR/21)	W	84-74
J 10 *	California	W	79-70
J 13 *	Stanford (NR/23)	W	71-66
J 17	Washington	L	70-78
J 20	Washington State (NR/8)	L	60-69
J 24 *	UCLA (NR/8)	L	75-80
J 26 *	USC	L	86-95 +
F 2 *	Oregon State	W	79-63
F 7	Stanford (NR/9)	L	43-72
F 9	California	W	92-70
F 14 *	Washington	W	71-58
F 16 *	Washington State (NR/21)	L	53-62
F 21	USC	L	75-81
F 23	UCLA (NR/6)	L	65-75
M 2	Oregon State	W	80-68
M 6 *	Arizona State	W	67-61
M 8 *	Arizona	W	78-69
M 13 ^	Washington State (NR/21)	L	70-75
M 21 c	Mississippi State	L	69-76

*Home Games
\$World Vision Invitational, Eugene, Ore.
&Omaha, Neb.
#Auburn Hills, Mich.
<Portland Jam at Rose Garden, Portland, Ore.
^Pac-10 Tournament, Los Angeles, Calif.
cNCAA Midwest First Round, North Little Rock, Ark.
+Overtime

YEAR-BY-YEAR

2008-09 (8-23)
H: 6-9, A: 1-10, N: 1-4
Pac-10: 2-16
Ernie Kent

N 14 *	Northern Colorado	W	66-64
N 17 *	Oakland	L	79-82 +
N 21 *	UC Irvine	W	84-77
N 24 #	Alabama	W	92-69
N 25 #	North Carolina (NR/1)	L	69-98
N 26 #	Texas (NR/6)	L	57-70
D 3	Utah	L	81-95
D 7 *	Kansas State	W	75-70
D 13 <	San Diego	L	57-64
D 17 *	Saint Mary's	L	73-78
D 20 *	Portland	W	79-76 +
D 29 *	Long Beach State	W	86-74
J 2 *	USC	L	62-83
J 4 *	UCLA (NR/12)	L	74-83
J 8	Arizona	L	52-67
J 10	Arizona State (NR/20)	L	58-76
J 15 *	Washington	L	67-84
J 17 *	Washington State	L	62-74
J 22	Stanford	L	55-77
J 24	California	L	69-76
J 31	Oregon State	L	54-57
F 5 *	Arizona State (NR/24)	L	57-66
F 7 *	Arizona	L	77-87
F 12	Washington State	L	38-67
F 14	Washington (NR/24)	L	84-103
F 19 *	California	L	60-78
F 21 *	Stanford	W	68-60
M 1 *	Oregon State	W	79-69
M 5	USC	L	66-80
M 7	UCLA (NR/20)	L	68-94
M 11 ^	Washington State	L	40-62

*Home Games
#EA SPORTS Maui Invitational, Lahaina, Hawaii
<Portland Jam at Rose Garden, Portland, Ore.
^Pac-10 Tournament, Los Angeles, Calif.
+Overtime

2009-10 (16-16)
H: 13-8, A: 2-7, N: 1-1
Pac-10: 7-11
Ernie Kent

N 13 #	Winston-Salem State	W	94-43
N 14 #	UC Davis	W	95-64
N 15 #	Colorado State	W	68-53
N 21	Portland State	L	81-88
N 23 *	Montana	L	55-68
N 28 *	Montana State	W	89-66
D 5	Missouri	L	69-106
D 12 *	Saint Mary's	L	76-81
D 16 *	Mississippi Valley State	W	79-51
D 19 *	Oakland	W	72-60
D 22 *	Idaho State	W	77-71
D 28 *	Arkansas-Pine Bluff	W	73-53
D 31	Washington State	W	91-89 ++
J 2	Washington (NR/17)	W	90-79
J 10 *	Oregon State	L	57-64
J 14 *	Arizona State	L	57-76
J 16 *	Arizona	L	60-74
J 21	California	L	57-89
J 23	Stanford	L	69-84
J 28 *	UCLA	W	71-66 +
J 30 *	USC	W	67-57
F 6	Oregon State	L	42-62
F 11	Arizona	L	57-70
F 13	Arizona State	L	51-61
F 18 *	Stanford	L	65-72
F 20 *	California	L	49-64
F 25	USC	W	54-44
F 27	UCLA	W	70-68
M 4 *	Washington	L	72-86
M 6 *	Washington State	W	74-66
M 10 ^	Washington State	W	82-80 +
M 11 ^	California	L	74-90

*Home Games
#BTI Tip-Off Tournament, Eugene, Ore.
^Pac-10 Tournament, Los Angeles, Calif.
+Overtime
++ Double Overtime



Dana Altman

2010-11 (21-18)
H: 16-8, A: 3-8, N: 2-2
Pac-10: 7-11
Dana Altman

N 12 #	North Dakota State	W	97-92 +
N 13 #	Denver	W	68-56
N 14 #	UC Santa Barbara	W	72-70
N 20 *	San Jose State	L	72-75
N 23 *	Texas Southern	W	75-52
N 27 %	Duke (NR/1)	L	71-98
D 02 *	Missouri (NR/9)	L	80-83
D 05 *	Portland State	W	68-49
D 11 *	Willamette	W	100-67
D 13 *	Jacksonville State	W	74-56
D 17	Virginia	L	48-63
D 20 *	Idaho	L	65-69
D 31 *	Arizona	L	57-76
J 01 *	Arizona State	L	55-60
J 06	Washington (NR/20)	L	69-87
J 08	Washington State	L	63-77
J 13 *	USC	W	68-62
J 15 *	UCLA	L	59-67
J 22	Oregon State	W	63-59
J 27	Stanford	W	67-59
J 29	California	L	77-85
F 03 *	Washington State	W	69-43
F 05 *	Washington (NR/23)	W	81-76
F 10	UCLA	L	54-64
F 12	USC	W	61-51
F 19 *	Oregon State	W	82-63
F 24 *	California	L	71-81
F 26 *	Stanford	L	71-88
M 03	Arizona State	L	53-73
M 05	Arizona (NR/18)	L	82-90
M 09 ^	Arizona State	W	76-69
M 10 ^	UCLA	W	76-59
M 11 ^	Washington	L	51-69
M 16 !	Weber State	W	68-59
M 21 !	Duquesne	W	77-75
M 23 !	Boise State	W	79-71
M 28 !	Creighton	L	76-84
M 30 !	Creighton	W	71-58
4 01 !	Creighton	W	71-69

*Home Games
#BTI Invitational, Eugene, Ore.
% Played at Rose Garden Arena, Portland, Ore.
^Pac-10 Tournament, Los Angeles, Calif.
!College Basketball Invitational
+Overtime

2011-12 (24-10)
H: 17-3, A: 7-5, N: 0-2
Pac-12: 13-5
Dana Altman

N 11	Vanderbilt (NR/7)	L	64-78
N 17 *	Eastern Washington	W	73-65
N 20 *	Southeast Missouri State	W	86-61
N 23	Nebraska	W	83-76
N 29 *	Texas-El Paso	W	64-59
D 3 #	Brigham Young	L	65-79
D 10 *	Fresno State	W	74-70
D 12 *	Portland State	W	79-70
D 18 *	Virginia	L	54-67
D 20 *\$	North Carolina Central	W	58-45
D 21 *\$	Prairie View A&M	W	74-66
D 22 *\$	Stephen F. Austin	W	55-45
D 29 %	Washington State	W	92-75
D 31	Washington	L	60-76

J 5 *	Stanford	W	78-67
J 8 *	California	L	60-77
J 12	Arizona State	W	67-58
J 14	Arizona	W	59-57
J 19 *	USC	W	65-62
J 21 *	UCLA	W	75-68
J 29 *	Oregon State	L	71-76
F 2	Utah	W	79-68
F 4	Colorado	L	71-72
F 9 *	Washington	W	82-57
F 11 *	Washington State	W	78-69
F 16	California	L	83-86
F 19	Stanford	W	68-64
F 26	Oregon State	W	74-73
M 1 *	Colorado	W	90-81
M 3 *	Utah	W	94-48
M 8 ^	Colorado	L	62-63
M 13 ?	Louisiana State	W	96-76
M 18 ?	Iowa	W	108-97
M 20 &	Washington	L	86-90

*Home Games
#Played at EnergySolutions Arena, Salt Lake City
\$Global Sports Hoops Showcase, Eugene, Ore.
% Played in Spokane Arena, Spokane, Wash.
^Pac-12 Tournament, Los Angeles, Calif.
?National Invitation Tournament First and Second Rounds, Eugene, Ore.
& National Invitation Tournament Quarterfinal, Seattle, Wash.
+Overtime

2012-13 (28-9)
H: 17-2, A: 6-5, N: 5-2
Pac-12: 12-6
Dana Altman

N 10 *\$	Northern Arizona	W	83-73
N 12 *	Portland State	W	80-69
N 16 *	Vanderbilt	W	74-48
N 19 *\$	Jacksonville State	W	67-45
N 23 %	Nevada-Las Vegas (NR/18)	W	83-79
N 24 %	Cincinnati (NR/22)	L	66-77
N 29 *	Texas-San Antonio	W	95-78
D 1 *	Arkansas-Pine Bluff	W	80-59
D 8 *	Idaho State	W	87-35
D 15 *	Nebraska	W	60-38
D 19	Texas-El Paso	L	84-91 3+
D 22 *	Houston Baptist	W	91-50
D 31 *	Nevada	W	56-43
J 6	Oregon State	W	79-66
J 10 *	Arizona (NR/4)	W	70-66
J 13 *	Arizona State	W	68-65
J 17	USC (21/NR)	W	76-74
J 19	UCLA (21/24)	W	76-67
J 23 *	Washington State (16/NR)	W	68-51
J 26 *	Washington (16/NR)	W	81-76
J 30	Stanford (10/NR)	L	52-76
F 2	California (10/NR)	L	54-58
F 7 *	Colorado (19/NR)	L	47-48
F 9 *	Utah (19/NR)	W	73-64
F 13	Washington (23/NR)	W	65-52
F 16	Washington State (23/NR)	W	79-77 +
F 21 *	California (23/NR)	L	46-48
F 23 *	Stanford (23/NR)	W	77-66
F 28 *	Oregon State (24/NR)	W	85-75
M 7	Colorado (19/NR)	L	53-76
M 9	Utah (19/NR)	L	62-72
M 14 ^	Washington	W	80-77 +
M 15 ^	Utah	W	64-45
M 16 ^	UCLA (NR/21)	W	78-69
M 21 c	Oklahoma State (25/17)	W	68-55
M 23 c	Saint Louis (25/17)	W	74-57
M 29 =	Louisville (25/2)	L	69-77

*Home Games
\$Global Sports Classic, Eugene, Ore.
% Global Sports Classic, Las Vegas, Nev.
^Pac-12 Tournament, Las Vegas, Nev.
c NCAA Midwest Second and Third Rounds, San Jose, Calif.
= NCAA Midwest Regional, Indianapolis, Ind.
+Overtime
3+ Triple Overtime

2013-14 (24-10)
H: 15-3, A: 5-5, N: 4-2
Pac-12: 10-8
Dana Altman

N 8 \$	Georgetown (19/NR)	W	82-75
N 13 *	Western Carolina (18/NR)	W	107-83
N 19 *	Utah Valley (17/NR)	W	69-54
N 24 *	San Francisco (17/NR)	W	100-82

N 29 %	Pacific (14/NR)	W	85-62
N 30 %	North Dakota (14/NR)	W	91-76
D 1 *%	Cal Poly (14/NR)	W	82-61
D 8	Mississippi (13/NR)	W	115-105 +
D 14 <	Illinois (15/NR)	W	71-64
D 17 *	UC Irvine (13/NR)	W	91-63
D 21 *	Brigham Young (13/NR)	W	100-96 +
D 29 *	Morgan State (12/NR)	W	97-76
J 2	Utah (10/NR)	W	70-68 +
J 5	Colorado (10/20)	L	91-100
J 9 *	California (17/NR)	L	83-96
J 12 *	Stanford (17/NR)	L	80-82
J 19	Oregon State	L	72-80
J 23	Washington	L	76-80
J 26	Washington State	W	71-44
J 30 *	UCLA	L	68-70
F 1 *	USC	W	78-66
F 6	Arizona (NR/2)	L	65-67
F 8	Arizona State	L	72-74
F 16 *	Oregon State	W	93-83
F 19 *	Washington	W	78-71
F 23 *	Washington State	W	67-53
F 27	UCLA	W	87-83 ++
M 1	USC	W	78-63
M 4 *	Arizona State	W	85-78
M 8 *	Arizona (NR/3)	W	64-57
M 12 ^	Oregon State	W	88-74
M 13 ^	UCLA	L	63-82
M 20 c	Brigham Young	W	87-68
M 22 c	Wisconsin (NR/12)	L	77-85

*Home Games
\$Armed Forces Challenge, Camp Humphreys, South Korea
% Global Sports Hardwood Challenge, Eugene, Ore.
< Moda Center, Portland, Ore.
^Pac-12 Tournament, Las Vegas, Nev.
c NCAA West Second and Third Rounds, Milwaukee, Wis.
+Overtime
++ Double Overtime

2014-15 (26-10)
H: 17-2, A: 5-4, N: 4-4
Pac-12: 13-5
Dana Altman

N 14 *	Coppin State	W	107-65
N 17 *\$	Detroit	W	83-66
N 21 *\$	Toledo	W	78-68
N 24 %	Michigan (NR/19)	L	63-70
N 25 %	Virginia Commonwealth (NR/14)	L	63-77
N 30 *	Portland State	W	81-59
D 3 *	Concordia	W	94-63
D 7 *	Mississippi	L	73-79
D 13 <	Illinois	W	77-70
D 17 *	Cal State Northridge	W	79-56
D 20 *	Delaware State	W	83-70
D 22 *	UC Santa Barbara	W	82-78 +
D 29 *	UC Irvine	W	69-67 +
J 1 *	Oregon State	W	71-59
J 8 *	Arizona (NR/7)	L	62-80
J 10 *	Arizona State	W	59-56
J 15	Washington State	L	99-108 +
J 18	Washington	W	77-85
J 22 *	USC	W	75-67
J 24 *	UCLA	W	82-64
J 28	Arizona (NR/6)	L	56-90
J 30	Arizona State	W	68-67 +
F 4 *	Washington	W	78-74
F 8 *	Washington State	W	95-72
F 11	USC	W	80-75
F 14	UCLA	L	63-72
F 18 *	Colorado	W	73-60
F 22 *	Utah (NR/10)	W	69-58
F 25	California	W	80-69
M 1	Stanford	W	73-70
M 4	Oregon State	W	65-62
M 12 ^	Colorado	W	93-85
M 13 ^	Utah (NR/17)	W	67-64
M 14 ^	Arizona (NR/5)	L	52-80
M 20 c	Oklahoma State	W	79-73
M 22 c	Wisconsin (NR/3)	L	65-72

*Home Games
\$Progressive Legends Classic, Eugene, Ore.
% Progressive Legends Classic, Barclays Center, Brooklyn, N.Y.
< United Center, Chicago, Ill.
^Pac-12 Tournament, Las Vegas, Nev.
c NCAA West Second and Third Rounds, Omaha, Neb.
+Overtime



COACHING HISTORY



Hall of Fame coach and basketball pioneer Howard Hobson (left, accepting portrait) celebrates the 1939 NCAA Championship with his "Tall Firs"

Coach	Year	W	L	Coach	Year	W	L
Charles Burden	1902-03	0	2	Howard Hobson	1935-36	20	11
2 Years: 0-6	1903-04	0	4	11 Years: 212-124	1936-37	20	9
.000				.631	1937-38	25	8
					1938-39	29	5
					1939-40	19	12
Walter Winslow	1905-06	0	5		1940-41	18	18
.000					1941-42	12	15
					1942-43	19	10
					1943-44	16	10
Charles Murphy	1907-08	8	9		1945-46	16	17
.471					1946-47	18	9
				John A. Warren	1944-45	30	15
Hugo Bezdek	1906-07	4	3	5 Years: 87-76	1947-48	18	11
4 Years: 17-35	1913-14	6	11	.534	1948-49	12	18
.327	1914-15	7	10		1949-50	9	19
	1916-17	0	11		1950-51	18	13
Bill Hayward	1909-10	1	5	Bill Borcher	1951-52	14	16
5 Years: 34-29	1910-11	9	4	5 Years: 69-68	1952-53	14	14
.540	1911-12	12	2	.504	1953-54	17	10
	1912-13	9	10		1954-55	13	13
	1917-18	3	8		1955-56	11	15
Dean Walker	1918-19	13	4	Steve Belko	1956-57	4	21
.765				15 Years: 179-211	1957-58	13	11
				.459	1958-59	9	16
					1959-60	19	10
Hollis Huntington	1919-20	8	9		1960-61	15	12
.471					1961-62	9	17
					1962-63	11	15
					1963-64	14	12
George Bohler	1920-21	15	5		1964-65	9	17
3 Years: 37-39	1921-22	7	24		1965-66	13	13
.487	1922-23	15	10		1966-67	9	17
					1967-68	7	19
					1968-69	13	13
					1969-70	17	9
					1970-71	17	9
W.J. Reinhart	1923-24	15	5	Dick Harter	1971-72	6	20
12 Years: 180-101	1924-25	15	5	7 Years: 112-82	1972-73	16	10
.641	1925-26	18	4	.577	1973-74	15	11
	1926-27	24	4		1974-75	21	9
	1927-28	18	3		1975-76	19	11
	1928-29	10	8		1976-77	19	10
	1929-30	14	12		1977-78	16	11
	1930-31	12	10				
	1931-32	13	11				
	1932-33	8	19				
	1933-34	17	8				
	1934-35	16	12				

Coach	Year	W	L
Jim Haney	1978-79	12	15
5 Years: 53-82	1979-80	10	17
.392	1980-81	13	14
	1981-82	9	18
	1982-83	9	18
Don Monson	1983-84	16	13
9 Years: 116-145	1984-85	15	16
.444	1985-86	11	17
	1986-87	16	14
	1987-88	16	14
	1988-89	8	21
	1989-90	15	14
	1990-91	13	15
	1991-92	6	21
Jerry Green	1992-93	10	20
5 Years: 72-70	1993-94	10	17
.507	1994-95	19	9
	1995-96	16	13
	1996-97	17	11
Ernie Kent	1997-98	13	14
13 Years: 235-173	1998-99	19	13
.576	1999-00	22	8
	2000-01	14	14
	2001-02	26	9
	2002-03	23	10
	2003-04	18	13
	2004-05	14	13
	2005-06	15	18
	2006-07	29	8
	2007-08	18	14
	2008-09	8	23
	2009-10	16	16



Dick Harter coached the "Kamikaze Kids" from 1972-78

Coach	Year	W	L
Dana Altman	2010-11	21	18
	2011-12	24	10
	2012-13	28	9
	2013-14	24	10
	2014-15	26	10
4 years: 123-57			
.683			
All-Time: 1555-1325			
(110 seasons)			
.540			



Don Monson coached future NBA players Terrell Brandon, Blair Rasmussen and Anthony Taylor during his 1984-92 tenure

NIT / CBI / CONFERENCE TOURNAMENTS



The 1974-75 team finished third in the NIT

POSTSEASON NIT

- 1975
Oregon 85, St. Peter's (N.J.) 79
Oregon 68, Oral Roberts 59
Princeton 58, Oregon 57
(National Semifinal)
Oregon 80, St. John's 76
(Third Place)
- 1976
UNC-Charlotte 79, Oregon 72
- 1977
Oregon 90, Oral Roberts 89
St. Bonaventure 76, Oregon 73
- 1984
Santa Clara 66, Oregon 53
- 1988
Oregon 81, Santa Clara 65
New Mexico 78, Oregon 59
- 1990
New Mexico 89, Oregon 78
- 1997
Hawaii 71, Oregon 61
- 1999
Oregon 67, Georgia Tech 64
Oregon 93, Wyoming 72
Oregon 77, Texas Christian 68
California 85, Oregon 69
(National Semifinal)
Xavier 106, Oregon 75
(Fourth Place)
- 2004
Oregon 77, Colorado 72, ot
Oregon 68, George Mason 54
Oregon 65, Notre Dame 61
Michigan 78, Oregon 53
(National Semifinal)
- 2012
Oregon 96, LSU 76
Oregon 108, Iowa 97
Washington 90, Oregon 86

POSTSEASON CBI

- 2011
Oregon 68, Weber State 59
Oregon 77, Duquesne 75
Oregon 79, Boise State 71
Creighton 84, Oregon 76
Oregon 71, Creighton 58
Oregon 71, Creighton 69
(Champions)

PACIFIC-10

- 1987
Oregon 51, USC 49
Oregon 72, Arizona 63
Washington 70, Oregon 56
(Semifinal)
- 1988
Stanford 88, Oregon 67
- 1989
Washington State 78, Oregon 56
- 1990
UCLA 94, Oregon 76
- 2002
Oregon 86, Washington 64
USC 89, Oregon 78
(Semifinal)
- 2003
Oregon 83, Arizona State 82
Oregon 75, UCLA 74
Oregon 74, USC 66
(Champions)
- 2004
Oregon 87, California 82
Stanford 70, Oregon 63
(Semifinal)
- 2006
Oregon 66, Washington State 55
Oregon 84, Washington 73
California 91, Oregon 87 (2OT)
(Semifinal)

- 2007
Oregon 69, Arizona 50
Oregon 81, California 63
Oregon 81, USC 57
(Champions)
- 2008
Washington State 75, Oregon 70
- 2009
Washington State 62, Oregon 40
- 2010
Oregon 82, Washington State 80
California 90, Oregon 74
- 2011
Oregon 76, Arizona State 69
Oregon 76, UCLA 59
Washington 69, Oregon 51
(Semifinal)

PACIFIC-12

- 2012
Colorado 63, Oregon 62
- 2013
Oregon 80, Washington 77 (OT)
Oregon 64, Utah 45
Oregon 78, UCLA 69
(Champions)
- 2014
Oregon 88, Oregon State 74
UCLA 82, Oregon 63
- 2015
Oregon 93, Colorado 85
Oregon 67, Utah 64
Arizona 80, Oregon 52
(Second Place)



The 2013 Pac-12 Champions



REGULAR SEASON TOURNAMENTS

ALL-COLLEGE

1958

Xavier 68, Oregon 57
Oregon 64, San Francisco 53
Oregon 67, Tulsa 65
(Fourth Place)

AMERICA'S YOUTH CLASSIC

2001

Oregon 92, Alabama State 52
Oregon 91, Western Michigan 48
Oregon 97, Long Beach State 67
(First Place)

BASKETBALL TRAVELERS CLASSIC

2006

Oregon 77, Lehigh 65
Oregon 84, Cal State Northridge 73
Oregon 116, Portland State 68
(First Place)

BIG ISLAND INVITATIONAL

1995

Oregon 115, Hawaii-Hilo 81
Nebraska 114, Oregon 106 (OT)
Oregon 74, Wichita State 64
(Third Place)

BLUEBONNET BOWL

1970

Oregon 94, Texas A&M 70
Houston 81, Oregon 68
(Second Place)

BTI INVITATIONAL

2010

Oregon 97, North Dakota State 92 (OT)
Oregon 68, Denver 56
Oregon 72, UC Santa Barbara 70
(First Place)

BTI TIP OFF TOURNAMENT

2009

Oregon 94, Winston-Salem State 43
Oregon 80, Pacific 64
Oregon 68, Colorado State 53
(First Place)

DAYTON CLASSIC

1977

Georgia Tech 64, Oregon 50
Oregon 91, San Diego State 89
(Third Place)

DAIWA BALL

1991

Northeast Louisiana 61, Oregon 59
Oregon 98, East Tennessee State 83
(First Place)

DEPAUL INVITATIONAL

1945

Indiana State 66, Oregon 48
Washington 44, Oregon 41

EARLY SEASON TOURNAMENT

1988

Oregon 76, Boston University 71
Hawaii 74, Oregon 70
(Second Place)

GREAT ALASKA SHOOTOUT

1984

Oregon 61, Alaska Anchorage 54
Kansas 66, Oregon 49
Illinois 75, Oregon 72

1992

Oregon 96, Alaska Anchorage 73
New Mexico State 86, Oregon 75
Vanderbilt 83, Oregon 81

GLOBAL SPORTS CHALLENGE

2012

Oregon 83, Northern Arizona 73
Oregon 67, Jacksonville State 45
Oregon 83, Nevada-Las Vegas 79
Cincinnati 77, Oregon 66
(Second Place)

GLOBAL SPORTS HARDWOOD SHOWCASE

2013

Oregon 85, Pacific 62
Oregon 91, North Dakota 76
Oregon 82, Cal Poly 61
(First Place)

GLOBAL SPORTS HOOPS

SHOWCASE

2011

Oregon 58, North Carolina Central 45
Oregon 74, Prairie View A&M 66
Oregon 55, Stephen F. Austin 45
(First Place)

HISPANIC COLLEGE FUND

CLASSIC

2005

Oregon 83, Savannah State 23
Oregon 80, Bowie State 55
Oregon 84, Pacific 62
(First Place)

INDIANA CLASSIC

1975

Virginia Tech 87, Oregon 60
Oregon 87, Georgia 74
(Third Place)

JAYHAWK CLASSIC

1973

Oregon 54, Princeton 53
Kansas 67, Oregon 49
(Second Place)

JOHN THOMPSON

FOUNDATION CHALLENGE

2003

Oregon 97, Grambling State 52
Oregon 86, Cal State Northridge 77
(First Place)

KENTUCKY INVITATIONAL

1972

Oregon 73, Colorado State 68
Kentucky 95, Oregon 68
(Second Place)

MAUI INVITATIONAL

2008

Oregon 92, Alabama 69
North Carolina 98, Oregon 69
Texas 70, Oregon 57

MONTANA STATE INVITATIONAL

1959

Montana State 81, Oregon 75
Oregon 67, San Francisco 58
(Third Place)

PCC INVITATIONAL

1948

Stanford 70, Oregon 62
Washington State 50, Oregon 37
Oregon 63, Washington 62

PROGRESSIVE LEGENDS CLASSIC

2014

Oregon 83, Detroit 66
Oregon 78, Toledo 68
Michigan 70, Oregon 63
Virginia Commonwealth 77, Oregon 63

RAINBOW CLASSIC

1999

Oregon 67, Wake Forest 66
Oregon 70, Gonzaga 74
Hawaii 66, Oregon 63
(Second Place)

SUN DEVIL CLASSIC

1976

Oregon 57, Wichita State 49
Oregon 57, Arizona State 47
(First Place)

STEEL BOWL CLASSIC

1974

Oregon 76, Penn State 40
Oregon 90, Duquesne 82
(First Place)

VANDERBILT TOURNAMENT

1967

Oregon 76, Wake Forest 58
Vanderbilt 70, Oregon 59
(Second Place)

WORLD VISION INVITATIONAL

2007

Oregon 100, Pepperdine 70
Oregon 80, Pacific 64
Oregon 97, Western Michigan 88
(First Place)

MISC. RECORDS

OREGON'S 100-POINT GAMES (39)

Points	Score	Opponent	Date
121	121-78 (W)	Portland	2-16-1970
116	116-77 (W)	Villanova	12-23-1974
116	116-68 (W)	Portland State	11-12-2006
115	115-81 (W)	Hawaii-Hilo	11-24-1995
115	115-77 (W)	Washington State	2-21-2002
115 (ot)	115-105 (W)	Mississippi	12-8-2013
110	110-87 (W)	Illinois-Chicago	12-12-2000
110	110-79 (W)	San Francisco	11-24-2007
108	108-67 (W)	UC Riverside	12-28-2002
108	108-97 (W)	Iowa	3-19-2012
107	107-68 (W)	Idaho State	12-7-1966
107	107-86 (W)	Oregon State	2-11-1995
107	107-66 (W)	Florida A&M	12-20-2002
107	107-83 (W)	Western Carolina	11-13-2013
107	107-65 (W)	Coppin State	11-14-2014
106 (ot)	106-114 (L)	Nebraska	11-25-1995
106	106-66 (W)	West Florida	11-30-1995
105	105-80 (W)	Gonzaga	2-15-1964
105	105-99 (W)	UCLA	2-22-1990
105	105-73 (W)	Oral Roberts	12-20-1991
105	105-63 (W)	Alaska-Fairbanks	12-2-1995
105	105-75 (W)	Arizona	12-22-2001
105	105-90 (W)	Pepperdine	12-14-2002
103	103-107 (L)	UCLA	2-8-1975
103	103-90 (W)	Arizona State	12-20-2001
103 (2ot)	103-107 (L)	California	2-9-2002
102 (5ot)	102-105 (L)	California	2-10-1977
102 (2ot)	102-97 (W)	Montana	12-31-1994
101	101-76 (W)	Washington	3-5-1971
101	101-68 (W)	Missouri-St. Louis	12-19-1992
101	101-53 (W)	Denver	12-14-1999
100	100-81 (W)	California	1-9-1971
100	100-89 (W)	UC Riverside	12-1-1981
100	100-71 (W)	Alaska-Fairbanks	1-3-1994
100	100-74 (W)	Eastern Washington	12-15-2006
100	100-70 (W)	Pepperdine	11-10-2007
100	100-67 (W)	Willamette	12-11-2010
100	100-82 (W)	San Francisco	11-24-2013
100 (ot)	100-96 (W)	Brigham Young	12-21-2013

OREGON'S 100-POINT ALLOWED GAMES (36)

Points	Score	Opponent	Date
119	78-119 (L)	UCLA	2-16-1968
114 (ot)	106-114 (L)	Nebraska	11-25-1995
109 (ot)	99-109 (L)	Washington State	1-15-2015
107	103-107 (L)	UCLA	2-8-1975
107	91-107 (L)	USC	1-29-1982
107	65-107 (L)	Arizona	3-9-1991
106	69-106 (L)	Missouri	12-5-2009
106	75-106 (L)	Xavier	3-25-1999
105 (5ot)	102-105 (L)	California	2-10-1977
105	75-105 (L)	LaSalle	12-28-1991
105 (ot)	115-105 (W)	Mississippi	12-8-2013
104	86-104 (L)	Kansas	3-24-2002
104	63-104 (L)	UCLA	2-10-1968
104	64-104 (L)	Arizona State	1-5-1981
104	53-104 (L)	Arizona	1-30-1992
104	56-104 (L)	Arizona	2-27-1992
104	65-104 (L)	Arizona	3-3-2001
103	73-106 (L)	North Carolina	12-3-1968
103	69-103 (L)	UCLA	2-22-1969
103	72-103 (L)	California	2-26-1971
103	77-103 (L)	Arizona State	1-10-1980
103	88-103 (L)	Arizona State	2-25-1993
103	84-103 (L)	Washington	2-14-2009
102	64-102 (L)	Indiana	12-30-1966
102	91-102 (L)	Washington	1-22-1981
102	71-102 (L)	UCLA	2-22-1987
102	75-102 (L)	Arkansas	11-26-1989
101	72-101 (L)	Louisville	12-20-1954
101 (ot)	91-101 (L)	Oregon State	2-12-1994
101 (ot)	97-101 (L)	Auburn	12-16-2000
100	66-100 (L)	UCLA	2-11-1967
100	84-100 (L)	Florida State	12-4-1969
100	83-100 (L)	UCLA	2-21-1991
100	76-100 (L)	Stanford	1-13-2001
100	87-100 (L)	Arizona	2-19-2004
100	91-100 (L)	Colorado	1-5-2014

OREGON'S LARGEST VICTORIES (50+ POINTS)

Margin	Score	Opponent	Date
74	91-17	Bruno Studios	12-28-1946
64	72-8	Redlands	12-31-1925
60	83-23	Savannah State	11-20-2005
59	66-7	Pacific (Ore.)	1-15-1926
58	83-25	Multnomah AC	12-2-1938
57	99-42	General Grocers	11-27-1946
56	68-12	Pacific (Ore.)	1-2-1932
56	63-7	Pacific (Ore.)	1-20-1911
51	66-15	Multnomah AC	2-16-1927
51	94-43	Winston-Salem State	11-13-2009
50	70-20	Waseda	2-1-1928

OREGON'S TOP 10 LARGEST LOSSES

Margin	Score	Opponent	Date
61	15-76	Washington	1-13-1922
51	53-104	Arizona	1-30-1992
48	56-104	Arizona	2-27-1992
43	51-94	Oregon State	2-13-1982
42	65-107	Arizona	3-9-1991
42	25-67	Washington	1-8-1944
41	63-104	UCLA	2-10-1968
41	78-119	UCLA	2-16-1968
39	65-104	Arizona	3-3-2001
39	39-78	Montana	11-22-1992



Aaron Brooks and the Ducks defeated Savannah State, 83-23, for a 60-point victory during the 2005-06 season.

MCARTHUR COURT

With over 1,000 games contested within its walls, anyone who played in McArthur Court will testify it's a special place. Picture a triple-decked, classically architected pavilion. From the outside, you heard the roar of the crowd.

Inside, it was packed to the roof with the deafening cheers of more than 9,000 boisterous fans. Overhead, three balconies vibrated to the sound of Oregon's pep band and rally squad and the scoreboard suspended over midcourt appeared to quiver. The atmosphere was electric.

That's what it was like playing in old McArthur Court, which was better known by players and visitors alike as "The Pit." Opponents cringed at the thought of playing in Mac Court. Fans speak of it with unmatched reverence.

Named after Clifton N. (Pat) McArthur, a student-athlete and the university's first student body president, Mac Court was one of the classic jewels of Oregon's athletic program. Visitors likened the fabled West Coast facility to the old Boston Garden in the east.

McArthur Court was once deemed as a Pac-10 visiting team's least favorite place to play. In 2001, The Sporting News named it the "best gym in America," and in 1995 Sports Illustrated listed it as one of the 12 toughest places in the country to play at the collegiate level. Students sat at court-side and the atmosphere just before the start of a game was tingling.

Oregon's fans are an integral part of the ambience. The Ducks ranked annually near the top of attendance figures in the conference and the



Oregon defeated Willamette 38-10 in the first game played at McArthur Court, Jan. 14, 1927.

setting was the favorite of the many television producers and announcers who covered games at Mac Court. The flavor was easy to capture for their audiences.

McArthur Court was built in 1926, with the first game staged January 14, 1927, when the Oregon men's basketball team beat Willamette 38-10, and has since undergone numerous modifications and upgrades.

The Associated Students of the University of Oregon decided to "tax ourselves to build what we want" and their desires included an indoor arena. McArthur Court was thus paid for out of a

\$15 fee imposed by the ASUO. During 1932, one of the worst depression years, the mortgage was burned in a public ceremony after the Court had been completely paid for.

The capacity was raised from its original 6,000 seats to 7,600 with a series of additions between 1934-1953 and another expansion in 1955 upped the capacity to 9,100.

Further renovations allowed for as many as 10,063 fans when the upper two balconies were expanded to encircle the arena, but recent alterations to the floor-level seating have dropped the capacity to its final total of 9,087.

MCARTHUR COURT RECORDS

TEAM

Scoring 116 vs. Villanova, 12-23-1974; vs. Portland State, 11-12-2006
 Scoring, One Half 68 vs. Portland State, 11-12-2006
 Scoring, Two Teams 210, UCLA (107) vs. Oregon (103), 2-8-1975
 Scoring, Two Teams, One Half 121, Oregon (61) vs. UCLA (60), 2-8-1975
 Field Goals Made 45, UCLA, 12-10-1968 (44, Oregon vs. Idaho, 12-7-1966)
 Field Goal Attempts 109 vs. Idaho, 2-14-1947
 Field Goal Percentage769, Stanford (30-39), 1-8-1983
 3-Point Field Goals Made 17 vs. Portland State, 11-12-2006
 3-Point Field Goal Attempts 41, Oral Roberts, 12-20-1991
 (38, Oregon vs. Arizona State, 2-21-2004)
 3-Point Field Goal Percentage857 (6-7) vs. Arizona State, 1-2-1987;
 vs. Washington, 1-22-1987
 Free Throws Made 35 vs. Arizona State, 12-20-2001
 Free Throw Attempts 54 vs. Washington, 2-10-2005
 Free Throw Percentage 1.000 vs. Washington State (19-19), 1-21-2003
 Rebounds 77 vs. Brigham Young, 1-28-1955
 Fouls 41, Cal State Northridge vs. Portland State, 11-10-2006
 (40, Oregon vs. Oregon State, 3-1-1947)
 Fouls, Two Teams 68, Oregon (36) vs. Washington (32), 2-28-1975;
 Cal State Northridge (41) vs. Portland State (27), 11-10-2006

INDIVIDUAL

Scoring 44, John Block, USC, 2-18-1966
 (42, Luke Jackson vs. Arizona, 2-19-2004)
 Field Goals Made 18, John Block, USC, 2-18-1966
 (17, Stan Love vs. California, 2-13-1970)
 Field Goal Attempts 33, Nick Jones vs. Washington, 1-13-1967
 3-Point Field Goals Made 10, Tajuan Porter vs. Portland State, 11-12-2006
 3-Point Field Goal Attempts 17, Kevin Franklin, Nevada, 12-16-1989
 (15, James Davis vs. Arizona State, 2-21-2004)
 Free Throws Made 18, Chuck Rask vs. Oregon State, 3-5-1960
 Free Throw Attempts 20, Brian Rison, Washington State, 1-19-1980
 (19, Max Anderson vs. Oregon State, 3-9-1957,
 and Chuck Rask vs. Oregon State, 3-5-1960)
 Rebounds 32, Jim Loscutoff vs. Brigham Young, 1-28-1955

(Oregon Best in Parentheses)



MCARTHUR COURT

MILESTONES AT MAC

Jan. 14, 1927	First game and first win at McArthur Court (Oregon 38, Willamette 10)
Feb. 22, 1927	First Civil War game at Mac Court (Oregon 34, Oregon State 25)
Feb. 26, 1938	Oregon defeats Oregon State 40-22 to cap perfect 16-0 home season
Jan. 7, 1939	Washington State defeats Oregon 39-34 to end the Ducks' school record 23-game Mac Court winning streak that began with a 31-29 defeat of Idaho Feb. 13, 1937
Feb. 24, 1939	Oregon defeats Oregon State 48-37 in final home game before going on to win the first NCAA Championship
Feb. 24, 1939	100th win at Mac Court (Oregon 48, Oregon State 37)
Dec. 29, 1947	Kansas becomes the first team from east of the Rocky Mountains to play at Mac Court (Oregon 66, Kansas 61)
Jan. 28, 1949	Long Island University (New York) becomes the first team from east of the Mississippi River to play at Mac Court (Long Island 68, Oregon 66)
Feb. 11, 1950	200th win at Mac Court (Oregon 61, Saint Mary's 53)
Jan. 28, 1955	Jim Loscutoff grabs a school-record 32 rebounds in an 82-71 win versus Brigham Young
Jan. 24, 1964	300th win at Mac Court (Oregon 71, Washington State 61)
Jan. 8, 1965	UCLA becomes the first No. 1 team to play at Mac Court (UCLA 91, Oregon 74)
Feb. 18, 1966	John Block of USC scores a Mac Court record 44 points in the Trojans' 82-67 win
Dec. 7, 1972	Ron Lee records the first triple-double in school history with 24 points, 12 rebounds and 11 assists in an 83-63 victory against Montana State
Feb. 16, 1974	Oregon stuns No. 1 UCLA 56-51 at Mac Court and gets national attention as center Gerald Willett graces Sports Illustrated's famous "Lost Weekend" cover
Dec. 23, 1974	Oregon scores a Mac Court record 116 points in a 116-77 win over Villanova
Dec. 9, 1976	400th win at Mac Court (Oregon 78, San Francisco State 51)
Jan. 8, 1983	Stanford sets a Pac-10 record by hitting 76.9 percent from the floor as a team (30-of-39) in an 80-74 victory over the Ducks
Dec. 23 1988	500th win at Mac Court (Oregon 62, Purdue 59)
March 2, 2000	Oregon scores six points in less than five seconds and comes from behind to stun Arizona State 76-74. Alex Scales hit a three-pointer that brought the Ducks with in one at 74-73 and then Darius Wright drained a 22-footer as time expired for the most remarkable finish in Mac Court history
March 4, 2000	600th win at Mac Court (Oregon 86, Arizona 81)
Dec. 22, 2001	Oregon defeats Arizona 105-75. It is the most points the Ducks have ever scored against the Wildcats
Jan. 15, 2002	Oregon defeats Willamette 71-48 in a game played to celebrate the 75th anniversary of Mac Court
Feb. 21, 2002	The Ducks defeat Washington State 115-77. The 115 points is the most Oregon has ever scored in a conference game
Feb. 23, 2002	Oregon defeats Washington 90-84 to complete a perfect 16-0 home season for just the second time in school history
Dec. 28, 2002	Oregon defeats UC Riverside 108-67 for its 23rd consecutive win at Mac, tying the school record set between 1937-39
Jan. 21, 2003	The Ducks set school and Mac Court records by making 19-of-19 free throw attempts in a 76-66 win against Washington State
Jan. 31, 2004	1,000th game at Mac (Stanford 83, Oregon 80)
Feb. 19, 2004	Luke Jackson scores 42 points -- an Oregon record at Mac -- in a loss to No. 14 Arizona
March 17, 2004	In one of the greatest individual performances all-time at Mac, Luke Jackson scores 40 points -- including 29 straight in the second half and overtime -- as Oregon overcomes an 18-point deficit to defeat Colorado 77-72 in the first round of the NIT
Nov. 12, 2006	Tajuan Porter sets school and Mac Court records by hitting 10 three-pointers against Portland State. His efforts help Oregon set school and Mac Court records with 17 threes versus the Vikings. The Ducks also tie the Court record with 116 points
Jan. 6, 2007	Oregon defeats No. 1 UCLA 68-66 on Aaron Brooks' jumper with :13 remaining
Dec. 11, 2007	700 win at Mac Court (Oregon 93, Sacramento State 66)
Dec. 13, 2010	733rd and final win at Mac Court (Oregon 74, Jacksonville State 56)
Jan. 1, 2011	Final game at Mac Court (Arizona State 60, Oregon 55)

MAC COURT RESULTS

Year	W	L
1926-27	8	3
1927-28	7	3
1928-29	4	4
1929-30	6	7
1930-31	4	5
1931-32	8	4
1932-33	2	8
1933-34	9	3
1934-35	10	4
1935-36	7	5
1936-37	9	4
1937-38	16	0
1938-39	12	1
1939-40	9	3
1940-41	8	5
1941-42	7	3
1942-43	11	4
1943-44	9	5
1944-45	13	6
1945-46	5	7
1946-47	10	4
1947-48	11	2
1948-49	8	8
1949-50	9	6
1950-51	9	4
1951-52	6	8
1952-53	8	6
1953-54	10	2
1954-55	7	5
1955-56	9	5
1956-57	3	8
1957-58	7	6
1958-59	6	7
1959-60	12	1
1960-61	9	3
1961-62	6	4
1962-63	4	9
1963-64	8	5
1964-65	5	7
1965-66	10	3
1966-67	3	7
1967-68	4	8
1968-69	6	5
1969-70	10	1
1970-71	10	3
1971-72	5	8
1972-73	10	2
1973-74	10	2
1974-75	10	3
1975-76	10	2
1976-77	10	2
1977-78	11	3
1978-79	8	5
1979-80	6	8
1980-81	9	5
1981-82	6	8
1982-83	5	7
1983-84	9	4
1984-85	7	5
1985-86	8	5
1986-87	10	3
1987-88	10	4
1988-89	4	8
1989-90	10	2
1990-91	10	4
1991-92	5	8
1992-93	8	6
1993-94	6	7
1994-95	11	3
1995-96	8	5
1996-97	9	3
1997-98	10	5
1998-99	11	5
1999-00	11	3
2000-01	8	6
2001-02	16	0
2002-03	14	2
2003-04	11	3
2004-05	9	5
2005-06	10	7
2006-07	16	2
2007-08	12	3
2008-09	6	9
2009-10	13	8
2010-11	7	6
Totals	733	397



SERIES HISTORIES

Air Force	2-2	Florida	0-1	Navy	0-0	Savannah State	1-0
Alabama	1-1	Florida A&M	1-0	Nebraska	6-7	Seattle	5-4
Alabama-Birmingham	0-2	Florida State	0-1	Nevada	6-1	Seattle Pacific	4-0
Alabama State	1-0	Fresno State	9-2	Nevada-Las Vegas	3-1	Seton Hall	0-1
Alaska-Anchorage	2-0	George Mason	1-0	New Mexico	2-6	South Carolina State	1-0
Alaska-Fairbanks	3-0	George Washington	1-0	New Mexico State	2-2	Southeast Missouri State	1-0
Alcorn State	1-0	Georgetown	2-1	New York, City College of	0-1	Southern Illinois	2-0
Arizona	26-49	Georgia	1-0	New York University	1-0	Southern Oregon	8-3
Arizona State	37-42	Georgia Tech	1-1	Niagara	1-0	Springfield	1-0
Arkansas	0-3	Gonzaga	19-3	Nicholls State	1-0	Stanford	49-91
Arkansas-Pine Bluff	2-0	Grambling State	2-0	North Carolina	0-4	Stephen F. Austin	2-0
Arkansas State	0-0	Hartford	1-0	North Carolina Central	1-0	Tampa	0-1
Auburn	0-1	Hawaii	5-5	North Dakota	1-0	Temple	4-1
Augustana (S.D.)	1-0	Hawaii-Hilo	1-0	North Dakota State	1-0	Tennessee	0-1
Baltimore	1-1	Houston	0-1	Northeastern	1-0	Tennessee Tech	1-0
Baylor	0-0	Houston Baptist	1-0	Northern Arizona	6-1	Texas	5-2
Bethune-Cookman	2-0	Howard	1-0	Northern Colorado	1-0	Texas A&M	1-0
Boise State	5-0	Humboldt State	1-0	Northwestern	2-0	Texas Christian	1-0
Boston University	1-1	Idaho	111-58	Notre Dame	2-2	Texas-El Paso	1-1
Bowie State	2-0	Idaho State	5-1	Oakland	1-2	Texas-San Antonio	1-0
Bowling Green	1-1	Illinois	2-4	Ohio State	1-3	Texas Southern	1-0
Bradley	1-1	Illinois-Chicago	2-0	Oklahoma	2-0	Texas Tech	2-1
Brigham Young	14-8	Illinois State	1-0	Oklahoma City	0-1	Toledo	1-0
British Columbia	9-0	Indiana	0-3	Oklahoma State	3-0	Tulsa	2-0
California	56-83	Indiana State	0-1	Oregon State	159-185	UCLA	32-86
UC Davis	4-0	Iowa	1-5	Pacific	7-2	USC	52-62
UC Irvine	5-2	Jackson State	0-0	Pacific (Ore.)	9-0	Utah	14-9
UC Riverside	2-0	Jacksonville State	2-0	Pacific Lutheran	2-0	Utah State	3-2
UC San Diego	1-0	Kansas	3-4	Penn State	1-0	Utah Valley	1-0
UC Santa Barbara	3-3	Kansas State	2-2	Pepperdine	4-1	Valparaiso	0-0
Cal Poly	1-0	Kentucky	0-1	Portland	49-9	Vanderbilt	3-5
Cal Poly Pomona	1-0	Lamar	2-1	Portland State	11-3	Vermont	2-0
Cal State Fullerton	3-0	LaSalle	0-1	Prairie View A&M	1-0	Villanova	1-1
Cal State Los Angeles	4-0	Lehigh	1-0	Princeton	1-1	Virginia	0-2
Cal State Northridge	4-1	Linfield	3-0	Providence	1-2	Virginia Commonwealth	0-1
Canisius	2-1	Long Beach State	2-0	Puget Sound	5-0	Virginia Tech	0-1
Central Michigan	1-0	Long Island	1-6	Purdue	1-2	Wake Forest	3-0
Central Washington	2-0	Louisiana-Lafayette	1-1	Redlands	1-0	Washington	110-189
Chaminade	0-0	Louisiana-Monroe	0-1	Rhode Island	1-1	Washington State	165-124
Charlotte	0-2	Louisiana State	1-0	Rice	3-1	Wayne State (Mich.)	1-2
Chicago State	1-0	Louisiana Tech	0-1	Richmond	0-2	Weber State	3-0
Chico State	3-0	Louisville	2-2	Rutgers	1-1	West Florida	1-0
Cincinnati	0-2	Loyola (Ill.)	0-1	Sacramento State	5-0	Western Carolina	1-0
Clemson	0-1	Loyola Marymount	2-0	St. Bonaventure	0-1	Western Illinois	1-1
Cleveland State	1-0	Marshall	2-0	St. James	1-0	Western Michigan	3-0
Colorado	5-8	Massachusetts	1-1	St. John's	1-1	Western Oregon	0-0
Colorado State	8-1	Mercer	1-0	Saint Joseph's	1-0	Western Washington	1-0
Columbia	2-2	Miami (Ohio.)	2-0	Saint Louis	2-0	Whitman	9-5
Concordia (Ore.)	1-0	Michigan	0-4	St. Martin's	4-0	Whitworth	1-0
Coppin State	2-0	Michigan State	2-1	Saint Mary's	7-4	Wichita State	5-3
Cornell	1-0	Minnesota	3-6	St. Olaf	1-0	Willamette	42-12
Creighton	3-1	Mississippi	1-1	St. Peter's	1-0	Winston-Salem State	1-0
Dartmouth	0-1	Mississippi State	0-1	San Diego	0-1	Winthrop	2-0
Davidson	1-0	Mississippi Valley State	2-0	San Diego State	3-3	Wisconsin	2-5
Dayton	0-1	Missouri	0-5	San Francisco	8-2	Wisconsin-Green Bay	2-2
Delaware State	1-0	Missouri-St. Louis	1-0	San Francisco State	2-0	Wyoming	4-10
Denver	6-1	Montana	22-5	San Jose State	12-2	Xavier	1-2
DePaul	0-2	Montana State	6-3	Santa Clara	7-6	Yale	1-0
Detroit	1-3	Morgan State	1-0				
Doane	1-0	Morris Brown	1-0				
Drake	2-0	Mount St. Mary's	1-0				
Duke	0-1						
Duquesne	2-3						
East Tennessee State	1-0						
Eastern Washington	2-0						

Bold indicates 2015-16 opponents

SERIES HISTORIES vs. DIVISION I CONFERENCES

America East Hartford 1-0 Vermont 2-0 Total 3-0	Big Ten Illinois 2-4 Indiana 0-3 Iowa 1-5 Michigan 0-4 Michigan State 2-1 Minnesota 3-6 Nebraska 6-7 Northwestern 2-0 Ohio State 1-3 Penn State 1-0 Purdue 1-2 Rutgers 1-1 Wisconsin 2-5 Total 22-41	Mid-American Bowling Green 1-1 Central Michigan 1-0 Miami (Ohio) 2-0 Western Michigan 3-0 Toledo 1-0 Total 8-1	Southeastern Alabama 1-1 Arkansas 0-3 Auburn 0-1 Florida 0-1 Georgia 1-0 Kentucky 0-1 Louisiana State 1-0 Mississippi 1-1 Mississippi State 0-1 Missouri 0-5 Tennessee 0-1 Texas A&M 1-0 Vanderbilt 3-5 Total 8-20
American Athletic Cincinnati 0-2 Houston 0-1 Temple 4-1 Tulsa 2-0 Total 6-4	Big 12 Kansas 3-4 Kansas State 2-2 Oklahoma 2-0 Oklahoma State 3-0 Texas 5-2 Texas Christian 1-0 Texas Tech 2-1 Total 18-9	Mid-Eastern Athletic Bethune-Cookman 2-0 Coppin State 2-0 Delaware State 1-0 Florida A&M 1-0 Howard 1-0 Morgan State 1-0 North Carolina Central 1-0 Savannah State 1-0 South Carolina State 1-0 Total 11-0	Southern East Tennessee State 1-0 Mercer 1-0 Western Carolina 1-0 Total 3-0
Atlantic Coast Clemson 0-1 Duke 0-1 Florida State 0-1 Georgia Tech 1-1 Louisville 2-2 North Carolina 0-4 Notre Dame 2-2 Virginia 0-2 Virginia Tech 0-1 Wake Forest 3-0 Total 8-15	Big West UC Davis 4-0 UC Irvine 5-2 UC Riverside 2-0 UC Santa Barbara 3-3 Cal Poly 1-0 Cal State Fullerton 3-0 Cal State Northridge 4-1 Hawaii 5-5 Long Beach State 2-0 Total 29-11	Missouri Valley Bradley 1-1 Drake 2-0 Illinois State 1-0 Indiana State 0-1 Loyola (Ill.) 0-1 Southern Illinois 2-0 Wichita State 5-3 Total 9-6	Southern East Tennessee State 1-0 Mercer 1-0 Western Carolina 1-0 Total 3-0
Atlantic 10 Davidson 1-0 Dayton 0-1 Duquesne 2-3 George Mason 1-0 George Washington 1-0 LaSalle 0-1 Massachusetts 1-1 Rhode Island 1-1 Richmond 0-2 St. Bonaventure 0-1 Saint Joseph's 1-0 Saint Louis 2-0 Virginia Commonwealth 0-1 Total 10-11	Colonial Athletic Association Northeastern 1-0 Total 1-0	Mountain West Air Force 2-2 Boise State 5-0 Colorado State 8-1 Fresno State 9-2 Nevada 6-1 Nevada-Las Vegas 3-1 New Mexico 2-6 San Diego State 3-3 San Jose State 12-2 Utah State 3-2 Wyoming 4-10 Total 57-30	Southland Houston Baptist 1-0 Lamar 2-1 Nicholls State 1-0 Stephen F. Austin 2-0 Total 6-1
Big East Creighton 3-1 DePaul 0-2 Georgetown 2-1 Providence 1-2 St. John's 1-1 Seton Hall 0-1 Villanova 1-1 Xavier 1-2 Total 9-11	Conference USA Alabama-Birmingham 0-2 Charlotte 0-2 Louisiana Tech 0-1 Marshall 2-0 Rice 3-1 Texas-El Paso 1-1 Texas-San Antonio 1-0 Total 7-7	Northeast Long Island 1-6 Mount St. Mary's 1-0 Total 2-6	Southwestern Athletic Alabama State 1-0 Alcorn State 1-0 Arkansas-Pine Bluff 2-0 Grambling State 2-0 Mississippi Valley State 2-0 Prairie View A&M 1-0 Texas Southern 1-0 Total 10-0
Big Sky Eastern Washington 2-0 Idaho 111-58 Idaho State 5-1 Montana 22-5 Montana State 6-3 North Dakota 1-0 Northern Arizona 6-1 Northern Colorado 1-0 Portland State 11-3 Sacramento State 5-0 Weber State 3-0 Total 173-71	Horizon League Cleveland State 1-0 Detroit 1-3 Illinois-Chicago 2-0 Oakland 1-2 Wisconsin-Green Bay 2-2 Total 7-7	Ohio Valley Jacksonville State 2-0 Southeast Missouri State 1-0 Tennessee Tech 1-0 Total 4-0	Summit League Denver 6-1 North Dakota State 1-0 Oral Roberts 3-0 Western Illinois 1-1 Total 11-2
Big South Winthrop 2-0 Total 2-0	Ivy League Columbia 2-2 Cornell 1-0 Dartmouth 0-1 Princeton 1-1 Yale 1-0 Total 5-4	Ohio Valley Tennessee Tech 1-0 Total 4-0	Sun Belt Louisiana-Lafayette 1-1 Louisiana-Monroe 0-1 Total 7-3
Metro Atlantic Athletic Canisius 2-1 Niagara 1-0 St. Peter's 1-0 Total 4-1	Pacific-12 Arizona 26-49 Arizona State 37-42 California 56-83 Colorado 5-8 Oregon State 159-185 Stanford 49-91 UCLA 32-86 USC 52-62 Utah 14-9 Washington 110-189 Washington State 165-124 Total 705-928	West Coast Brigham Young 14-8 Gonzaga 19-3 Loyola Marymount 3-0 Pacific 6-2 Pepperdine 4-1 Portland 49-9 Saint Mary's 8-4 San Diego 0-1 San Francisco 8-2 Santa Clara 7-6 Total 118-36	Western Athletic Chicago State 1-0 New Mexico State 2-2 Seattle 5-4 Utah Valley 1-0 Total 9-6
Patriot League Boston University 1-1 Lehigh 1-0 Total 2-0			



SERIES HISTORIES

Non-Conference

NOTE: The 2015-16 games will be the first time Oregon has played Arkansas State, Baylor, Jackson State, Navy, Valparaiso and Western Oregon.

ALABAMA

Series Tied, 1-1

2008-09	(N24):	UO,	92-69	³
2003-04	(D20):	UA,	87-86	⁴

BOISE STATE

Oregon Leads 5-0

2010-11	(M23):	UO,	79-71	⁵
1996-97	(D20):	UO,	61-58	
1995-96	(D20):	UO,	65-54	*
1980-81	(D13):	UO,	99-67	*
1975-76	(D3):	UO,	76-64	*

UC IRVINE

Oregon Leads 5-2

2014-15	(D29):	UO,	69-67	* ot
2013-14	(D17):	UO,	91-63	
2008-09	(N21):	UO,	84-77	
2006-07	(N17):	UO,	85-42	*
1982-83	(N29):	UCI,	46-44	
1981-82	(N28):	UCI,	90-84	*
1977-78	(D22):	UO,	77-62	*

FRESNO STATE

Oregon Leads 9-2

2011-12	(D10):	UO,	74-70	*
2004-05	(D18):	UO,	83-82	
2003-04	(N21):	UO,	80-67	*
1996-97	(D7):	UO,	87-75	*
1995-96	(D16):	FS,	83-82	
1992-93	(D3):	FS,	80-78	
1991-92	(D5):	UO,	71-63	*
1984-85	(D30):	UO,	63-60	¹
1961-62	(D22):	UO,	84-72	*
1959-60	(D5):	UO,	68-60	*
1959-60	(D4):	UO,	62-48	*

LONG BEACH STATE

Oregon Leads 2-0

2008-09	(D29):	UO,	86-74	*
2001-02	(N17):	UO,	97-67	⁶

NEVADA-LAS VEGAS

Oregon Leads 3-1

2012-13	(N23):	UO,	83-79	²⁸
2006-07	(M23):	UO,	76-72	²⁹
1976-77	(D1):	UNLV,	78-67	
1974-75	(D13):	UO,	94-77	*

SAVANNAH STATE

Oregon Leads 1-0

2005-06	(N20):	UO,	83-23	³⁰
---------	--------	-----	-------	---------------

Pac-12

ARIZONA

Arizona leads, 49-26

2014-15	(M14):	UA,	80-52	²⁰
	(J28):	UA,	96-50	
	(J8):	UA,	80-62	*
2013-14	(M8):	UO,	64-57	*
	(F6):	UA,	67-65	
2012-13	(J10):	UO,	70-66	*
2011-12	(J14):	UO,	59-57	
2010-11	(M5):	UA,	90-82	
	(D30):	UA,	76-57	*
2009-10	(F11):	UA,	70-57	
	(J16):	UA,	74-60	*
2008-09	(F7):	UA,	87-77	*
	(J8):	UA,	67-52	
2007-08	(M8):	UO,	78-69	*
	(J5):	UO,	84-74	
2006-07	(M8):	UO,	69-50	⁷
	(F10):	UA,	77-74	*
	(J14):	UO,	79-77	
2005-06	(F9):	UA,	70-68	
	(J14):	UO,	73-68	*
2004-05	(F17):	UA,	92-67	
	(J20):	UA,	74-66	*
2003-04	(F19):	UA,	100-87	*
	(J25):	UA,	90-66	
2002-03	(M8):	UA,	88-80	
	(J2):	UA,	81-72	*
2001-02	(J4):	UO,	90-80	
	(D22):	UO,	105-75	*
2000-01	(M3):	UA,	104-65	
	(F1):	UO,	79-67	*
1999-00	(M4):	UO,	86-81	*
	(F3):	UA,	77-71	
1998-99	(F20):	UA,	92-86	
	(J21):	UA,	85-83	*
1997-98	(F21):	UA,	81-66	*
	(J22):	UA,	87-57	
1996-97	(F20):	UO,	78-72	*
	(J25):	UA,	88-66	
1995-96	(F22):	UA,	81-63	
	(J27):	UA,	70-65	*
1994-95	(F25):	UA,	97-76	
	(J26):	UA,	97-89	*
1993-94	(F26):	UA,	75-71	*
	(J27):	UA,	98-86	
1992-93	(F27):	UA,	99-68	
	(J28):	UA,	92-60	*
1991-92	(F27):	UA,	104-56	*
	(J30):	UA,	104-53	
1990-91	(M9):	UA,	107-65	
	(M2):	UO,	62-58	*
1989-90	(M1):	UA,	84-58	
	(N30):	UO,	68-63	*
1988-89	(F9):	UA,	78-57	*
	(J14):	UA,	95-71	
1987-88	(F11):	UA,	87-57	
	(J16):	UA,	70-54	*
1986-87	(M6):	UO,	72-63	⁷
	(F5):	UA,	68-53	
	(J3):	UO,	55-54	* ot
1985-86	(F20):	UA,	65-59	*
	(J25):	UA,	85-68	
1984-85	(F21):	UO,	43-40	*
	(J26):	UA,	73-54	*
1983-84	(F23):	UA,	75-67	ot
	(J26):	UO,	69-55	*
1982-83	(F24):	UO,	63-57	* ot
	(J31):	UO,	86-84	
1981-82	(M6):	UA,	96-78	
	(J2):	UO,	97-88	*
1980-81	(M7):	UO,	79-75	*
	(J3):	UA,	73-70	*
1979-80	(F7):	UO,	76-62	*
	(J12):	UO,	90-73	
1978-79	(F10):	UA,	69-67	ot
	(J12):	UO,	63-60	*

ARIZONA STATE

Arizona State leads, 42-37

2014-15	(J30):	UO,	68-67	ot
	(J10):	UO,	59-56	*
2013-14	(M4):	UO,	85-78	*
	(F8):	AS,	74-72	
2012-13	(J13):	UO,	68-65	*
2011-12	(J12):	UO,	67-58	
2010-11	(M9):	UO,	76-69	⁷
	(M3):	AS,	73-53	
	(J1):	AS,	60-55	*
2009-10	(F13):	AS,	61-51	
	(J14):	AS,	76-57	*
2008-09	(F5):	AS,	66-57	*
	(J10):	AS,	76-58	
2007-08	(M6):	UO,	67-61	*
	(J3):	AS,	62-54	
2006-07	(F8):	UO,	55-51	*
	(J11):	UO,	60-55	
2005-06	(F11):	UO,	98-87	
	(J12):	UO,	67-53	*
2004-05	(F19):	AS,	66-56	
	(J22):	AS,	61-54	*

2003-04	(F21):	AS,	86-75	*
	(J22):	UO,	83-76	
2002-03	(M13):	UO,	83-82	⁷
	(M6):	AS,	91-77	
	(J4):	UO,	94-73	*
2001-02	(J6):	AS,	95-88	
	(D20):	UO,	103-90	*
2000-01	(M1):	AS,	86-74	
	(F4):	AS,	99-72	*
1999-00	(M2):	UO,	76-74	*
	(F5):	UO,	86-73	
1998-99	(F18):	UO,	76-75	*
	(J23):	AS,	64-60	
1997-98	(F19):	UO,	97-73	*
	(J25):	AS,	67-51	
1996-97	(F22):	UO,	85-77	*
	(J23):	UO,	76-51	
1995-96	(F24):	UO,	81-70	
	(J25):	AS,	74-73	*
1994-95	(F23):	UO,	73-72	
	(J28):	AS,	79-76	*
1993-94	(F24):	UO,	87-80	*
	(J29):	AS,	84-78	
1992-93	(F25):	AS,	103-88	
	(J30):	AS,	99-84	*
1991-92	(M1):	AS,	58-48	*
	(F1):	AS,	71-62	
1990-91	(M7):	AS,	87-84	ot
	(F28):	AS,	99-84	*
1989-90	(M3):	AS,	75-71	
	(D2):	UO,	63-61	*
1988-89	(F11):	AS,	98-94	*
	(J12):	AS,	72-70	
1987-88	(F13):	UO,	87-82	ot
	(J14):	UO,	86-84	*
1986-87	(F2):	UO,	70-62	
	(J2):	UO,	77-69	*
1985-86	(F23):	UO,	89-65	*
	(J23):	AS,	76-58	
1984-85	(F23):	AS,	65-64	
	(J28):	UO,	80-69	*
1983-84	(F25):	AS,	60-56	
	(J24):	UO,	81-72	*
1982-83	(F27):	AS,	81-80	* ot
	(J29):	AS,	54-52	
1981-82	(M5):	AS,	80-62	
	(J3):	UO,	82-65	*
1980-81	(M5):	AS,	78-77	* ot
	(J5):	AS,	104-64	
1979-80	(F9):	AS,	88-65	*
	(J10):	AS,	103-77	
1978-79	(F8):	UO,	70-63	
	(J13):	AS,	65-45	*
1976-77	(D4):	UO,	78-51	
1974-75	(D28):	UO,	80-76	¹
1961-62	(D9):	AS,	91-55	
1960-61	(D28):	AS,	54-53	¹
	(D17):	UO,	71-55	*

CALIFORNIA

California leads, 83-56

2014-15	(F25):	UO,	80-69	
	(J9):	UC,	96-83	*
2013-14	(F21):	UC,	48-46	*
	(F2):	UC,	58-54	
2011-12	(F16):	UC,	86-83	
	(J8):	UC,	77-60	*
2010-11	(F24):	UC,	81-71	*
	(J29):	UC,	85-77	
2009-10	(M11):	UC,	90-74	⁷
	(F20):	UC,	64-49	*
	(J21):	UC,	89-57	
2008-09	(F19):	UC,	78-60	*
	(J24):	UC,	76-69	
2007-08	(F9):	UO,	92-70	
	(J10):	UO,	79-70	*
2006-07	(M9):	UO,	81-63	⁷
	(F15):	UC,	63-61	
	(J20):	UO,	92-84	*
2005-06	(M10):	UC,	91-87	²⁰ t ⁷
	(F4):	UC,	62-60	*
	(J5):	UC,	77-66	
2004-05	(F24):	UO,	63-58	*
	(J27):	UC,	65-62	
2003-04	(M11):	UO,	87-82	⁷
	(F26):	UC,	85-81	ot
	(J29):	UO,	68-56	*
2002-03	(F8):	UC,	86-75	*
	(J9):	UC,	88-72	
2001-02	(F9):	UC,	107-103	²⁰ t
	(J10):			

SERIES HISTORIES

1965-66	(F12):	UO,	68-51 *
	(F5):	UO,	65-63
1964-65	(F12):	UC,	72-52
	(F6):	UO,	83-71
1963-64	(F1):	UO,	72-64 *
	(J31):	UO,	77-73 *
1962-63	(F2):	UC,	79-58
	(F1):	UO,	70-55
	(D29):	UC,	78-46
1959-60	(M12):	UC,	70-49
	(J29):	UC,	70-45
1958-59	(F13):	UC,	83-55
	(J3):	UO,	59-57 *
1957-58	(M7):	UO,	64-62
	(F24):	UC,	61-60 *
1956-57	(J12):	UC,	71-57
	(J11):	UC,	53-46
1955-56	(J14):	UC,	67-65 *
	(J13):	UO,	63-62 *
1954-55	(D4):	UC,	64-52
1948-49	(D18):	UC,	58-54 *
	(D17):	UO,	51-50 *
1938-39	(M17):	UO,	53-47 *
	(M16):	UO,	54-59 *
1936-37	(D22):	UC,	54-44
1926-27	(M4):	UC,	33-31 *
	(M3):	UC,	35-29 *
1925-26	(F27):	UC,	29-23
	(F26):	UC,	32-17
1921-22	(F15):	UC,	30-22
	(F14):	UC,	25-12
1920-21	(F19):	UC,	24-18 *
	(F18):	UC,	26-23 *
1919-20	(F21):	UC,	33-19
	(F20):	UO,	29-27
1918-19	(M6):	UO,	30-28 *
	(M5):	UO,	39-37 * ot

COLORADO

Colorado leads, 8-5

2014-15	(M12):	UO,	93-85
	(F18):	UO,	73-60 *
2013-14	(J5):	CU,	100-91
2012-13	(M7):	CU,	76-53
	(F7):	CU,	48-47 *
2011-12	(M8):	CU,	63-62
	(M1):	UO,	90-81 *
	(F4):	CU,	72-71
2003-04	(M17)	UO,	77-72 *
1984-85	(D8)	UO,	79-60 *
1983-84	(D2)	CU,	61-59
1960-61	(D10)	CU,	71-57
1955-56	(D5)	CU,	68-49 *

OREGON STATE

Oregon State leads, 185-159

2014-15	(M4):	UO,	65-62
	(J3):	UO,	71-59 *

KEY

- 1 Far West Classic, Portland, Ore.
- 2 Portland, Ore.
- 3 EA SPORTS Maui Invitational, Lahaina, Hawaii
- 4 Las Vegas Showdown, Las Vegas, Nev.
- 5 College Basketball Invitational, Eugene, Ore.
- 6 America's Youth Classic, Eugene, Ore.
- 7 Pac-10 Tournament, Los Angeles, Calif.
- 8 NIT Final Four, New York, N.Y.
- 9 NCAA West Regional Final, Seattle, Wash.
- 10 Corvallis, Ore.
- 11 Pacific Coast Conference Championship
- 12 Pac-12 Tournament, Los Angeles, Calif.
- 13 NIT First Round, Eugene, Ore.
- 14 Pacific Coast Conference Northern Division Playoff, Salem, Ore.
- 15 Pacific Coast Conference Northern Division Playoff
- 16 Pac-10 Tournament, Tucson, Ariz.
- 17 Pacific Coast Conference Tournament, San Francisco, Calif.
- 18 San Francisco, Calif.
- 19 Pacific Coast Conference Championship, San Francisco, Calif.
- 20 Pac-12 Tournament, Las Vegas, Nev.
- 21 Pac-10 Tournament, Tempe, Ariz.
- 22 NCAA West First Round, Portland, Ore.
- 23 NCAA Midwest First Round, Nashville, Tenn.
- 24 NCAA West Regional Semifinal, Seattle, Wash.
- 25 NCAA West Regional Consolation Final, Kansas City, Mo.
- 26 Astoria, Ore.
- 27 Spokane, Wash.
- 28 Global Sports Classic in Las Vegas, Nev.
- 29 NCAA Midwest Regional, St. Louis, Mo.
- 30 Hispanic College Fund Classic, Eugene, Ore.

* Home Game
F Later forfeited to Oregon

2013-14	(M12):	UO,	88-74
	(F16):	UO,	93-83 *
	(J19):	OS,	80-72
2012-13	(F28):	UO,	85-75
	(J6):	UO,	79-66 *
2011-12	(F16):	UO,	74-73
	(J29):	OS,	71-76 *
2010-11	(F19):	UO,	82-63 *
	(J22):	UO,	63-59
2009-10	(F6):	OS,	62-42
	(J10):	OS,	64-57
2008-09	(M1):	UO,	79-69 *
	(J31):	OS,	57-54
2007-08	(M2):	UO,	80-68
	(F2):	UO,	79-63 *
2006-07	(M3):	UO,	70-49 *
	(D30):	UO,	76-73
2005-06	(M4):	OS,	65-62
	(D31):	UO,	70-64 *
2004-05	(F5):	OS,	76-72
	(J8):	UO,	73-64 *
2003-04	(F7):	UO,	81-74 *
	(J10):	OS,	90-81
2002-03	(F15):	UO,	80-63
	(J18):	UO,	79-68 *
2001-02	(F16):	UO,	91-62 *
	(J19):	UO,	63-51
2000-01	(M10):	UO,	69-60
	(J6):	UO,	84-66 *
1999-00	(M11):	UO,	83-65 *
	(J8):	UO,	67-49
1998-99	(F27):	UO,	73-68 *
	(J30):	OS,	48-45
1997-98	(F28):	UO,	50-48
	(J31):	UO,	74-67 *
1996-97	(M8):	UO,	88-73 *
	(J4):	UO,	91-69
	(D28):	UO,	66-64
1995-96	(M9):	UO,	62-46
	(J7):	UO,	70-59 *
	(D30):	UO,	75-50
1994-95	(F11):	UO,	107-86 *
	(J14):	UO,	96-83
1993-94	(F12):	OS,	101-91
	(J15):	UO,	74-64 *
	(D28):	OS,	79-75
1992-93	(M6):	OS,	54-48 *
	(F6):	OS,	83-75
1991-92	(M7):	OS,	62-54
	(F8):	UO,	64-63 *
1990-91	(F6):	UO,	83-66 *
	(J12):	OS,	84-76
	(D29):	UO,	78-71
1989-90	(F11):	OS,	57-55
	(J13):	OS,	69-67 *
	(D30):	OS,	71-68
1988-89	(M5):	OS,	98-79
	(M2):	OS,	73-69 *
1987-88	(M5):	UO,	62-61 *
	(M3):	OS,	59-47
	(D29):	OS,	62-51
1986-87	(F12):	OS,	64-63 *
	(J10):	OS,	71-63
1985-86	(F8):	UO,	60-47
	(J11):	OS,	63-56 *
1984-85	(F9):	OS,	53-51 *
	(J9):	OS,	59-54
1983-84	(M3):	OS,	29-23
	(F2):	OS,	70-66 *
	(D30):	OS,	63-59
1982-83	(M5):	OS,	62-60
	(F5):	OS,	63-46
1981-82	(F13):	OS,	94-51
	(J16):	OS,	76-61 *
1980-81	(F12):	OS,	78-61 *
	(J17):	OS,	82-55
	(D29):	OS,	67-57
1979-80	(M1):	OS,	67-55
	(D22):	OS,	75-66 *
1978-79	(M3):	UO,	45-44 *
	(D30):	OS,	85-62
	(D21):	OS,	85-58
1977-78	(M2):	UO,	54-51
	(J21):	OS,	62-48 *
	(D4):	UO,	78-51
1976-77	(M3):	OS,	78-73 *
	(J26):	OS,	64-53
	(J22):	OS,	53-52
1975-76	(M4):	UO,	57-56
	(J29):	UO,	76-74
	(J24):	UO,	83-68 *
	(D30):	OS,	79-67
1974-75	(M8):	UO,	82-80 *
	(J31):	UO,	79-72
	(J25):	OS,	72-71
1973-74	(M9):	OS,	81-74
	(F1):	OS,	92-79
	(J26):	UO,	67-61 *
1972-73	(M10):	UO,	88-81 *
	(F2):	OS,	68-56
	(J27):	OS,	80-60
1971-72	(M11):	OS,	60-57
	(M10):	OS,	78-68 *
	(F5):	UO,	71-63 *
	(J28):	UO,	72-70

1970-71	(M13):	UO,	71-65 *
	(M12):	UO,	78-76
	(F6):	UO,	67-57
	(F5):	UO,	64-62 *
	(D30):	OS,	68-64
1969-70	(M7):	OS,	81-67
	(M6):	UO,	73-66 *
	(J24):	UO,	79-64 *
	(J23):	OS,	78-73
1968-69	(M8):	OS,	66-57 *
	(M7):	UO,	71-66
	(J25):	OS,	65-53
	(J24):	UO,	66-52 *
1967-68	(M9):	OS,	93-54
	(M8):	OS,	80-65 *
	(J27):	OS,	58-46
	(J20):	OS,	60-49 *
1966-67	(M11):	OS,	49-47 * ot
	(M10):	OS,	62-55
	(J28):	UO,	56-55
	(J20):	UO,	63-51 *
1965-66	(M5):	OS,	68-54
	(M4):	OS,	49-42 *
	(J22):	UO,	61-60 *
	(J21):	OS,	62-46
1964-65	(M6):	OS,	64-61 *
	(M5):	OS,	69-50
	(J30):	OS,	53-48
	(J29):	UO,	59-53 *
1963-64	(F29):	OS,	85-71 *
	(F28):	OS,	71-68
	(J18):	OS,	66-53
	(J17):	UO,	47-45 *
1962-63	(M9):	OS,	71-65
	(M8):	OS,	65-61 *
	(F16):	OS,	67-57 *
	(F15):	UO,	54-50
1961-62	(M10):	OS,	60-56 *
	(M9):	OS,	65-48
	(F3):	OS,	82-66
	(F2):	OS,	79-63 *
1960-61	(D30):	OS,	74-57
	(M11):	UO,	54-52
	(M10):	UO,	76-68 *
	(F4):	UO,	71-58
	(F3):	UO,	58-55
1959-60	(M5):	UO,	67-63 *
	(M4):	OS,	53-45
	(F6):	OS,	55-54
	(F5):	UO,	63-53 *
	(D29):	OS,	60-56
1958-59	(F6):	UO,	73-68
	(J31):	OS,	58-57 * ot
	(D1):	OS,	68-60
1957-58	(F7):	OS,	62-37
	(J31):	OS,	82-62 *
	(D3):	OS,	60-55
1956-57	(M9):	UO,	65-61 *
	(M8):	OS,	75-62
	(F12):	OS,	68-55
1955-56	(M10):	OS,	59-49
	(M9):	OS,	74-69 *
	(D2):	UO,	57-46 *
1954-55	(F26):	OS,	68-58 *
	(F25):	OS,	53-44
	(J22):	OS,	56-54
	(J21):	OS,	56-53 *
1953-54	(F27):	OS,	55-46
	(F26):	UO,	63-60 *
	(J30):	UO,	42-40 *
	(J29):	OS,	52-41
1952-53	(F28):	OS,	59-55 *
	(F27):	OS,	75-74
	(J31):	UO,	73-63
	(J30):	OS,	67-65 *
	(D1):	OS,	77-68
1951-52	(M1):	UO,	66-57
	(F29):	OS,	55-52 *
	(F16):	UO,	57-44 *
	(F16):	UO,	64-55
1950-51	(M3):	OS,	41-39 *
	(M2):	UO,	72-45
	(J27):	UO,	66-47
	(J26):	UO,	62-53 *
1949-50	(F25):	UO,	45-40 *
	(F24):	OS,	51-42
	(F10):	UO,	45-34 *
	(J13):	OS,	65-49
1948-49	(M5):	OS,	47-45
	(M4):	OS,	79-72 *
	(F26):	OS,	42-38
	(F25):	UO,	61-54 *
	(M6):	UO,	66-44 *
1947-48	(F21):	OS,	50-45
	(F20):	UO,	58-54 *
	(J17):	UO,	42-41
1946-47	(M1):	OS,	67-59 *
	(F8):	OS,	71-57
	(J17):	OS,	58-45 *
	(J11):	OS,	73-69
1945-46	(M2):	UO,	42-41
	(J19):	OS,	49-45 *
	(J18):	UO,	53-48
	(J12):	OS,	50-47 *

1944-45	(M3):	UO,	47-38 *
	(F17):	OS,	45-43
	(F10):	OS,	55-51 *
	(J13):	UO,	51-44
1943-44	(F19):	UO,	42-39
	(F18):	UO,	46-38 *
	(J29):	UO,	43-38
	(J15):	UO,	52-33 *
1942-43	(F20):	OS,	41-31 *
	(F19):	UO,	42-38
	(F13):	UO,	50-35 *
	(F12):	OS,	46-36
1941-42	(F14):	OS,	49-45 *
	(F13):	OS,	27-26
	(F7):	OS,	50-39
	(J24):	UO,	47-45 *
1940-41	(F27):	UO,	37-36 * ot
	(F22):	OS,	24-23
	(F8):	UO,	36-35 *
	(J17):	UO,	40-31
1939-40	(F23):	UO,	41-38
	(F17):	OS,	33-27 *
	(F4):	OS,	28-27
	(J12):	OS,	35-31 *
1938-39	(F24):	UO,	48-37 *
	(F18):	OS,	50-31
	(J27):	UO,	46-39 *
	(J13):	UO,	31-26
1937-38	(M5):	UO,	38-33
	(F26):	UO,	40-22 *
	(J15):	OS,	36-32
	(J14):	UO,	38-32 *
1936-37	(F16):	UO,	35-31 *
	(F20):	UO,	33-26
	(F6):	UO,	44-31 *
	(J15):	UO,	35-34
1935-36	(F28):	OS,	35-29
	(F22):	OS,	28-26 *
	(F8):	OS,	35-23
	(J17):	UO,	29-27 *
1934-35	(M2):	UO,	29-28 *
	(F16):	OS,	34-27
	(F2):	OS,	33-31 *
	(J12):	OS,	47-18
1933-34	(M3):	UO,	24-2

SERIES HISTORIES

1916-17	(J20): OS, 29-10	
	(J19): OS, 25-14	
	(J17): OS, 24-7 *	
	(J16): OS, 41-8 *	
1914-15	(M 6): OS, 17-12	
	(M 5): OS, 23-18 *	
	(F27): UO, 14-10	
	(F26): UO, 21-20	
1913-14	(M 7): UO, 13-11 *	
	(M 6): OS, 17-10	
	(M 5): OS, 24-13	
	(F27): UO, 21-18 *	
	(F25): OS, 14-13	
	(F24): OS, 15-7 *	
1912-13	(M 8): OS, 13-8	
	(M 7): UO, 21-13	
	(M 6): UO, 14-12 * ot	
	(M 5): OS, 20-9 *	
1909-10	(M12): OS, 44-20	
	(M 9): OS, 21-20 *	
1907-08	(F 1): OS, 31-14	
	(J 11): OS, 29-21 *	
1906-07	(F 22): OS, 41-7	
	(F 2): OS, 44-18 *	
1905-06	(F 23): OS, 32-6	
	(F 2): OS, 17-15 * ot	
1903-04	(F26): OS, 30-14	
	(F 5): OS, 25-22 *	
1902-03	(M13): OS, 24-22 *	
	(J24): OS, 32-2	

STANFORD

Stanford leads, 91-49

2014-15	(M 1): UO, 73-70	
2013-14	(J12): SU, 82-80 *	
2012-13	(F23): UO, 77-66 *	
	(J30): SU, 76-52	
2011-12	(F19): UO, 68-64	
	(J5): UO, 78-67 *	
2010-11	(F26): SU, 88-71 *	
	(J27): UO, 67-59	
2009-10	(F18): SU, 72-65 *	
	(J23): SU, 84-69	
2008-09	(F21): UO, 68-60 *	
	(J22): SU, 77-55	
2007-08	(F 7): SU, 72-43	
	(J13): UO, 71-66 *	
2006-07	(F17): SU, 88-69	
	(J18): UO, 66-59 *	
2005-06	(F 2): SU, 57-56 *	
	(J 7): SU, 64-62	
2004-05	(F26): SU, 58-56 *	
	(J29): SU, 88-69	
2003-04	(M12): SU, 70-63	
	(F28): SU, 76-55	
	(J31): SU, 83-80 *	
2002-03	(F 6): UO, 79-64 *	
	(J11): SU, 81-57	

KEY

- 1 Far West Classic, Portland, Ore.
- 2 Portland, Ore.
- 3 EA SPORTS Maui Invitational, Lahaina, Hawaii
- 4 Las Vegas Showdown, Las Vegas, Nev.
- 5 College Basketball Invitational, Eugene, Ore.
- 6 America's Youth Classic, Eugene, Ore.
- 7 Pac-10 Tournament, Los Angeles, Calif.
- 8 NIT Final Four, New York, N.Y.
- 9 NCAA West Regional Final, Seattle, Wash.
- 10 Corvallis, Ore.
- 11 Pacific Coast Conference Championship
- 12 Pac-12 Tournament, Los Angeles, Calif.
- 13 NIT First Round, Eugene, Ore.
- 14 Pacific Coast Conference Northern Division Playoff, Salem, Ore.
- 15 Pacific Coast Conference Northern Division Playoff
- 16 Pac-10 Tournament, Tucson, Ariz.
- 17 Pacific Coast Conference Tournament, San Francisco, Calif.
- 18 San Francisco, Calif.
- 19 Pacific Coast Conference Championship, San Francisco, Calif.
- 20 Pac-12 Tournament, Las Vegas, Nev.
- 21 Pac-10 Tournament, Tempe, Ariz.
- 22 NCAA West First Round, Portland, Ore.
- 23 NCAA Midwest First Round, Nashville, Tenn.
- 24 NCAA West Regional Semifinal, Seattle, Wash.
- 25 NCAA West Regional Consolation Final, Kansas City, Mo.
- 26 Astoria, Ore.
- 27 Spokane, Wash.
- 28 Global Sports Classic in Las Vegas, Nev.
- 29 NCAA Midwest Regional, St. Louis, Mo.
- 30 Hispanic College Fund Classic, Eugene, Ore.

* Home Game
F Later forfeited to Oregon

2001-02	(F 7): SU, 90-87 ot	
	(J12): UO, 87-79 *	
2000-01	(F 8): SU, 69-62 *	
	(J13): SU, 100-76	
1999-00	(F10): SU, 76-61	
	(J15): SU, 85-71 *	
1998-99	(M 4): SU, 73-61 *	
	(J 4): SU, 77-59	
1997-98	(M 5): SU, 95-67	
	(J 5): SU, 89-67 *	
1996-97	(F15): SU, 83-61	
	(J16): SU, 72-69 * ot	
1995-96	(F17): UO, 64-62 *	
	(J18): SU, 94-74	
1994-95	(M 3): UO, 88-80 *	
	(F 4): SU, 92-86	
1993-94	(M 5): SU, 84-76	
	(F 3): SU, 69-67 *	
1992-93	(M11): UO, 84-73 *	
	(J 9): SU, 71-66	
1991-92	(M12): SU, 70-47	
	(J11): SU, 78-57 *	
1990-91	(J31): SU, 86-75	
	(J 6): UO, 81-77 * ot	
1989-90	(F 1): UO, 62-61 *	
	(J 7): SU, 58-56	
1988-89	(F23): SU, 54-50 *	
	(J26): SU, 75-53	
1987-88	(M11): SU, 88-67	
	(F25): SU, 84-61	
	(J30): UO, 80-66 *	
1986-87	(F 1): UO, 68-55 *	
	(D21): SU, 73-71	
1985-86	(J31): SU, 73-69 * ot	
	(J13): UO, 83-69	
1984-85	(M 2): UO, 68-61 *	
	(J31): UO, 61-54	
1983-84	(M 8): UO, 91-71 *	
	(J 7): UO, 79-78	
1982-83	(M10): UO, 67-66	
	(J 8): SU, 80-74 *	
1981-82	(F 5): SU, 79-75 * ot	
	(J 9): SU, 97-88	
1980-81	(F 6): SU, 80-79	
	(J10): SU, 82-76 *	
1979-80	(F21): SU, 60-59 *	
	(J26): UO, 77-73	
1978-79	(F24): UO, 80-77	
	(J27): UO, 68-55 *	
1977-78	(F16): UO, 65-64	
	(J 7): UO, 74-64	
1976-77	(F12): UO, 74-65	
	(F 4): UO, 73-48 *	
1975-76	(F14): UO, 84-62	
	(F 5): UO, 72-59 *	
1974-75	(F22): SU, 71-70	
	(J10): UO, 84-83 *	
1973-74	(F23): UO, 72-71 *	
	(J 4): UO, 48-47	
1972-73	(F17): UO, 76-69	
	(F 9): UO, 62-56 *	
1971-72	(F19): SU, 91-79 *	
	(F12): SU, 82-78	
1970-71	(F27): UO, 80-75	
	(J 8): UO, 82-72 *	
1969-70	(F14): UO, 92-91 *	
	(F 6): UO, 87-73	
1968-69	(F15): SU, 81-76	
	(F 7): UO, 74-72 *	
1967-68	(F24): SU, 83-75	
	(J 5): SU, 79-73 * ot	
1966-67	(D29): SU, 68-64	
	(F25): SU, 71-58 *	
1965-66	(J 6): SU, 68-65	
	(F11): UO, 66-57 *	
1964-65	(F 4): SU, 84-64	
	(F13): SU, 73-62	
	(F 5): SU, 77-75 *	
1963-64	(D22): SU, 74-56 *	
	(D 2): SU, 83-65	
1962-63	(N30): SU, 59-51	
	(D18): SU, 54-51 *	
1961-62	(D17): SU, 63-44 *	
	(J 2): SU, 70-49	
1960-61	(J 5): SU, 79-54	
	(J14): UO, 61-59 *	
1959-60	(J13): SU, 67-60 *	
	(J30): SU, 77-61	
1958-59	(J 2): UO, 56-55 * ot	
	(F14): SU, 64-56	
1957-58	(J30): SU, 57-49 *	
	(M 8): SU, 74-53	
1956-57	(F 3): UO, 61-49 *	
	(F 2): SU, 65-56 *	
	(F 1): SU, 68-52 *	
1955-56	(J28): SU, 73-60	
	(J27): SU, 74-55	
1953-54	(D30): SU, 85-58	
1952-53	(D 6): UO, 74-64	
	(D 5): UO, 73-68 *	
1949-50	(D20): UO, 58-51 *	
	(D20): SU, 70-67 *	
1948-49	(D27): SU, 70-62	
1947-48	(J 2): SU, 52-45	
1938-39	(D31): SU, 50-46	

1937-38	(M12): SU, 59-51	
	(M11): SU, 52-39	
1921-22	(F18): SU, 20-9	
	(F17): SU, 17-12	
	(J25): SU, 23-21 *	
	(J24): SU, 32-29 *	
1919-20	(F25): SU, 29-18	
	(F24): SU, 47-15	
	(F18): SU, 36-31	
	(F17): SU, 39-22	

UCLA
UCLA leads, 86-32

2014-15	(F14): LA, 72-63	
	(J24): UO, 82-64 *	
2013-14	(M13): LA, 82-63	
	(F27): UO, 87-83	
	(J30): LA, 70-68 *	
2012-13	(M16): UO, 78-69	
	(J19): UO, 76-67	
2011-12	(J21): UO, 75-68 *	
2010-11	(M10): UO, 76-59	
	(F10): LA, 64-54	
	(J15): LA, 67-59 *	
2009-10	(F27): UO, 70-68	
	(J28): UO, 71-66 * ot	
2008-09	(M7): LA, 94-68	
	(J4): LA, 83-74 *	
2007-08	(F23): LA, 75-65	
	(J24): LA, 80-75 *	
2006-07	(F 1): LA, 69-57	
	(J 6): UO, 68-66 *	
2005-06	(F26): LA, 70-53	
	(J26): LA, 56-49 *	
2004-05	(M 5): LA, 73-61	
	(J 2): LA, 70-62 *	
2003-04	(M 6): UO, 60-59 *	
	(J 4): LA, 81-74	
2002-03	(M14): UO, 75-74	
	(M 1): UO, 79-48 *	
	(J30): UO, 96-91	
2001-02	(M 2): UO, 65-62	
	(J31): UO, 91-62 *	
2000-01	(F22): LA, 88-73 *	
	(J27): LA, 98-88	
1999-00	(F24): LA, 75-69	
	(J29): UO, 73-58 *	
1998-99	(F 4): LA, 79-77	
	(J 9): LA, 65-63 *	
1997-98	(F 5): UO, 97-81 *	
	(J10): LA, 68-66 *	
1996-97	(M 1): LA, 74-67	
	(J30): UO, 87-85 * ot	
1995-96	(M 2): LA, 77-71 *	
	(F 1): LA, 85-78	
1994-95	(M11): LA, 94-78	
	(J 5): UO, 82-72 *	
1993-94	(M12): UO, 80-79 *	
	(J 6): LA, 89-73	
1992-93	(F14): LA, 97-90	
	(J14): LA, 99-87 *	
1991-92	(F15): LA, 84-65 *	
	(J16): LA, 99-71	
1990-91	(F21): LA, 100-83	
	(J26): LA, 90-83 *	
1989-90	(M 9): LA, 76-94	
	(F22): UO, 105-99 *	
	(J25): LA, 79-62	
1988-89	(F 2): LA, 80-74	
	(J 5): LA, 99-66 *	
1987-88	(F 4): LA, 76-71 *	
	(J10): LA, 65-60	
1986-87	(F22): LA, 102-71 *	
	(J15): LA, 64-59	
1985-86	(M 3): UO, 80-65 *	
	(J 2): LA, 71-65	
1984-85	(M 9): LA, 72-69 *	
	(J 5): LA, 67-59	
1983-84	(F 9): UO, 87-83	
	(J14): UO, 62-51 *	
1982-83	(F10): LA, 67-56 *	
	(J13): LA, 97-69	
1981-82	(F27): LA, 88-66 *	
	(J30): LA, 84-61	
1980-81	(F27): LA, 98-75	
	(J31): LA, 75-69 *	
1979-80	(F 2): LA, 90-76	
	(J 5): LA, 76-62 *	
1978-79	(F 1): LA, 65-58 *	
	(J 8): LA, 74-71	
1977-78	(F25): LA, 83-57 *	
	(J13): LA, 90-72	
1976-77	(F19): UO, 64-55 *	
	(J 9): UO, 61-60	
1975-76	(F21): UO, 65-45 *	
	(J 8): LA, 62-61 *	
1974-75	(F14): LA, 95-66	
	(F 8): LA, 107-103 *	
1973-74	(F16): UO, 56-51 *	
	(F 8): LA, 84-66	
1972-73	(F22): LA, 72-61 *	
	(J 5): LA, 64-38	
1971-72	(F25): LA, 92-70	
	(J 8): LA, 93-68 *	

1970-71	(F20): LA, 74-67	
	(F12): LA, 69-68 *	
1969-70	(F21): UO, 78-65 *	
	(J 9): LA, 75-58	
1968-69	(F22): LA, 103-69	
	(J10): LA, 93-64 *	
1967-68	(F16): LA, 119-78	
	(F10): LA, 104-63 *	
1966-67	(F17): LA, 34-25 *	
	(F11): LA, 100-66	
1965-66	(F19): UO, 79-72 *	
	(J 8): LA, 97-65	
1964-65	(F20): LA, 74-64	
	(J 8): LA, 91-74 *	
1958-59	(F28): LA, 69-62 *	
	(F20): LA, 70-53	
1957-58	(J10): LA, 73-64	
	(J 3): LA, 64-58 *	
1956-57	(F23): LA, 73-65 *	
	(F22): LA, 81-62 *	
1955-56	(F25): LA, 108-89	
	(F24): LA, 95-71	
1953-54	(D27): LA, 79-53 *	
	(D26): LA, 89-74	
1950-51	(D 9): UO, 72-54 *	
	(D 8): LA, 77-55 *	
1937-38	(D11): UO, 47-26 *	
1936-37	(D12): UO, 56-30 *	

USC

USC leads, 62-52

2014-15	(F11): UO, 80-75	
	(J27): UO, 75-67 *	
2013-14	(M 1): UO, 78-63	
	(F 1): UO, 78-66 *	
2012-13	(J17): UO, 76-74	
2011-12	(J19): UO, 65-62 *	
2010-11	(F12): UO, 61-51	
	(J13): UO, 68-62 *	
2009-10	(F25): UO, 54-44	
	(F30): UO, 67-57 *	
2008-09	(M5): SC, 80-66 *	
	(J2): SC, 83-62 *	
2007-08	(F21): SC, 81-75	
	(J26): SC, 95-86 * ot	
2006-07	(M10): UO, 81-57	
	(F 3): SC, 71-68	
	(J 4): SC, 84-82 *	
2005-06	(F23): UO, 73-61	
	(J28): SC, 84-78 *	
2004-05	(M 3): UO, 94-87	
	(D31): UO, 90-83 * ot	
2003-04	(M 4): UO, 75-70	
	(J 2): UO, 92-74	
2002-03	(M15): UO, 74-66	
	(F27): UO, 79-66 *	
	(F 2): SC, 91-76	
2001-02	(M 8): SC, 89-78	
	(F28): UO, 67-65	
	(F 2): UO, 73-69 *	
2000-01	(F24): SC, 87-80 * ot	
	(J25): SC, 78-74	
1999-00	(F26): UO, 80-77	
	(J27): UO, 68-67 *	
1998-99	(F 6): UO, 60-55	
	(J 7): SC, 85-84 *	
1997-98	(F 7): UO, 73-61 *	
	(J 8): SC, 63-59	
1996-97	(F27): SC, 72-69	
	(F 1): SC, 79-69 *	
1995-96	(F29): UO, 80	

SERIES HISTORIES

1979-80	(F 4):	UO,	82-81
	(J 7):	SC,	83-66 *
1978-79	(F 3):	SC,	87-64 *
	(J 5):	SC,	70-64
1977-78	(F23):	UO,	43-41 *
	(J14):	SC,	63-62
1976-77	(F17):	UO,	60-57 *
	(J 8):	UO,	64-52
1975-76	(F19):	UO,	70-67
	(J10):	UO,	77-72 *
1974-75	(F15):	SC,	92-90
	(F 7):	SC,	81-80 *
1973-74	(F15):	SC,	76-61 *
	(F 9):	SC,	59-53
1972-73	(F24):	SC,	56-52 *
	(J 6):	SC,	66-65
1971-72	(F26):	SC,	75-66
	(J 7):	SC,	66-46 *
1970-71	(F19):	SC,	63-55
	(F13):	SC,	93-78 *
1969-70	(F20):	UO,	92-83 *
	(J10):	SC,	77-68
1968-69	(F21):	UO,	74-64
	(J11):	SC,	86-75 *
1967-68	(F17):	SC,	66-59
	(F 9):	SC,	73-70 *
1966-67	(F18):	SC,	73-70 *
	(F10):	SC,	71-63
1965-66	(F18):	SC,	82-67 *
	(J 7):	SC,	92-66
1964-65	(F19):	SC,	77-56
	(J 9):	UO,	81-74
1960-61	(M15):	SC,	81-79 ²²
1959-60	(F20):	SC,	77-73 *
1959-58	(F21):	SC,	76-67
	(J 2):	SC,	65-56 *
1957-58	(F28):	SC,	73-70 *
	(J11):	SC,	73-52
1956-57	(M 2):	SC,	71-62
	(M 1):	SC,	87-82
1955-56	(F 4):	SC,	87-71 *
	(F 3):	UO,	55-45 *

UTAH Oregon leads, 14-9

2014-15	(M13):	UO,	67-64 ²⁰
	(F22):	UO,	69-58 *
2013-14	(J 2):	UO,	70-68 ^{ot}
2012-13	(M15):	UO,	64-45 ²⁰
	(M 9):	UO,	72-62
	(F 9):	UO,	73-64 *
2011-12	(M3):	UO,	94-48 *
	(F2):	UO,	79-68
2008-09	(D3):	UU,	95-81
2007-08	(D8):	UO,	75-64 ²
2002-03	(M21):	UU,	60-58 ²³
1990-91	(D6):	UU,	95-81
1989-90	(D7):	UO,	73-66 *
1968-69	(N30):	UO,	88-69

KEY

- ¹ Far West Classic, Portland, Ore.
- ² Portland, Ore.
- ³ EA SPORTS Maui Invitational, Lahaina, Hawaii
- ⁴ Las Vegas Showdown, Las Vegas, Nev.
- ⁵ College Basketball Invitational, Eugene, Ore.
- ⁶ America's Youth Classic, Eugene, Ore.
- ⁷ Pac-10 Tournament, Los Angeles, Calif.
- ⁸ NIT Final Four, New York, N.Y.
- ⁹ NCAA West Regional Final, Seattle, Wash.
- ¹⁰ Corvallis, Ore.
- ¹¹ Pacific Coast Conference Championship
- ¹² Pac-12 Tournament, Los Angeles, Calif.
- ¹³ NIT First Round, Eugene, Ore.
- ¹⁴ Pacific Coast Conference Northern Division Playoff, Salem, Ore.
- ¹⁵ Pacific Coast Conference Northern Division Playoff
- ¹⁶ Pac-10 Tournament, Tucson, Ariz.
- ¹⁷ Pacific Coast Conference Tournament, San Francisco, Calif.
- ¹⁸ San Francisco, Calif.
- ¹⁹ Pacific Coast Conference Championship, San Francisco, Calif.
- ²⁰ Pac-12 Tournament, Las Vegas, Nev.
- ²¹ Pac-10 Tournament, Tempe, Ariz.
- ²² NCAA West First Round, Portland, Ore.
- ²³ NCAA Midwest First Round, Nashville, Tenn.
- ²⁴ NCAA West Regional Semifinal, Seattle, Wash.
- ²⁵ NCAA West Regional Consolation Final, Kansas City, Mo.
- ²⁶ Astoria, Ore.
- ²⁷ Spokane, Wash.
- ²⁸ Global Sports Classic in Las Vegas, Nev.
- ²⁹ NCAA Midwest Regional, St. Louis, Mo.
- ³⁰ Hispanic College Fund Classic, Eugene, Ore.

* Home Game
F Later forfeited to Oregon

1967-68	(J29):	UO,	85-77 *
	(D28):	UU,	64-63
1959-60	(M11):	UO,	65-54 ²⁴
1951-52	(D8):	UU,	64-62 *
	(D7):	UU,	63-58 *
1950-51	(D1):	UU,	59-39
1949-50	(D3):	UU,	71-46
1944-45	(M24):	UO,	69-66 ²⁵
1940-41	(J2):	UO,	51-15 *

WASHINGTON

Washington leads, 189-110

2014-15	(F 4):	UO,	78-74 *
	(J18):	UW,	85-77
2013-14	(F19):	UO,	78-71 *
	(J23):	UW,	80-76
2012-13	(M14):	UO,	80-77 ^{ot 20}
	(F13):	UO,	65-52
	(J26):	UO,	81-76 *
2011-12	(M20):	UW,	86-90
	(F9):	UO,	82-57 *
	(D31):	UW,	60-76
2010-11	(M11):	UW,	69-51 ⁷
	(F 5):	UO,	81-76 *
	(J 6):	UW,	87-69
2009-10	(M4):	UW,	86-72 *
	(J2):	UO,	90-79
2008-09	(F14):	UW,	103-84
	(J15):	UW,	84-67 *
2007-08	(F14):	UO,	71-58 *
	(J17):	UW,	78-70
2006-07	(F24):	UO,	93-85 *
	(J25):	UW,	89-77
2005-06	(M 9):	UO,	84-73 ⁷
	(F 4):	UW,	75-72 *
	(J21):	UW,	78-59
2004-05	(F10):	UW,	95-88 * ^{ot}
	(J13):	UW,	77-56
2003-04	(F12):	UW,	83-74
	(J15):	UO,	84-74 *
2002-03	(F22):	UW,	78-66
	(J23):	UO,	91-66 *
2001-02	(M 7):	UO,	86-64 ⁷
	(F23):	UO,	90-84 *
	(J24):	UW,	97-92
2000-01	(F17):	UO,	85-73
	(J18):	UW,	72-71 * ^{ot}
1999-00	(F19):	UW,	67-58 *
	(J20):	UO,	76-74 ^{ot}
1998-99	(F13):	UO,	94-81
	(J16):	UW,	86-76 ^{ot}
1997-98	(F14):	UW,	62-61
	(J15):	UW,	81-71 *
1996-97	(F 6):	UO,	69-59 *
	(J11):	UW,	78-77
1995-96	(F 8):	UO,	55-52
	(J13):	UW,	72-69 *
1994-95	(F18):	UO,	88-63 *
	(J21):	UO,	92-83
1993-94	(F17):	UO,	86-71
	(J22):	UO,	61-60 *
1992-93	(F18):	UO,	85-70 *
	(J23):	UW,	70-53
1991-92	(F20):	UW,	71-55
	(J25):	UW,	72-71 *
1990-91	(F16):	UO,	67-64 *
	(J17):	UW,	88-86
1989-90	(F17):	UO,	58-53
	(J18):	UO,	65-54 *
1988-89	(F16):	UW,	78-69
	(F21):	UW,	71-70 *
1987-88	(F18):	UO,	69-64 *
	(J24):	UW,	75-63
1986-87	(M 7):	UW,	70-56 ⁷
	(F26):	UW,	81-74 ^{ot}
	(J22):	UO,	77-67 *
1985-86	(F16):	UW,	73-67
	(J16):	UW,	61-56 *
1984-85	(F14):	UO,	70-66 *
	(J19):	UW,	88-62
1983-84	(F18):	UW,	79-58 *
	(J19):	UW,	60-53
1982-83	(F19):	UW,	79-66
	(J24):	UO,	52-47 *
1981-82	(F20):	UO,	82-78
	(J25):	UW,	76-70 *
1980-81	(F21):	UW,	70-68 *
	(J22):	UW,	102-91
1979-80	(F16):	UW,	70-65
	(J17):	UW,	58-46 *
1978-79	(F19):	UO,	73-71 *
	(J18):	UW,	82-70
1977-78	(F11):	UO,	64-60 *
	(F2):	UW,	58-52
1976-77	(F11):	UO,	61-60
	(J13):	UO,	72-68 * ^{ot}
1975-76	(F26):	UW,	67-62 *
	(J15):	UW,	77-70
1974-75	(F28):	UO,	97-96 *
	(J18):	UO,	68-66
1973-74	(M 2):	UW,	84-82 ^{ot}
	(J12):	UO,	90-88 *
	(D28):	UW,	83-77 ¹

1972-73	(M 5):	UW,	83-75
	(J12):	UO,	69-65 * ^{ot}
1971-72	(M 3):	UW,	81-75
	(J22):	UW,	85-55
1970-71	(M 5):	UO,	101-76 *
	(J25):	UW,	82-75
1969-70	(F28):	UW,	90-73
	(J17):	UW,	53-46 *
	(D30):	UO,	83-73 ¹
1968-69	(M 2):	UO,	79-75 *
	(J20):	UW,	60-54
1967-68	(M 2):	UO,	85-83 *
	(J13):	UW,	84-73
1966-67	(M 6):	UW,	78-67
	(J13):	UW,	78-74 *
1965-66	(F26):	UW,	61-60
	(J14):	UO,	71-62 *
	(D 4)	UO,	63-61
1964-65	(F26):	UW,	82-76 * ^{ot}
	(J16):	UO,	65-58
	(D 7):	UO,	61-60 *
1963-64	(J28):	UW,	69-67 ^{2ot}
	(D 9):	UW,	69-63 *
1962-63	(J25):	UW,	63-52 *
	(D 4):	UO,	59-57
1961-62	(F24):	UW,	67-49
	(D16):	UW,	81-59 *
1960-61	(F17):	UW,	54-47
	(J27):	UO,	67-48 *
1959-60	(F19):	UO,	57-41 *
	(J22):	UW,	63-56
1958-59	(J24):	UW,	79-60
	(J16):	UW,	62-57 *
1957-58	(F15):	UO,	87-83 ^{ot}
	(J18):	UO,	57-53 *
	(F16):	UW,	65-63 * ^{ot}
1956-57	(F15):	UW,	84-62 *
	(J29):	UW,	64-63
1955-56	(F11):	UW,	70-61
	(F10):	UW,	68-50
	(J10):	UO,	53-51 * ^{ot}
1954-55	(F19):	UO,	60-59
	(F18):	UW,	80-60
	(F 5):	UO,	64-63 *
	(F 4):	UW,	54-52 ^{ot}
1953-54	(F20):	UW,	67-59
	(F19):	UO,	63-59
	(J23):	UO,	64-48 *
	(J22):	UO,	77-76 *
1952-53	(F21):	UW,	86-72
	(F20):	UW,	84-67
	(J 3):	UW,	76-60 *
	(J 2):	UW,	79-73 *
1951-52	(F 2):	UW,	63-57 *
	(F 1):	UW,	71-63 *
	(J19):	UW,	64-39
	(J18):	UW,	74-46
1950-51	(F24):	UO,	82-75 *
	(F23):	UW,	77-68 *
	(J 6):	UW,	61-60
	(J 5):	UW,	73-49
1949-50	(J28):	UO,	63-60 *
	(J27):	UO,	57-49 *
1948-49	(J21):	UW,	66-51
	(J20):	UW,	69-49
	(F 5):	UO,	70-69 *
	(F 4):	UO,	65-58 *
	(J22):	UW,	47-44
	(J21):	UW,	44-43
	(D30):	UO,	63-62 ¹⁷
1947-48	(J24):	UW,	56-39
	(J23):	UW,	48-44
	(J10):	UO,	73-58 *
	(J 9):	UW,	69-54 *
1946-47	(F22):	UW,	63-51
	(F21):	UO,	49-48
	(F 4):	UO,	64-54 *
1945-46	(F 3):	UO,	60-58 *
	(F 2):	UO,	63-55 *
	(F 1):	UO,	57-56 *
	(J26):	UO,	54-52 ^{ot}
	(J25):	UW,	57-46
1944-45	(D13):	UW,	44-41
	(F 3):	UO,	54-51
	(F 2):	UW,	59-56
	(J27):	UO,	54-51 *
	(J26):	UO,	59-36 *
	(D23):	UW,	32-31 *
	(D22):	UW,	31-18 ²⁶
1943-44	(J22):	UW,	56-47 *
	(J21):	UW,	57-38 *
	(J 8):	UW,	67-25
	(J 7):	UW,	40-38
1942-43	(J30):	UO,	47-44
	(J29):	UW,	46-31
	(J23):	UW,	31-30 *
	(J22):	UW,	52-48 *
1941-42	(J31):	UW,	53-42
	(J30):	UO,	40-39
	(J17):	UO,	54-35 *
	(J16):	UW,	60-34 *
1940-41	(M 8):	UW,	49-46
	(M 7):	UW,	48-37
	(F 4):	UO,	37-36 *
	(F 3):	UO,	57-35 *

1939-40	(J27):	UO,	50-43 *
	(J26):	UO,	53-44 *
	(J20):	UO,	47-32
	(J19):	UW,	39-31
1938-39	(M 4):	UO,	54-52
	(M 3):	UO,	39-26
	(F 1):	UO,	58-42 *
	(J31):	UO,	57-49 *
	(F 8):	UO,	56-53 *
1937-38	(F 7):	UO,	59-43 *
	(J29):	UO,	51-31
	(J28):	UW,	40-37
1936-37	(M 6):	UO,	41-38
	(M 5):	UW,	42-25
	(F 2):	UW,	39-30 *
	(F 1):	UO,	48-37 *
1935-36	(F 1):	UW,	35-31 *
	(J31):	UW,	42-23 *
	(J25):	UW,	40-26
	(J24):	UW,	36-28
1934-35	(F26):	UO,	35-30
	(F25):	UW,	39-27
	(J30):	UW,	22-20 *
	(J29):	UW,	42-36 *
1933-34	(F 6):	UW,	36-30 *
	(F 5):	UW,	34-32 * ^{ot}
	(J27):	UW,</	

SERIES HISTORIES



Aaron Brooks' game-winner vs. No. 1 UCLA, Jan. 6, 2007

WASHINGTON STATE

Oregon leads, 165-124

2014-15	(F8): UO, 95-72 *	
	(J15): WS, 108-99	ot
2013-14	(F23): UO, 67-53 *	
	(J26): UO, 71-44	
2012-13	(F16): UO, 79-77	ot
	(J23): UO, 68-61 *	
2011-12	(F11): UO, 78-69 *	
	(D29): UO, 92-75	
2010-11	(F3): UO, 69-43 *	
	(J8): WS, 77-63	
2009-10	(M10): UO, 82-80	ot 7
	(M6): UO, 74-66 *	
	(D31): UO, 91-89	2ot
2008-09	(M11): WS, 62-40	7
	(F12): WS, 67-38	
	(J17): WS, 74-62 *	
2007-08	(M13): WS, 75-70	7
	(F16): WS, 62-53 *	
	(J20): WS, 69-60	
2006-07	(F22): UO, 64-59 *	
	(J27): UO, 77-74	ot
2005-06	(M8): UO, 66-55	7
	(F18): UO, 67-37 *	
	(J19): UO, 52-50	
2004-05	(F12): UO, 69-66 *	
	(J15): UO, 55-52	
2003-04	(F14): UO, 67-62	ot
	(J17): UO, 60-45 *	
2002-03	(F20): UO, 89-70	
	(J25): UO, 76-66 *	
2001-02	(F21): UO, 115-77 *	
	(J26): UO, 94-86	
2000-01	(F15): WS, 63-62	
	(J20): UO, 81-66 *	
1999-00	(F17): UO, 70-53 *	
	(J22): UO, 81-80	ot
1998-99	(F11): UO, 77-64 *	
	(J14): UO, 87-83	3ot
1997-98	(F12): UO, 64-63	
	(J16): UO, 71-62 *	
1996-97	(F8): UO, 93-82 *	
	(J9): WS, 81-76	27
1995-96	(F10): WS, 70-65	
	(J11): UO, 70-63 *	
1994-95	(F18): WS, 76-59 *	
	(J19): WS, 83-78	
1993-94	(F19): UO, 98-87	
	(J20): WS, 95-85 *	
1992-93	(F20): UO, 62-60 *	
	(J21): WS, 95-79	
1991-92	(F22): WS, 97-82	
	(J23): WS, 90-55 *	
1990-91	(F14): UO, 75-69 *	
	(J19): WS, 82-79	
1989-90	(F15): UO, 71-66	
	(J21): UO, 82-68 *	

1988-89	(M9): WS, 78-56	7
	(F18): WS, 60-54	
	(J19): UO, 67-49 *	
1987-88	(F21): UO, 73-66 *	
	(J21): UO, 67-46	
1986-87	(F28): WS, 79-65	
	(J24): UO, 60-55 *	
1985-86	(J19): WS, 60-59 *	
	(F14): WS, 75-71	
1984-85	(J17): UO, 74-72	
	(F16): UO, 84-82 *	
1983-84	(F16): UO, 78-73 *	
	(J21): UO, 64-60	
1982-83	(F17): WS, 48-45	
	(J22): WS, 54-51 *	
1981-82	(F22): WS, 76-69	
	(J23): UO, 60-56 *	
1980-81	(F20): UO, 82-67	
	(J24): UO, 70-66	
1979-80	(F14): WS, 81-66	
	(J19): WS, 62-52 *	
1978-79	(F17): WS, 53-52 *	
	(J20): WS, 74-65	
1977-78	(F9): WS, 57-55 *	
	(F4): WS, 54-48	
1976-77	(F24): WS, 55-53	
	(J15): WS, 49-45 *	
1975-76	(F28): UO, 70-56 *	
	(J17): WS, 78-69	
1974-75	(M1): UO, 56-52 *	
	(J16): UO, 69-68	
	(D30): UO, 74-65	1
1973-74	(M4): UO, 92-61	
	(J11): UO, 69-54 *	
1972-73	(M3): UO, 66-65	
	(J13): UO, 77-63 *	
1971-72	(M4): WS, 77-69 *	
	(J24): WS, 73-56	
1970-71	(M6): UO, 69-68 *	ot
	(J23): UO, 95-68	1
	(D29): UO, 64-48	
1969-70	(M2): WS, 96-87	
	(J16): UO, 90-79 *	
	(D29): UO, 66-57	1
1968-69	(M1): WS, 66-65 *	
	(J18): WS, 67-63	
	(D29): UO, 80-78	1
1967-68	(M1): UO, 81-73 *	
	(J15): WS, 85-66	
	(M4): WS, 82-79	ot
	(J4): WS, 75-71 *	
	(D29): WS, 77-56	1
1965-66	(F28): WS, 88-83	
	(J15): UO, 66-58 *	
	(D29): WS, 76-58	1
1964-65	(F27): WS, 71-61 *	
	(J23): UO, 74-69	
	(J15): WS, 75-68	
1963-64	(J25): WS, 81-71 *	
	(J24): UO, 71-61 *	
	(D27): UO, 79-62	1
1962-63	(F23): UO, 84-72 *	
	(F22): UO, 83-70 *	
	(J19): UO, 58-44	
	(J18): UO, 60-51	
	(D26): UO, 67-57	1
1961-62	(F17): WS, 70-63	
	(F16): WS, 71-45	
	(J20): UO, 81-71 *	
	(J19): UO, 91-81	ot
1960-61	(M4): UO, 76-68	
	(M3): WS, 81-56	
	(F11): WS, 77-73 *	
	(J20): UO, 60-53 *	
	(D29): UO, 58-44	1
1959-60	(J9): UO, 68-64	
	(J4): UO, 62-48 *	
	(D28): UO, 63-48	1
1958-59	(M7): WS, 70-63 *	
	(F9): UO, 61-54 *	
1957-58	(M1): WS, 65-51 *	
	(J24): UO, 63-45	
1956-57	(J26): WS, 74-67	
	(J25): WS, 87-81	
1955-56	(M3): UO, 72-58 *	
	(M2): UO, 80-63 *	
1954-55	(J11): UO, 76-63 *	
	(J10): UO, 68-45 *	
	(J4): UO, 69-55	
	(J3): WS, 63-56	
1953-54	(F3): WS, 74-68 *	
	(F2): UO, 66-51 *	
	(J16): UO, 65-56	
	(J15): UO, 75-73	
1952-53	(F14): UO, 87-70	
	(F13): UO, 64-56	
	(J10): UO, 75-61 *	
	(J9): UO, 74-49 *	
1951-52	(F22): WS, 67-65	
	(F23): UO, 71-61	
	(J8): UO, 59-45 *	
	(J7): UO, 59-45 *	

1950-51	(F14): UO, 57-55 *		1935-36	(M7): UO, 50-45	
	(F13): UO, 66-57 *			(M6): WS, 44-30	
	(F6): UO, 54-52			(F18): WS, 51-40 *	
	(F5): WS, 55-45			(F17): UO, 42-35 *	
1949-50	(F7): WS, 64-48		1934-35	(J22): WS, 37-33	
	(F6): WS, 52-51			(J21): WS, 24-21	
	(J7): WS, 54-46 *			(J5): UO, 32-27 *	
	(J6): UO, 51-48 *			(J4): UO, 35-28 *	
1948-49	(F12): WS, 50-48 *		1933-34	(F17): WS, 43-29	
	(F11): UO, 49-38 *			(F16): UO, 25-20	
	(J8): WS, 43-40			(J9): WS, 38-30 *	
	(J7): WS, 46-43			(J8): UO, 30-27 *	
	(D27): WS, 50-37	17		(J28): WS, 27-22	
1947-48	(M2): UO, 73-54 *		1932-33	(J27): WS, 45-28	
	(M1): WS, 62-60 *			(J14): WS, 47-31 *	
	(F4): WS, 60-59			(J13): WS, 39-24 *	
	(F3): WS, 66-65	ot	1931-32	(F13): UO, 24-21 *	
1946-47	(J25): WS, 48-46			(F12): UO, 34-32 *	
	(J24): WS, 51-37			(J12): UO, 42-29	
	(J4): WS, 52-49 *			(J11): WS, 33-21	
	(J3): UO, 56-52 *		1930-31	(F10): WS, 35-32	
1945-46	(F23): WS, 70-63			(F9): WS, 37-31	
	(F22): WS, 67-61		1929-30	(J17): WS, 41-33 *	
	(F13): UO, 69-65 *			(J16): WS, 32-30 *	
	(F12): WS, 68-61 *			(F15): UO, 35-21	
1944-45	(M17): UO, 39-37 *	15		(F14): WS, 31-28	
	(M16): WS, 53-48 *	15		(J11): UO, 34-32 *	ot
	(M10): UO, 51-41	15		(J10): WS, 32-30 *	
	(J20): UO, 64-48 *		1928-29	(F16): WS, 29-28 *	
	(J19): WS, 54-43 *			(J21): WS, 31-28	
	(J9): UO, 47-34		1927-28	(F20): UO, 42-18 *	
	(J8): WS, 46-36			(J24): UO, 33-16	
1943-44	(F23): UO, 56-44 *		1926-27	(F8): UO, 43-23 *	
	(F22): UO, 56-36 *			(J24): UO, 31-14	
	(F2): WS, 38-33		1925-26	(F8): UO, 35-23 *	
	(F1): UO, 40-36			(J27): UO, 34-22	
1942-43	(F27): UO, 54-39 *		1924-25	(F24): UO, 43-16	
	(F26): UO, 47-45 *			(F9): UO, 30-24 *	
	(J16): WS, 46-40		1923-24	(F27): UO, 33-29 *	
	(J15): UO, 49-36			(F15): UO, 38-31	
1941-42	(F23): UO, 41-27		1922-23	(F21): WS, 40-25	
	(F18): WS, 59-48			(F5): WS, 21-15 *	
	(J10): UO, 48-38 *		1920-21	(M1): UO, 35-28 *	
	(J9): WS, 61-45 *			(F28): UO, 33-27 *	
1940-41	(J22): WS, 50-47			(J26): UO, 33-18	
	(J21): WS, 47-45			(J25): UO, 27-23	
	(J11): WS, 55-40 *		1919-20	(F5): WS, 29-27 *	
	(J10): WS, 48-39 *		1918-19	(F20): UO, 43-27	
1939-40	(M2): WS, 55-54			(F19): UO, 38-28	
	(M1): WS, 62-57			(J28): WS, 36-35 *	
	(F13): UO, 60-50 *			(J27): UO, 29-23 *	
	(F12): UO, 71-41 *		1914-15	(M2): UO, 29-23 *	
1938-39	(J18): UO, 57-31			(F9): WS, 24-18	
	(J17): UO, 56-44		1913-14	(J16): UO, 25-17 *	
	(J7): WS, 39-34 *		1912-13	(F27): WS, 24-20 *	
	(J6): UO, 46-35 *			(F26): UO, 19-17 *	
1937-38	(F15): WS, 44-37			(F15): WS, 25-12 *	
	(F14): UO, 44-34			(F13): WS, 26-17	
	(J8): UO, 50-46 *		1911-12	(M5): UO, 19-7 *	
	(J7): UO, 54-33 *			(M4): UO, 26-11 *	
1936-37	(M20): WS, 42-25	15	1910-11	(F15): UO, 18-13	
	(J20): WS, 42-28			(F11): UO, 32-19 *	
	(J19): UO, 40-36			(F27): UO, 45-14 *	
	(J9): WS, 37-32 *			(F28): UO, 30-17 *	
	(J8): UO, 43-26 *		1909-10	(F12): WS, 22-7 *	
			1907-08	(F12): WS, 15-12	

KEY

- 1 Far West Classic, Portland, Ore.
- 2 Portland, Ore.
- 3 EA SPORTS Maui Invitational, Lahaina, Hawaii
- 4 Las Vegas Showdown, Las Vegas, Nev.
- 5 College Basketball Invitational, Eugene, Ore.
- 6 America's Youth Classic, Eugene, Ore.
- 7 Pac-10 Tournament, Los Angeles, Calif.
- 8 NIT Final Four, New York, N.Y.
- 9 NCAA West Regional Final, Seattle, Wash.
- 10 Corvallis, Ore.
- 11 Pacific Coast Conference Championship
- 12 Pac-12 Tournament, Los Angeles, Calif.
- 13 NIT First Round, Eugene, Ore.
- 14 Pacific Coast Conference Northern Division Playoff, Salem, Ore.
- 15 Pacific Coast Conference Northern Division Playoff
- 16 Pac-10 Tournament, Tucson, Ariz.
- 17 Pacific Coast Conference Tournament, San Francisco, Calif.
- 18 San Francisco, Calif.
- 19 Pacific Coast Conference Championship, San Francisco, Calif.
- 20 Pac-12 Tournament, Las Vegas, Nev.
- 21 Pac-10 Tournament, Tempe, Ariz.
- 22 NCAA West First Round, Portland, Ore.
- 23 NCAA Midwest First Round, Nashville, Tenn.
- 24 NCAA West Regional Semifinal, Seattle, Wash.
- 25 NCAA West Regional Consolation Final, Kansas City, Mo.
- 26 Astoria, Ore.
- 27 Spokane, Wash.
- 28 Global Sports Classic in Las Vegas, Nev.
- 29 NCAA Midwest Regional, St. Louis, Mo.
- 30 Hispanic College Fund Classic, Eugene, Ore.

* Home Game
F Later forfeited to Oregon



Rob Mullens
Director of Athletics
6th Year

Rob Mullens has presided over one of the most successful eras in the University of Oregon's history with Duck student-athletes setting milestone records both on the field and in the classroom. He has guided Oregon to its best finish ever in the Directors' Cup, a national assessment of an athletic department's overall achievements. At the same time, Mullens has improved the Ducks' academic standards to where the University now averages more than 100 academic all-conference selections annually.

And just as important as the athletic and academic success, Oregon's philosophy of fiscal efficiency during Mullens' tenure has been recognized nationwide. The University is one of only a handful of institutions nationwide that is self-sufficient as the Oregon brand continues to grow.

Those three pillars – student-athlete experience, academic excellence and broad-based competitive excellence – comprise the foundation of Mullens' core beliefs as he oversees nearly 500 student-athletes and a budget of nearly \$98 million. Yet Mullens himself would tell you that it is the talented student-athletes, coaches and staff at the University of Oregon that are the department's most valuable assets.

Mullens was named the University's 12th director of intercollegiate athletics on July 15, 2010, after arriving from the University of Kentucky, where he served as deputy director of athletics and managed day-to-day operations for Kentucky's 22-sport athletics department, with an annual operating budget of \$79 million.

Since Mullens' arrival in Eugene, the Duck football team has claimed three conference championships in five seasons and played in the inaugural College Football Playoff Championship Game. The 2015 season saw the coronation of the University's first-ever Heisman Trophy winner, Marcus Mariota, as the Ducks won the Pac-12 title and then defeated undefeated Florida State in the Rose Bowl semifinal game.

Spurred by national championships in men's indoor and outdoor track and field, and women's indoor track and field, as well as top 10 national finishes by softball, football, men's and women's cross country and women's indoor track and field, the Ducks placed 13th in the 2014-15 Directors' Cup final standings, an all-time high for Oregon.

In the history of the Directors' Cup, Oregon is the only program with 18 or fewer NCAA sports to place among the top 15 nationally, a feat the Ducks have done four times. Oregon also ranked among the top 25 for a sixth time in seven years. Ten of the University's 27 all-time national championships have been won in the last five years.

Off the field, Mullens saw three-quarters of UO student-athletes earn degrees, and three garner Capitol One Academic All-America awards. All told, more than 100 student-athletes won academic all-conference awards. Since the opening of the John E. Jaqua Academic Center for Student Athletes in 2010, 29 UO student-athletes have earned Academic All-America honors.

Other highlights of Mullens' tenure include three Women's College World Series appearances for the softball team, a trip to the NCAA championship game in volleyball, three consecutive trips to the NCAA Tournament for men's basketball and a combined total of 10 national championships won by the Duck track and field and cross country squads.

Mullens arrived in Eugene as the Ducks opened their spectacular Matthew Knight Arena, which plays host to the school's men's and women's basketball teams, women's volleyball and acrobatics and tumbling, in addition to benefitting the entire Eugene-Springfield communities as a state-of-the-art venue for concerts, cultural forums and world-class entertainment. Other recent facilities include the Jaqua Center, the Hatfield-Dowling Football Complex and Pape' Field. In 2016, the softball team will open the brand new Jane Sanders Stadium.

Mullens' background is in accounting and auditing, and he promoted sound fiscal management and self-sufficiency at the University of Kentucky. During his total of eight years at Kentucky, the athletic department's operating budget expanded by nearly 70 percent. Fundraising for the department hit record levels each of the past seven years prior to his departure.

Prior to being named deputy director of athletics at Kentucky in 2006, Mullens began as the university's executive associate director of athletics in 2002. He served at the University of Maryland from 1996 to 2002, starting as assistant director of athletics for business and ultimately as executive senior associate director of athletics and chief of staff.

The West Virginia native was senior athletics business manager at the University of Miami (Fla.) from 1994 to 1996, and prior to that he was an accountant/auditor at Ernst & Young in Raleigh, N.C.

The 46-year-old Mullens earned a bachelor's degree in business administration and a master's in sport management from West Virginia University in 1991 and 1993, respectively. He and his wife, Jane, have two sons - Cooper and Tanner.



Michael Schill
University President
1st Year

Michael H. Schill is the 18th president of the University of Oregon. He began his tenure on July 1, 2015. He previously served as the dean and Harry N. Wyatt Professor of Law at the University of Chicago Law School.

Prior to joining the University of Chicago in 2010, Schill served as the dean of the University of California, Los Angeles School of Law from 2004 to 2009. His other faculty appointments include tenured positions as professor of law and urban planning at New York University and professor of law and real estate at the University of Pennsylvania.

A nationally recognized expert in property, real estate, and housing law and policy, Schill is the author or co-author of three books and more than

40 scholarly articles. His work includes studies of the determinants of value in condominium and cooperative housing, the impacts of housing programs on property values, the enforcement of Fair Housing laws, mortgage securitization, and the deregulation of housing markets. His casebook, *Property*, co-authored with James Krier, Greg Alexander, and Lior Strahilevitz is one of the best-selling casebooks used in American law schools.

In 2004, Schill founded the Furman Center for Real Estate and Urban Policy at New York University. Under his and subsequent leadership, the Furman Center has become one of the nation's leading research centers on housing and the built environment.

In addition to serving as the president of the University of Oregon, Schill is a member of the Board of Governors of Argonne National Laboratory, a member of the Board of Trustees of Ithaca, the nonprofit organization that owns JSTOR, and is a Fellow of the American Academy of Arts and Sciences.

Schill graduated with an AB in public policy from Princeton University in 1980 and a JD from the Yale Law School in 1984.

Schill also holds a tenured faculty appointment in the University of Oregon School of Law.





GET IN-DEPTH COVERAGE OF
PAC-12 MEN'S AND WOMEN'S BASKETBALL
EXCLUSIVELY ON PAC-12 NETWORKS



NETWORKS

WHERE CHAMPIONS PLAY

GetPac-12Networks.com

Tune in Mondays, all season long, to Pac-12 Sports Report for an all-access look at the week's top stories across the Conference of Champions.

everybody,
welcome inside
our SF
studios...along
@ JB Long, I'm



**HYPER
DUNK**
QUICK.
CREATIVE.
VERSATILE.