

**100m Men**
**Final**
**19 JUL 2013 / 17:15**

Wind: -1.5 m/s

| Rank | Name             | Nat | Date of Birth | Lane | Reaction time | Result |
|------|------------------|-----|---------------|------|---------------|--------|
| 1    | UJAH Chijindu    | GBR | 5 MAR 1994    | 3    | 0.158         | 10.40  |
| 2    | DIMITROV Denis   | BUL | 10 FEB 1994   | 6    | 0.149         | 10.46  |
| 3    | POLKOWSKI Robert | GER | 22 JUL 1994   | 5    | 0.132         | 10.53  |
| 4    | STROMŠÍK Zdenek  | CZE | 25 NOV 1994   | 4    | 0.163         | 10.56  |
| 5    | HAGBERG Erik     | SWE | 11 APR 1995   | 2    | 0.177         | 10.68  |
| 6    | COX Josh         | GBR | 25 JAN 1995   | 8    | 0.174         | 10.72  |
| 7    | DUTAMBY Stuart   | FRA | 24 APR 1994   | 7    | 0.151         | 10.74  |
| 8    | BAKALÁR Marek    | CZE | 11 SEP 1995   | 1    | 0.166         | 10.75  |

**200m Men**
**Round 1**
**19 JUL 2013 / 19:15**

| Rank | Name                      | Nat | Date of Birth | Lane | Result      |
|------|---------------------------|-----|---------------|------|-------------|
| 1    | REID Leon                 | GBR | 26 JUL 1994   | 4    | 20.85 Q PB  |
| 2    | MITCHELL-BLAKE Nethaneel  | GBR | 2 APR 1994    | 3    | 21.05 Q     |
| 3    | HUDSON-SMITH Matthew      | GBR | 26 OCT 1994   | 8    | 21.09 Q     |
| 4    | ZEZE Mickael-Meba         | FRA | 19 MAY 1994   | 3    | 21.13 Q     |
| 5    | EFIMOV Aleksander         | RUS | 30 JUL 1994   | 5    | 21.15 Q PB  |
| 6    | LAWLER Marcus             | IRL | 28 FEB 1995   | 6    | 21.18 Q     |
| 7    | ANOUMAN Guy-Elphège       | FRA | 13 JUN 1994   | 5    | 21.26 Q     |
| 8    | DESALU Eseosa             | ITA | 19 FEB 1994   | 4    | 21.28 Q     |
| 9    | JANEŽIČ Luka              | SLO | 14 NOV 1995   | 7    | 21.30 Q PB  |
| 10   | IVAŠKOVIĆ Zvonimir        | CRO | 22 JUL 1994   | 6    | 21.31 Q PB  |
| 11   | DIMITROV Denis            | BUL | 10 FEB 1994   | 1    | 21.37 Q PB  |
| 12   | PIVOTTO Pietro            | ITA | 29 APR 1995   | 3    | 21.42 Q PB  |
| 13   | SALO Kristian             | FIN | 16 OCT 1995   | 7    | 21.43 Q =PB |
| 14   | GUNNARSSON Kolbeinn Hödur | ISL | 11 JUL 1995   | 8    | 21.46 q NJR |
| 15   | VANDEBEMDEN Robin         | BEL | 10 FEB 1994   | 5    | 21.48 Q     |
| 16   | THOMAS Geoffrey           | FRA | 31 JUL 1994   | 7    | 21.55 Q     |
| 17   | MOUThON Bastien           | SUI | 25 JUL 1994   | 6    | 21.61 Q     |
| 17   | NOBILI Enrico             | ITA | 15 MAR 1994   | 6    | 21.61 Q     |
| 19   | JABLONSKI Adam            | POL | 7 FEB 1994    | 8    | 21.62 Q     |
| 19   | SAARINEN Roope            | FIN | 20 FEB 1994   | 4    | 21.62 Q PB  |
| 21   | NEVES Luis                | POR | 22 MAY 1995   | 4    | 21.73 Q     |
| 21   | POLOVYTSYA Oleh           | UKR | 13 MAY 1994   | 7    | 21.73 q     |
| 23   | KRESA Sjarhei             | BLR | 2 APR 1994    | 5    | 21.80 q     |
| 23   | TERPEZAN Alexandru        | ROU | 21 DEC 1994   | 2    | 21.80 Q     |
| 25   | SAMUELSSON Samuli         | FIN | 23 JUN 1995   | 2    | 21.85       |
| 26   | BAILON Carlos             | ESP | 7 JUL 1994    | 4    | 21.87       |
| 27   | KRAVTSOV Roman            | UKR | 18 MAY 1995   | 2    | 21.90       |
| 28   | OVERVÅG Henrik            | NOR | 17 JUN 1994   | 3    | 21.95       |
| 28   | PRIVALINEC Lukas          | SVK | 27 DEC 1994   | 6    | 21.95       |
| 30   | RIGLER Erik               | SVK | 4 OCT 1994    | 2    | 22.21       |
| 31   | MIHAILOVS Vladimirs       | LAT | 3 NOV 1995    | 2    | 22.45       |
| 32   | AZARASHVILI Giorgi        | GEO | 22 MAR 1995   | 8    | 23.23 PB    |
| 33   | SIRATSIUK Illia           | BLR | 9 APR 1994    | 5    | 25.72       |
|      | SUPRUN Volodymyr          | UKR | 24 JAN 1994   | 3    | DNF         |
|      | LID Sondre Nyvold         | NOR | 12 MAY 1994   | 7    | DNS         |

**200m Men**
**Round 1 Heat 1/5**
**19 JUL 2013 / 19:15**

Wind: -0.2 m/s

| Rank | Name                      | Nat | Date of Birth | Lane | Reaction time | Result |   |     |
|------|---------------------------|-----|---------------|------|---------------|--------|---|-----|
| 1    | REID Leon                 | GBR | 26 JUL 1994   | 4    | 0.163         | 20.85  | Q | PB  |
| 2    | LAWLER Marcus             | IRL | 28 FEB 1995   | 6    | 0.168         | 21.18  | Q |     |
| 3    | PIVOTTO Pietro            | ITA | 29 APR 1995   | 3    | 0.161         | 21.42  | Q | PB  |
| 4    | SALO Kristian             | FIN | 16 OCT 1995   | 7    | 0.201         | 21.43  | Q | =PB |
| 5    | GUNNARSSON Kolbeinn Hödur | ISL | 11 JUL 1995   | 8    | 0.180         | 21.46  | q | NJR |
| 6    | KRESA Sjarhei             | BLR | 2 APR 1994    | 5    | 0.169         | 21.80  | q |     |
| 7    | RIGLER Erik               | SVK | 4 OCT 1994    | 2    | 0.188         | 22.21  |   |     |

**200m Men**
**Round 1 Heat 2/5**
**19 JUL 2013 / 19:22**

Wind: -1.0 m/s

| Rank | Name                | Nat | Date of Birth | Lane | Reaction time | Result |   |    |
|------|---------------------|-----|---------------|------|---------------|--------|---|----|
| 1    | DESALU Eseosa       | ITA | 19 FEB 1994   | 4    | 0.149         | 21.28  | Q |    |
| 2    | IVAŠKOVIC Zvonimir  | CRO | 22 JUL 1994   | 6    | 0.174         | 21.31  | Q | PB |
| 3    | DIMITROV Denis      | BUL | 10 FEB 1994   | 1    | 0.197         | 21.37  | Q | PB |
| 4    | VANDEBEMDEN Robin   | BEL | 10 FEB 1994   | 5    | 0.162         | 21.48  | Q |    |
| 5    | POLOVYTSYA Oleh     | UKR | 13 MAY 1994   | 7    | 0.167         | 21.73  | q |    |
| 6    | OVERVÅG Henrik      | NOR | 17 JUN 1994   | 3    | 0.159         | 21.95  |   |    |
| 7    | MIHAILOVS Vladimirs | LAT | 3 NOV 1995    | 2    | 0.182         | 22.45  |   |    |
| 8    | AZARASHVILI Giorgi  | GEO | 22 MAR 1995   | 8    | 0.160         | 23.23  |   | PB |

**200m Men**
**Round 1 Heat 3/5**
**19 JUL 2013 / 19:29**

Wind: -0.4 m/s

| Rank | Name                 | Nat | Date of Birth | Lane | Reaction time | Result |   |  |
|------|----------------------|-----|---------------|------|---------------|--------|---|--|
| 1    | HUDSON-SMITH Matthew | GBR | 26 OCT 1994   | 8    | 0.181         | 21.09  | Q |  |
| 2    | ANOUMAN Guy-Elphège  | FRA | 13 JUN 1994   | 5    | 0.198         | 21.26  | Q |  |
| 3    | NEVES Luis           | POR | 22 MAY 1995   | 4    | 0.176         | 21.73  | Q |  |
| 4    | TERPEZAN Alexandru   | ROU | 21 DEC 1994   | 2    | 0.221         | 21.80  | Q |  |
| 5    | PRIVALINEC Lukas     | SVK | 27 DEC 1994   | 6    | 0.215         | 21.95  |   |  |
|      | SUPRUN Volodymyr     | UKR | 24 JAN 1994   | 3    | 0.180         | DNF    |   |  |
|      | LID Sondre Nyvold    | NOR | 12 MAY 1994   | 7    |               | DNS    |   |  |

**200m Men**
**Round 1 Heat 4/5**
**19 JUL 2013 / 19:36**

Wind: -0.5 m/s

| Rank | Name                     | Nat | Date of Birth | Lane | Reaction time | Result |   |    |
|------|--------------------------|-----|---------------|------|---------------|--------|---|----|
| 1    | MITCHELL-BLAKE Nethaneel | GBR | 2 APR 1994    | 3    |               | 21.05  | Q |    |
| 2    | EFIMOV Aleksander        | RUS | 30 JUL 1994   | 5    | 0.162         | 21.15  | Q | PB |
| 3    | THOMAS Geoffrey          | FRA | 31 JUL 1994   | 7    | 0.189         | 21.55  | Q |    |
| 4    | MOUTHON Bastien          | SUI | 25 JUL 1994   | 6    | 0.158         | 21.61  | Q |    |
| 5    | SAMUELSSON Samuli        | FIN | 23 JUN 1995   | 2    | 0.147         | 21.85  |   |    |
| 6    | BAILON Carlos            | ESP | 7 JUL 1994    | 4    | 0.192         | 21.87  |   |    |

**200m Men**
**Round 1 Heat 5/5**
**19 JUL 2013 / 19:43**

Wind: -0.7 m/s

| Rank | Name              | Nat | Date of Birth | Lane | Reaction time | Result |      |
|------|-------------------|-----|---------------|------|---------------|--------|------|
| 1    | ZEZE Mickael-Meba | FRA | 19 MAY 1994   | 3    | 0.161         | 21.13  | Q    |
| 2    | JANEŽIČ Luka      | SLO | 14 NOV 1995   | 7    | 0.166         | 21.30  | Q PB |
| 3    | NOBILI Enrico     | ITA | 15 MAR 1994   | 6    | 0.147         | 21.61  | Q    |
| 4    | JABLONSKI Adam    | POL | 7 FEB 1994    | 8    | 0.145         | 21.62  | Q    |
| 4    | SAARINEN Roope    | FIN | 20 FEB 1994   | 4    | 0.189         | 21.62  | Q PB |
| 6    | KRAVTSOV Roman    | UKR | 18 MAY 1995   | 2    | 0.146         | 21.90  |      |
| 7    | SIRATSIUK Illia   | BLR | 9 APR 1994    | 5    | 0.146         | 25.72  |      |

Qualified: First 4 in each heat (Q) and 4 best performers (q) advance to the Semifinals


**400m Men**
**Final**
**19 JUL 2013 / 18:20**

| Rank | Name            | Nat | Date of Birth | Lane | Reaction time | Result |     |
|------|-----------------|-----|---------------|------|---------------|--------|-----|
| 1    | IVASHKO Pavel   | RUS | 1 JAN 1994    | 5    | 0.215         | 45.81  | NJR |
| 2    | DOBEK Patryk    | POL | 13 FEB 1994   | 3    | 0.160         | 46.15  | PB  |
| 3    | JORDIER Thomas  | FRA | 12 AUG 1994   | 4    | 0.170         | 46.21  | NJR |
| 4    | RUŽIĆ Mateo     | CRO | 16 AUG 1994   | 6    | 0.159         | 46.84  |     |
| 5    | MANDROU Bastien | FRA | 5 JUN 1994    | 1    | 0.224         | 46.97  |     |
| 6    | RAOVIC Milos    | SRB | 12 MAY 1994   | 7    | 0.231         | 46.99  |     |
| 7    | SMOLEN Rafal    | POL | 26 FEB 1994   | 2    | 0.155         | 47.02  |     |
| 8    | PEREMETOV Danil | RUS | 18 MAR 1995   | 8    | 0.191         | 48.57  |     |

**800m Men**
**Round 1**
**19 JUL 2013 / 11:15**

| Rank | Name                | Nat | Date of Birth | Lane | Result  |   |
|------|---------------------|-----|---------------|------|---------|---|
| 1    | ZWICKER Patrick     | GER | 13 JUL 1994   | 3    | 1:50.29 | Q |
| 2    | KOJIC Nemanja       | SRB | 9 JUN 1994    | 2    | 1:50.56 | Q |
| 3    | DE ARRIBA Alvaro    | ESP | 2 JUN 1994    | 5    | 1:50.64 | Q |
| 4    | MIGLIORATI Stefano  | ITA | 8 DEC 1994    | 4    | 1:50.81 | q |
| 5    | BRANSBERG Jordan    | GBR | 1 JAN 1995    | 5    | 1:51.06 | Q |
| 6    | FRANZMAIR Nikolaus  | AUT | 18 FEB 1995   | 4    | 1:51.06 | Q |
| 7    | CHARLES Richard     | GBR | 31 MAY 1994   | 7    | 1:51.10 | Q |
| 8    | AKIL Ayoub          | ITA | 9 MAY 1994    | 3    | 1:51.16 | Q |
| 9    | ANDÚJAR Daniel      | ESP | 14 MAY 1994   | 3    | 1:51.42 | Q |
| 10   | MANCEAUX Gaëtan     | FRA | 21 JUN 1994   | 5    | 1:51.42 | Q |
| 11   | BOTTERMAN Aaron     | BEL | 1 MAY 1994    | 7    | 1:51.50 | Q |
| 12   | LAMPINEN Ville      | FIN | 12 DEC 1994   | 8    | 1:51.53 | q |
| 13   | MORGANA Leo         | FRA | 23 SEP 1994   | 2    | 1:51.64 | Q |
| 14   | CURTI Michael       | SUI | 8 APR 1994    | 6    | 1:51.67 | q |
| 15   | RICCOBON Enrico     | ITA | 29 MAR 1995   | 4    | 1:51.74 | q |
| 16   | MARTÍNEZ Saúl       | ESP | 12 FEB 1994   | 7    | 1:51.77 |   |
| 17   | KHATIR Nasredine    | FRA | 30 JAN 1995   | 7    | 1:51.92 |   |
| 18   | KRALJ Rudolf        | CRO | 10 AUG 1994   | 3    | 1:52.06 | Q |
| 19   | LUDVIG Benjámín     | HUN | 11 MAR 1994   | 2    | 1:52.32 |   |
| 20   | VALIC Lovrenc       | SLO | 28 MAR 1994   | 6    | 1:52.68 |   |
| 21   | ÇOBANOĞLU Utku      | TUR | 8 MAR 1995    | 5    | 1:52.87 |   |
| 22   | GRIFFIN Karl        | IRL | 5 JUN 1995    | 6    | 1:52.94 |   |
| 23   | LØKEN Snorre Holtan | NOR | 25 OCT 1994   | 4    | 1:53.04 |   |
| 24   | VAN DIEPEN Tony     | NED | 17 APR 1996   | 2    | 1:53.44 |   |
| 25   | BAETEN Stijn        | BEL | 3 JUN 1994    | 6    | 1:53.72 |   |
| 26   | SLOMA Yan           | BLR | 3 MAY 1995    | 8    | 1:53.79 |   |
| 27   | SLADE Elliot        | GBR | 5 NOV 1994    | 8    | 1:54.14 |   |
| 28   | TOBIN Seán          | IRL | 20 JUL 1994   | 8    | 2:12.66 |   |

 INTERNET Service: [www.european-athletics.org](http://www.european-athletics.org)

 Timing, Measurement & Data Service by  OMEGA

printed at FRI 19 JUL 2013 20:47

Page 3 of 26

**800m Men**
**Round 1 Heat 1/4**
**19 JUL 2013 / 11:15**

| Rank | Name               | Nat | Date of Birth | Lane | Result    |
|------|--------------------|-----|---------------|------|-----------|
| 1    | ZWICKER Patrick    | GER | 13 JUL 1994   | 3    | 1:50.29 Q |
| 2    | KOJIC Nemanja      | SRB | 9 JUN 1994    | 2    | 1:50.56 Q |
| 3    | DE ARRIBA Alvaro   | ESP | 2 JUN 1994    | 5    | 1:50.64 Q |
| 4    | MIGLIORATI Stefano | ITA | 8 DEC 1994    | 4    | 1:50.81 q |
| 5    | CURTI Michael      | SUI | 8 APR 1994    | 6    | 1:51.67 q |
| 6    | KHATIR Nasredine   | FRA | 30 JAN 1995   | 7    | 1:51.92   |
| 7    | TOBIN Seán         | IRL | 20 JUL 1994   | 8    | 2:12.66   |

Intermediate times: 400m 55.33 ZWICKER Patrick (GER)  
600m 1:22.87 ZWICKER Patrick (GER)

**800m Men**
**Round 1 Heat 2/4**
**19 JUL 2013 / 11:24**

| Rank | Name            | Nat | Date of Birth | Lane | Result    |
|------|-----------------|-----|---------------|------|-----------|
| 1    | ANDÚJAR Daniel  | ESP | 14 MAY 1994   | 3    | 1:51.42 Q |
| 2    | MANCEAUX Gaëtan | FRA | 21 JUN 1994   | 5    | 1:51.42 Q |
| 3    | BOTTERMAN Aaron | BEL | 1 MAY 1994    | 7    | 1:51.50 Q |
| 4    | RICCOBON Enrico | ITA | 29 MAR 1995   | 4    | 1:51.74 q |
| 5    | GRIFFIN Karl    | IRL | 5 JUN 1995    | 6    | 1:52.94   |
| 6    | VAN DIEPEN Tony | NED | 17 APR 1996   | 2    | 1:53.44   |
| 7    | SLADE Elliot    | GBR | 5 NOV 1994    | 8    | 1:54.14   |

Intermediate times: 400m 55.47 VAN DIEPEN Tony (NED)  
600m 1:24.37 ANDÚJAR Daniel (ESP)

**800m Men**
**Round 1 Heat 3/4**
**19 JUL 2013 / 11:33**

| Rank | Name                | Nat | Date of Birth | Lane | Result    |
|------|---------------------|-----|---------------|------|-----------|
| 1    | CHARLES Richard     | GBR | 31 MAY 1994   | 7    | 1:51.10 Q |
| 2    | MORGANA Leo         | FRA | 23 SEP 1994   | 2    | 1:51.64 Q |
| 3    | KRALJ Rudolf        | CRO | 10 AUG 1994   | 3    | 1:52.06 Q |
| 4    | VALIC Lovrenc       | SLO | 28 MAR 1994   | 6    | 1:52.68   |
| 5    | ÇOBANOGLU Utku      | TUR | 8 MAR 1995    | 5    | 1:52.87   |
| 6    | LØKEN Snorre Holtan | NOR | 25 OCT 1994   | 4    | 1:53.04   |
| 7    | SLOMA Yan           | BLR | 3 MAY 1995    | 8    | 1:53.79   |

Intermediate times: 400m 54.53 MORGANA Leo (FRA)  
600m 1:23.20 MORGANA Leo (FRA)

**800m Men**
**Round 1 Heat 4/4**
**19 JUL 2013 / 11:42**

| Rank | Name               | Nat | Date of Birth | Lane | Result    |
|------|--------------------|-----|---------------|------|-----------|
| 1    | BRANSBERG Jordan   | GBR | 1 JAN 1995    | 5    | 1:51.06 Q |
| 2    | FRANZMAIR Nikolaus | AUT | 18 FEB 1995   | 4    | 1:51.06 Q |
| 3    | AKIL Ayoub         | ITA | 9 MAY 1994    | 3    | 1:51.16 Q |
| 4    | LAMPINEN Ville     | FIN | 12 DEC 1994   | 8    | 1:51.53 q |
| 5    | MARTÍNEZ Saúl      | ESP | 12 FEB 1994   | 7    | 1:51.77   |
| 6    | LUDVIG Benjámín    | HUN | 11 MAR 1994   | 2    | 1:52.32   |
| 7    | BAETEN Stijn       | BEL | 3 JUN 1994    | 6    | 1:53.72   |

Intermediate times: 400m 55.11 LUDVIG Benjámín (HUN)  
600m 1:23.61 MARTÍNEZ Saúl (ESP)

Qualified: First 3 in each heat (Q) and 4 best performers (q) advance to the Semifinals

**400m Hurdles Men**
**Round 1**
**19 JUL 2013 / 12:40**

| Rank | Name                   | Nat | Date of Birth | Lane | Result     |
|------|------------------------|-----|---------------|------|------------|
| 1    | PAUL Jacob             | GBR | 6 FEB 1995    | 6    | 50.74 Q PB |
| 2    | CHALYY Timofey         | RUS | 7 APR 1994    | 2    | 51.19 Q    |
| 3    | ADAMCZYK Patryk        | POL | 5 JAN 1994    | 7    | 51.83 Q    |
| 4    | SKOROBOGATKO Aleksandr | RUS | 7 AUG 1994    | 7    | 51.94 Q    |
| 5    | KIELY Ben              | IRL | 11 MAR 1994   | 6    | 52.10 Q PB |
| 6    | CONTINI Mattia         | ITA | 27 OCT 1994   | 5    | 52.42 Q PB |
| 7    | VAILLANT Ludvy         | FRA | 15 MAR 1995   | 3    | 52.52 Q    |
| 8    | ROTH Timo              | SUI | 5 AUG 1994    | 7    | 52.73 Q PB |
| 8    | THRÄNERT Rico          | GER | 25 MAR 1994   | 2    | 52.73 q    |
| 10   | PROIETTI Francesco     | ITA | 5 FEB 1995    | 3    | 52.77 Q PB |
| 11   | MATTHÄS Marcel         | GER | 11 MAR 1994   | 5    | 52.81 q    |
| 12   | LOFTÁS Markus          | NOR | 8 APR 1994    | 3    | 53.10 q SB |
| 13   | AGAFONOV Pavel         | RUS | 28 AUG 1995   | 2    | 53.16 Q    |
| 14   | ÜNSAL Enis             | TUR | 6 JUN 1995    | 4    | 53.20 q    |
| 15   | HANBEN Jonas           | GER | 15 JUL 1995   | 5    | 53.31 Q    |
| 16   | TOIMELA Valtteri       | FIN | 16 JUL 1995   | 5    | 53.49 PB   |
| 17   | HARTLING Johan Nicolai | DEN | 17 JAN 1994   | 2    | 53.54      |
| 18   | RÁDY Zoltán            | HUN | 11 AUG 1995   | 8    | 53.62      |
| 19   | DANYLENKO Danylo       | UKR | 10 OCT 1994   | 4    | 53.63      |
| 20   | JABLONSKI Marcin       | POL | 29 SEP 1994   | 6    | 53.84 Q    |
| 21   | MOLNÁR Attila          | HUN | 11 MAY 1994   | 3    | 54.25      |
| 22   | SANDBERG Joachim       | NOR | 18 MAY 1995   | 4    | 54.65      |
| 23   | ERCOLANI VOLTA Andrea  | SMR | 20 APR 1995   | 6    | 57.48      |
|      | OLEJNIK Roman          | SVK | 4 APR 1994    | 7    | DNF        |
|      | SZEWCZYK Piotr         | POL | 17 AUG 1994   | 4    | DNF        |

**400m Hurdles Men**
**Round 1 Heat 1/4**
**19 JUL 2013 / 12:40**

| Rank | Name            | Nat | Date of Birth | Lane | Reaction time | Result     |
|------|-----------------|-----|---------------|------|---------------|------------|
| 1    | PAUL Jacob      | GBR | 6 FEB 1995    | 6    | 0.182         | 50.74 Q PB |
| 2    | ADAMCZYK Patryk | POL | 5 JAN 1994    | 7    | 0.239         | 51.83 Q    |
| 3    | CONTINI Mattia  | ITA | 27 OCT 1994   | 5    | 0.175         | 52.42 Q PB |
| 4    | THRÄNERT Rico   | GER | 25 MAR 1994   | 2    | 0.167         | 52.73 q    |
| 5    | LOFTÁS Markus   | NOR | 8 APR 1994    | 3    | 0.192         | 53.10 q SB |
| 6    | ÜNSAL Enis      | TUR | 6 JUN 1995    | 4    | 0.186         | 53.20 q    |

**400m Hurdles Men**
**Round 1 Heat 2/4**
**19 JUL 2013 / 12:48**

| Rank | Name                   | Nat | Date of Birth | Lane | Reaction time | Result     |
|------|------------------------|-----|---------------|------|---------------|------------|
| 1    | SKOROBOGATKO Aleksandr | RUS | 7 AUG 1994    | 7    | 0.192         | 51.94 Q    |
| 2    | KIELY Ben              | IRL | 11 MAR 1994   | 6    | 0.151         | 52.10 Q PB |
| 3    | VAILLANT Ludvy         | FRA | 15 MAR 1995   | 3    | 0.163         | 52.52 Q    |
| 4    | TOIMELA Valtteri       | FIN | 16 JUL 1995   | 5    | 0.196         | 53.49 PB   |
| 5    | HARTLING Johan Nicolai | DEN | 17 JAN 1994   | 2    | 0.180         | 53.54      |
|      | SZEWCZYK Piotr         | POL | 17 AUG 1994   | 4    | 0.185         | DNF        |

**400m Hurdles Men**
**Round 1 Heat 3/4**
**19 JUL 2013 / 12:56**

| Rank | Name                  | Nat | Date of Birth | Lane | Reaction time | Result     |
|------|-----------------------|-----|---------------|------|---------------|------------|
| 1    | CHALYY Timofey        | RUS | 7 APR 1994    | 2    | 0.234         | 51.19 Q    |
| 2    | ROTH Timo             | SUI | 5 AUG 1994    | 7    | 0.176         | 52.73 Q PB |
| 3    | PROIETTI Francesco    | ITA | 5 FEB 1995    | 3    | 0.189         | 52.77 Q PB |
| 4    | MATTHÁS Marcel        | GER | 11 MAR 1994   | 5    | 0.187         | 52.81 q    |
| 5    | RÁDY Zoltán           | HUN | 11 AUG 1995   | 8    | 0.183         | 53.62      |
| 6    | DANYLENKO Danylo      | UKR | 10 OCT 1994   | 4    | 0.187         | 53.63      |
| 7    | ERCOLANI VOLTA Andrea | SMR | 20 APR 1995   | 6    | 0.199         | 57.48      |

**400m Hurdles Men**
**Round 1 Heat 4/4**
**19 JUL 2013 / 13:04**

| Rank | Name             | Nat | Date of Birth | Lane | Reaction time | Result  |
|------|------------------|-----|---------------|------|---------------|---------|
| 1    | AGAFONOV Pavel   | RUS | 28 AUG 1995   | 2    | 0.173         | 53.16 Q |
| 2    | HANßEN Jonas     | GER | 15 JUL 1995   | 5    | 0.169         | 53.31 Q |
| 3    | JABLONSKI Marcin | POL | 29 SEP 1994   | 6    | 0.221         | 53.84 Q |
| 4    | MOLNÁR Attila    | HUN | 11 MAY 1994   | 3    | 0.161         | 54.25   |
| 5    | SANDBERG Joachim | NOR | 18 MAY 1995   | 4    | 0.150         | 54.65   |
|      | OLEJNIK Roman    | SVK | 4 APR 1994    | 7    | 0.176         | DNF     |

Qualified: First 3 in each heat (Q) and 4 best performers (q) advance to the Semifinals

**Long Jump Men**
**Final**
**19 JUL 2013 / 18:15**

| Rank | Name                 | Nat | Date of Birth | Order | Result  |
|------|----------------------|-----|---------------|-------|---------|
| 1    | SAFO Elliot          | GBR | 4 FEB 1994    | 9     | 7.86 PB |
| 2    | BROOÏHAERTS Mathias  | BEL | 12 JUL 1994   | 3     | 7.84 PB |
| 3    | ANOUMAN Guy-Elphège  | FRA | 13 JUN 1994   | 7     | 7.60 SB |
| 4    | HEINLE Fabian        | GER | 14 MAY 1994   | 1     | 7.56    |
| 5    | TALÉUS Johan         | SWE | 2 MAR 1994    | 5     | 7.49    |
| 6    | SAYERS Feron         | GBR | 15 OCT 1994   | 12    | 7.48    |
| 7    | GABRIELSEN Benjamin  | DEN | 13 JUN 1995   | 11    | 7.44    |
| 8    | HARTMANN Stephan     | GER | 13 JAN 1994   | 6     | 7.26    |
| 9    | JACOBS Lamont Marcel | ITA | 26 SEP 1994   | 10    | 7.20    |
| 10   | KISELKOVA Fedor      | RUS | 3 JUN 1995    | 2     | 7.16    |
| 11   | ACERA Sergio         | ESP | 15 JAN 1994   | 4     | 7.09    |
| 12   | NEAGOE Ionut Andrei  | ROU | 11 JUN 1994   | 8     | 6.73    |

|    | 1                | 2           | 3           | 4           | 5           | 6           |             |
|----|------------------|-------------|-------------|-------------|-------------|-------------|-------------|
| 1  | SAFO Elliot      | 7.71 (+0.1) | 7.71 (-0.1) | 7.82 (-0.1) | 7.60 (-0.5) | 7.86 (-0.3) | 7.77 (-0.6) |
| 2  | BROOÏHAERTS M    | 7.45 (+0.1) | 7.49 (+0.4) | 7.40 (-0.6) | 7.50 (+0.2) | 7.84 (-1.0) | 7.61 (-0.8) |
| 3  | ANOUMAN G        | 7.43 (-0.1) | 7.28 (-0.1) | 7.45 (-0.7) | 7.35 (-0.2) | 7.60 (-0.4) | 7.19 (-0.7) |
| 4  | HEINLE Fabian    | 7.46 (+0.3) | 7.56 (+0.5) | x (-1.0)    | 7.42 (-0.2) | x (-0.2)    | x (-0.5)    |
| 5  | TALÉUS Johan     | x (+0.3)    | 7.49 (0.0)  | 5.96 (-0.9) | x (+0.3)    | x (-0.4)    | 5.71 (-0.8) |
| 6  | SAYERS Feron     | 7.29 (+0.5) | 7.32 (-0.4) | 7.12 (-0.2) | 7.42 (+0.4) | 7.36 (-0.8) | 7.48 (-0.5) |
| 7  | GABRIELSEN B     | x (+0.6)    | 7.37 (-0.4) | x (-0.3)    | x (+0.6)    | x (-0.7)    | 7.44 (-0.5) |
| 8  | HARTMANN Stephan | 6.97 (+0.1) | 7.26 (0.0)  | 7.18 (-1.0) | x (0.0)     | 3.66 (-0.5) | x (+0.1)    |
| 9  | JACOBS L         | x (+0.5)    | 7.20 (0.0)  | 7.17 (-0.2) |             |             |             |
| 10 | KISELKOVA Fedor  | x (+0.3)    | 7.16 (+0.5) | 7.11 (-1.2) |             |             |             |
| 11 | ACERA Sergio     | x (+0.1)    | x (0.0)     | 7.09 (-0.8) |             |             |             |
| 12 | NEAGOE I         | x (+0.4)    | 6.73 (-0.7) | x (-0.2)    |             |             |             |


**Hammer Men (6 kg)**
**Final**
**19 JUL 2013 / 16:55**

| Rank | Name                 | Nat | Date of Birth | Order | Result       |     |
|------|----------------------|-----|---------------|-------|--------------|-----|
| 1    | PRONKIN Valeriy      | RUS | 15 JUN 1994   | 7     | <b>78.34</b> |     |
| 2    | PÁSZTOR Bence        | HUN | 5 FEB 1995    | 11    | <b>77.35</b> | PB  |
| 3    | BORTOLATO Marco      | ITA | 11 FEB 1994   | 10    | <b>73.43</b> |     |
| 4    | LANG Simon           | GER | 14 JAN 1994   | 5     | <b>72.81</b> |     |
| 5    | BALTACI Özkan        | TUR | 13 FEB 1994   | 9     | <b>72.66</b> |     |
| 6    | ANASTASÁKIS Mihail   | GRE | 3 DEC 1994    | 4     | <b>72.44</b> |     |
| 7    | JONSSON Hilmar Örn   | ISL | 6 MAY 1996    | 1     | <b>71.85</b> | NJR |
| 8    | KOKKONEN Markus      | FIN | 17 MAY 1995   | 6     | <b>71.66</b> | PB  |
| 9    | AUSTNES Jorgen Olsen | NOR | 23 APR 1994   | 8     | <b>70.11</b> | SB  |
| 10   | LAHTINEN Walteri     | FIN | 3 MAR 1995    | 2     | <b>67.32</b> |     |
| 11   | GONZÁLEZ Pablo       | ESP | 15 NOV 1994   | 3     | <b>67.20</b> |     |
| 12   | LARSSON Alexander    | SWE | 10 JUN 1994   | 12    | <b>66.55</b> |     |

|    | 1                  | 2     | 3     | 4     | 5     | 6     |       |
|----|--------------------|-------|-------|-------|-------|-------|-------|
| 1  | PRONKIN Valeriy    | x     | 77.54 | 78.24 | x     | 78.34 | 76.19 |
| 2  | PÁSZTOR Bence      | x     | 76.93 | x     | 77.35 | 76.17 | 76.99 |
| 3  | BORTOLATO Marco    | 72.54 | x     | 67.44 | 73.43 | 67.87 | 71.23 |
| 4  | LANG Simon         | 72.81 | 71.67 | x     | 71.98 | 70.75 | 69.15 |
| 5  | BALTACI Özkan      | 72.66 | x     | x     | x     | 71.00 | 71.89 |
| 6  | ANASTASÁKIS Mihail | 65.74 | x     | 71.89 | x     | 72.44 | x     |
| 7  | JONSSON Hilmar Örn | 68.52 | 68.76 | 71.85 | 69.88 | 70.72 | 69.81 |
| 8  | KOKKONEN Markus    | 70.28 | 71.66 | 68.95 | 70.04 | 68.27 | 66.95 |
| 9  | AUSTNES J          | x     | 69.86 | 70.11 |       |       |       |
| 10 | LAHTINEN Walteri   | x     | x     | 67.32 |       |       |       |
| 11 | GONZÁLEZ Pablo     | x     | 67.20 | x     |       |       |       |
| 12 | LARSSON Alexander  | 66.55 | x     | x     |       |       |       |

**110m Hurdles Men (99.0 cm)**
**Round 1**
**19 JUL 2013 / 10:05**

| Rank | Name                   | Nat | Date of Birth | Lane | Result       |          |
|------|------------------------|-----|---------------|------|--------------|----------|
| 1    | PERINI Lorenzo         | ITA | 22 JUL 1994   | 6    | <b>13.32</b> | Q GR,NJR |
| 2    | DE BONT Jules          | NED | 23 DEC 1994   | 2    | <b>13.45</b> | Q NJR    |
| 2    | OMOREGIE David         | GBR | 1 NOV 1995    | 8    | <b>13.45</b> | Q PB     |
| 4    | PEÑA Brahian           | SUI | 3 APR 1994    | 7    | <b>13.46</b> | Q NJR    |
| 5    | ROBILLART Remy         | FRA | 14 SEP 1994   | 7    | <b>13.51</b> | Q PB     |
| 6    | BELOCIAN Wilhem        | FRA | 22 JUN 1995   | 5    | <b>13.61</b> | Q        |
| 7    | COLOMO Javier          | ESP | 26 MAR 1994   | 4    | <b>13.67</b> | Q =NJR   |
| 8    | BEKIARÍDIS Panayiótis  | GRE | 12 MAR 1994   | 2    | <b>13.74</b> | Q PB     |
| 8    | KING David             | GBR | 13 JUN 1994   | 6    | <b>13.74</b> | Q        |
| 10   | KOLODZIEJSKI Tomasz    | POL | 15 MAR 1994   | 3    | <b>13.76</b> | Q PB     |
| 11   | DE MARCHI Davide       | ITA | 31 MAY 1994   | 2    | <b>13.79</b> | q PB     |
| 12   | EZHOV Denis            | RUS | 18 MAR 1994   | 5    | <b>13.82</b> | q PB     |
| 12   | SEDECIAS Benjamin      | FRA | 18 JAN 1995   | 5    | <b>13.82</b> | Q PB     |
| 14   | RILEY-LABORDE Khai     | GBR | 8 NOV 1995    | 8    | <b>13.83</b> | q        |
| 15   | STOYCHEV Krasimir      | BUL | 11 JAN 1995   | 4    | <b>13.85</b> | Q NJR    |
| 16   | MEYER Maurus           | SUI | 24 MAY 1995   | 4    | <b>13.87</b> | q PB     |
| 17   | LOPEZ Francisco        | ESP | 16 APR 1995   | 4    | <b>13.91</b> | PB       |
| 17   | PEDRIKS Keiso          | EST | 30 APR 1994   | 5    | <b>13.91</b> | NJR      |
| 19   | KAINRATH Martin        | AUT | 10 MAY 1994   | 7    | <b>14.01</b> | PB       |
| 20   | SZUCS Valdó            | HUN | 29 JUN 1995   | 6    | <b>14.07</b> |          |
| 21   | PRONIN Niko            | FIN | 16 FEB 1994   | 8    | <b>14.08</b> | PB       |
| 21   | RAUTAPALO Samuel       | FIN | 30 JUN 1995   | 3    | <b>14.08</b> |          |
| 23   | DUMITRACHE Cosmin Ilie | ROU | 20 JUL 1994   | 2    | <b>14.19</b> |          |
| 24   | FARAGONA Alessandro    | ITA | 25 JAN 1995   | 7    | <b>14.29</b> |          |
| 25   | TAHVAINEN Niko         | FIN | 7 APR 1994    | 6    | <b>14.37</b> |          |
| 26   | SCHUBERT Kacper        | POL | 10 JUL 1995   | 3    | <b>14.43</b> |          |
| 27   | FRACZEK Kamil          | POL | 10 JAN 1994   | 3    | <b>14.46</b> |          |

**INTERNET Service: [www.european-athletics.org](http://www.european-athletics.org)**
**Timing, Measurement & Data Service by  OMEGA**

printed at FRI 19 JUL 2013 20:47

Page 7 of 26



**110m Hurdles Men (99.0 cm)**
**Round 1 Heat 1/4**
**19 JUL 2013 / 10:05**

Wind: +1.4 m/s

| Rank | Name             | Nat | Date of Birth | Lane | Reaction time | Result |   |      |
|------|------------------|-----|---------------|------|---------------|--------|---|------|
| 1    | ROBILLART Remy   | FRA | 14 SEP 1994   | 7    | 0.169         | 13.51  | Q | PB   |
| 2    | COLOMO Javier    | ESP | 26 MAR 1994   | 4    | 0.169         | 13.67  | Q | =NJR |
| 3    | KING David       | GBR | 13 JUN 1994   | 6    | 0.155         | 13.74  | Q |      |
| 4    | DE MARCHI Davide | ITA | 31 MAY 1994   | 2    | 0.154         | 13.79  | q | PB   |
| 5    | EZHOV Denis      | RUS | 18 MAR 1994   | 5    | 0.167         | 13.82  | q | PB   |
| 6    | SCHUBERT Kacper  | POL | 10 JUL 1995   | 3    | 0.159         | 14.43  |   |      |

**110m Hurdles Men (99.0 cm)**
**Round 1 Heat 2/4**
**19 JUL 2013 / 10:12**

Wind: +1.6 m/s

| Rank | Name               | Nat | Date of Birth | Lane | Reaction time | Result |   |        |
|------|--------------------|-----|---------------|------|---------------|--------|---|--------|
| 1    | PERINI Lorenzo     | ITA | 22 JUL 1994   | 6    | 0.185         | 13.32  | Q | CR,NJR |
| 2    | DE BONT Jules      | NED | 23 DEC 1994   | 2    | 0.178         | 13.45  | Q | NJR    |
| 3    | SEDECIAS Benjamin  | FRA | 18 JAN 1995   | 5    | 0.153         | 13.82  | Q | PB     |
| 4    | RILEY-LABORDE Khai | GBR | 8 NOV 1995    | 8    | 0.155         | 13.83  | q |        |
| 5    | MEYER Maurus       | SUI | 24 MAY 1995   | 4    | 0.217         | 13.87  | q | PB     |
| 6    | KAINRATH Martin    | AUT | 10 MAY 1994   | 7    | 0.158         | 14.01  |   | PB     |
| 7    | RAUTAPALO Samuel   | FIN | 30 JUN 1995   | 3    | 0.164         | 14.08  |   |        |

**110m Hurdles Men (99.0 cm)**
**Round 1 Heat 3/4**
**19 JUL 2013 / 10:19**

Wind: +0.1 m/s

| Rank | Name                   | Nat | Date of Birth | Lane | Reaction time | Result |   |     |
|------|------------------------|-----|---------------|------|---------------|--------|---|-----|
| 1    | OMOREGIE David         | GBR | 1 NOV 1995    | 8    | 0.240         | 13.45  | Q | PB  |
| 2    | PEÑA Brahian           | SUI | 3 APR 1994    | 7    | 0.183         | 13.46  | Q | NJR |
| 3    | STOYCHEV Krasimir      | BUL | 11 JAN 1995   | 4    | 0.162         | 13.85  | Q | NJR |
| 4    | PEDRIKS Keiso          | EST | 30 APR 1994   | 5    | 0.150         | 13.91  |   | NJR |
| 5    | DUMITRACHE Cosmin Ilie | ROU | 20 JUL 1994   | 2    | 0.161         | 14.19  |   |     |
| 6    | TAHVAINEN Niko         | FIN | 7 APR 1994    | 6    | 0.180         | 14.37  |   |     |
| 7    | FRACZEK Kamil          | POL | 10 JAN 1994   | 3    | 0.199         | 14.46  |   |     |

**110m Hurdles Men (99.0 cm)**
**Round 1 Heat 4/4**
**19 JUL 2013 / 10:26**

Wind: +1.3 m/s

| Rank | Name                  | Nat | Date of Birth | Lane | Reaction time | Result |   |    |
|------|-----------------------|-----|---------------|------|---------------|--------|---|----|
| 1    | BELOCIAN Wilhem       | FRA | 22 JUN 1995   | 5    | 0.149         | 13.61  | Q |    |
| 2    | BEKIARÍDIS Panayiótis | GRE | 12 MAR 1994   | 2    | 0.217         | 13.74  | Q | PB |
| 3    | KOLODZIEJSKI Tomasz   | POL | 15 MAR 1994   | 3    | 0.164         | 13.76  | Q | PB |
| 4    | LOPEZ Francisco       | ESP | 16 APR 1995   | 4    | 0.140         | 13.91  |   | PB |
| 5    | SZUCS Valdó           | HUN | 29 JUN 1995   | 6    | 0.147         | 14.07  |   |    |
| 6    | PRONIN Niko           | FIN | 16 FEB 1994   | 8    | 0.157         | 14.08  |   | PB |
| 7    | FARAGONA Alessandro   | ITA | 25 JAN 1995   | 7    | 0.158         | 14.29  |   |    |

Qualified: First 3 in each heat (Q) and 4 best performers (q) advance to the Semifinals



**110m Hurdles Men (99.0 cm)**
**Semifinal**
**19 JUL 2013 / 16:50**

| Rank | Name                  | Nat | Date of Birth | Lane | Result |         |
|------|-----------------------|-----|---------------|------|--------|---------|
| 1    | PEÑA Brahian          | SUI | 3 APR 1994    | 4    | 13.52  | Q       |
| 2    | PERINI Lorenzo        | ITA | 22 JUL 1994   | 3    | 13.53  | Q       |
| 3    | OMOREGIE David        | GBR | 1 NOV 1995    | 5    | 13.54  | Q       |
| 4    | BELOCIAN Wilhem       | FRA | 22 JUN 1995   | 6    | 13.56  | Q       |
| 5    | DE BONT Jules         | NED | 23 DEC 1994   | 5    | 13.70  | Q       |
| 6    | ROBILLART Remy        | FRA | 14 SEP 1994   | 6    | 13.76  | Q       |
| 7    | COLOMO Javier         | ESP | 26 MAR 1994   | 3    | 13.92  | q       |
| 8    | MEYER Maurus          | SUI | 24 MAY 1995   | 2    | 13.95  | q       |
| 9    | RILEY-LABORDE Khai    | GBR | 8 NOV 1995    | 1    | 13.96  |         |
| 10   | STOYCHEV Krasimir     | BUL | 11 JAN 1995   | 8    | 13.98  |         |
| 11   | DE MARCHI Davide      | ITA | 31 MAY 1994   | 2    | 14.07  |         |
| 12   | EZHOV Denis           | RUS | 18 MAR 1994   | 1    | 14.09  |         |
| 13   | SEDECIAS Benjamin     | FRA | 18 JAN 1995   | 8    | 14.19  |         |
|      | KOLODZIEJSKI Tomasz   | POL | 15 MAR 1994   | 7    | DNF    |         |
|      | BEKIARÍDIS Panayiótis | GRE | 12 MAR 1994   | 4    | DQ     | R 168.7 |
|      | KING David            | GBR | 13 JUN 1994   | 7    | DNS    |         |

**110m Hurdles Men (99.0 cm)**
**Semifinal 1/2**
**19 JUL 2013 / 16:50**

Wind: -1.5 m/s

| Rank | Name                | Nat | Date of Birth | Lane | Reaction time | Result |   |
|------|---------------------|-----|---------------|------|---------------|--------|---|
| 1    | PEÑA Brahian        | SUI | 3 APR 1994    | 4    | 0.147         | 13.52  | Q |
| 2    | OMOREGIE David      | GBR | 1 NOV 1995    | 5    | 0.147         | 13.54  | Q |
| 3    | ROBILLART Remy      | FRA | 14 SEP 1994   | 6    | 0.193         | 13.76  | Q |
| 4    | COLOMO Javier       | ESP | 26 MAR 1994   | 3    | 0.160         | 13.92  | q |
| 5    | DE MARCHI Davide    | ITA | 31 MAY 1994   | 2    | 0.145         | 14.07  |   |
| 6    | EZHOV Denis         | RUS | 18 MAR 1994   | 1    | 0.169         | 14.09  |   |
| 7    | SEDECIAS Benjamin   | FRA | 18 JAN 1995   | 8    | 0.158         | 14.19  |   |
|      | KOLODZIEJSKI Tomasz | POL | 15 MAR 1994   | 7    | 0.141         | DNF    |   |

**110m Hurdles Men (99.0 cm)**
**Semifinal 2/2**
**19 JUL 2013 / 17:00**

Wind: -0.8 m/s

| Rank | Name                  | Nat | Date of Birth | Lane | Reaction time | Result |         |
|------|-----------------------|-----|---------------|------|---------------|--------|---------|
| 1    | PERINI Lorenzo        | ITA | 22 JUL 1994   | 3    | 0.156         | 13.53  | Q       |
| 2    | BELOCIAN Wilhem       | FRA | 22 JUN 1995   | 6    | 0.144         | 13.56  | Q       |
| 3    | DE BONT Jules         | NED | 23 DEC 1994   | 5    | 0.154         | 13.70  | Q       |
| 4    | MEYER Maurus          | SUI | 24 MAY 1995   | 2    | 0.154         | 13.95  | q       |
| 5    | RILEY-LABORDE Khai    | GBR | 8 NOV 1995    | 1    | 0.152         | 13.96  |         |
| 6    | STOYCHEV Krasimir     | BUL | 11 JAN 1995   | 8    | 0.140         | 13.98  |         |
|      | BEKIARÍDIS Panayiótis | GRE | 12 MAR 1994   | 4    | 0.174         | DQ     | R 168.7 |
|      | KING David            | GBR | 13 JUN 1994   | 7    |               | DNS    |         |

Qualified: First 3 in each heat (Q) and 2 best performers (q) advance to the Final

**100m Women**
**Final**
**19 JUL 2013 / 17:25**

Wind: -1.0 m/s

| Rank | Name              | Nat | Date of Birth | Lane | Reaction time | Result |
|------|-------------------|-----|---------------|------|---------------|--------|
| 1    | AKAKPO Stella     | FRA | 28 FEB 1994   | 6    | 0.177         | 11.52  |
| 2    | PAPPS Sophie      | GBR | 6 OCT 1994    | 5    | 0.151         | 11.72  |
| 3    | SEIDLOVÁ Klára    | CZE | 10 MAR 1994   | 4    | 0.129         | 11.88  |
| 4    | HEALY Phil        | IRL | 1 JAN 1994    | 3    | 0.174         | 11.96  |
| 5    | THURSON Milja     | FIN | 23 MAY 1994   | 1    | 0.158         | 12.02  |
| 6    | CORBUCCI Silvia   | ITA | 22 APR 1994   | 8    | 0.151         | 12.05  |
| 7    | DRAZEK Annika     | GER | 11 APR 1995   | 7    | 0.194         | 12.05  |
| 8    | ANDREOU Paraskevi | CYP | 15 JAN 1997   | 2    | 0.165         | 12.15  |

**200m Women**
**Semifinal**
**19 JUL 2013 / 18:40**

| Rank | Name                      | Nat | Date of Birth | Lane | Result      |
|------|---------------------------|-----|---------------|------|-------------|
| 1    | ASHER-SMITH Dina          | GBR | 4 DEC 1995    | 6    | 23.14 Q =PB |
| 2    | FREESE Anna-Lena          | GER | 21 JAN 1994   | 3    | 23.48 Q     |
| 3    | VAN SCHAGEN Tessa         | NED | 2 FEB 1994    | 1    | 23.49 Q PB  |
| 4    | HENRY Desiree             | GBR | 26 AUG 1995   | 7    | 23.52 Q     |
| 5    | NTIAMOAH Brigitte         | FRA | 5 MAR 1994    | 1    | 23.92 Q SB  |
| 5    | SEIDLOVÁ Klára            | CZE | 10 MAR 1994   | 6    | 23.92 q PB  |
| 7    | GRILLET Justien           | BEL | 18 JUL 1994   | 2    | 23.96 Q     |
| 8    | ATCHO Sarah               | SUI | 1 JUN 1995    | 7    | 23.97 q     |
| 9    | GUBA Liliána              | HUN | 2 NOV 1995    | 8    | 24.04 PB    |
| 10   | COMPPE Solenn             | FRA | 14 MAR 1995   | 7    | 24.05       |
| 11   | JENSEN Christine Bjelland | NOR | 16 JUN 1994   | 5    | 24.17       |
| 12   | HERRERA ABREU Johanelis   | ITA | 11 AUG 1995   | 8    | 24.23       |
| 13   | DE WITTE Laura            | NED | 7 AUG 1995    | 3    | 24.41       |
| 14   | CEDERKVIST Astrid         | NOR | 23 FEB 1994   | 4    | 24.44       |
| 14   | HEALY Phil                | IRL | 1 JAN 1994    | 8    | 24.44       |
| 16   | PIERGALLINI Martina       | ITA | 1 OCT 1994    | 1    | 24.48       |
| 17   | KELLER Charlene           | SUI | 3 SEP 1994    | 5    | 24.53       |
| 18   | KHUBESERYAN Diana         | ARM | 5 MAY 1994    | 2    | 24.61 NJR   |
| 19   | CIBA Kamila               | POL | 29 MAR 1995   | 4    | 24.75       |
| 20   | KYRIAKIDOU Demetra        | CYP | 27 APR 1996   | 6    | 24.97       |
| 21   | FITZ Rachel               | MLT | 4 MAY 1995    | 3    | 26.61       |
| 22   | SIRADZE Salome            | GEO | 7 NOV 1995    | 5    | 27.17       |
|      | HÄMÄLÄINEN Anna           | FIN | 24 MAR 1994   | 2    | DQ R 162.7  |
|      | ISLAMI Drita              | MKD | 1 AUG 1996    | 4    | DNS         |

**200m Women**
**Semifinal 1/3**
**19 JUL 2013 / 18:40**

Wind: -0.1 m/s

| Rank | Name                      | Nat | Date of Birth | Lane | Reaction time  | Result     |
|------|---------------------------|-----|---------------|------|----------------|------------|
| 1    | FREESE Anna-Lena          | GER | 21 JAN 1994   | 3    | 0.183          | 23.48 Q    |
| 2    | NTIAMOAH Brigitte         | FRA | 5 MAR 1994    | 1    | 0.186          | 23.92 Q SB |
| 3    | ATCHO Sarah               | SUI | 1 JUN 1995    | 7    | 0.174          | 23.97 q    |
| 4    | JENSEN Christine Bjelland | NOR | 16 JUN 1994   | 5    | 0.195          | 24.17      |
| 5    | HERRERA ABREU Johanelis   | ITA | 11 AUG 1995   | 8    | 0.191          | 24.23      |
| 6    | KYRIAKIDOU Demetra        | CYP | 27 APR 1996   | 6    | 0.211          | 24.97      |
|      | HÄMÄLÄINEN Anna           | FIN | 24 MAR 1994   | 2    | F <sup>1</sup> | DQ R 162.7 |
|      | ISLAMI Drita              | MKD | 1 AUG 1996    | 4    |                | DNS        |

**200m Women  
Semifinal 2/3**
**19 JUL 2013 / 18:48**

Wind: -1.0 m/s

| Rank | Name              | Nat | Date of Birth | Lane | Reaction time | Result |   |     |
|------|-------------------|-----|---------------|------|---------------|--------|---|-----|
| 1    | VAN SCHAGEN Tessa | NED | 2 FEB 1994    | 1    | 0.155         | 23.49  | Q | PB  |
| 2    | HENRY Desirée     | GBR | 26 AUG 1995   | 7    | 0.127         | 23.52  | Q |     |
| 3    | SEIDLOVÁ Klára    | CZE | 10 MAR 1994   | 6    | 0.171         | 23.92  | q | PB  |
| 4    | HEALY Phil        | IRL | 1 JAN 1994    | 8    | 0.167         | 24.44  |   |     |
| 5    | KELLER Charlene   | SUI | 3 SEP 1994    | 5    | 0.172         | 24.53  |   |     |
| 6    | KHUBESERYAN Diana | ARM | 5 MAY 1994    | 2    | 0.182         | 24.61  |   | NJR |
| 7    | CIBA Kamila       | POL | 29 MAR 1995   | 4    | 0.174         | 24.75  |   |     |
| 8    | FITZ Rachel       | MLT | 4 MAY 1995    | 3    | 0.170         | 26.61  |   |     |

**200m Women  
Semifinal 3/3**
**19 JUL 2013 / 18:56**

Wind: -0.5 m/s

| Rank | Name                | Nat | Date of Birth | Lane | Reaction time | Result |   |     |
|------|---------------------|-----|---------------|------|---------------|--------|---|-----|
| 1    | ASHER-SMITH Dina    | GBR | 4 DEC 1995    | 6    | 0.158         | 23.14  | Q | =PB |
| 2    | GRILLET Justien     | BEL | 18 JUL 1994   | 2    | 0.150         | 23.96  | Q |     |
| 3    | GUBA Liliána        | HUN | 2 NOV 1995    | 8    | 0.234         | 24.04  |   | PB  |
| 4    | COMPPE Solenn       | FRA | 14 MAR 1995   | 7    | 0.204         | 24.05  |   |     |
| 5    | DE WITTE Laura      | NED | 7 AUG 1995    | 3    | 0.189         | 24.41  |   |     |
| 6    | CEDERKVIST Astrid   | NOR | 23 FEB 1994   | 4    | 0.155         | 24.44  |   |     |
| 7    | PIERGALLINI Martina | ITA | 1 OCT 1994    | 1    | 0.165         | 24.48  |   |     |
| 8    | SIRADZE Salome      | GEO | 7 NOV 1995    | 5    | 0.209         | 27.17  |   |     |

Qualified: First 2 in each heat (Q) and 2 best performers (q) advance to the Final

**400m Women  
Final**
**19 JUL 2013 / 18:05**

| Rank | Name                   | Nat | Date of Birth | Lane | Reaction time | Result |  |     |
|------|------------------------|-----|---------------|------|---------------|--------|--|-----|
| 1    | WYCISZKIEWICZ Patrycja | POL | 8 JAN 1994    | 4    | 0.185         | 51.56  |  | NJR |
| 2    | RAZOR Bianca           | ROU | 8 AUG 1994    | 5    | 0.198         | 51.82  |  | PB  |
| 3    | REZHINA Ekaterina      | RUS | 18 OCT 1994   | 6    | 0.175         | 52.27  |  |     |
| 4    | LATIŠEVA-CUDARE Gunta  | LAT | 9 MAR 1995    | 1    | 0.231         | 52.76  |  | NJR |
| 5    | AZEVEDO Catia          | POR | 1 JAN 1994    | 3    | 0.164         | 52.89  |  |     |
| 6    | GLOTOVA Yana           | RUS | 8 APR 1995    | 8    | 0.203         | 53.35  |  |     |
| 7    | MÜLLER Laura           | GER | 1 JAN 1995    | 7    | 0.163         | 53.40  |  | PB  |
| 8    | MORAUSKAITE Modesta    | LTU | 2 OCT 1995    | 2    | 0.218         | 54.76  |  |     |

**Heptathlon  
800m**
**19 JUL 2013 / 17:40**

| Rank | Name                         | Nat | Date of Birth | Lane | Result  | Points |
|------|------------------------------|-----|---------------|------|---------|--------|
| 1    | TORNHED Elin                 | SWE | 1 JAN 1995    | 2    | 2:16.11 | 877    |
| 2    | VITORINO Rafaela             | POR | 18 AUG 1995   | 5    | 2:16.89 | 866    |
| 3    | LINDE Sofia                  | SWE | 12 JAN 1995   | 5    | 2:20.78 | 813    |
| 4    | GUDMUNDSDÓTTIR Arna Stefania | ISL | 1 SEP 1995    | 3    | 2:20.85 | 812    |
| 5    | LINDEMANS Marjolein          | BEL | 17 FEB 1994   | 7    | 2:21.34 | 805 PB |
| 6    | NASELLA Flavia               | ITA | 18 JUN 1994   | 7    | 2:21.49 | 803 PB |
| 7    | MOKRÁŠOVÁ Lucia              | SVK | 27 MAR 1994   | 6    | 2:21.66 | 801 SB |
| 8    | VISSEER Nadine               | NED | 9 FEB 1995    | 8    | 2:23.36 | 778 PB |
| 9    | THIAM Nafissatou             | BEL | 19 AUG 1994   | 2    | 2:24.89 | 758 PB |
| 10   | MILAN Marion                 | FRA | 5 JAN 1995    | 6    | 2:27.50 | 725 PB |
| 11   | SKOGSTRÖM Malin              | SWE | 1 JAN 1995    | 3    | 2:28.35 | 714    |
| 12   | GROENEWOLD Lara              | GER | 1 JAN 1997    | 1    | 2:32.65 | 660    |
| 13   | MULLER Lieke                 | NED | 3 NOV 1994    | 4    | 2:33.58 | 649    |
| 14   | MARLICKA Marika              | POL | 27 JUL 1994   | 1    | 2:34.89 | 633    |
| 15   | CZÚTH Réka                   | HUN | 27 JUN 1994   | 4    | 2:35.96 | 620    |
| 16   | KRUCSAI Zsanett              | HUN | 10 APR 1995   | 8    | 2:36.78 | 610    |

**Heptathlon  
800m - Heat 1/2**
**19 JUL 2013 / 17:40**

| Rank | Name                         | Nat | Date of Birth | Lane | Result  | Points |
|------|------------------------------|-----|---------------|------|---------|--------|
| 1    | TORNHED Elin                 | SWE | 1 JAN 1995    | 2    | 2:16.11 | 877    |
| 2    | VITORINO Rafaela             | POR | 18 AUG 1995   | 5    | 2:16.89 | 866    |
| 3    | GUDMUNDSDÓTTIR Arna Stefania | ISL | 1 SEP 1995    | 3    | 2:20.85 | 812    |
| 4    | NASELLA Flavia               | ITA | 18 JUN 1994   | 7    | 2:21.49 | 803 PB |
| 5    | MILAN Marion                 | FRA | 5 JAN 1995    | 6    | 2:27.50 | 725 PB |
| 6    | MARLICKA Marika              | POL | 27 JUL 1994   | 1    | 2:34.89 | 633    |
| 7    | CZÚTH Réka                   | HUN | 27 JUN 1994   | 4    | 2:35.96 | 620    |
| 8    | KRUCSAI Zsanett              | HUN | 10 APR 1995   | 8    | 2:36.78 | 610    |

Intermediate times: 400m 1:03.29 VITORINO Rafaela (POR)  
600m 1:39.48 VITORINO Rafaela (POR)

**Heptathlon  
800m - Heat 2/2**
**19 JUL 2013 / 17:48**

| Rank | Name                | Nat | Date of Birth | Lane | Result  | Points |
|------|---------------------|-----|---------------|------|---------|--------|
| 1    | LINDE Sofia         | SWE | 12 JAN 1995   | 5    | 2:20.78 | 813    |
| 2    | LINDEMANS Marjolein | BEL | 17 FEB 1994   | 7    | 2:21.34 | 805 PB |
| 3    | MOKRÁŠOVÁ Lucia     | SVK | 27 MAR 1994   | 6    | 2:21.66 | 801 SB |
| 4    | VISSEER Nadine      | NED | 9 FEB 1995    | 8    | 2:23.36 | 778 PB |
| 5    | THIAM Nafissatou    | BEL | 19 AUG 1994   | 2    | 2:24.89 | 758 PB |
| 6    | SKOGSTRÖM Malin     | SWE | 1 JAN 1995    | 3    | 2:28.35 | 714    |
| 7    | GROENEWOLD Lara     | GER | 1 JAN 1997    | 1    | 2:32.65 | 660    |
| 8    | MULLER Lieke        | NED | 3 NOV 1994    | 4    | 2:33.58 | 649    |

Intermediate times: 400m 1:08.79 LINDE Sofia (SWE)  
600m 1:45.14 LINDE Sofia (SWE)

**100m Hurdles Women**
**Round 1**
**19 JUL 2013 / 10:45**

| Rank | Name                 | Nat | Date of Birth | Lane | Result |      |
|------|----------------------|-----|---------------|------|--------|------|
| 1    | ZBÁREN Noemi         | SUI | 12 MAR 1994   | 6    | 13.29  | Q    |
| 2    | LAVIN Sarah          | IRL | 28 MAY 1994   | 4    | 13.38  | Q    |
| 3    | HOFMANN Franziska    | GER | 27 MAR 1994   | 5    | 13.43  | Q    |
| 4    | HURSKÉ Reetta        | FIN | 15 MAY 1995   | 5    | 13.44  | Q PB |
| 5    | KANE Heloise         | FRA | 25 DEC 1995   | 2    | 13.47  | Q    |
| 6    | SENE Awa             | FRA | 24 JUL 1994   | 7    | 13.49  | Q PB |
| 7    | REBSAMEN Eveline     | SUI | 1 JAN 1994    | 3    | 13.56  | Q PB |
| 8    | NIKOLAEVA Anastasiya | RUS | 24 SEP 1995   | 3    | 13.62  | Q PB |
| 9    | ZAPALSKA Monika      | GER | 24 MAY 1994   | 4    | 13.73  | Q    |
| 10   | ERRANDONEA Teresa    | ESP | 15 NOV 1994   | 2    | 13.74  | Q    |
| 11   | GOTTSCHALK Sandra    | GER | 31 MAR 1994   | 6    | 13.79  | q    |
| 12   | FERNANDES Vera       | POR | 24 FEB 1994   | 3    | 13.83  | Q PB |
| 12   | MALMBERG Elise       | SWE | 13 JUL 1995   | 8    | 13.83  | Q PB |
| 14   | MOSSBERG Sofia       | SWE | 31 JAN 1995   | 4    | 13.85  | q PB |
| 15   | ŠEPETAVC Manca       | SLO | 9 SEP 1995    | 2    | 13.87  | q SB |
| 16   | MISSINNE Sarah       | BEL | 16 MAY 1995   | 4    | 13.89  | q    |
| 17   | CARMASSI Giada       | ITA | 15 MAY 1994   | 6    | 13.93  | PB   |
| 18   | KOUDELOVÁ Lucie      | CZE | 6 JUL 1994    | 7    | 13.95  |      |
| 19   | RUNIA Anna Sjoukje   | NED | 19 FEB 1995   | 5    | 13.97  |      |
| 20   | HANSKI Jatta-Juulia  | FIN | 13 JAN 1994   | 6    | 13.99  | SB   |
| 21   | VERTUEUX Christelle  | FRA | 17 AUG 1994   | 3    | 14.31  |      |
| 22   | CHRISTOFI Natalia    | CYP | 10 FEB 1997   | 2    | 14.34  |      |
| 23   | MORASSUTTI Virginia  | ITA | 2 OCT 1995    | 5    | 14.41  |      |
| 24   | TILKI Beyza          | TUR | 3 MAR 1994    | 7    | 14.64  |      |
| 25   | MILLER Yasmin        | GBR | 24 MAY 1995   | 7    | 15.16  |      |

**100m Hurdles Women**
**Round 1 Heat 1/4**
**19 JUL 2013 / 10:45**

Wind: +0.4 m/s

| Rank | Name                | Nat | Date of Birth | Lane | Reaction time | Result     |
|------|---------------------|-----|---------------|------|---------------|------------|
| 1    | ZBÁREN Noemi        | SUI | 12 MAR 1994   | 6    | 0.162         | 13.29 Q    |
| 2    | ZAPALSKA Monika     | GER | 24 MAY 1994   | 4    | 0.140         | 13.73 Q    |
| 3    | MALMBERG Elise      | SWE | 13 JUL 1995   | 8    | 0.171         | 13.83 Q PB |
| 4    | RUNIA Anna Sjoukje  | NED | 19 FEB 1995   | 5    | 0.152         | 13.97      |
| 5    | VERTUEUX Christelle | FRA | 17 AUG 1994   | 3    | 0.171         | 14.31      |
| 6    | CHRISTOFI Natalia   | CYP | 10 FEB 1997   | 2    | 0.137         | 14.34      |
| 7    | TILKI Beyza         | TUR | 3 MAR 1994    | 7    | 0.207         | 14.64      |

**100m Hurdles Women**
**Round 1 Heat 2/4**
**19 JUL 2013 / 10:52**

Wind: +0.8 m/s

| Rank | Name                | Nat | Date of Birth | Lane | Reaction time | Result     |
|------|---------------------|-----|---------------|------|---------------|------------|
| 1    | HOFMANN Franziska   | GER | 27 MAR 1994   | 5    | 0.145         | 13.43 Q    |
| 2    | ERRANDONEA Teresa   | ESP | 15 NOV 1994   | 2    | 0.148         | 13.74 Q    |
| 3    | FERNANDES Vera      | POR | 24 FEB 1994   | 3    | 0.181         | 13.83 Q PB |
| 4    | MISSINNE Sarah      | BEL | 16 MAY 1995   | 4    | 0.145         | 13.89 q    |
| 5    | KOUDELOVÁ Lucie     | CZE | 6 JUL 1994    | 7    | 0.147         | 13.95      |
| 6    | HANSKI Jatta-Juulia | FIN | 13 JAN 1994   | 6    | 0.227         | 13.99 SB   |

**100m Hurdles Women**
**Round 1 Heat 3/4**
**19 JUL 2013 / 10:59**

Wind: +1.0 m/s

| Rank | Name                | Nat | Date of Birth | Lane | Reaction time | Result |      |
|------|---------------------|-----|---------------|------|---------------|--------|------|
| 1    | LAVIN Sarah         | IRL | 28 MAY 1994   | 4    | 0.163         | 13.38  | Q    |
| 2    | SENE Awa            | FRA | 24 JUL 1994   | 7    | 0.219         | 13.49  | Q PB |
| 3    | REBSAMEN Eveline    | SUI | 1 JAN 1994    | 3    | 0.151         | 13.56  | Q PB |
| 4    | GOTTSCHALK Sandra   | GER | 31 MAR 1994   | 6    | 0.195         | 13.79  | q    |
| 5    | ŠEPETAVC Manca      | SLO | 9 SEP 1995    | 2    | 0.152         | 13.87  | q SB |
| 6    | MORASSUTTI Virginia | ITA | 2 OCT 1995    | 5    | 0.147         | 14.41  |      |

**100m Hurdles Women**
**Round 1 Heat 4/4**
**19 JUL 2013 / 11:06**

Wind: +0.9 m/s

| Rank | Name                 | Nat | Date of Birth | Lane | Reaction time | Result |      |
|------|----------------------|-----|---------------|------|---------------|--------|------|
| 1    | HURSKÉ Reetta        | FIN | 15 MAY 1995   | 5    | 0.146         | 13.44  | Q PB |
| 2    | KANE Heloise         | FRA | 25 DEC 1995   | 2    | 0.182         | 13.47  | Q    |
| 3    | NIKOLAEVA Anastasiya | RUS | 24 SEP 1995   | 3    | 0.149         | 13.62  | Q PB |
| 4    | MOSSBERG Sofia       | SWE | 31 JAN 1995   | 4    | 0.185         | 13.85  | q PB |
| 5    | CARMASSI Giada       | ITA | 15 MAY 1994   | 6    | 0.166         | 13.93  | PB   |
| 6    | MILLER Yasmin        | GBR | 24 MAY 1995   | 7    | 0.156         | 15.16  |      |

Qualified: First 3 in each heat (Q) and 4 best performers (q) advance to the Semifinals

**100m Hurdles Women**
**Semifinal**
**19 JUL 2013 / 16:25**


| Rank | Name                 | Nat | Date of Birth | Lane | Result |      |
|------|----------------------|-----|---------------|------|--------|------|
| 1    | ZBÄREN Noemi         | SUI | 12 MAR 1994   | 3    | 13.37  | Q    |
| 2    | HOFMANN Franziska    | GER | 27 MAR 1994   | 5    | 13.38  | Q SB |
| 3    | LAVIN Sarah          | IRL | 28 MAY 1994   | 4    | 13.45  | Q    |
| 4    | SENE Awa             | FRA | 24 JUL 1994   | 3    | 13.57  | Q    |
| 5    | KANE Heloise         | FRA | 25 DEC 1995   | 5    | 13.59  | Q    |
| 6    | HURSKÉ Reetta        | FIN | 15 MAY 1995   | 4    | 13.59  | Q    |
| 7    | ZAPALSKA Monika      | GER | 24 MAY 1994   | 6    | 13.66  | q    |
| 8    | ERRANDONEA Teresa    | ESP | 15 NOV 1994   | 6    | 13.80  | q    |
| 9    | REBSAMEN Eveline     | SUI | 1 JAN 1994    | 7    | 13.81  |      |
| 10   | NIKOLAEVA Anastasiya | RUS | 24 SEP 1995   | 8    | 13.82  |      |
| 11   | MALMBERG Elise       | SWE | 13 JUL 1995   | 8    | 13.88  |      |
| 12   | ŠEPETAVC Manca       | SLO | 9 SEP 1995    | 1    | 13.88  |      |
| 13   | MISSINNE Sarah       | BEL | 16 MAY 1995   | 2    | 13.91  |      |
| 14   | GOTTSCHALK Sandra    | GER | 31 MAR 1994   | 1    | 13.99  |      |
| 15   | FERNANDES Vera       | POR | 24 FEB 1994   | 7    | 14.08  |      |
| 16   | MOSSBERG Sofia       | SWE | 31 JAN 1995   | 2    | 14.10  |      |

**100m Hurdles Women**
**Semifinal 1/2**
**19 JUL 2013 / 16:25**

Wind: -0.2 m/s

| Rank | Name              | Nat | Date of Birth | Lane | Reaction time | Result |      |
|------|-------------------|-----|---------------|------|---------------|--------|------|
| 1    | HOFMANN Franziska | GER | 27 MAR 1994   | 5    | 0.145         | 13.38  | Q SB |
| 2    | LAVIN Sarah       | IRL | 28 MAY 1994   | 4    | 0.154         | 13.45  | Q    |
| 3    | SENE Awa          | FRA | 24 JUL 1994   | 3    | 0.182         | 13.57  | Q    |
| 4    | ZAPALSKA Monika   | GER | 24 MAY 1994   | 6    | 0.146         | 13.66  | q    |
| 5    | REBSAMEN Eveline  | SUI | 1 JAN 1994    | 7    | 0.177         | 13.81  |      |
| 6    | MALMBERG Elise    | SWE | 13 JUL 1995   | 8    | 0.163         | 13.88  |      |
| 7    | ŠEPETAVC Manca    | SLO | 9 SEP 1995    | 1    | 0.154         | 13.88  |      |
| 8    | MISSINNE Sarah    | BEL | 16 MAY 1995   | 2    | 0.142         | 13.91  |      |

 INTERNET Service: [www.european-athletics.org](http://www.european-athletics.org)

 Timing, Measurement & Data Service by 

printed at FRI 19 JUL 2013 20:47

Page 14 of 26

**100m Hurdles Women**  
**Semifinal 2/2**
**19 JUL 2013 / 16:35**

Wind: -0.8 m/s

| Rank | Name                 | Nat | Date of Birth | Lane | Reaction time | Result  |
|------|----------------------|-----|---------------|------|---------------|---------|
| 1    | ZBÁREN Noemi         | SUI | 12 MAR 1994   | 3    | 0.157         | 13.37 Q |
| 2    | KANE Heloise         | FRA | 25 DEC 1995   | 5    | 0.155         | 13.59 Q |
| 3    | HURSKÉ Reetta        | FIN | 15 MAY 1995   | 4    | 0.160         | 13.59 Q |
| 4    | ERRANDONEA Teresa    | ESP | 15 NOV 1994   | 6    | 0.133         | 13.80 q |
| 5    | NIKOLAEVA Anastasiya | RUS | 24 SEP 1995   | 8    | 0.137         | 13.82   |
| 6    | GOTTSCALK Sandra     | GER | 31 MAR 1994   | 1    | 0.178         | 13.99   |
| 7    | FERNANDES Vera       | POR | 24 FEB 1994   | 7    | 0.166         | 14.08   |
| 8    | MOSSBERG Sofia       | SWE | 31 JAN 1995   | 2    | 0.172         | 14.10   |

Qualified: First 3 in each heat (Q) and 2 best performers (q) advance to the Final


**400m Hurdles Women**  
**Round 1**
**19 JUL 2013 / 12:00**

| Rank | Name                        | Nat | Date of Birth | Lane | Result     |
|------|-----------------------------|-----|---------------|------|------------|
| 1    | McLEAN Hayley               | GBR | 9 SEP 1994    | 2    | 58.48 Q    |
| 2    | MORELLI Irene               | ITA | 4 OCT 1995    | 7    | 58.76 Q PB |
| 3    | SALTERBERG Christine        | GER | 9 JUN 1994    | 3    | 58.79 Q    |
| 4    | MEDJID Joan                 | FRA | 29 SEP 1995   | 3    | 58.83 Q    |
| 5    | SVORTEVIK Vilde             | NOR | 18 MAY 1994   | 7    | 58.95 Q    |
| 6    | RICHARDS Shona              | GBR | 1 SEP 1995    | 3    | 58.96 Q PB |
| 7    | BAUWE Émeline               | FRA | 1 JUL 1995    | 5    | 58.97 Q    |
| 8    | PAHLITZSCH Karolina         | GER | 5 APR 1994    | 5    | 59.00 Q PB |
| 9    | MÄÄTTÄNEN Eveliina          | FIN | 1 SEP 1995    | 5    | 59.17 q PB |
| 10   | TURNER Jessica              | GBR | 8 AUG 1995    | 6    | 59.28 Q PB |
| 11   | YILDIRIM Derya              | TUR | 9 NOV 1994    | 2    | 59.33 q    |
| 12   | TROŠT Eva                   | SLO | 11 MAR 1994   | 6    | 59.39 Q SB |
| 13   | MILLET Nessa                | IRL | 5 DEC 1994    | 4    | 59.69 q PB |
| 14   | GOLOVATAYA Ekaterina        | RUS | 5 FEB 1994    | 7    | 59.72 Q    |
| 15   | TROEST Stina                | DEN | 17 JAN 1994   | 5    | 59.93 Q    |
| 16   | KLIMENTEVA Alena            | RUS | 12 NOV 1994   | 8    | 59.98 q    |
| 17   | HUJANEN Oona                | FIN | 19 JUL 1994   | 7    | 1:00.21    |
| 18   | VALESKE Luisa               | GER | 1 JAN 1994    | 2    | 1:00.29    |
| 19   | ZAJOVICS Nóra               | HUN | 21 JUN 1994   | 4    | 1:00.60    |
| 20   | VONDRÁŠKOVÁ Denisa          | CZE | 19 MAY 1994   | 2    | 1:01.03    |
| 21   | CRIVELLO Giulia             | ITA | 27 DEC 1995   | 4    | 1:01.33 PB |
| 22   | HLAVATÁ Karolína            | CZE | 13 JUN 1994   | 3    | 1:01.47    |
| 23   | VENTURI DEGLI ESPOSTI Elena | ITA | 2 DEC 1995    | 6    | 1:01.74    |
| 24   | SZARVAS Dóra                | HUN | 27 JUN 1994   | 4    | 1:02.38    |
| 25   | YILDIRIM Büsra              | TUR | 10 MAY 1996   | 6    | 1:04.81    |

**400m Hurdles Women**  
**Round 1 Heat 1/4**
**19 JUL 2013 / 12:00**

| Rank | Name                 | Nat | Date of Birth | Lane | Reaction time | Result     |
|------|----------------------|-----|---------------|------|---------------|------------|
| 1    | McLEAN Hayley        | GBR | 9 SEP 1994    | 2    | 0.211         | 58.48 Q    |
| 2    | MORELLI Irene        | ITA | 4 OCT 1995    | 7    | 0.187         | 58.76 Q PB |
| 3    | SALTERBERG Christine | GER | 9 JUN 1994    | 3    | 0.218         | 58.79 Q    |
| 4    | MÄÄTTÄNEN Eveliina   | FIN | 1 SEP 1995    | 5    | 0.170         | 59.17 q PB |
| 5    | MILLET Nessa         | IRL | 5 DEC 1994    | 4    | 0.158         | 59.69 q PB |
| 6    | KLIMENTEVA Alena     | RUS | 12 NOV 1994   | 8    | 0.163         | 59.98 q    |
| 7    | YILDIRIM Büsra       | TUR | 10 MAY 1996   | 6    | 0.203         | 1:04.81    |

 INTERNET Service: [www.european-athletics.org](http://www.european-athletics.org)

 Timing, Measurement & Data Service by 

printed at FRI 19 JUL 2013 20:47

Page 15 of 26



**400m Hurdles Women**
**Round 1 Heat 2/4**
**19 JUL 2013 / 12:08**

| Rank | Name                | Nat | Date of Birth | Lane | Reaction time | Result  |   |    |
|------|---------------------|-----|---------------|------|---------------|---------|---|----|
| 1    | SVORTEVIK Vilde     | NOR | 18 MAY 1994   | 7    | 0.172         | 58.95   | Q |    |
| 2    | PAHLITZSCH Karolína | GER | 5 APR 1994    | 5    | 0.244         | 59.00   | Q | PB |
| 3    | TURNER Jessica      | GBR | 8 AUG 1995    | 6    | 0.205         | 59.28   | Q | PB |
| 4    | YILDIRIM Derya      | TUR | 9 NOV 1994    | 2    | 0.254         | 59.33   | q |    |
| 5    | HLAVATÁ Karolína    | CZE | 13 JUN 1994   | 3    | 0.203         | 1:01.47 |   |    |
| 6    | SZARVAS Dóra        | HUN | 27 JUN 1994   | 4    | 0.164         | 1:02.38 |   |    |

**400m Hurdles Women**
**Round 1 Heat 3/4**
**19 JUL 2013 / 12:16**

| Rank | Name                        | Nat | Date of Birth | Lane | Reaction time | Result  |   |    |
|------|-----------------------------|-----|---------------|------|---------------|---------|---|----|
| 1    | RICHARDS Shona              | GBR | 1 SEP 1995    | 3    | 0.185         | 58.96   | Q | PB |
| 2    | BAUWE Émeline               | FRA | 1 JUL 1995    | 5    | 0.216         | 58.97   | Q |    |
| 3    | GOLOVATAYA Ekaterina        | RUS | 5 FEB 1994    | 7    | 0.216         | 59.72   | Q |    |
| 4    | ZAJOVICS Nóra               | HUN | 21 JUN 1994   | 4    | 0.206         | 1:00.60 |   |    |
| 5    | VONDRÁŠKOVÁ Denisa          | CZE | 19 MAY 1994   | 2    | 0.208         | 1:01.03 |   |    |
| 6    | VENTURI DEGLI ESPOSTI Elena | ITA | 2 DEC 1995    | 6    | 0.217         | 1:01.74 |   |    |

**400m Hurdles Women**
**Round 1 Heat 4/4**
**19 JUL 2013 / 12:24**

| Rank | Name            | Nat | Date of Birth | Lane | Reaction time | Result  |   |    |
|------|-----------------|-----|---------------|------|---------------|---------|---|----|
| 1    | MEDJID Joan     | FRA | 29 SEP 1995   | 3    | 0.178         | 58.83   | Q |    |
| 2    | TROŠT Eva       | SLO | 11 MAR 1994   | 6    | 0.188         | 59.39   | Q | SB |
| 3    | TROEST Stina    | DEN | 17 JAN 1994   | 5    | 0.180         | 59.93   | Q |    |
| 4    | HUJANEN Oona    | FIN | 19 JUL 1994   | 7    | 0.186         | 1:00.21 |   |    |
| 5    | VALESKE Luisa   | GER | 1 JAN 1994    | 2    | 0.217         | 1:00.29 |   |    |
| 6    | CRIVELLO Giulia | ITA | 27 DEC 1995   | 4    | 0.206         | 1:01.33 |   | PB |

Qualified: First 3 in each heat (Q) and 4 best performers (q) advance to the Semifinals

**High Jump Women**
**Qualification**
**19 JUL 2013 / 10:50**

| Rank | Name                         | Nat | Date of Birth | Order | Result     |
|------|------------------------------|-----|---------------|-------|------------|
| 1    | DELOPHONT Dior               | FRA | 19 OCT 1994   | 8     | 1.80 q     |
| 1    | GOUSIN Tatiána               | GRE | 26 JAN 1994   | 8     | 1.80 q     |
| 1    | HERASHCHENKO Iryna           | UKR | 10 MAR 1995   | 2     | 1.80 q     |
| 1    | KALLENOU Leontia             | CYP | 5 OCT 1994    | 6     | 1.80 q     |
| 1    | RYDZ Aneta                   | POL | 30 MAR 1994   | 1     | 1.80 q     |
| 1    | TABASHNYK Kateryna           | UKR | 15 JUN 1994   | 11    | 1.80 q     |
| 1    | ZUPCIC Lucija                | CRO | 30 APR 1995   | 10    | 1.80 q =PB |
| 8    | DINDUNE Undine               | LAT | 1 APR 1995    | 9     | 1.80 q     |
| 8    | YARYSHKINA Alexandra         | RUS | 10 JUN 1994   | 1     | 1.80 q     |
| 10   | LÄLLÄ Sini                   | FIN | 12 MAR 1994   | 7     | 1.80 q     |
| 11   | ROSSIT Desirée               | ITA | 19 MAR 1994   | 5     | 1.80 q PB  |
| 12   | TUURI Heta                   | FIN | 14 JAN 1995   | 3     | 1.80 q     |
| 13   | GROZAV Ligia Damaris         | ROU | 26 JAN 1994   | 4     | 1.80 q     |
| 14   | NESTECKYTE Gintare           | LTU | 30 DEC 1995   | 11    | 1.75       |
| 14   | PLAZA Alexandra              | GER | 10 AUG 1994   | 4     | 1.75       |
| 16   | GRAUMANN Jossie Marie Joelle | GER | 18 MAR 1994   | 9     | 1.75       |
| 16   | PAU Anna                     | ITA | 30 JAN 1994   | 2     | 1.75       |
| 18   | SESIA Deborah                | ITA | 17 OCT 1994   | 7     | 1.75       |
| 19   | ILIEVA Irina                 | RUS | 22 DEC 1995   | 5     | 1.70       |
| 19   | ONNEN Imke                   | GER | 17 AUG 1994   | 10    | 1.70       |
| 19   | STRACHOVÁ Nikola             | CZE | 13 MAY 1994   | 6     | 1.70       |
| 22   | SEGARRA Marta                | ESP | 29 JUN 1995   | 3     | 1.70       |

|    | 1.65               | 1.70 | 1.75 | 1.80 |
|----|--------------------|------|------|------|
| 1  | DELOPHONT Dior     | -    | o    | o    |
| 1  | GOUSIN Tatiána     | o    | o    | o    |
| 1  | HERASHCHENKO Iryna | -    | o    | o    |
| 1  | KALLENOU Leontia   | -    | o    | o    |
| 1  | RYDZ Aneta         | -    | o    | o    |
| 1  | TABASHNYK Kateryna | -    | o    | o    |
| 1  | ZUPCIC Lucija      | -    | o    | o    |
| 8  | DINDUNE Undine     | o    | o    | xo   |
| 8  | YARYSHKINA A       | -    | o    | xo   |
| 10 | LÄLLÄ Sini         | o    | o    | xxo  |
| 11 | ROSSIT Desirée     | o    | o    | o    |
| 12 | TUURI Heta         | o    | o    | xo   |
| 13 | GROZAV L           | -    | o    | o    |
| 14 | NESTECKYTE Gintare | -    | o    | o    |
| 14 | PLAZA Alexandra    | -    | o    | o    |
| 16 | GRAUMANN J         | o    | o    | xo   |
| 16 | PAU Anna           | o    | o    | xo   |
| 18 | SESIA Deborah      | o    | o    | xxo  |
| 19 | ILIEVA Irina       | -    | o    | xxx  |
| 19 | ONNEN Imke         | o    | o    | xxx  |
| 19 | STRACHOVÁ Nikola   | o    | o    | xxx  |
| 22 | SEGARRA Marta      | xxo  | xo   | xxx  |

**High Jump Women**
**Qualification Group A**
**19 JUL 2013 / 10:50**

| Rank | Name                         | Nat | Date of Birth | Order | Result |
|------|------------------------------|-----|---------------|-------|--------|
| 1    | DELOPHONT Dior               | FRA | 19 OCT 1994   | 8     | 1.80 q |
| 1    | RYDZ Aneta                   | POL | 30 MAR 1994   | 1     | 1.80 q |
| 1    | TABASHNYK Kateryna           | UKR | 15 JUN 1994   | 11    | 1.80 q |
| 4    | TUURI Heta                   | FIN | 14 JAN 1995   | 3     | 1.80 q |
| 5    | GROZAV Ligia Damaris         | ROU | 26 JAN 1994   | 4     | 1.80 q |
| 6    | GRAUMANN Jossie Marie Joelle | GER | 18 MAR 1994   | 9     | 1.75   |
| 6    | PAU Anna                     | ITA | 30 JAN 1994   | 2     | 1.75   |
| 8    | SESIA Deborah                | ITA | 17 OCT 1994   | 7     | 1.75   |
| 9    | ILIEVA Irina                 | RUS | 22 DEC 1995   | 5     | 1.70   |
| 9    | ONNEN Imke                   | GER | 17 AUG 1994   | 10    | 1.70   |
| 9    | STRACHOVÁ Nikola             | CZE | 13 MAY 1994   | 6     | 1.70   |

|                      | 1.65 | 1.70 | 1.75 | 1.80 |
|----------------------|------|------|------|------|
| 1 DELOPHONT Dior     | -    | o    | o    | o    |
| 1 RYDZ Aneta         | -    | o    | o    | o    |
| 1 TABASHNYK Kateryna | -    | o    | o    | o    |
| 4 TUURI Heta         | o    | o    | xo   | xo   |
| 5 GROZAV L           | -    | o    | o    | xxx  |
| 6 GRAUMANN J         | o    | o    | xo   | xxx  |
| 6 PAU Anna           | o    | o    | xo   | xxx  |
| 8 SESIA Deborah      | o    | o    | xxo  | xxx  |
| 9 ILIEVA Irina       | -    | o    | xxx  |      |
| 9 ONNEN Imke         | o    | o    | xxx  |      |
| 9 STRACHOVÁ Nikola   | o    | o    | xxx  |      |

**High Jump Women**
**Qualification Group B**
**19 JUL 2013 / 10:50**

| Rank | Name                 | Nat | Date of Birth | Order | Result     |
|------|----------------------|-----|---------------|-------|------------|
| 1    | GOÚSIN Tatiána       | GRE | 26 JAN 1994   | 8     | 1.80 q     |
| 1    | HERASHCHENKO Iryna   | UKR | 10 MAR 1995   | 2     | 1.80 q     |
| 1    | KALLENOU Leontia     | CYP | 5 OCT 1994    | 6     | 1.80 q     |
| 1    | ZUPCIC Lucija        | CRO | 30 APR 1995   | 10    | 1.80 q =PB |
| 5    | DINDUNE Undine       | LAT | 1 APR 1995    | 9     | 1.80 q     |
| 5    | YARYSHKINA Alexandra | RUS | 10 JUN 1994   | 1     | 1.80 q     |
| 7    | LÄLLÄ Sini           | FIN | 12 MAR 1994   | 7     | 1.80 q     |
| 8    | ROSSIT Desirée       | ITA | 19 MAR 1994   | 5     | 1.80 q PB  |
| 9    | NESTECKYTE Gintare   | LTU | 30 DEC 1995   | 11    | 1.75       |
| 9    | PLAZA Alexandra      | GER | 10 AUG 1994   | 4     | 1.75       |
| 11   | SEGARRA Marta        | ESP | 29 JUN 1995   | 3     | 1.70       |


|                      | 1.65 | 1.70 | 1.75 | 1.80 |
|----------------------|------|------|------|------|
| 1 GOÚSIN Tatiána     | o    | o    | o    | o    |
| 1 HERASHCHENKO Iryna | -    | o    | o    | o    |
| 1 KALLENOU Leontia   | -    | o    | o    | o    |
| 1 ZUPCIC Lucija      | -    | o    | o    | o    |
| 5 DINDUNE Undine     | o    | o    | xo   | o    |
| 5 YARYSHKINA A       | -    | o    | xo   | o    |
| 7 LÄLLÄ Sini         | o    | o    | xxo  | o    |
| 8 ROSSIT Desirée     | o    | o    | o    | xo   |
| 9 NESTECKYTE Gintare | -    | o    | o    | xxx  |
| 9 PLAZA Alexandra    | -    | o    | o    | xxx  |
| 11 SEGARRA Marta     | xxo  | xo   | xxx  |      |

**Qualified:** qualifying perf. 1.84 (Q) or 12 best performers (q) advance to the Final

**Pole Vault Women  
Qualification**
**19 JUL 2013 / 10:00**

| Rank | Name                   | Nat | Date of Birth | Order | Result |       |
|------|------------------------|-----|---------------|-------|--------|-------|
| 1    | BRUNI Roberta          | ITA | 8 MAR 1994    | 4     | 4.05   | Q     |
| 1    | BRYAN Lucy             | GBR | 22 MAY 1995   | 8     | 4.05   | Q     |
| 1    | MALAVISI Sonia         | ITA | 31 OCT 1994   | 2     | 4.05   | Q     |
| 4    | GUILLON-ROMARIN Ninon  | FRA | 15 APR 1995   | 13    | 4.00   | q     |
| 4    | KOLL Reena             | EST | 15 NOV 1996   | 6     | 4.00   | q     |
| 4    | PLUIM Femke            | NED | 10 MAY 1994   | 4     | 4.00   | q     |
| 4    | ŠILHANOVÁ Rebeka       | CZE | 22 MAR 1995   | 12    | 4.00   | q =PB |
| 8    | AMAT Clara             | ESP | 31 JUL 1994   | 12    | 4.00   | q SB  |
| 8    | ARIKAZAN Buse          | TUR | 8 JUL 1994    | 3     | 4.00   | q     |
| 10   | KAPPES Franziska       | GER | 6 MAY 1994    | 10    | 4.00   | q     |
| 11   | BONDARENKO Kristina    | RUS | 10 AUG 1995   | 9     | 4.00   | q     |
| 11   | LUTKOVSKAIA Alena      | RUS | 15 MAR 1996   | 5     | 4.00   | q     |
| 13   | HNIDA Paulina          | POL | 10 JAN 1995   | 1     | 3.90   | =PB   |
| 13   | MOSER Jasmine          | SUI | 1 JAN 1995    | 7     | 3.90   |       |
| 13   | STEFANÍDI Yeoryia      | GRE | 17 SEP 1995   | 2     | 3.90   |       |
| 16   | SÖDERBERG Alissa       | SWE | 12 APR 1994   | 13    | 3.90   |       |
| 17   | SIITONEN Aino          | FIN | 29 SEP 1994   | 11    | 3.90   |       |
| 18   | SISKÓ Zsófia           | HUN | 8 OCT 1994    | 9     | 3.90   |       |
| 19   | QUIRIN Margaux         | BEL | 23 AUG 1995   | 14    | 3.80   |       |
| 20   | PRZYBYLA Kamila        | POL | 3 MAY 1996    | 11    | 3.80   |       |
| 21   | DE AZUA Malen Ruiz     | ESP | 17 NOV 1995   | 5     | 3.80   |       |
| 22   | ESSELAAR Dominique     | NED | 16 AUG 1996   | 1     | 3.65   |       |
| 23   | KYLYPKO Maryna         | UKR | 10 NOV 1995   | 8     | 3.65   |       |
| 24   | MURACCINI Martina      | SMR | 14 MAY 1995   | 10    | 2.75   |       |
|      | FIRTINA Elmas Seda     | TUR | 29 MAY 1994   | 3     | NM     |       |
|      | SADOVNIKOVA Anastasiia | RUS | 22 JUN 1995   | 7     | NM     |       |
|      | SINGH Desiree          | GER | 17 AUG 1994   | 6     | NM     |       |

|    | 2.75               | 3.10 | 3.45 | 3.65 | 3.80 | 3.90 | 4.00 | 4.05 |
|----|--------------------|------|------|------|------|------|------|------|
| 1  | BRUNI Roberta      | -    | -    | -    | -    | -    | -    | o    |
| 1  | BRYAN Lucy         | -    | -    | -    | o    | o    | o    | o    |
| 1  | MALAVISI Sonia     | -    | -    | -    | -    | -    | -    | o    |
| 4  | GUILLON-ROMARIN N  | -    | -    | -    | o    | -    | o    |      |
| 4  | KOLL Reena         | -    | -    | -    | o    | -    | o    |      |
| 4  | PLUIM Femke        | -    | -    | -    | -    | o    | o    |      |
| 4  | ŠILHANOVÁ Rebeka   | -    | -    | -    | o    | o    | o    |      |
| 8  | AMAT Clara         | -    | -    | o    | xo   | o    | o    | xxx  |
| 8  | ARIKAZAN Buse      | -    | -    | -    | xo   | -    | o    |      |
| 10 | KAPPES Franziska   | -    | -    | -    | o    | xo   | xo   |      |
| 11 | BONDARENKO K       | -    | -    | -    | -    | o    | xxo  |      |
| 11 | LUTKOVSKAIA Alena  | -    | -    | -    | -    | -    | xxo  | -    |
| 13 | HNIDA Paulina      | -    | -    | o    | o    | o    | xxx  |      |
| 13 | MOSER Jasmine      | -    | -    | -    | o    | o    | xxx  |      |
| 13 | STEFANÍDI Yeoryia  | -    | -    | -    | o    | o    | xxx  |      |
| 16 | SÖDERBERG Alissa   | -    | -    | o    | o    | xo   | xxx  |      |
| 17 | SIITONEN Aino      | -    | -    | -    | o    | xxo  | xxx  |      |
| 18 | SISKÓ Zsófia       | -    | xo   | o    | xo   | xxo  | xxx  |      |
| 19 | QUIRIN Margaux     | -    | -    | o    | o    | xxx  |      |      |
| 20 | PRZYBYLA Kamila    | -    | -    | -    | o    | xo   | xxx  |      |
| 21 | DE AZUA Malen Ruiz | -    | -    | -    | o    | xxo  | xxx  |      |
| 22 | ESSELAAR Dominique | -    | -    | -    | o    | xxx  |      |      |
| 23 | KYLYPKO Maryna     | -    | -    | o    | xo   | xxx  |      |      |
| 24 | MURACCINI Martina  | o    | xxx  | -    | -    | -    | -    |      |
|    | FIRTINA Elmas Seda | -    | -    | -    | -    | xxx  |      |      |
|    | SADOVNIKOVA A      | -    | -    | -    | -    | xxx  |      |      |
|    | SINGH Desiree      | -    | -    | -    | -    | xxx  |      |      |

**INTERNET Service: [www.european-athletics.org](http://www.european-athletics.org)**
**Timing, Measurement & Data Service by  OMEGA**

printed at FRI 19 JUL 2013 20:47

Page 19 of 26

**Pole Vault Women**
**Qualification Group A**
**19 JUL 2013 / 10:00**

| Rank | Name                  | Nat | Date of Birth | Order | Result     |
|------|-----------------------|-----|---------------|-------|------------|
| 1    | MALAVISI Sonia        | ITA | 31 OCT 1994   | 2     | 4.05 Q     |
| 2    | GUILLOM-ROMARIN Ninon | FRA | 15 APR 1995   | 13    | 4.00 q     |
| 2    | KOLL Reena            | EST | 15 NOV 1996   | 6     | 4.00 q     |
| 2    | PLUIM Femke           | NED | 10 MAY 1994   | 4     | 4.00 q     |
| 2    | ŠILHANOVÁ Rebeka      | CZE | 22 MAR 1995   | 12    | 4.00 q =PB |
| 6    | ARIKAZAN Buse         | TUR | 8 JUL 1994    | 3     | 4.00 q     |
| 7    | KAPPES Franziska      | GER | 6 MAY 1994    | 10    | 4.00 q     |
| 8    | BONDARENKO Kristina   | RUS | 10 AUG 1995   | 9     | 4.00 q     |
| 9    | HNIDA Paulina         | POL | 10 JAN 1995   | 1     | 3.90 =PB   |
| 9    | MOSEK Jasmine         | SUI | 1 JAN 1995    | 7     | 3.90       |
| 11   | SIITONEN Aino         | FIN | 29 SEP 1994   | 11    | 3.90       |
| 12   | DE AZUA Malen Ruiz    | ESP | 17 NOV 1995   | 5     | 3.80       |
| 13   | KYLYPKO Maryna        | UKR | 10 NOV 1995   | 8     | 3.65       |


|                       | 2.75 | 3.10 | 3.45 | 3.65 | 3.80 | 3.90 | 4.00 | 4.05 |
|-----------------------|------|------|------|------|------|------|------|------|
| 1 MALAVISI Sonia      | -    | -    | -    | -    | -    | -    | -    | o    |
| 2 GUILLOM-ROMARIN N   | -    | -    | -    | -    | o    | -    | o    | -    |
| 2 KOLL Reena          | -    | -    | -    | -    | o    | -    | o    | -    |
| 2 PLUIM Femke         | -    | -    | -    | -    | -    | o    | o    | -    |
| 2 ŠILHANOVÁ Rebeka    | -    | -    | -    | o    | o    | o    | o    | -    |
| 6 ARIKAZAN Buse       | -    | -    | -    | -    | xo   | -    | o    | -    |
| 7 KAPPES Franziska    | -    | -    | -    | -    | o    | xo   | xo   | -    |
| 8 BONDARENKO K        | -    | -    | -    | -    | -    | o    | xxo  | -    |
| 9 HNIDA Paulina       | -    | o    | o    | o    | o    | o    | xxx  | -    |
| 9 MOSEK Jasmine       | -    | -    | -    | o    | o    | o    | xxx  | -    |
| 11 SIITONEN Aino      | -    | -    | -    | o    | o    | xxo  | xxx  | -    |
| 12 DE AZUA Malen Ruiz | -    | -    | -    | o    | xxo  | xxx  | -    | -    |
| 13 KYLYPKO Maryna     | -    | -    | o    | xo   | xxx  | -    | -    | -    |

**Pole Vault Women**
**Qualification Group B**
**19 JUL 2013 / 10:00**

| Rank | Name                   | Nat | Date of Birth | Order | Result    |
|------|------------------------|-----|---------------|-------|-----------|
| 1    | BRUNI Roberta          | ITA | 8 MAR 1994    | 4     | 4.05 Q    |
| 1    | BRYAN Lucy             | GBR | 22 MAY 1995   | 8     | 4.05 Q    |
| 3    | AMAT Clara             | ESP | 31 JUL 1994   | 12    | 4.00 q SB |
| 4    | LUTKOVSKAIA Alena      | RUS | 15 MAR 1996   | 5     | 4.00 q    |
| 5    | STEFANÍDI Yeoryia      | GRE | 17 SEP 1995   | 2     | 3.90      |
| 6    | SÖDERBERG Alissa       | SWE | 12 APR 1994   | 13    | 3.90      |
| 7    | SISKÓ Zsófia           | HUN | 8 OCT 1994    | 9     | 3.90      |
| 8    | QUIRIN Margaux         | BEL | 23 AUG 1995   | 14    | 3.80      |
| 9    | PRZYBYLA Kamila        | POL | 3 MAY 1996    | 11    | 3.80      |
| 10   | ESSELAAR Dominique     | NED | 16 AUG 1996   | 1     | 3.65      |
| 11   | MURACCINI Martina      | SMR | 14 MAY 1995   | 10    | 2.75      |
|      | FIRTINA Elmas Seda     | TUR | 29 MAY 1994   | 3     | NM        |
|      | SADOVNIKOVA Anastasiia | RUS | 22 JUN 1995   | 7     | NM        |
|      | SINGH Desiree          | GER | 17 AUG 1994   | 6     | NM        |

|                       | 2.75 | 3.10 | 3.45 | 3.65 | 3.80 | 3.90 | 4.00 | 4.05 |
|-----------------------|------|------|------|------|------|------|------|------|
| 1 BRUNI Roberta       | -    | -    | -    | -    | -    | -    | -    | o    |
| 1 BRYAN Lucy          | -    | -    | -    | -    | o    | o    | o    | o    |
| 3 AMAT Clara          | -    | -    | -    | o    | xo   | o    | o    | xxx  |
| 4 LUTKOVSKAIA Alena   | -    | -    | -    | -    | -    | -    | xxo  | -    |
| 5 STEFANÍDI Yeoryia   | -    | -    | -    | o    | o    | o    | xxx  | -    |
| 6 SÖDERBERG Alissa    | -    | -    | -    | o    | o    | xo   | xxx  | -    |
| 7 SISKÓ Zsófia        | -    | xo   | o    | xo   | xo   | xxo  | xxx  | -    |
| 8 QUIRIN Margaux      | -    | -    | -    | o    | o    | xxx  | -    | -    |
| 9 PRZYBYLA Kamila     | -    | -    | -    | o    | xo   | xxx  | -    | -    |
| 10 ESSELAAR Dominique | -    | -    | -    | o    | xxx  | -    | -    | -    |
| 11 MURACCINI Martina  | o    | xxx  | -    | -    | -    | -    | -    | -    |
| FIRTINA Elmas Seda    | -    | -    | -    | -    | -    | xxx  | -    | -    |
| SADOVNIKOVA A         | -    | -    | -    | -    | xxx  | -    | -    | -    |
| SINGH Desiree         | -    | -    | -    | -    | xxx  | -    | -    | -    |

**Qualified:** qualifying perf. 4.05 (Q) or 12 best performers (q) advance to the Final

**INTERNET Service: [www.european-athletics.org](http://www.european-athletics.org)**
**Timing, Measurement & Data Service by  OMEGA**

printed at FRI 19 JUL 2013 20:47

Page 20 of 26

## Results Day 2

**Heptathlon**
**Long Jump**
**19 JUL 2013 / 12:30**


| Rank | Name                         | Nat | Date of Birth | Order | Result      | Points  |
|------|------------------------------|-----|---------------|-------|-------------|---------|
| 1    | LINDEMANS Marjolein          | BEL | 17 FEB 1994   | 8     | <b>6.39</b> | 972 PB  |
| 2    | THIAM Nafissatou             | BEL | 19 AUG 1994   | 6     | <b>6.37</b> | 965 PB  |
| 3    | KRUCSAI Zsanett              | HUN | 10 APR 1995   | 1     | <b>6.01</b> | 853     |
| 4    | LINDE Sofia                  | SWE | 12 JAN 1995   | 7     | <b>5.99</b> | 846     |
| 5    | MOKRÁŠOVÁ Lucia              | SVK | 27 MAR 1994   | 9     | <b>5.96</b> | 837 =PB |
| 6    | GROENEWOLD Lara              | GER | 1 JAN 1997    | 5     | <b>5.92</b> | 825     |
| 7    | VISSER Nadine                | NED | 9 FEB 1995    | 4     | <b>5.83</b> | 798 PB  |
| 8    | CZÚTH Réka                   | HUN | 27 JUN 1994   | 2     | <b>5.77</b> | 780     |
| 9    | MILAN Marion                 | FRA | 5 JAN 1995    | 3     | <b>5.76</b> | 777 PB  |
| 10   | TORNHED Elin                 | SWE | 1 JAN 1995    | 3     | <b>5.71</b> | 762 PB  |
| 11   | MULLER Lieke                 | NED | 3 NOV 1994    | 7     | <b>5.68</b> | 753     |
| 12   | VITORINO Rafaela             | POR | 18 AUG 1995   | 2     | <b>5.66</b> | 747 PB  |
| 13   | SKOGSTRÖM Malin              | SWE | 1 JAN 1995    | 5     | <b>5.65</b> | 744 PB  |
| 14   | MARLICKA Marika              | POL | 27 JUL 1994   | 6     | <b>5.59</b> | 726 PB  |
| 15   | NASELLA Flavia               | ITA | 18 JUN 1994   | 4     | <b>5.56</b> | 717 PB  |
| 16   | GUDMUNDSDÓTTIR Arna Stefania | ISL | 1 SEP 1995    | 8     | <b>5.36</b> | 660     |
|      | THORSAS Frida                | NOR | 31 JAN 1994   | 1     | <b>DNS</b>  |         |

|    | 1                            | 2           | 3           |
|----|------------------------------|-------------|-------------|
| 1  | LINDEMANS M 6.13 (+1.4)      | 6.11 (+0.5) | 6.39 (+1.1) |
| 2  | THIAM Nafissatou 6.37 (-0.1) | x (+0.1)    | 4.61 (+1.1) |
| 3  | KRUCSAI Zsanett 5.74 (+0.7)  | 6.01 (+0.5) | 3.86 (+0.1) |
| 4  | LINDE Sofia 5.92 (+0.5)      | 5.91 (+1.1) | 5.99 (+1.1) |
| 5  | MOKRÁŠOVÁ Lucia 5.96 (+0.8)  | x (+0.5)    | 5.77 (+0.5) |
| 6  | GROENEWOLD Lara 5.79 (+0.3)  | 5.92 (+0.8) | x (+0.2)    |
| 7  | VISSER Nadine 5.65 (+0.6)    | 5.83 (-0.2) | x (+0.4)    |
| 8  | CZÚTH Réka 5.66 (+0.3)       | x (0.0)     | 5.77 (+0.9) |
| 9  | MILAN Marion 5.33 (-0.6)     | x (+0.3)    | 5.76 (+0.3) |
| 10 | TORNHED Elin 5.61 (+0.1)     | 5.71 (+0.3) | x (+1.6)    |
| 11 | MULLER Lieke 5.35 (+0.5)     | 5.49 (+0.9) | 5.68 (+0.5) |
| 12 | VITORINO Rafaela 5.40 (-1.0) | 5.38 (-0.2) | 5.66 (+1.4) |
| 13 | SKOGSTRÖM Malin 5.47 (+0.3)  | 5.65 (+0.1) | 5.64 (+1.3) |
| 14 | MARLICKA Marika 5.52 (+0.5)  | 5.59 (+0.5) | 5.55 (+0.3) |
| 15 | NASELLA Flavia 4.50 (+0.2)   | 5.49 (+0.2) | 5.56 (+1.5) |
| 16 | GUDMUNDSDÓTTIR A 5.36 (+0.7) | x (+1.4)    | x (-0.6)    |
|    | THORSAS Frida                |             |             |

**Heptathlon**
**Long Jump - Group A**
**19 JUL 2013 / 12:30**

| Rank | Name                         | Nat | Date of Birth | Order | Result      | Points |
|------|------------------------------|-----|---------------|-------|-------------|--------|
| 1    | CZÚTH Réka                   | HUN | 27 JUN 1994   | 2     | <b>5.77</b> | 780    |
| 2    | TORNHED Elin                 | SWE | 1 JAN 1995    | 3     | <b>5.71</b> | 762 PB |
| 3    | MULLER Lieke                 | NED | 3 NOV 1994    | 7     | <b>5.68</b> | 753    |
| 4    | SKOGSTRÖM Malin              | SWE | 1 JAN 1995    | 5     | <b>5.65</b> | 744 PB |
| 5    | MARLICKA Marika              | POL | 27 JUL 1994   | 6     | <b>5.59</b> | 726 PB |
| 6    | NASELLA Flavia               | ITA | 18 JUN 1994   | 4     | <b>5.56</b> | 717 PB |
| 7    | GUDMUNDSDÓTTIR Arna Stefania | ISL | 1 SEP 1995    | 8     | <b>5.36</b> | 660    |
|      | THORSAS Frida                | NOR | 31 JAN 1994   | 1     | <b>DNS</b>  |        |

|   | 1                            | 2           | 3           |
|---|------------------------------|-------------|-------------|
| 1 | CZÚTH Réka 5.66 (+0.3)       | x (0.0)     | 5.77 (+0.9) |
| 2 | TORNHED Elin 5.61 (+0.1)     | 5.71 (+0.3) | x (+1.6)    |
| 3 | MULLER Lieke 5.35 (+0.5)     | 5.49 (+0.9) | 5.68 (+0.5) |
| 4 | SKOGSTRÖM Malin 5.47 (+0.3)  | 5.65 (+0.1) | 5.64 (+1.3) |
| 5 | MARLICKA Marika 5.52 (+0.5)  | 5.59 (+0.5) | 5.55 (+0.3) |
| 6 | NASELLA Flavia 4.50 (+0.2)   | 5.49 (+0.2) | 5.56 (+1.5) |
| 7 | GUDMUNDSDÓTTIR A 5.36 (+0.7) | x (+1.4)    | x (-0.6)    |
|   | THORSAS Frida                |             |             |

**INTERNET Service: [www.european-athletics.org](http://www.european-athletics.org)**
**Timing, Measurement & Data Service by  OMEGA**

printed at FRI 19 JUL 2013 20:47

Page 21 of 26

**Heptathlon**
**Long Jump - Group B**
**19 JUL 2013 / 12:30**


| Rank | Name                | Nat | Date of Birth | Order | Result | Points  |
|------|---------------------|-----|---------------|-------|--------|---------|
| 1    | LINDEMANS Marjolein | BEL | 17 FEB 1994   | 8     | 6.39   | 972 PB  |
| 2    | THIAM Nafissatou    | BEL | 19 AUG 1994   | 6     | 6.37   | 965 PB  |
| 3    | KRUCSAI Zsanett     | HUN | 10 APR 1995   | 1     | 6.01   | 853     |
| 4    | LINDE Sofia         | SWE | 12 JAN 1995   | 7     | 5.99   | 846     |
| 5    | MOKRÁŠOVÁ Lucia     | SVK | 27 MAR 1994   | 9     | 5.96   | 837 =PB |
| 6    | GROENEWOLD Lara     | GER | 1 JAN 1997    | 5     | 5.92   | 825     |
| 7    | VISSER Nadine       | NED | 9 FEB 1995    | 4     | 5.83   | 798 PB  |
| 8    | MILAN Marion        | FRA | 5 JAN 1995    | 3     | 5.76   | 777 PB  |
| 9    | VITORINO Rafaela    | POR | 18 AUG 1995   | 2     | 5.66   | 747 PB  |

|   | 1                            | 2           | 3           |
|---|------------------------------|-------------|-------------|
| 1 | LINDEMANS M 6.13 (+1.4)      | 6.11 (+0.5) | 6.39 (+1.1) |
| 2 | THIAM Nafissatou 6.37 (-0.1) | x (+0.1)    | 4.61 (+1.1) |
| 3 | KRUCSAI Zsanett 5.74 (+0.7)  | 6.01 (+0.5) | 3.86 (+0.1) |
| 4 | LINDE Sofia 5.92 (+0.5)      | 5.91 (+1.1) | 5.99 (+1.1) |
| 5 | MOKRÁŠOVÁ Lucia 5.96 (+0.8)  | x (+0.5)    | 5.77 (+0.5) |
| 6 | GROENEWOLD Lara 5.79 (+0.3)  | 5.92 (+0.8) | x (+0.2)    |
| 7 | VISSER Nadine 5.65 (+0.6)    | 5.83 (-0.2) | x (+0.4)    |
| 8 | MILAN Marion 5.33 (-0.6)     | x (+0.3)    | 5.76 (+0.3) |
| 9 | VITORINO Rafaela 5.40 (-1.0) | 5.38 (-0.2) | 5.66 (+1.4) |

**Triple Jump Women**
**Final**
**19 JUL 2013 / 16:15**

| Rank | Name                    | Nat | Date of Birth | Order | Result |    |
|------|-------------------------|-----|---------------|-------|--------|----|
| 1    | CESTONARO Ottavia       | ITA | 12 JAN 1995   | 1     | 13.41  |    |
| 2    | PANTUROIU Elena Andreea | ROU | 24 FEB 1995   | 7     | 13.36  | PB |
| 3    | PELETEIRO Ana           | ESP | 2 DEC 1995    | 2     | 13.29  | SB |
| 4    | MARINCU Florentina      | ROU | 8 APR 1996    | 10    | 13.23  |    |
| 5    | NIDBAIKINA Dariya       | RUS | 26 DEC 1994   | 6     | 13.17  |    |
| 6    | SARIYEVA Yekaterina     | AZE | 18 DEC 1995   | 9     | 13.13  | SB |
| 7    | JOHNSON Lynn            | SWE | 16 MAR 1994   | 5     | 13.06  |    |
| 8    | BOVANKO Vasylyna        | UKR | 11 DEC 1994   | 4     | 12.90  |    |
| 9    | KRASUTSKA Hanna         | UKR | 20 JUL 1995   | 11    | 12.84  |    |
| 10   | LEFCENCO Andreea Simona | ROU | 10 MAY 1995   | 8     | 12.74  |    |
| 11   | SADOHINA Viktoriya      | RUS | 18 JUL 1994   | 12    | 12.51  |    |
| 12   | DIALLO Rouguy           | FRA | 5 FEB 1995    | 3     | 12.42  |    |

|    | 1                              | 2            | 3            | 4            | 5            | 6            |
|----|--------------------------------|--------------|--------------|--------------|--------------|--------------|
| 1  | CESTONARO Ottavia 12.76 (+0.3) | 13.12 (-0.9) | 13.04 (-2.1) | 13.10 (-1.6) | 13.10 (-0.6) | 13.41 (-0.5) |
| 2  | PANTUROIU E 13.07 (-0.4)       | 13.36 (-0.6) | 12.70 (-1.3) | x (-1.6)     | 13.12 (-1.4) | 13.14 (-0.3) |
| 3  | PELETEIRO Ana 12.96 (0.0)      | x (-1.0)     | 12.95 (-1.3) | x (-1.9)     | 13.17 (-0.7) | 13.29 (-0.1) |
| 4  | MARINCU Florentina x (-0.2)    | 13.15 (-0.2) | 12.95 (-1.4) | 12.79 (-2.1) | 13.23 (-1.4) | x (-1.5)     |
| 5  | NIDBAIKINA Dariya 13.15 (-0.2) | 12.95 (-0.4) | 13.17 (-2.0) | 12.84 (-1.7) | x (-0.3)     | 13.10 (-1.6) |
| 6  | SARIYEVA Y x (0.0)             | 13.13 (-1.4) | 13.07 (-1.9) | 12.97 (-2.4) | 13.03 (-0.5) | 12.91 (-0.4) |
| 7  | JOHNSON Lynn x (-0.6)          | 12.94 (-1.4) | 12.96 (-2.0) | 12.74 (-0.7) | x (-1.7)     | 13.06 (-1.1) |
| 8  | BOVANKO Vasylyna 12.74 (-0.4)  | 12.89 (+0.2) | 12.29 (-1.9) | 12.46 (-2.0) | 12.56 (-3.3) | 12.90 (-1.3) |
| 9  | KRASUTSKA Hanna 12.84 (0.0)    | 12.78 (-1.0) | 12.65 (-0.3) |              |              |              |
| 10 | LEFCENCO A x (-0.4)            | x (-1.0)     | 12.74 (-0.8) |              |              |              |
| 11 | SADOHINA Viktoriya x (-0.1)    | 12.51 (-0.4) | x (-0.9)     |              |              |              |
| 12 | DIALLO Rouguy 12.39 (-0.3)     | 12.29 (-2.2) | 12.42 (-1.5) |              |              |              |

**INTERNET Service: [www.european-athletics.org](http://www.european-athletics.org)**
**Timing, Measurement & Data Service by **

printed at FRI 19 JUL 2013 20:47

Page 22 of 26



**Discus Women**
**Final 19 JUL 2013 / 18:35**

| Rank | Name                     | Nat | Date of Birth | Order | Result |    |
|------|--------------------------|-----|---------------|-------|--------|----|
| 1    | SHIROBOKOVA Natalya      | RUS | 18 JAN 1994   | 12    | 54.21  |    |
| 2    | MAKUL Karolina           | POL | 23 AUG 1994   | 4     | 53.25  | PB |
| 3    | YURYEVA Tetyana          | UKR | 21 JAN 1995   | 7     | 53.15  |    |
| 4    | ZARANKAITÉ Ieva          | LTU | 23 NOV 1994   | 11    | 50.37  |    |
| 5    | TOIMIL Belén             | ESP | 5 MAY 1994    | 10    | 50.15  |    |
| 6    | KINTANA June             | ESP | 12 APR 1995   | 5     | 49.17  | PB |
| 7    | DUQUEMIN Shandine        | GBR | 4 NOV 1994    | 2     | 48.95  |    |
| 8    | BASILE Maria Antonietta  | ITA | 23 JUL 1994   | 9     | 48.45  |    |
| 9    | LJUNGBERG Emma           | SWE | 23 JAN 1994   | 1     | 48.27  | SB |
| 10   | MÜLLER Rebecca Katharina | GER | 21 FEB 1994   | 6     | 47.38  |    |
| 11   | NYKYTA Kateryna          | UKR | 3 NOV 1994    | 8     | 47.25  |    |
| 12   | URBANIAK Katinka         | GER | 30 MAY 1994   | 3     | 46.16  |    |

|    | 1                 | 2     | 3     | 4     | 5     | 6     |
|----|-------------------|-------|-------|-------|-------|-------|
| 1  | SHIROBOKOVA N     | x     | 54.05 | 54.21 | x     | 49.28 |
| 2  | MAKUL Karolina    | 50.24 | 51.90 | x     | 51.75 | 51.15 |
| 3  | YURYEVA Tetyana   | 51.11 | 51.00 | 51.42 | 53.15 | x     |
| 4  | ZARANKAITÉ Ieva   | 50.37 | x     | 48.57 | x     | x     |
| 5  | TOIMIL Belén      | 49.34 | 48.95 | x     | 50.05 | x     |
| 6  | KINTANA June      | 48.35 | 49.17 | x     | 48.87 | 46.03 |
| 7  | DUQUEMIN Shandine | 45.44 | 48.11 | 48.95 | 48.46 | x     |
| 8  | BASILE M          | x     | 43.54 | 48.44 | 47.66 | x     |
| 9  | LJUNGBERG Emma    | 42.99 | 45.13 | 48.27 |       |       |
| 10 | MÜLLER R          | 46.50 | 45.84 | 47.38 |       |       |
| 11 | NYKYTA Kateryna   | 46.39 | x     | 47.25 |       |       |
| 12 | URBANIAK Katinka  | 46.16 | x     | x     |       |       |

**Hammer Women**
**Qualification 19 JUL 2013 / 10:10**

| Rank | Name                  | Nat | Date of Birth | Order | Result |   |
|------|-----------------------|-----|---------------|-------|--------|---|
| 1    | ZINCHUK Hanna         | BLR | 4 FEB 1994    | 7     | 63.14  | Q |
| 2    | GYURÁTZ Réka          | HUN | 31 MAY 1996   | 6     | 61.50  | Q |
| 3    | SHAMOTINA Alyona      | UKR | 27 DEC 1995   | 10    | 61.45  | Q |
| 4    | VÖLGYI Helga          | HUN | 12 FEB 1996   | 9     | 60.83  | Q |
| 5    | BANGA Beatrix         | HUN | 30 OCT 1995   | 5     | 60.57  | Q |
| 6    | KOPRON Malwina        | POL | 16 NOV 1994   | 2     | 60.43  | Q |
| 7    | JAMES Louisa          | GBR | 5 JUL 1994    | 5     | 59.46  | q |
| 8    | PETERSSON Marinda     | SWE | 3 FEB 1995    | 10    | 59.38  | q |
| 9    | KOROSÍDOU Iliána      | GRE | 14 JAN 1995   | 2     | 59.30  | q |
| 10   | SHATYBELKA Anastasiya | BLR | 20 MAY 1994   | 4     | 58.96  | q |
| 11   | ÅSTRÖM Matilda        | SWE | 14 FEB 1995   | 9     | 58.18  | q |
| 12   | RINNEKARI Heli        | FIN | 30 SEP 1994   | 1     | 57.66  | q |
| 13   | SAARINEN Sanni        | FIN | 29 DEC 1994   | 1     | 57.48  |   |
| 14   | FURMANEK Katarzyna    | POL | 19 FEB 1996   | 6     | 57.34  |   |
| 15   | JAKELJIC Petra        | CRO | 2 MAY 1995    | 3     | 57.24  |   |
| 16   | KÜSTER Susen          | GER | 27 JUL 1994   | 8     | 56.70  |   |
| 17   | PFEIFER Vanessa       | GER | 26 JUL 1994   | 8     | 56.58  |   |
| 18   | BARBAÑO ACEVEDO Maria | ESP | 14 MAY 1994   | 11    | 56.31  |   |
| 19   | JYLHÄNNISKA Milja     | FIN | 5 JAN 1995    | 3     | 55.35  |   |
| 20   | ŠTRAVS Claudia        | SLO | 11 FEB 1994   | 7     | 54.88  |   |
| 21   | KLYMETS Iryna         | UKR | 4 OCT 1994    | 4     | 53.42  |   |

**Qualification (cont.)**

| Qualification |                    | 1     | 2     | 3     |
|---------------|--------------------|-------|-------|-------|
| 1             | ZINCHUK Hanna      | 63.14 |       |       |
| 2             | GYURÁTZ Réka       | 61.50 |       |       |
| 3             | SHAMOTINA Alyona   | 59.02 | 57.24 | 61.45 |
| 4             | VÖLGYI Helga       | 59.13 | x     | 60.83 |
| 5             | BANGA Beatrix      | 57.51 | 60.57 |       |
| 6             | KOPRON Malwina     | 60.43 |       |       |
| 7             | JAMES Louisa       | 54.77 | 59.08 | 59.46 |
| 8             | PETERSSON Marinda  | 57.80 | 59.38 | 58.29 |
| 9             | KOROSÍDOU Iliána   | x     | 51.11 | 59.30 |
| 10            | SHATYBELKA A       | 55.18 | x     | 58.96 |
| 11            | ÁSTRÖM Matilda     | 56.20 | 54.83 | 58.18 |
| 12            | RINNEKARI Heli     | 57.66 | x     | 55.44 |
| 13            | SAARINEN Sanni     | 57.48 | x     | x     |
| 14            | FURMANEK Katarzyna | 54.54 | 57.06 | 57.34 |
| 15            | JAKELJIC Petra     | 57.19 | 56.25 | 57.24 |
| 16            | KÜSTER Susen       | 56.70 | 55.79 | 53.58 |
| 17            | PFEIFER Vanessa    | 56.58 | 54.77 | 55.93 |
| 18            | BARBAÑO ACEVEDO M  | 56.31 | 56.31 | x     |
| 19            | JY LHÄNNISKA Miija | 55.35 | x     | x     |
| 20            | ŠTRAVS Claudia     | x     | 53.57 | 54.88 |
| 21            | KLYMETS Iryna      | x     | 53.42 | 52.67 |


**Hammer Women**
**Qualification Group A**
**19 JUL 2013 / 10:10**

| Rank | Name                  | Nat | Date of Birth | Order | Result     |
|------|-----------------------|-----|---------------|-------|------------|
| 1    | GYURÁTZ Réka          | HUN | 31 MAY 1996   | 6     | 61.50 Q    |
| 2    | SHAMOTINA Alyona      | UKR | 27 DEC 1995   | 10    | 61.45 Q    |
| 3    | KOPRON Malwina        | POL | 16 NOV 1994   | 2     | 60.43 Q    |
| 4    | JAMES Louisa          | GBR | 5 JUL 1994    | 5     | 59.46 q    |
| 5    | SHATYBELKA Anastasiya | BLR | 20 MAY 1994   | 4     | 58.96 q    |
| 6    | ÁSTRÖM Matilda        | SWE | 14 FEB 1995   | 9     | 58.18 q PB |
| 7    | RINNEKARI Heli        | FIN | 30 SEP 1994   | 1     | 57.66 q    |
| 8    | JAKELJIC Petra        | CRO | 2 MAY 1995    | 3     | 57.24      |
| 9    | KÜSTER Susen          | GER | 27 JUL 1994   | 8     | 56.70      |
| 10   | ŠTRAVS Claudia        | SLO | 11 FEB 1994   | 7     | 54.88      |

|    | 1                | 2     | 3     |
|----|------------------|-------|-------|
| 1  | GYURÁTZ Réka     | 61.50 |       |
| 2  | SHAMOTINA Alyona | 59.02 | 57.24 |
| 3  | KOPRON Malwina   | 60.43 | 61.45 |
| 4  | JAMES Louisa     | 54.77 | 59.08 |
| 5  | SHATYBELKA A     | 55.18 | x     |
| 6  | ÁSTRÖM Matilda   | 56.20 | 54.83 |
| 7  | RINNEKARI Heli   | 57.66 | x     |
| 8  | JAKELJIC Petra   | 57.19 | 56.25 |
| 9  | KÜSTER Susen     | 56.70 | 55.79 |
| 10 | ŠTRAVS Claudia   | x     | 53.57 |

**Hammer Women**
**Qualification Group B**
**19 JUL 2013 / 11:40**

| Rank | Name                  | Nat | Date of Birth | Order | Result  |
|------|-----------------------|-----|---------------|-------|---------|
| 1    | ZINCHUK Hanna         | BLR | 4 FEB 1994    | 7     | 63.14 Q |
| 2    | VÖLGYI Helga          | HUN | 12 FEB 1996   | 9     | 60.83 Q |
| 3    | BANGA Beatrix         | HUN | 30 OCT 1995   | 5     | 60.57 Q |
| 4    | PETERSSON Marinda     | SWE | 3 FEB 1995    | 10    | 59.38 q |
| 5    | KOROSÍDOU Iliána      | GRE | 14 JAN 1995   | 2     | 59.30 q |
| 6    | SAARINEN Sanni        | FIN | 29 DEC 1994   | 1     | 57.48   |
| 7    | FURMANEK Katarzyna    | POL | 19 FEB 1996   | 6     | 57.34   |
| 8    | PFEIFER Vanessa       | GER | 26 JUL 1994   | 8     | 56.58   |
| 9    | BARBAÑO ACEVEDO Maria | ESP | 14 MAY 1994   | 11    | 56.31   |
| 10   | JY LHÄNNISKA Miija    | FIN | 5 JAN 1995    | 3     | 55.35   |
| 11   | KLYMETS Iryna         | UKR | 4 OCT 1994    | 4     | 53.42   |

**INTERNET Service: [www.european-athletics.org](http://www.european-athletics.org)**
**Timing, Measurement & Data Service by  OMEGA**

printed at FRI 19 JUL 2013 20:47

Page 24 of 26

**Qualification Group B (cont.)**


| Qualification Group B |                    | 1     | 2     | 3     |
|-----------------------|--------------------|-------|-------|-------|
| 1                     | ZINCHUK Hanna      | 63.14 |       |       |
| 2                     | VÖLGYI Helga       | 59.13 | x     | 60.83 |
| 3                     | BANGA Beatrix      | 57.51 | 60.57 |       |
| 4                     | PETERSSON Marinda  | 57.80 | 59.38 | 58.29 |
| 5                     | KOROSÍDOU Iliána   | x     | 51.11 | 59.30 |
| 6                     | SAARINEN Sanni     | 57.48 | x     | x     |
| 7                     | FURMANEK Katarzyna | 54.54 | 57.06 | 57.34 |
| 8                     | PFEIFER Vanessa    | 56.58 | 54.77 | 55.93 |
| 9                     | BARBAÑO ACEVEDO M  | 56.31 | 56.31 | x     |
| 10                    | JYLHÄNNISKA Mijja  | 55.35 | x     | x     |
| 11                    | KLYMETS Iryna      | x     | 53.42 | 52.67 |

Qualified: qualifying perf. 59.50 (Q) or 12 best performers (q) advance to the Final

**Heptathlon**
**Javelin**
**19 JUL 2013 / 15:00**

| Rank | Name                         | Nat | Date of Birth | Order | Result       | Points |
|------|------------------------------|-----|---------------|-------|--------------|--------|
| 1    | THIAM Nafissatou             | BEL | 19 AUG 1994   | 2     | <b>46.94</b> | 801 PB |
| 2    | LINDE Sofia                  | SWE | 12 JAN 1995   | 16    | <b>42.85</b> | 722    |
| 3    | GROENEWOLD Lara              | GER | 1 JAN 1997    | 10    | <b>39.32</b> | 654    |
| 4    | GUDMUNDSDÓTTIR Arna Stefania | ISL | 1 SEP 1995    | 6     | <b>39.01</b> | 648 SB |
| 5    | NASELLA Flavia               | ITA | 18 JUN 1994   | 3     | <b>38.13</b> | 631 PB |
| 6    | SKOGSTRÖM Malin              | SWE | 1 JAN 1995    | 12    | <b>37.84</b> | 626    |
| 7    | MULLER Lieke                 | NED | 3 NOV 1994    | 1     | <b>37.79</b> | 625    |
| 8    | MARLICKA Marika              | POL | 27 JUL 1994   | 4     | <b>36.77</b> | 605 PB |
| 9    | MOKRÁŠOVÁ Lucia              | SVK | 27 MAR 1994   | 17    | <b>36.67</b> | 604 PB |
| 10   | KRUCSAI Zsanett              | HUN | 10 APR 1995   | 15    | <b>33.77</b> | 548    |
| 11   | VISSER Nadine                | NED | 9 FEB 1995    | 5     | <b>33.02</b> | 534    |
| 12   | LINDEMANS Marjolein          | BEL | 17 FEB 1994   | 13    | <b>32.04</b> | 515    |
| 13   | MILAN Marion                 | FRA | 5 JAN 1995    | 7     | <b>31.22</b> | 500    |
| 14   | CZÚTH Réka                   | HUN | 27 JUN 1994   | 11    | <b>30.94</b> | 494    |
| 15   | TORNHED Elin                 | SWE | 1 JAN 1995    | 8     | <b>30.93</b> | 494 PB |
| 16   | VITORINO Rafaela             | POR | 18 AUG 1995   | 9     | <b>27.70</b> | 433 SB |
|      | THORSAS Frida                | NOR | 31 JAN 1994   | 14    | <b>DNS</b>   |        |

|    |                  | 1     | 2     | 3     |
|----|------------------|-------|-------|-------|
| 1  | THIAM Nafissatou | 42.10 | 42.74 | 46.94 |
| 2  | LINDE Sofia      | 42.85 | x     | 34.95 |
| 3  | GROENEWOLD Lara  | 36.04 | 34.92 | 39.32 |
| 4  | GUDMUNDSDÓTTIR A | 39.01 | 38.88 | 37.59 |
| 5  | NASELLA Flavia   | 35.44 | 35.85 | 38.13 |
| 6  | SKOGSTRÖM Malin  | 37.30 | 37.84 | x     |
| 7  | MULLER Lieke     | 37.79 | 36.12 | 33.81 |
| 8  | MARLICKA Marika  | 36.77 | 34.00 | 34.94 |
| 9  | MOKRÁŠOVÁ Lucia  | 36.67 | 34.57 | 35.60 |
| 10 | KRUCSAI Zsanett  | 33.77 | 32.27 | x     |
| 11 | VISSER Nadine    | 31.02 | 27.48 | 33.02 |
| 12 | LINDEMANS M      | 29.76 | x     | 32.04 |
| 13 | MILAN Marion     | 29.87 | 31.22 | 30.60 |
| 14 | CZÚTH Réka       | 30.94 | x     | 30.54 |
| 15 | TORNHED Elin     | 30.82 | 28.96 | 30.93 |
| 16 | VITORINO Rafaela | 27.70 | 27.13 | 26.90 |
|    | THORSAS Frida    |       |       |       |

**INTERNET Service: [www.european-athletics.org](http://www.european-athletics.org)**
**Timing, Measurement & Data Service by  OMEGA**

printed at FRI 19 JUL 2013 20:47


Page 25 of 26

**Heptathlon**  
**Javelin**
**19 JUL 2013 / 15:00**

| Rank | Name                        | Nat | Date of Birth | Order | Result       | Points |
|------|-----------------------------|-----|---------------|-------|--------------|--------|
| 1    | THIAM Nafissatou            | BEL | 19 AUG 1994   | 2     | <b>46.94</b> | 801 PB |
| 2    | LINDE Sofia                 | SWE | 12 JAN 1995   | 16    | <b>42.85</b> | 722    |
| 3    | GROENEWOLD Lara             | GER | 1 JAN 1997    | 10    | <b>39.32</b> | 654    |
| 4    | GUDMUNSDÓTTIR Arna Stefania | ISL | 1 SEP 1995    | 6     | <b>39.01</b> | 648 SB |
| 5    | NASELLA Flavia              | ITA | 18 JUN 1994   | 3     | <b>38.13</b> | 631 PB |
| 6    | SKOGSTRÖM Malin             | SWE | 1 JAN 1995    | 12    | <b>37.84</b> | 626    |
| 7    | MULLER Lieke                | NED | 3 NOV 1994    | 1     | <b>37.79</b> | 625    |
| 8    | MARLICKA Marika             | POL | 27 JUL 1994   | 4     | <b>36.77</b> | 605 PB |
| 9    | MOKRÁŠOVÁ Lucia             | SVK | 27 MAR 1994   | 17    | <b>36.67</b> | 604 PB |
| 10   | KRUCSAI Zsanett             | HUN | 10 APR 1995   | 15    | <b>33.77</b> | 548    |
| 11   | VISSER Nadine               | NED | 9 FEB 1995    | 5     | <b>33.02</b> | 534    |
| 12   | LINDEMANS Marjolein         | BEL | 17 FEB 1994   | 13    | <b>32.04</b> | 515    |
| 13   | MILAN Marion                | FRA | 5 JAN 1995    | 7     | <b>31.22</b> | 500    |
| 14   | CZÚTH Réka                  | HUN | 27 JUN 1994   | 11    | <b>30.94</b> | 494    |
| 15   | TORNHED Elin                | SWE | 1 JAN 1995    | 8     | <b>30.93</b> | 494 PB |
| 16   | VITORINO Rafaela            | POR | 18 AUG 1995   | 9     | <b>27.70</b> | 433 SB |
|      | THORSAS Frida               | NOR | 31 JAN 1994   | 14    | <b>DNS</b>   |        |

|    | 1                | 2     | 3     |       |
|----|------------------|-------|-------|-------|
| 1  | THIAM Nafissatou | 42.10 | 42.74 | 46.94 |
| 2  | LINDE Sofia      | 42.85 | x     | 34.95 |
| 3  | GROENEWOLD Lara  | 36.04 | 34.92 | 39.32 |
| 4  | GUDMUNSDÓTTIR A  | 39.01 | 38.88 | 37.59 |
| 5  | NASELLA Flavia   | 35.44 | 35.85 | 38.13 |
| 6  | SKOGSTRÖM Malin  | 37.30 | 37.84 | x     |
| 7  | MULLER Lieke     | 37.79 | 36.12 | 33.81 |
| 8  | MARLICKA Marika  | 36.77 | 34.00 | 34.94 |
| 9  | MOKRÁŠOVÁ Lucia  | 36.67 | 34.57 | 35.60 |
| 10 | KRUCSAI Zsanett  | 33.77 | 32.27 | x     |
| 11 | VISSER Nadine    | 31.02 | 27.48 | 33.02 |
| 12 | LINDEMANS M      | 29.76 | x     | 32.04 |
| 13 | MILAN Marion     | 29.87 | 31.22 | 30.60 |
| 14 | CZÚTH Réka       | 30.94 | x     | 30.54 |
| 15 | TORNHED Elin     | 30.82 | 28.96 | 30.93 |
| 16 | VITORINO Rafaela | 27.70 | 27.13 | 26.90 |
|    | THORSAS Frida    |       |       |       |

|               |  |                                |                               |                                   |
|---------------|--|--------------------------------|-------------------------------|-----------------------------------|
| <b>Legend</b> | <b>=NJR</b> Equal National Junior Record | <b>=PB</b> Equal Personal Best | <b>CR</b> CHAMPIONSHIP RECORD | <b>NJR</b> National Junior Record |
|               | <b>PB</b> Personal Best                  | <b>SB</b> Season Best          |                               |                                   |

**INTERNET Service: [www.european-athletics.org](http://www.european-athletics.org)**
**Timing, Measurement & Data Service by  OMEGA**

printed at FRI 19 JUL 2013 20:47

Page 26 of 26