

BOWL HISTORY

Sinkwich Leads Bulldogs

Past TCU in 1942 Orange Bowl

Georgia All-American quarterback Frankie Sinkwich, playing with an oversized chin mask to protect a broken jaw, put on an offensive display still considered by many as the greatest in any bowl game as he led his Bulldogs to a 40-26 win over Texas Christian before 35,786 fans in the 1942 Orange Bowl game (a record crowd in '42).

Sinkwich passed for touchdowns of 61, 60 and 15 yards and raced 43 yards on a quarterback draw for another score. He completed nine of 13 passes for 243 yards and rushed for 139 yards for a total offensive gain of 382 yards.

Georgia scored first as Ken Keuper rushed two yards over the goal line to give the Dogs the early 6-0 lead. TCU tied the game less than four minutes later after a Lamar Davis fumble led to a Horned Frog score from the four yard line. TCU kicked the point after and led 7-6. Georgia answered soon after the score on a 60-yard pass play from Sinkwich to Melvin Conger, giving the Bulldogs a 12-7 lead they would never relinquish.

When the Dogs left the field at halftime the score stood 33-7, prompting head coach Wally Butts to call the performance the greatest offensive performance he ever saw by the Dogs. He also believed the Georgia squad, at the end of the 1941 season, was the most powerful he coached.

The lead was 40-7 in the third quarter before TCU mounted a late three-touchdown effort. Bruce Alford caught two passes for scores from Emory Nix and Frink Kring scored on a 53-yard play from Kyle Gillespie for the 40-26 final.

The 1942 Orange Bowl was played less than a month after the attack on Pearl Harbor and was a record-setting event. Sinkwich set five individual Orange Bowl records in the win for combined rushing and passing yards (382), touchdown passes (3), points scored (24), yards gained on touchdown pass plays (136) and yards gained on all touchdown plays (179). Georgia's four touchdown passes set a bowl team record, as well as the Dogs' four interceptions. The combined seven touchdowns for Georgia and TCU also set a new Orange Bowl mark.

| | | | | | | |
|------------------------|-----------|-----------|----------|-----------|----------|-----------|
| <i>Georgia</i> | <i>19</i> | <i>14</i> | <i>7</i> | <i>0</i> | <i>—</i> | <i>40</i> |
| <i>Texas Christian</i> | <i>7</i> | <i>0</i> | <i>7</i> | <i>12</i> | <i>—</i> | <i>26</i> |

GA-Keuper 2-yard run (Costa kick)-1st Q
TCU-Gillespie 4-yard run (Medanich kick)-1st Q
GA-Conger 61-yard pass from Sinkwich (kick failed)-1st Q
GA-Kimsey 60-yard pass from Sinkwich (kick failed)-1st Q
GA-Davis 15-yard pass from Sinkwich (Costa kick)-2nd Q
GA-Davis 23-yard pass from Todd (Costa kick)-2nd Q
GA-Sinkwich 43-yard rush (Costa kick)-3rd Q
TC-Alford 20-yard pass from Nix (Roach kick)-3rd Q
TC-Alford 15-yard pass from Nix (run failed)-4th Q
TC-Kring 53-yard pass from Gillespie (run failed)-4th Q

GAME STATISTICS

| | Texas Christian | Georgia |
|---------------------------------|-----------------|----------|
| First Downs | 8 | 12 |
| Rushing Yards | 71 | 218 |
| Passing Yards | 137 | 281 |
| Passes (Att.-Comp.-Int.) | 24-9-6 | 24-12-4 |
| Fumbles/Lost | 1/0 | 3/3 |
| Punts | 7 (37.0) | 4 (22.2) |
| Yards Penalized | 2-24 | 7-54 |

STATISTICAL LEADERS

| | Att. | Yds. | TD | |
|----------------|------|-------|------|----|
| Rushing | | | | |
| Sinkwich (GA) | 22 | 139 | 1 | |
| | Att. | Comp. | Yds. | TD |
| Passing | | | | |
| Sinkwich (GA) | 13 | 9 | 243 | 3 |

Trippi Gets Helms Award In 1943 Rose Bowl

With All-American Frankie Sinkwich hobbling on two sprained ankles, his young sophomore understudy — Charley Trippi — paced Georgia to a 9-0 victory over UCLA before 90,000 in the 1943 Rose Bowl at Pasadena.

Trippi rushed 27 times for a net gain of 115 yards and received the Helms Award as the game's outstanding player.

Recently the Rose Bowl named its all-time first team and put Trippi at left halfback.

Tackle Red Boyd blocked a Bob Waterfield punt which rolled out of the end zone for a safety to give Georgia two points in the last quarter. A few minutes later center Clyde Ehrhardt intercepted a Waterfield pass and returned to the UCLA 25. Sinkwich finally scored from the one and Leo Costa converted.

| | | | | | | |
|----------------|----------|----------|----------|----------|----------|----------|
| <i>Georgia</i> | <i>0</i> | <i>0</i> | <i>0</i> | <i>9</i> | <i>—</i> | <i>9</i> |
| <i>UCLA</i> | <i>0</i> | <i>0</i> | <i>0</i> | <i>0</i> | <i>—</i> | <i>0</i> |

GA—Safety on Boyd blocked punt-4th Q
GA—Sinkwich 1-yd TD run (Costa kick)-4th Q

GAME STATISTICS

| | UCLA | Georgia |
|---------------------------------|----------|----------|
| First Downs | 5 | 24 |
| Rushing Yards | 97 | 212 |
| Passing Yards | 62 | 161 |
| Passes (Att.-Comp.-Int.) | 15-4-4 | 30-12-2 |
| Return Yardage | 35 | 73 |
| Fumbles/Lost | 1/1 | 3/1 |
| Punts | 6 (43.7) | 5 (37.6) |
| Yards Penalized | 6-40 | 6-40 |

STATISTICAL LEADERS


| | Att. | Yds. | TD |
|-----------------|------|------|----|
| Rushing | | | |
| Trippi (GA) | 27 | 115 | 0 |
| Sinkwich (GA) | 11 | 33 | 1 |
| Snelling (UCLA) | 5 | 41 | 0 |



Frank Sinkwich

BOWL HISTORY

Trippi's Immortal Punt Return Helps Defeat Tulsa In 1945 Oil Bowl



Charley Trippi was at his best as Georgia defeated Tulsa, 20-6, in the Oil Bowl at Houston before 27,000.

He passed 64 yards to John Donaldson for Georgia's second TD and returned a punt 68 yards for the final Bulldog tally in the fourth quarter — a run still considered by many as the greatest punt return of all time. He completely reversed his field and ran over two Tulsa tacklers who had him trapped near a sideline.



*Charley Trippi accepts
National Pro Football Hall of Fame trophy.*

| | | | | | | |
|----------------|---|---|---|----|---|----|
| Georgia | 7 | 0 | 0 | 13 | — | 20 |
| Tulsa | 0 | 6 | 0 | 0 | — | 6 |

GA—Smith 3-yard run (Jernigan kick)-1st Q
 UT—Wilson 1-yard run (kick failed)-2nd Q
 GA—Donaldson 47-yard touchdown pass from Trippi-4th Q
 GA—Trippi 68-yard punt return-4th Q
 NOTE***Jernigan converted one of final two point after TD attempts

GAME STATISTICS

| | Tulsa | Georgia |
|--------------------------|-----------|----------|
| First Downs | 7 | 14 |
| Rushing Yards | 69 | 178 |
| Passing Yards | 79 | 110 |
| Passes (Att.-Comp.-Int.) | 21-6-0 | 15-5-1 |
| Fumbles/Lost | 1/1 | 4/3 |
| Punts | 12 (35.0) | 7 (36.0) |
| Yards Penalized | 4-40 | 4-29 |

Trippi Closes Great Career In Sugar Bowl Playing Entire 60 Minutes



On a chilly and rainy day in New Orleans, Georgia battled back from two deficits to knock off North Carolina, 20-10, in front of 75,000 in the 13th renewal of the Sugar Bowl. Charley Trippi led the way for the Bulldogs, playing all 60 minutes in his last game wearing the red and black.

His 67-yard touchdown pass in the third quarter to Dan Edwards gave the Dogs a 13-10 lead that the club would not relinquish.

The win was Georgia's 16th consecutive victory and gave the Bulldogs a perfect season (11-0) for just the second time in school history.

The scoring started when North Carolina's Walt Pupa ran 25 yards in the second quarter for the first lead of the game. Kicker Bob Cox added the extra point for a 7-0 lead.

Georgia was held scoreless into halftime, but Johnny Rauch plunged into the endzone from one yard out in the third quarter and was followed by George Jernigan's extra point for a 7-7 tie.

Cox gave the Tar Heels the lead later in the third quarter with an 18-yard field goal, but the play of the day, Trippi's 67-yarder to Edwards, answered the Tar Heel score and Georgia never looked back.



| | | | | | | |
|-----------------------|---|---|----|---|---|----|
| Georgia | 0 | 0 | 13 | 7 | — | 20 |
| North Carolina | 0 | 7 | 3 | 0 | — | 10 |

NC—Pupa 25-yard run (Cox kick)-2nd Q
 GA—Rauch 1-yard run (Jernigan kick)-3rd Q
 NC—Cox 18-yard field goal-3rd Q
 GA—Edwards 67-yard pass from Trippi (kick failed)-3rd Q
 GA—Rauch 13-yard run (Jernigan kick)-4th Q

GAME STATISTICS

| | North Carolina | Georgia |
|--------------------------|----------------|---------|
| First Downs | 17 | 12 |
| Rushing Yards | 166 | 175 |
| Passing Yards | 59 | 81 |
| Passes (Att.-Comp.-Int.) | 14-8-1 | 14-5-1 |
| Yards Penalized | 50 | 30 |

STATISTICAL LEADERS

| | Att. | Yds. | TD |
|----------------|------|------|----|
| Rushing | | | |
| Trippi (GA) | 15 | 77 | 0 |
| Justice (NC) | 18 | 37 | 0 |

BOWL HISTORY

Rauch, Geri Shine in 1948 Gator Bowl

Georgia's All-America quarterback Johnny Rauch had one of the best days of his career in Jacksonville, completing 12 of 17 passes for 183 yards. Captain Dan Edwards caught five passes and Joe Geri averaged 43.5 yards on seven punts.

The game remained scoreless after one quarter of play, but Maryland's Lu Gambino ran 35 yards for the first score of the game. The Terps held that 7-0 lead into halftime.

Georgia took the opening drive of the second half 87 yards, capped by Rauch's 1-yard plunge into the endzone. Maryland answered with an 80-yard drive of its own and took the lead again on Gambino's second TD of the day. Later in the third, Georgia drove to its own 40 yard line but fumbled away possession. Three plays later the Terps were leading 20-7.

The fourth quarter was all Georgia, as the Bulldogs scored once on a Geri four-yard run and again on a nine-yard pass from Rauch to John Donaldson. The extra point was no good after Geri's TD and time ran out on a tied ball game with Georgia knocking on the door for another score.



| | | | | | | |
|-----------------|----------|----------|-----------|-----------|----------|-----------|
| <i>Georgia</i> | <i>0</i> | <i>0</i> | <i>7</i> | <i>13</i> | <i>—</i> | <i>20</i> |
| <i>Maryland</i> | <i>0</i> | <i>7</i> | <i>13</i> | <i>0</i> | <i>—</i> | <i>20</i> |

MD—Gambino 35-yard run (McHugh kick)-2nd Q
 GA—Rauch 1-yard run (Geri kick)-3rd Q
 MD—Gambino 1-yard run (kick failed)-3rd Q
 MD—Gambino 24-yard pass from Baroni (McHugh kick)-3rd Q
 GA—Geri 4-yard run (kick failed)-4th Q
 GA—Donaldson 9-yard pass from Rauch (Geri kick)-4th Q

| GAME STATISTICS | | |
|--------------------------|----------|----------|
| | Maryland | Georgia |
| First Downs | 16 | 19 |
| Rushing Yards | 268 | 216 |
| Passing Yards | 128 | 190 |
| Passes (Att.-Comp.-Int.) | 14-7-1 | 20-12-1 |
| Return Yardage | 91 | 101 |
| Fumbles/Lost | 1/0 | 1/1 |
| Punts | 5 (40.0) | 7 (43.5) |
| Yards Penalized | 8-66 | 6-80 |

| STATISTICAL LEADERS | | | | |
|---------------------|------|-------|------|----|
| Rushing | Att. | Yds. | TD | |
| Gambino (MD) | 22 | 165 | 2 | |
| Donaldson (GA) | 10 | 69 | 0 | |
| Passing | Att. | Comp. | Yds. | TD |
| Rauch (GA) | 20 | 12 | 190 | 1 |

Rauch Spectacular in 1949 Orange Bowl

Johnny Rauch, who directed Georgia to four straight bowl games, stood out in defeat as the Bulldogs finally lost their first post-season game, 41-28, to Texas in the 1949 Orange Bowl at Miami before a then record crowd of 60,523. Rauch completed 11 of 17 passes for 161 yards.

| | | | | | | |
|----------------|-----------|----------|----------|-----------|----------|-----------|
| <i>Georgia</i> | <i>7</i> | <i>7</i> | <i>7</i> | <i>7</i> | <i>—</i> | <i>28</i> |
| <i>Texas</i> | <i>13</i> | <i>7</i> | <i>7</i> | <i>14</i> | <i>—</i> | <i>41</i> |

GA—Bodine 71-yard interception return (Geri kick)-1st Q
 TX—Borneman 4-yard run (kick failed)-1st Q
 TX—Landry 14-yard run (Clay kick)-1st Q
 GA—Geri 1-yard run (Geri kick)-2nd Q
 TX—Samuels 21-yard run (Clay kick)-2nd Q
 TX—Proctor 24-yard pass from Campbell (Clay kick)-3rd Q
 GA—Geri 6-yard run (Geri kick)-1st Q
 GA—Walston 37-yard pass from Rauch (Geri kick)-4th Q
 TX—Clay 2-yard run (Clay kick)-4th Q
 TX—Clay 4-yard run (Clay kick)-4th Q

| GAME STATISTICS | | |
|--------------------------|----------|----------|
| | Texas | Georgia |
| First Downs | 19 | 9 |
| Rushing Yards | 332 | 56 |
| Passing Yards | 70 | 161 |
| Passes (Att.-Comp.-Int.) | 10-5-2 | 17-11-2 |
| Return Yardage | 103 | 159 |
| Fumbles/Lost | 2/1 | 1/1 |
| Punts | 5 (40.0) | 5 (41.0) |
| Yards Penalized | 5-55 | 6-50 |

| STATISTICAL LEADERS | | | | |
|---------------------|------|-------|------|----|
| Rushing | Att. | Yds. | TD | |
| Landry (UT) | 17 | 117 | 1 | |
| Geri (GA) | 15 | 45 | 2 | |
| Passing | Att. | Comp. | Yds. | TD |
| Rauch (GA) | 17 | 11 | 161 | 1 |
| Campbell (UT) | 10 | 5 | 70 | 1 |

A&M Zips Past Georgia in 1950 Presidential Cup Tilt

Georgia lost its seventh visit to a post-season affair, 40-20, to Texas A&M in the first and only Presidential Cup game at College Park, Md., before 12,245 fans on Dec. 9, 1950.

Georgia's Zippy Morocco, who later was to set the all-time SEC basketball scoring record, scored two touchdowns on brilliant runs, the first coming on a 65-yard punt return and the other a 23-yard rush.

A&M jumped out early and never looked back, scoring 40 unanswered points through three quarters of play. Before two minutes had been played in the opening quarter, the score was 13-0 after Bob Smith took the opening kickoff 100 yards and Glenn Lippman scored from five yards out after a Bulldog fumble. Another 81-yard TD rush by Smith in the first quarter buried the Bulldogs.

Morocco scored on a two-yard run in the third and a 65-yard punt return in the fourth to get the Dogs on the board. Lauren Hargrove added the last score of the day on a one-yard rush to make the final 40-20.

BOWL HISTORY

| | | | | | | |
|-----------|----|----|---|----|---|----|
| Georgia | 0 | 0 | 7 | 13 | — | 20 |
| Texas A&M | 20 | 13 | 7 | 0 | — | 40 |

A&M—Smith 100-yard kickoff return (Hooper kick)-1st Q
 A&M—Lippman 2-yard run (kick failed)-1st Q
 A&M—Smith 81-yard run (Hooper kick)-1st Q
 A&M—Tidwell 6-yard run (Hooper kick)-2nd Q
 A&M—Tidwell 6-yard run (kick failed)-2nd Q
 A&M—Tidwell 36-yard run (Hooper kick)-3rd Q
 GA—Morocco 30-yard run (Durand kick)-3rd Q
 GA—Morocco 65-yard punt return (Durand kick)-4th Q
 GA—Hargrove 1-yard run (kick failed)-4th Q

GAME STATISTICS

| | A&M | Georgia |
|--------------------------|----------|----------|
| First Downs | 10 | 15 |
| Rushing Yards | 304 | 220 |
| Passing Yards | 73 | 65 |
| Passes (Att.-Comp.-Int.) | 9-6-0 | 17-6-2 |
| Fumbles/Lost | 6/3 | 7/4 |
| Punts | 6 (39.0) | 7 (39.0) |
| Yards Penalized | 4-50 | 7-40 |

Tarkenton's TD Passes Key 1960 Orange Bowl Win

Francis Tarkenton directed two excellent scoring drives of 62 and 71 yards in Georgia's 14-0 victory over Missouri in the 1960 Orange Bowl before 75,280.

Late in the first quarter Tarkenton anticipated a quick kick to set up the first score. He returned it 17 yards to the M 38. On third down and nine he passed to Fred Brown for 12 to the M 25. On third and 14 he fired to Bill McKenny, rookie RHB from Jacksonville, for 29 yards and the TD, Durward Pennington's PAT made it 7-0.

| | | | | | | |
|----------|---|---|---|---|---|----|
| Georgia | 7 | 0 | 7 | 0 | — | 14 |
| Missouri | 0 | 0 | 0 | 0 | — | 0 |

GA—McKenny 29-yard pass from Tarkenton (Pennington kick)-1st Q
 GA—Box 33-yard pass from Tarkenton (Pennington kick)-3rd Q

GAME STATISTICS

| | Missouri | Georgia |
|--------------------------|----------|----------|
| First Downs | 16 | 19 |
| Rushing Yards | 80 | 88 |
| Passing Yards | 180 | 128 |
| Passes (Att.-Comp.-Int.) | 24-14-3 | 21-9-2 |
| Fumbles/Lost | 3/3 | 1/1 |
| Punts | 6 (38.7) | 7 (46.9) |
| Yards Penalized | 7-72 | 7-44 |

STATISTICAL LEADERS

| Rushing | Att. | Yds. | TD |
|------------|------|------|----|
| Brown (GA) | 10 | 39 | 0 |
| West (MO) | 9 | 37 | 0 |

| Passing | Att. | Comp. | Yds. | TD |
|----------------|------|-------|------|----|
| Snowden (MO) | 17 | 11 | 151 | 0 |
| Tarkenton (GA) | 16 | 9 | 128 | 2 |

| Receiving | Rec. | Yds. | TD |
|------------|------|------|----|
| Sloan (MO) | 6 | 73 | 0 |
| Brown (GA) | 3 | 29 | 0 |
| Box (GA) | 1 | 33 | 1 |

Ridlehuber Rips Raiders

In 1964 Sun Bowl

The 7-0 conquest of Texas Tech in the Sun Bowl at El Paso Dec. 26, 1964, before 28,500 may have been the Bulldogs' best game of a glorious "Cinderella" season.

The defense held the Red Raiders' vaunted offense, which led the Southwest Conference with almost 300 yards per game, to only 128 yards (32 rushing and 96 passing). And, the offensive troops rolled up 329 yards (245 rushing and 84 passing), their second best performance of the season.

Preston Ridlehuber had by far the most productive day of his Georgia varsity career and clearly deserved the trophy awarded him as the game's outstanding performer. Preston ran 19 times for 87 yards, completed 4x5 passes for 77 yards, giving him a total of 164 yards.

| | | | | | | |
|------------|---|---|---|---|---|---|
| Georgia | 0 | 7 | 0 | 0 | — | 7 |
| Texas Tech | 0 | 0 | 0 | 0 | — | 0 |

GA—Lankewicz 2-yard run (Etter kick)-2nd Q

GAME STATISTICS


| | Texas Tech | Georgia |
|--------------------------|------------|----------|
| First Downs | 7 | 17 |
| Rushing Yards | 32 | 245 |
| Passing Yards | 96 | 84 |
| Passes (Att.-Comp.-Int.) | 24-11-1 | 9-5-0 |
| Return Yardage | 76 | 39 |
| Fumbles/Lost | 1/0 | 3/3 |
| Punts | 8 (37.3) | 4 (38.0) |
| Yards Penalized | 8-37 | 7-45 |

STATISTICAL LEADERS

| Rushing | Att. | Yds. | TD |
|-----------------|------|------|----|
| Ridlehuber (GA) | 19 | 87 | 0 |
| Agan (TT) | 5 | 20 | 0 |

| Passing | Att. | Comp. | Yds. | TD |
|-----------------|------|-------|------|----|
| Wilson (TT) | 24 | 11 | 96 | 0 |
| Ridlehuber (GA) | 5 | 4 | 77 | 0 |

| Receiving | Rec. | Yds. | TD |
|-------------|------|------|----|
| Agan (TT) | 3 | 11 | 0 |
| Brown (GA) | 3 | 29 | 0 |
| Barber (GA) | 1 | 52 | 0 |



Georgia blanked Texas Tech 7-0 in the 1964 Sun Bowl (Vince Dooley's first Bulldog team). The big play on the 68-yard TD drive was a 52-yard reception by Fred Barber from Preston Ridlehuber that gave the Bulldogs first and goal from the six yard line.

BOWL HISTORY

Kent Lawrence Sets Cotton Bowl Record as Bulldogs Win Big over SMU

Georgia magnificently upheld the honor of the SEC with its decisive 24-9 victory over Southern Methodist University, champion of the Southwest Conference, Dec. 31, 1966, in Dallas' Cotton Bowl before 75,504.

Kent Lawrence established a Bulldog bowl-game rushing record vs. the Mustangs. His 149 yards in 16 carries erased the old Georgia bowl-game mark of 139 yards in 22 rushes by Frank Sinkwich vs. TCU in the 1942 Orange Bowl.

Lawrence's 74-yard TD rush on the game's third play also was the longest scoring play in Bulldog bowl annals. He was voted the game's outstanding player.

Bob Etter's 28-yard FG put Georgia out front 10-3 at the quarter. Steve Neuhaus set up another score with an interception at the SMU 33. Kirby Moore hit Billy Payne on a 20-yard scoring pass and Etter made it 17-3.

There was only one score in the last half. The Bulldogs drove 59 yards to goal early in the fourth quarter with Ronnie Jenkins carrying nine of the 12 rushes. Jenkins scored from the one. Etter made it 24-9.

| | | | | | | |
|----------------|-----------|----------|----------|----------|----------|-----------|
| <i>Georgia</i> | <i>10</i> | <i>7</i> | <i>0</i> | <i>7</i> | <i>—</i> | <i>24</i> |
| <i>SMU</i> | <i>3</i> | <i>6</i> | <i>0</i> | <i>0</i> | <i>—</i> | <i>9</i> |

GA—Lawrence 74-yard run (Etter kick)-1st Q
SMU—Partee 22-yard field goal-1st Q
GA—Etter 28-yard field goal-1st Q
GA—Payne 20-yard pass from Moore (Etter kick)-2nd Q
SMU—Richardson 1-yard run (kick failed)-2nd Q
GA—Jenkins 4-yard run (Etter kick)-4th Q

GAME STATISTICS

| | SMU | Georgia |
|--------------------------|----------|----------|
| First Downs | 11 | 17 |
| Rushing Yards | 40 | 284 |
| Passing Yards | 165 | 79 |
| Passes (Att.-Comp.-Int.) | 20-10-3 | 14-6-1 |
| Return Yardage | 61 | 57 |
| Fumbles/Lost | 1/1 | 2/1 |
| Punts | 4 (36.5) | 4 (28.5) |
| Yards Penalized | 7-45 | 3-37 |

STATISTICAL LEADERS

| <u>Rushing</u> | Att. | Yds. | TD |
|----------------|------|------|----|
| Lawrence (GA) | 16 | 149 | 1 |
| Jenkins (GA) | 23 | 88 | 1 |
| Jernigan (SMU) | 9 | 28 | 0 |

| <u>Passing</u> | Att. | Comp. | Yds. | TD |
|----------------|------|-------|------|----|
| White (SMU) | 17 | 9 | 160 | 0 |
| Moore (GA) | 11 | 6 | 79 | 1 |

| <u>Receiving</u> | Rec. | Yds. | TD |
|------------------|------|------|----|
| Levias (SMU) | 3 | 62 | 0 |
| Payne (GA) | 3 | 49 | 1 |

N.C. State Rallies Past Georgia in 1967 Liberty Bowl


A record Liberty Bowl crowd of 35,045 at Memphis Dec. 16, 1967, saw N.C. State, led by former Bulldog head coach, Jim Donnan, trim Georgia, 14-7.

The Wolfpack cashed in their scoring opportunities, drawing first blood in the second quarter on a 65-yard drive—aided by a timely 15-yard penalty—that saw Donnan pass 6 yards to Martell for a TD. Warren's PAT made it 7-0.

Georgia retaliated with a fine 68-yard scoring drive, Lawrence starting things off with a 42-yard kickoff return. Kirby Moore hit on four passes, three to Dennis Hughes and one to Billy Payne. Ronnie Jenkins scored from the one and Jim McCullough's PAT knotted the count at 7-7 midway the second quarter.

State went ahead early in the fourth quarter, driving 73 yards with Barchuk scoring from the one. Warren's PAT was good.

Georgia again fought back and mounted a great 98-yard drive that ended with Lawrence failing to score by inches after taking a pitchout from Moore at the N.C. State 3 and sprinting to the 1. Lawrence was voted the game's most valuable offensive back, while Edgar Chandler was the most valuable offensive lineman.



| | | | | | | |
|-------------------|----------|----------|----------|----------|----------|-----------|
| <i>Georgia</i> | <i>0</i> | <i>7</i> | <i>0</i> | <i>0</i> | <i>—</i> | <i>7</i> |
| <i>N.C. State</i> | <i>0</i> | <i>7</i> | <i>0</i> | <i>7</i> | <i>—</i> | <i>14</i> |

NCS—Martel six-yard pass from Donnan (Warren kick) 11:46-2nd Q
GA—Jenkins 1-yard run (McCullough kick) 6:38-2nd Q
NCS—Barchuk 1-yard run (Warren kick) 12:39-4th Q

GAME STATISTICS

| | North Carolina St. | Georgia |
|--------------------------|--------------------|----------|
| First Downs | 14 | 14 |
| Rushing Yards | 79 | 140 |
| Passing Yards | 128 | 136 |
| Passes (Att.-Comp.-Int.) | 25-17-1 | 23-11-0 |
| Return Yardage | 42 | 124 |
| Fumbles/Lost | 1/1 | 0/0 |
| Punts | 7 (35.5) | 6 (28.8) |
| Yards Penalized | 45 | 67 |

STATISTICAL LEADERS

| <u>Rushing</u> | Att. | Yds. | TD |
|----------------|------|------|----|
| Lawrence (GA) | 18 | 71 | 0 |
| Bowers (NCS) | 10 | 35 | 0 |

| <u>Passing</u> | Att. | Comp. | Yds. | TD |
|----------------|------|-------|------|----|
| Donnan (NCS) | 24 | 16 | 121 | 1 |
| Moore (GA) | 22 | 10 | 124 | 0 |

| <u>Receiving</u> | Rec. | Yds. | TD |
|------------------|------|------|----|
| Martel (NCS) | 7 | 69 | 1 |

BOWL HISTORY

Georgia Upset by Arkansas

Razorbacks in 1969 Sugar Bowl



A huge Sugar Bowl crowd of 82,113 saw Arkansas, champion of the Southwest Conference, upset Georgia, champion of the Southeastern Conference, 16-2, on Jan. 1, 1969.

The Bulldogs had the ball six times in the first quarter but lost possession three times on fumbles and once on a pass interception. But the Georgia defense played well and the quarter ended scoreless.

The Razorbacks moved 65 yards for a TD early in the second quarter, scoring on a 27-yard pass, Montgomery-Dicus. White's PAT made it 7-0.

Midway the second quarter David McKnight tossed Burnett for a six-yard loss and a safety to make it 7-2, but a Bulldog fumble a few plays later gave Arkansas position for a 34-yard field goal by White which made it 10-2 at halftime.

Georgia "blew" a good chance early in the third quarter after recovering an Arkansas fumble on the kickoff. Brad Johnson fumbled on the goal line on third down, and the ball went out of the end zone.

A fumble and pass interception in the fourth quarter put Arkansas in position for two more field goals by White (24 and 31 yards).

| | | | | | | |
|-----------------|---|----|---|---|---|----|
| Georgia | 0 | 2 | 0 | 0 | — | 2 |
| Arkansas | 0 | 10 | 0 | 6 | — | 16 |

AR—Dicus 27-yard pass from Montgomery (White kick) 14:55-2nd Q
 GA—McKnight tackles Burnett in end zone for safety 9:44-2nd Q
 AR—White 34-yard field goal 1:59-2nd Q
 AR—White 24-yard field goal 8:58-4th Q
 AR—White 31-yard field goal 6:23 4th Q

GAME STATISTICS

| | Arkansas | Georgia |
|---------------------------------|----------|---------|
| First Downs | 13 | 13 |
| Rushing Yards | 40 | 75 |
| Passing Yards | 185 | 117 |
| Passes (Att.-Comp.-Int.) | 17-39-1 | 11-31-3 |
| Return Yardage | 10 | 62 |
| Fumbles/Lost | 2/2 | 5/5 |
| Punts | 10-33.6 | 10-38.6 |
| Yards Penalized | 4-31 | 4-25 |

STATISTICAL LEADERS

| Rushing | Att. | Yds. | TD | |
|------------------|------|-------|------|----|
| Johnson (GA) | 12 | 45 | 0 | |
| Maxwell (AR) | 20 | 31 | 0 | |
| Passing | Att. | Comp. | Yds. | TD |
| Montgomery (AR) | 39 | 17 | 185 | 1 |
| Cavan (GA) | 22 | 9 | 103 | 0 |
| Receiving | Rec. | Yds. | TD | |
| Dicus (AR) | 12 | 169 | 1 | |
| Whittemore (GA) | 5 | 56 | 0 | |

Nebraska Too Much for Dogs in 1969 Sun Bowl

Nebraska turned out to be every bit as good as advertised. "They were the best team we played all season," said Captain Steve Greer following the Cornhuskers' 45-6 victory before a sun-baked Sun Bowl crowd of 31,176 in El Paso Dec. 20.

The Cornhuskers took advantage of a strong wind to kick four field goals in the exceptionally-long first quarter (scoreboard clock broke and officials admitted afterwards that the first quarter was too long).

Trailing 18-0 after the first quarter, Georgia fought back to hold the big and fast Big Eight co-champions scoreless in the second quarter. But the Nebraskans took advantage of six pass interceptions and two fumble recoveries to run up the score, 14 points in the third quarter and 13 in the fourth.

Paul Gilbert directed Georgia's lone TD in the fourth quarter. He completed passes of 16 yards to Charley Whittemore, 11 to Dennis Hughes, then scored himself from the six. Jim McCullough's PAT kick was wide.

| | | | | | | |
|-----------------|----|---|----|----|---|----|
| Georgia | 0 | 0 | 0 | 6 | — | 6 |
| Nebraska | 18 | 0 | 14 | 13 | — | 45 |

UN—Rogers 50-yard field goal-1st Q
 UN—Rogers 32-yard field goal-1st Q
 UN—Kinney 10-yard run (kick failed)-1st Q
 UN—Rogers 42-yard field goal-1st Q
 UN—Rogers 37-yard field goal-1st Q
 UN—Green 7-yard pass from Brownson (Rogers kick)-3rd Q
 UN—Brownson 1-yard run (Rogers kick)-3rd Q
 UN—Schneiss 1-yard run (kick failed)-4th Q
 GA—Gilbert 6-yard run (kick failed)-4th Q
 UN—Taggae 2-yard run (Rogers kick)-4th Q

GAME STATISTICS

| | Nebraska | Georgia |
|---------------------------------|----------|---------|
| First Downs | 17 | 11 |
| Rushing Yards | 190 | 55 |
| Passing Yards | 165 | 130 |
| Passes (Att.-Comp.-Int.) | 35-18-2 | 35-11-6 |
| Return Yardage | 34 | 86 |
| Fumbles/Lost | 1/0 | 2/2 |
| Punts | 7 (35.6) | 10-42.2 |
| Yards Penalized | 6-50 | 3-31 |

STATISTICAL LEADERS


| Rushing | Att. | Yds. | TD | |
|------------------|------|-------|------|----|
| Green (UN) | 13 | 46 | 0 | |
| Paine (GA) | 13 | 41 | 0 | |
| Passing | Att. | Comp. | Yds. | TD |
| Brownson (UN) | 18 | 11 | 109 | 1 |
| Gilbert (GA) | 30 | 10 | 116 | 0 |
| Receiving | Rec. | Yds. | TD | |
| Whittemore (GA) | 5 | 86 | 0 | |
| Ingles (UN) | 4 | 55 | 0 | |

BOWL HISTORY

Poulos Superb in 1971 Gator Bowl

Georgia played perhaps its finest defensive game of the season to beat North Carolina 7-3 in the Gator Bowl, Dec. 31, 1971, before 71,208.

The Bulldogs held the Tar Heels to only 181 yards total offense (115 rushing and 66 passing).



Dennis Watson was the defensive hero, making tackles time and time again. He made three straight tackles during one stretch.

Offensively, the Bulldogs gained a lot of ground (322 yards) but were sporadic, particularly in the first half. But, following the Tar Heels' lone scoring drive of the game which resulted in a 35-yard FG by Craven, the Bulldogs finally mounted a beautiful 80-yard march that settled the issue.

The scintillating sophomores, Jimmy Poulos and Andy Johnson, ran the ball from Georgia's 20 to the G 43. Then Johnson hit split end Lynn Hunnicutt on a great 32-yard play to the NC 25. On the next snap, Poulos

broke around left end down the sidelines to score, side-stepping the safety. Braswell made it 7-3.

The nation's TV audience once again was thrilled by the exploits of Poulos, the Greek Streak, who set a Georgia bowl rushing record in the Gator Bowl. He netted 161 yards on 20 carries to better the old Bulldog bowl mark of 149 yards on 16 rushes by Kent Lawrence against SMU in the 1966 Cotton Bowl.

| | | | | | | |
|--------------------|---|---|---|---|---|---|
| <i>Georgia</i> | 0 | 0 | 7 | 0 | — | 7 |
| <i>N. Carolina</i> | 0 | 0 | 3 | 0 | — | 3 |

NC—Craven 35-yard field goal 9:01-3rd Q
GA—Poulos 25-yard run (Braswell kick) 1:39-3rd Q

GAME STATISTICS

| | North Carolina | Georgia |
|--------------------------|----------------|-----------|
| First Downs | 9 | 13 |
| Rushing Yards | 115 | 228 |
| Passing Yards | 66 | 84 |
| Passes (Att.-Comp.-Int.) | 14-6-1 | 17-6-0 |
| Return Yardage | 51 | 61 |
| Fumbles/Lost | 2/1 | 2/1 |
| Punts | 10 (46.6) | 10 (34.8) |
| Yards Penalized | 3-15 | 5-29 |

STATISTICAL LEADERS

| <u>Rushing</u> | Att. | Yds. | TD | |
|------------------|------|-------|------|----|
| Poulos (GA) | 20 | 161 | 1 | |
| Jolley (NC) | 20 | 77 | 0 | |
| <u>Passing</u> | Att. | Comp. | Yds. | TD |
| Johnson (GA) | 13 | 6 | 84 | 0 |
| Miller (NC) | 14 | 6 | 66 | 0 |
| <u>Receiving</u> | Rec. | Yds. | TD | |
| Hunnicutt (GA) | 4 | 58 | 0 | |
| Sigler (NC) | 2 | 32 | 0 | |

Tough Terps Trimmed in 1973 Peach Bowl

Hats off to the Bulldogs for their thrilling 17-16 triumph over the Terrapins in the 1973 Peach Bowl Dec. 28 before 38,017 in Atlanta Fulton County Stadium.

Early in the second quarter, thanks to runs by Horace King and Andy Johnson, Georgia reached the Maryland 17 but was stopped. Johnson hit Jimmy Poulos on a screen and the Greek Streak went 62 yards for a score in one of the finest runs ever made by a Georgia back. Two plays later Maryland's Carter and White hooked up on a 68-yard haymaker and Mick-Mayer's PAT tied it 7-7.

Later Mike-Mayer put Maryland out front 10-7 on a 36-yard FG. Then the Bulldogs roared back with one of their best drives of the season. Captain Bobby Burns ripped up the middle for 21. Johnson hit King for 30, then ran 12 after faking a pass to the UM 9. With the clock running out, the Bulldogs had to settle for a 26-yard FG by Leavitt to make it 10-10 at halftime.

Tremendous defensive play set up Georgia's go-ahead TD late in the third quarter. Following Golden's 43-yard punt to Smith, tackled in his tracks at the UM 11 by Glynn Harrison, Sylvester Boler smashed through and hit QB Kinard as he was pitching out to Jennings. The hit caused a fumble that was recovered by Dick Conn at the Maryland 8 yard line. On third down, Johnson scored from the one and Leavitt made it 17-10.

A nine-yard punt and fumble by Richard Appleby, on an end-round, presented Maryland with two FG opportunities in the fourth quarter. Both were cashed in on by Mick Mayer (25 and 28 yards) to close the gap to 17-16.

| | | | | | | |
|-----------------|---|----|---|---|---|----|
| <i>Georgia</i> | 0 | 10 | 7 | 0 | — | 17 |
| <i>Maryland</i> | 0 | 10 | 0 | 6 | — | 16 |

GA—Poulos 62-yard pass from Johnson (Leavitt kick) 5:27-2nd Q
MD—White 68-yard pass from Carter (Mike-Mayer kick) 5:04 2nd Q
MD—Mike-Mayer 36-yard field goal 1:31-2nd Q
GA—Leavitt 26-yard field goal :06-2nd Q
GA—Johnson 1-yard run (Leavitt kick) 4:24-3rd Q
MD—Mike-Mayer 25-yard field goal 13:53-4th Q
MD—Mike-Mayer 28-yard field goal 7:35-4th Q

GAME STATISTICS

| | Maryland | Georgia |
|--------------------------|----------|----------|
| First Downs | 15 | 11 |
| Rushing Yards | 219 | 170 |
| Passing Yards | 242 | 114 |
| Passes (Att.-Comp.-Int.) | 18-8-1 | 16-5-1 |
| Return Yardage | 78 | 135 |
| Fumbles/Lost | 4/3 | 2/2 |
| Punts | 6 (31.8) | 8 (41.3) |
| Yards Penalized | 5-63 | 1-5 |

STATISTICAL LEADERS

| <u>Rushing</u> | Att. | Yds. | TD | |
|------------------|------|-------|------|----|
| Carter (MD) | 29 | 126 | 0 | |
| King (GA) | 16 | 57 | 0 | |
| <u>Passing</u> | Att. | Comp. | Yds. | TD |
| Johnson (GA) | 16 | 5 | 114 | 1 |
| Kinard (MD) | 8 | 4 | 113 | 0 |
| <u>Receiving</u> | Rec. | Yds. | TD | |
| White (MD) | 2 | 106 | 1 | |
| Poulos (GA) | 2 | 62 | 1 | |

BOWL HISTORY

Dogs Fall To Miami 21-10

in 1974 Tangerine Bowl

Miami of Ohio won its 23rd in a row with a 21-10 victory over Georgia in the Tangerine Bowl before 20,246 at Orlando, on Dec. 21, 1974.

It might have been a close game had not the Bulldogs given Miami two easy scoring chances with fumbles at their own 25 (first play from scrimmage) and 22. The Redskins cashed both opportunities, and in between, marched 68 yards to goal, QB Smith passing seven yards to E. Taylor for the TD.

After trailing 7-0, Georgia did make a good drive, first down at the UM 9, the big gainer being a 43-yard pass, Robinson to Appleby. But the vaunted Miami defense held and Allan Leavitt kicked at 21-yard FG.

Georgia came back strong in the second half and won it, 7-0. The defense played considerably better.

Midway through, the third quarter Butch Box, covering a Bucky Dilts punt, recovered a fumble at the Miami 41. Glynn Harrison immediately broke loose for 28 yards to the UM 13. Five plays later Ray Goff plunged over from the one and Leavitt made it 21-10.

Georgia outgained Miami in total offense, 274 to 242. Georgia had only 74 yards rushing but 200 passing. Miami had 228 rushing, 14 passing.



MI—Carpenter 1-yard run (Draudt kick) 13:29-1st Q
 GA—Leavitt 21-yard field goal 9:24-1st Q
 MI—Taylor 7-yard pass from Smith (Draudt kick) 1:36-1st Q
 MI—Smith 8-yard run (Draudt kick) 14:18-2nd Q
 GA—Goff 1-yard run (Leavitt kick) 4:49-3rd Q

| | | | | | | |
|--------------------|----|---|---|---|---|----|
| <i>Georgia</i> | 3 | 0 | 7 | 0 | — | 10 |
| <i>Miami, Ohio</i> | 14 | 7 | 0 | 0 | — | 21 |

GAME STATISTICS

| | Miami (Ohio) | Georgia |
|--------------------------|--------------|----------|
| First Downs | 18 | 17 |
| Rushing Yards | 228 | 74 |
| Passing Yards | 14 | 210 |
| Passes (Att.-Comp.-Int.) | 7-3-0 | 25-12-0 |
| Return Yardage | 0 | 0 |
| Fumbles/Lost | 3/3 | 5/2 |
| Punts | 5 (36.0) | 4 (30.0) |
| Yards Penalized | 3-25 | 2-24 |

STATISTICAL LEADERS

| Rushing | Att. | Yds. | TD |
|----------------|------|------|----|
| Carpenter (MI) | 30 | 114 | 1 |
| Harrison (GA) | 17 | 69 | 0 |

| Passing | Att. | Comp. | Yds. | TD |
|---------------|------|-------|------|----|
| Robinson (GA) | 24 | 11 | 190 | 0 |
| Smith (MI) | 2 | 1 | 7 | 1 |

| Receiving | Rec. | Yds. | TD |
|--------------|------|------|----|
| Appleby (GA) | 6 | 102 | 0 |
| Wilson (GA) | 3 | 45 | 0 |

Cinderella Dogs Bow to Hogs

in 1976 Cotton Bowl

The big clock in the Cotton Bowl showed 1:49 left in the first half with Georgia leading Arkansas, 10-0. Not a soul there or any one of the millions watching CBS-TV had any idea then that the Bulldogs, who had played almost a perfect game for nearly a half, would suffer one tough blow after and finally succumb, 31-10 on Jan. 1, 1976.

Georgia amazed the crowd of 74,500 by taking the opening kickoff and ramming the ball all the way to the A4. But the Razorbacks held and Georgia had to settle for a 35-yard FG by Allan Leavitt.

In the second quarter Matt Robinson connected with Gene Washington on a nifty 21-yard scoring play and Georgia led 10-0.

But two Georgia fumbles in the last two minutes of the first half resulted in an Arkansas FG (Little, 39 yards) and TD (Forte, 1-yd. rush).

It was a scoreless third quarter but the Hogs tallied three times in the final period.



“Glidin’” Glynn Harrison led the Georgia team to the '76 Cotton Bowl.

| | | | | | | |
|-----------------|---|----|---|----|---|----|
| <i>Georgia</i> | 3 | 7 | 0 | 0 | — | 10 |
| <i>Arkansas</i> | 0 | 10 | 0 | 21 | — | 31 |

GA—Leavitt 35-yard field goal 9:12-1st Q
 GA—Washington 21-yd pass from Robinson (Leavitt kick) 7:21-2nd Q
 AR—Little 39-yard field goal 0:50-2nd Q
 AR—Forte 1-yard run (Little kick) 0:14-2nd Q
 AR—Fuchs 5-yard run (Little kick) 11:07-4th Q
 AR—Forrest 1-yard run (Little kick) 9:21-4th Q
 AR—Forte 6-yard run (Little kick) 1:16-4th Q

GAME STATISTICS

| | Arkansas | Georgia |
|--------------------------|----------|----------|
| First Downs | 20 | 13 |
| Rushing Yards | 235 | 102 |
| Passing Yards | 89 | 91 |
| Passes (Att.-Comp.-Int.) | 14-5-0 | 18-8-2 |
| Return Yardage | 73 | 18 |
| Fumbles/Lost | 6/1 | 3/2 |
| Punts | 4 (43.0) | 6 (38.7) |
| Yards Penalized | 5-35 | 3-15 |

STATISTICAL LEADERS

| Rushing | Att. | Yds. | TD |
|---------------|------|------|----|
| Forte (AR) | 24 | 119 | 2 |
| Fuchs (AR) | 16 | 71 | 1 |
| Harrison (GA) | 14 | 44 | 0 |

| Passing | Att. | Comp. | Yds. | TD |
|---------------|------|-------|------|----|
| Bull (AR) | 13 | 5 | 89 | 0 |
| Robinson (GA) | 15 | 7 | 85 | 1 |

| Receiving | Rec. | Yds. | TD |
|--------------|------|------|----|
| Douglas (AR) | 2 | 54 | 0 |
| Davis (GA) | 3 | 16 | 0 |

BOWL HISTORY

#1 Pittsburgh Tops Dogs in '77 Sugar Bowl

Armed with a number four national ranking and the distinction of being first team to represent the conference in the SEC's "marriage" with the Sugar Bowl, Georgia's dreams of a national title were convincingly shattered by top-ranked Pittsburgh, 27-3, in the Sugar Bowl shootout for the national championship.



With a Sugar Bowl record crowd for the Superdome of 76, 117 fans looking on, Pittsburgh made believers of the whole nation in justifying their top national billing.

Junior quarterback Matt Cavanaugh and heralded Heisman Trophy winner Tony Dorsett supplied most of the offensive fireworks for the Panthers in building a 21-0 halftime lead. Cavanaugh directed his team 80 yards in the first quarter for Pitt's initial score, covering the last six yards himself on a keeper. In the second quarter, the Pittsburgh junior unveiled a brilliant passing game to account

for another Pittsburgh score by hitting FLK Matt Jones for a 59-yard scoring strike. Dorsett added the Panthers' third TD of the day on an 11-yard burst to make the halftime tally 21-0.

The Bulldog offense, which had been stymied all day by the swarming Pittsburgh defense, finally was able to put something on the scoreboard in the third quarter. On Pitt's first possession of the second half, fullback Elliott Walker was separated from the ball on the Panthers' own 26-yard line, where defensive end Lawrence Craft fell on it for the Bulldogs. But several plays later, Georgia found themselves faced with fourth and goal on the seven and had to settle for Allan Leavitt's 25-yard field goal for their only score of the day.

Pitt's Carson Long added field goals of 42 and 31 yards as the Panthers claimed the 1976 national championship.

| | | | | | | |
|-------------------|----------|-----------|----------|----------|----------|-----------|
| Georgia | 0 | 0 | 3 | 0 | — | 3 |
| Pittsburgh | 7 | 14 | 3 | 3 | — | 27 |

PITT—Cavanaugh 6-yard run (Long kick) 5:44-1st Q
PITT—Jones 59-yard pass from Cavanaugh (Long kick) 8:33-2nd Q
PITT—Dorsett 11-yard run (Long kick) 2:02-2nd Q
GA—Leavitt 25-yard field goal 11:30-3rd Q
PITT—Long 42-yard field goal 1:50-3rd Q
PITT—Long 31-yard field goal 7:35-4th Q

GAME STATISTICS

| | Pittsburgh | Georgia |
|---------------------------------|-------------------|----------------|
| First Downs | 24 | 14 |
| Rushing Yards | 288 | 135 |
| Passing Yards | 192 | 46 |
| Passes (Att.-Comp.-Int.) | 18-10-0 | 22-3-4 |
| Return Yardage | 34 | 80 |
| Fumbles/Lost | 2/1 | 4/2 |
| Punts | 5 (36.8) | 8 (47.1) |
| Yards Penalized | 6-66 | 4-30 |

STATISTICAL LEADERS

| Rushing | Att. | Yds. | TD | |
|------------------|-------------|--------------|-------------|-----------|
| Dorsett (PITT) | 32 | 202 | 1 | |
| Goff (GA) | 17 | 76 | 0 | |
| Passing | Att. | Comp. | Yds. | TD |
| Cavanaugh (PITT) | 18 | 10 | 192 | 1 |
| Robinson (GA) | 15 | 2 | 33 | 0 |
| Receiving | Rec. | Yds. | TD | |
| Jones (PITT) | 3 | 80 | 1 | |
| Taylor (GA) | 4 | 72 | 0 | |

Stanford Rallies For Win in Bluebonnet Bowl

Georgia's Wonderdogs outgained Stanford 525 yards to 317, but lost the ball game 25-22 before 34,084 fans in the Bluebonnet Bowl in Houston on December 31, 1978.

Fumbles and penalties, missed PAT's and FG's and precision passing by All-American QB Steve Dils, enables the Cardinal to overcome a 22-0 deficit in the second half.

The Bulldogs played their best game of the season in running up an early advantage to the 22-0. They scored on their second possession in the first quarter, Rex Robinson kicking a 31-yd FG. On their third possession, Georgia's Buck Belue passed to flanker Carmon Prince 22 yards for a TD, but Robinson missed on the PAT to make Georgia a 9-0 leader.

As the half closed, Jeff Pyburn directed an 80-yard drive in seven plays as he spotted Prince for an eight-yard strike. Robinson was wide again on the PAT and Georgia led 15-0.

Georgia drove 75 yards to goal after the second half kick-off and took only six plays as Pyburn dove in from the one, making the score 22-0.

Two Bulldog fumbles accounted for Stanford's first pair of touchdowns, and their third tally came on a 14-yard pass from Dils to Ken Margerum. The two-point conversion was good, knotting the score at 22. The Cardinal recovered another Georgia fumble to set up their go-ahead field goal of 24 yards. Georgia came back strong, driving to the Stanford 14, but Robinson missed on a 31-yard attempt.

| | | | | | | |
|-----------------|----------|-----------|-----------|----------|----------|-----------|
| Georgia | 3 | 12 | 7 | 0 | — | 22 |
| Stanford | 0 | 0 | 22 | 3 | — | 25 |

GA—Robinson 31-yard field goal 5:18-1st Q
GA—Prince 22-yard pass from Belue (kick failed) 4:06-2nd Q
GA—Prince 8-yard pass from Pyburn (kick failed) 0:11-2nd Q
GA—Pyburn 1-yard run (Robinson kick) 12:58-3rd Q
SU—Margerum 32-yard pass from Dils (pass failed) 6:03-3rd Q
SU—Nelson 20-yard pass from Dils (Nabers run) 3:57-3rd Q
SU—Margerum 14-yard pass from Dils
(Nelson pass from Dils) 1:33-3rd Q
SU—Nabers 24-yard field goal 14:50-4th Q

GAME STATISTICS


| | Stanford | Georgia |
|---------------------------------|-----------------|----------------|
| First Downs | 20 | 27 |
| Rushing Yards | 128 | 315 |
| Passing Yards | 210 | 189 |
| Passes (Att.-Comp.-Int.) | 28-15-1 | 18-11-1 |
| Return Yardage | 51 | 119 |
| Fumbles/Lost | 2/1 | 6/5 |
| Punts | 8 (41.6) | 1 (35.0) |
| Yards Penalized | 2-34 | 5-43 |

STATISTICAL LEADERS

| Rushing | Att. | Yds. | TD | |
|------------------|-------------|-------------|-------------|-----------|
| McClendon (GA) | 30 | 115 | 0 | |
| Nelson (SU) | 16 | 100 | 0 | |
| Passing | Att | Comp | Yds. | TD |
| Dils (SU) | 28 | 17 | 210 | 3 |
| Pyburn (GA) | 12 | 6 | 87 | 2 |
| Receiving | Rec. | Yds. | TD | |
| Margerum (SU) | 5 | 87 | 2 | |
| Scott (GA) | 5 | 67 | 0 | |

BOWL HISTORY

Georgia Whips Irish for '81 Sugar Bowl Win and the National Championship



Determined to silence the critics who had claimed Georgia had been lucky in streaking to a perfect 11-0 regular season slate, the Bulldogs journeyed to New Orleans, number one ranking in hand, and defeated Notre Dame, 17-10, in the 1981 Sugar Bowl to claim the national championship.

Played before a record Crescent City Sugar Bowl crowd of 77,895 in the Louisiana Superdome, the game was one where Georgia capitalized on early Irish mistakes to take a 17-3 lead at halftime.

Notre Dame took the ball on the first possession of the contest from its own 20 all the way to the UGA 32 where kicker Harry Oliver booted a 50-yard field goal to give the Irish a 3-0 lead with 10:41 to go in the opening quarter.

Oliver tried another field goal moments later from the 48, but this time Bulldog freshman rover Terry Hoage slipped through the line to step in front and block the attempt, giving Georgia the ball at the ND49. Nine plays netted 20 yards and placekicker Rex Robinson was called on for a 46-yard field goal. The All-American was successful to tie the game at three apiece with less than two minutes remaining in the first period.

On the ensuing kickoff, there was a mixup between the Notre Dame deep men and Bulldog senior Bob Kelly came up with a loose football at the Irish one-yard line. Freshman marvel Herschel Walker, who would go on to gain 150 yards (the first 100-yard performance against the Notre Dame defense all season) and win the Miller-Digby MVP Trophy, dove on the second play for the touchdown. Robinson converted the PAT and Bulldogs were up, 10-3, still in the first quarter.

Erk Russell's defense, one which led the country in take-aways during the season, recovered another Notre Dame fumble early in the second period as Irish fullback John Sweeney was separated from the ball at the ND22 and Bulldog senior roverback Chris Welton pounced on it.

Tailback Walker broke an off tackle play for 12 yards to the ND10. Quarterback Buck Belue swept left for seven more to the Irish three-yard line, setting up a second and goal situation. Belue gave it to Walker and the 6-2, 220-pounder stormed into the endzone for his second touchdown of the game. Robinson added the PAT and Georgia enjoyed a 17-3 lead.

Down 14 points, Notre Dame drove the second time it had the ball in the second half from its own 40-yard line to the G13. On a third down-play there, Irish QB Blair Kiel dropped back, threw into the endzone to flanker Pete Holohan, only to watch Georgia's All-American cornerback Scott Woerner step in at the last minute to bat the pass away. Notre Dame's Oliver came in to kick a 30-yarder but the ball sailed wide right.

The Irish finally got a touchdown after Georgia punted on the next possession. The passing of Kiel and running of tailback Phil Carter took Notre Dame 57 yards in 11 plays as the drive was climaxed by a one-yard plunge by Carter for the touchdown. Oliver booted the PAT and the Georgia lead was now 17-10 with :54 seconds of the third quarter showing on the Superdome scoreboard clock.

After Georgia was unable to move the ball, senior Mark Malkiewicz was called in to punt. The boot carried to the Irish 46 and Notre Dame, with momentum mounting, took over. Seven plays later, the Fighting Irish were at the G21 and fourth down staring them in the face. Oliver's 38-yard field goal attempt went wide to the left this time and the Bulldogs clung to

their seven-point lead.

After two unsuccessful possessions by each team, Notre Dame got the ball one last time with 5:10 to go in the ballgame at the ND43. Carter ran around the end for seven yards to midfield. On second down, 6-1, 265-pound defensive guard Eddie Weaver caught Kiel behind the line for a four-yard loss, setting up a third and seven play. A Kiel-to-Nick Vehr pass got six yards back, making it fourth down, one yard to go.

A running play looked to be forthcoming, but Kiel surprised everyone when he faded back, looking for Dean Masztak, the big tight end, on the side line. One Bulldog, apparently not surprised by the call, was cornerback Woerner, who stepped up in front of Masztak for the interception (his second of the game) at the G34. Only 2:56 remained.

Runs by Belue and Walker gave the Bulldogs a first down at the G47. Two plays after that, Georgia recorded the biggest first down of the game when Belue hit his very first completion of the day on a seven-yard pass to senior flanker Amp Arnold. Walker got the Bulldogs another first down at the ND 38, where Georgia ran off three plays and watched the 47th annual Sugar Bowl clock run off, along with a sea of red which had engulfed the playing field for the national championship celebration.

| | | | | | | |
|-------------------|----|---|---|---|---|----|
| <i>Notre Dame</i> | 3 | 0 | 7 | 0 | — | 10 |
| GEORGIA | 10 | 7 | 0 | 0 | — | 17 |

ND — Oliver, 50-yard FG 10:41-1st Q

GA — Robinson, 46-yard FG 1:45-1st Q

GA — Walker, 1-yard run (Robinson PAT) 1:04-1st Q

GA — Walker, 3-yard run (Robinson PAT) 13:49-2nd Q

ND — Carter, 1-yard run (Oliver PAT) :54-3rd Q

GAME STATISTICS

| | Notre Dame | Georgia |
|---------------------------------|------------|-----------|
| First Downs | 17 | 10 |
| Rushing Yards | 190 | 120 |
| Passing Yards | 138 | 7 |
| Passes (Att.-Comp.-Int.) | 28-14-3 | 13-1-0 |
| Return Yardage | 2 | 44 |
| Fumbles/Lost | 1/1 | 0/0 |
| Punts | 5 (42.0) | 11 (38.5) |
| Yards Penalized | 8-69 | 6-32 |

STATISTICAL LEADERS

| Rushing | Att. | Yds. | TD |
|--------------------|------|------|----|
| Walker (GA) | 36 | 150 | 2 |
| Carter (ND) | 27 | 109 | 1 |

| Passing | Att. | Comp. | Yds. | TD |
|-------------------|------|-------|------|----|
| Kiel (ND) | 27 | 14 | 138 | 0 |
| Belue (GA) | 12 | 1 | 7 | 0 |

| Receiving | Rec. | Yds. | TD |
|---------------------|------|------|----|
| Holohan (ND) | 4 | 44 | 0 |
| Arnold (GA) | 1 | 7 | 0 |

BOWL HISTORY

Pitt Edges Bulldogs 24-20

In 1982 Sugar Bowl

Pittsburgh QB Dan Marino hit TE John Brown on a fourth-down 33-yard TD pass with just :35 seconds left to give the Panthers a come-from-behind 24-20 win over Georgia in the 1982 Sugar Bowl, dashing the Bulldogs' hopes for a second consecutive national championship. Perhaps the most exciting of the holiday games of '82, the Pitt-Georgia matchup had six lead changes for the 77,224 who were in attendance at the Superdome.

Early in the fourth quarter it was Pittsburgh which capitalized on a Dog fumble at the G23. Four plays later, QB Marino found John Brown open for a six-yard TD play. The conversion put the Panthers, 17-13 with 11:40 to play in the game.



But the Bulldogs, entering the game ranked No. 2 in the country, weren't quite through yet. Taking over on the G20, Georgia drove the distance in 10 plays, climaxing the drive with a Buck Belue-to-Clarence Kay TD pass from six yards out. Kevin Butler's PAT put the lead in Georgia's favor, 20-17, with 8:31 remaining.

Each team failed on a possession and, with 3:46 left, the Panthers got the ball on the P20.

Eleven plays later, they were at the G33, fourth down and five. Seconds later, TE Brown was in the endzone on the receiving end of Marino's game-winner.

| | | | | | | |
|-------------------|----------|----------|----------|-----------|----------|-----------|
| Pittsburgh | 0 | 3 | 7 | 14 | — | 24 |
| GEORGIA | 0 | 7 | 6 | 7 | — | 20 |

GA—Walker, 8-yard run (Butler PAT) 7:18 — 2nd Q
 PT—Everett, 41-yard FG 1:59 — 2nd Q
 PT—Dawkins, 30-yard pass from Marino (Everett PAT) 11:59 — 3rd Q
 GA—Walker, 10-yard run (kick failed) 6:42 — 3rd Q
 PT—Brown, 6-yard pass from Marino (Everett PAT) 1:40 — 4th Q
 GA—Kay, 6 yard pass from Belue (Butler PAT) 8:31 — 4th Q
 PT—Brown, 33-yard pass from Marino (Everett PAT) :35 — 4th Q

GAME STATISTICS

| | Pittsburgh | Georgia |
|--------------------------|------------|----------|
| First Downs | 27 | 11 |
| Rushing Yards | 208 | 141 |
| Passing Yards | 261 | 83 |
| Passes (Att.-Comp.-Int.) | 41-26-2 | 15-8-2 |
| Return Yardage | 35 | 57 |
| Fumbles/Lost | 5/3 | 2/2 |
| Punts | 2 (44.5) | 6 (39.5) |
| Yards Penalized | 14-96 | 5-35 |

STATISTICAL LEADERS

| Rushing | Att. | Yds. | TD | |
|------------------|------|-------|------|----|
| Thomas (PITT) | 26 | 129 | 0 | |
| Walker (GA) | 25 | 84 | 2 | |
| Dibartola (PITT) | 13 | 68 | 0 | |
| Passing | Att. | Comp. | Yds. | TD |
| Marino (PITT) | 41 | 26 | 261 | 3 |
| Belue (GA) | 15 | 8 | 83 | 1 |
| Receiving | Rec. | Yds. | TD | |
| Dawkins (PITT) | 6 | 77 | 1 | |
| Dibartola (PITT) | 8 | 64 | 0 | |
| Brown (PITT) | 6 | 62 | 2 | |
| Walker (GA) | 3 | 53 | 0 | |

Penn State Clips Dogs 27-23

In 1983 Sugar Bowl

After staking powerful Penn State to a 20-3 second quarter lead, the Georgia Bulldogs staged a great comeback but came up short, 27-23, to the Nittany Lions before 78,124 in the '83 Sugar Bowl Classic. The final result foiled Georgia's chances for another national championship and a perfect 12-0 season.



Trailing 20-3 with only :39 remaining in the first half, Georgia took over on its 34-yard line. Lastinger completed four of five pass attempts, the final completion coming on a 10-yard scoring play to Herman Archie. Butler's PAT cut the deficit to 20-10 as the teams went into the lockerroom at intermission.

The Dogs took the second half kickoff and drove 69 yards in 11 plays as TB Herschel Walker, who netted 103 yards on the day, ran in from a yard out. Penn State's lead now was only 20-17.

The Nittany Lions took possession late in the third quarter at their 19. Six plays advanced the football to the G47. From there, Blackledge found his receiver Garrity, who made a diving catch in the endzone for a TD. Gancitano's PAT increased the PSU lead to 27-17.

Georgia didn't roll over, however. With 5:38 left to play, the Dogs took the ball at the P43 after a fumbled punt. Six plays later, Lastinger found TE Clarence Kay for a nine-yard TD pass. Only 3:54 remained. The two-point try failed and Georgia trailed 27-23.

Georgia could not prevent the Nittany Lions from getting two first downs and used up its allotted timeouts as Penn State ran out the clock. The game ended with the ball rolling into the Georgia endzone after a 62-yard punt from Ralph Giacomarro.

| | | | | | | |
|-------------------|----------|-----------|----------|----------|----------|-----------|
| Penn State | 7 | 13 | 0 | 7 | — | 27 |
| GEORGIA | 3 | 7 | 7 | 6 | — | 23 |

PS — Warner, 2-yd. run (Gancitano PAT) 12:09 — 1st Q
 GA — Butler, 27-yd. FG 6:05 — 1st Q
 PS — Gancitano, 38-yd. FG 11:47 — 2nd Q
 PS — Warner, 9-yd. (Gancitano PAT) 2:43 — 2nd Q
 PS — Gancitano, 45-yd FG :44 — 2nd Q
 GA — Archie, 10-yd. pass from Lastinger (Butler PAT) :05 P 2nd Q
 GA — Walker, 1-yd. run (Butler PAT) 10:37 — 3rd Q
 PS — Garrity, 47-yd pass from Blackledge (Gancitano PAT) 13:16 — 4th Q
 GA — Kay, 9-yd. pass from Lastinger (run failed) 3:54 — 4th Q

GAME STATISTICS

| | Penn State | Georgia |
|--------------------------|------------|----------|
| First Downs | 19 | 19 |
| Rushing Yards | 139 | 160 |
| Passing Yards | 228 | 166 |
| Passes (Att.-Comp.-Int.) | 23-13-0 | 28-12-2 |
| Return Yardage | 124 | 12 |
| Fumbles/Lost | 2/1 | 3/0 |
| Punts | 7 (42.5) | 8 (41.7) |
| Yards Penalized | 7-39 | 7-42 |

STATISTICAL LEADERS

| Rushing | Att. | Yds. | TD | |
|-----------------|------|-------|------|----|
| Warner (PS) | 18 | 117 | 2 | |
| Walker (GA) | 28 | 103 | 1 | |
| Passing | Att. | Comp. | Yds. | TD |
| Blackledge (PS) | 23 | 13 | 228 | 1 |
| Lastinger (GA) | 27 | 12 | 166 | 2 |
| Receiving | Rec. | Yds. | TD | |
| Garrity (PS) | 4 | 116 | 1 | |
| Kay (GA) | 5 | 61 | 1 | |

Georgia Upsets Texas

10-9 In 1984 Cotton Bowl

Georgia senior QB John Lastinger ran 17 yards for a go-ahead TD with just 3:22 left on the clock to lift the Bulldogs to a 10-9 Cotton Bowl Classic triumph over No. 2 Texas before 67,891 in Dallas on Jan. 2, 1984.



The winning TD had been set up when Bulldog sophomore Gary Moss recovered a Craig Curry fumbled punt at the Longhorn 23-yard line. Lastinger called his own number on the third play from scrimmage and darted outside right where he streaked 17 yards for the TD. With the score knotted at 9-9, junior All-America placekicker Kevin Butler was called upon to convert the point after which would vault the Dogs into the lead. Butler did just that to put Georgia up 10-9.

Texas had one more possession but the Bulldog defense rose up recording two sacks (Kenny

Sims and Ed Moore) to back the Longhorns up from their 28-yard line all the way to their seven. Georgia took control and ran off the final 2:19 on the clock after converting a fourth down play at the Texas 36.

As expected going into the Cotton Bowl, defense was the key for both teams as there were just 13 first downs and three points each achieved in the first half. Texas grabbed an early 3-0 lead with 10:32 to go in the first quarter when freshman Jeff Ward booted a 22-yard FG. The Bulldogs, after Moss returned a punt 29 yards to the Longhorn 43 late in the quarter, used four plays to move to the Texas 26 where Butler came in and kicked a 43-yarder.

Ward added his second three-pointer on the day with 7:10 to play in the third quarter as he connected on a 40-yard field goal. After a Georgia fumble at the G37, the Longhorns moved 26 yards in eight plays to the G11 where Ward came on and extended the Texas advantage to 9-3 with 3:50 to play in the third quarter.

| | | | | | | |
|----------------|----------|----------|----------|----------|----------|-----------|
| Georgia | 3 | 0 | 0 | 7 | — | 10 |
| Texas | 3 | 0 | 6 | 0 | — | 9 |

UT—Ward 22-yard field goal 10:32-1st Q
GA—Butler 43-yard field goal 2:12-1st Q
UT—Ward 40-yard field goal 7:10-3rd Q
UT—Ward 27-yard field goal 3:50-3rd Q
GA—Lastinger 17-yard run (Butler kick) 3:22-4th Q

GAME STATISTICS

| | Texas | Georgia |
|---------------------------------|----------|----------|
| First Downs | 14 | 13 |
| Rushing Yards | 110 | 149 |
| Passing Yards | 168 | 66 |
| Passes (Att.-Comp.-Int.) | 26-8-2 | 20-6-1 |
| Return Yardage | 34 | 70 |
| Fumbles/Lost | 4/2 | 2/1 |
| Punts | 7 (46.7) | 9 (41.2) |
| Yards Penalized | 6-52 | 3-25 |

STATISTICAL LEADERS

| | Att. | Yds. | TD |
|------------------|------|------|----|
| Rushing | | | |
| Robinson (UT) | 28 | 88 | 0 |
| Montgomery (GA) | 11 | 40 | 0 |
| Passing | | | |
| McIvor (UT) | 26 | 8 | 0 |
| Lastinger (GA) | 19 | 6 | 0 |
| Receiving | | | |
| Nicho (UT) | 2 | 59 | 0 |
| Harris (GA) | 2 | 33 | 0 |

FSU Rallies To Tie Bulldogs

In 1984 Citrus Bowl

Georgia senior senior placekicker Kevin Butler's attempt of a 70-yard field goal fell just a foot short as time expired in the '84 Florida Citrus Bowl, enabling favored Florida State to hold off the upstart Bulldogs and earn a 17-17 tie before 51,821 in Orlando on Dec. 22, 1984.



The Bulldogs, who had hoped to use the Citrus Bowl as the start of their 1985 season, stormed out to a 14-0 halftime lead. Florida State battled back to tie the score through the efforts of a talented offense and an aggressive punt rush with under four minutes remaining. After averaging 35.3 points a game, the Seminoles were held to just 10 points through three quarters until noseguard Lenny Chavers blocked a Chip Andrews punt which was picked up by teammate Joe Wessel for a Seminole touchdown. Darrin Holloman's sweep around the

left side gave FSU a two-point conversion and knotted the game at 17 late in the fourth quarter. The Dogs tried to repeat the miracle they had staged earlier in the season against rival Clemson in which they drove up field in the closing seconds enabling All-American Kevin Butler to kick a conference record 60-yard FG and secure a Georgia victory. FSU's defense proved to be a bit stiffer than that of Clemson, and after three incomplete James Jackson passes, Georgia coach Vince Dooley called on Butler once again. Despite a frantic Seminole rush, Butler's kick sailed high and long but fell just short of the crossbar and the game ended deadlocked at 17.

Although disappointed with a tie, Georgia walked off the field encouraged by the play of their underclassmen. Freshman QB James Jackson saw his first stretch of extensive playing time and responded by earning the game's Most Valuable Player trophy. The game's most valuable offensive player was another Georgia freshman, TB Lars Tate, who scored both of Georgia's TD's. Senior CB Kevin Harris was awarded Defensive Player of the Game, giving the red and black a clean sweep of the awards ceremony.

| | | | | | | |
|----------------------|----------|-----------|----------|-----------|----------|-----------|
| Georgia | 0 | 14 | 0 | 3 | — | 17 |
| Florida State | 0 | 0 | 3 | 14 | — | 17 |

GA—Tate 4-yard run (Butler kick) 5:26-2nd Q
GA—Tate 2-yard run (Butler kick) 1:08-2nd Q
FS—Schmidt 32-yard field goal 10:26-3rd Q
FS—Smith 1-yard run (run failed) 14:21-4th Q
GA—Butler 36-yard field goal 12:10-4th Q
FS—Wessel 14-yard return of blocked punt (Holloman run) 3:58-4th Q

GAME STATISTICS

| | Florida State | Georgia |
|---------------------------------|---------------|----------|
| First Downs | 18 | 15 |
| Rushing Yards | 161 | 189 |
| Passing Yards | 85 | 178 |
| Passes (Att.-Comp.-Int.) | 27-10-2 | 18-9-1 |
| Return Yardage | 122 | 22 |
| Fumbles/Lost | 3/1 | 5/1 |
| Punts | 8 (38.6) | 8 (37.1) |
| Yards Penalized | 8-65 | 6-42 |

STATISTICAL LEADERS

| | Att. | Yds. | TD |
|------------------|------|------|-----|
| Rushing | | | |
| Tate (GA) | 11 | 75 | 2 |
| Smith (FS) | 10 | 65 | 1 |
| Passing | | | |
| J. Thomas (GA) | 16 | 7 | 159 |
| Thomas (FS) | 26 | 10 | 85 |
| Receiving | | | |
| Lane (GA) | 2 | 64 | 0 |
| Hester (FS) | 3 | 26 | 0 |

BOWL HISTORY

Dogs, Wildcats Tie 13-13

In 1985 Sun Bowl Game

A Sun Bowl crowd of 52,203 saw the Georgia Bulldogs rally for 10 fourth quarter points to pull even with the Arizona Wildcats, 13-13, then watched as both teams miss potential game-winning field goals in the final two minutes to preserve the tie.

Georgia struck first, marching 72 yards in 13 plays to set up a 37-yard FG by Steve Crumley. Crumley, who had pulled a muscle in his kicking leg before the final game of the regular season, reinjured himself on the kick, however, and was unable to continue.

Arizona responded on the following possession to tie the game, driving to the G1 before an illegal procedure penalty on fourth down forced the Cats to call upon All-American Max Zendejas to tie the score at three from 21 yards. Zendejas added a 52-yarder, and the the Wildcats made it 12-3 when Martin Rudolph picked off QB James Jackson's pass and returned it 35 yards for a TD. Georgia backup kicker Davis Jacobs was true on a 44-yard field to close the gap to 13-6.

With 12:35 to play senior DB Tony Flack recovered RB James Debow's fumble at the A23 to set up what would be the game's last score behind Tate on the ground. With 1:14 left, Jacobs missed a 44-yard field goal.

Georgia held Arizona until the Wildcats gambled on fourth-and-two from their own 36, and David Adams rambled for 25 yards on a draw play with DL Henry Williams executing a game-saving tackle at the G39. The Wildcats drove to the 22, called time out, and Zendejas' 39-yard attempt went wide and Georgia averted a last-second defeat.

| | | | | | | |
|----------------|----------|----------|-----------|-----------|----------|-----------|
| Georgia | 0 | 3 | 0 | 10 | — | 13 |
| Arizona | 0 | 3 | 10 | 0 | — | 13 |

GA—Crumley 37-yard field goal 12:05-2nd Q
 AZ—Zendejas 21-yard field goal 4:57-2nd Q
 AZ—Zendejas 52-yard field goal 10:20-3rd Q
 AZ—Rudolph 35-yard interception return (Zendejas kick) 3:17-3rd Q
 GA—Jacobs 44-yard field goal 13:20-4th Q
 GA—Tate 2-yard run (Jacobs kick) 9:27-4th Q

GAME STATISTICS

| | Arizona | Georgia |
|---------------------------------|----------|----------|
| First Downs | 11 | 18 |
| Rushing Yards | 99 | 211 |
| Passing Yards | 133 | 51 |
| Passes (Att.-Comp.-Int.) | 22-13-0 | 8-5-2 |
| Return Yardage | 35 | 3 |
| Fumbles/Lost | 2/2 | 1/1 |
| Punts | 4 (40.0) | 2 (27.5) |
| Yards Penalized | 7-50 | 4-20 |

STATISTICAL LEADERS

| Rushing | Att. | Yds. | TD |
|----------------|------|------|----|
| Tate (GA) | 22 | 71 | 1 |
| Henderson (GA) | 12 | 59 | 0 |
| Worley (GA) | 12 | 56 | 0 |
| Adams (AZ) | 13 | 51 | 0 |

| Passing | Att. | Comp. | Yds. | TD |
|----------------|------|-------|------|----|
| Jenkins (AZ) | 22 | 13 | 133 | 0 |
| Jackson (GA) | 7 | 4 | 42 | 0 |

| Receiving | Rec. | Yds. | TD |
|------------------|------|------|----|
| Fairholm (AZ) | 4 | 40 | 0 |
| Tate (GA) | 2 | 16 | 0 |

B.C. Edges Dogs 27-24

In 1986 Hall of Fame

Boston College scored a five-yard TD pass with 32 seconds remaining to nip Georgia, 27-24, in the first Hall of Fame Bowl held at Tampa on Dec. 22, 1986, in front of 25,368 in Tampa Stadium.

The last second win spoiled a brilliant comeback from a 13-point halftime deficit by Georgia which actually took the lead, 24-20, with a five-yard TD run by QB James Jackson with 11:51 left in the game.

The Bulldogs, after scoring first to lead 7-0, watched Boston College score 20 straight points before halftime.

Georgia came out in the third quarter to score 10 points and added another seven in the final period to take the lead. B.C. got the ball the final time with 2:38 left and drove to the Georgia 27 when an incomplete fourth-and-two pass appeared to have iced the game for the Dogs. But a pass interference penalty gave the Eagles new life and three plays later, they scored on a five-yard TD toss.

| | | | | | | |
|-----------------------|----------|-----------|-----------|----------|----------|-----------|
| Georgia | 7 | 0 | 10 | 7 | — | 24 |
| Boston College | 3 | 17 | 0 | 7 | — | 27 |

GA—Jackson 7-yard run (Crumley kick) 5:24 1st Q
 BC—Lowe 23-yard field goal 0:40-1st Q
 BC—Casparrriello 4-yard pass from Halloran (Lowe kick) 7:04-2nd Q
 BC—Stradford 1-yard run (Lowe kick) 5:05-2nd Q
 BC—Lowe 37-yard field goal 0:04-2nd Q
 GA—Jacobs 28-yard field goal 8:29-3rd Q
 GA—Moss 81-yard interception return (Crumley kick) 4:25-3rd Q
 GA—Jackson 5-yard run (Crumley kick) 11:51-4th Q
 BC—Martin 5-yard pass from Halloran (Lowe kick) 0:32-4th Q

GAME STATISTICS

| | Boston College | Georgia |
|---------------------------------|----------------|----------|
| First Downs | 26 | 18 |
| Rushing Yards | 111 | 94 |
| Passing Yards | 316 | 178 |
| Passes (Att.-Comp.-Int.) | 52-31-2 | 21-13-0 |
| Return Yardage | 114 | 205 |
| Fumbles/Lost | 3/0 | 4/2 |
| Punts | 8 (33.8) | 7 (44.9) |
| Yards Penalized | 6-45 | 3-30 |

STATISTICAL LEADERS

| Rushing | Att. | Yds. | TD |
|----------------|------|------|----|
| Stradford (BC) | 20 | 122 | 1 |
| Tate (GA) | 17 | 63 | 0 |


| Passing | Att. | Comp. | Yds. | TD |
|----------------|------|-------|------|----|
| Halloran (BC) | 52 | 31 | 316 | 2 |
| Jackson (GA) | 21 | 13 | 178 | 0 |

| Receiving | Rec. | Yds. | TD |
|------------------|------|------|----|
| Martin (BC) | 9 | 98 | 1 |
| Thomas (GA) | 7 | 75 | 0 |

BOWL HISTORY

Kasay's Kick at 0:00 Defeats Arkansas 20-17 In 1987 Liberty Bowl

Freshman placekicker John Kasay booted a 39-yard field goal with no time left on the clock to give Georgia a 20-17 come-from-behind victory over the Arkansas Razorbacks before 53,249 fans at Liberty



Bowl Stadium in Memphis, Tenn. on Dec. 29, 1987. The victory provided Georgia with its first nine-win season since 1983 and the first victory ever over Arkansas after two previous attempts.

Bulldog QB James Jackson was the Georgia most valuable offensive player after rushing for 72 yards and completing 15 of 25 passes for 148 yards. Bulldog LB John Brantley was the Georgia most valuable defensive player.

Kasay's game-winning kick was set up when Georgia cornerback Carver Russaw intercepted an Arkansas pass and ran it back

to the Razorback 43-yard line with 46 seconds to play. Arkansas had missed a 35-yard field goal with 1:42 left which would have given them the lead. The Bulldogs ran three plays to set up Kasay's, kick the big one being a Jackson-to-Sadowski pass for 16 yards to put the Dogs in field goal range.

Georgia had trailed at halftime, 10-7, and Arkansas took the second half kickoff and drove for a touchdown to take a 17-7 lead with 11:35 left in the third period. But the fourth quarter belonged to Georgia.

Kasay kicked a 24-yard FG with 14:57 left to cut the lead to 17-10, and James Jackson scored on a five-yard run to tie the score at 17.

| | | | | | | |
|-----------------|---|---|---|----|---|----|
| Georgia | 0 | 7 | 0 | 13 | — | 20 |
| Arkansas | 3 | 7 | 7 | 0 | — | 17 |

AR—Trainor 43-yard field goal 6:37-1st Q
 GA—Tate 1-yard run (Kasay kick) 14:24-2nd Q
 AR—Thomas 10-yard run (Trainor kick) 0:31-2nd Q
 AR—Thomas 1-yard run (Trainor kick) 11:35-3rd Q
 GA—Kasay 24-yard field goal 14:57-4th Q
 GA—Jackson 5-yard run (Kasay kick) 10:23-4th Q
 GA—Kasay 39-yard field goal 0:00-4th Q

GAME STATISTICS


| | Arkansas | Georgia |
|--------------------------|----------|----------|
| First Downs | 19 | 20 |
| Rushing Yards | 258 | 202 |
| Passing Yards | 86 | 148 |
| Passes (Att.-Comp.-Int.) | 17-7-2 | 25-15-2 |
| Return Yardage | 95 | 68 |
| Fumbles/Lost | 2/1 | 0/0 |
| Punts | 3 (32.7) | 3 (31.0) |
| Yards Penalized | 4-45 | 5-50 |

STATISTICAL LEADERS

| Rushing | Att. | Yds. | TD | |
|--------------|------|-------|------|----|
| Thomas (AR) | 13 | 79 | 2 | |
| Jackson (GA) | 10 | 72 | 1 | |
| Passing | Att. | Comp. | Yds. | TD |
| Jackson (GA) | 25 | 15 | 148 | 0 |
| Thomas (AR) | 17 | 7 | 86 | 0 |
| Receiving | Rec. | Yds. | TD | |
| Thomas (GA) | 7 | 76 | 0 | |
| Winston (AR) | 2 | 36 | 0 | |

Dogs Use New Tricks To Win 1989 Gator Bowl

Discarding the "run, run and run some more" philosophy that had long since become their trademark, Vince Dooley's Bulldogs took to the air in the 44th Mazda Gator Bowl en route to a 34-27 victory over the Michigan State in front of 76,236 fans in Jacksonville, Fla., on Jan. 1, 1989.



Georgia not only secured its second straight nine-win season but handed Dooley the 201st, and final, win of his illustrious 25-year coaching career. QB Wayne Johnson, who was named Georgia's MVP for the game, had a career-high 227 yards and three touchdowns. Two of Johnson's three TD strikes went to tailback Rodney Hampton, who also carried the ball 10 times for 109 yards and a TD.

Georgia took a 7-0 lead on a six-yard Johnson-to-Hampton touchdown pass. By halftime, the Dogs led 17-7. The Bulldogs scored again in the third when Johnson capped a 64-yard drive with an 18-yard pass to tight end Kirk Warner.

MSU closed the gap to 27-20 with 14:24 to play, but the Dogs countered on their next possession when Hampton raced 32 yards for his third touchdown. The Spartans scored once more, but Georgia, which finished the season ranked 15th, hung on for a 34-27 win.

| | | | | | | |
|-----------------------|---|----|----|----|---|----|
| Georgia | 7 | 10 | 10 | 7 | — | 34 |
| Michigan State | 0 | 7 | 6 | 14 | — | 27 |

GA—Hampton 6-yard pass from Johnson (Kasay kick) 0:01-1st Q
 GA—Crumley 39-yard field goal 11:00-2nd Q
 GA—Hampton 30-yard pass from Johnson (Kasay kick) 7:06-2nd Q
 MS—Rison 4-yard pass from McAllister (Langeloh kick) 2:55-2nd Q
 GA—Warner 18-yard pass from Johnson (Kasay kick) 7:48-3rd Q
 MS—Rison 55-yard pass from McAllister (kick failed) 3:55-3rd Q
 GA—Crumley 36-yard field goal 2:16-3rd Q
 MS—Ezor 3-yard run (Langeloh kick) 14:24-4th Q
 GA—Hampton 32-yard run (Kasay kick) 11:58-4th Q
 MS—Rison 50-yard pass from McAllister (Langeloh kick) 3:49-4th Q

GAME STATISTICS

| | Michigan State | Georgia |
|--------------------------|----------------|----------|
| First Downs | 22 | 22 |
| Rushing Yards | 158 | 182 |
| Passing Yards | 288 | 227 |
| Passes (Att.-Comp.-Int.) | 24-14-0 | 27-15-0 |
| Return Yardage | 101 | 101 |
| Fumbles/Lost | 1/0 | 0/0 |
| Punts | 6 (42.8) | 4 (34.0) |
| Yards Penalized | 8-102 | 5-25 |

STATISTICAL LEADERS

| Rushing | Att. | Yds. | TD | |
|-----------------|------|-------|------|----|
| Hampton (GA) | 10 | 109 | 1 | |
| Ezor (MS) | 33 | 146 | 1 | |
| Passing | Att. | Comp. | Yds. | TD |
| McAllister (MS) | 24 | 14 | 288 | 3 |
| Johnson (GA) | 27 | 15 | 227 | 3 |
| Receiving | Rec. | Yds. | TD | |
| Rison (MS) | 9 | 252 | 3 | |
| Hampton (GA) | 4 | 71 | 2 | |

BOWL HISTORY

Syracuse Nips Georgia 19-18 To Win '89 Peach


With :25 left in the game, Syracuse PK John Biskup booted a 26-yard field goal to lift the Orangemen over the Bulldogs, 19-18, in Atlanta at the 22nd Peach Bowl on Dec. 30, 1989.

Despite putting together an impressive opening drive and coming up with several big plays, the Dogs couldn't sustain a balanced offensive attack throughout the game. Georgia's leading rusher Rodney Hampton was held to 32 yards on the ground, while Syracuse TB Michael Owens ran for 112 yards on 14 carries. The Georgia passing attack was limited to 88 yards, the first time all season the Dogs were held under 100 yards in the air.

Georgia opened the game with a 66-yard drive, capped off by a 5-yard TD pass from QB Greg Talley to tight end Kirk Warner. Syracuse answered with an 80-yard drive of its own, with Owens scoring from one yard out.

In the second quarter, Syracuse suffered from three miscues, but managed to stay close. The first came when Georgia linebacker Mo Lewis set a new Peach Bowl record with a 77-yard interception return to the Syracuse five. The Bulldogs were unable to get into the end zone, however, and had to settle for a John Kasay field goal. In the second half, the Orangemen gave up a safety, and Georgia added a TD for an 18-10 edge going to the fourth.

Syracuse rallied, first with a 94-yards drive to close to 18-16. Then, Biskup's field goal lifted the Orange over Georgia in the closest Peach Bowl since 1973.



Georgia Beats Arkansas 24-15 In '91 Independence

Georgia completed the 1991 phase of "Operation Turnaround" by beating the Arkansas Razorbacks 24-15 in front of 46,932 fans and an ABC-TV national television audience in the 1991 Independence Bowl.


The Bulldogs jumped out to a 14-0 lead behind two scoring strikes thrown from Eric Zeier to Arthur Marshall and Andre Hastings stretching their lead to 17-0 on a 39-yard FG by freshman Kanon Parkman.

The Razorbacks battled back and got on the scoreboard with a 7-yard run by the Hogs' leading rusher, E.D. Jackson. The run capped off an eight-play 37-yard drive by the Razorbacks.

The second half continued to be a showcase for the play of Hastings and Zeier and the ball-hawking Georgia defense led by junior linebacker Torrey Evans.

Georgia's defense forced Arkansas quarterback Jason Allen into throwing five interceptions. Evans came off the bench for the injured John Allen and played brilliantly, recording four tackles, an interception and fumble recovery to earn defensive MVP honors.

The game's offensive MVP, Hastings caught four passes for 94 yards and outran all pursuers on a third quarter 53-yard reverse that put the Bulldogs out front 24-7. The Hogs added eight points in the fourth quarter, but it was too late, the Bulldogs had won the Independence Bowl.



| | | | | | | |
|---|---|---|---|---|---|----|
| Georgia | 7 | 3 | 8 | 0 | — | 18 |
| Syracuse | 7 | 0 | 3 | 9 | — | 19 |
| GA—Warner 5-yard pass from Talley (Kasay kick) 10:34-1st Q | | | | | | |
| SU—Owens 1-yard run (Biskup kick) 6:07-1st Q | | | | | | |
| GA—Kasay 20-yard field goal 12:53-2nd Q | | | | | | |
| GA—Safety on ball centered through endzone 9:52-3rd Q | | | | | | |
| GA—Hampton 4-yard pass from Talley (pass failed) 7:39-3rd Q | | | | | | |
| SU—Biskup 32-yard field goal 1:44-3rd Q | | | | | | |
| SU—Moore 19-yard pass from McDonald (pass failed) 10:08-4th Q | | | | | | |
| SU—Biskup 26-yard field goal :25-4th Q | | | | | | |

| | | | | | | |
|--|----|---|---|---|---|----|
| Georgia | 14 | 3 | 7 | 0 | — | 24 |
| Arkansas | 0 | 7 | 0 | 8 | — | 15 |
| GA—Marshall 7-yard pass from Zeier (Peterson kick) 5:40-1st Q | | | | | | |
| GA—Hastings 27-yard pass from Zeier (Peterson kick) 3:01-1st Q | | | | | | |
| GA—Parkman 39-yard field goal 8:31-2nd Q | | | | | | |
| AR—Jackson 7-yard run (Wright kick) 0:35-2nd Q | | | | | | |
| GA—Hastings 53-yard run (Peterson kick) 12:07-3rd Q | | | | | | |
| AR—Jackson 1-yard run (Jackson run) 1:19-4th Q | | | | | | |

| GAME STATISTICS | | |
|---------------------------------|----------|----------|
| | Syracuse | Georgia |
| First Downs | 27 | 12 |
| Rushing Yards | 245 | 113 |
| Passing Yards | 224 | 88 |
| Passes (Att.-Comp.-Int.) | 34-22-3 | 19-10-1 |
| Return Yardage | 31 | 140 |
| Fumbles/Lost | 3/1 | 1/0 |
| Punts | 3 (41.0) | 7 (41.0) |
| Yards Penalized | 2-10 | 3-30 |

| STATISTICAL LEADERS | | | |
|---------------------|------|------|----|
| <u>Rushing</u> | Att. | Yds. | TD |
| Owens (SU) | 14 | 112 | 1 |
| Hampton (GA) | 14 | 32 | 0 |

| STATISTICAL LEADERS | | | | |
|---------------------|------|-------|------|----|
| <u>Passing</u> | Att. | Comp. | Yds. | TD |
| McDonald (SU) | 13 | 10 | 135 | 1 |
| Talley (GA) | 14 | 8 | 93 | 2 |

| STATISTICAL LEADERS | | | |
|---------------------|------|------|----|
| <u>Receiving</u> | Rec. | Yds. | TD |
| Hampton (GA) | 7 | 62 | 1 |
| Owens (SU) | 5 | 62 | 0 |

GAME STATISTICS

| | Arkansas | Georgia |
|---------------------------------|----------|----------|
| First Downs | 22 | 15 |
| Rushing Yards | 188 | 125 |
| Passing Yards | 122 | 237 |
| Passes (Att.-Comp.-Int.) | 31-12-5 | 31-20-0 |
| Return Yardage | 11 | 39 |
| Fumbles/Lost | 1/1 | 1/0 |
| Punts | 4 (45.3) | 6 (32.3) |
| Yards Penalized | 7-43 | 10-75 |

STATISTICAL LEADERS

| <u>Rushing</u> | Att. | Yds. | TD |
|----------------|------|------|----|
| Jackson (AR) | 28 | 112 | 2 |
| Hastings (GA) | 1 | 53 | 1 |

| <u>Passing</u> | Att. | Comp. | Yds. | TD |
|----------------|------|-------|------|----|
| Zeier (GA) | 28 | 18 | 228 | 2 |
| Hill (AR) | 31 | 12 | 122 | 0 |

| <u>Receiving</u> | Rec. | Yds. | TD |
|------------------|------|------|----|
| Hastings (GA) | 4 | 94 | 1 |
| Keith (AR) | 3 | 38 | 0 |

BOWL HISTORY

Dogs Beat Ohio State in 1993 Florida Citrus Bowl

Georgia secured its best finish in a decade, including a top-10 final ranking and the first 10-win season since 1983, with a 21-14 victory over Ohio State. A New Year's Day crowd of 65,861 attended the 47th annual Florida Citrus Bowl. Oensively, Georgia found ball control to its liking in the first quarter as it opened the game with its longest touchdown drive of the season. The Bulldogs drove 80 yards in 14 plays, grinding up 6:18 on the game clock, to take a 7-0 lead. The Bulldogs then opened it up in the second quarter, calling for passes on five of their first eight plays. An Eric Zeier fumble just inside OSU territory proved costly as the Buckeyes drove 54 yards to paydirt in 11 plays for a 7-7 halftime tie.



Following the break, Andre Hastings ignited the Dogs' offense on the opening kickoff of the second half with a spectacular 49-yard return. Then from the OSU 45, Garrison Hearst gained all 45 yards on four carries en route to a 14-7 Bulldog advantage. But following a short punt by Georgia which the Buckeyes returned to the UGA 33, Ohio State seized the opportunity and tied the game again, 14-14, on a five-yard run by Robert Smith.

Slowly, the Buckeyes had taken control of the game's momentum and after a 45-yard completion to Smith to the UGA 15, it appeared Ohio State would take its first lead of the game. But quarterback Kirk Herbstreit fumbled, and the Bulldogs drove 80 yards in 11 plays to take the victory. A final Buckeye drive ended with a desperation pass intercepted in the endzone, and Georgia had earned its best season in a decade.

| | | | | | | |
|-------------------|---|---|---|---|---|----|
| Georgia | 7 | 0 | 7 | 7 | — | 21 |
| Ohio State | 0 | 7 | 7 | 0 | — | 14 |

GA — Hearst, 1-yard run (Peterson kick) 6:48—1st Q
 OS — R. Smith, 1-yard run (Williams kick) 1:17—2nd Q
 GA — Hearst, 5-yard run (Peterson kick) 13:27—3rd Q
 OS — R. Smith, 5-yard run (Williams kick) 3:31—3rd Q
 GA — Harvey, 1-yard run (Peterson kick) 4:32—4th Q

GAME STATISTICS

| | Ohio State | Georgia |
|--------------------------|------------|----------|
| First Downs | 18 | 26 |
| Rushing Yardage | 202 | 234 |
| Passing Yardage | 110 | 242 |
| Passes (Comp.-Att.-Int.) | 8-24-1 | 21-31-0 |
| Return Yardage | 29 | 6 |
| Fumbles/Lost | 1/1 | 2/2 |
| Punts (Avg.) | 8 (37.1) | 6 (39.0) |
| Yards Penalized | 5-35 | 3-30 |

STATISTICAL LEADERS

| Rushing | Att. | Yds. | TD | |
|-----------------|------|-------|------|----|
| Hearst (GA) | 28 | 163 | 2 | |
| R. Smith (OS) | 25 | 113 | 2 | |
| Passing | Att. | Comp. | Yds. | TD |
| Zeier (GA) | 31 | 21 | 242 | 0 |
| Herbstreit (OS) | 24 | 8 | 110 | 0 |
| Receiving | Rec. | Yds. | TD | |
| Hastings (GA) | 8 | 113 | 0 | |
| R. Smith (OS) | 2 | 49 | 0 | |

Virginia Rallies For 34-27 Win In 1995 Peach Bowl

At the Peach Bowl, two of the nation's most fatestruck teams took to Atlanta's Georgia Dome in search of season-ending consolation. Although the Bulldogs entered the contest as underdogs, Georgia again battled back from adversity, this time a 14-0 deficit with 4:09 left in the first quarter, only to lose in the closing minute. Virginia's Demetrius Allen proved the difference, returning a Kanon Parkman kickoff for an 83-yard TD with :57 remaining.

Sophomore QB Hines Ward engineered the Georgia comeback, lighting up the Cavalier secondary for 413 yards on 31 of 59 passing. Figure in another 56 yards rushing, and Ward had set new Georgia bowl records for pass attempts, completions, yards passing and total offense. However, a pair of first-quarter interceptions and a Dax Langley blocked punt led to an easy 14 points for Virginia and considerable red and black frustration.

Once again, Georgia's defense kept the team's hope alive. Besides limiting Virginia to 256 yards total offense, the UGA "D" even gave the 70,824 audience a temporary charge when defensive tackle Jason Ferguson returned UVA's Walt Derey fumble 10 yards for a TD—Georgia's first tie of the game (27-27) with only 1:09 left.

| | | | | | | |
|-----------------|----|----|---|----|---|----|
| Georgia | 3 | 11 | 3 | 10 | — | 27 |
| Virginia | 14 | 10 | 3 | 7 | — | 34 |

VA—Barber, 1-yard run (Garcia kick) 10:27 1st Q
 VA—Brooks, 5-yard run (Garcia kick) 4:09 1st Q
 GA—Parkman, 36-yard FG 1:00 1st Q
 GA—Parkman, 37-yard FG 14:52 2nd Q
 VA—Garcia, 36-yard FG 9:42 2nd Q
 VA—Allen, 82-yard pass from Groh (Garcia kick) 2:34 2nd Q
 GA—Ward, 1-yard run (Ward to Hunter) :19 2nd Q
 GA—Parkman, 20-yard FG 8:01 3rd Q
 VA—Garcia, 36-yard FG 1:58 3rd Q
 GA—Parkman, 42-yard FG 14:43 4th Q
 GA—Ferguson, 10-yard fumble return (Parkman kick) 1:09 4th Q
 VA—Allen, 83-yard kickoff return (Garcia kick) 0:57 4th Q

GAME STATISTICS

| | Georgia | Virginia |
|--------------------------|----------|----------|
| First Downs | 20 | 10 |
| Rushing Yardage | 139 | 100 |
| Passing Yardage | 413 | 156 |
| Passes (Comp.-Att.-Int.) | 31-59-2 | 10-20-1 |
| Return Yardage | 144 | 303 |
| Fumbles: Number-Lost | 1-1 | 4-2 |
| Punts (Avg.) | 5 (33.0) | 8 (42.4) |
| Penalties: Number-Yards | 6-40 | 3-30 |

STATISTICAL LEADERS

| Rushing | Att. | Yds. | TD | |
|-------------|------|-------|------|----|
| Ward (GA) | 9 | 56 | 1 | |
| Barber (UV) | 20 | 103 | 1 | |
| Passing | Att. | Comp. | Yds. | TD |
| Ward (GA) | 59 | 31 | 413 | 0 |
| Groh (UV) | 20 | 10 | 156 | 1 |
| Receiving | Rec. | Yds. | TD | |
| Bowie (GA) | 10 | 156 | 0 | |
| Allen (UV) | 5 | 111 | 1 | |

BOWL HISTORY

Bobo, Edwards Lead Dogs To Impressive 33-6 Victory In 1998 Outback Bowl

Quarterback Mike Bobo completed 26-of-28 passes for 235 yards and one touchdown and running back Robert Edwards ran for three more touchdowns as Georgia defeated Wisconsin 33-6 before an Outback Bowl crowd of 56,186 and an ESPN national television audience.



Bobo, who earned MVP honors, set an Outback Bowl record for best completion percentage (92.8). He also set Outback and Georgia records for consecutive completions with 19. Edwards set a Georgia bowl mark and tied an Outback record with three rushing touchdowns. Senior Hines Ward set an Outback Bowl record for receptions and yardage with 12 catches for 122 yards.

Georgia sported a new look for the Outback Bowl, donning black pants instead of the traditional "silver britches" to go along with the Bulldogs' white jerseys and red helmets. "The players came to me a while back and requested we do something special for the bowl game,"



Georgia head coach Jim Donnan said. "The idea the players liked best was wearing black pants. After discussing it with (athletic director) Coach Dooley we decided to go along with the players' suggestion for this game."

Mike Bobo, MVP of the 1998 Outback Bowl, set two Outback Bowl records; best completion percentage (92.8) and for consecutive completions with 19.

Worth Noting...

- Georgia improved to 16-14-3 in bowl games and 5-2 versus Big Ten schools. It was the first meeting between Georgia and Wisconsin.
- The Bulldogs finished the season with a 10-2 overall record which equals the mark set by the 1992 team. It was Georgia's best finish since 1992 when the Bulldogs won the Citrus Bowl, 21-14, over Ohio State.
- Georgia set Outback Bowl team records for most first downs by penalty (3), best passing percentage (89.6), most touchdowns rushing (4) and fewest yards allowed (234).
- In addition to tying the Outback Bowl record with most rushing touchdowns with 3, running back Robert Edwards also tied the record for most points scored with 18.

| | | | | | | |
|-----------|----|---|---|---|---|----|
| Georgia | 12 | 7 | 7 | 7 | — | 33 |
| Wisconsin | 0 | 0 | 0 | 6 | — | 6 |

GA-Edwards, 2-yard run (Hines kick blocked) 8:19, 1st Q

GA-Edwards, 40-yard run (Bobo pass INT) 4:21, 1st Q

GA-Gary, 3-yard run (Hines kick) :29, 2nd Q

GA-Edwards, 13-yard run (Hines kick) 9:15, 3rd Q

GA-Allen, 7-yard pass from Bobo, (Hines kick) 8:45, 4th

WIS-Retzlaff, 12-yard pass from Kavanage (kick failed) 4:04, 4th Q

Jim Donnan Said...

"It's tremendous to win this game. Our defense really did a terrific job and then, of course, Mike (Bobo) was on fire. This means a lot to me and our team to come down here and play like this. Robert (Edwards) is, as we said going into the game, one of the premier players in the country. He showed what his ability was. We really dominated both sides of the ball, there's no question about that."

GAME STATISTICS

| | Georgia | Wisconsin |
|-------------------------------|-------------|-------------|
| First Downs | 25 | 18 |
| Rushing: Att.-Yards | 41-207 | 29-74 |
| Passing: Comp.-Att.-Yds.-Int. | 26-29-267-0 | 14-36-160-2 |
| Total Plays-Total Net Yards | 70-474 | 65-234 |
| Fumbles: Number-Lost | 2-1 | 0-0 |
| Penalties: Number-Yards | 5-59 | 7-71 |
| Punts: No.-Yards (Avg.) | 3-107 | 5-218 |
| Punt Returns: No.-Yards | 1-0 | 2-0 |
| Kickoff Returns: No.-Yards | 1-16 | 5-104 |
| Time of Possession | 34:05 | 25:55 |
| Third-Down Conversions | 7 of 13 | 7 of 15 |
| Fourth Down Conversions | 2 of 3 | 0 of 1 |
| Sacks By: Number-Yards | 4-25 | 1-4 |


STATISTICAL LEADERS

| | Att. | Yds. | TD | Long |
|------------------|------|------|------|------|
| Rushing | | | | |
| Edwards (GA) | 22 | 110 | 3 | 40 |
| Gary (GA) | 4 | 61 | 1 | 44 |
| McCullough (WIS) | 4 | 37 | 0 | 16 |
| Passing | | | | |
| Bobo (GA) | 28 | 26 | 267 | 1 |
| Samuel (WIS) | 27 | 8 | 84 | 0 |
| Receiving | | | | |
| Ward (GA) | 12 | 154 | 0 | 49 |
| Allen (GA) | 3 | 22 | 1 | 9 |
| Hayes (WIS) | 5 | 44 | 0 | 11 |
| Punting | | | | |
| Langley (GA) | 2 | 65 | 32.5 | 35 |
| Stemke (WIS) | 5 | 218 | 43.6 | 51 |
| Tackles | | | | |
| Bright (GA) | 8 | 4 | 12 | |
| Thompson (WIS) | 10 | 3 | 13 | |

BOWL HISTORY

Georgia Rallies Past No. 12 Virginia 35-33 In 1998 Peach Bowl

No. 19 Georgia rallied from an early second quarter deficit of 21-0 to win its second consecutive bowl game, a thrilling 35-33 win over the 12th-ranked Cavaliers. A Peach Bowl record crowd of 72,876 in Atlanta on Dec.



31, 1998 was in attendance for the memorable comeback. Virginia capitalized on three second quarter interceptions by Georgia freshman Quincy Carter, turning each of them into a touchdown to build a 21-0 lead. Georgia got on the scoreboard when Carter connected with senior Tony Small on an 11-yard score with 1:15 left in the second quarter. The Bulldogs didn't let up after halftime, scoring on their first two possessions thanks to a 14-yard TD from Carter to junior Champ Bailey and a 15-yard run by senior Olandis Gary to tie the game with 5:50 left in the third.

Virginia answered with a big play as Aaron Brooks connected with Terrence Wilkins for a 67-yard TD pass but the PAT failed.

Georgia got its first lead of the night when Gary capped a 67 yard drive with a 2-yard run on the Dogs' first possession of the fourth quarter. The Bulldogs then built an 8-point lead when Carter called his own number on a quarterback sneak from the one-yard-line with 7:01 remaining.

Virginia kept the pressure on Georgia late in the game and when Brooks scrambled for a 30-yard TD with 1:34 left, the Cavs were within two points. The conversion attempt, however was broken up by junior Jeff Harris as Georgia held onto the lead.

The game was far from over as Virginia recovered the on-side kick. The Cavs moved to the Georgia 27 yard line before the Bulldog defense forced consecutive lost yardage plays. After an incomplete pass, Braverman was called upon for a 48-yard FG attempt, but his kick sailed wide right with 0:19 remaining.

Worth Noting...

- The Bulldogs' comeback was the largest in Georgia bowl history as they rallied back from 21 points. The previous high was a 10-point deficit in the 1987 Liberty Bowl when Georgia came back from 17-7 to win 20-17 over Arkansas.
- Olandis Gary, senior RB, was Georgia's offensive bowl MVP. He rushed for 110 yards on 19 carries and two TDs. Champ Bailey, who was the Bulldogs's defensive MVP saw action on 113 plays (42 offense, 60 defense and 11 special teams).
- Georgia's win over No. 12 Virginia was the highest ranked team Georgia has beaten in a bowl game since upsetting No. 2 Texas in the 1984 Cotton Bowl. That year, No. 7 Georgia beat Texas 10-9.
- Senior TE Larry Brown started 45 of a possible 47 games in his career including a team-high 31 straight.

| | | | | | | |
|----------|---|----|----|----|---|----|
| Georgia | 0 | 7 | 14 | 14 | — | 35 |
| Virginia | 0 | 21 | 6 | 6 | — | 33 |

VA-Southern, 2-yard run (Braverman kick) 10:30, 2nd Q
 VA-Wilkins, 43-yard pass from Brooks (Braverman kick) 7:57, 2nd Q
 VA-Jones, 24-yard pass from Brooks (Braverman kick) 5:36, 2nd Q
 UG-Small, 11-yard pass from Carter (Hines kick) 1:15, 2nd Q
 UG-Bailey, 14-yard pass from Carter (Hines kick) 11:18, 3rd Q
 UG-Gary, 15-yard run (Hines kick) 5:50, 3rd Q
 VA-Wilkins, 67-yard pass from Brooks (kick failed) 3:29, 3rd Q
 UG-Gary, 2-yard run (Hines kick) 12:52, 4th Q
 UG-Carter, 1-yard run (Hines kick) 7:01, 4th Q
 VA-Brooks, 30-yard run (pass failed) 1:34, 4th Q

Jim Donnan Said...

"I thought that was a tremendous win for Georgia and a tough loss for Virginia, especially after the way they dominated us in the second quarter. I'm glad we got a win in the fourth quarter. We had three games that came down to the last play this year and they were all tough, hard-fought games. It's real tough on the team that loses. I thought we showed a lot by coming back and doing what we had to do. Without question, Champ Bailey is one of the best players ever in college football. What a tremendous representative of Georgia he has been."

GAME STATISTICS

| | Georgia | Virginia |
|-------------------------------|-------------|-------------|
| First Downs | 19 | 21 |
| Rushing: Att.-Yards | 38-159 | 44-198 |
| Passing: Comp.-Att.-Yds.-Int. | 18-33-222-3 | 13-35-236-1 |
| Total Plays-Total Net Yards | 71-381 | 79-434 |
| Fumbles: Number-Lost | 0-0 | 3-1 |
| Penalties: Number-Yards | 8-74 | 9-71 |
| Punts:No.-Yards (Avg.) | 8-284 | 8-316 |
| Punt Returns: No.-Yards | 6-62 | 4-17 |
| Kickoff Returns: No.-Yards | 5-104 | 4-39 |
| Time of Possession | 28:01 | 31:59 |
| Third-Down Conversions | 6-14 | 6-18 |
| Fourth Down Conversions | 0-0 | 0-1 |
| Sacks By: Number-Yards | 4-12 | 1-5 |

STATISTICAL LEADERS

| | Att. | Yds. | TD | Long |
|------------------|------|-------|------|------|
| Rushing | | | | |
| Gary (GA) | 19 | 110 | 2 | 18 |
| Jones (UVA) | 23 | 96 | 0 | 29 |
| Passing | Att. | Comp. | Yds. | TD |
| Carter (GA) | 33 | 18 | 222 | 2 |
| Brooks (UVA) | 32 | 12 | 226 | 3 |
| Receiving | Rec. | Yds. | TD | Long |
| Wilkins (UVA) | 6 | 161 | 2 | 67 |
| Small (GA) | 5 | 28 | 1 | 11 |
| Punting | No. | Yards | Avg. | Long |
| Scott (UVA) | 7 | 316 | 45.1 | 56 |
| Kopp (GA) | 8 | 284 | 35.5 | 42 |
| Tackles | UT | AT | Tot. | |
| Hollingshed (GA) | 5 | 3 | 8 | |
| Rainer (UVA) | 8 | 3 | 11 | |

BOWL HISTORY

Georgia Posts Record Comeback In 2000 Outback Bowl Win Over Purdue



The Georgia Bulldogs kicked off the new millennium with a truly historical performance, as they staged the largest comeback in bowl history rallying from a 25-0 deficit with 28 unanswered points to defeat Purdue 28-25 in overtime at Raymond James Stadium in front of 54,059 in a game broadcast by ESPN.

Purdue jumped out to an early lead in the first quarter behind three Drew Brees touchdown passes, two to Chris Daniels and one to Vinny Sutherland. In the second quarter Brees threw his fourth touchdown pass to Chris James. Purdue missed three of the four extra point opportunities to lead 25-0 with 10:38 left in the first half.

Georgia got its first points of the game on a Terrence Edwards 74-yard touchdown run off an option reverse to cut the lead to 25-7. With time winding down in the first half and Purdue driving deep in Bulldog territory, Jamie Henderson made a momentum turning defensive play as he picked off Brees at the Georgia 13-yard line and returned it back to the Purdue 40. Georgia capitalized with a Hap Hines field goal to make the score 25-10 going into halftime. Quincy Carter, who had 243 yards on 20 of 33 passing with two touchdowns (one rushing, one passing), helped continue the Georgia surge as he scored on an eight-yard run with 4:22 left in the third quarter. Patrick Pass made the two-point conversion to move the score to 25-18.

Powered by a strong second half defensive effort and aided by two missed field goals from Purdue kicker Travis Dorsch, Georgia had rallied back. On fourth down and 12 from the Boilermaker 28, Edwards came up with a 21-yard reception. On third and goal, Randy McMichael caught a Carter pass over two defenders for an eight-yard touchdown reception to help send it to overtime.

In overtime, Georgia managed to stop Purdue on its first drive as Dorsch missed a 43-yard field goal. Powered by two rushes for 19 yards by Pass on the drive, Hines nailed the 21-yarder to cap the Bulldogs' come from behind victory.

Worth Noting...

- Georgia's 25-point comeback was the largest in school history as well as bowl history breaking the previous mark of 21. Georgia trailed 21-0 Virginia in last season's Peach Bowl before rallying for a 35-33 victory.
- The Outback Bowl had billed itself as the first major sporting event of the millennium and it was by a matter of minutes. The Outback Bowl kicked off at 11:07, which was four minutes and 50 seconds earlier than the Cotton Bowl.
- For the first time in school history Georgia won three straight bowl games in consecutive years. Georgia won three bowl games in a row in stretch that spanned from 1964-67.

| | | | | | |
|---------|----|----|---|---|----------|
| Purdue | 19 | 6 | 0 | 0 | (0) — 25 |
| Georgia | 0 | 10 | 8 | 7 | (3) — 28 |

PU-Daniels, 3-yard pass from Brees (Dorsch kick), 10:26, 1st Q
 PU-Daniels, 11-yard pass from Brees (Dorsch kick failed), 7:10, 1st Q
 PU-Sutherland, 21-yard pass from Brees (Brees pass failed), 1:03, 1st Q
 PU-James, 32-yard pass from Brees, (Brees pass failed), 10:38, 2nd Q
 GA-Edwards, 74-yard run (Hines kick), 9:39, 2nd Q
 GA-Hines 32-yard field goal, :09, 2nd Q
 GA-Carter, 8-yard run, (Pass run), 4:33, 3rd Q
 GA-McMichael 8-yard pass from Carter (Hines kick), 1:19, 4th Q
 GA-Hines 21-yard field goal, 0:00, overtime

Jim Donnan Said...

"That's two years in a row where we have been down like the Titanic. At halftime, we talked about how we had not played like we needed to. I am not a yeller or a screamer, but I told the team that we needed to show in the second half that we had some semblance of what we were doing. We played with a lot of intensity in the second half and I was glad to see us play with poise in overtime."

GAME STATISTICS

| | Georgia | Purdue |
|-------------------------------|-------------|-------------|
| First Downs | 21 | 30 |
| Rushing: Att.-Yards | 34-154 | 29-150 |
| Passing: Comp.-Att.-Yds.-Int. | 20-33-243-0 | 36-60-378-1 |
| Total Plays-Total Net Yards | 67-397 | 89-528 |
| Fumbles: Number-Lost | 2-2 | 2-1 |
| Penalties: Number-Yards | 10-55 | 14-153 |
| Punts:No.-Yards (Avg.) | 3-144 | 3-136 |
| Punt Returns: No.-Yards | 2-24 | 1-1 |
| Kickoff Returns: No.-Yards | 3-63 | 2-31 |
| Time of Possession | 25:11 | 34:49 |
| Third-Down Conversions | 5-13 | 9-18 |
| Fourth Down Conversions | 1-3 | 1-1 |
| Sacks By: Number-Yards | 3-24 | 2-9 |

STATISTICAL LEADERS

| | Att. | Yds. | TD | Long |
|------------------|------|-------|------|------|
| Rushing | | | | |
| Edwards (GA) | 2 | 70 | 1 | 74 |
| Lowe (PU) | 15 | 87 | 0 | 18 |
| Passing | Att. | Comp. | Yds. | TD |
| Carter (GA) | 33 | 20 | 243 | 1 |
| Brees (PU) | 60 | 36 | 378 | 4 |
| Receiving | Rec. | Yds. | TD | Long |
| Edwards (GA) | 8 | 97 | 0 | 21 |
| Daniels (PU) | 12 | 103 | 2 | 25 |
| Punting | No. | Yards | Avg. | Long |
| Kilgo (GA) | 3 | 144 | 48.0 | 53 |
| Buergler (PU) | 3 | 136 | 45.3 | 54 |
| Tackles | UT | AT | Tot. | |
| Bell (GA) | 6 | 4 | 10 | |
| Fells (PU) | 5 | 6 | 11 | |

BOWL HISTORY

Georgia Cruises Past Virginia In 2000 O'ahu Bowl

The 24th-ranked Georgia Bulldogs (8-4) defeated the Virginia Cavaliers 34-17 in the 2000 Jeep O'ahu Bowl in front of an Aloha Stadium crowd of 24,187 and an ESPN national television audience on Christmas Eve. The Bulldogs were led by sophomore receiver Terrence Edwards (*below*), who was named the game's Most Valuable Player.

Georgia jumped out to a 17-0 lead in the first quarter. The Bulldogs got on the board with a 35-yard field goal by freshman kicker Billy Bennett. On the Bulldogs' next series, one play after a successful fake punt, Edwards scampered 40 yards into the end zone on a reverse to give Georgia a 10-0 lead. On Virginia's



next possession, junior running back Tyree Foreman was hit by freshman cornerback Dantra Clements, who caused a fumble that was recovered by freshman safety Kentrell Curry in the end zone for the 17-0 lead.

Virginia got on the board on its next possession, going 97 yards on five plays, capped by a 14-yard touchdown run by senior receiver Demetrius Dotson to bring the score to 17-7. Georgia answered on its next possession with a four-play, 80-yard scoring drive keyed by a 57-yard run by Edwards and capped by a three-yard touchdown run by senior running back Verron Haynes, increasing the Bulldogs' lead to 24-7.

The Cavaliers pulled within 24-14 in the third quarter as senior linebacker Byron Thweatt returned a Georgia fumble 58 yards, but that was as close as Virginia would get. Georgia added two more touchdowns for the final margin, a 21-yard pass from sophomore quarterback Cory Phillips to freshman receiver Damien Gary and a four-yard fumble return by sophomore safety Cap Burnett after senior linebacker Kendrell Bell knocked the ball loose.

Edwards led the Bulldogs in both receiving and rushing with eight catches for 79 yards and five rushes for 97 yards and one touchdown.

Worth Noting...

- With the win, Georgia compiled four consecutive seasons with eight wins or more for the second time in school history and won four straight bowl games for the first time in school history.
- The 37 points scored by the Bulldogs was the second-most points scored in a bowl by Georgia. The Bulldogs scored 40 points in the 1942 Orange Bowl.
- Jim Donnan, coaching in his final game at Georgia, finished with a 40-19 record in five seasons with the Bulldogs.

| | | | | | | |
|----------|----|---|---|----|---|----|
| Georgia | 17 | 7 | 0 | 13 | — | 37 |
| Virginia | 0 | 7 | 7 | 0 | — | 14 |

GA-Bennett 35-yard field goal, 1st Q 4:30
 GA-Edwards 40-yard run (Bennett kick), 1st Q 1:12
 GA-Curry 0-yard fumble recovery (Bennett kick), 1st Q 0:51
 UVA-Dotson 14-yard run (Greene kick), 2nd Q 14:15
 GA-Haynes 3-yard run, 2nd Q 13:08
 UVA-Thweatt 58-yard fumble recovery (Greene kick), 3rd Q 4:46
 GA-Gary 21-yard pass from C. Phillips (Bennett kick), 4th Q 13:13
 GA-Burnett 4-yard fumble recovery (Bennett kick failed), 4th Q 12:57

Jim Donnan Said.....

"This was a great performance by the team. It says a lot to win four straight bowl games. That's something to be proud of. I am very proud of my team."

| GAME STATISTICS | | | | |
|-------------------------------|-------------|--|----------|-------------|
| | Georgia | | Virginia | |
| First Downs | 21 | | | 20 |
| Rushing: Att.-Yards | 34-157 | | | 38-144 |
| Passing: Comp.-Att.-Yds.-Int. | 25-39-241-1 | | | 22-36-226-2 |
| Total Plays-Total Net Yards | 73-398 | | | 74-370 |
| Fumbles: Number-Lost | 1-1 | | | 4-2 |
| Penalties: Number-Yards | 4-20 | | | 4-29 |
| Punts:No.-Yards (Avg.) | 5-213 | | | 5-224 |
| Punt Returns: No.-Yards | 0-0 | | | 0-0 |
| Kickoff Returns: No.-Yards | 1-18 | | | 5-39 |
| Time of Possession | 29:57 | | | 30:03 |
| Third-Down Conversions | 7-17 | | | 7-15 |
| Fourth Down Conversions | 2-2 | | | 0-2 |
| Sacks By: Number-Yards | 1-7 | | | 1-9 |

| STATISTICAL LEADERS | | | | |
|---------------------|------|-------|------|------|
| Rushing | Att. | Yds. | TD | Long |
| Edwards (GA) | 5 | 97 | 1 | 57 |
| Womack (UVA) | 15 | 48 | 0 | 13 |
| Passing | Att. | Comp. | Yds. | TD |
| C. Phillips (GA) | 35 | 22 | 213 | 1 |
| Spinner (UVA) | 22 | 14 | 153 | 0 |
| Receiving | Rec. | Yds. | TD | Long |
| Edwards (GA) | 8 | 79 | 0 | 22 |
| McGrew (UVA) | 4 | 40 | 0 | 14 |
| Punting | No. | Yards | Avg. | Long |
| Kilgo (GA) | 5 | 213 | 42.6 | 64 |
| Abrams (UVA) | 5 | 224 | 44.8 | 63 |
| Tackles | UT | AT | Tot. | |
| Hollingshed (GA) | 7 | 5 | 12 | |
| Evans (UVA) | 9 | 1 | 10 | |

BOWL HISTORY

Eagles Edge Dogs In 2001 Music City Bowl


Running back William Green scored a 7-yard touchdown with 4:43 remaining to lift Boston College to a 20-16 win over Georgia at the Music City Bowl. Green rushed for 149 yards and the one touchdown to garner Most Valuable Player honors.

The Bulldogs ended the 2001 season with an 8-4 record. Boston College extended the Big East's mark in the Music City Bowl to 4-0 against the SEC. Running back Verron Haynes capped his Georgia career with 132 yards on 27 carries, including a 1-yard scoring run in the third quarter. That touchdown gave the Bulldogs a 16-10 lead. Haynes had four straight games with 100 yards or more to end the season, the first Bulldog to accomplish that feat since Garrison Hearst in 1992.

Georgia quarterback David Greene completed 22-of-38 passes for 288 yards. Greene hooked up with Fred Gibson on Georgia's second play from scrimmage for a 15-yard touchdown pass.

Turnovers were costly as Greene was intercepted twice and Haynes and running back Musa Smith each lost fumbles. Boston College didn't have any turnovers in the game.

The Bulldogs began the game with some trickery as Gibson (pictured right) took the opening kickoff and gave a reverse handoff to Decory Bryant, who raced 86 yards (a Georgia bowl record) to the Boston College 18. On Georgia's second play, Greene found Gibson on a swing pass and the freshman receiver fought his way into the end zone from 15 yards out. Kicker Billy Bennett's PAT gave the Bulldogs a 7-0 lead just 55 seconds into the contest.



The Eagles answered with a 25-yard field goal by Sandro Sciortino and the first quarter ended with the Bulldogs leading 7-3.

Boston College grabbed the lead in the second quarter when quarterback Brian St. Pierre threw a 10-yard touchdown pass to receiver Dedrick Dewalt. The play was set up by Green's 75-yard run, the longest play allowed by the Bulldogs this season.

Sciortino then converted from 26 yards out to give the Eagles a 13-7 lead. The Bulldogs answered with Bennett's 24-yard field goal as Georgia trailed 13-10 at the break. Haynes' third-quarter touchdown gave the Bulldogs their final lead of the contest.

The Bulldogs' all-time bowl record is now 19-15-3. Georgia was making its first appearance in the Music City Bowl.

| | | | | | | |
|-----------------------|---|----|---|---|---|----|
| <i>Boston College</i> | 3 | 10 | 0 | 7 | — | 20 |
| <i>Georgia</i> | 7 | 3 | 6 | 0 | — | 16 |

GA-F. Gibson 15-yd pass from D. Greene (B. Bennett kick), 1st Q 14:05

BC-S. Sciortino 25-yd field goal, 1st Q 1:43

BC-D. Dewalt 10-yd pass from St. Pierre (Sciortino kick), 2nd Q 9:09

BC-S. Sciortino 26-yd field goal, 2nd Q 3:05

GA-B. Bennett 24-yd field goal, 2nd Q 0:39

GA-V. Haynes 1-yd run (B. Bennett kick failed), 3rd Q 5:26

GA-Gary 21-yard pass from C. Phillips (Bennett kick), 4th Q 13:13

BC-W. Green 7-yd run (S. Sciortino kick), 4th Q 4:43

Mark Richt Said...

"We had our chances to win. We just didn't win. We played a good football team. When I first turned on the tape to look at them, I knew we were playing a good football team. They played better than we did tonight."

GAME STATISTICS

| | BC | Georgia |
|-------------------------------|------------|-------------|
| First Downs | 16 | 23 |
| Rushing: Att.-Yards | 47-197 | 39-122 |
| Passing: Comp.-Att.-Yds.-Int. | 9-25-109-0 | 22-39-288-2 |
| Total Plays-Total Net Yards | 72-306 | 78-410 |
| Fumbles: Number-Lost | 2-0 | 2-2 |
| Penalties: Number-Yards | 4-20 | 9-74 |
| Punts:No.-Yards (Avg.) | 6-225 | 3-131 |
| Punt Returns: No.-Yards | 0-0 | 3-7 |
| Kickoff Returns: No.-Yards | 3-28 | 5-177 |
| Time of Possession | 35:02 | 24:58 |
| Third-Down Conversions | 7-17 | 9-15 |
| Fourth Down Conversions | 1-2 | 0-2 |
| Sacks By: Number-Yards | 4-21 | 0-0 |

STATISTICAL LEADERS

| | Att. | Yds. | TD | Long |
|-------------------------|------|------|------|------|
| Rushing | | | | |
| Green (BC) | 35 | 149 | 1 | 70 |
| Haynes (GA) | 27 | 132 | 1 | 32 |
| Passing | | | | |
| St. Pierre (BC) | 25 | 9 | 109 | 1 |
| Greene (GA) | 38 | 22 | 288 | 1 |
| Receiving | | | | |
| Dewalt (BC) | 3 | 62 | 1 | 30 |
| Gibson (GA) | 6 | 109 | 1 | 38 |
| Punting | | | | |
| McMyler (BC) | 6 | 225 | 37.5 | 48 |
| Abrams (GA) | 3 | 131 | 43.7 | 53 |
| Tackles | | | | |
| Parent (BC) | 6 | 5 | 11 | |
| J. Phillips (GA) | 7 | 5 | 12 | |

Worth Noting...

- With the loss, Georgia ended a streak of four straight bowl game victories, the longest in school history.
- Georgia's 177 total kickoff return yards was the most in a bowl by the Bulldogs. Decory Bryant's 86-yard kickoff return in the first quarter was the longest in Georgia's bowl history, besting Arthur Marshall's 51-yard return in the 1991 Independence Bowl.

BOWL HISTORY

Georgia Gets Record 13th

Victory In 2003

Nokia Sugar Bowl

Georgia bowl MVP Musa Smith rushed for 145 yards and Billy Bennett kicked four field goals as Georgia defeated Florida State 26-13 before 74,269 fans in the Nokia Sugar Bowl. Georgia completed the season at 13-1, the most wins in school history.

The Bulldogs' defense forced three turnovers by the Seminoles, including cornerback Bruce Thornton's 71-yard interception return for a touchdown. Nose tackle Ken Veal's fumble recovery led to one of Bennett's four field goals. Smith was the offensive workhorse for Georgia as he carried the ball 23 times for the 145 yards. Smith ended the season with 1,324 yards, fifth on the school's all-time list.

Bennett staked the Bulldogs to a 3-0 lead in the first quarter. The Seminoles took their only lead of the game in the second quarter as quarterback Fabian Walker found receiver Anquan Boldin on a 5-yard scoring toss. Xavier Beitia's PAT gave Florida State a 7-3 edge. Thornton gave the Bulldogs the lead back as he picked off a Walker pass and returned it for a touchdown. Bennett's PAT put Georgia out in front 10-7. Then, quarterback D.J. Shockley hit receiver Terrence Edwards (*above*) for a 37-yard touchdown pass. Bennett pushed the advantage to 20-7 by drilling a 42-yard field goal.

On Florida State's next possession, end Will Thompson knocked the ball away and Veal recovered it. That set up Bennett's third field goal, pushing Georgia ahead 23-7. Florida State pulled within 10 at 23-13 on the final play of the third quarter, as a two-point conversion run was stopped by Chris Clemons. Bennett's final field goal, a 35-yarder, came with more than 10 minutes remaining, but the Bulldogs defense kept Florida State at bay.

Worth Noting...

- Game captains against Arkansas were Boss Bailey, Tony Gilbert, Jon Stinchcomb and Jonathan Kilgo
- Musa Smith garnered the Miller-Digby Award for Most Outstanding Player, the 18th running back to receive the award and the second MOP in the last five Sugar Bowls to win the award without scoring a single point.
- Terrence Edwards caught his 30th TD pass, extending his own Georgia record. He also set a school receiving record with 1,004 on the season and ends his career as the SEC's all-time leading receiver with 3,093 yards.
- Billy Bennett finished the season with a school record 130 points. He also set the UGA kicking record for points (14) and field goals (four) in a bowl game.
- Kevin Breedlove broke the school record with his 47th career start surpassing Lindsay Scott and Larry Brown for Most Career Starts by a non-kicker.

| | | | | | | |
|---------------|---|----|---|---|---|----|
| Florida State | 0 | 7 | 6 | 0 | — | 13 |
| Georgia | 3 | 14 | 6 | 3 | — | 26 |

GA-B. Bennett 23-yd field goal 4:19, 1st Q
 FSU-A. Boldin 5-yd pass from F. Walker 13:41, 2nd Q
 GA-B. Thornton 71-yd interception return 6:24, 2nd Q
 GA-T. Edwards 37-yd pass from D.J. Shockley 3:43, 2nd Q
 GA-B. Bennett 42-yd field goal 11:06, 3rd Q
 GA-B. Bennett 25-yd field goal 8:49, 3rd Q
 FSU-C. Thorpe 40-yd pass from A. Boldin, 0:00, 3rd Q
 GA-B. Bennett 35-yd field goal 10:17, 4th Q



Mark Richt Said...

"To beat Florida State is a great feeling, since I have a great respect for the Florida State program. I'm so proud of these kids. They deserve to go out like this."

GAME STATISTICS

| | Florida State | Georgia |
|-------------------------------|---------------|-------------|
| First Downs | 18 | 11 |
| Rushing: Att.-Yards | 41-173 | 36-176 |
| Passing: Comp.-Att.-Yds.-Int. | 13-26-147-2 | 10-15-125-0 |
| Total Plays-Total Net Yards | 67-262 | 51-276 |
| Fumbles: Number-Lost | 2-1 | 1-1 |
| Penalties: Number-Yards | 5-37 | 6-59 |
| Punts:No.-Yards (Avg.) | 5-202 | 4-193 |
| Punt Returns: No.-Yards | 4-68 | 2-29 |
| Kickoff Returns: No.-Yards | 3-57 | 1-7 |
| Time of Possession | 33:51 | 26:09 |
| Third-Down Conversions | 5-14 | 3-12 |
| Fourth Down Conversions | 0-3 | 0-0 |
| Sacks By: Number-Yards | 4-17 | 6-45 |

STATISTICAL LEADERS


| Rushing | Att. | Yds. | TD | Long |
|---------------------|------|-------|------|------|
| L. Washington (FSU) | 10 | 48 | 0 | 17 |
| M. Smith (GA) | 23 | 145 | 0 | 39 |
| Passing | Att. | Comp. | Yds. | TD |
| A. Boldin (FSU) | 14 | 6 | 78 | 1 |
| D. Greene (GA) | 14 | 9 | 88 | 0 |
| Receiving | Rec. | Yds. | TD | Long |
| N. Maddox (FSU) | 4 | 24 | 0 | 13 |
| T. Edwards (GA) | 3 | 60 | 1 | 37 |
| Punting | No. | Yards | Avg. | Long |
| C. Gwaltney (FSU) | 5 | 202 | 40.4 | 54 |
| J. Kilgo (GA) | 4 | 193 | 48.2 | 55 |
| Tackles | UT | AT | Tot. | |
| A. Augustin (FSU) | 5 | 1 | 6 | |
| T. Gilbert (GA) | 7 | 1 | 8 | |

BOWL HISTORY

Georgia Wins Overtime Thriller To Defeat Purdue At The 2004 Capital One Bowl

After scoring the game's first 24 points, Georgia needed a Kregg Lumpkin overtime touchdown run to hold off Purdue, 34-27, in front of a Capital One Bowl crowd of 64,565 and an ABC national television audience.

The Bulldogs opened the game with a nine-play, 68-yard drive culminating in a six-yard Fred Gibson touchdown reception from quarterback and offense bowl MVP David Greene (right). The Bulldogs would use a Billy Bennett field goal and two more Greene TD passes--one each to Gibson and Reggie Brown--to open up a 24-0 lead with 4:47 left in the first half.



Purdue would answer with a touchdown and field goal to pull within 14, 24-10, at halftime.

After a scoreless third quarter, Purdue scored the fourth quarter's first points on a Kyle Orton two-yard run with 9:11 left. Georgia then used up 4:44 on a 12-play, 57-yard drive ending in a 40-yard Bennett field goal. Late in the fourth, Purdue needed just three plays to go 66 yards and pull within three, 27-24, on a Kyle Orton three-yard touchdown pass. Following an unsuccessful onside kick, it seemed Georgia had clinched the game. However, attempting to run out the clock, Lumpkin fumbled the ball, giving Purdue the ball at the Georgia 34 yard line with 1:19 left. Ben Jones nailed a 44-yard field goal with 49 seconds left to tie the game at 27-all.

On the first possession of overtime, Georgia drove to the one yard line. On fourth and goal, Lumpkin pushed his way into the end zone to give the Bulldogs a 34-27 lead. Purdue also drove inside the 10 yard line, but failed to convert. On fourth and goal from the four yard line, Tony Taylor intercepted the pass to clinch a Bulldogs victory.

Worth Noting...

- Georgia's game captains against Purdue were Bruce Thornton, Billy Bennett, David Greene and Sean Jones.

- David Greene (offense) and David Pollack (defense) were named Georgia's Capital One Bowl Most Valuable Players.

- PK Billy Bennett set two more NCAA records with Field Goals Attempted and Made in a season, going 31-for-38. He scored 10 points against Purdue to give him 409 for his career, which ranks second in NCAA history. For the season, he had 131 which is a school and SEC record for points kicked in a season. For his career, Bennett finished 87-for-110 in field goal attempts and 148-for-151 in PATs.

- Kregg Lumpkin made his first career start against Purdue. He rushed a career-high 27 times for 90 yards and one TD. Georgia did not have a running back rush for more than 100 yards in a game this season for the first time since 1972. Lumpkin was over 100 yards but then went under the century mark on the fourth-quarter fumble.

| | | | | | | | |
|---------|----|----|---|----|-----|---|----|
| Purdue | 0 | 10 | 0 | 17 | (0) | — | 27 |
| Georgia | 14 | 10 | 0 | 3 | (7) | — | 34 |

GA-F. Gibson 6-yd pass from D. Greene (B. Bennett kick) 10:29, 1st Q
 GA-F. Gibson 4-yd pass from D. Greene (B. Bennett kick) 04:27, 1st Q
 GA-B. Bennett 28-yd field goal 09:56, 2nd Q
 GA-R. Brown 11-yd pass from D. Greene (B. Bennett kick) 04:47, 2nd Q
 PU-K. Orton 17-yd run (B. Jones kick) 03:01, 2nd Q
 PU-B. Jones 27-yd field goal 01:48, 2nd Q
 PU-K. Orton 2-yd run (B. Jones kick) 09:11, 4th Q
 GA-B. Bennett 40-yd field goal 04:27, 4th Q
 PU-A. Chambers 3-yd pass from K. Orton (B. Jones kick) 01:34, 4th Q
 PU-B. Jones 44-yd field goal 00:49, 4th Q
 GA-K. Lumpkin 1-yd run (B. Bennett kick) 15:00, OT

Mark Richt Said...

"I'll tell you what...that was fun! I'm just ecstatic how our season ended. A lot of these guys have gone through a lot (this season). Somehow we found a way to get here and win the game. I have never been in overtime as a head coach or assistant. You tend to forget what you study. I was huddling with my coaches to do the right thing."

GAME STATISTICS

| | Purdue | Georgia |
|-------------------------------|-------------|-------------|
| First Downs | 15 | 23 |
| Rushing: Att.-Yards | 29-59 | 47-113 |
| Passing: Comp.-Att.-Yds.-Int. | 20-35-230-1 | 27-37-327-0 |
| Total Plays-Total Net Yards | 64-289 | 84-440 |
| Fumbles: Number-Lost | 1-0 | 2-2 |
| Penalties: Number-Yards | 10-69 | 10-90 |
| Punts: Number-Yards (Avg.) | 9-400 | 6-268 |
| Kickoff Returns: Number-Yards | 6-163 | 2-48 |
| Time of Possession | 24:31 | 35:29 |
| Third Down Conversions | 3-15 | 8-18 |
| Fourth Down Conversions | 0-1 | 2-2 |
| Sacks By: Number-Yards | 3-18 | 5-39 |

STATISTICAL LEADERS

| Rushing | Att. | Yds. | TD | Long |
|--------------------|-------|-------|------|------|
| J. Void (PU) | 15 | 63 | 0 | 12 |
| K. Lumpkin (GA) | 27 | 90 | 1 | 15 |
| Passing | Comp. | Att. | Yds. | TD |
| K. Orton (PU) | 20 | 34 | 230 | 1 |
| D. Greene (GA) | 27 | 37 | 327 | 3 |
| Receiving | Rec. | Yds. | TD | Long |
| J. Standeford (PU) | 7 | 102 | 0 | 60 |
| R. Brown (GA) | 5 | 99 | 1 | 32 |
| Punting | No. | Yards | Avg. | Long |
| B. Slaton (PU) | 9 | 400 | 44.4 | 38 |
| G. Ely-Kelso (GA) | 6 | 268 | 44.7 | 53 |
| Tackles | UT | AT | Tot. | |
| L. Johnson (PU) | 10 | 5 | 15 | |
| S. Jones (GA) | 6 | 2 | 8 | |

BOWL HISTORY

Bulldogs Beat Badgers

In 2005 Outback Bowl

The Georgia Bulldogs (10-2) won their third consecutive bowl game, holding off a late Wisconsin rally to defeat the Badgers 24-21 in front of 62,414 Outback Bowl fans at Raymond James Stadium and an ESPN national television audience.

It was the last game for several Bulldog seniors, including All-American DE David Pollack (right) whose three-sack performance earned him Outback Bowl MVP.



Overall, Georgia's defense stifled the Badgers' offense, allowing just 13 points while recording seven quarterback sacks and forcing and recovering two fumbles.

Wisconsin (9-3) took an early second-quarter 6-3 lead in a battle of field goals, but Georgia's offense came to life in the middle of the game. Senior QB David Greene connected on a 24-yard touchdown with senior Fred Gibson and later a 24-yard TD to senior Jeremy Thomas, who made a great catch off a deflection.

Freshman Thomas Brown notched his fourth 100-yard rushing game of the year with 111 yards on 16 carries, including a 29-yard touchdown run to give Georgia a 24-6 lead.

Wisconsin rallied late with one offensive and one defensive touchdown, but the Bulldogs prevailed in the end.

Worth Noting...

- Georgia's game captains against Wisconsin were David Greene, David Pollack, Reggie Brown and Thomas Davis.

- With the victory, Georgia's senior class posted a 42-10 record in their career which is second best in school history. Senior QB David Greene started all 52 games. The Class of 2004 posted their third straight season with at least 10 wins.

- Greene set the SEC Career Record for Total Offense on the first play of the game, a 31-yard pass to Leonard Pope. He finished his career as the NCAA's all-time winningest QB at 42-10.

- David Pollack also finished his Georgia career in style, tying an Outback Bowl record with three sacks. He ended his career with 36 sacks, which ranks fourth in SEC history and is a Bulldog record. Georgia's seven sacks on the day is an Outback Bowl record.

- Two more seniors, wide receivers Fred Gibson and Reggie Brown, also finished their careers in the record books. Gibson (4 rec., 42 yards, 1 TD) ended his career second in Georgia history with 20 TD-receptions and third in career receptions with 161. Brown (3 rec., 39 yards) ended his career with 144 catches which ties for fourth in school history with Hines Ward.

- The Bulldogs have played the Badgers twice in their history, both times an Outback Bowl victory (33-6 win in 1998). Georgia is now 7-2 all-time against Big Ten opponents.

| | | | | | | |
|-----------|---|---|----|---|---|----|
| Georgia | 3 | 7 | 14 | 0 | — | 24 |
| Wisconsin | 3 | 3 | 7 | 8 | — | 21 |

GA-B. Coutu 20-yd field goal 10:24, 1st Q

WIS-M. Allen 46-yd field goal 05:47, 1st Q

WIS-M. Allen 44-yd field goal 14:55, 2nd Q

GA-F. Gibson 19-yd pass from D. Greene (B. Coutu kick) 07:38, 2nd Q

GA-J. Thomas 24-yd pass from D. Greene (Coutu kick) 09:16, 3rd Q

GA-T. Brown 29-yd run (B. Coutu kick) 06:33, 3rd Q

WIS-D. Charles 19-yd pass from J. Stocco (Allen kick) 03:16, 3rd Q

WIS-A. Crooks 11-yd interception return (J. Orr pass) 04:13, 4th Q

Mark Richt Said...

"I'm just thankful to get 10 wins. To me it makes it a great season. I said going in if we didn't win it was a good season, if we won this game and got number 10, it's a great season. It wasn't a perfect season; we're still looking for perfection, that's what we want. You can't say a 10-win season like that is anything other than great. I'm just proud of our players and the job they did. David Pollack was, as usual, fantastic. He got banged up a little here and there but continued to fight."

GAME STATISTICS

| | Georgia | Wisconsin |
|-------------------------------|-------------|-------------|
| First Downs | 21 | 14 |
| Rushing: Att.-Yards | 37-196 | 35-60 |
| Passing: Comp.-Att.-Yds.-Int. | 19-41-264-2 | 12-27-170-0 |
| Total Plays-Total Net Yards | 78-460 | 62-230 |
| Fumbles: Number-Lost | 1-1 | 2-2 |
| Penalties: Number-Yards | 8-85 | 7-45 |
| Punts: Number-Yards (Avg.) | 6-199) | 7-310 |
| Kickoff Returns: Number-Yards | 4-49 | 5-49 |
| Time of Possession | 29:05 | 30:55 |
| Third Down Conversions | 6-17 | 3-14 |
| Fourth Down Conversions | 1-1 | 1-1 |
| Sacks By: Number-Yards | 7-39 | 1-4 |

STATISTICAL LEADERS

| Rushing | Att. | Yds. | TD | Long |
|-------------------|-------|-------|------|------|
| T. Brown (GA) | 16 | 111 | 1 | 29 |
| A. Davis (WIS) | 21 | 79 | 0 | 25 |
| Passing | Comp. | Att. | Yds. | TD |
| D. Greene (GA) | 19 | 38 | 264 | 2 |
| J. Stocco (WIS) | 12 | 27 | 170 | 1 |
| Receiving | Rec. | Yds. | TD | Long |
| F. Gibson (GA) | 4 | 42 | 1 | 19 |
| D. Charles (WIS) | 3 | 52 | 1 | 20 |
| Punting | No. | Yards | Avg. | Long |
| G. Ely-Kelso (GA) | 5 | 170 | 34.0 | 46 |
| K. DeBauche (WIS) | 7 | 310 | 44.3 | 51 |
| Tackles | UT | AT | Tot. | |
| G. Blue (GA) | 8 | 3 | 11 | |
| R. Brooks (WIS) | 6 | 4 | 10 | |

BOWL HISTORY

Fast Start By West Virginia Leads To Upset of Georgia In 2006 Nokia Sugar Bowl

The Georgia Bulldogs were unable to overcome a 28-0 deficit and fell to West Virginia 38-35 in the 2006 Nokia Sugar Bowl in front of 74,458 fans at the Georgia Dome and an ABC national television audience. The Bulldogs finished the season with their fourth 10-win campaign in as many years.

Despite three touchdowns and a 277-yard passing performance by quarterback D.J. Shockley in his final collegiate game, the Bulldogs' late rally fell short after they outscored the Mountaineers 35-10 to finish the game. Tailback Thomas Brown (right) led Georgia with 78 yards rushing, including a 52-yard touchdown.



The Bulldogs managed to close the gap to 38-35 after Shockley connected with fellow senior Bryan McClendon for a 43-yard touchdown with 5:13 left in the fourth quarter. But after West Virginia punter Phil Brady shot up the middle to convert a fake punt on 4th-and-6 in the game's final drive, the Mountaineers converted yet another first down and let the clock run out.

West Virginia jump-started the game's scoring with three touchdowns in the first quarter - two by Darius Reynaud and one by Steve Slaton - and went up 28-0 with 14:10 remaining in the second quarter. The Bulldogs managed to register their first points at the 12:58 mark in the second quarter on Kregg Lumpkin's career-long 34-yard touchdown run. Minutes later, Brown flew past West Virginia's defense for a 52-yard touchdown to cut the Mountaineers lead to 28-14.

Following a West Virginia field goal, Shockley hit Leonard Pope for a 4-yard touchdown after the Bulldogs' 76-yard drive. Georgia crept even closer to the Mountaineers in the third quarter on A.J. Bryant's 34-yard scoring catch and went into the final period down 31-28.

But with the lead in reach for the first time, Steve Slaton, who finished with 204 yards and three touchdowns for West Virginia, scored a touchdown on his second 52-yard run of the game to clinch the victory for the Mountaineers.

Worth Noting...

- Georgia's captains for the Sugar Bowl were Mike Gilliam, D.J. Shockley, Kedric Golston and Max Jean-Gilles.
- D.J. Shockley tied Georgia's mark for most touchdown passes in a season (24) after connecting with his receivers for three scores in the Sugar Bowl. Eric Zeier had 24 in 1993 and 1994.
- Kregg Lumpkin's 34-yard touchdown run in the second quarter was his longest rush of the season and of his career.
- Thomas Brown notched a 52-yard touchdown against West Virginia, which tied for the game's longest run and was the longest run of his career with the Bulldogs.

| | | | | | | |
|---------------|----|----|---|---|---|----|
| West Virginia | 21 | 10 | 0 | 7 | — | 38 |
| Georgia | 0 | 21 | 7 | 7 | — | 35 |

WVU-S. Slaton 52-yd. run (P. McAfee kick), 12:12, 1st Q
 WVU-Reynaud 13-yd. pass from P. White (P. McAfee kick), 06:27, 1st Q
 WVU-D. Reynaud 13-yd. run (P. McAfee kick), 04:27, 1st Q
 WVU-S. Slaton 18-yd. run (P. McAfee kick), 14:10, 2nd Q
 GA-K. Lumpkin 34-yd. run (B. Coutru kick), 12:58, 2nd Q
 GA-T. Brown 52-yd. run (B. Coutru kick), 08:52, 2nd Q
 WVU-P. McAfee 27-yd. field goal 05:37, 2nd Q
 GA-L. Pope 4-yd. pass from Shockley (B. Coutru kick), 00:58, 2nd Q
 GA-A.J. Bryant 34-yd. pass from Shockley (Coutru kick), 01:44, 3rd Q
 WVU-S. Slaton 52-yd. run (P. McAfee kick), 08:32, 4th Q
 GA-B McClendon 43-yd. pass from Shockley (Coutru kick), 5:13, 4th Q

Mark Richt Said...

"My hat's off to West Virginia. They did a great job. At least we didn't lay down and die. Being down 28, we just couldn't make enough plays to win it. Going for the fake punt showed a lot of guts and great execution (by West Virginia). You've got to give them credit. But I'm proud of our seniors."

GAME STATISTICS

| | Georgia | WVU |
|-------------------------------|-------------|-------------|
| First Downs | 27 | 27 |
| Rushing: Att.-Yards | 28-224 | 63-382 |
| Passing: Comp.-Att.-Yds.-Int | 20-33-277-0 | 11-14-120-0 |
| Total Plays-Total Net Yards | 61-501 | 77-502 |
| Fumbles: Number-Lost | 4-3 | 1-0 |
| Penalties: Number-Yards | 4-50 | 9-74 |
| Punts: Number-Yards (Avg.) | 3-137 | 4-144 |
| Kickoff Returns: Number-Yards | 2-28 | 5-111 |
| Time of Possession | 24:01 | 35:59 |
| Third Down Conversions | 5-10 | 7-14 |
| Fourth Down Conversions | 1-1 | 2-2 |
| Sacks By: Number-Yards | 2-14 | 0-0 |

STATISTICAL LEADERS

| Rushing | Att. | Yds. | TD | Long |
|--------------------|------|-------|------|------|
| S. Slaton (WVU) | 26 | 204 | 3 | 52 |
| T. Brown (GA) | 9 | 78 | 1 | 52 |
| Passing | Att. | Comp. | Yds. | TD |
| P. White (WVU) | 14 | 11 | 120 | 1 |
| D.J. Shockley (GA) | 33 | 20 | 277 | 3 |
| Receiving | Rec. | Yds. | TD | Long |
| D. Reynaud (WVU) | 6 | 48 | 1 | 17 |
| L. Pope (GA) | 6 | 50 | 1 | 15 |
| Punting | No. | Yds. | Avg. | Long |
| P. Brady (WVU) | 4 | 144 | 36.0 | 41 |
| G. Ely-Kelso (GA) | 3 | 137 | 45.7 | 51 |
| Tackles | UT | AT | Tot. | |
| M. Lorello (WVU) | 7 | 1 | 8 | |
| J. Jackson (GA) | 11 | 0 | 11 | |

BOWL HISTORY

Second Half Surge Rallies

Bulldogs Past Va. Tech

In 2006 Chick-fil-A Bowl

Georgia stormed back from an 18-point deficit to defeat 14th-ranked Virginia Tech 31-24 in the Chick-fil-A Bowl in the Georgia Dome in front of a bowl-record crowd of 75,406 and a national ESPN television audience. It marked Georgia's third-straight win over a ranked opponent as it closed out the year 9-4.

Bulldog linebacker Tony Taylor (two interceptions) and quarterback Matthew Stafford (129 yards, 1 TD) were named the Defensive and Offensive MVPs. In the fourth quarter, the Bulldogs got scoring runs from tailback Kregg Lumpkin and fullback Brannan Southerland along with one of kicker Brandon Cou tu's three field goals (including a Georgia bowl record 51-yarder) to complete the comeback. Georgia fell behind 21-3 by the second quarter, but then held the Hokies to just a fourth quarter field goal.



Stafford finished 9-for-21 for 129 yards and a TD after going just 3-for-9 in the first half. Tight end Martrez Milner had three catches for 49 yards and a touchdown, and he caught a critical two-point conversion pass that tied the game at 21-all. Taylor's two picks tied Georgia's bowl record held by Scott Woerner and Ronnie Harris. The Bulldogs had three interceptions and one fumble recovery on the night. In fact, 18 of Georgia's points came off of turnovers.

Georgia led 3-0 after the first quarter, but then the Hokies built a 21-3 halftime edge. The final touchdown was a 53-yard lateral pass from Eddie Royal to tight end Sam Wheeler. The Bulldogs' first touchdown was sparked by a successful onside kick by Brian Mimbs who also recovered it.

Taylor's interception at the start of the fourth quarter set up the game-tying touchdown. On the Hokies' next possession, Charles Johnson sacked Sean Glennon and caused him to fumble, which Quentin Moses recovered. It led to the go-ahead field goal by Cou tu. Then three plays later, Taylor tipped a Glennon pass that was picked off by Paul Oliver who returned it to the 1. Southerland stormed into the endzone for a 31-21 lead.

Worth Noting...

- Georgia's captains for the Chick-fil-A Bowl were Nick Jones, Tra Battle, Tony Taylor and Quentin Moses. The senior class finished their career with a 40-12 career record.
- With the 31-24 victory over #14 Virginia Tech, the Bulldogs became the first unranked squad to defeat three straight ranked opponents in school history.
- Tony Taylor notched two more interceptions to give him a team-best seven on the year, which was the most in the country by a linebacker.
- Georgia's 28 unanswered points - to erase an 18-point deficit - was the biggest come-from-behind victory under Mark Richt as well as in Chick-fil-A Bowl history.

| | | | | | | |
|---------------|---|----|----|----|---|----|
| Georgia | 3 | 0 | 10 | 18 | — | 31 |
| Virginia Tech | 0 | 21 | 0 | 3 | — | 24 |

GA-Brandon Cou tu 39-yard field goal, 10:49, 1st Q
 VT-Brandon Ore 1-yard run (Brandon Pack kick), 14:07, 2nd Q
 VT-Ore 1-yard run (Pace kick), 6:45, 2nd Q
 VT-Sam Wheeler 53-yard pass from Eddie Royal (Pace kick), 4:36, 2Q
 GA-Cou tu 51-yard field goal, 6:10, 3rd Q
 GA-M. Milner 6-yard pass from Matthew Stafford (Cou tu kick), 1:52, 3rd Q
 GA-Kregg Lumpkin 3-yard run (Milner pass from Stafford), 12:30, 4Q
 GA-Cou tu 28-yard field goal, 10:42, 4th Q
 GA-Brannan Southerland 1-yard run (Cou tu kick), 7:30, 4th Q
 VT-Pace 28-yard field goal, 3:41, 4th Q

Mark Richt Said...

"I'm proud of everyone on this team. To be forgotten like we were and then to finish the way we did means a lot. I just told the guys at halftime that it's not as bad as it looks. We were just a couple plays away from being right there in it. We just needed to be aggressive."

GAME STATISTICS

| | Georgia | Virginia Tech |
|-------------------------------|------------|---------------|
| First Downs | 9 | 9 |
| Rushing: Att.-Yards | 31-71 | 26-42 |
| Passing: Comp.-Att.-Yds.-Int | 9-21-129-1 | 14-27-147-3 |
| Total Plays-Total Net Yards | 52-200 | 53-189 |
| Fumbles: Number-Lost | 1-0 | 1-1 |
| Penalties: Number-Yards | 4-31 | 8-78 |
| Punts: Number-Yards (Avg.) | 7-264 | 4-195 |
| Kickoff Returns: Number-Yards | 4-81 | 6-105 |
| Time of Possession | 30:23 | 29:37 |
| Third Down Conversions | 3-14 | 3-13 |
| Fourth Down Conversions | 1-1 | 1-2 |
| Sacks By: Number-Yards | 3-14 | 2-15 |

STATISTICAL LEADERS

| Rushing | Att. | Yds. | TD | Long |
|-------------------|------|-------|------|------|
| B. Ore (VT) | 20 | 42 | 2 | 6 |
| K. Lumpkin (GA) | 12 | 39 | 1 | 26 |
| Passing | Att. | Comp. | Yds. | TD |
| S. Glennon (VT) | 26 | 13 | 94 | 0 |
| M. Stafford (GA) | 21 | 9 | 129 | 1 |
| Receiving | Rec. | Yds. | TD | Long |
| E. Royal (VT) | 4 | 45 | 0 | 28 |
| M. Milner (GA) | 3 | 49 | 1 | 41 |
| Punting | No. | Yds. | Avg. | Long |
| N. Schmitt (VT) | 4 | 195 | 48.8 | 56 |
| G. Ely-Kelso (GA) | 7 | 264 | 37.7 | 54 |
| Tackles | UT | AT | Tot. | |
| Vince Hall (VT) | 9 | 4 | 13 | |
| P. Oliver (GA) | 5 | 4 | 9 | |
| T. Taylor (GA) | 5 | 4 | 9 | |

BOWL HISTORY

Bulldogs Blast Undefeated

Hawai'i To Win 2008 Sugar Bowl

The Bulldogs defeated the Hawai'i Warriors 41-10 in the Sugar Bowl on New Years night from the Louisiana Superdome in New Orleans, La. The victory was Georgia's ninth appearance in the Sugar Bowl and their 11th straight bowl, which extends the school record. This was the most points the Bulldogs have ever scored in a bowl game as well as their largest margin of victory in a bowl game.

Georgia struck early and often versus the Warriors, starting with a Knowshon Moreno 17-yard touchdown run with 9:42 in the first quarter. Moreno, relieving starter Thomas Brown, also had another touchdown, this one from 11-yards, with 57 seconds remaining in the first quarter.

Early in the second half, defensive end Marcus Howard sacked Warrior quarterback

Colt Brennan on the goal line and recovered a Brennan fumble on the play for a TD, the first of his career. Brown got in on the scoring action with a one yard scamper in the third quarter, and QB Matthew Stafford got into the books with an 11-yard TD pass to Sean Bailey midway through the second quarter.

Kicker Brandon Coudu, who hit all five extra points, set a BCS game record with a long field goal of 52 yards.

Howard was the MVP of Georgia's defense and the game as well, as he sacked Colt Brennan three times, caused a fumble, and recovered a fumble for a touchdown on the evening.

Hawai'i quarterback Brennan went 22-of-38 for 169 yards and three interceptions. He was sacked eight times by the Bulldogs, including three by Howard and two from freshman linebacker Rennie Curran.



Worth Noting...

- Georgia's captains for the Sugar Bowl were Thomas Brown, Kelin Johnson, Fernando Velasco and Brandon Coudu.
- Marcus Howard was named Most Outstanding Player with a BCS-record tying three sacks, two forced fumbles and one fumble recovery for a touchdown. He was the first defensive player named Sugar Bowl MOP since 1979 (UA's Barry Krauss).
- Brandon Coudu scored 11 points, including a BCS and Georgia bowl record 52-yard field goal.
- Asher Allen set school records in kickoff returns and kickoff return yards, he tied a bowl record with two interceptions and had a team-high nine tackles.

| | | | | | | |
|---------|----|----|----|---|---|----|
| Hawai'i | 3 | 0 | 0 | 7 | — | 10 |
| Georgia | 14 | 10 | 14 | 3 | — | 41 |

GA-Knowshon Moreno 17-yard run, 9:42 1Q

UH-Dan Kelly 41-yard field goal, 4:20 1Q

GA-Knowshon Moreno 11-yard run (Brandon Coudu PAT), 0:57 1Q

GA-Brandon Coudu 52-yard field goal, 9:36 2Q

GA-Sean Bailey 11-yard pass from Matthew Stafford (Coudu PAT), 8:00 2Q

GA-Marcus Howard 0-yard fumble return (Coudu PAT), 8:57 3Q

GA-Thomas Brown 1-yard run (Coudu PAT), 1:40 3Q

GA-Brandon Coudu 45-yard field goal, 14:32 4Q

UH- Ryan Grice-Mullen 16-yard pass from Tyler Graunke, 10:32 4Q

Mark Richt Said...

"I'm proud of what our team did. We first of all had the ultimate respect for Hawai'i, their program, June Jones and the job he has done there. I think we conditioned more for this game, I can attest to that. We wanted to make sure everyone was in great condition for this game because we knew, especially on defense, that we were going to rush the passer over and over again."

GAME STATISTICS

| | Hawai'i | Georgia |
|-------------------------------|--------------|-------------|
| First Downs | 20 | 19 |
| Rushing: Att.-Yards | 18--5 | 40-160 |
| Passing: Comp.-Att.-Yds.-Int | 35-57-311-4 | 14-27-175-1 |
| Total Plays-Total Net Yards | 75-306 | 67-335 |
| Fumbles: Number-Lost | 2-2 | 1-0 |
| Penalties: Number-Yards | 11-90 | 11-100 |
| Punts: Number-Yards (Avg.) | 3-102 (34.0) | 3-145-48.3 |
| Kickoff Returns: Number-Yards | 7-175 | 3-128 |
| Time of Possession | 30:39 | 29:21 |
| Third Down Conversions | 7-of-17 | 6-of-14 |
| Fourth Down Conversions | 0-of-2 | 0-2 |
| Sacks By: Number-Yards | 0-0 | 8-45 |

STATISTICAL LEADERS

| | Att. | Yds. | TD | Long |
|------------------|------|-------|------|------|
| Rushing | | | | |
| Pilares (UH) | 7 | 31 | 0 | 11 |
| Brown (GA) | 19 | 77 | 1 | 20 |
| Passing | Att. | Comp. | Yds. | TD |
| Brennan (UH) | 38 | 22 | 169 | 0 |
| Stafford (GA) | 27 | 14 | 175 | 1 |
| Receiving | Rec. | Yds. | TD | Long |
| Rivers (UH) | 10 | 105 | 0 | 21 |
| Massaquoi (GA) | 5 | 54 | 0 | 16 |
| Punting | No. | Yds. | Avg. | Long |
| Grasso (UH) | 3 | 102 | 34.0 | 38 |
| Mimbs (GA) | 3 | 145 | 48.3 | 52 |
| Tackles | UT | AT | Tot. | |
| Patek (UH) | 7 | 2 | 9 | |
| Allen (GA) | 6 | 3 | 9 | |

BOWL HISTORY


Bulldogs Notch 10th Win At

2009 Capital One Bowl

Quarterback Matthew Stafford threw three touchdown passes in the final 18 minutes against No. 18 Michigan State, hitting Knowshon Moreno for the clinching score in the 15th-ranked Bulldogs' 24-12 Capital One Bowl victory in front of 59,681 fans and an ABC national television audience.

Ranked No. 1 by The Associated Press to start the season, the Bulldogs (10-3) gave coach Mark Richt his sixth bowl win in eight tries and put a happy ending on a season that didn't live up to expectations.

The first half was ugly for Stafford, projected to be an early first-round NFL draft pick, and Georgia. He was just 6-for-14 with an interception in the first half and Michigan State (9-4) led 6-3. In the second half, he looked more like the quarterback NFL teams covet. He completed 14 of his final 17 throws, including three TD passes.



Stafford started the comeback by directing a 10-play, 96-yard drive midway through the third quarter. He went 6-for-6 for 92 yards and capped it with a 35-yard touchdown toss to Michael Moore. Stafford and Aron White hooked up on a 21-yard TD toss with 9 seconds left in the third quarter to put Georgia up 17-6.

Stafford was picked as the game's MVP, completing his performance by showing a nice touch in threading a 21-yard TD pass to Moreno late in the fourth quarter. Stafford set a single-season school record with 25 touchdown passes.

The Bulldogs were able to make Michigan State quarterback Brian Hoyer hurry his throws. Hoyer completed 16 of 31 passes for 159 yards with an interception. He threw 21 yards to Mark Dell on fourth-and-22 late in the fourth quarter, and followed that with an interception in the final 40 seconds.

Worth Noting...

- Georgia's captains for the Capital One Bowl were Mohamed Massquoi, Brannan Southerland, Andrew Williams and Corvey Irvin.
- Bulldog junior quarterback Matthew Stafford was named Most Valuable Player after a big second half rallied Georgia past the Spartans. He finished 20-for-31 for 250 yards and 3 TDs. He went 6-for-14 for 71 yards in the first half. He set the single season school record with 25 TD passes.
- Georgia had a season-high six sacks and limited MSU to just 31 yards.
- Georgia set a record for punt return average in a season at 17.58, breaking the old mark of 16.48 set in 1980.
- For the sixth consecutive year, the senior class registered at least 40 wins in their career. The 2008 seniors went 40-12.

| | | | | | | |
|----------------|---|---|----|---|---|----|
| Georgia | 3 | 0 | 14 | 7 | = | 24 |
| Michigan State | 3 | 3 | 0 | 6 | = | 12 |

UGA-Blair Walsh 32 yd field goal, 9:26 1Q

MSU-Brett Swenson 20 yd field goal, 4:50 1Q

MSU-Swenson 32 yd field goal, 2:14 2Q

UGA-Michael Moore 35 yd pass from Matthew Stafford (B. Walsh kick), 3:31 3Q

UGA-Aron White 21 yd pass from M. Stafford (B. Walsh kick), :09 3Q

MSU-Javon Ringer 1 yd run (Brian Hoyer pass failed), 8:50 4Q

UGA-Knowshon Moreno 21 yd pass from M. Stafford (B. Walsh kick), 3:43 4Q

Mark Richt Said...

"I am excited about the victory and proud of our seniors. It was a great experience for us down here. Our thoughts going in was to finish very strong for our seniors. We felt like we had some unfinished business to take care of, to get that 10th victory and 40 wins for the seniors. Also, we said since we're playing in 2009, this is the beginning of 2009, and we wanted to play physical, and we practiced very physical. We cut back a bit because of our injuries during the year but then we got after it during bowl practices. Overall, we played better defense."

GAME STATISTICS

| | Georgia | MSU |
|-------------------------------|--------------|--------------|
| First Downs | 19 | 16 |
| Rushing: Att.-Yards | 33-81 | 34-31 |
| Passing: Comp.-Att.-Yds.-Int | 20-31-250-1 | 22-39-205-1 |
| Total Plays-Total Net Yards | 64-331 | 73-236 |
| Fumbles: Number-Lost | 1-1 | 0-0 |
| Penalties: Number-Yards | 7-53 | 5-50 |
| Punts: Number-Yards (Avg.) | 5-237 (47.4) | 5-190 (38.0) |
| Kickoff Returns: Number-Yards | 4-78 | 4-88 |
| Time of Possession | 30:00 | 30:00 |
| Third Down Conversions | 5-of-12 | 4-of-16 |
| Fourth Down Conversions | 0-of-1 | 1-of-3 |
| Sacks By: Number-Yards | 6-40 | 2-15 |

STATISTICAL LEADERS

| | Att. | Yds. | TD | Long |
|------------------|------|------|------|------|
| Rushing | | | | |
| Moreno (GA) | 23 | 62 | 0 | 10 |
| Ringer (MSU) | 20 | 47 | 1 | 7 |
| Passing | | | | |
| Stafford (GA) | 31 | 20 | 250 | 3 |
| Hoyer (MSU) | 34 | 18 | 169 | 0 |
| Receiving | | | | |
| Moore (GA) | 6 | 97 | 1 | 35 |
| Cunningham (MSU) | 6 | 52 | 0 | 16 |
| Punting | | | | |
| Mimbs (GA) | 4 | 197 | 49.2 | 62 |
| Bates (MSU) | 5 | 190 | 38.0 | 53 |
| Tackles | | | | |
| Allen (GA) | 9 | 0 | 9 | |
| Jones (MSU) | 8 | 4 | 12 | |

BOWL HISTORY

Bulldogs Dispatch Texas A&M

For Independence Bowl Victory

The Georgia Bulldogs closed out the 2009 football season in dominant fashion as they defeated Texas A&M 44-20 in the AdvoCare V100 Independence Bowl in front of 49,653 fans in Shreveport, Louisiana. The win capped Georgia's season on a positive note. After the Aggies tied the game early in the third quarter, Georgia scored 30 unanswered points en route to posting its national-leading 13th-straight eight-win season. The 44 points was a Bulldog bowl record as Georgia finished 8-5 while the Aggies fell to 6-7.

Freshman tailback Washaun Ealey and sophomore tailback Caleb King paced the ground attack for the Bulldogs. The game, which was scoreless for nearly the entire first half, had a furious finish. A&M receiver Jamie McCoy caught a 15-yard score with 2:33 remaining in the first half, but Georgia sophomore cornerback Brandon Boykin returned his third kickoff of the year for an 81-yard touchdown to even the score.

A Bacarri Rambo blocked punt was recovered by Vance Cuff at Texas A&M's two yard line, which allowed King to punch in a quick score to make it 14-7 going into half. Red-shirt sophomore tight end Aron White caught two Joe Cox touchdown passes in the second half.

Georgia's defense, coached by defensive line coach Rodney Garner and graduate assistants Mitch Doolittle and Todd Hartley, was led by sophomore linebacker Marcus Dowtin, who had nine tackles. Junior linebacker Rennie Curran had eight, and junior safety Reshad Jones had five tackles and an interception.



Worth Noting...

- Game captains were Joe Cox, Jeff Owens, Rennie Curran, Michael Moore and Prince Miller.
- Georgia's 44 points was a bowl record, eclipsing the previous high of 41 in the win over Hawaii in the 2008 Sugar Bowl. Georgia tied its bowl record for TDs with six, matching the 1942 Orange Bowl champion Bulldogs, a 40-26 win over TCU.
- Georgia tight end Aron White (offense) and defensive tackle Geno Atkins (defense) earned Bowl MVP honors on offense and defense. White tied a bowl record with 2 TD catches while Atkins blocked a field goal and finished with three tackles and one sack.
- Georgia sophomore Brandon Boykin set a school record and tied the SEC record with three kickoff returns for a TD in a season. Boykin now shares the SEC record with Willie Gault (Tennessee, 1980).

| | | | | | | |
|-----------|---|----|----|----|---|----|
| Texas A&M | 0 | 7 | 7 | 6 | = | 20 |
| Georgia | 0 | 14 | 10 | 20 | = | 44 |

TAMU-Jamie McCoy 15 yd pass from Jerrod Johnson (Randy Bullock kick), 2:33 2Q
 GA-Brandon Boykin 81 yd kickoff return (Blair Walsh kick), 2:22 2Q
 GA-Caleb King 2 yd run (B. Walsh kick), 1:22 2Q
 TAMU-Christine Michael 14 yd run (R. Bullock kick), 12:36 3Q
 GA-B. Walsh 49 yd field goal, 9:25 3Q
 GA-Aron White 24 yd pass from Joe Cox (B. Walsh kick), 7:49 3Q
 GA-A. White 2 yd pass from J. Cox (B. Walsh kick), 13:19 4Q
 GA-C. King 1 yd run (B. Walsh kick), 9:47 4Q
 GA-Shaun Chapas 5 yd run (Andrew Jensen kick failed), 4:29 4Q
 TAMU-Howard Morrow 5 yd pass from J. Johnson (J. Johnson pass failed), 1:13 4Q

Mark Richt Said...

"I'm very, very proud of our team. I'm very proud of our seniors. I'm very thankful for the job that they did. I'm so glad that we were able to send our seniors off with some true style. Also, I think we probably need to start out by saying what a fantastic job our defensive coaches did. Coach (Rodney) Garner leading the way with our young graduate assistant coaches Mitch Doolittle and Todd Hartley. Really, everybody on that side of the ball kind of moved up to the next level of coaching responsibility."

GAME STATISTICS

| | TAMU | UGA |
|-------------------------------|--------------|--------------|
| First Downs | 26 | 17 |
| Rushing: Att.-Yards | 33-109 | 40-208 |
| Passing: Comp.-Att.-Yds.-Int | 29-59-362-2 | 15-28-158-1 |
| Total Plays-Total Net Yards | 92-471 | 68-366 |
| Fumbles: Number-Lost | 3-0 | 0-0 |
| Penalties: Number-Yards | 7-65 | 6-39 |
| Punts: Number-Yards (Avg.) | 7-206 (29.4) | 6-249 (41.5) |
| Kickoff Returns: Number-Yards | 8-157 | 2-107 |
| Time of Possession | 27:59 | 32:01 |
| Third Down Conversions | 10-of-20 | 7-of-15 |
| Fourth Down Conversions | 0-of-2 | 0-of-0 |
| Sacks By: Number-Yards | 0-0 | 2-12 |

STATISTICAL LEADERS

| | Att. | Yds. | TD | Long |
|------------------|------|-------|------|------|
| Rushing | | | | |
| Michael (TAMU) | 15 | 77 | 1 | 14 |
| Ealey (GA) | 13 | 78 | 0 | 27 |
| Passing | Att. | Comp. | Yds. | TD |
| Johnson (TAMU) | 58 | 29 | 362 | 2 |
| Cox (GA) | 28 | 15 | 158 | 2 |
| Receiving | Rec. | Yds. | TD | Long |
| Fuller (TAMU) | 7 | 102 | 0 | 25 |
| Green (GA) | 6 | 57 | 0 | 16 |
| Punting | No. | Yds. | Avg. | Long |
| Epperson (TAMU) | 5 | 182 | 36.4 | 41 |
| Butler (GA) | 6 | 249 | 41.5 | 45 |
| Tackles | UT | AT | Tot. | |
| Hodges (TAMU) | 5 | 4 | 9 | |
| Dowtin (GA) | 5 | 4 | 9 | |

BOWL HISTORY

No. 24 UCF Edges Bulldogs In

2010 Liberty Bowl

The Bulldogs (6-7) snapped a four-game bowl winning streak by losing to #24 Central Florida in the AutoZone Liberty Bowl, marking Georgia's first postseason loss since the 2006 Sugar Bowl.

UCF's Latavius Murray scored on a 10-yard touchdown run with 9:01 left, and the Knights held on to beat Georgia 10-6 and cap the best season in school history with the program's first postseason victory.

The Bulldogs had the ball last and converted two fourth downs before Kemal Ishmael knocked down Aaron Murray's final long throw into the end zone as time expired.

In his final attempt, Murray rolled to his left and heaved the ball into the end zone, but Ishmael knocked it to the ground with one hand to clinch the victory.

Latavius Murray finished with 104 yards on 18 carries and the Knights' defense helped slow Georgia's offensive attack.

The Knights held Georgia to 280 yards total offense, well below the Bulldogs' average of 393.8. UCF senior captain Bruce Miller had 1 1/2 sacks in the fourth quarter, including one on the final drive.



The Bulldogs got the ball back three times after Murray's TD. They went three-and-out on the first two, and Georgia got the ball back for the final time with 2:20 left.

The Bulldogs also started both halves driving down field easily before bogging down and settling for field goals of 20 and 41 yards by Blair Walsh. These teams went to halftime tied at 3-3 after a first half in which both Georgia and UCF wasted chances at the end zone.

Worth Noting...

- Game captains were Clint Boling, Shaun Chapas, Akeem Dent and Drew Butler.
- Georgia's bowl winning streak was snapped at four, and the six points was its lowest output in a bowl game since the 1977 Sugar Bowl loss to Pittsburgh (27-3). The Bulldogs end the season at 6-7, their first losing season since 1996 in Jim Donnan's first year at the helm.
- Junior A.J. Green (offense) and junior Brandon Boykin (defense) earned the Outstanding Offensive and Defensive Player of the Game awards for Georgia as voted on by the media. Green finished with eight catches for 77 yards while Boykin had three tackles, one interception and three kickoff returns for 38 yards.
- Due to a gastrointestinal condition, Bulldog mascot Uga VIII did not attend the game. "Russ," who was a substitute mascot for the final two games of the 2009 season and the first six contests in 2010, filled in at the bowl game.

| | | | | | | |
|---------|---|---|---|---|---|----|
| Georgia | 3 | 0 | 3 | 0 | = | 6 |
| UCF | 0 | 3 | 0 | 7 | = | 10 |

GA-Blair Walsh 20 yd field goal, 2:02 1Q

UCF-Nick Cattoi 22 yd field goal, 0:33 2Q

GA-Blair Walsh 41 yd field goal, 9:23, 3Q

UCF-Latavius Murray 10 yd run (Nick Cattoi kick), 9:01 4Q

Mark Richt Said...

"The only thing you can do at this point is congratulate Coach (George) O'Leary and UCF, and they've certainly earned that (win) tonight. They did a great job; they certainly played great defense. They made plays offensively and on special teams. It was outstanding; a really hard fought football game if you like defense. I think the turnovers were pretty much a wash. Both teams had a couple. I don't think either team had one in the second half. They just did what they had to do when they needed it most. It wasn't a lack of energy or effort on our guys' part. That's all I can say again--is to congratulate them."

GAME STATISTICS

| | UGA | UCF |
|-------------------------------|--------------|--------------|
| First Downs | 19 | 16 |
| Rushing: Att.-Yards | 32-82 | 30-124 |
| Passing: Comp.-Att.-Yds.-Int | 21-38-198-2 | 16-30-117-2 |
| Total Plays-Total Net Yards | 70-280 | 60-241 |
| Fumbles: Number-Lost | 1-0 | 0-0 |
| Penalties: Number-Yards | 5-35 | 3-30 |
| Punts: Number-Yards (Avg.) | 5-213 (42.6) | 6-250 (41.7) |
| Kickoff Returns: Number-Yards | 3-38 | 2-35 |
| Time of Possession | 32:30 | 27:30 |
| Third Down Conversions | 3-of-14 | 3-of-10 |
| Fourth Down Conversions | 2-of-3 | 0-of-0 |
| Sacks By: Number-Yards | 0-0 | 3-29 |

STATISTICAL LEADERS

| | Att. | Yds. | TD | Long |
|------------------|------|-------|------|------|
| Rushing | | | | |
| Ealey (GA) | 16 | 60 | 0 | 12 |
| Murray (UCF) | 18 | 104 | 1 | 18 |
| Passing | Att. | Comp. | Yds. | TD |
| Murray (GA) | 38 | 21 | 198 | 0 |
| Gilbert (UCF) | 29 | 16 | 117 | 0 |
| Receiving | Rec. | Yds. | TD | Long |
| Green (GA) | 8 | 77 | 0 | 18 |
| Watters (UCF) | 6 | 57 | 0 | 14 |
| Punting | No. | Yds. | Avg. | Long |
| Butler (GA) | 5 | 213 | 42.6 | 50 |
| Clingan (UCF) | 6 | 250 | 41.7 | 56 |
| Tackles | UT | AT | Tot. | |
| Houston (GA) | 7 | 3 | 10 | |
| Ishmael (UCF) | 7 | 4 | 11 | |

BOWL HISTORY

No. 12 MSU Rallies Past Bulldogs

In 2012 Outback Bowl

The Georgia Bulldogs dropped a 33-30 decision to Michigan State in a thrilling three-overtime game in the Outback Bowl in front of 49,429 fans and a nationally televised ABC audience.

Georgia concluded its season with a 10-4 record, while Michigan State finished 11-3. The Bulldogs are now 26-18-3 in bowl games, including a 7-4 mark under head coach Mark Richt.

Bulldog junior Tavarres King set a school-record with 205 yards receiving on six catches, including a career-long 80-yard TD. Senior defensive back Brandon Boykin, who was named the MVP of the game, forced a safety, returned a punt 92 yards for a TD and scored on a 13-yard run. Alec Ogletree led the Bulldogs with 13 tackles, including 12 solo stops.

Spartan quarterback Kirk Cousins was 27-of-50 for 300 yards while Brian Linthicum led the team with 115 yards on seven catches. Le'veon Bell finished with 88 all-purpose yards.



Georgia got on the board first after Boykin tackled Keshawn Martin for a safety. Georgia scored two touchdowns in 87 seconds to extend its lead to 16-0 with just over three minutes left in the first half. MSU took its first lead of the contest with 8:22 left in the game when Cousins found Keith Nichol for a touchdown. The Spartans were unable to complete the two-point conversion, resulting in a 20-19 game. Georgia answered on the ensuing drive, marching 81 yards on six plays in 1:38. The drive was highlighted by a 53-yard reception by King. Boykin found the end zone for the second time three plays later. Murray found Malcolm Mitchell for the two-point conversion that made it a 27-20 game. With 2:06 left, Cousins orchestrated a 10-play 85-yard drive that tied the game at 27-27 with under a minute to play to send it into overtime. After an interception by Bacarri Rambo on MSU's first possession, Georgia senior Blair Walsh missed a 42-yard field goal to send it to another overtime. Both teams exchanged field goals. The Spartans opened the third overtime with a field goal that gave them a 33-30 lead. Georgia had a chance to tie it again, but its 47-yard field goal attempt was blocked, sealing the win for the Spartans.

Worth Noting...

- Game captains were Brandon Boykin, Drew Butler, Orson Charles, Cordy Glenn, Ben Jones and Jarvis Jones
- Georgia fell to 4-4 all-time in overtime games including 2-1 in bowl games.
- Senior Brandon Boykin earned Outback Bowl MVP honors, seeing action on offense, defense and special teams. He raced 92 yards for his first career punt return touchdown, which was a Bulldog bowl and Outback Bowl record. He caught a 13-yard TD and tackled an Spartan for a safety on MSU's first drive.
- Senior Blair Walsh set the Georgia and SEC record for most career points with 412. He set the mark with a 47-yarder in the second overtime for a 30-27 lead. He missed a 42-yarder that would've won in the first OT and then had one blocked in the 3rd OT that ended the game.
- Junior Tavarres King had a Georgia school and bowl record 205 receiving yards on six catches including an 80-yard TD.

| | | | | | |
|---------|---|----|----|----|------------|
| MSU | 0 | 0 | 14 | 13 | 0-3-3 = 33 |
| Georgia | 2 | 14 | 0 | 11 | 0-3-0 = 30 |

GA-TEAM Safety-Brandon Boykin, 12:07 1Q

GA-Tavarres King 80 yd pass from Aaron Murray (Blair Walsh kick), 3:06 2Q

GA-Brandon Boykin 92 yd punt return (Walsh kick), 1:39 2Q

MSU-Le'veon Bell 8 yd run (B. Linthicum pass from Kirk Cousins), 7:52 3Q

MSU-Darqueze Dennard 38 yd interception return (Cousins pass failed), 1:47 3Q

GA-B. Walsh 32 yd field goal, 9:58, 4Q

MSU-Keith Nichol 7 yd pass from Cousins (Cousins pass failed), 8:22, 4Q

GA-B. Boykin 13 yd pass from A. Murray (M. Mitchell pass from Murray), 6:44, 4Q

MSU-L. Bell 1 yd run (Dan Conroy kick), 0:14, 4Q

GA-B. Walsh 47 yd field goal, 2nd OT

MSU-D. Conroy 35 yd field goal, 2nd OT

MSU-D. Conroy 28 yd field goal, 3rd OT

Mark Richt Said...

"We didn't execute the way that we should have at times, but credit Michigan State. We had a chance late in the game to get a first down and then the game would have been over. We hurt ourselves. Aaron Murray had to throw the ball a little quicker than he wanted to, but credit MSU's defense for coming out and pressuring him. Michigan State came prepared to win this game and earned every bit of the win."

GAME STATISTICS

| | UGA | MSU |
|-------------------------------|--------------|--------------|
| First Downs | 15 | 15 |
| Rushing: Att.-Yards | 39-51 | 29-73 |
| Passing: Comp.-Att.-Yds.-Int | 20-32-288-2 | 28-51-318-3 |
| Total Plays-Total Net Yards | 71-339 | 80-391 |
| Fumbles: Number-Lost | 1-1 | 0-0 |
| Penalties: Number-Yards | 5-15 | 8-50 |
| Punts: Number-Yards (Avg.) | 7-306 (43.7) | 8-401 (50.1) |
| Kickoff Returns: Number-Yards | 5-294 | 6-366 |
| Time of Possession | 31:34 | 28:26 |
| Third Down Conversions | 6-of-18 | 6-of-20 |
| Fourth Down Conversions | 0-of-1 | 0-of-0 |
| Sacks By: Number-Yards | 1-6 | 4-16 |

STATISTICAL LEADERS

| | Att. | Yds. | TD | Long |
|------------------|------|------|------|------|
| Rushing | | | | |
| Malcome (GA) | 12 | 51 | 0 | 21 |
| Bell (MSU) | 17 | 48 | 2 | 8 |
| Passing | | | | |
| Murray (GA) | 32 | 20 | 288 | 2 |
| Cousins (MSU) | 50 | 27 | 300 | 1 |
| Receiving | | | | |
| King (GA) | 6 | 205 | 1 | 80 |
| Linthicum (MSU) | 7 | 115 | 0 | 50 |
| Punting | | | | |
| Butler (GA) | 7 | 306 | 43.7 | 53 |
| Sadler (MSU) | 8 | 401 | 50.1 | 57 |
| Tackles | | | | |
| Ogletree (GA) | 12 | 1 | 13 | |
| Gholston (MSU) | 7 | 0 | 7 | |

BOWL HISTORY

Bulldogs Power Past Nebraska In 2013 Capital One Bowl

The No. 5 Georgia Bulldogs handed the 21st-ranked Nebraska Cornhuskers a 45-31 loss in front of 59,712 fans and a nationally televised ABC audience in the Capital One Bowl. The Bulldogs finished the season with a 12-2 record, which included a 7-1 mark in the Southeastern Conference and an SEC Eastern Division Title. The 2012 squad becomes just the third team in school history to finish with 12 wins in a season.

Aaron Murray finished with 427 yards and five TDs on 18-for-33 passing, setting Georgia bowl records in TD passes, yards and the longest TD pass. Tavarres King was Murray's top target, picking up 104 yards and a TD on four catches.

For the second time in as many bowl games, Georgia took a 2-0 lead on a safety with 11:49 on the clock. A blocked punt set up the safety, as the ball went through the back of the end zone for the score. On the second Georgia drive of the game, Murray led the Bulldogs on an 80-yard drive that was capped off by a 29-yard completion to Lynch.

Nebraska answered with a pair of TDs to take a 14-9 lead, but the lead didn't last, as Gurley rushed for a 24-yard TD. The Huskers responded with a six-play, 44-yard drive that resulted in a 39-yard field goal that made it a 23-17 game midway through the second quarter. After a Georgia three-and-out, Nebraska took a 24-23 lead on a 16-yard pass to Rex Burkhead.

On the opening drive of the second half, Nebraska scored on a two-yard TD run by Burkhead that extended Nebraska's lead to 31-23. Georgia answered on the following drive with a 49-yard touchdown grab by Conley. Looking to tie the game, Murray found Rhett McGowan at the goal line to complete the two-point conversion. Georgia scored TDs on its next two possessions to take a 45-31 lead and seal the bowl victory.



| | | | | | | |
|----------|----|----|---|----|---|----|
| Georgia | 16 | 7 | 8 | 14 | = | 45 |
| Nebraska | 14 | 10 | 7 | 0 | = | 31 |

GA - Team safety, 11:31 1Q

GA - Arthur Lynch 29-yard pass from A. Murray (M. Morgan kick), 07:54 1Q

NEB - Jamal Turner 14-yard pass from T. Martinez (B. Maher kick), 04:42 1Q

NEB - Will Compton 24-yard interception return (Brett Maher kick), 04:15 1Q

GA - Tavarres King 75-yard pass from A. Murray (M. Morgan kick), 04:04 1Q

GA - Todd Gurley 24-yard run (M. Morgan kick), 10:33 2Q

NEB - Brett Maher 39-yard field goal, 08:48 2Q

NEB - Rex Burkhead 16-yard pass from T. Martinez (B. Maher kick), 04:43 2Q

NEB - Rex Burkhead 2-yard run (Brett Maher kick), 09:42 3Q

GA - C. Conley 49-yard pass from A. Murray (R. McGowan pass from A. Murray), 07:26 3Q

GA - Keith Marshall 24-yard pass from A. Murray (M. Morgan kick), 14:52 4Q

GA - Chris Conley 87-yard pass from A. Murray (M. Morgan kick), 11:03 4Q

Mark Richt Said...

"It's really fun to win one of these. We had lost our last two bowl games, so we were kind of getting tired of that. We worked so hard to continue to get better, and this year we had another really good season with the SEC East. So now, we wanted to win this bowl to maybe prove to ourselves that we're one of the better teams in the country, so I'm just really thankful for the victory."

Worth Noting...

- The Bulldogs became just the third team in school history to register at least 12 wins in a single season.
- Georgia improved to 27-18-3 in bowls and marked the Bulldogs' record 16th consecutive trip to the postseason.
- Georgia's 45 points was a new bowl record, as the old mark stood at 44 points in the 2009 Independence Bowl victory over Texas A&M.
- Jarvis Jones recorded two sacks in the game to give him a school record 14.5 on the year. He also set a school record with 24.5 TFL in a single season, breaking the previous mark of 23.5 set by David Pollack in 2002. Pollack held the previous single-season sack record, as well (13.5).
- QB Aaron Murray threw a school record-tying five TD passes in the game. The five TD passes, plus 427 passing yards and an 87-yard TD pass to WR Chris Conley, were all Georgia bowl records.
- Captains were seniors Tavarres King (FLK), Shawn Williams (SS) and Ty Frix (SN), plus juniors Aaron Murray (QB) and Jarvis Jones (OLB).

GAME STATISTICS

| | UGA | NEB |
|--------------------------------------|-------------|-------------|
| First Downs | 23 | 26 |
| Rushing: Att.-Yards | 38-162 | 52-239 |
| Passing: Comp.-Att.-Yds.-Int | 18-33-427-2 | 16-27-204-2 |
| Total Plays-Total Net Yards | 71-589 | 79-443 |
| Fumbles: Number-Lost | 0-0 | 1-1 |
| Penalties: Number-Yards | 7-76 | 8-69 |
| Punts: Number-Yards (Avg.) | 39.0 | 34.0 |
| Kickoff Returns: Number-Yards (Avg.) | 3-41 (13.7) | 4-90 (22.5) |
| Time of Possession | 27:33 | 32:27 |
| Third Down Conversions | 12-of-17 | 8-of-16 |
| Fourth Down Conversions | 0-of-1 | 0-of-1 |
| Sacks By: Number-Yards | 5-26 | 2-8 |

STATISTICAL LEADERS

| | Att. | Yds. | TD | Long |
|------------------|------|------|------|------|
| Rushing | | | | |
| Burkhead (NEB) | 24 | 142 | 2 | 28 |
| Gurley (GA) | 23 | 125 | 1 | 24 |
| Passing | | | | |
| Martinez (NEB) | 27 | 16 | 204 | 2 |
| Murray (GA) | 33 | 18 | 427 | 5 |
| Receiving | | | | |
| Bell (NEB) | 4 | 60 | 0 | 35 |
| King (GA) | 3 | 104 | 1 | 75 |
| Punting | | | | |
| Maher (NEB) | 3 | 136 | 45.3 | 48 |
| Barber (GA) | 3 | 117 | 39.0 | 48 |
| Tackles | | | | |
| Compton (NEB) | 6 | 3 | 9 | |
| A. Ogletree (GA) | 7 | 4 | 11 | |

BOWL HISTORY

Nebraska Holds Off Bulldog Rally For 2014 Gator Bowl Win

The No. 23 Georgia Bulldogs sustained a 24-19 loss to the Nebraska Cornhuskers in the TaxSlayer.com Gator Bowl in front of 60,712 fans and a national ESPN audience.

After a scoreless first quarter, Hutson Mason led Georgia on an 12-play, 38-yard drive that resulted in a Marshall Morgan 39-yard field goal. Nebraska, however, took advantage of a fumbled punt return by the Bulldogs to take a 7-3 lead with 9:05 left in the second quarter. The teams traded field goals to complete first-half scoring with the Huskers holding a 10-9 advantage.

Nebraska forged ahead 24-12 by scoring touchdowns on its first two possessions of the second half. The latter came on a 99-yard pass from Tommy Armstrong, Jr. to Quincy Enunwa with 4:58 left in the third quarter, moments after the Georgia defense had nearly scored with a sack and fumble at the Huskers' goal line.

Georgia scored its first touchdown of the game at the start of the fourth quarter. With the Bulldogs at the 25-yard line, Mason hooked up with Gurley for a catch and run that made it a 24-19 game.

Then late in the fourth quarter, the Bulldogs looked to take the lead late, twice driving inside the Nebraska 20.

Georgia was unable to convert on either fourth down, however, allowing Nebraska to come away with the victory.



Worth Noting...

- Game captains were seniors Arthur Lynch, Garrison Smith and Connor Norman.
- For the eighth time this year, Georgia played a game where the final margin was five points or less, and the Bulldogs went 4-4 in these tight contests.
- Bulldog sophomore Todd Gurley ran for a team-high 86 yards plus led the team with seven catches for a career-high 97 yards and had Georgia's only touchdown. He was named the Georgia MVP of the game.
- Georgia sophomore placekicker Marshall Morgan accounted for nine points in the first half and 13 total to pace the Bulldogs. He tied a Bulldog bowl record with four field goals

| | | | | | | |
|----------|---|----|----|---|---|----|
| Nebraska | 0 | 10 | 14 | 0 | = | 24 |
| Georgia | 0 | 9 | 3 | 7 | = | 19 |

GA - Marshall Morgan 38-yard field goal, 10:37 2Q
 NEB - Quincy Enunwa 5-yard pass from T. Armstrong (Pat Smith kick), 09:05 2Q
 GA - Marshall Morgan 28-yard field goal, 06:53 2Q
 NEB - Pat Smith 46-yard field goal, 03:18 2Q
 GA - Marshall Morgan 38-yard field goal, 00:00 2Q
 NEB - Ameer Abdullah 1-yard run, 10:08 3Q
 GA - Marshall Morgan 30-yard field goal, 06:32 3Q
 NEB - Q. Enunwa 99-yard pass from T. Armstrong (Pat Smith kick), 04:58 3Q
 GA - Todd Gurley 25-yard pass from Hutson Mason (M. Morgan kick), 14:49 4Q

Mark Richt Said...

"Well, we came close. I'm proud of our team, and I'm going to miss our seniors. They are great guys, guys that really poured their lives into it as well as everyone else. Everybody else that's left is going to get better. I'm looking forward to a really outstanding 2014. Games like this are hardfought. I don't think anybody wants to go out there and slosh around, have a bunch of rain coming down, all slick, all that kind of thing. It makes it tougher to execute in the passing game, but you have to credit Nebraska for making plays."

GAME STATISTICS

| | UGA | NEB |
|-------------------------------|--------------|--------------|
| First Downs | 22 | 14 |
| Rushing: Att.-Yards | 43-96 | 43-144 |
| Passing: Comp.-Att.-Yds.-Int | 21-39-320-1 | 6-16-163-1 |
| Total Plays-Total Net Yards | 82-416 | 59-307 |
| Fumbles: Number-Lost | 3-1 | 1-0 |
| Penalties: Number-Yards | 7-42 | 6-50 |
| Punts: Number-Yards (Avg.) | 4-151 (37.8) | 7-271 (38.7) |
| Kickoff Returns: Number-Yards | 3-93 | 5-90 |
| Time of Possession | 33:24 | 26:36 |
| Third Down Conversions | 7-of-19 | 4-of-13 |
| Fourth Down Conversions | 2-of-4 | 0-of-0 |
| Sacks By: Number-Yards | 1-8 | 4-31 |

STATISTICAL LEADERS

| | Att. | Yds. | TD | Long |
|------------------|------|------|------|------|
| Rushing | | | | |
| Abdullah (NEB) | 27 | 122 | 1 | 14 |
| Gurley (GA) | 21 | 86 | 0 | 16 |
| Passing | | | | |
| Armstrong (NEB) | 6 | 14 | 163 | 2 |
| Mason (GA) | 21 | 39 | 320 | 1 |
| Receiving | | | | |
| Enunwa (NEB) | 4 | 129 | 2 | 99 |
| Gurley (GA) | 7 | 97 | 1 | 30 |
| Punting | | | | |
| Foltz (NEB) | 7 | 271 | 38.7 | 54 |
| Erickson (GA) | 4 | 151 | 37.8 | 39 |
| Tackles | | | | |
| Cooper (NEB) | 10 | 0 | 19 | |
| Floyd (GA) | 6 | 1 | 6.5 | |