







SENIORS





JUNIORS



SOPHOMORES



**TEXAS TECH
RECORD BOOK**



FRESHMEN



RED RAIDERS HEAD COACHES



PAT KNIGHT



BOB KNIGHT



JAMES DICKEY



GERALD MYERS




BOB BASS



GENE GIBSON




POLK ROBISON



BERL HUFFMAN



VIRGIL BALLARD



DELL MORGAN




W.L. GOLIGHTLY



VICTOR PAYNE

Texas Tech's Coaching Records

Coach	Years (Seasons)	All Games			Conference Games		
		Won	Lost	Pct.	Won	Lost	Pct.
Pat Knight	2008-present	18	26	.409	7	20	.259
Bob Knight	2001-2008 (6 2/3)	138	82	.627	53	49	.520
James Dickey	1991-2001 (10)	164	123	.571	75	75	.500
Gerald Myers	1971-91 (20.5)	326	261	.555	180	142	.559
Bob Bass	1969-71 (1.5)	22	15	.595	9	6	.600
Gene Gibson	1961-69 (8)	101	91	.526	66	46	.589
Polk Robison	1942-46, 1947-61 (18)	248	195	.560	34	22	.607
Berl Huffman	1935-42, 1946-47 (8)	116	72	.617	48	26	.649
Virgil Ballard	1934-35 (1)	14	10	.583	9	1	.900
Dell Morgan	1931-34 (3)	42	27	.609	15	1	.938
W.L. Golightly	1930-31 (1)	11	9	.550	—	—	—
Victor Payne	1927-30 (3)	31	21	.596	—	—	—
Grady Higgenbotham	1925-27 (2)	14	18	.438	—	—	—
OVERALL		1245	950	.567	496	388	.561



GRADY HIGGENBOTHAM



TEXAS TECH YEAR-BY-YEAR



Coaches Bob and Pat Knight were on the bench together for 220 Red Raider games.



With Texas Tech's 68-53 homecourt win over Texas A&M (#9) on January 16, 2008, Coach Bob Knight became the only NCAA Men's Division 1 coach to achieve 900 career wins.




Pat Knight's first home game as the Red Raider head coach was an 84-75 victory over nationally ranked Kansas State (#18) on February 13, 2008.

Year	Record	Conference/Finish	Head Coach
1925-26	6-8	Not in Conference	Grady Higgenbotham
1926-27	8-10	Not in Conference	Grady Higgenbotham
1927-28	9-7	Not in Conference	Victor Payne
1928-29	9-8	Not in Conference	Victor Payne
1929-30	13-6	Not in Conference	Victor Payne
1930-31	11-9	Not in Conference	W.L. Golightly
1931-32	9-14	Not in Conference	Dell Morgan
1932-33	15-8	Border: 8-0/1st	Dell Morgan
1933-34	18-5	Border: 7-1/1st	Dell Morgan
1934-35	14-10	Border: 9-1/1st	Virgil Ballard
1935-36	10-10	Border: 8-6/3rd	Berl Huffman
1936-37	18-7	Border: 8-6/2nd	Berl Huffman
1937-38	9-13	Border: 7-7/5th tie	Berl Huffman
1938-39	13-6	Border: 13-3/2nd	Berl Huffman
1939-40	21-7	Not in Conference	Berl Huffman
1940-41	19-6	Not in Conference	Berl Huffman
1941-42	16-11	Border: 12-4/2nd	Berl Huffman
1942-43	13-10	Border: 9-7/5th	Polk Robison
1943-44	5-18	Not in Conference	Polk Robison
1944-45	10-14	Border: 7-6/5th	Polk Robison
1945-46	12-9	Border: 6-4/4th	Polk Robison
1946-47	10-12	Border: 8-8/5th tie	Berl Huffman
1947-48	16-12	Border: 10-6/2nd	Polk Robison
1948-49	21-9	Border: 11-5/2nd	Polk Robison
1949-50	14-12	Border: 8-8/5th	Polk Robison
1950-51	14-14	Border: 10-6/3rd	Polk Robison
1951-52	14-10	Border: 9-5/3rd	Polk Robison
1952-53	12-10	Border: 9-5/3rd	Polk Robison
1953-54	21-5	Border: 11-1/1st	Polk Robison
1954-55	18-7	Border: 9-3/1st tie	Polk Robison
1955-56	12-12	Border: 8-4/1st	Polk Robison
1956-57	12-11	SWC Member Elect	Polk Robison
1957-58	15-8	SWC: 8-6/3rd tie	Polk Robison
1958-59	15-9	SWC: 8-6/3rd	Polk Robison
1959-60	10-14	SWC: 7-7/4th tie	Polk Robison
1960-61	14-11	SWC: 11-3/1st	Polk Robison
1961-62	19-8	SWC: 11-3/1st tie	Gene Gibson
1962-63	6-17	SWC: 6-8/4th tie	Gene Gibson
1963-64	16-7	SWC: 11-3/2nd	Gene Gibson
1964-65	17-6	SWC: 12-2/1st (ineligible)	Gene Gibson
1965-66	13-11	SWC: 8-6/3rd	Gene Gibson
1966-67	9-15	SWC: 7-7/5th	Gene Gibson

Year	Record	Conference/Finish	Head Coach
1967-68	10-14	SWC: 5-9/7th tie	Gene Gibson
1968-69	11-13	SWC: 6-8/4th tie	Gene Gibson
1969-70	14-10	SWC: 8-6/3rd tie	Bob Bass
1970-71	16-10	SWC: 9-5/3rd	Bob Bass/Gerald Myers
1971-72	14-12	SWC: 8-6/5th	Gerald Myers
1972-73	19-8	SWC: 12-2/1st	Gerald Myers
1973-74	17-9	SWC: 10-4/2nd tie	Gerald Myers
1974-75	18-8	SWC: 11-3/2nd tie	Gerald Myers
1975-76	25-6	SWC: 13-3/2nd	Gerald Myers
1976-77	20-9	SWC: 12-4/3rd	Gerald Myers
1977-78	19-10	SWC: 10-6/4th	Gerald Myers
1978-79	19-11	SWC: 9-7/4th tie	Gerald Myers
1979-80	16-13	SWC: 8-8/4th tie	Gerald Myers
1980-81	15-13	SWC: 8-8/4th tie	Gerald Myers
1981-82	17-11	SWC: 8-8/6th	Gerald Myers
1982-83	12-19	SWC: 7-9/6th	Gerald Myers
1983-84	17-12	SWC: 10-6/4th	Gerald Myers
1984-85	23-8	SWC: 12-4/1st	Gerald Myers
1985-86	17-14	SWC: 9-7/5th	Gerald Myers
1986-87	15-14	SWC: 9-7/3rd tie	Gerald Myers
1987-88	9-19	SWC: 4-12/7th tie	Gerald Myers
1988-89	13-15	SWC: 8-8/4th tie	Gerald Myers
1989-90	5-22	SWC: 0-16/9th	Gerald Myers
1990-91	8-23	SWC: 4-12/7th tie	Gerald Myers
1991-92	15-14	SWC: 6-8/5th	James Dickey
1992-93	18-12	SWC: 6-8/5th	James Dickey
1993-94	17-11	SWC: 10-4/2nd tie	James Dickey
1994-95	20-10	SWC: 11-3/1st tie	James Dickey
1995-96	28-1	SWC: 14-0/1st	James Dickey
1996-97	19-9	Big 12: 10-6/12th*	James Dickey
1997-98	13-14	Big 12: 7-9/7th tie	James Dickey
1998-99	13-17	Big 12: 5-11/11th	James Dickey
1999-00	12-16	Big 12: 3-13/11th	James Dickey
2000-01	9-19	Big 12: 3-13/12th	James Dickey
2001-02	23-9	Big 12: 10-6/3rd tie	Bob Knight
2002-03	22-13	Big 12: 6-10/7th tie	Bob Knight
2003-04	23-11	Big 12: 9-7/5th-tie	Bob Knight
2004-05	22-11	Big 12: 10-6/4th	Bob Knight
2005-06	15-17	Big 12: 6-10/7th-tie	Bob Knight
2006-07	21-13	Big 12: 9-7/5th	Bob Knight
2007-08	16-15	Big 12: 7-9 /7th-tie	Bob Knight/Pat Knight
2008-09	14-19	Big 12: 3-13 /11th	Pat Knight

TEXAS TECH RECORD BOOK


TEXAS TECH'S 1,000-POINT SCORERS



1. Andre Emmett (Dallas, Texas, 2001-04) 2,256 points

As a senior, Andre scored 701 points in thirty-four games for a team leading 20.6 ppg...has a career total of 2,256 points and is the Texas Tech All-Time Scoring Leader... Rick Bullock established the previous all-time scoring mark with 2,118 points from 1972/73 through 1975/76 seasons. Andre is the first player in Big 12 history to be named to the All-Big 12 First Team for three consecutive seasons. Andre was selected the Phillips 66 Big 12 Player of the Week five times as a senior. (A media panel chooses POW and ROW honors.) For the three-time first-team all-conference performer, this marked the sixth time Emmett had earned Phillips 66 Big 12 Player of the Week honors. For the week of January 4-10, 2004, Sporting News magazine selected Andre as their national player of the week. He led the Big 12 in scoring (All-games and Conference-only games) for two seasons. In the 2002-2003 season, Andre averaged 21.8 ppg over 34 games and 21.8 ppg in 16 conference games. As a senior, Andre topped the league with 20.6 ppg over 34 games and averaged 20.2 ppg for the 16-game conference schedule. On February 18, 2004, the National Association of Basketball Coaches released their Division 1 All-District Teams recognizing the country's best men's collegiate basketball student-athletes. Selected and voted on by member coaches of the NABC, Texas Tech's Andre Emmett was selected to the First Team in District 9 and to their All-America First Team. The USBWA selected Andre to their All-America First Team. Andre was also named a John R. Wooden All-America Award winner. The Associated Press and Sporting News each named Andre to their Second Team among their All-America Team selections.


Season	G	FG	FGA	Pct.	FT	FTA	Pct.	Reb.	Avg.	PF	TP	Avg.
2000-01	28	83	210	.395	31	49	.633	102	3.6	24	215	7.7
2001-02	32	242	466	.519	106	157	.675	212	6.6	48	599	18.7
2002-03	34	297	595	.499	136	191	.712	226	6.6	51	741	21.8
2003-04	34	260	494	.526	165	226	.730	225	6.6	49	701	20.6
TOTALS	128	882	1765	.500	438	623	.703	765	6.0	172	2,256	17.6



2. Jarius Jackson (Monroe, LA • 2003-07) 2,221 points

Jay completed his four-year Red Raider career as the second leading scorer in Texas Tech and Big 12 Conference history...passed Ronald Ross for the top spot in Red Raider career games played with 133 games...scored 30+ points five times with a career best of 41 points in 2006 against Nebraska...2nd in Big 12 Conference scoring (all games) as senior (19.9 ppg)...All-Big 12 First Team in 2005-2006 and 2006-2007...USWBA 2006 and 2007 All-District 7 Award...2007 NABC All District 9 First Team...averaged a Big 12 best of 40 minutes per game in the 2006-2007 season – up from 39.5 mpg as a junior...made 232-of-554 (.419) three-point attempts over his career...Jay led the Big 12 Conference (all games) in scoring in his junior season with 20.5 ppg...led the conference (conference games only) in scoring with 21.7 ppg...ranked 21st nationally in 2005-2006 season scoring average...All-Tournament Team for the 2005 2K Sports College Hoops Classic benefiting Coaches vs. Cancer...only player to start each game in the 2004-2005, 2005-2006, and 2006-2007 seasons...All-Big 12 Third Team as a sophomore...in his freshman season, Jay played in all 34 games and started 32 times...named to the Big 12 All-Freshman team. A graduate of Ouachita Parish High School...named Louisiana 5A All-State First Team in his junior and senior seasons.


Season	G	FG	FGA	Pct.	FT	FTA	Pct.	Reb.	Avg.	PF	TP	Avg.
2003-04	34	142	349	.407	63	81	.778	91	2.7	42	383	11.3
2004-05	33	179	381	.470	102	127	.803	111	3.4	53	504	15.3
2005-06	32	216	496	.435	152	187	.813	130	4.1	41	657	20.5
2006-07	34	224	517	.433	150	190	.789	112	3.3	46	677	19.9
Totals	133	761	1743	.437	467	585	.790	444	3.3	191	2,221	16.7



3. Rick Bullock (San Antonio, Texas • 1973-76) 2,118 points

Has record for most career field goals with 842...Led Red Raiders to Southwest Conference Championships in 1973 and 1976...Ranks fourth on the all-time SWC scoring list and second in rebounding with 1,057...Four-time All-SWC selection...Led SWC in scoring (20.9) and rebounding (11.0) as a junior...Named to 1976 Citizens Foundation All-America Team...Selected to NABC and Basketball Writer's All-District VI teams...Most Valuable Player in 1997 SWC Tournament...Recipient of Polk Robison award...Started in 1976 Coaches All-Star Game and Pizza Hut All-Star Classic...Fourth-round NBA draft pick by New York Knicks in 1976...played in the CBA one year and abroad for three years.

Season	G	FG	FGA	Pct.	FT	FTA	Pct.	Reb.	Avg.	PF	TP	Avg.
1972-73	27	150	271	.554	73	121	.603	202	7.5	74	373	13.8
1973-74	26	229	390	.587	99	154	.643	279	10.7	76	557	21.4
1974-75	23	198	342	.579	84	129	.651	254	11.0	64	480	20.9
1975-76	31	265	486	.545	178	247	.721	322	10.4	108	708	22.8
Totals	107	842	1,489	.565	434	651	.667	1,057	9.9	366	2,118	19.8



4. Jason Sasser (Dallas, Texas • 1993-96) 2,102 points

Holds Tech record for most career free throws with 554...Three-time All-SWC selection...Twice named all-tournament in the Dr Pepper SWC Post-Season Classic...Earned third-team All-America and consensus SWC player of the year honors as a senior in leading Tech to its best season in school history, 30-2...Named to SWC All-Defensive team and was Player of the Year as a senior...Selected to SWC All-Newcomer team...Fourth on Tech's career rebounding charts (895)...Scored in double figures in 94 of last 95 games...Had 45 games with 20 or more points...Had eight games with 30 points...Recorded 33 double-doubles...One of 17 finalists for the Wooden Award...First-team All-District...Drafted in second round of NBA draft by Sacramento Kings in 1996.

Season	G	FG	FGA	Pct.	FT	FTA	Pct.	Reb.	Avg.	PF	TP	Avg.
1992-93	30	118	272	.434	66	105	.629	154	5.1	77	319	10.6
1993-94	28	205	425	.482	149	210	.710	264	9.4	74	576	20.6
1994-95	30	211	414	.510	169	213	.793	235	7.8	75	602	20.1
1995-96	31	202	441	.458	170	234	.726	242	7.8	64	605	19.5
Totals	119	736	1,552	.474	554	762	.727	895	7.5	290	2,102	17.7

Three-Point Goals: 1992-93, 17-54 (.315); 1993-94, 17-70 (.243); 1994-95, 11-42 (.262); 1995-96, 31-101 (.307); Career, 76-267 (.285).





5. Martin Zeno (Sulphur, LA – 2004 - 2007) 1,913 points

The Sulphur, Louisiana native graduated with his undergraduate degree in Business in May 2008...played in 130 games and started 121 of those games – third best in TT history... career best of 33 points vs. Missouri and averaged 16.0 ppg as a senior...selected to the All-Big 12 Second Team and the NABC All-District 9 First Team as a senior...among Texas Tech Top 10 Career Leaders in six categories – FGM, FGA, FTM, FTA, Assists, and Steals...averaged 16.6 ppg as a junior – 2nd on team and ranked 9th in the Big 12 Conference...led the Red Raiders in FG percentage (.495) and was sixth in the conference ...his .791 FT percentage (178-of-225) was first on the team and ranked sixth in the conference... scored double figures in 30 games with 10 games of 20 or more points... eighth among Red Raider career leaders with 124 steals...2007 NABC All-District (9) Second Team...All-Big 12 Third Team in his third year... leading rebounder for the Red Raiders in 2005-2006 and 2006-2007 with 5.3 rebounds per game and 2007-2008 with 4.5 rpg...All-Big 12 Honorable Mention as a sophomore...named the 2005-2006 Regional MVP in the 2K Sports Coaches vs. Cancer games...selected to the CollegelInsider.com 2004-2005 Freshmen All-America Team...selected to the All-State team and named MVP on the 2003-2004 Class 5A All-State squad by the Louisiana Sports Writers Association...Louisiana state champion in the 400 meters (48.54 seconds)...inducted into the Southwest Louisiana High School Sports Hall of Fame..

Season	G	FG	FGA	Pct.	FT	FTA	Pct.	Reb.	Avg.	PF	TP	Avg
2004-05	33	140	313	.447	126	167	.754	137	4.2	66	413	12.5
2005-06	32	161	344	.468	112	154	.727	171	5.3	70	439	13.7
2006-07	34	186	376	.495	178	225	.791	179	5.3	62	564	16.6
2007-08	31	166	351	.473	160	212	.755	140	4.5	56	497	16.0
Totals	130	653	1384	.472	576	758	.760	627	4.8	254	1,913	14.7




6. Cory Carr (Kingsland, Ark. • 1995-98) 1,904 points

Third team All-America (Basketball Times) as a senior...Honorable mention All-America by Associated Press in 1997 in 1998...Consensus First-Team All-Big 12 Conference as a senior...Second-Team All-Big 12 Conference as a junior...Led the Big 12 in scoring the first two years of the league's existence...Also set school records for three-pointers in a season (94, 1996-97) and career (262)...Tied Texas Tech record for three-pointers in a game with seven three times...started the last 55 games of his career, scoring double figures in 48 of those contests...scored 30 or more points 10 times over last two years of career...Averaged league-high 23.3 points and also led the Big 12 with 86.1 FT percentage as a senior... scored career-high 39 against Southwestern Louisiana...scored a conference-game career-high 35 against Baylor...Led conference in scoring at 23.1 as a junior...was named second team All-SWC and was second-leading scorer for 30-2 team in 1995-96...after junior year, competed for the USA 22 and Under World Championship Team that played in the International Basketball Federation (FIBA) World Championship in Melbourne, Australia...averaged 9.1 points and led the team in minutes played...Made the USA 22 and Under Qualifying squad after sophomore year and helped the team win the Gold Medal in the Confederation of Pan American Basketball Association's Tournament in Puerto Rico...averaged 11.2 points and scored 24 in final game against Puerto Rico...came off the bench to hit two three-pointers and score eight points against Dream Team II as a member of the USA's Select Squad in summer, 1996 ... drafted by the Chicago Bulls.

Season	G	FG	FGA	Pct.	FT	FTA	Pct.	Reb.	Avg.	PF	TP	Avg
1994-95	28	40	98	.408	27	41	.659	29	1.0	34	116	4.1
1995-96	32	168	382	.440	86	113	.761	123	3.8	58	514	16.1
1996-97	28	213	499	.427	126	159	.792	128	4.6	60	646	23.1
1997-98	27	209	494	.423	143	166	.861	131	4.9	65	628	23.3
Totals	115	630	1473	.428	382	479	.797	411	3.6	217	1,904	16.6

Three-Point Goals: 1994-95, 9-34 (.265); 1995-96, 92-235 (.391); 1996-97, 94-249 (.378); 1997-98, 67-198 (.338); Career 262-716 (.376).




7. Lance Hughes (Georgetown, Texas • 1992-95) 1,762 points

Earned All-SWC honors as a senior...Claimed the National College Slam Dunk title at the 1995 NCAA Final Four...Has Tech record for best season three-point percentage (47.7, 1992-93)...Selected Most Valuable Player in 1993 Dr Pepper SWC Post-Season Classic and twice SWC Player of the Week as sophomore ... Started in 19 games as a freshman and was named to SWC All-Newcomer team.

Season	G	FG	FGA	Pct.	FT	FTA	Pct.	Reb.	Avg.	PF	TP	Avg
1991-92	29	91	188	.484	109	136	.801	74	2.6	64	305	10.5
1992-93	28	159	282	.564	105	156	.673	112	4.0	62	454	16.2
1993-94	28	176	370	.476	90	122	.738	126	4.5	56	489	17.5
1994-95	29	178	368	.484	82	110	.745	115	4.0	73	514	17.7
Totals	114	604	1,208	.500	386	524	.737	427	3.8	255	1,762	15.5


Three-Point Goals: 1991-92, 14-44 (.318); 1992-93, 31-65 (.477); 1993-94, 47-132 (.356); 1994-95, 76-197 (.386); Career, 168-438 (.384).



8. Bubba Jennings (Clovis, N.M. • 1981, 83-85) 1,727 points

Is second on Tech's career assists and steals lists with 378 and 149...Four-time All-SWC selection (consensus All-SWC as a senior)...SWC Defensive Player of the Year and named to Post-Season Classic All-Tournament Team as a senior... Recipient of Naismith Award...Little Man's All-America First-Team selection...Academic All-District and Academic All-America Honorable Mention...SWC Athlete of the Year and Male Scholar-Athlete of the Year...Named to Suntory Ball and Sun Bowl Classic All-Tournament Teams as a junior...SWC Post-Season All-Tournament Team selection...Chosen in fourth round of 1985 NBA Draft by the Dallas Mavericks...Played for the London Docklands Crystal Palace.

Season	G	FG	FGA	Pct.	FT	FTA	Pct.	Reb.	Avg.	PF	TP	Avg
1980-81	28	121	284	.461	43	54	.796	40	1.4	70	305	10.9
1981-82	Redshirt											
1982-83	26	164	361	.454	88	103	.854	51	1.9	64	416	16.0
1983-84	29	156	309	.505	89	105	.848	49	1.7	67	401	13.8
1984-85	31	250	456	.548	105	121	.868	72	2.3	83	605	19.5
Totals	114	691	1,410	.490	325	383	.849	212	1.8	284	1,727	15.05



9. Jim Reed (Pine Bluff, Ark. • 1953-56) 1,689 points

Inducted into Tech's Athletic Hall of Honor in 1967...Has Tech record for most rebounds in a single game with 27 twice in 1956...Shares the record for most field goals in a game with 18...Has Tech records for most rebounds in a season (407, 1954-55) and most rebounds in a career (1,330)...Named to Helms All-America list in 1956...Three-time All-Border Conference selection...Border Conference Most Valuable Player as a sophomore...Two-time First-Team All-Border Conference selection.

Season	G	FG	FGA	Pct.	FT	FTA	Pct.	Reb.	Avg.	PF	TP	Avg.
1952-53	24	108	239	.452	88	135	.651	323	13.5	62	294	12.3
1953-54	24	156	348	.448	65	116	.560	306	12.8	66	377	15.7
1954-55	25	208	461	.441	139	214	.649	407	16.3	71	558	22.3
1955-56	22	182	408	.449	135	196	.711	297	13.5	66	460	20.9
Totals	95	654	1456	.449	427	661	.646	1333	14.0	265	1689	17.8




10. Will Flemons (Paducah, Texas • 1990-93) 1,604 points

Is second on Tech's list for most points scored in a single game with 47 against Oral Roberts in 1993...Holds record for best field goal percentage in a season (.622, 1992-93)...Also has record for blocked shots in a single game with seven...Two-time unanimous first-team All-SWC selection...Led team to NCAA Tournament as a senior...SWC Offensive Player of the Year...Named to SWC Post-Season Classic All-Tournament team...Two-time SWC leading rebounder...1992 SWC Player of the Year...Named to 1992 USBWA All-District team and All-SWC Post-Season Classic team...All-America Honorable Mention...SWC All-Newcomer team and was league's Freshman of the Year.

Season	G	FG	FGA	Pct.	FT	FTA	Pct.	Reb.	Avg.	PF	TP	Avg.
1989-90	25	119	209	.569	46	73	.630	251	10.0	50	284	11.4
1990-91	12	51	95	.537	44	56	.786	74	6.2	33	146	12.2
1991-92	29	191	313	.610	184	232	.793	285	9.8	68	567	19.6
1992-93	30	214	344	.622	165	224	.737	324	10.8	70	607	20.2
Totals	96	575	961	.598	439	585	.750	934	9.2	221	1,604	15.9

Three-Point Goals: 1989-90, 0-1 (.000); 1990-91, 0-0 (.000); 1991-92, 1-3 (.333); 1992-93, 14-28 (.500); Career, 15-32 (.469).




11. Sean Gay (Houston, Texas • 1986-89) 1,597 points

Holds Tech records for career assists and steals with 432 and 196...Three-time All-SWC and All-Defensive team honors...First-Team All-District VI as a senior...Selected to SWC All-Newcomer team...Led the 1986 U.S. Olympic Festival Men's South Basketball Team to a bronze medal...Competed in 1987 Pan American Games Basketball Team Trials...Selected to 1994 National Conference CBA All-Star Team as a member of the Omaha Racers.

Season	G	FG	FGA	Pct.	FT	FTA	Pct.	Reb.	Avg.	PF	TP	Avg.
1985-86	31	136	260	.523	45	66	.682	117	3.8	63	317	10.2
1986-87	29	155	346	.448	72	100	.720	143	4.9	70	434	15.0
1987-88	27	153	325	.471	91	133	.684	138	5.1	98	406	15.0
1988-89	28	167	308	.542	95	126	.754	136	4.9	82	440	15.7
Totals	115	611	1,239	.493	303	425	.713	534	4.6	313	1,597	13.9


Three-Point Goals: 1986-87, 52-127 (.409); 1987-88, 9-33 (.273); 1988-89, 11-29 (.379); Career, 72-189, (.381).



12. Mike Russell (Buffalo, N.Y. • 1976-78) 1,545 points

All-America as a senior...Two-time first team All-SWC selection...Is second on Tech's list for points scored in a season with 643 in 1976-77...Is also second on list for field goals in a season with 250 same year.

Season	G	FG	FGA	Pct.	FT	FTA	Pct.	Reb.	Avg.	PF	TP	Avg.
1975-76	31	131	254	.516	71	99	.717	223	7.2	68	333	10.7
1976-77	29	250	453	.552	143	192	.745	286	9.9	77	643	22.2
1977-78	29	212	386	.549	145	192	.755	235	8.1	86	569	19.6
Totals	89	593	1,093	.543	359	483	.743	744	8.4	231	1,545	17.4




13. Rayford Young (Pampa, Texas • 1997-00) 1,515 points

Ranks sixth on the single-game scoring chart at Tech with 41 points against Kansas during junior season...connected on 18-of-18 free throws and hit for 32 against Kansas in the final nine minutes of the game...ranks first with 18 free throws in a single game...connected on 33-consecutive free throws during his junior season...ranks 10th all-time in scoring...ranks ninth at Tech with 1,156 field goal attempts...fourth all-time with 169 three-point baskets...also fourth with 443 three-point attempts...ranks seventh with a .381 three-point average...second all-time with a .837 career free throw percentage.

Season	G	FG	FGA	Pct.	FT	FTA	Pct.	Reb.	Avg.	PF	TP	Avg.
1996-97	28	67	164	.409	52	71	.732	54	1.9	62	208	7.4
1997-98	27	129	311	.415	113	134	.843	100	3.7	69	417	15.4
1998-99	24	124	279	.444	99	112	.884	74	3.1	52	393	16.4
1999-00	28	174	402	.433	94	112	.839	113	4.0	43	497	17.8
Totals	107	494	1156	.427	358	429	.834	341	3.2	226	1,515	14.2

Three-Point Goals: 1996-97 (22-55, .400), 1997-98 (46-117, .393), 1998-99 (46-114, .404), 1999-00 (55-157, .350), Career (169-443, .381).



14. Greg Lowery (West Palm Beach, Fla. • 1970-72) 1,476 points

Holds Tech record for field goal percentage in a single game (100.0, 11-11) vs. Rice in 1970...Has record for scoring average in a season (24.5, 1972)...Three-time All-SWC selection.


Season	G	FG	FGA	Pct.	FT	FTA	Pct.	Reb.	Avg.	PF	TP	Avg.
1969-70	23	126	284	.443	87	108	.806	48	2.1	54	339	14.7
1970-71	26	190	396	.480	121	143	.846	62	2.9	60	501	19.3
1971-72	26	234	456	.513	168	200	.840	58	2.2	61	636	24.5
Totals	75	550	1,136	.484	376	451	.834	168	2.4	175	1,476	19.5



15. Andy Ellis (Lamesa, TX • 1999-2002) 1,431 points

After playing for four years, Andy graduated in May 2002 with his undergraduate degree (Bachelor of Business Administration) in Marketing... completed his senior year with six double-doubles and scored 20 or more points in ten games... was a scoring leader in 11 games... led team in minutes played (1, 111 - 34.7 mpg)...leading team rebounder in 13 games and leading shot blocker 21 games... started all 32 games his senior season... as a senior he was eighth in the Big 12 in scoring (16.5 ppg), 11th in rebounds (7.0 rpg), and third in blocks (55 season/1.72 bpg)... named Second Team All Big 12... NABC (District 9) First Team... USBWA (District VII) All District Team.


Season	G	FG	FGA	Pct.	FT	FTA	Pct.	Reb.	Avg.	PF	TP	Avg.
1998-99	30	99	209	.474	71	101	.703	148	4.9	63	269	9.0
1999-00	14	87	173	.503	59	80	.738	124	8.9	35	236	16.9
2000-01	28	139	313	.444	108	147	.735	175	6.3	76	397	14.2
2001-02	32	197	388	.508	111	150	.740	223	7.0	78	529	16.5
Totals	104	522	1083	.482	349	478	.730	670	6.4	252	1431	13.8



16. Jeff Taylor (Hobbs, N.M. • 1979-82) 1,424 points

Three-time All-SWC selection...SWC Defensive Player of the Year as a senior and Co-Defensive Player of the Year as a junior... Tied with Mike Edwards for SWC steals in a single game with six...Second-round 1982 NBA Draft pick by Houston Rockets.


Season	G	FG	FGA	Pct.	FT	FTA	Pct.	Reb.	Avg.	PF	TP	Avg.
1978-79	30	88	190	.463	43	59	.729	83	2.8	94	219	7.3
1979-80	29	147	281	.523	96	122	.789	105	3.6	95	390	13.4
1980-81	28	151	288	.524	72	96	.750	103	3.7	97	374	13.4
1981-82	28	174	341	.510	93	113	.823	105	3.8	81	441	15.8
Totals	116	560	1,100	.509	304	390	.779	396	3.4	367	1,424	12.3



17. Dub Malaise (Odessa, Texas • 1964-66) 1,420 points

Owns Tech records for most points in a single game with 50 and most field goals in a single game with 18 vs. Texas in 1966...Is first on Tech list of most free throws in a season with 191 in 1964-65...Three-time All-SWC selection...SWC Player of the Year as a junior...Inducted into Texas Tech Athletic Hall of Honor.

Season	G	FG	FGA	Pct.	FT	FTA	Pct.	Reb.	Avg.	PF	TP	Avg.
1963-64	23	125	278	.450	108	139	.777	67	2.9	54	358	15.6
1964-65	23	178	383	.465	191	226	.846	64	2.8	56	547	23.7
1965-66	24	181	430	.421	153	185	.827	64	2.7	53	515	21.4
Totals	70	484	1,091	.444	452	550	.822	195	2.8	163	1,420	20.3



18. Del Ray Mounts (Perryton, Texas • 1960-62) 1,346 points

Is fifth on list for career free throws with 424...Named to Texas Tech All-Time SWC Basketball team...Two-time All-SWC and All-NCAA District VI selections...Earned All-Tournament honors at 1962 NCAA Midwest Regional.


Season	G	FG	FGA	Pct.	FT	FTA	Pct.	Reb.	Avg.	PF	TP	Avg.
1959-60	24	141	286	.497	111	153	.726	96	4.0	68	393	16.4
1960-61	25	169	394	.429	159	216	.737	99	4.0	61	497	19.9
1961-62	27	151	377	.401	154	194	.794	113	4.2	70	456	16.9
Totals	76	461	1,057	.436	424	563	.753	308	4.1	199	1,346	17.7



19. Paul Nolen (Alvarado, Texas • 1951-53) 1,306 points

Is fifth on Tech career rebounds list with 812 and fourth on season rebounds list with 318 in 1951-52...Three-time All-Border Conference selection...Named to All-NCAA District VI team as a junior.

Season	G	FG	FGA	Pct.	FT	FTA	Pct.	Reb.	Avg.	PF	TP	Avg.
1950-51	28	220	491	.448	98	168	.583	492	17.6	69	538	19.2
1951-52	24	156	420	.371	68	114	.596	318	13.3	72	378	15.8
1952-53	24	156	421	.371	96	151	.635	294	12.2	75	390	16.3
Totals	76	532	1332	.399	262	433	.605	1104	14.5	216	1306	17.2




20. Koy Smith (Hale Center, Texas • 1993-96) 1,299 points

Set Texas Tech record for career three-pointers with 237...Is second on Tech list for three-pointers in a single game with six (twice)...Is sixth on list with 63 three-pointers in a season...Scored in double figures in 22 of 31 games...Named SWC Freshman of the Year...Selected to All-Newcomer squad...Scored at least 20 points four times as a freshman.

Season	G	FG	FGA	Pct.	FT	FTA	Pct.	Reb.	Avg.	PF	TP	Avg
1992-93	30	112	253	.443	56	83	.675	96	3.2	63	343	11.4
1993-94	28	108	287	.376	57	75	.760	103	3.7	74	328	11.7
1994-95	30	63	153	.412	48	58	.828	72	2.4	65	216	7.2
1995-96	31	133	319	.417	69	88	.784	134	4.3	67	412	13.3
Totals	119	416	1,012	.411	230	304	.757	405	3.4	269	1,299	10.9


Three-Point Goals: 1992-93, 63-152 (.414); 1993-94, 55-173 (.318); 1994-95, 42-100 (.420); 1995-96, 77-213 (.362); Career, 237-638 (.371).



21. Ronald Ross (Hobbs, N.M. -- 2001-04) 1,174 points

Graduated in May, 2005, with his undergraduate degree in Human Development & Family Services...played in 132 games during his Red Raider career – the most ever by a Tech player...led the 2004-2005 team in scoring with 578 points...led the squad with 86 steals...86 steals in one season are the most by any Tech player...has the top all-time steals mark with 204 steals...2.2 steals per game in 2004-2005 marks the best single-season for a Red Raider...320 career assists places Ronald in the eighth spot among all Tech players...career field goal percentage of .496 is good for 10th all-time...made 232 field goals as a senior which is good for 6th all-time in a single season...7 steals against UTEP tied the Red Raider mark for most steals in a single game...named to Basketball Times All-America squad...voted First Team All-Big 12... named to the All-Tournament Team for the Phillips 66 Big 12 Tournament...named to the Big 12 All-Improved Squad and the Big 12 All-Defense Team...named to the 2005 NABC Division 1 All-District First Team in District 9...received the Chip Hilton Award as the graduating senior who demonstrates exemplary personal character on and off the court... recipient of the 2004-2005 Albuquerque Convention and Visitors Bureau Collegiate Basketball Award of Excellence.

Season	G	FG	FGA	Pct.	FT	FTA	Pct.	Reb.	Avg.	PF	TP	Avg
2001-02	30	38	78	.487	17	26	.654	32	1.1	33	93	3.1
2002-03	35	68	154	.442	16	26	.615	71	2.0	61	159	4.5
2003-04	34	132	268	.493	57	73	.781	117	3.4	67	344	10.1
2004-05	33	232	447	.519	74	97	.763	180	5.5	61	578	17.5
Totals	132	470	947	.496	164	222	.739	400	3.0	222	1174	8.9



22. Kent Williams (Hobbs, N.M. • 1977-80) 1,148 points

Is fifth on Tech list of assists in a season with 142 (1979-80) and career assists with 323...1980 10th-round NBA Draft pick by Seattle.


Season	G	FG	FGA	Pct.	FT	FTA	Pct.	Reb.	Avg.	PF	TP	Avg
1976-77	26	48	117	.410	20	24	.833	51	2.0	39	116	4.5
1977-78	27	152	319	.476	62	79	.785	78	2.9	66	366	13.6
1978-79	30	151	313	.482	69	80	.863	81	2.7	61	371	12.4
1979-80	29	93	198	.470	109	133	.820	85	2.9	82	295	10.2
Totals	112	444	947	.469	260	316	.823	295	2.6	248	1,148	10.2



23. Norman Reuther (Fort Worth, Texas • 1964-66) 1,109 points

All-SWC selection as a senior...Is tenth on Tech list for points scored in SWC games in a single season with 304 in 1966.

Season	G	FG	FGA	Pct.	FT	FTA	Pct.	Reb.	Avg.	PF	TP	Avg
1963-64	23	111	245	.453	81	108	.750	182	7.9	67	303	13.2
1964-65	20	139	285	.489	73	106	.746	177	8.9	60	351	17.6
1965-66	24	175	384	.456	105	159	.660	186	7.8	58	455	18.9
Totals	67	425	914	.465	259	373	.694	645	8.2	185	1,109	16.6



24. Harold Denney (Amarillo, Texas • 1963-65) 1,108 points

Twice selected to All-SWC team...Earned All-NCAA District VI honors junior and senior seasons...Selected to 1965 East-West All Star Game.

Season	G	FG	FGA	Pct.	FT	FTA	Pct.	Reb.	Avg.	PF	TP	Avg
1962-63	23	104	241	.432	89	134	.664	139	6.0	83	297	12.9
1963-64	23	149	319	.467	105	162	.648	204	8.9	79	403	17.5
1964-65	23	152	298	.511	104	137	.760	214	9.3	89	408	17.7
Totals	69	405	858	.472	298	433	.688	557	8.1	251	1,108	16.0





25. Alan Voskuil (Hurst, Texas, 2005 – 2008) 1,106 points

The Hurst, Texas native graduated with his undergraduate degree in University Studies in August 2009...played in 127 games in his four-year career and started 69 games...he is fifth among career leaders in games played...his 1,106 career points is currently 25th among all Red Raiders...his best single-game performance was 35 points in the win over Kansas in 2009...his nine three-pointers against Kansas are the most three-point field goals ever made in a single game by a Red Raider...Alan is fifth in 3-pointers made (203) in his career...he is also fifth in 3-point attempts with 460...he holds down the third spot on the career list for 3-FG percentage (203-460) of .441...Alan's 91 three-pointers in his senior season ranks third on the single-season chart...his 209 3-FG attempts is fourth for a single-season...Alan established a new Texas Tech mark for FT percentage in a single-season with 86-of-96 free throws made (.896) in his final season...he also topped Bubba Jennings's career FT mark (.849) by making 215-of-251 attempts (.857) during his career...Alan's 113 career steals is currently 10th among all players...All-Big 12 Honorable Mention as a senior...member of the Danish National Team...born September 10, 1986, in Mobile, Alabama...son of David and Helle Voskuil... father played basketball in Denmark.

Season	G	FG-A	Pct	3FG-A	Pct	FT-A	Pct	Reb-Avg	A	STL	PF-D	TP	AVG
2005-06	32	34-96	.354	26-64	.406	21-26	.808	51-1.6	30	10	39-0	115	3.6
2006-07	31	43-90	.478	19-53	.358	24-27	.889	49-1.6	27	20	33-1	129	4.2
2007-08	31	127-265	.479	67-134	.500	84-102	.824	119-3.8	43	43	62-0	405	13.1
2008-09	33	140-320	.438	91-209	.435	86-96	.896	136-4.1	69	40	69-1	457	13.8
TOTALS	127	344-771	.446	203-460	.441	215-251	.857	355-2.8	169	113	203-1	1106	8.7



26. Stan Bonewitz (San Antonio, Texas • 1996-99) 1,092 points

Bonewitz is only the second player in Tech history to score over 1,000 points and dish out over 400 assists in a career ... he finished his career with 430 assists, second all-time.

Season	G	FG	FGA	Pct.	FT	FTA	Pct.	Reb.	Avg.	PF	TP	Avg
1995-96	29	42	93	.452	13	18	.722	30	1.0	21	126	4.3
1996-97	28	98	220	.445	44	49	.898	90	3.2	48	302	10.8
1997-98	27	111	271	.410	43	56	.768	133	4.9	64	349	12.9
1998-99	26	100	230	.435	49	59	.831	114	4.4	35	315	12.1
Totals	110	351	814	.431	149	182	.819	367	3.3	168	1,092	9.9


Three-Point Goals: 1995-96 (29-74, .392), 1996-97 (62-134, .463), 1997-98 (84-201, .418), 1998-99 (66-152, .434), Career (241-561, .430).



27. Gene Knolle (St. Albans, N.Y. • 1970-71) 1,073 points

Twice a first-team All-SWC selection...All-NCAA District VI selection...Is ninth on Tech list for points scored in a season with 572 in 1970-71...1971 seventh-round NBA Draft pick by Portland.


Season	G	FG	FGA	Pct.	FT	FTA	Pct.	Reb.	Avg.	PF	TP	Avg
1969-70	24	193	369	.523	115	149	.772	205	8.5	87	501	20.9
1970-71	26	208	435	.478	156	196	.796	215	8.3	93	572	22.0
Totals	50	401	804	.499	271	345	.786	420	8.4	180	1,073	21.5



28. William Johnson (Houston, Texas • 1973-75) 1,065 points

Named to All-SWC Freshman Team...Sixth-round pick by Houston Rockets in 1975 NBA Draft.

Season	G	FG	FGA	Pct.	FT	FTA	Pct.	Reb.	Avg.	PF	TP	Avg.
1972-73	25	97	202	.480	49	76	.645	154	6.2	64	243	9.7
1973-74	26	170	324	.525	81	111	.729	233	8.9	94	421	16.2
1974-75	26	157	298	.527	87	119	.731	235	9.0	70	401	15.4
Totals	77	424	824	.515	217	306	.709	622	8.0	228	1,065	13.8




29. Leon Hill (Sudan, Texas • 1957-59) 1,058 points

Two-time All-SWC selection and once selected to All-NCAA District VI team...Led the Red Raiders in rebounding and scoring three seasons.

Season	G	FG	FGA	Pct.	FT	FTA	Pct.	Reb.	Avg.	PF	TP	Avg.
1956-57	23	108	255	.424	82	116	.707	195	8.5	77	298	13.0
1957-58	23	160	356	.449	66	92	.717	189	8.2	75	386	16.8
1958-59	24	135	325	.415	104	131	.794	189	7.9	78	374	15.6
Totals	70	403	936	.431	252	339	.743	573	8.2	230	1,058	15.1





30. Eugene Carpenter (Big Spring, Texas • 1954-56) 1,035 points

Is fifth on Tech list for single game field goals with 16 vs. New Mexico State in 1956...Along with Del Ray Mounts, holds single game free throw record with 17...Is tied for fourth on single game rebounds list with 23...Ranked fifth nationally in field goal percentage as a junior.

Season	G	FG	FGA	Pct.	FT	FTA	Pct.	Reb.	Avg.	PF	TP	Avg.
1953-54	25	110	214	.514	90	173	.520	241	9.6	97	310	12.4
1954-55	25	129	227	.568	105	161	.652	321	12.8	92	363	14.5
1955-56	25	127	276	.460	108	158	.684	278	11.1	97	362	14.5
Totals 75	366	717	717	.510	492	616	840	11.2	286	1035	13.8	



31. Don Grove (1944, 48-49) 1,009 points

Earned First-Team All-Border Conference honors as both a junior and a senior.

Season	G	FG	FGA	Pct.	FT	FTA	Pct.	Reb.	Avg.	PF	TP	Avg.
1947-48	--	99	140	.707	67	99	.677	45	--	--	347	--
1948-49	30	174	451	.385	91	147	.619	65	2.2	--	439	14.6
Totals	--	273	591	.462	158	246	.642	110	--	--	1,009	--



31. Kasib Powell (Teaneck, New Jersey, 2002-03) 1,009 points

Became a Red Raider upon graduation from Butler County Community College. Named to the Big 12 All-Newcomer squad as a junior. He started 67 consecutive games for the Raiders during his career at Texas Tech. Kasib was twice named All-Big 12 Honorable Mention and to the All-Underrated squad as a senior. His selection as "player of game" for his performance against SIU in the NCAA Tournament contest provided the Texas Tech General Scholarship Fund with \$1,000 on behalf of the Chevrolet Scholarship Program. As a senior, Kasib was selected to the NABC All-District's Second Team (District 9). Registered the first-ever triple-double in Big 12 Tournament play in the 92-81 win over Texas as he scored 12 points, grabbed 12 rebounds, and handed out 10 assists. Kasib graduated in August, 2003 with his BA degree in Communication Studies.

Season	G	FG	FGA	Pct.	FT	FTA	Pct.	Reb.	Avg.	PF	TP	Avg.
2001-2002	32	189	388	.487	98	148	.662	198	6.2	75	484	15.1
2002-2003	35	203	409	.496	117	194	.603	212	6.1	79	525	15.0
Totals	67	392	797	.492	215	342	.629	410	6.1	154	1,009	15.1



SCORING RECORDS

Team Records

POINTS SCORED

Game – 167 vs. East Central (11/20/08)

By two teams – 282 vs. East Central (11/20/08)

Texas Tech 167 East Central 115

In a loss – 106 vs. TCU (3/4/95)

Season – 2,664 (1994-95)

Team Single-Game Highs

MOST POINTS / 100-POINT GAMES

No.	Opponent	Date	Score
167	East Central	11/20/08	167-115
128	Texas	2/20/94	128-125
122	Baylor	2/11/95	122-91
119	Texas Wesleyan	11/30/81	119-89
119	UNC Asheville	11/19/04	119-55
118	Houston Baptist	1/29/92	118-53
117	Texas Western	2/27/56	117-90
117	Texas	2/19/66	117-86
117	Oral Roberts	2/15/93	117-99
116	Houston Baptist	11/29/94	116-82
115	Baylor	1/4/66	115-77
114	McMurry	12/2/64	114-70
113	Arizona State	2/1/56	113-63
111	Furman	12/17/54	111-103
111	South Dakota State	12/1/79	111-75
111	Prairie View A&M	11/26/95	111-84
111	Fresno State	12/21/96	111-101
110	Houston	3/10/94	110-86
109	Northern Montana	11/29/78	109-54
108	TCU	1/30/65	108-94
108	Rice	1/29/66	108-90
107	Arizona State	2/5/55	107-81
107	SMU	1/26/65	107-89
107	SMU	2/21/76	107-101
107	Texas-Arlington	12/10/81	107-84
107	Prairie View A&M	12/10/94	107-56
107	TCU	2/4/95	107-88
107	Nicholls State	12/07/02	107-35
106	New Mexico State	12/28/65	106-87
106	East Tennessee State	2/7/94	106-68
106	TCU	3/4/95	106-108
106	Southeastern La.	12/6/97	106-97
105	Arizona	2/6/56	105-67
105	Rice	2/22/92	105-98
105	Texas	2/25/93	105-103
105	New Mexico State	12/27/96	105-122
105	SMU	12/04/05	105-67
104	Texas	3/11/95	104-107
103	Midwestern State	1/4/69	103-83
103	SMU	2/27/71	103-92
103	TCU	3/8/75	103-78
103	Oklahoma Baptist	11/28/77	103-59
103	North Texas	12/5/79	103-68
103	UT Pan American	12/10/05	103-50
102	Eastern New Mexico	1/27/56	102-85
102	Midwestern State	1/27/64	102-86
102	Rice	2/6/65	102-69
102	Midwestern State	1/15/66	102-88

102	Rice	1/6/76	102-62
102	Baylor	2/6/93	1 0 2 -
105			
102	Nicholls State	1/25/95	102-89
102	Texas A&M	2/7/98	102-75
101	West Texas State	2/10/56	101-76
101	TCU	2/24/61	101-75
101	TCU	2/18/64	101-94
101	Rice	2/28/76	101-84
101	Tulane	1/18/92	101-98
101	Texas-Pan American	12/17/98	101-88
101	Stetson	12/22/02	101-47
100	Arizona	2/17/53	100-80
	Tech's first 100-point game		
100	Arizona	2/25/57	100-84
100	Oklahoma	12/14/65	100-92
100	SMU	1/22/66	100-83
100	North Texas	12/1/99	100-70
100	Oral Roberts	12/21/00	100-98

Tech is 60-3 when scoring 100 or more points.

Individual Records

POINTS SCORED

Game – 50, Dub Malaise vs. Texas (66)


Season – 741, Andre Emmett (2002-03)

Career – 2,256, Andre Emmett (2001-04)

HIGHEST SCORING AVERAGE

Season – 24.5, Greg Lowery (1971-72)

Career – 21.5, Gene Knolle (1970-71)



Gene Knolle averaged 21.5 points per game for the 1970-1971 season.

Individual Single-Season Highs

POINTS SCORED

Player	Year	GP	Avg. Points
1. Andre Emmett	02-03	35	21.8 741
2. Rick Bullock	75-76	31	22.8 708
3. Andre Emmett	03-04	34	20.6 701
4. Jarrus Jackson	06-07	34	19.9 677
5. Jarrus Jackson	05-06	32	20.5 657
6. Cory Carr	96-97	28	23.1 646
7. Mike Russell	76-77	29	22.1 643
8. Greg Lowery	71-72	26	24.5 636
9. Cory Carr	97-98	27	23.3 628
10. Will Flemons	92-93	30	20.2 607

SCORING AVERAGE

Player	Year	GP	Points	Avg.
1. Greg Lowery	71-72	26	636	24.5
2. Dub Malaise	64-65	23	547	23.7
3. Cory Carr	97-98	27	628	23.3
4. Cory Carr	96-97	28	646	23.1
5. Rick Bullock	75-76	31	708	22.8
6. Jim Reed	54-55	25	558	22.3
7. Mike Russell	76-77	29	643	22.1
8. Gene Knolle	70-71	26	572	22.0
9. Andre Emmett	02-03	35	741	21.8
10. Rick Bullock	73-74	26	557	21.4
	Dub Malaise	65-66	24	515 21.4



Dub Malaise holds the single game scoring record with 50 points against Texas in 1966.

Career Leaders

POINTS SCORED

Player	Years	GP	Avg. Points
1. Andre Emmett	01-04	128	17.6 2,256
2. Jarrus Jackson	03-07	133	16.7 2,221
3. Rick Bullock	73-76	107	19.8 2,118
4. Jason Sasser	93-96	119	17.7 2,102
5. Martin Zeno	04-07	130	14.7 1,913
6. Cory Carr	95-98	115	16.6 1,904
7. Lance Hughes	92-95	114	15.5 1,762
8. Bubba Jennings	81-85	114	15.1 1,727
9. Jim Reed	53-56	95	17.8 1,689
10. Will Flemons	90-93	96	15.9 1,604

SCORING AVERAGE

Player	Years	GP	Points	Avg.
1. Gene Knolle	70-71	50	1,073	21.5
2. Dub Malaise	64-66	70	1,420	20.3
3. Rick Bullock	73-76	107	2,118	19.8
4. Greg Lowery	70-72	75	1,476	19.5
5. Jim Reed	53-56	95	1,689	17.8
6. Jason Sasser	93-96	119	2,102	17.7
7. Del Ray Mounts	60-62	76	1,346	17.7
8. Andre Emmett	01-04	128	2,256	17.6
9. Mike Russell	76-78	89	1,545	17.4
10. Paul Nolen	51-53	76	1,306	17.2

Individual Single-Game Highs

POINTS SCORED

Pts	Player	Opponent	Date
50	Dub Malaise	Texas	2/19/66
47	Will Flemons	Oral Roberts	2/15/93
44	Rick Bullock	Arkansas	2/3/76
43	Mike Singletary	Texas A&M	03/11/09
43	Dub Malaise	TCU	2/1/66
42	Mike Russell	Texas A&M	1/18/77
41	Jim Reed	Furman	1/17/54
41	Rick Bullock	TCU	2/2/74
41	Rayford Young	Kansas	2/13/99
41	Jarrus Jackson	Nebraska	2/18/06
40	Dub Malaise	Wyoming	12/12/64
40	Dub Malaise	Texas A&M	2/15/66
39	Cory Carr	Southwestern La.	12/6/97
38	Paul Nolen	Arizona State	1/14/51
38	Harold Hudgens	Rice	2/27/61
37	Jim Reed	West Texas State	2/10/56
37	Norman Reuther	Arkansas	2/28/67



The 1952-53 team was the first to record a 100-point game in Texas Tech basketball history.

TEXAS TECH 30-POINT PERFORMANCES

Pts.	Player, Year	Opponent	Pts.	Player, Year	Opponent	Pts.	Player, Year	Opponent
50	Dub Malaise, 1966	Texas	34	Jason Sasser, 1994	Texas	32	Andre Emmett, 2004	Oklahoma State
47	Will Flemons, 1993	ORU	34	Andre Emmett, 2003	Missouri	32	Jarrius Jackson, 2005	Oklahoma
44	Rick Bullock, 1976	Arkansas	33	John Roberson, 2008	UTEP	31	Ned Underwood, 1956	Arizona
43	Mike Singletary, 2009	Texas A&M	33	Cory Carr, 1997	Nebraska	31	Cory Carr, 1998	Kansas State
43	Dub Malaise, 1966	TCU	33	Del Ray Mounts, 1960	Texas A&M	31	Cory Carr, 1998	Baylor
42	Mike Russell, 1977	Texas A&M	33	Harold Denney, 1964	Arkansas	31	Cory Carr, 1998	Nevada
41	Rayford Young, 1999	Kansas	33	Dub Malaise, 1966	Oklahoma	31	Cory Carr, 1997	New Mexico St.
41	Jim Reed, 1954	Furman	33	Gene Knolle, 1970	Pacific	31	Tony Battie, 1997	Colorado
41	Rick Bullock, 1974	TCU	33	Greg Lowery, 1971	Jacksonville	31	Jason Sasser, 1993	Baylor
41	Jarrius Jackson, 2006	Nebraska	33	Jerry Mason, 1989	TCU	31	Will Flemons, 1993	Texas
40	Dub Malaise, 1966	Texas A&M	33	Cory Carr, 1998	Oklahoma State	31	Lance Hughes, 1992	Rice
40	Dub Malaise, 1964	Wyoming	33	Andre Emmett, 2002	Colorado	31	Andre Emmett, 2002	New Mexico
39	Cory Carr, 1998	SW Louisiana	33	Martin Zeno, 2008	Missouri	31	Andre Emmett, 2002	New Mexico State
38	Paul Nolen, 1951	Arizona St.	32	Lance Hughes, 1995	Baylor	31	Jarrius Jackson, 2006	UTEP
38	Harold Hudgens, 1961	Rice	32	Jim Reed, 1955	Nebraska	31	Jarrius Jackson, 2007	Oklahoma
37	Jim Reed, 1956	WTSU	32	Bobby Measells, 1967	Texas	31	Jarrius Jackson, 2006	Texas A&M
37	Norman Reuther, 1967	Arkansas	32	Greg Lowery, 1970	Rice	30	Dub Malaise, 1964	TCU
36	Jason Sasser, 1995	TCU	32	Gene Knolle, 1970	Washington	30	Dub Malaise, 1965	Nebraska
36	Jason Sasser, 1995	TCU	32	Gene Knolle, 1971	Baylor	30	Dub Malaise, 1965	Texas
36	Rayford Young, 2000	Iowa State	32	Gene Knolle, 1971	SMU	30	Cory Carr, 1997	Missouri
35	Alan Voskuil, 2009	Kansas	32	Rick Bullock, 1974	Arkansas	30	Jason Sasser, 1996	Houston
35	Cory Carr, 1998	Baylor	32	Rick Bullock, 1975	Kansas St.	30	Mark Davis, 1995	SMU
35	Eugene Carpenter, 1956	NMSU	32	Rick Bullock, 1976	Texas	30	Jason Sasser, 1995	SMU
35	Del Ray Mounts, 1960	Arkansas	32	Mike Russell, 1977	Texas	30	Jason Sasser, 1994	Texas A&M
35	Greg Lowery, 1970	Texas	32	Mike Russell, 1977	Baylor	30	Lance Hughes, 1993	TCU
35	Greg Lowery, 1971	SMU	32	Mike Russell, 1977	Baylor	30	Lenny Holly, 1993	Texas
34	Cory Carr, 1997	Fresno State	32	Ben Hill, 1980	Washington	30	Andy Ellis, 1999	Indiana
34	Greg Lowery, 1971	SMU	32	Clarence Swannegan, 1981	UTA	30	Andre Emmett, 2001	SMU
34	Greg Lowery, 1971	Arkansas	32	Wendell Owens, 1987	SMU	30	Andre Emmett, 2002	Baylor
34	Mike Russell, 1978	Houston	32	Jerry Mason, 1989	Texas A&M	30	Andre Emmett, 2003	Oklahoma State
34	Gene Knolle, 1970	SDSU	32	Jason Sasser, 1995	Texas	30	Andre Emmett, 2003	Texas
34	Greg Lowery, 1972	TCU	32	Lance Hughes, 1995	Baylor	30	Curtis Marshall, 2004	UNC Asheville
34	Bubba Jennings, 1984	NMSU	32	Mario Layne, 2000	Prairie View A&M	30	Ronald Ross, 2005	San Francisco
			32	Andre Emmett, 2002	Oklahoma State	30	Alan Voskuil, 2008	Kansas State



Andre Emmett scored 2,256 points in his four-year Texas Tech career.

30-Point Game Leaders

Player	30-Point Games
1. Cory Carr	10
Andre Emmett	10
3. Jason Sasser	8
Dub Malaise	8
5. Greg Lowery	7
6. Rick Bullock	5
Jarrius Jackson	5
Gene Knolle	5
9. Lance Hughes	4
Mike Russell	4
11. Jim Reed	3
12. Alan Voskuil	2
Will Flemons	2
Jerry Mason	2
Bobby Measells	2
Del Ray Mounts	2
Rayford Young	2
18. Tony Battie	1
Eugene Carpente	1
Mark Davis	1
Harold Denney	1
Andy Ellis	1
Ben Hill	1
Lenny Holly	1
Harold Hudgens	1
Bubba Jennings	1
Mario Layne	1
Curtis Marshall	1
Paul Nolen	1
Wendell Owens	1
Norman Reuther	1
Ronald Ross	1
Clarence Swannegan	1
Ned Underwood	1
Martin Zeno	1
John Roberson	1
Mike Singletary	1

Total 30-Point Games	101
Total 30-Point Scorers	37



TEXAS TECH FIELD GOAL RECORDS

Team Records

FIELD GOALS MADE

Game – 67 vs. East Central (11/20/08)

Season – 979 (2002-03)

FIELD GOALS ATTEMPTED


Game – 113 vs. East Central (11/20/08)

Season – 2,092 (2002-03)

FIELD GOAL PERCENTAGE

Game – 72.7 vs. New Orleans (1/14/89)

Season – .518 (1979-80)



Individual Records

FIELD GOALS MADE

Game – 18, Dub Malaise vs. Texas (1965-66)

Season – 297, Andre Emmett (2002-03)


Career – 882, Andre Emmett (2001-04)

FIELD GOALS ATTEMPTED


Game – 33, Virgil Johnson vs. Houston Bap. (1953-54)

Season – 595, Andre Emmett (2001-04)

Career – 1,765, Andre Emmett (2001-04)



Will Flemons set the all-time school record in field goal percentage with a .598 career average.



Mike Russell



Bubba Jennings


Career Leaders

FIELD GOALS MADE

Player	Years	Pct	FGA	FGM
1. Andre Emmett	01-04	.500	1,765	882
2. Rick Bullock	73-76	.565	1,489	842
3. Jarrius Jackson	03-06	.437	1,743	761
4. Jason Sasser	92-96	.474	1,552	736
5. Bubba Jennings	80-85	.482	1,434	691
6. Jim Reed	53-56	.449	1,456	654
7. Martin Zeno	04-07	.472	1,384	653
8. Cory Carr	95-98	.428	1,473	630
9. Sean Gay	85-89	.493	1,239	611
10. Lance Hughes	91-95	.500	1,208	604

FIELD GOALS ATTEMPTED

Player	Years	Pct	FGM	FGA
1. Andre Emmett	00-03	.500	882	1,765
2. Jarrius Jackson	03-06	.437	761	1,743
3. Jason Sasser	92-96	.474	736	1,552
4. Rick Bullock	73-76	.565	842	1,489
5. Cory Carr	95-98	.428	630	1,473
6. Jim Reed	53-56	.449	654	1,456
7. Bubba Jennings	80-85	.482	691	1,434
8. Martin Zeno	04-07	.472	653	1,384
9. Paul Nolen	51-53	.399	532	1,332
10. Sean Gay	85-89	.493	611	1,239



Jason Sasser


FIELD GOAL PERCENTAGE

Player	Years	FGM	FGA	Pct
1. Will Flemons	90-93	575	961	.598
2. Rick Bullock	73-76	842	1,489	.565
3. Mike Russell	76-78	593	1,093	.543
4. Cliff Owens	96-01	378	702	.538
5. William Johnson	73-75	424	824	.515
6. Eugene Carpenter	54-56	366	717	.510
7. Jeff Taylor	79-82	560	1,100	.509
8. Andre Emmett	01-04	882	1,765	.500
Lance Hughes	92-95	604	1,208	.500
10. Ronald Ross	02-05	470	947	.496

Individual Single-Season Highs

FIELD GOALS MADE

Player	Year	Pct	FGA	FGM
1. Andre Emmett	02-03	.499	595	297
2. Rick Bullock	75-76	.545	486	265
3. Andre Emmett	03-04	.526	494	260
4. Mike Russell	76-77	.552	453	250
Bubba Jennings	84-85	.548	456	250
6. Andre Emmett	01-02	.519	466	242
7. Greg Lowery	71-72	.513	456	234
8. Rick Bullock	73-74	.587	390	229
9. Jarrius Jackson	06-07	.433	517	224
10. Paul Nolen	50-51	.448	491	220



Darvin Ham

FIELD GOALS ATTEMPTED

Player	Year	Pct	FGM	FGA
1. Andre Emmett	02-03	.499	297	595
2. Jarrius Jackson	06-07	.433	224	517
3. Cory Carr	96-97	.427	213	499
4. Jarrius Jackson	03-05	.438	216	496
5. Andre Emmett	03-04	.526	260	494
Cory Carr	97-98	.423	209	494
7. Paul Nolen	50-51	.448	220	491
8. Rick Bullock	75-76	.545	265	486
9. Andre Emmett	01-02	.519	242	466
10. Jim Reed	54-55	.441	208	461

FIELD GOAL PERCENTAGE

Player	Year	FGM	FGA	Pct
1. Don Grove	47-48	99	140	.707
2. Steve Miles	88-89	70	111	.631
3. Will Flemons	92-93	214	344	.622
4. J.D. Sanders	88-89	110	177	.621
5. Darwin Ham	93-94	93	149	.624
6. Will Flemons	91-92	191	313	.610
7. Ben Hill	78-79	105	172	.610
8. Darwin Ham	94-95	75	126	.595
9. Cliff Owens	97-98	109	184	.592
10. Ben Hill	79-80	108	183	.590

THREE-POINT FIELD GOAL RECORDS

Team Records

MOST THREE-POINT FIELD GOALS MADE

Game – 16, Twice: latest vs. UNC Asheville (04-05)
Season – 251 (1995-96)

MOST THREE-POINT FIELD GOALS ATTEMPTED

Game – 37, twice; latest vs. Nicholls State (95-96)
Season – 714 (1995-96)

HIGHEST THREE-POINT FG PERCENTAGE

Game – 1.000 vs. UNC Charlotte (85-86)
Season – .421 (1987-88)

Individual Records

MOST THREE-POINT FIELD GOALS MADE

Game – 9, Alan Voskuil vs. Kansas (03/04/09)
Season – 94, Cory Carr (1996-97)
Career – 262, Cory Carr (1994-98)

MOST THREE-POINT FIELD GOALS ATTEMPTED


Game – 19, Cory Carr vs. Baylor (96-97)
Season – 249, Cory Carr (1996-97)
Career – 716, Cory Carr (1994-98)

HIGHEST THREE-POINT FG PERCENTAGE

Game – 1.000, Todd Duncan vs. Rice [5-of-5] (2/8/89)
 1,000, Will Chavis vs. San Diego St [5-of-5] 11/17/01
Season – .500, Alan Voskuil (2007-2008)
Career – .459, Todd Duncan (1987-89)




Will Chavis is the most recent Red Raider to make 5-of-5 three-point attempts.



Koy Smith



Todd Duncan



Rayford Young



Stan Bonewitz

Career Leaders

THREE-POINT FIELD GOALS MADE (min. 200 attempts)

Player	Years	Pct	3A	3M
1. Cory Carr	94-98	.376	716	262
2. Stan Bonewitz	95-99	.430	561	241
3. Koy Smith	92-96	.371	638	237
4. Jarrius Jackson	03-06	.419	554	232
5. Alan Voskuil	05-08	.441	460	203
6. Rayford Young	96-00	.381	443	169
7. Lance Hughes	91-95	.384	438	168
8. Todd Duncan	87-89	.459	287	132
9. Jerry Mason	87-90	.456	283	129
10. John Roberson	07-P	.372	336	125

THREE-POINT FIELD GOALS ATTEMPTED

Player	Years	Pct	3M	3A
1. Cory Carr	94-98	.376	262	716
2. Koy Smith	92-96	.371	237	638
3. Stan Bonewitz	95-99	.430	241	561
4. Jarrius Jackson	03-07	.419	232	554
5. Alan Voskuil	05-08	.441	203	460
6. Rayford Young	96-00	.381	169	443
7. Lance Hughes	91-95	.384	168	438
8. John Roberson	07-P	.372	125	336
9. Todd Duncan	87-89	.459	132	287
10. Jerry Mason	87-90	.456	129	283

THREE-POINT FIELD GOAL PERCENTAGE (min. 200 attempts)

Player	Years	3M	3A	Pct
1. Todd Duncan	87-89	132	287	.459
2. Jerry Mason	87-90	129	283	.456
3. Alan Voskuil	05-08	203	460	.441
4. Stan Bonewitz	95-99	241	561	.430
5. Jarrius Jackson	03-07	232	554	.419
6. James Ware	98-00	106	256	.414
7. Stacy Bailey	90-92	104	271	.384
8. Lance Hughes	91-95	168	438	.384
9. Rayford Young	96-00	169	443	.381
10. Cory Carr	94-98	262	716	.376



Cory Carr made 262 of his 716 career three-point attempts

Individual Single-Season Highs

THREE-POINT FIELD GOALS MADE


Player	Year	Pct	3A	3M
1. Cory Carr	96-97	.378	249	94
2. Cory Carr	95-96	.391	235	92
3. Alan Voskuil	08-09	.435	209	91
4. Stan Bonewitz	97-98	.418	201	84
5. Jarrius Jackson	06-07	.436	181	79
6. Koy Smith	95-96	.362	213	77
7. Lance Hughes	94-95	.386	197	76
8. Jarrius Jackson	05-06	.448	163	73
9. John Roberson	08-09	.353	201	71
10. Alan Voskuil	07-08	.500	134	67

THREE-POINT FIELD GOALS ATTEMPTED

Player	Year	Pct	3M	3A
1. Cory Carr	96-97	.378	94	249
2. Cory Carr	95-96	.391	92	235
3. Koy Smith	95-96	.362	77	213
4. Alan Voskuil	08-09	.435	91	209
5. John Roberson	08-09	.353	71	201
Stan Bonewitz	97-98	.418	84	201
7. Cory Carr	97-98	.338	67	198
8. Lance Hughes	94-95	.386	76	197
9. Jarrius Jackson	06-07	.36	79	181
10. Koy Smith	93-94	.318	55	173

THREE-POINT FIELD GOAL PERCENTAGE

Player	Year	3M	3A	Pct
1. Andy Ellis	01-02	24	47	.511
2. Alan Voskuil	07-08	67	134	.500
3. Lance Hughes	92-93	31	65	.477
4. Stan Bonewitz	96-97	62	134	.463
5. Todd Duncan	88-89	65	141	.461
6. Todd Duncan	87-88	67	146	.459
7. Jarrius Jackson	04-05	44	96	.458
8. Derek Butts	90-91	21	46	.457
9. Jarrius Jackson	05-06	73	163	.448
10. James Ware	98-99	43	98	.439



Koy Smith



TEXAS TECH FREE THROW RECORDS

Team Records

MOST FREE THROWS MADE

Game – 42 vs. Houston (93-94)
Season – 589 (1954-55)

MOST FREE THROWS ATTEMPTED

Game – 58 vs. Houston (93-94)
Season – 854 (1954-55)

HIGHEST FREE THROW PERCENTAGE

Game – .947 vs. Iowa State [18-of-19] (3/7/97)
Season – .756 [526 of 696] (2004-2005)



The 1993-94 Red Raiders hold the school record with 42 made free throws against Houston.

Individual Records

MOST FREE THROWS MADE

Game – 19, Martin Zeno vs. Missouri (01/23/08)
Season – 191, Dub Malaise (1964-65)
Career – 576, Martin Zeno (2004-07)

MOST FREE THROWS ATTEMPTED

Game – 24, Martin Zeno vs. Missouri (01/23/08)
Season – 247, Rick Bullock (1975-76)
Career – 762, Jason Sasser (1992-96)

HIGHEST FT PERCENTAGE (Min. 10 Attempts)

Game – 1.000, ten tied, latest Alan Voskuil @ UTEP [14-of-14] (11/25/06)
Season – .896, Alan Voskuil (2008-09)
Career – .857, Alan Voskuil (2005-08)



Rayford Young dazzled fans with a 32-point outburst in the final nine minutes against Kansas on Feb. 13, 1999. Eighteen of those 32 points came from the foul line. Tech won 90-84.

Career Leaders

FREE THROWS MADE


Player	Years	Pct	FTA	FTM
1. Martin Zeno	04-07	.760	758	576
2. Jason Sasser	92-96	.727	762	554
3. Jarius Jackson	03-06	.798	585	467
4. Dub Malaise	64-66	.822	550	452
5. Will Flemons	89-93	.750	585	439
6. Andre Emmett	00-03	.703	623	438
7. Rick Bullock	72-76	.667	651	434
8. Jim Reed	53-56	.651	661	430
9. Del Ray Mounts	60-62	.753	563	424
10. Lance Hughes	91-95	.737	524	386

FREE THROWS ATTEMPTED

Player	Years	Pct	FTM	FTA
1. Jason Sasser	92-96	.727	554	762
2. Martin Zeno	04-07	.760	576	758
3. Jim Reed	53-56	.651	430	661
4. Rick Bullock	72-76	.667	434	651
5. Andre Emmett	01-04	.703	438	623
6. Jarius Jackson	03-06	.798	467	585
7. Will Flemons	89-93	.750	439	585
8. Del Ray Mounts	60-62	.753	424	563
9. Dub Malaise	64-66	.822	452	550
10. Lance Hughes	91-95	.737	386	524

FREE THROW PERCENTAGE (Minimum 200 made)

Player	Years	FTM	FTA	Pct
1. Alan Voskuil	05-08	215	251	.857
2. Bubba Jennings	81-85	325	383	.849
3. Rayford Young	96-00	359	429	.837
4. Gerald Myers	57-59	235	281	.836
5. Greg Lowery	70-72	376	451	.834
6. Kent Williams	77-80	260	316	.823
7. Dub Malaise	64-66	452	550	.822
8. Jarius Jackson	03-07	467	585	.798
9. Cory Carr	94-98	382	479	.797
10. Gene Knolle	69-71	271	345	.786




Jason Sasser



Gerald Myers



Bubba Jennings



Dub Malaise



Alan Voskuil

Individual Single-Season Highs

FREE THROWS MADE

Player	Year	Pct	FTA	FTM
1. Dub Malaise	64-65	.845	226	191
2. Will Flemons	91-92	.610	232	184
3. Martin Zeno	06-07	.791	225	178
Rick Bullock	75-76	.721	247	178
5. Jason Sasser	95-96	.726	234	170
6. Jason Sasser	94-95	.793	213	169
7. Greg Lowery	71-72	.840	200	168
8. Andre Emmett	03-04	.730	226	165
Will Flemons	92-93	.737	224	165
10. Martin Zeno	07-08	.755	212	160

FREE THROWS ATTEMPTED

Player	Year	Pct	FTM	FTA
1. Rick Bullock	75-76	.721	178	247
2. Jason Sasser	95-96	.726	170	234
3. Will Flemons	91-92	.610	184	232
4. Andre Emmett	03-04	.730	165	226
Dub Malaise	64-65	.845	191	226
6. Martin Zeno	05-06	.791	178	225
7. Del Ray Mounts	60-61	.737	159	216
8. Jim Reed	54-55	.649	139	214
9. Jason Sasser	94-95	.793	169	213
10. Martin Zeno	07-08	.755	160	212

FREE THROW PERCENTAGE

Player	Year	FTM	FTA	Pct
1. Alan Voskuil	08-09	86	96	.896
2. Rayford Young	98-99	99	112	.884
3. Gerald Myers	57-58	107	123	.869
4. Bubba Jennings	84-85	105	121	.868
5. Jerry Haggard	67-68	72	83	.867
6. Todd Duncan	88-89	39	45	.867
7. Steve Miller	69-70	26	30	.870
8. Jerry Haggard	68-69	71	82	.866
9. Jerry Haggard	66-67	51	59	.864
10. Kent Williams	78-79	69	80	.863



TEXAS TECH REBOUND RECORDS

Team Records

MOST REBOUNDS

Game – 80 vs. West Texas State (54-55)

Season – 1,258 (1995-96)

Individual Records

MOST REBOUNDS

Game – 27, twice; latest, Jim Reed

vs. Texas (2/14/56)

Season – 492, Paul Nolen (1950-51)

Career – 1,333, Jim Reed (1953-56)

HIGHEST REBOUNDING AVERAGE

Season – 17.6, Paul Nolen (1950-51)

Career – 14.5, Paul Nolen (1950-53)

Career Leaders

REBOUNDS

Player	Years	GP	Avg	Reb
1. Jim Reed	52-56	95	14.0	1,333
2. Paul Nolen	50-53	76	14.5	1,104
3. Rick Bullock	72-76	107	9.9	1,057
4. Will Flemons	89-93	96	9.2	934
5. Jason Sasser	92-96	119	7.5	895
6. Eugene Carpenter	53-56	75	11.2	840
7. Andre Emmett	01-04	128	6.0	765
8. Mike Russell	76-78	89	8.4	744
9. Tony Battie	94-97	86	8.4	724
10. Andy Ellis	99-02	104	6.4	670

HIGHEST REBOUNDING AVERAGE

Player	Years	GP	Avg	Reb
1. Paul Nolen	50-53	76	14.5	1,104
2. Jim Reed	52-56	95	14.0	1,333
3. Eugene Carpenter	53-56	75	11.2	840
4. Rick Bullock	72-76	107	9.9	1,057
5. Will Flemons	89-93	96	9.2	934
6. Tony Battie	94-97	86	8.4	724
7. Mike Russell	76-78	89	8.4	744
8. Leon Hill	56-59	70	8.2	573
9. Norman Reuther	63-66	67	8.2	545
10. Jason Sasser	92-96	119	7.5	895


Individual Single-Season Highs

REBOUNDS

Player	Year	GP	Avg	Reb
1. Paul Nolen	50-51	28	17.6	492
2. Jim Reed	54-55	25	16.3	407
3. Tony Battie	96-97	28	11.8	329
4. Will Flemons	92-93	30	10.8	324
5. Jim Reed	52-53	24	13.5	323
6. Rick Bullock	75-76	31	10.4	322
7. Eugene Carpenter	54-55	25	12.8	321
8. Paul Nolen	51-52	24	13.3	318
9. Jim Reed	53-54	24	12.8	306
10. Jim Reed	55-56	22	13.5	297

HIGHEST REBOUNDING AVERAGE

Player	Year	GP	Reb	Avg
1. Paul Nolen	50-51	28	492	17.6
2. Jim Reed	54-55	25	407	16.3
3. Jim Reed	52-53	24	323	13.5
4. Jim Reed	55-56	22	297	13.5
5. Paul Nolen	51-52	24	318	13.3
6. Eugene Carpenter	54-55	25	321	12.8
7. Jim Reed	53-54	24	306	12.8
8. Paul Nolen	52-53	24	294	12.2
9. Tony Battie	96-97	28	329	11.8
10. Eugene Carpenter	55-56	25	278	11.1



Jim Reed pulled down 1,333 career rebounds.


Individual Single-Game Highs

REBOUNDS

Reb	Player	Opponent	Date
27	Jim Reed	Eastern New Mexico	12/17/55
27	Jim Reed	Texas	2/14/56
26	Jim Reed	Furman	12/17/54
24	Jim Reed	Hardin-Simmons	2/1/55
23	Jim Reed	New Mexico A&M	1/16/54
23	E. Carpenter	Arizona State	2/1/56
23	Will Flemons	Houston	1/3/90
20	Andy Ellis	Prairie View A&M	1/3/00



Paul Nolen



Rick Bullock



The 1995-96 Red Raiders set the single-season rebound record at Tech with 1,258 boards.



Currently playing professionally in Japan, Andy Ellis was the latest Red Raider to post a 20-rebound game when he accomplished the feat against Prairie View in the 1999-2000 season.



ASSISTS, BLOCKS, STEALS RECORDS

Team Records

ASSISTS

Game – 35 vs. East Central (11/20/08)
Season – 588 (2001-02)

BLOCKS

Game – 12 vs. Pepperdine (1997-98)
Season – 139 (1999-00)

STEALS

Game – 24 vs. Nicholls State (12/07/02)
Season – 297 (2002-03)

Individual Records

ASSISTS

Game – 14, Stan Bonewitz vs. Fresno State (96-97)
Season – 212, John Roberson (2008-2009)
Career – 435, Stan Bonewitz (1995-99)

ASSISTS PER GAME

Season – 6.4, John Roberson (2008-2009)
Career – 3.9, Stan Bonewitz (1995-99)

BLOCKS

Game – 7, Will Flemons vs. Texas A&M (89-90)
Season – 71, Tony Battie (1996-97)
Career – 162, Tony Battie (1994-97)

BLOCKS PER GAME


Season – 2.5, Tony Battie (1996-97)
Career – 2.7, Tony Battie (1994-97)

STEALS


Game – 7, twice; latest Ronald Ross vs. UTEP (04)
Season – 86, Ronald Ross (2004-05)
Career – 204, Ronald Ross (2002-05)

STEALS PER GAME

Season – 2.6, Ronald Ross (2004-05)
Career – 1.7, Sean Gay (1985-89)



Tony Battie was a defensive menace during the 1995-97 seasons when he amassed 139 of his school record 162 blocked shots. Battie also became the first-ever Red Raider selected as a lottery pick in the NBA Draft when he was taken as the fifth pick by the Denver Nuggets in the 1997 draft.



John Roberson set the school record in assists for a season with 212 in 2008-2009 season.

Career Leaders

ASSISTS

Player	Years	Ast
1. Stan Bonewitz	95-99	435
2. Sean Gay	85-89	432
3. Rayford Young	96-00	406
4. Martin Zeno	04-07	403
5. Bubba Jennings	80-85	378
6. Jarius Jackson	03-07	357
7. Tony Benford	82-86	341
8. Bryant Moore	90-92	335
9. Kent Williams	76-80	323
10. Ronald Ross	02-05	320

BLOCKED SHOTS

Player	Years	Blk
1. Tony Battie	95-97	162
2. Rick Bullock	72-76	149
3. Will Flemons	89-93	109
4. Devonne Giles	03-05	107
5. Brodney Kennard	98-00	106
6. Andy Ellis	99-02	100
7. Vince Taylor	81-85	99
8. Mark Davis	93-95	79
9. Gionet Cooper	93-97	62
10. Sean Gay	85-89	59


STEALS

Player	Years	Stl
1. Ronald Ross	02-05	204
2. Jarius Jackson	03-07	196
Sean Gay	85-89	196
4. Rayford Young	96-00	171
5. Martin Zeno	04-07	167
6. Bubba Jennings	80-85	149
7. Jason Sasser	92-96	144
8. Geoff Huston	75-79	127
9. Koy Smith	92-96	117
10. Alan Voskuil	05-08	113
Vince Taylor	81-85	113

Individual Single-Season Highs

ASSISTS

Player	Years	Ast
1. John Roberson	08-09	212
2. Jason Martin	95-96	182
3. Bryant Moore	91-92	179
4. Jamal Brown	00-01	175
5. Bryant Moore	90-91	156
6. Stan Bonewitz	96-97	151
7. Lenny Holly	92-93	149
8. Kent Williams	79-80	142
Mark Davis	94-95	142
10. Sean Gay	88-89	128




Sean Gay



Stan Bonewitz

BLOCKED SHOTS

Player	Years	Blk
1. Tony Battie	96-97	71
2. Brodney Kennard	99-00	69
3. Tony Battie	95-96	68
4. Devonne Giles	04-05	56
5. Andy Ellis	01-02	55
6. Devonne Giles	03-04	51
7. Mark Davis	93-94	43
8. Rick Bullock	74-75	42
9. Rick Bullock	73-74	41
10. Will Flemons	89-90	37




Jarius Jackson



Ronald Ross



Andre Emmett



Martin Zeno

STEALS

Player	Years	Stl
1. Ronald Ross	04-05	86
2. Andre Emmett	02-03	64
3. Jarius Jackson	03-04	62
4. Ronald Ross	02-03	56
5. Bryant Moore	91-92	55
6. Sean Gay	85-86	54
7. Steve Smith	81-82	53
Jarius Jackson	05-06	53
9. Sean Gay	87-88	51
Mark Davis	94-95	51



MISCELLANEOUS RECORDS

Team Records

MOST POINTS ALLOWED
 Game – 125 vs. Texas (2/20/94)
 Season – 2,349 (2006-07)

MOST WINS
 Season – 28 [28-1] (1995-96)
 Two-Consecutive Seasons – 48 [48-11] (1994-96)
 Three-Consecutive Seasons – 68 [68-33] (2001-03)
 Four-Consecutive Seasons – 90 [90-44] (2001-04)
 Five-Consecutive Seasons – 105 [105-61] (2001-05)

MOST CONSECUTIVE WINS
 Season – 26 (1995-96)

HIGHEST WINNING PERCENTAGE
 Season – .966 [28-1] (1995-96)

MOST LOSSES
 Season – 23 [8-23] (1990-91)
 Two-Consecutive Seasons – 45 [13-45] (1989-91)

LOWEST WINNING PERCENTAGE
 Season – .185 [5-22] (1989-90)

MOST GAMES PLAYED
 Season – 35 [22-13] (2002-03)

Individual Records

GAMES PLAYED
 Career – 133, Jarius Jackson (2003-06)

PERSONAL FOULS
 Career – 367, Jeff Taylor (1979-82)
 Season – 108, Rick Bullock (1975-76)

Career Leaders

Player	Years	GP
1. Jarius Jackson	03-06	133
2. Ronald Ross	02-05	132
3. Martin Zeno	04-07	130
4. Andre Emmett	00-03	128
5. Alan Voskuil	05-08	127
6. Tony Benford	82-86	121
7. Ray Irvin	82-86	120
8. Jason Sasser	92-96	119
Koy Smith	92-96	119
10. Vince Taylor	81-85	118



Jarius Jackson played in 133 games during his four-year career at Texas Tech.

The Last Time Texas Tech ...

Scored 100 Points _____ 167 vs. East Central (167-115) [11/20/08]
 Scored 100 Points and Lost _____ 105 vs. New Mexico State (122) [12/27/96]
 Held Opponents Under 50 Points _____ 47 by St. Francis (PA) (81-47) [11/14/08]
 Won by 35 Points or More _____ 52 vs. East Central (167-115) [11/20/08]
 Shot 60 Percent From the Field _____ 621 (36-of-58) vs. E. Kentucky [11/22/08]
 Shot 30 Percent From the Field _____ 290 (18-for-62) at Kansas [03/03/08]
 Had 40 Free Throw Attempts _____ 43 vs. Oklahoma State [02/18/09]
 Had 50 Free Throw Attempts _____ 50 vs. Missouri [01/23/08]
 Made 30 Free Throws _____ 32 vs. Oklahoma State [02/18/09]
 Made 40 Free Throws _____ 40 vs. Southwestern Louisiana [12/06/97]
 Had 50 Rebounds _____ 65 (off: 26, def: 39) vs. East Central [11/20/08]
 Had 30 Assists _____ 35 vs. East Central [01/24/09]
 Had 10 Steals _____ 11 at Missouri [01/24/09]
 Had 30 Fouls _____ 34 vs. Texas A&M [02/21/09]
 Had 20 Turnovers _____ 29 at Missouri [01/24/09]
 Had Two Players with 20 Points _____ at Texas A&M [01/28/09]
 _____ Lewandowski (20) and Roberson (20)
 Had Three Players with 20 Points _____ vs. Baylor [03/02/02]
 _____ Ellis (28), Emmett (27), & Powell (25)
 Had Five Players in Double Figures _____ at Missouri [01/24/09]
 Okorie (12), Voskuil (12), Singletary (14), Roberson (15), and Lewandowski (16)
 Had Six Players in Double Figures _____ vs. Georgia State [12/29/04]
 Giles (10), Ross (11), Marshall (12), Jackson (18), Coffman (12), and Zeno (13)
 Had Eight Players in Double Figures _____ vs. UNC Asheville [11/19/04]
 Marshall (30), Dora (10), Jackson (15), Ross (10), Zeno (10),
 Coffman (14), White (12), and Suljagic (12)
 Had Ten Players in Double Figures _____ vs. East Central [11/20/08]
 Craig (11), Cohadarevic (12), Prince (12), Roberts (13), Okorie (15), Dunn
 (16), Singletary (16), Roberson (17), Voskuil (17), and Cook (20)

The Last Time a Texas Tech Player ...

Had a Triple Double _____ vs. Texas [03/14/03]
 _____ Kasib Powell [12 points, 12 rebounds, and 10 assists]
 Scored 40 Points _____ 43, Mike Singletary vs. Texas A&M [03/11/09]
 Scored 30 Points _____ 35, Alan Voskuil vs. Kansas [03/04/09]
 Made Five Three-Pointers _____ 9, Alan Voskuil vs. Kansas [03/04/09]
 Had 20 Rebounds _____ 20, Andy Ellis vs. Prairie View A&M [1/3/00]
 Had 15 Rebounds _____ 17, Devonne Giles vs. San Francisco [01/01/05]
 Had 10 Assists _____ 13, John Roberson at Texas A&M [01/28/09]
 Had Five Steals _____ 5, Nick Okorie vs. East Central [11/20/08]
 Had Five Blocks _____ 5, Robert Lewandowski vs. Centenary [12/23/08]
 Had 20 Field Goal Attempts _____ 20, Mike Singletary vs. Texas A&M [03/11/09]
 Made 10 Field Goals _____ 14, Mike Singletary vs. Texas A&M [03/11/09]
 Had 15 Free Throw Attempts _____ 15, Mike Singletary vs. Oklahoma St [02/18/09]
 Made 10 Free Throws _____ 12, Mike Singletary vs. Texas A&M [03/11/09]

The Last Time an Opposing Team ...

Scored 100 Points _____ 111 by Stanford [12/28/08]
 Shot 60 Percent From the Field _____ 60.6 % by Kansas [02/09/02]
 Shot Under 30 Percent From the Field _____ .264 by Stephen F. Austin [01/01/09]
 Had 40 Free Throw Attempts _____ 51 by Texas A&M [02/21/09]
 Made 30 Free Throws _____ 32 at Missouri [01/24/09]
 Had 50 Rebounds _____ 54 by Stephen F. Austin [01/01/09]
 Had 30 Assists _____ 31 by Kansas [11/23/03]
 Had 10 Steals _____ 11 by Kansas [03/04/09]
 Had 10 Blocks _____ 11 at Oklahoma [11/02/06]
 Had 30 Fouls _____ 31 by Texas [03/01/08]
 Had 20 Turnovers _____ 20 by Colorado [01/20/09]

The Last Time an Opposing Player ...

Had a Triple Double _____ Texas A&M [3/5/94]
 _____ David Edwards (18 points, 10 rebounds, 12 assists)
 Scored 40 Points _____ 40, B. Griffin, OU [02/14/09]
 Scored 30 Points _____ 38, L. Dunn, Baylor [03/08/08]
 Made Five Three-Pointers _____ 6, Petersen, ISU [03/07/09]
 Had 15 Rebounds _____ 18, B. Griffin, OU [02/28/09]
 Had 10 Assists _____ 11, J. Stone, UTEP [12/17/08]
 Had Seven Turnovers _____ 7, Donald Sloan, Texas A&M [02/27/08]
 Had Five Steals _____ 5, C. Miller, Nebraska [01/31/09]
 Had Five Blocks _____ 5, Kyle Visser, Wake Forest [11/18/05]



Kasib Powell registered the first triple-double in Big 12 Championship play in the 2002-03 season with 12 points, 12 rebounds, and 10 assists in the 92-81 win over Texas.



ALL-TIME SERIES RECORDS

Opponent	W-L	Last Met
Abilene Christian	24-11	1957
Adams State (CO)	2-0	1990
Air Force	7-2	2006
Alabama	1-5	1992
Alaska-Anchorage	1-1	2007
Alcorn State	1-0	1985
American Pipe	2-0	1939
Amarillo AFB	0-1	1944
Angelo State	1-0	1969
Appalachian State	1-0	1985
Arizona	28-22	1994
Arizona State (Flagstaff)	29-7	1953
Arizona State (Tempe)	22-19	1988
Arkansas	40-37	2006
Arkansas-Little Rock	3-0	2006
Arkansas State	1-3	1993
Army	1-0	1972
Auburn	1-1	1963
Auburn-Montgomery	1-0	1982
Austin College	1-0	1949
Austin Peay	0-2	1990
Ball State	0-1	2000
Baylor	74-44	2009
Bergstrom AFB	0-1	1943
Boston College	1-2	2007
Bowling Green	0-1	1950
Brigham Young	1-3	1996
Bucknell	1-0	2006
Butler	0-1	2007
Cal-Fullerton	1-1	1986
Cal-Irvine	0-1	1990
Cal-Long Beach	2-0	1981
Cameron Aggies	3-3	1935
Centenary	8-1	2008
Central State (OK)	3-0	1978
Central Michigan	1-0	1993
Central Missouri	1-0	1971
Checker Cab	1-1	1949
Chicago State	1-0	1984
Chihuahua	0-1	1961
Cincinnati	0-1	1961
Clemson	0-4	1978
Clovis AFB	2-0	1946
Colorado	12-16	2009
Colorado State	5-3	1992
Colorado Western	1-0	1950
Cosden Oilers	2-0	1937
Creighton	1-2	1975
Daniel Baker	1-3	1929
Dartmouth	1-0	1977
Davidson	1-1	2003
Dayton	1-0	1974
DePaul	0-1	1983
Denver	0-3	1967
Duquesne	1-0	1975
E. Central Oklahoma	4-1	2008
Eastern Kentucky	2-2	2008
Eastern Michigan	0-1	1996
Eastern New Mexico	9-0	1958
East Tennessee State	3-0	2003
East Texas State	3-0	1949
Florida	0-2	1962
Fort Sumner	0-1	1944
Frank Phillips	2-0	1946
Fresno State	3-1	1997
Furman	2-0	2005
Gardner-Webb	1-0	2006
Georgetown	0-2	1996
George Washington	2-0	1998
Georgia Southern	1-0	2005
Georgia State	1-0	2004
Georgia Tech	3-3	2004
Gonzaga	2-0	2007
Hamline	3-1	1960
Hardin-Simmons	52-19	1957
Hawaii-Hilo	1-0	1988
House of David	6-2	1940
Houston	26-27	2003
Houston Baptist	4-0	1994
Howard Payne	5-1	1954
Indiana	0-4	1999
Indiana State	0-1	1971
Iowa	1-7	2005
Iowa State	8-9	2009
Jacksonville	0-2	1981
Jacksonville State	1-0	1987

Opponent	W-L	Last Met
Kansas	4-17	2009
Kansas State	12-12	2009
Kent	1-0	1992
Kentucky	0-4	1994
Kentucky Wesleyan	0-1	1955
Kirkland Flyers	1-0	1942
Lamar	2-1	2008
LaSalle	1-1	1996
Louisiana-Lafayette	4-1	2001
Louisiana Tech	7-2	2007
Louisiana State	3-1	1960
Loyola (IL)	4-1	1968
Lubbock AFB	2-2	1945
Lubbock Flyers	2-1	1943
Marquette	0-1	2006
Massachusetts	1-0	2003
Marshall College	1-0	1948
Maryland	0-1	1955
McMurry	22-4	1968
McNeese State	1-0	1977
Memphis State	0-6	1985
Miami (FL)	0-1	1952
Miami (OH)	0-1	1976
Michigan	2-0	1983
Midland Oilers	4-0	1985
Midwestern State	8-0	1995
Minnesota	4-1	2004
Mississippi	4-0	1975
Mississippi State	1-0	2008
Missouri	8-10	2009
Missouri-Kansas City	1-1	1994
Missouri-St. Louis	1-0	1989
Montana	2-1	1992
Montana State	3-1	1996
Morehead State	1-0	2005
Murray State	0-1	1950
Nebraska	11-13	2009
Nevada (Reno)	1-0	2003
Nevada (Las Vegas)	2-2	2006
New Mexico	42-40	2008
NM Military Institute	2-0	1932
New Mexico Mines	1-0	1931
New Mexico Normal	2-0	1933
New Mexico State	37-21	2005
New Orleans	1-1	1989
Nicholls State	4-0	2002
Norman Naval	0-1	1944
North Alabama	1-0	1989
North Carolina State	1-2	1954
North Dakota State	2-0	2006
North Texas	7-5	2000
NE Louisiana	1-0	1978
NE Missouri State	1-0	1972
Northern Arizona	1-0	2005
Northern Colorado	3-0	2005
Northern Illinois	1-2	1996
Northern Montana	1-0	1978
NW Louisiana	1-0	1989
NW Oklahoma	1-1	1975
Northwestern State	1-0	2007
Notre Dame	0-1	1975
Ogden (UT)	1-1	1934
Ohio Wesleyan	0-1	1950
Ohio State	1-1	2004
Oklahoma	16-29	2009
Oklahoma Baptist	3-0	1977
Oklahoma Christian	2-0	1929
Oklahoma City	4-1	1983
Oklahoma State	13-31	2009
Oklahoma Zoomers	0-1	1943
Old Dominion	1-1	1998
Omaha	1-0	1941
Oral Roberts	5-0	2000
Oregon	1-2	1985
Pacific	2-0	1970
Pan American	3-0	1991
Pennsylvania	0-1	1979
Penn State	1-1	1994
Pepperdine	3-2	1992
Phillips 66ers	2-2	1951
Pittsburgh	0-1	2008
Pittsburg State (KS)	0-2	1940
Portland	2-1	1990
Prairie View A&M	4-0	2000
Providence	1-0	1988
Purdue	0-2	1988

Opponent	W-L	Last Met
Randolph AFB	1-0	1932
Rhode Island	1-0	1977
Rice	63-28	1996
Roswell AFB	1-0	1945
Saint Francis (PA)	1-0	2008
Saint Louis	1-1	1974
Saint Joseph's	0-2	2004
Samford	1-0	1977
Sam Houston State	7-2	2008
San Diego	1-1	1983
San Diego State	6-2	2003
San Francisco	1-1	2005
San Jose State	1-0	2005
Santa Clara	1-1	1957
Seattle U.	1-0	1986
Sheppard AFB	0-2	1943
South Alabama	1-1	1977
South Carolina	1-2	1976
South Dakota	1-0	1976
South Dakota State	2-0	1979
Southeastern Louisiana	1-0	2008
SE Oklahoma	1-2	1942
Southern Cal	1-1	1984
Southern Illinois	2-1	2002
SIU-Edwardsville	1-0	1991
Southern Mississippi	2-0	1997
South Plains AFB	2-2	1944
SMU	56-47	2004
SW Kansas	1-0	1937
SW Missouri St.	3-0	1998
SW Oklahoma	3-4	1934
St. John's	0-2	2003
St. Michael's	1-0	1955
Stanford	0-3	2008
Stephen F. Austin	7-3	2008
Stetson	2-0	2001
Sul Ross State	10-3	1936
Syracuse	1-1	2005
TCU	71-45	2009
Temple	0-1	1994
Tennessee	1-0	1953
Texas	53-69	2009
Texas A&M	64-56	2009
Texas A&M-Corpus Christi	1-0	1999
Texas-San Antonio	3-1	1997
TT Engineers	0-3	1944
Texas Wesleyan	2-1	1981
Toledo	0-1	1950
Trinity	0-1	1949
Tulane	3-2	1993
Tulsa	2-3	1993
UCLA	1-5	2005
UC-Riverside	1-0	2007
UC-Santa Barbara	1-0	1970
UNC Asheville	1-0	2004
UNC Chapel Hill	1-2	1996
UNC Charlotte	4-0	2004
UNC Wilmington	1-0	2002
University of the South	1-0	1953
U.S. International	1-0	1980
UT-Arlington	4-0	1992
UTEP	36-12	2008
UT-Pan American	1-0	2005
UT-San Antonio	2-1	1984
Utah	3-3	2003
Utah State	1-2	1976
Vanderbilt	2-6	1979
Virginia Tech	0-1	1982
Wake Forest	0-1	2005
Warrensburg	3-0	1940
Washington	3-5	1990
Washington State	0-1	1995
Wayland Baptist	8-0	1949
Weatherford (OK)	1-1	1933
Western Illinois	1-0	1978
Western Michigan	1-0	2000
Western Kentucky	3-0	1980
Western Montana	1-0	1949
West Texas State	30-54	1981
West Virginia	0-1	2005
Wichita State	1-2	2008
William & Mary	2-0	2001
Wisconsin	0-2	1994
Wisconsin-Stout	1-0	1976
Wisconsin-Stevens Pt.	1-0	1985
Wyoming	5-7	2002

TEXAS TECH RECORD BOOK



A RECORD SETTING NIGHT AT THE UNITED SPIRIT ARENA

TEXAS TECH 167, EAST CENTRAL 115



OFFICIAL BASKETBALL BOX SCORE GAME TOTALS -- FINAL STATISTICS 11/20/08 7:00 PM AT LUBBOCK, TEXAS (UNITED SPIRIT ARENA)

Texas Tech 167 East Central Univ 115

EAST CENTRAL UNIVERSITY 0-1

player	fg-fga	3pt fg-fga	ft-fta	of	de	tot	pf	tp	a	to	blk	s	min
40 Adams, f	5-8	0-0	5-6	5	5	10	4	15	2	2	3	0	18
41 Nicholson, f	2-9	1-2	3-6	4	2	6	4	8	0	2	0	2	23
15 Thetford, g	4-10	1-4	4-4	2	3	5	1	13	4	6	0	2	30
23 Brewer, g	4-10	1-5	3-8	2	2	4	4	12	1	4	0	1	23
25 Bateman, g	3-16	1-10	4-4	1	2	3	4	11	1	5	1	1	19
02 Figgs	7-13	1-2	4-4	2	2	4	3	19	0	5	0	1	20
03 Clark	2-5	0-0	4-4	0	1	1	1	8	1	1	0	0	19
11 May	1-4	0-2	0-0	1	0	1	1	2	1	1	0	1	11
32 Badley	4-5	0-0	2-2	3	3	6	2	10	1	1	0	0	13
33 Wilkerson	5-14	4-10	3-7	2	4	6	2	17	1	2	0	1	24
TEAM				3	2	5							
Totals	37-94	9-35	32-45	25	26	51	26	115	12	29	4	9	200

FG%	1st Half: 16-38	42.1%	2nd Half: 21-56	37.5%	Game: 39.4%	DEADB
3-PL FG%	1st Half: 6-16	37.5%	2nd Half: 3-19	15.8%	Game: 25.7%	REBS
F Throw %	1st Half: 19-26	73.1%	2nd Half: 13-19	68.4%	Game: 71.1%	6

TEXAS TECH 3-0

player	fg-fga	3pt fg-fga	ft-fta	of	de	tot	pf	tp	a	to	blk	s	min
05 Roberts, f	3-7	0-0	7-10	1	2	3	2	13	4	0	0	0	13
24 Cook, f	9-13	0-1	2-2	3	3	6	3	20	1	3	3	1	11
20 Voskuil, g	6-9	4-7	1-1	1	5	6	1	17	2	1	0	3	25
21 Roberson, g	6-7	3-3	2-4	0	1	1	1	17	7	3	0	2	24
23 Okorie, g	7-11	1-2	0-1	2	1	3	4	15	2	1	0	5	16
02 Craig	5-13	1-4	0-1	1	2	3	2	11	1	1	0	0	14
03 Graham	0-5	0-3	0-0	0	6	6	3	0	6	3	0	2	18
04 Ray	2-4	0-0	0-0	3	2	5	1	4	0	1	0	1	8
10 Dunn	6-8	4-5	0-0	1	2	3	16	1	0	0	1	12	
15 Lewandowski	4-6	0-0	0-1	3	4	7	3	8	4	2	0	0	8
30 Prince	5-5	0-0	2-2	2	2	4	4	12	1	1	0	0	12
31 Cohadarevic	6-11	0-0	0-0	2	4	6	1	12	2	1	0	2	14
32 Singletary	6-11	0-0	4-5	5	4	9	2	16	4	0	0	1	15
41 Suljagic	2-3	0-0	2-2	0	1	1	4	6	0	1	0	0	10
TEAM				2	1	3							
Totals	67-113	13-25	20-29	26	39	65	34	167	35	18	3	18200	

FG%	1st Half: 28-51	54.9%	2nd Half: 39-62	62.9%	Game: 59.3%	DEADB
3-PL FG%	1st Half: 8-15	53.3%	2nd Half: 5-10	50.0%	Game: 52.0%	REBS
F Throw %	1st Half: 13-19	68.4%	2nd Half: 7-10	70.0%	Game: 69.0%	3

Score by Periods	1st	2nd	Total	Attendance: 5,505
East Central Univ	57	58	115	
Texas Tech	77	90	167	

Officials: Allan Spainhour, Tim Ebersole, Brent Hampton

Technical fouls: East Central-None. Texas Tech-None.

2008 LEGENDS CLASSIC - LUBBOCK REGIONAL ROUND - GAME 1

RECORDS

• NCAA Records:

Texas Tech's 167 points - sixth highest total all-time
 Combined points (282) - ties for eighth all-time
 Tech's second half points (90) - 12th for scoring in a half

• Big 12 Records

Most points scored in a half – 90 by TTU in second half
 Most points scored in a game – 167 by TTU
 Most points scored by both teams (non-conference) – 282 combined
 Field goals made in a half – 39 by TTU in the second half
 Field goals made in a game – 67 by TTU
 Field goals attempted in a half – 62 by TTU in the second half
 Field goals attempted in a game – 113 by TTU

• Texas Tech Records:

Points scored in a game – 167; previous 128 vs. Texas [2/20/94 (2OT)]
 Points scored by both teams – 282; previous 253 vs. Texas [2/20/94 (2OT)]
 Players to score in double figures – 10
 Assists in a game – 35; previous 30 three times.
 Field goals made in a game – 67; previous 51 vs. Texas Wesleyan (11/30/81).
 Field goals attempted in a game – 113; previous 101 vs. Arizona State (1/10/56)

MISCELLANEOUS NOTES

- 17 players for both teams scored in double figures: 10 - Texas Tech and 7 - East Central
- Texas Tech

Trevor Cook scored a team-high 20 points....in 11 minutes
 Last time TTU had eight or more players score in double figures was Nov. 19, 2004 vs. UNC Asheville.
 35 total assists in the game is a new TTU record and is third in the Big 12 all-time.
 First time Tech scored 100 points since Dec. 10, 2005 (103, UT Pan American).
 52-point margin of victory was the highest since Dec. 5, 2007 (55, Louisiana Tech).
 First time Tech had 50 or more rebounds since Dec. 7, 2002 (50, Louisiana Tech).
 First time a Red Raider squad has attempted 101 or more field goals in 52 years.



TEXAS TECH RALLIES TO VICTORY OVER TEXAS A&M AS SINGLETARY SETS SCORING RECORD



Texas Tech 88 Texas A&M 83

GAME 32 • March 11, 2009 • Oklahoma City, OK
Texas Tech 88 Texas A&M 83

TEXAS TECH 14-18

player	fg-fga	3pt fg-fga	ft-fa	of	de	tot	pf	tp	a	to	blk	s	min
41 Suljagic, f	0-2	0-0	0-0	0	0	0	0	0	0	0	0	0	5
34 Rizvic, c	0-4	0-0	0-0	1	0	1	3	0	0	0	0	1	17
20 Voskuil, g	3-10	2-6	6-6	2	5	7	3	14	2	1	0	2	37
21 Roberson, g	1-7	1-4	3-4	1	1	2	2	6	4	3	0	1	25
23 Okorie, g	1-5	0-1	3-4	2	2	4	3	5	2	1	0	0	22
02 Craig	2-3	0-1	0-0	0	2	2	0	4	0	2	0	0	7
05 Roberts	1-1	0-0	0-0	2	0	2	2	2	0	1	2	0	10
15 Lewandowski	1-1	0-0	0-0	2	1	3	5	2	0	2	1	1	12
30 Prince	1-2	0-0	0-1	1	2	3	4	2	0	0	0	2	19
31 Cohadarevic	5-8	0-0	0-0	1	1	2	5	10	0	0	0	0	15

32 Singletary 14-20 3-4 12-14 0 6 6 1 43 1 3 0 0 31

TEAM	1	3	4	1
Totals	29-63	6-16	24-29	13 23 36 28 88 9 14 3 7 200

FG%	1st Half: 10-29 34.5%	2nd Half: 19-34 55.9%	Game: 46.0%	DEADB
3-PT FG%	1st Half: 2-9 22.2%	2nd Half: 4-7 57.1%	Game: 37.5%	REBS
F Throw %	1st Half: 7-8 87.5%	2nd Half: 17-21 81.0%	Game: 82.8%	1

TEXAS A&M 23-9

player	fg-fga	3pt fg-fga	ft-fa	of	de	tot	pf	tp	a	to	blk	s	min
00 Davis, f	2-6	0-0	7-10	1	4	5	5	11	2	3	2	1	26
41 Elon, f	4-4	0-0	2-4	1	5	6	5	10	1	2	1	0	17
03 Roland, g	3-8	0-3	2-2	1	0	1	2	8	2	4	0	2	28
15 Sloan, g	8-14	2-4	4-4	1	2	3	0	22	3	4	0	0	31
23 Carter, g	2-6	1-2	10-11	4	4	8	2	15	0	0	0	0	23
05 Harris	0-3	0-1	0-1	0	5	5	2	0	1	0	0	1	21
10 Loubeau	1-1	0-0	0-1	1	1	2	3	2	0	1	0	1	11
11 Holmes	2-6	1-4	2-2	0	0	0	5	7	0	1	0	0	24
40 Graham	0-0	0-0	0-0	0	0	0	0	0	0	0	0	0	0+
45 Walkup	3-6	2-2	0-0	0	4	4	1	8	0	0	1	0	19
TEAM				2	2								
Totals	25-54	6-16	27-35	11 25 36 25 83 9 15 4 5 200									

FG%	1st Half: 16-31 51.6%	2nd Half: 9-23 39.1%	Game: 46.3%	DEADB
3-PT FG%	1st Half: 5-10 50.0%	2nd Half: 1-6 16.7%	Game: 37.5%	REBS
F Throw %	1st Half: 11-16 68.8%	2nd Half: 16-19 84.2%	Game: 77.1%	3

Score by Periods	1st	2nd	Total	Attendance: 15,580
Texas Tech	29	59	88	
Texas A&M	48	35	83	

Officials: Rick Hartzell, Terry Moore, Kelly Self
Technical fouls: Texas Tech-Cohadarevic, Darko, Texas A&M-Davis, Bryan.

2009 Phillips 66 Big 12 Men's Basketball Tournament - First Round - Game 4

Mike Singletary single-handedly fueled a scintillating comeback that put Texas Tech in the Big 12 record books.

Singletary led the biggest rally in Big 12 tournament history, scoring all 29 of Texas Tech's points during a second-half surge that pushed the Red Raiders to a 88-83 win against the Aggies on Wednesday night.

Singletary finished with 43 points to break the tournament scoring record of 38 set by Iowa State's Marcus Fizer in 2000 against Baylor.

MIKE SINGLETARY NEARS NATIONAL RECORD

In Wednesday night's Texas Tech vs. Texas A&M game at the 2009 Phillips 66 Big 12 Men's Basketball Championship, Red Raider sophomore Mike Singletary scored 29 consecutive points for Tech with no other player on his team scoring.

The NCAA has confirmed it does have a record for consecutive points. The list is below, with his place inserted.

CONSECUTIVE POINTS WITH NO TEAMMATES SCORING

54	Bill Milkv	Temple vs. Wilkes	March 3, 1951
29	Mike Singletary	Texas Tech vs. Texas A&M	March 11, 2009
24	Adam Hess	William & Mary vs. Hampton	February 3, 2003

