



2011 MICHIGAN FOOTBALL



HAIL TO THE VICTORS VALIANT HAIL TO THE CONQUERING HEROES

11 NATIONAL TITLES

40 BOWL GAME APPEARANCES

42 BIG TEN TITLES

132 YEARS OF MICHIGAN FOOTBALL

ATHLETIC MEDIA RELATIONS • 1100 SOUTH STATE STREET • ANN ARBOR, MICHIGAN • OFFICE (734) 763-4423 • FAX (734) 647-1188 • MGOBLUE.COM

DID YOU KNOW?

- Michigan leads the all-time series vs. Michigan State 67-31-5.
- Michigan has opened 6-0 for the 27th time in school history and the first time since 2006.
- Michigan has scored on 26 of its 28 red zone opportunities. One unsuccessful red zone trip came while kneeling the ball to conclude the Minnesota game. Twenty-two of U-M's 28 red zone trips have ended with touch-downs (78.6%).
- Brady Hoke became just the third Wolverines head coach since 1901 to win his first six games at U-M (Fielding Yost, 1901; Bennie Oosterbaan, 1948). Hoke also became the first U-M coach since Oosterbaan to win his first two conference games.
- Quarterback Denard Robinson now ranks 10th in Michigan history with 30 TD passes and 11th with 27 TD runs. Robinson ranks 10th in school history in passing yards (3,888) and 11th in rushing yards (2,773).
- U-M totaled 580 yards vs. Minnesota and 541 yards at Northwestern, marking the first time since 1991 the Wolverines have posted back-to-back 500+ yard performances vs. Big Ten opponents.
- U-M is ranked in the Top 10 for the first time since being ranked No. 5 in both the 2007 Associated Press and USA Today Coaches preseason polls.

#11/#10 Michigan Wolverines (6-0, 2-0 Big Ten Conference) vs. #23/#19 Michigan State Spartans (4-1, 1-0 Big Ten Conference)

**GAME 7: Saturday, October 15, 2011 • Noon ET
Spartan Stadium (75,005), East Lansing, Mich.**



Series vs. Michigan State: U-M leads 67-31-5
Series Streak: MSU won 3
Last Meeting vs. MSU: #17 MSU 34, #18 U-M 17 (2010)
Last Michigan Win: #15 U-M 28, MSU 24 (2007)
Television: ESPN
Radio: Michigan Sports Network
Live Stats: MGoBlue.com



GAMEDAY QUICK HITS

TELEVISION COVERAGE

ESPN - Noon EDT
 Play-by-Play - Dave Pasch
 Color Analyst - Chris Spielman
 Color Analyst - Urban Meyer
 Sideline Reporter - Quint Kessenich

DEFENSIVE IMPROVEMENT

• After allowing 35.2 points per game in 2010, Michigan's defense is allowing 12.5 points per game through six games in 2011, ranking 4th in the Big Ten and tied for 8th in the nation in scoring defense. U-M has forced 17 turnovers in 2011 (forced 19 in 2010), including multiple turnovers in all six games. The Wolverines have held opponents to 16 of 52 (30.8%) 3rd-down conversions over the last four games.

RADIO COVERAGE

The Michigan Football Radio Network is comprised of 36 affiliates in addition to Armed Services Radio and Sirius (Channel 135)/XM (Channel 91 - Michigan State broadcast). Frank Beckmann handles play-by-play with Jim Brandstatter serving as the color analyst. Doug Karsch provides sideline reports and analysis.

MAKING ADJUSTMENTS

• The Wolverines have out-scored their opponents 193-40 from the second quarter on this season and 114-21 in the second half. The Wolverines out-scored Northwestern 28-0 after halftime last Saturday, marking the fourth time in six games the Wolverines have held their opponent scoreless in the second half.

WOLVERINES AND THE SPARTANS

Michigan leads the all-time series with Michigan State 67-31-5. U-M is 30-11 since 1970 and 6-4 in the last 10 meetings, dropping three straight (2008-10) after winning six straight from 2002-07. Saturday's battle will mark the 59th meeting for the Paul Bunyan Trophy in the rivalry.

THIRD-DOWN SUCCESS

• U-M converted 14 of 17 (82.4%) third downs at Northwestern, leading to a +15:54 time of possession margin.

TABLE OF CONTENTS

Game Day Information.....1
 Quick Facts.....2-3
 Tale of the Tape/vs. Michigan St...4-5
 National Polls.....6
 Statistical Rankings.....8
 Game Notes.....6-13
 U-M Record When 12
 Starting Lineups 14
 Depth Chart..... 15
 Rosters.....16-19
 Brady Hoke20-21
 Coaching and Support Staff..... 21
 Individual Career Bests.....22-23
 Michigan Stadium..... 24
 Game Recaps25-30
 Players in the NFL..... 31

2011 SCHEDULE AND RESULTS

DATE	RANK	OPPONENT	RESULT	TIME	TV	ATTEND.
Sept. 3	- / -	Western Michigan	W, 34-10	3:30 p.m.	ABC	110,506
Sept. 10	- / -	Notre Dame	W, 35-31	8:00 p.m.	ESPN	114,804
Sept. 17	- / -	Eastern Michigan	W, 31-3	Noon	BTN	110,343
Sept. 24	22 / -	San Diego State	W, 28-7	Noon	BTN	110,707
Oct. 1	19 / -	Minnesota*	W, 58-0	Noon	BTN	111,106
Oct. 8	12 / -	at Northwestern *	W, 42-24	7 p.m.	BTN	47,330
Oct. 15	11 / 23	at Michigan State *		Noon	ESPN	
Oct. 29	- / -	Purdue (HC) *		Noon		
Nov. 5	- / -	at Iowa *		TBA		
Nov. 12	- / -	at Illinois *		TBA		
Nov. 19	- / -	Nebraska *		TBA		
Nov. 26	- / -	Ohio State *		TBA		

All Times Eastern
 * Big Ten Games
Home Games Bold at Michigan Stadium
 Rank (U-M / Opponent) from the Associated Press Top 25 Poll

MICHIGAN FOOTBALL QUICK FACTS

MEDIA RELATIONS

Phone: (734) 763-4423
Fax: (734) 647-1188
Internet Site: MGoBlue.com

Mailing Address:
 Public and Media Relations
 University of Michigan
 1100 S. State St.
 Ann Arbor, MI 48109-2201

ASSOCIATE A.D.
 David Ablauf (dablauf@umich.edu)

FOOTBALL
 Justin Dickens (dickensj@umich.edu)

SECONDARY FOOTBALL/LACROSSE
 Matt Trevor (mtrevor@umich.edu)

PUBLICATIONS
 Barb Cossman (bcossman@umich.edu)

MEN'S BASKETBALL/MEN'S AND WOMEN'S GOLF
 Tom Wywrot (twywrot@umich.edu)

WRESTLING/MEN'S AND WOMEN'S TENNIS
 Leah Howard (lchoward@umich.edu)

WOMEN'S BASKETBALL/WOMEN'S WATER POLO
 Zena Lewis

BASEBALL/FIELD HOCKEY
 Kent Reichert (kereiche@umich.edu)

WOMEN'S GYMNASTICS/WOMEN'S SOCCER/WOMEN'S SWIMMING AND DIVING
 Brad Rudner (brudner@umich.edu)

ICE HOCKEY/WOMEN'S ROWING
 Rob Tillotson (rtillot@umich.edu)

VOLLEYBALL/SOFTBALL
 Sarah VanMetre (vanmetre@umich.edu)

MEN'S AND WOMEN'S TRACK AND FIELD AND CROSS COUNTRY/ SECONDARY MEN'S BASKETBALL
 Whitney Dixon (whitdix@umich.edu)

MEN'S SOCCER/MEN'S SWIMMING AND DIVING/MEN'S GYMNASTICS
 TBA

DIRECTOR OF INTERNET
 Jon Ripperger (ripp@umich.edu)

INTERNET
 Matt Baumer (mbaumer@umich.edu)

OFFICE MANAGER
 Tara Preston (tlap@umich.edu)

ADMINISTRATIVE ASSISTANT
 Joan Medrich (jmedrich@umich.edu)

UNIVERSITY INFORMATION

School: University of Michigan
Location: Ann Arbor, Mich.
Enrollment: 41,942
Founded: 1817
University President: Mary Sue Coleman
Director of Athletics: Dave Brandon
Nickname: Wolverines
Colors: Maize and Blue
Band: Michigan Marching Band
Fight Song: The Victors
Conference: Big Ten

FOOTBALL INFORMATION

First Year of Varsity Status: 1879
All-Time Record: 890-308-36 (132nd season)
All-Time Big Ten Record: 469-183-18 (105th season)
National Titles: 11
Big Ten Championships: 42
Bowl Games (Record): 40 (19-21)
Consensus All-Americans: 77
First-Team All-Big Ten Selections: 392

MICHIGAN STADIUM

Completed: 1927 (85th season)
Stadium Capacity: 109,901
Surface: FieldTurf (artificial)
Largest Crowd (Opp., Year): 114,804 (Notre Dame, 2011)
Record at Michigan Stadium: 389-120-15
Consecutive 100,000-plus Crowds: 235 (Nov. 8, 1975 to current)

2011 SEASON IN REVIEW

Overall Record: 6-0 (1.000)
Big Ten Record: 2-0 (1.000)
Home: 5-0 / **Away:** 1-0 / **Neutral:** 0-0

MICHIGAN HEAD COACHES

Brady Hoke	2011-present	6-0	(1.000)
Rich Rodriguez	2008-10	15-22	(.405)
Lloyd Carr	1995-2007	122-40	(.753)
Gary Moeller	1990-94	44-13-3	(.758)
Bo Schembechler	1969-89	194-48-5	(.796)
Bump Elliott	1959-68	51-42-2	(.547)
Bennie Oosterbaan	1948-58	63-33-4	(.650)
Fritz Crisler	1938-47	71-16-3	(.806)
Harry Kipke	1929-37	46-26-4	(.632)
Tad Wieman	1927-28	9-6-1	(.594)
George Little	1924	6-2	(.750)
Fielding Yost	1901-23, 1925-26	165-29-10	(.833)
Biff Lea	1900	7-2-1	(.750)
Gustave Ferbert	1897-99	24-3-1	(.875)
William Ward	1896	9-1	(.900)
William McCauley	1894-95	17-2-1	(.875)
Frank Barbour	1892-93	14-8	(.636)
M. Murphy/F. Crawford	1891	4-5	(.444)

FOOTBALL HISTORY

First Year of Football 1879
 All-Time Record 890-308-36 (.736)
 All-Time Conference Record 468-184-18 (.712)
 All-Time Bowl Record 19-21 (.475)

National Championships 11
 1901, 1902, 1903, 1904, 1918, 1923, 1932, 1933, 1947, 1948, 1997

Conference Championships 42
 1898, 1901, 1902, 1903, 1904, 1906, 1918, 1922, 1923, 1925, 1926, 1930, 1931, 1932, 1933, 1943, 1947, 1948, 1949, 1950, 1964, 1969, 1971, 1972, 1973, 1974, 1976, 1977, 1978, 1980, 1982, 1986, 1988, 1989, 1990, 1991, 1992, 1997, 1998, 2000, 2003, 2004

Bowl Appearances 40
 1901, 1947, 1950, 1964, 1969, 1971, 1975, 1976, 1977, 1978, 1979, 1980, 1981, 1982, 1983, 1984, 1985, 1986, 1987, 1988, 1989, 1990, 1991, 1992, 1993, 1994, 1995, 1996, 1997, 1998, 1999, 2000, 2001, 2002, 2003, 2004, 2005, 2006, 2007, 2010

Undefeated Seasons 23
 1879, 1880, 1884, 1885, 1886, 1887, 1898, 1901, 1902, 1903, 1904, 1910, 1918, 1922, 1923, 1930, 1932, 1933, 1947, 1948, 1973, 1992, 1997

10+ Win Seasons 25
 1898, 1901, 1902, 1903, 1904, 1905, 1947, 1971, 1972, 1973, 1974, 1976, 1977, 1978, 1980, 1985, 1986, 1989, 1991, 1997, 1998, 1999, 2002, 2003, 2006

Most Consecutive Wins 29 (Sept. 28, 1901 – Oct. 31, 1903)
 All-Time Points Scored 30,652 (No. 2 nationally)
 First-Team All-Americans 124 (77 consensus)
 First-Team All-Big Ten Players 392 (No. 1 in the Big Ten)
 Heisman Trophy Winners 3 (1941, 1991, 1997)
 Years with U-M Player in Heisman Top 10 26
 National Award Winners 10
 College Football Hall of Fame Members 35
 All-Time NFL Draft Picks 337 (two No. 1 picks)
 All-Time First Round Picks 50
 Michigan on TV 425 Games; 278-139-8 (No. 1 nationally)
 First TV Game U-M 55, MSU 0 (Sept. 27, 1947 on WWJ-TV)

MICHIGAN FOOTBALL BY DECADE

2010s	13-6	(.684)
2000s	81-43-0	(.653)
1990s	93-26-3	(.775)
1980s	90-29-2	(.752)
1970s	96-16-3	(.848)
1960s	55-40-0	(.579)
1950s	52-36-3	(.588)
1940s	74-15-3	(.821)
1930s	53-26-4	(.663)
1920s	58-16-4	(.769)
1910s	52-18-6	(.723)
1900s	82-8-3	(.898)
1890s	72-20-2	(.777)
1880s (no games in 1882)	18-9-0	(.667)
1879	1-0-1	(.750)
Overall	890-308-36	(.736)

WEEKLY MEDIA AVAILABILITIES		
MONDAY	TUESDAY	WEDNESDAY
<p>12:30 P.M. - Head Coach Brady Hoke Press Conference at Junge Family Champions Center</p> <p>1 P.M. - Players' Press Conference at Junge Family Champions Center</p>	<p>12:10-12:20 P.M. - Head Coach Brady Hoke Big Ten Teleconference Call</p> <p>3:30-3:50 P.M. - Media practice opportunity for first 20 minutes (b-roll and still photos)</p> <p>5:30 P.M. - Greg Mattison and Al Borges available in interview area post-practice</p> <p>6:00 P.M.- Players available in interview area post-practice</p>	<p>12-12:15 P.M. - Head Coach Brady Hoke available in interview area</p> <p>12:15-12:30 P.M. - Offensive and defensive player available in interview area</p> <p><i>*All interview requests should be directed to the University of Michigan Public and Media Relations office.</i></p>

INSIDE MICHIGAN FOOTBALL

Inside Michigan Football, the University of Michigan Athletic Department-owned football show, returns for a fourth season with the first episode on Monday, Aug. 29 at 6 p.m. on Fox Sports Detroit. Hosted by Jim Brandstatter, the half-hour show will feature analysis from head coach Brady Hoke and be packed with highlights and behind-the-scenes features on Michigan football.

Inside Michigan Football will be broadcast 15 times throughout the season, airing every Monday (start time varies from 5:30-6:30 p.m.) on FSN Detroit, with re-airs on Thursday at 12:30 p.m. and Friday at 2 p.m. Additional airings on FS Detroit and the Big Ten Network will be announced later.

Unfortunately, due to Big Ten Network regulations, Inside Michigan Football will not be available on MGoBlue.com.

Following are the days and times the show airs:

Station	Day, Time
FSN Detroit	Monday, 6:30 p.m.
FSN Detroit	Thursday, 12:30 p.m.
FSN Detroit	Friday, 2 p.m.
Big Ten Network	Wednesday, Noon

Times are Eastern

BIG TEN TELECONFERENCE

The Big Ten Teleconferences run throughout the season on a weekly basis, starting Tuesday, Aug. 30. Head coach Brady Hoke will participate on the conference call at 12:10 p.m. Eastern (11:10 a.m. Central). The media call-in number can be obtained by calling the Big Ten Conference. Following is the coaches teleconference lineup:

Time	Coach
LEGENDS DIVISION	
12:00	Pat Fitzgerald, Northwestern
12:10	Brady Hoke, Michigan
12:20	Bo Pelini, Nebraska
12:30	Mark Dantonio, Michigan State
12:40	Kirk Ferentz, Iowa
12:50	Jerry Kill, Minnesota

LEADERS DIVISION	
1:00	Ron Zook, Illinois
1:10	Danny Hope, Purdue
1:20	Joe Paterno, Penn State
1:30	Bret Bielema, Wisconsin
1:40	Luke Fickell, Ohio State
1:50	Kevin Wilson, Indiana

INSIDE MICHIGAN FOOTBALL RADIO SHOW

Head Coach Brady Hoke will appear each week on the Inside Michigan Football Radio Show. The hour-long show originates on WXYT Radio every Wednesday evening at 7 p.m., with Jim Brandstatter hosting the show. The show is broadcast live from Pizza House (PizzaHouse.com) located at 618 Church Street in Ann Arbor. Following are the stations covering the show:

City	Station	Dial Pos.
Ann Arbor.....	WTKA.....	1050 AM
Battle Creek.....	WBCK.....	930 AM
Benton Harbor.....	WSJM.....	1400 AM
Cassopolis.....	WGTO.....	910 AM
Detroit.....	WXYT.....	1270 AM
Saginaw.....	WSGW.....	790 AM
Traverse City.....	WTCM.....	580 AM

MGOBLUE.COM



MICHIGAN RADIO NETWORK

In its ninth season as a division of IMG College, the Michigan Sports Network represents one of the largest and most-listened to college sports network in the Midwest. Anchored by WWJ-AM (950) in Detroit, the Michigan Radio Network is comprised of 36 affiliate stations that cover the state of Michigan during football season. In addition, U-M football can also be heard on American Armed Forces Radio and is also available on Sirius/XM. Frank Beckmann (play-by-play) and Jim Brandstatter (color) bring the action to you from the booth, with Doug Karsch providing sideline reports and analysis. Following is a list of radio affiliates:

City	Station	Dial Pos.
Alma.....	WQBX.....	104.9 FM
Alpena.....	WATZ.....	1450 AM
Ann Arbor.....	WTKA.....	1050 AM
Ann Arbor.....	WWWW.....	102.9 FM
Battle Creek.....	WBXX.....	104.9 FM
Benton Harbor.....	WSJM.....	1400 AM
Big Rapids.....	WBRN.....	1460 AM
Big Rapids.....	WBRN-FM.....	107.7 FM
Cadillac.....	WATT.....	1240 AM
Cassopolis.....	WGTO.....	910 AM
Charlevoix.....	WMKT.....	1270 AM
Detroit.....	WWJ.....	950 AM
Escanaba.....	WDBC.....	680 AM
Flint.....	WTRX.....	1330 AM
Grand Haven.....	WGHN.....	1370 AM
Grand Rapids.....	WOOD.....	1300 AM
Ishpeming.....	WIAN.....	1240 AM
Jackson.....	WKHM.....	970 AM
Kalamazoo.....	WNWN.....	1560 AM
Kalamazoo.....	WQLR.....	1660 AM
Lansing.....	WLMI.....	92.9 FM
Ludington.....	WKZC.....	94.9 FM
Marine City.....	WHLX.....	1590 AM
Marquette.....	WDMJ.....	1320 AM
Muskegon.....	WOOD.....	106.9 FM
Newberry.....	WNBY.....	1450 AM
Niles.....	WNIL.....	1290 AM
Oscoda.....	WWTH.....	100.7 FM
Petoskey.....	WMKT.....	92.1 FM
Port Huron.....	WHLX.....	1450 AM
Reed City.....	WBRN.....	95.1 FM
Rogers City.....	WHAK.....	980 AM
Rogers City.....	WHAK.....	99.9 FM
Saginaw.....	WSGW.....	790 AM
Sault Ste. Marie.....	WKNW.....	1400 AM
Traverse City.....	WTCM.....	580 AM

U-M football can also be heard on American Armed Forces Radio and is also available on Sirius Satellite Radio.

SERIES INFORMATION vs. MICHIGAN STATE

TALE OF THE TAPE

2011 STATISTICS

OFFENSE

MICHIGAN	CATEGORY	MICHIGAN STATE
38.0	Scoring	28.0
457.5	Total Yards	398.0
257.0	Rushing Offense	128.8
200.5	Passing Offense	269.2
153.1	Pass Efficiency	142.2
130	First Downs	108
57 %	3rd-Down Conv.	35 %
75 %	4th-Down Conv.	56 %
2	Sacks Allowed	5
79 %	Red Zone Offense (TD Eff.)	56 %
93%	Red Zone Offense (Scoring Eff.)	72 %
8.0	Punt Returns	5.9
18.6	Kick Returns	26.9
40.5	Avg. Punting	37.9
35.6	Net Punting	33.7
4-6	Field Goals	7-10
24	Penalties	33
+6	Turnover Margin	+3
29:40	Time Of Possession	34:03

2011 STATISTICS

DEFENSE

MICHIGAN	CATEGORY	MICHIGAN STATE
12.5	Scoring	10.2
336.5	Total Yards	173.4
134.0	Rushing Defense	64.0
202.5	Passing Defense	109.4
116.9	Pass Efficiency	83.4
111	First Downs	59
39 %	3rd-Down Conv. Allowed	29 %
25 %	4th-Down Conv. Allowed	25 %
11	Sacks By	14
42 %	Red Zone Defense (TD Eff.)	60 %
58 %	Red Zone Defense (Scoring Eff.)	80 %
7.6	Punt Returns	8.2
21.3	Kick Returns	25.2
39.2	Avg. Punting	39.3
35.8	Net Punting	36.3
4-6	Field Goals Against	1-2
42	Penalties	27
27:35	Opponent Time Of Possession	25:57

MICHIGAN vs. MICHIGAN STATE SERIES INFORMATION

Series Record: 67-31-5
Michigan Points: 2,303
Michigan State Points: 1,272
Record at Ann Arbor: Michigan leads 48-20-3
Record at Michigan Stadium: Michigan leads 33-18-3
Record at Michigan State: Michigan leads 19-11-2
Record at Spartan Stadium: Michigan leads 17-11-1
Games decided by 3 pts. or Less: Michigan leads 5-3-5
Games decided by 7 pts. or Less: Michigan leads 13-9-5
Longest Michigan Winning Streak: 14 (1916-29)
Longest Michigan Losing Streak: 4 (1934-37, 1950-53, 1959-62)
Current Michigan Streak: Lost 3
Last 10 Games: Michigan leads 6-4
Biggest Michigan Win: 119-0 (1902)
Biggest Michigan Loss: 0-34 (1967)
Last Michigan Home Win: 2006 (U-M is 0-2 since)
Last Michigan Road Win: 2007 (U-M is 0-1 since)
Last Michigan State Home Win: 2009 (Last game)
Last Michigan State Road Win: 2010 (Last game)

MICHIGAN vs. MICHIGAN STATE

MICHIGAN LEADS ALL-TIME SERIES 67-31-5

H: 48-20-3 / **A:** 19-11-2 / **N:** 0-0

YEAR	W/L	SCORE	SITE	RANK
1892	L	8-10	1	
1898	W	39-0	H	
1902	W	119-0	H	
1907	W	46-0	H	
1908	T	0-0	A	
1910	W	6-3	H	
1911	W	15-3	A	
1912	W	55-7	H	
1913	L	7-12	H	
1914	W	3-0	A	
1915	L	0-24	H	
1916	W	9-0	H	
1917	W	27-0	H	
1918	W	21-6	H	
1919	W	26-0	H	
1920	W	35-0	H	
1921	W	30-0	H	
1922	W	63-0	H	
1923	W	37-0	H	
1924	W	7-0	A	
1925	W	39-0	H	
1926	W	55-3	H	
1927	W	21-0	H	
1928	W	3-0	H	
1929	W	17-0	H	
1930	T	0-0	H	
1931	T	0-0	H	
1932	W	26-0	H	
1933	W	20-6	H	
1934	L	0-16	H	
1935	L	6-25	H	
1936	L	7-21	H	
1937	L	14-19	H	
1938	W	14-0	H	
1939	W	26-13	H	
1940	W	21-14	H	
1941	W	19-7	H	
1942	W	20-0	H	
1945	W	40-0	H	
1946	W	55-7	H	11/-
1947	W	55-0	H	
1948	W	13-7	A	
1949	W	7-3	H	
1950	L	7-14	H	3/19
1951	L	0-25	H	17/2

SERIES SCORES (cont.)

YEAR	W/L	SCORE	SITE	RANK
1952	L	13-27	H	-/1
1953	L	6-14	A	-/4
1954	W	33-7	H	
1955	W	14-7	H	2/-
1956	L	0-9	H	5/2
1957	L	6-35	H	6/2
1958	T	12-12	A	16/4
1959	L	8-34	H	
1960	L	17-24	A	
1961	L	0-28	H	6/5
1962	L	0-28	A	
1963	T	7-7	H	
1964	W	17-10	A	7/t-9
1965	L	7-24	H	-/5
1966	L	7-20	A	-/1
1967	L	0-34	H	
1968	W	28-14	H	-/12
1969	L	12-23	A	13/-
1970	W	34-20	H	6/-
1971	W	24-13	A	2/-
1972	W	10-0	H	5/-
1973	W	31-0	A	5/-
1974	W	21-7	H	4/-
1975	W	16-6	A	8/15
1976	W	42-10	H	1/-
1977	W	24-14	A	3/-
1978	L	15-24	H	5/-
1979	W	21-7	A	11/16
1980	W	27-23	H	
1981	W	38-20	A	6/-
1982	W	31-17	H	
1983	W	42-0	A	14/-
1984	L	7-19	H	13/-
1985	W	31-0	A	3/-
1986	W	27-6	H	4/-
1987	L	11-17	A	12/-
1988	W	17-3	H	17/-
1989	W	10-7	A	5/21
1990	L	27-28	H	1/-
1991	W	45-28	A	5/-
1992	W	35-10	H	3/-
1993	L	7-17	A	9/-
1994	W	40-20	H	7/-
1995	L	25-28	A	7/-
1996	W	45-29	H	9/-
1997	W	23-7	A	5/15
1998	W	29-17	H	
1999	L	31-34	A	3/11
2000	W	14-0	H	16/-
2001	L	24-26	A	6/-
2002	W	49-3	H	15/-
2003	W	27-20	A	11/9
2004	W-3OT	45-37	H	12/-
2005	W-OT	34-31	A	-/11
2006	W	31-13	H	6/-
2007	W	28-24	A	15/-
2008	L	21-35	H	
2009	L-OT	20-26	A	22/-
2010	L	17-34	H	18/17

THE PAUL BUNYAN TROPHY

The annual Michigan-Michigan State game gives the winner state bragging rights, an inside track to a bowl game, and last, but certainly not least, ownership of the mammoth Paul Bunyan Trophy. The four-foot wooden statue, donated by then-Governor G. Mennen Williams in 1953, portrays the legendary figure astride an axe with feet planted on a map of the state of Michigan. Two flags—one with the Michigan 'M' and the other with the Michigan State 'S'—are planted on either side of Bunyan.

Since the battle for the trophy began in 1953 with Michigan State's inception into the Big Ten

Conference, Michigan holds a 34-22 edge with two ties. Since 1970, Michigan has won 30 of the 41 games played between the two schools, including a 6-4 edge in the last 10 meetings.

The first game for the Paul Bunyan Trophy was a disputed one for the Wolverines, who said before the Michigan State game that they would refuse the trophy if they won. There was no problem, however, as Michigan State won the initial contest, 14-6, in East Lansing. In 1954, Michigan was glad to take the trophy back when it defeated Michigan State, 33-7, in Ann Arbor.

Paul Bunyan Trophy Records:

Overall Record: Michigan Leads 34-22-2

Most Consecutive Wins: Michigan 8 (1970-77)
Michigan St. 4 (1959-62)

Most Points Scored: Michigan 49 (2002)
 Michigan St. 37 (2004)

THE LAST TIME VS. MICHIGAN STATE...

• Holding a 10-7 second-quarter lead following a 12-yard pass from DENARD ROBINSON to Martell Webb, Michigan State out-scored the Wolverines 27-7 over the final 34-plus minutes to defeat the Wolverines, 34-17, in front of 113,065 at Michigan Stadium.

Michigan State scored 10 points in the final four minutes of the first half to take a 17-10 halftime lead, and then put together two third-quarter touchdown drives to pull away from the Wolverines.

KIRK COUSINS led the Spartans with 284 yards and one touchdown passing, while EDWIN BAKER totaled 147 yards and one touchdown rushing.

ROBINSON passed for 215 yards and one touchdown and rushed for 86 yards and a score, but the Wolverines could not overcome three interceptions in the defeat.

BRADY HOKE AGAINST MICHIGAN STATE

• Saturday will mark Brady Hoke's first contest against Michigan State as a head coach.

INDIVIDUAL BESTS VS. MICHIGAN STATE

Rushing Attempts

- 51, Chris Perry, 2003
- 39, Butch Woolfolk, 1981
- 37, Tshimanga Biakabutuka, 1995
- 36, Mike Hart, 2005
- 32, B.J. Askew, 2002
- 32, Mike Hart, 2004

Rushing Yards

- 253, Butch Woolfolk, 1981
- 224, Mike Hart, 2004
- 219, Chris Perry, 2003
- 218, Mike Hart, 2005
- 191, Tshimanga Biakabutuka, 1995
- 180, Rob Lytle, 1976
- 175, Anthony Thomas, 2000

Rushing Touchdowns

- 3, Harlan Huckleby, 1976
- 3, Billy Taylor, 1970
- 2, Many tied
- Last:* Brandon Minor, 2008

Receptions

- 11, Braylon Edwards, 2004
- 10, David Terrell, 1999
- 10, Jason Avant, 2005
- 9, Jay Riemersma, 1995
- 9, Jim Mandich, 1969
- 9, Jack Clancy, 1966
- 9, Marquise Walker, 2001

Receiving Yards

- 189, Braylon Edwards, 2004
- 150, Marquise Walker, 2001
- 140, Desmond Howard, 1990
- 129, Mario Manningham, 2007
- 125, Marcus Knight, 1999
- 125, Jim Mandich, 1968

Receiving Touchdowns

- 3, Braylon Edwards, 2004
- 2, Mario Manningham, 2007
- 2, Mario Manningham, 2006
- 2, Braylon Edwards, 2003
- 2, Ronald Bellamy, 2002
- 2, Marquise Walker, 2001
- 2, Jerame Tuman, 1996
- 2, Desmond Howard, 1991
- 2, Derrick Alexander, 1990
- 2, Eric Kattus, 1985

Passing Attempts

- 47, Dick Vidmer, 1966
- 41, Tom Brady, 1999
- 37, Drew Henson, 2000
- 35, Don Moorhead, 1969
- 35, Chad Henne, 2004
- 35, Chad Henne, 2005

Passing Completions

- 30, Tom Brady, 1999
- 26, Chad Henne, 2005
- 24, Chad Henne, 2004
- 18, Chad Henne, 2007
- 18, Dick Vidmer, 1966
- 17, Six Times
- Last:* 17, Denard Robinson, 2010

Passing Yards

- 285, Tom Brady, 1999
- 273, Chad Henne, 2004
- 256, Chad Henne, 2005
- 229, John Navarre, 2002
- 223, John Navarre, 2003
- 223, Tate Forcier, 2009

Passing Touchdowns

- 4, Chad Henne, 2007
- 4, Chad Henne, 2004
- 4, Scott Dreisbach, 1996
- 3, Chad Henne, 2006
- 3, Chad Henne, 2005
- 3, John Navarre, 2003
- 3, John Navarre, 2002
- 3, John Navarre, 2001
- 3, Elvis Grbac, 1991

TEAM BESTS

- Rushing Attempts:** 71, 1972
- Rushing Yards:** 442, 1976
- Passing Attempts:** 53, 1999
- Passing Completions:** 36, 1999
- Passing Yards:** 396, 1999
- Total Offense:** 560, 1994

2011 BIG TEN FOOTBALL STANDINGS

LEGENDS DIVISION

TEAM	BIG TEN	OVERALL
Michigan	2-0	6-0
Michigan State	1-0	4-1
Nebraska	1-1	5-1
Iowa	0-1	3-2
Northwestern	0-2	2-3
Minnesota	0-2	1-5

LEADERS DIVISION

TEAM	BIG TEN	OVERALL
Illinois	2-0	6-0
Penn State	2-0	5-1
Wisconsin	1-0	5-0
Purdue	1-0	3-2
Ohio State	0-2	3-3
Indiana	0-2	1-5

LAST WEEK'S RESULTS

SATURDAY, OCTOBER 8

Michigan, 42 Northwestern 24

- Illinois 41, Indiana 20
- Penn State 13, Iowa 3
- Purdue 45, Minnesota 17
- Nebraska 34, Ohio State 27

UPCOMING SCHEDULE

SATURDAY, OCTOBER 15

Michigan at Michigan State

- Purdue at Penn State
- Indiana at Wisconsin
- Ohio State at Illinois
- Northwestern at Iowa

SATURDAY, OCTOBER 22

- Illinois at Purdue
- Indiana at Iowa
- Nebraska at Minnesota
- Penn State at Northwestern
- Wisconsin at Michigan State

THE NATIONAL POLLS

Associated Press Media Poll (Oct. 9)

Team	Record	Points	Previous
1. LSU (40)	6-0	1450	1
2. Alabama (10)	6-0	1405	2
3. Oklahoma (8)	5-0	1382	3
4. Wisconsin	5-0	1243	4
5. Boise State (1)	5-0	1222	5
6. Oklahoma State	5-0	1176	6
7. Stanford	5-0	1164	7
8. Clemson	6-0	1080	8
9. Oregon	4-1	1000	9
10. Arkansas	5-1	921	10
11. Michigan	6-0	868	12
12. Georgia Tech	6-0	741	13
13. West Virginia	5-1	659	16
14. Nebraska	5-1	642	14
15. South Carolina	5-1	608	18
16. Illinois	6-0	594	19
17. Kansas State	5-0	580	20
18. Arizona State	5-1	414	22
19. Virginia Tech	5-1	410	21
20. Baylor	4-1	308	25
21. Texas A&M	3-2	251	24
22. Texas	4-1	216	11
23. Michigan State	4-1	181	NR
24. Auburn	4-2	156	15
25. Houston	6-0	142	NR

USA Today Coaches Poll (Oct. 9)

Team	Record	Points	Previous
1. Oklahoma (32)	5-0	1434	1
2. LSU (15)	6-0	1409	2
3. Alabama (11)	6-0	1399	3
4. Wisconsin (1)	5-0	1244	5
5. Stanford	5-0	1232	4
6. Boise State	5-0	1170	6
7. Oklahoma State	5-0	1168	7
8. Clemson	6-0	1046	8
9. Oregon	4-1	995	9
10. Michigan	6-0	891	11
11. Arkansas	5-1	871	12
12. Georgia Tech	6-0	805	13
13. South Carolina	5-1	678	14
14. Nebraska	5-1	671	15
15. Illinois	6-0	634	16
16. West Virginia	5-1	528	19
17. Virginia Tech	5-1	523	17
18. Kansas State	5-0	462	21
19. Michigan State	4-1	431	20
20. Arizona State	5-1	343	24
21. Texas	4-1	243	10
22. Houston	6-0	200	NR
23. Texas A&M	3-2	198	25
24. Baylor	4-1	185	NR
25. Penn State	5-1	77	NR

Tracking U-M in the Top 25 Polls

Date	AP	USA Today
Preseason.....	NR.....	NR
Week 1.....	NR.....	NR
Week 2.....	NR.....	NR
Week 3.....	22.....	21
Week 4.....	19.....	19
Week 5.....	12.....	11
Week 6.....	11.....	10

2011 CAPTAINS

- U-M elected three seniors TE KEVIN KOGER, C DAVID MOLK and DT MIKE MARTIN, as captains for the 132nd team in school history.
- The three players were selected in a vote of their teammates during fall camp.

WOLVERINES FACE TOUGH SCHEDULE IN 2011

- Eight of Michigan's 12 2011 regular-season opponents received bowl bids in 2010, while compiling a 72-33 record (.686 winning percentage).

LAST WEEK...

- The Wolverines outscored Northwestern 28-0 in the second half to overcome a 24-14 halftime deficit and defeat the Wildcats, 42-24, in front of 47,330 at Ryan Field in Evanston, Ill.

U-M totaled 541 yards, the second consecutive week the Wolverines surpassed the 500-yard mark, and converted 14 of 17 third downs. Michigan's offensive efficiency, combined with an improved second-half defensive performance, led to a +15:54 time of possession advantage.

Quarterback DENARD ROBINSON threw for 337 yards and two touchdowns and ran for 117 yards and two more touchdowns in the victory. It marked the fifth straight game Robinson scored at least three touchdowns, and his 13th career 100+-yard rushing performance. Junior Heminway caught five passes for 124 yards, his sixth career 100+-yard game.

Defensively, the Wolverines held the Wildcats to four of 11 third-down chances, while recording a season-high four sacks and causing two turnovers.

OFFENSIVE HIGHLIGHTS

- Michigan's offense is averaging 38.0 points and 457.5 yards per game in 2011, 257.0 rushing and 200.5 passing. Below are offensive rankings:

CATEGORY	STAT	RANK	
		BIG TEN	NCAA
TOTAL OFFENSE	457.5	2ND	26TH
RUSHING OFF.	257.0	1ST	7TH
POINTS/GAME	38.0	2ND	21ST
RED ZONE EFF.	92.9%	2ND	17TH
3RD-DOWN EFF.	57.4%	2ND	3RD

U-M has totaled over 100 yards rushing in all six games, including a season-best 376 against Eastern Michigan. Michigan also totaled 320 yards rushing vs. San Diego State and 363 yards vs. Minnesota. It marked the first time U-M rushed for 300+ yards in three consecutive games since 1976. The Wolverines are averaging 309.5 rushing yards per game over the past four games.

DENARD ROBINSON ranks 1st in the Big Ten and 9th in the nation in rushing, averaging 120.0 yards per game.

RED ZONE RETURNS

- The Wolverines rank 1st in the Big Ten and 3rd in the nation in red zone defense and 2nd in the Big Ten and 17th in the nation in red zone offense.
- The Wolverines have allowed 11 scores on 19 red zone attempts (58%), including eight TDs (42%).
- U-M is 26-for-28 this season in red zone scoring efficiency, and one failed attempt came while taking a knee as time expired on the final drive vs. Minnesota. Twenty-two of the 26 scores have resulted in touchdowns (79%).

BIG PLAY THREATS

- The Maize and Blue has produced 33 plays from scrimmage that have chewed up 20+ yards, including a season-high seven vs. Notre Dame (from five different players) and Northwestern.

Junior quarterback DENARD ROBINSON leads the Wolverines with eight 20+-yard plays, while fifth-year wide receiver JUNIOR HEMINGWAY has seven 20+-yard receptions and junior running back VINCENT SMITH has six plays of 20+yards. Hemingway is averaging 26.1 yards per reception, which leads the Big Ten and ranks 2nd in the nation.

POCKET PRESENCE

- U-M's offensive line includes four starters from the 2010 squad. Fifth-year senior center DAVID MOLK, senior/junior right guard PATRICK OMAMEH, junior/sophomore left tackle TAYLOR LEWAN and fifth-year senior right tackle MARK HUYGE have combined for 94 career starts and 107 career games on the offensive line.

In 2010, Michigan's offensive front allowed just 11 sacks, which led the Big Ten. That trend has continued in 2011 as the line has allowed two sacks in six games, tied for fewest in the NCAA.

DEFENSIVE DISRUPTERS

- Michigan's 11 sacks rank sixth in the Big Ten. Seven of the sacks have come in the first two games of the Big Ten season. U-M had three sacks vs. Minnesota before setting a season high with four at Northwestern. Safety JORDAN KOVACS leads the team with three sacks, while defensive end CRAIG ROH has 2.5.

TURNOVER MARGIN

- The Wolverines have forced 17 turnovers and won the turnover battle in four of six games this season, good for a +6 margin. U-M was +1 vs. EMU, +2 vs. Notre Dame and Minnesota and +3 vs. Western Michigan. The Wolverines have forced at least two turnovers in every game, including a season-high five vs. Notre Dame. Overall, U-M has forced five interceptions (by five different players) and recovered 12 of 14 fumbles. The Wolverines' +6 margin ranks tied for 1st in the Big Ten and tied for 14th in the nation. U-M forced 19 turnovers in 2010.

OFFENSIVE SCORING DRIVES...LONG AND SHORT

- Sixteen of Michigan's 32 offensive scoring drives have covered 70+ yards, and 11 of the drives have covered 80+ yards.
- Michigan scored five touchdowns vs. Notre Dame, and all five touchdown drives came on five plays or less. In all five scoring drives, U-M totaled 306 yards on 19 plays. The longest drive took 2:35, while the Wolverines covered 80 yards on three plays in :30 for the game-winning touchdown.

SLOW STARTERS NO MORE

- Michigan had been held without a point in the first quarter of each of the first three games. The Wolverines have scored on their first offensive drives in each of the past three games.

3RD-DOWN SUCCESS

- Michigan has converted 39 of 68 third downs (57.4%), good for 2nd-best in the Big Ten and 3rd

in the nation.

- U-M's defense has held opponents to 30 of 77 third-down conversions (39.0%), 7th in the Big Ten. U-M has held opponents to 16 of 52 third-down conversions (30.8%) over the last four games.

PENALTIES

- Michigan has committed only 24 penalties for 218 yards in six games. Michigan ranks 1st in the Big Ten and tied for 8th in the nation in fewest penalties per game.

A LOOK BACK AT 2010:

OFFENSIVE NOTES

- The offense led the Big Ten and was 8th nationally in total offense with an average of 488.7 yards per game.
- U-M set a school record with 6,353 yards of total offense in 2010 (3,101 rushing, 3,252 passing). It surpassed the mark of 5,807 yards attained during the 2003 season.
- U-M scored 68 touchdowns (35 rushing, 23 passing).
- U-M was third in scoring offense with an average of 32.8 points per game.
- U-M earned 500 yards of total offense in 6 of 13 games.
- The 721 yards of total offense against Bowling Green (Sept. 25) is the most ever for a U-M team against a BCS conference school; surpassed the 715 yards gained against Mississippi in the 1991 Gator Bowl. The school record of 727 yards was attained in 2009 against Delaware State.

RUSHING GAME GROUNDING OUT YARDS

- Michigan was 3rd in the Big Ten and 13th nationally with an average of 238.5 rushing yards per game.
- The 3,101 yards were the most for a Michigan team since the 1992 team gained 3,217 yards.
- U-M gained over 250 yards rushing in the first five games of the season and six total games; had eight games with over 200 rushing yards.
- Michigan's 466 rushing yards against Bowling Green (Sept. 25) were the most since gaining 480 yards against Iowa on Oct. 3, 1992.

PASSING TOTAL RANKS FOURTH IN SCHOOL HISTORY

- Michigan was second in the Big Ten and 36th nationally in passing offense (250.2 avg.).
- The Wolverines completed 243-of-385 passes (63.1%) for 3,252 yards (second-highest passing yardage total in school history) and 23 touchdowns, the fourth time a Michigan team collectively passed for over 3,000 yards in a single season.
- U-M threw for over 200 yards in nine contests, including a school-record-setting 419-yard effort vs. Illinois (Nov. 6).

INDIVIDUAL PLAYER NOTES

Jeremy Gallon

2011 Season

- Leads U-M with 17 catches. 262 receiving yards rank second on team. 2 TDs tie for team lead.
- Career-high five catches (73 yards) vs. Northwestern.
- First career start vs. Minnesota. Made four catches for 46 yards.
- Leads team with 6 punt returns for 64 yards.
- Made 2 catches for career-high 78 yards vs.

Notre Dame. Caught 16-yard TD in 4th quarter, career-best 64-yard catch set up game-winning TD.

Career

- In 2010, led team in punt returns (10 for 43 yards) and kick returns (27 for 589 yards).

Receiving

Year	GP/GS	No.	Yards	Avg.	P/G	TD	Long
2010	12/0	4	49	12.2	4.1	1	20
2011	6/1	17	262	15.4	43.7	2	64
Career	18/1	21	311	14.8	17.3	3	64

Devin Gardner

2011 Season

- Saw regular action through first three quarters at Northwestern. Ran twice for four yards and a TD. Completed both pass attempts for 25 total yards.
 - Played majority of second half vs. Minnesota. Ran for career-best 39 yards on six carries.
 - Made season debut in relief action vs. EMU.
- Career**
- Made career debut at quarterback against Connecticut (Sept. 4).
 - Completed 7-of-10 passes for 85 yards and threw for first career touchdown against Bowling Green; rushed six times for 25 yards and one touchdown (also first of his career).

Rushing

Year	GP/GS	Att	Yards	Avg.	P/G	TD	Long
2010	3/0	7	21	3.0	7.0	1	9
2011	3/0	9	50	5.6	16.7	1	15
Career	6/0	16	71	4.4	10.1	2	15

Passing

Year	GP/GS	Comp/Att	Pct.	Yards	TD	Int.	Long
2010	3/0	7/10	70.0	85	1	0	30
2011	3/0	4/7	57.1	56	0	0	17
Career	6/0	11/17	64.7	141	1	0	30

Junior Hemingway

2011 Season

- 26.1 yards/catch average leads Big Ten and is second in NCAA.
- Leads U-M with 391 receiving yards; second on with 16 catches.
- Started eighth straight game and 26th of his career at Northwestern. Tied season high with five catches. Sixth career 100-yard receiving game (124), tying for ninth all-time at U-M.
- Moved to 23rd in career receiving yards (1,330) during game at Northwestern.
- Set season high with five grabs (56 yards) vs. Minnesota.
- Against Notre Dame, posted career-best 165 receiving yards on 3 catches, including 1 TD for 43 yards. Catch and run for 77 yards set career best and U-M's longest reception since 2007.

Career

- 25 career starts, seven consecutively.
- Became 28th Wolverine to reach 1,000 career receiving yards vs. ND (9/10/11). Currently ranks 23rd on U-M's all-time career receiving yards list. (1,330).
- Of his 69 career catches, 24 have been for 20+ yards.
- Has six games of 100+ receiving yards.
- 2009-10 NSCA All-American Strength and

2011 AWARDS

TEAM

- Tostitos Fiesta Bowl National Team of the Week (vs. Notre Dame 9/10)
- Week 2 United States Sports Academy's 2011 College Football Game of the Year (vs. Notre Dame 9/10)

SENIOR LINEBACKER BRANDON HERRON

- Walter Camp National Defensive Player of the Week (9/3 vs. Western Michigan)
- Big Ten Defensive Player of the Week (9/3 vs. Western Michigan)
- College Sports Madness Big Ten Defensive Player of the Week (9/3 vs. Western Michigan)
- CFP National Defensive Performer of Week 1
- CFP Linebacker Performer of the Week (9/3 vs. Western Michigan)

SENIOR TIGHT END KEVIN KOGER

- Mackey Award (watch list)

JUNIOR DEFENSIVE BACK JORDAN KOVACS

- Lott IMPACT Trophy (watch list)

SENIOR DEFENSIVE TACKLE MIKE MARTIN

- Bednarik Award (watch list)
- Rotary Lombardi Award (watch list)

SENIOR CENTER DAVID MOLK

- Rimington Trophy (watch list)
- Rotary Lombardi Award (watch list)

JUNIOR QUARTERBACK DENARD ROBINSON

- Davey O'Brien National Quarterback Award (watch list)
- Manning Award (watch list)
- Maxwell Award (watch list)
- Paul Hornung Award (watch list)
- Walter Camp Player of the Year (watch list)
- Big Ten Offensive Player of the Week (vs. Notre Dame 9/10)
- Rivals.com National and Big Ten Player of the Week (vs. Notre Dame 9/10)
- Capital One Cup Performance of the Week (vs. Notre Dame 9/10)
- Big Ten Co-Offensive Player of the Week (vs. San Diego State 9/24)
- Rivals.com Big Ten Player of the Week (vs. San Diego State 9/24)

JUNIOR WIDE RECEIVER ROY ROUNDTREE

- Biletnikoff Award (watch list)

SENIOR DEFENSIVE END RYAN VAN BERGEN

- Ted Hendricks Award (watch list)

A LOOK AT THE WOLVERINES . . . STATISTICAL RANKINGS IN 2011

OFFENSE

Category	Statistic	Big Ten	NCAA
Team, Points/Game	38.0	2nd	21st
Team, Total Offense	457.5	2nd	26th
Team, Rushing	257.0 avg.	1st	7th
Team, 3rd Down %	57.4%	2nd	3rd
Team, Sacks Allowed	2	1st	T1st
Team, Turnover Margin	+6	T1st	T14th
Team, Red Zone Scoring	93%	2nd	17th
Team, Penalties/Game	4.0 avg.	1st	T8th
D. Robinson, Rushing	120.0 avg.	1st	9th
D. Robinson, Rushing TDs	8	4th	T11th
D. Robinson, Total Off.	308.3 avg.	1st	14th
D. Robinson, All-Purp.	120.0 avg.	3rd	32nd
D. Robinson, Passing	188.3 avg.	5th	73rd
D. Robinson, TD Pass. %	8.5 %	2nd	13th
F. Toussaint, Rushing	65.2	10th	--
J. Hemingway, Receiving	65.2	7th	--
J. Hemingway, Rec. avg.	26.7 avg.	1st	2nd

DEFENSE

Category	Statistic	Big Ten	NCAA
Team, Total Defense	336.5	6th	30th
Team, Scoring Defense	12.5	4th	T8th
Team, Turnovers Forced	17	1st	T6th
Team, Red Zone Defense	58%	1st	3rd
Team, Fumbles Rec.	12	1st	1st
K. Demens, Tackles	45	11th	--
J. Kovacs, Sacks	3.0	T3rd	--
C. Roh, Sacks	2.5	8th	--
T. Gordon, Fum. Rec.	3	1st	T2nd
J. Ryan, Fum. Rec.	2	T2nd	T10th
R. Van Bergen, Fum. Rec.	2	T2nd	T10th

OFFENSE

Offensive Formation: Pro Style

Offensive Starters Returning/Lost: 9/2

Offensive Lettermen Returning/Lost: 27/9

RETURNING STARTERS FROM 2010

Player	Pos.	Ht.	Wt.	Year/Elig.
Junior Hemingway	WR	6-1	225	5th Sr.
Kevin Koger	TE	6-4	258	Sr.
Taylor Lewan	LT	6-8	302	Jr./So.
David Molk [^]	C	6-2	286	5th Sr.
Patrick Omameh [^]	RG	6-4	300	Sr./Jr.
Denard Robinson [^]	QB	6-0	195	Jr.
Mark Huyge*	RT	6-6	302	5th Sr.
Roy Roundtree [^]	WR	6-0	177	Sr./Jr.
Michael Shaw*	RB	6-1	195	Sr.
Vincent Smith*	RB	5-6	172	Jr.

[^] started all 13 games in 2010 *split time as starter.

DEFENSE

Defensive Formation: 4-3

Defensive Starters Returning/Lost: 9/2

Defensive Lettermen Returning/Lost: 26/13

RETURNING STARTERS FROM 2010

Player	Pos.	Ht.	Wt.	Year/Elig.
Courtney Avery	CB	5-11	173	So.
Kenny Demens	LB	6-1	248	Sr./Jr.
J.B. Fitzgerald	LB	6-3	241	Sr.
J.T. Floyd%	CB	6-0	185	Sr./Jr.
Cam Gordon [^]	LB	6-3	222	Jr./So.
Jordan Kovacs [^]	S	6-0	197	Sr./Jr.
Mike Martin	NT	6-2	304	Sr.
Craig Roh [^]	LB	6-5	269	Jr.
Ryan Van Bergen [^]	DT	6-6	288	5th Sr.
Troy Woolfolk#	CB/S	6-0	191	5th Sr.

[^] started all 13 games in 2010

% Injured and missed part of 2010 season

Missed entire 2010 season due to injury

Conditioning Athlete of the Year recipient.
• Redshirted 2008 season due to illness.

Hemingway Receiving

Year	GP/GS	No.	Yards	Avg.	P/G	TD	Long
2007	10/1	4	37	9.2	3.7	0	23
2008	4/1	2	42	21.0	5.3	1	33
2009	11/9	16	268	16.8	24.4	2	66
2010	10/8	32	593	18.5	59.3	4	70
2011	6/6	15	391	26.1	65.2	1	77
Career	41/25	69	1,330	19.3	32.4	8	77

Kevin Koger

2011 Season

• Tied for team lead with two touchdowns (EMU, MINN).

• Started 25th career game at Northwestern. Two catches, including season-best 19-yard grab.

• Set season high for catches (3), yards (35) vs. Minnesota.

Career

• Two-year starter; has played in 40 career contests and made 25 starts.

• Hauled in a career-best four passes for 38 yards and one TD in victory over Notre Dame (Sept. 12, 2009).

• Sister, LaShawnda Thorne, played volleyball at Michigan and earned varsity letter in 1991.

Receiving

Year	GP/GS	No.	Yards	Avg.	P/G	TD	Long
2008	9/3	6	93	15.5	10.3	1	41
2009	12/8	16	220	13.8	18.3	2	41
2010	13/8	14	199	14.2	15.3	2	60
2011	6/6	10	119	11.9	19.8	2	19
Career	40/25	46	631	13.7	15.8	7	60

David Molk

2011 Season

• Started 19th consecutive game and 35th of his career at Northwestern.

• Watch list for Rimington Trophy and Rotary Lombardi Award.

Career

• Two-year letterman and starter at center; made 35 career starts at center.

• 2010 All-Big Ten (1st team-coaches; 2nd team-media). Hugh R. Rader Memorial Award co-recipient as team's top offensive lineman in 2010.

• 2009-10 NSCA All-American Strength and Conditioning Athlete of the Year recipient.

• 2010 candidate for Rotary Lombardi Award and the Rimington Trophy (finalist).

• Missed eight games during the 2009 season due to foot and knee injuries.

• Shared the 2009 Sophomore Award as the player that displayed toughness and a strong work ethic on the field and in the locker room.

• Recipient of the 2008 Iron Wolverine Award as the best all-around conditioned player for the linemen group.

Denard Robinson

2011 Season

• U-M converted 14 of 17 third downs vs. Northwestern. Robinson factored into 14 of the 17 situations. Five of his six rushes went for first downs, as did seven of his eight throws. He also successfully ran on U-M's only fourth-down try.

Rushing:

• Ranks 11th in U-M annals for rushing yards (2,773) and rushing TDs (27).

• 120.0 yards per game rushing leads Big Ten, ranks 9th in the country.

• Made 19th straight start vs. Northwestern. Ran for multiple touchdowns (2) for eighth time of career. Five straight games with a rushing TD, one game shy of his career-best streak.

• Ran 25 times for 117 yards vs. Wildcats for his fourth 100-yard game of 2011 and 13th of his career, which ties for seventh-most at U-M.

• Ran 21 times against San Diego State for 200 yards--3rd-best rushing total of career. Only other Wolverines with three 200-yard games are Mike Hart (5) and Ron Johnson (3). Three rushing TDs vs. SDSU tied career high.

• Fourth-best career rushing effort (198 yards) on 26 carries and one touchdown vs. EMU.

• Eight rushing TDs rank fourth in Big Ten, T-11th in nation.

• Eight rushing plays of 20+-yards: 53, 52, 39, 34, 30, 25, 25, 22.

• Owns six of the top 12 single-game rushing performances by a quarterback in Big Ten history.

• Second among the Big Ten Conference's career leaders in rushing yards by a quarterback.

BIG TEN CAREER RUSHING YARDS BY QUARTERBACK

- 3,895 Antwaan Randle El, Indiana 1998-2001
- 2,773 Denard Robinson, Michigan 2009-**
- 2,557 Juice Williams, Illinois 2006-09

Passing:

• 10th in U-M annals for passing yards (3,888) and touchdowns (30) and ninth in completions (263).

• 337 yards at Northwestern for second-best total of career. Completed 17 of 26 passes and two touchdowns -- 10th career multi-touchdown game.

• Completed his first 11 attempts vs. Minnesota en route to 15-of-19 passing for 169 yards and two touchdowns.

• Passed for two TDs against Eastern Michigan.

• Threw for career-high 338 yards vs. Notre Dame, his second career 300-yard game.

• Four touchdown passes vs. Notre Dame set career high. Final TD pass to Roy Roundtree won the game with two seconds remaining.

• Ten touchdown passes have been completed to seven different receivers.

Total Offense:

• Owns the top six total offense games in school history. 454 total yards at Northwestern (337 passing, 117 rushing) rank third all-time. He had 446 total yards vs. Notre Dame (338 passing, 108 rushing) on 9/10/11. The top two marks are 502 yards vs. ND (9/11/10) and 494 yards vs. Indiana (10/2/10). Robinson has 11 career games with 300+ yards of offense and four with 400+ yards.

• Ran and passed for two touchdowns each at Northwestern for his fifth straight game with at least three touchdowns and the 12th game of his career. Has five games with four-plus total TDs.

• Five total touchdowns (4 pass, 1 run) against Notre Dame tied career high set vs. Hoosiers (10/2/10, 3 pass, 2 run).

• Co-Big Ten Offensive Player of the Week (vs. San Diego State 9/24). Rivals.com Big Ten Player of the Week (vs. San Diego State 9/24).

• Big Ten Offensive Player of the Week (vs. Notre Dame 9/10). Rivals.com National and Big Ten Player of the Week (vs. Notre Dame 9/10).

CAREER RUSHING

Year	GP/GS	Att	Yards	Avg.	P/G	TD	Long
2009	12/1	69	351	5.1	29.2	5	43
2010	13/13	256	1,702	6.6	130.9	14	87
2011	6/6	102	720	7.1	120.0	8	53
Career	31/19	427	2,773	6.5	89.5	27	87

CAREER PASSING

Year	GP/GS	Comp/Att.	Pct.	Yards	TD	Int.	Long
2009	12/1	14/31	45.2	188	2	4	38
2010	13/13	182/291	62.5	2,570	18	11	75
2011	6/6	67/117	57.3	1,130	10	9	77
Career	31/19	263/439	59.9	3,888	30	24	77

2011 GAME-BY-GAME

	PASSING			RUSHING		
	C/A	Yds.	TD	Att.	Yds.	TD
WMU	9/13	98	0	8	46	0
ND	11/24	338	4	16	108	1
EMU	7/18	95	2	26	198	1
SDSU	8/17	93	0	21	200	3
MINN	15/19	169	2	6	51	1
NW	17/26	337	2	25	117	2
TOTAL	67/117	1,130	10	102	720	8

Robinson's 2011 Passing Statistics/Splits

3rd down: 18-31 for 297 yards, 0 TD, 1 Int.
 4th down: 0-1 for 0 yards, 0 TD, 1 Int.
 4th Quarter: 13-20 for 289 yards, 3 TD, 1 Int.
 First Half: 40-69 for 511 yards, 6 TD, 5 Int.
 Second Half: 27-48 for 619 yards, 4 TD, 4 Int.

2010 GAME-BY-GAME

	PASSING			RUSHING		
	C/A	Yds.	TD	Att.	Yds.	TD
UConn	19/22	186	1	29	197	1
ND	24/40	240	1	28	258	2
UMass	10/14	241	2	17	104	1
BG	4/4	60	0	5	129	2
IU	10/16	277	3	19	217	2
MSU	17/29	215	1	21	86	1
IOWA	13/18	96	1	18	105	0
PSU	11/23	190	1	27	191	3
ILL	10/20	305	3	19	62	0
PUR	13/21	176	1	22	68	0
WISC	16/25	239	2	22	121	2
OSU	8/18	87	0	18	105	0
MISS ST.	27/41	254	2	11	59	0
TOTAL	182/291	2,570	18	256	1,702	14

Robinson's 2010 Passing Statistics/Splits

3rd Down: 43-77 for 537 yards, 5 TDs, 6 Int.
 4th Down: 4-14 for 75 yards, 1 TD
 Fourth Quarter: 35-56 for 437 yards, 2 TD, 2 Int.
 First Half: 102-165 for 1,540 yards, 13 TD, 7 Int.
 Second Half: 80-129 for 1,028 yards, 5 TD, 4 Int.

2010 Season Records & Accolades

- Football Writers Association of America (FWAA) All-American at running back.
- Finished sixth in the Heisman Trophy balloting.
- *Chicago Tribune* Silver Football recipient as the Big Ten's MVP, becoming the first sophomore quarterback to win the award. Became first sophomore to win the award since Archie Griffin in 1973.
- Big Ten Offensive Player of the Year.
- Manning Award finalist; Davey O'Brien and Maxwell

awards semifinalist.

- Set NCAA and Big Ten record for most rushing yards by a quarterback (1,702).
- Became the first quarterback in NCAA history to rush (1,702) and pass (2,570) for 1,500 yards in a season.
- Three-time Big Ten Offensive Player of the Week (Connecticut, Notre Dame and Indiana).
- Davey O'Brien National Quarterback of the Week (Notre Dame and Indiana).
- Ranked as nation's 4th-leading rusher with an average of 130.9 yards per game.
- Ranked 2nd nationally in total offense, averaging 328.6 yards per game.
- Held U-M season record for total offense; accounted for 4,272 yards on 547 plays.
- Had three of the top 50 single-game rushing performances by an FBS quarterback in the last 15 years.
- Reset the U-M total offensive record with 502 yards at Notre Dame (had 502 of team's 532 yards); set U-M record with 68 total plays (28 rushing and 40 passing).
- Became only quarterback in NCAA history to run and pass for 200 yards in two games in a season.
- Had 53 runs over 10 yards, including 16 over 20 yards, and had 86 first downs rushing, most in the Big Ten.
- Became first U-M quarterback since Scott Dreisbach (1995-96) to win his first five starts.
- Was one of three FBS quarterbacks to throw for 18 touchdowns and rush for 14 touchdowns in 2010 (Cam Newton and Colin Kaepernick).

Statistics and Game-By-Game Notes - 2010

- Went 19-of-22 passing in first career start against Connecticut, the second-highest completion percentage in a single game (86.3 pct.) in team history (2nd to Elvis Grbac's 90.9 pct. vs. Notre Dame in 1991 (20-22)).
- Set career highs in completions and attempts, completing 24-of-40 passes for 244 yards and one touchdown against Notre Dame; recorded an 87-yard run at Notre Dame, making it the second-longest run against Notre Dame ever, the second-longest run from scrimmage at Notre Dame Stadium and the sixth-longest play from scrimmage in Michigan history.
- His 258 rushing yards against the Irish was the best road performance ever for a Wolverines rusher and was the fifth-best single-game effort in school history.
- Broke his own U-M record and the Big Ten record for rushing yards by a quarterback in a single game. He broke the league record of 217 yards set by Mike Kafka at Minnesota on Nov. 1, 2008. It ranked as the 5th-most rushing yards by a QB in the last 15 college football seasons.

PUTTING 2010 IN PERSPECTIVE

NCAA SEASON RUSHING YARDS BY A QUARTERBACK (BCS)

Player, School	Att.	Yds.	TDs
1. Denard Robinson, U-M (2010)	256	1,702	14
2. Beau Morgan, Air Force (1996)	225	1,494	18

MICHIGAN'S SINGLE-SEASON RUSHING YARDAGE LIST

Player (Year)	Att.	Yds.	TDs
1. Tshimanga Biakabutuka (1995)	303	1,818	12
2. Anthony Thomas (2000)	319	1,733	18
3. Jamie Morris (1987)	282	1,703	14
4. Denard Robinson (2010)	256	1,702	14
5. Chris Perry (2003)	338	1,674	18


SOPHOMORE OFFENSIVE BIG TEN PLAYERS OF THE YEAR

YEAR	PLAYER	SCHOOL	Pos.
------	--------	--------	------

WOLVERINE BITES

ROBINSON IN THE U-M RECORD BOOK

• Junior quarterback Denard Robinson has quickly ascended the Michigan charts for passing, rushing and total yards.



U-M Career Passing Records

Attempts		
1.	Chad Henne (2004-07)	1,387
7.	Jim Harbaugh (1983-86)	620
8.	Brian Griese (1994-97)	606
9.	Rick Leach (1975-78)	537
10.	Denard Robinson (2009-)	439

Completions

1.	Chad Henne (2004-07)	828
7.	Brian Griese (1994-97)	355
8.	Steve Smith (1980-83)	324
9.	Denard Robinson (2009-)	263

Yards

1.	Chad Henne (2004-07)	9,715
7.	Steve Smith (1980-83)	4,860
8.	Brian Griese (1994-97)	4,383
9.	Rick Leach (1975-78)	4,284
10.	Denard Robinson (2009-)	3,888

Touchdowns

1.	Chad Henne (2004-07)	87
7.	Tom Brady (1996-99)	35
8.	Brian Griese (1994-97)	33
9.	Jim Harbaugh (1983-86)	31
10.	Denard Robinson (2009-)	30

U-M Career Rushing Records

Yards		
1.	Mike Hart (2004-07)	5,040
7.	Rob Lytle (1973-76)	3,317
8.	Billy Taylor (1969-71)	3,072
9.	Gordon Bell (1973-75)	2,900
10.	Tim Biakabutuka (1993-95)	2,810
11.	Denard Robinson (2009-)	2,773

Touchdowns

1.	Anthony Thomas (1997-2000)	55
6.	Steve Smith (1980-83)	31
7.	Billy Taylor (1969-71)	30
	Tom Harmon (1938-40)	30
9.	Butch Woolfolk (1978-81)	29
10.	Gordon Bell (1973-75)	28
11.	Denard Robinson (2009-)	27

100-Yard Games

1.	Mike Hart (2004-07)	28
6.	Rob Lytle (1973-76)	15
7.	Denard Robinson (2009-)	13
	Gordon Bell (1972-75)	13
	Billy Taylor (1968-71)	13
	Tim Biakabutuka (1993-95)	13

U-M Career Offense Records

Yards		
1.	Chad Henne (2004-07)	9,300
2.	John Navarre (2000-03)	8,995
3.	Denard Robinson (2009-)	6,661

WOLVERINE BITES

1,000 YARD CLUB


- Senior/junior wide receiver Roy Roundtree is U-M's active leader in career receiving yards. His 1,496 yards rank 18th all-time at U-M, 14 yards shy of taking over sole possession of 16th place.
- Fifth-year senior Junior Hemingway ranks 23rd for U-M.
- Senior Martavious Odoms has 956 career yards, good for 30th in Michigan annals.



Roy Roundtree Junior Hemingway Martavious Odoms

U-M Career Receiving Yards

1.	Braylon Edwards (2001-04)	3,541
15.	Jim Smith (1973-76)	1,687
16.	Vince Bean (1981-84)	1,509
17.	Marcus Knight (1996-99)	1,508
18.	Roy Roundtree (2009-)	1,496
19.	Jim Mandich (1967-69)	1,489
20.	Adrian Arrington (2004-07)	1,438
21.	John Kolesar (1985-88)	1,425
22.	Ralph Clayton (1976-79)	1,393
23.	Junior Hemingway (2007-)	1,330
24.	Jerame Tuman (1995-98)	1,279
25.	Lowell Perry (1950-52)	1,261
26.	Greg Mathews (2006-09)	1,195
27.	Paul Jokisch (1984-86)	1,088
28.	Darryl Stonum (2008-10)	1,008
29.	Sim Nelson (1982-84)	976
30.	Martavious Odoms (2008-)	956



Michael Shaw



Vincent Smith

- Junior running back Vincent Smith is tied for 44th in career rushing. Senior running back Michael Shaw could follow Smith into the 1,000-yard club by gaining 59 more yards this season.

U-M Career Rushing Yards

1.	Mike Hart (2004-07)	5,040
39.	Bob Perryman (1983-86)	1,247
40.	Dennis Franklin (1972-74)	1,212
41.	Dave Raimey (1960-62)	1,173
42.	Mel Anthony (1962-64)	1,144
43.	Don Dufek (1949-50)	1,094
44.	Vincent Smith (2009-)	1,091
	Don Moorhead (1968-70)	1,091
46.	Bennie McRae (1959-61)	1,037
47.	Carlos Brown (2006-09)	1,025
48.	Allen Jefferson (1987-90)	1,002
49.	Bob Timberlake (1962-64)	967
50.	Ted Kress (1952-53)	966
51.	Kerry Smith (1980-83)	950
52.	Michael Shaw (2008-)	941

1985	Lorenzo White	Michigan State	RB
1990	Tico Duckett	Michigan State	RB
1990	Jon Vaughn	Michigan	RB
1992	Tyrone Wheatley	Michigan	RB
1998	Drew Brees	Purdue	QB
2009	John Clay	Wisconsin	RB
2010	Denard Robinson	Michigan	QB

MOST TOTAL OFFENSE - SINGLE SEASON BIG TEN HISTORY

YEAR	PLAYER	SCHOOL	YARDS
2010	Denard Robinson	Michigan	4,272
2000	Drew Brees	Purdue	4,189

Roy Roundtree

2011 Season

- Set season highs for catches (3), yards (83) and longest-reception (57) at Northwestern.
- Only catch vs. Notre Dame was a 16-yard touchdown reception that won the game with two seconds remaining.
- Biletnikoff Award watch list.

Career

- Has started 23 games, all consecutively.
- All-Big Ten second team (media) in 2010. Biletnikoff Award candidate.
- Team's active leader in receiving yards (1,496) and receptions (112). Ranks 18th in U-M career receiving yards.
- Led U-M in catches (72), receiving yards (935) and touchdowns (7) in 2010.
- Led team with 32 receptions for 434 yards and three touchdowns in 2009.
- Set Michigan single-game record for receiving yards against Illinois; had nine receptions for 246 yards and two touchdowns, including a 75-yard touchdown reception on the first play from scrimmage.
- Had 4 games with over 100 receiving yards in 2010.
- Set career high with 10 receptions for 126 yards and one TD against Purdue (Nov. 7, 2009).
- CollegeFootballNews.com Freshman All-America honorable mention and Sporting News Freshman All-Big Ten in 2009.
- High school teammate of Michael Shaw and Brandon Moore.

Receiving

Year	GP/GS	No.	Yards	Avg.	P/G	TD	Long
2009	11/4	32	434	13.6	39.5	3	76
2010	13/12	72	935	12.9	71.9	7	75
2011	6/6	8	127	15.9	21.2	1	57
Career	30/22	112	1,496	13.4	49.9	11	76

Michael Shaw

2011 Season

- Ran for second touchdown of season at Northwestern; 6 carries for 25 yards.
- Set season highs for carries (8) and yards (60) vs. Minnesota.
- Rushed for a 44-yard touchdown vs. Western Michigan -- the longest touchdown run of his career.

Career

- Three-year letterman; appeared in 36 career games and made 12 starts.
- Set career high in rushes (12), yards (126) and touchdowns (three) against UMass (9/18/10).
- High school teammate of Brandon Moore and Roy Roundtree.

Rushing

Year	GP/GS	Att	Yards	Avg.	P/G	TD	Long
2008	10/2	42	215	5.1	21.5	0	48
2009	9/3	42	185	4.4	20.6	2	22
2010	11/6	75	402	5.3	36.5	9	50
2011	6/1	21	139	6.6	23.2	2	44
Career	36/12	180	941	5.2	24.8	13	50

Receiving

Year	GP/GS	No.	Yards	Avg.	P/G	TD	Long
2008	10/2	6	32	5.3	3.2	1	8
2009	9/3	2	5	2.5	0.1	0	11
2010	11/6	10	75	7.5	6.2	0	16
2011	6/1	1	12	12.0	2.0	0	12
Career	36/12	19	124	6.5	3.3	1	16

Vincent Smith

2011 Season

- Against Minnesota, became the first Wolverine in school history to score a touchdown running, passing and receiving in one game.
- First running back in FBS to pass for a TD and have rushing and receiving TDs since C.J. Spiller on Nov. 14, 2009 vs. N.C. State.
- Sixth Big Ten player to achieve the run/pass/catch touchdown trio since 1996.
- Smith accumulated 72 yards on seven plays from scrimmage vs. Minnesota. He threw a TD pass to Drew Dileo for 17 yards, scored on a screen pass from 28 yards out, and ran five times for 27 yards. His TD scamper covered three yards.
- Leads U-M backs with seven receptions for 104 yards.
- Has six plays from scrimmage for 20-plus yards; runs of 38, 32 and 27 yards, and long receptions of 32, 28 (TD) and 21 (TD).
- Gained 93 yards from scrimmage vs. San Diego State: 9 carries for 49 yards and one touchdown, team-high three catches for 44 yards.
- Nine carries for 118 yards vs. EMU for his second career 100-yard game. First U-M running back with 100-yard game since Michael Shaw (9/18/10).
- Two catches for 26 yards vs. Notre Dame, including fifth career receiving touchdown on 21-yard screen pass.

Career

- 48th Wolverine to earn 1,000 career rushing yards. 1,091 yards rank T-44th in school history.
- In 2010, second on the team in rushing attempts (136) and rushing yards (601). Had five rushing touchdowns.
- Leads active U-M running backs with 32 receptions for 316 yards and six touchdowns.
- Set career high with 166 rushing yards on 17 carries and one TD vs. Delaware State (Oct. 17, 2009).
- Caught a career-best seven passes for 54 yards and one TD at Wisconsin (Nov. 14, 2009).
- High school teammate of Brandin Hawthorne and Martavious Odoms.

Rushing

Year	GP/GS	Att	Yards	Avg.	P/G	TD	Long
2009	8/0	48	276	5.8	34.5	1	37
2010	13/10	136	601	4.4	46.2	5	56
2011	6/1	29	214	7.4	35.7	2	38
Career	27/11	213	1,091	5.1	40.4	8	56

Receiving

Year	GP/GS	No.	Yards	Avg.	P/G	TD	Long
2009	8/0	10	82	8.2	10.2	2	21

2010	13/10	15	130	8.7	10.0	2	19
2011	6/1	7	104	14.9	17.3	2	32
Career	27/11	32	316	9.9	11.7	6	32

Fitzgerald Toussaint

2011 Season

• Started at Northwestern and four of six games overall. Did not play vs. Notre Dame due to injury.

• Career high 14 carries for 25 yards at Northwestern.

• Rushed for a career-high 108 yards and a touchdown on 11 carries vs. Minnesota

• Ran for 70 yards on 13 carries vs. San Diego State

• Made second career start vs. Western Michigan. 80 rushing yards on 11 carries and two touchdowns -- his first collegiate multi-touchdown performance.

Career

• Earned first letter in 2010 after appearing in four games, including a start vs. Mississippi State in the Gator Bowl.

• Ran eight times for 87 yards, in 2010 highlighted by a 61-yard run vs. Bowling Green (Sept. 25), on his first career carry. Scored first touchdown against BGSU.

Rushing

Year	GP/GS	Att	Yards	Avg.	P/G	TD	Long
2010	4/1	8	87	10.9	21.8	1	61
2011	5/4	60	326	5.4	65.2	4	43
Career	9/5	68	413	6.1	37.5	5	61

Defensive Notes

Courtney Avery

2011 Season

• Had two tackles and scored first career TD on 83-yard fumble recovery vs. Minnesota; tied Leon Hall for the longest FR touchdown return in school history.

• Started at RCB and had four tackles and one PBU in season opener.

Career

• Posted a collegiate best seven tackles and his first career forced fumble vs. Wisconsin in 2010.

• Had six tackles in the Gator Bowl vs. Mississippi State in 2010.

• Made first career start at Illinois in 2010, contributing five tackles and one pass breakup.

Year	GP/GS	S-A-TT	TFL	Sacks	Int.	FF-FR	PBU
2010	13/5	22-14-36	0.5-1	0-0	0-0	1-0	4
2011	6/3	9-5-14	0.0-0	0-0	0-0	0-1	1
Career	18/7	31-19-50	0.5-1	0-0	0-0	1-1	5

Jibreel Black

2011 Season

• Appeared in five games as reserve DE; is tied for lead on DL with 13 tackles and has a sack and forced fumble.

• Had three tackles and first career sack vs. Minnesota.

Year	GP/GS	S-A-TT	TFL	Sacks	Int.	FF-FR	PBU
2010	13/0	3-4-7	0-0	0-0	0-0	0-0	0
2011	6/0	10-4-14	1-9	1-9	0-0	1-0	0
Career	19/0	13-8-21	1-9	1-9	0-0	1-0	0

Blake Countess

2011 Season

• Leads team with four passes defended.

• Had season-best seven tackles, five solo, in first game with extended playing time at corner vs. San Diego State.

• Had five tackles, four solo, first career forced fumble and two PBUs vs. Minnesota.

• Had five tackles, four solo, and PBU at Northwestern.

Year	GP/GS	S-A-TT	TFL	Sacks	Int.	FF-FR	PBU
2011	5/0	14-4-18	0-0	0-0	0-0	1-0	4
Career	5/0	14-4-18	0-0	0-0	0-0	1-0	4

Kenny Demens

2011 Season

• Started six games at MLB and leads team with 45 tackles, 28 solo.

• Surpassed 100 career stops and had team-leading 12 tackles, eight solo, vs. Notre Dame.

• Tied for team lead with seven tackles and had first career forced fumble vs. San Diego State.

• Tied for team lead with five tackles vs. Minnesota.

Career

• Third on the team in tackles (82) and tied for 19th in the Big Ten with 6.3 tackles per game in 2010.

• Made his first career start against Iowa in 2010.

• Had a career best 13 tackles at the Gator Bowl vs. Mississippi State and vs. Wisconsin in 2010.

• Received medical redshirt for 2008 season after suffering season-ending injury during practice.

Year	GP/GS	S-A-TT	TFL	Sacks	Int.	FF-FR	PBU
2009	12/0	2-5-7	0-0	0-0	0-0	0-0	0
2010	13/7	47-35-82	1.5-2	0-0	0-0	0-0	1
2011	6/6	28-17-45	2.0-5	1-3	0-0	1-0	0
Career	31/13	67-57-134	3.5-4	1-3	0-0	1-0	1

J.B. Fitzgerald

2011 Season

• Appeared as reserve linebacker and special teamer in six games and has nine tackles.

Career

• Two-time Academic All-Big Ten (2009-10).

• Top-notch special teams performer who has appeared in 41 consecutive games.

• Had a career-high six tackles vs. Mississippi State in the Gator Bowl including the first sack of his career.

Year	GP/GS	S-A-TT	TFL	Sacks	Int.	FF-FR	PBU
2008	12/0	3-5-8	0-0	0-0	0-0	0-0	0
2009	12/0	10-6-16	4-8	0-0	0-0	0-0	0
2010	13/3	14-8-22	3-21	1-19	0-0	0-0	0
2011	6/0	4-5-9	0-0	0-0	0-0	0-0	0
Career	43/3	31-23-55	7-29	1-19	0-0	0-0	0

J.T. Floyd

2011 Season

• Started vs. Notre Dame and had six tackles and second career interception.

• Leads U-M cornerbacks with 22 tackles and ranks 2nd with three PBUs.

• Recorded 100th career tackle vs. Minnesota.

Career

• Played in 21 career contests and made 13 starts at cornerback.

• Missed final portion of 2010 with ankle injury.

• Posted a career-best 13 tackles in back-to-back

U-M LEADS NATION IN WINS ALL-TIME

• The Michigan football program looks to extend its lead in all-time NCAA Division 1 FBS victories and winning percentage.

• Michigan leads the nation in wins (890), followed by Texas (854) and Notre Dame (847).

• Michigan's 889 victories are the most of any institution in all divisions of college football.

TOP 5 BCS SCHOOLS BY WINNING PERCENTAGE

School	Record	Pct.
1. Michigan.....	890-308-36.....	.735
2. Notre Dame.....	847-297-42.....	.732
3. Texas.....	854-326-33.....	.718
4. Ohio State.....	833-312-53.....	.718
5. Oklahoma.....	814-304-53.....	.717

TOP 5 BCS SCHOOLS BY WINS

School	Record	Pct.
1. Michigan.....	890-308-36.....	.735
2. Texas.....	854-326-33.....	.718
3. Notre Dame.....	847-297-42.....	.732
4. Nebraska.....	842-344-40.....	.703
5. Ohio State.....	833-312-53.....	.718

105th Season of Big Ten Action

• Michigan is in its 105th season of competition in the Big Ten Conference.

• The Wolverines have compiled an impressive 469-183-18 record in conference play and have claimed a league-leading 42 championships.

• U-M also leads the conference with 389 first-team All-Big Ten selections.

U-M In 132nd Season of Gridiron Action

• U-M is in its 132nd season of gridiron action.

• The Wolverine program was established in 1879 when a group of 13 men fielded the first football team in school history and played a pair of off-campus games.

U-M defeated Racine, 1-0, at White Stocking Park in Chicago, Ill., on May 30, 1879, for the first victory in school history. The Wolverines tied Toronto, 0-0, in Detroit to finish the year 1-0-1.

• U-M is in its 129th year of uninterrupted gridiron action, with 1882 being the only season that the program did not play any varsity games.

• The Wolverines are the sixth oldest football program in NCAA history.

OLDEST COLLEGE FOOTBALL PROGRAMS

School	Years
Princeton	142
Rutgers	142
Yale	139
Harvard	137
Pennsylvania	135
Michigan	132
Amherst	131
Navy	130

2011 MICHIGAN RECORD WHEN...

Overall:	6-0
At Home:.....	5-0
On the Road:	1-0
Neutral:.....	0-0
By Month:	
August:	0-0
September:	4-0
October:	2-0
November:	0-0
December:.....	0-0
January:.....	0-0
When Scoring First:.....	
When Opponent Scored First:	3-0
When Scoring 20 or More Points:.....	6-0
When Scoring Less Than 20 Points:.....	0-0
When Leading at the Half:	4-0
When Trailing at the Half:.....	2-0
When Tied at the Half:.....	0-0
When Leading after 3 Quarters:.....	4-0
When Trailing after 3 Quarters:	1-0
When Tied after 3 Quarters:	0-0
When Outrushing the Opponent:.....	5-0
With 35 or More Rushing Attempts:.....	4-0
With Less Than 30 Passing Attempts:	5-0
When Leading in Time of Possession:.....	4-0
When Trailing in Time of Possession:	2-0
On Turf:	
On Grass:.....	1-0
When Leading in Takeaway/Turnover Ratio:.....	
When Even in Takeaway/Turnover Ratio:	0-0
When Trailing in Takeaway/Turnover Ratio:	2-0
With an Individual 100-Yard Rusher:.....	5-0
With an Individual 200-Yard Passer:	2-0
250-Yard Passer:	2-0
With an Individual 100-Yard Receiver:.....	2-0
With an Individual Opponent 100-Yard Rusher:	2-0
With an Individual Opponent 200-Yard Passer:	3-0
250-Yard Passer:	3-0
With an Individual Opponent 100-Yard Receiver:.....	2-0

games vs. Indiana and Michigan State in 2010.
 • Had five tackles and his first career interception at Notre Dame in 2010.

Year	GP/GS	S-A-TT	TFL	Sacks	Int.	FF-FR	PBU
2009	9/2	14-3-17	0-0	0-0	0-0	0-0	1
2010	8/8	43-23-66	2-5	0-0	1-0	1-0	4
2011	6/5	14-8-22	0-0	0-0	1-16	0-0	3
Career	23/15	71-34-105	2-5	0-0	2-16	1-0	8

Cameron Gordon

2011 Season

- Missed first six games of the season with a back injury.
- Career**
- Switched from receiver to safety prior to 2010 spring drills.
- Started first seven games at free safety and final six at strong-side linebacker in 2010.
- Academic All-Big Ten Conference.
- Finished fourth on the team in 2010 with 77 tackles - 25th in the Big Ten.
- Blocked first career field goal vs. UConn in 2010.
- Tied for the team lead in 2010 in interceptions (3), fumble recoveries (2) and PBUs (4).
- Posted a career-best 15 tackles at Indiana, intercepting his second pass of the season.
- High school teammate of freshman quarterback Devin Gardner.

Year	GP/GS	S-A-TT	TFL	Sacks	Int.	FF-FR	PBU
2010	13/13	40-37-77	3-5-6	0-0	3-35	2-58	4
Career	13/13	40-37-77	3-5-6	0-0	3-35	2-58	4

Thomas Gordon

2011 Season

- Ranks 2nd on the team with 37 tackles and is tied for 2nd in NCAA with three fumble recoveries.
- Started at S and had then career-best eight tackles, including one TFL, in season opening win vs. Western Michigan.
- Had career-best nine tackles vs. Notre Dame.
- Had six tackles and first career interception and fumble recovery vs. Eastern Michigan.
- Tied for team lead with seven tackles and had one fumble recovered and one PBU vs. San Diego State.
- Had six tackles and forced and recovered a fumble at Northwestern.

Career

- Started four games in 2010 at hybrid linebacker and played in nine contests.
- High school teammate of U-M defensive tackle Will Campbell.
- Three-year starter at quarterback during his prep career at Cass Technical.

Year	GP/GS	S-A-TT	TFL	Sacks	Int.	FF-FR	PBU
2010	9/4	13-10-23	4-0-24	2-21	0-0	0-0	0
2011	6/6	23-14-37	1-0-2	0-0	1-0	1-3	1
Career	15/10	36-24-60	5-0-26	2-21	1-0	1-3	1

Brandin Hawthorne

2011 Season

- Made first career start at LB vs. Eastern Michigan and had team-leading 10 tackles, including one TFL.
- Missed season opener with ankle injury; entered as reserve LB against Notre Dame and had six tackles and one PBU.

- Had nine tackles and first career interception at Northwestern.

Year	GP/GS	S-A-TT	TFL	Sacks	Int.	FF-FR	PBU
2009	4/0	0-0-0	0-0	0-0	0-0	0-0	0
2010	9/0	1-0-1	0-0	0-0	0-0	0-0	0
2011	5/4	18-15-33	2-5	0-0	1-0	1-0	1
Career	17/3	19-15-34	0-0	0-0	1-0	1-0	1

Brandon Herron

2011 Season

- Had career-best eight tackles, 94-yard interception return for a touchdown and a 29-yard fumble recovery for a touchdown in first career start vs. Western Michigan.
- Became first U-M player in modern era to score two defensive touchdowns in the same game.
- Missed four games with leg injury.

Career

- Appeared in 32 career games as reserve linebacker and special teamer.

Year	GP/GS	S-A-TT	TFL	Sacks	Int.	FF-FR	PBU
2008	12/0	4-3-7	0-0	0-0	0-0	0-0	0
2009	12/0	7-13-20	1-2	0-0	0-0	1-0	0
2010	7/0	4-3-7	0-0	0-0	0-0	0-0	1
2011	2/1	1-7-9	0-0	0-0	1-94	0-1	0
Career	33/1	16-26-42	1-2	0-0	1-94	1-1	1

Jordan Kovacs

2011 Season

- Ranks 3rd on team with 36 tackles, 22 solo, leads team with three sacks and ranks 2nd with 4.0 TFLs.
- Has three fourth-down stops, including two for losses and one sack at Northwestern.
- Earned Lott IMPACT Player of the Week honors after he led team with 10 tackles, had two sacks for 16 yards, one PBU and one forced fumble vs. Western Michigan 9/3.
- Posted eighth career double-digit tackle performance and first multiple-sack game vs. Western Michigan; also surpassed 200 career tackles.
- Posted eight tackles and fourth career interception vs. Notre Dame.
- Had eight tackles vs. Eastern Michigan.

Career

- All-Big Ten honorable mention (media) in 2010.
- Second on the team in 2010 with 116 stops (8.9 avg.) - second in the Big Ten and tied for 42nd in the NCAA; tied for team lead with 8.5 TFLs.
- 2009 Rudy Award candidate.
- Posted a career-high 17 tackles, 2.5 TFLs and one forced fumble against Michigan State (Oct. 3, 2009); the 17 stops were the most by any defender in the Big Ten during the year. Tied career high with 17 tackles vs. Ohio State in 2010.
- Father, Louis, was a defensive back for Michigan in the early 1980s (lettered in 1982).

Year	GP/GS	S-A-TT	TFL	Sacks	Int.	FF-FR	PBU
2009	12/8	39-36-75	4-5-10	0-0	1-0	2-0	0
2010	13/13	61-55-116	8-5-24	1-8	2-51	1-1	1
2011	6/6	22-14-36	4-0-27	3-26	1-2	1-0	1
Career	31/27	122-105-227	17-61	4-34	4-53	4-1	2

Mike Martin

2011 Season

- Had three tackles, including one for a loss, vs. Notre Dame.
- Had season-high six tackles, including half-sack at Northwestern

Career

- Richard Katcher Award winner as U-M's top defensive lineman in 2009 and 2010.
- All-Big Ten second team (coaches) and All-Big Ten honorable mention (media) in 2010.
- 2009-10 NSCA All-American Strength and Conditioning Athlete of the Year recipient.

Year	GP/GS	S-A-TT	TFL	Sacks	Int.	FF-FR	PBU
2008	12/0	9-11-20	4.5-19	2-15	0-0	0-0	0
2009	12/12	20-31-51	8.5-26	2-8	0-0	1-0	0
2010	12/12	21-16-37	6-39	2.5-34	0-0	0-0	0
2011	6/6	4-11-15	1.5-5	.5-3	0-0	0-0	0
Career	42/30	54-69-123	20.5-89	7.0-60	0-0	1-0	0

Marvin Robinson

2011 Season

- Made first career start as fifth DB vs. Notre Dame; had career-best seven tackles, five solo.
- Missed Northwestern game with injury.

Year	GP/GS	S-A-TT	TFL	Sacks	Int.	FF-FR	PBU
2010	11/0	3-0-3	0-0	0-0	0-0	0-0	0
2011	5/1	7-3-10	0-0	0-0	0-0	0-0	0
Career	16/1	10-3-13	0-0	0-0	0-0	0-0	0

Craig Roh

2011 Season

- Leads team with 4.5 tackles for loss and ranks 2nd in sacks with 2.5
- Started 31st consecutive game and had two tackles and half-sack at Northwestern.
- Tied for team lead with five tackles, one for loss, vs. Minnesota.
- Had two tackles, both for losses, one sack and one forced fumble vs. San Diego State; was 2nd consecutive game with sack.
- Had five tackles and one sack vs. Eastern Michigan

Career

- Started all 13 games in 2010 - eight at hybrid linebacker and five at defensive end.
- Posted a career-best 43 tackles, 5.5 TFLs, an assisted sack, two forced fumbles and one PBU in 2010.
- CollegeFootballNews.com Freshman All-America honorable mention and Sporting News Freshman All-Big Ten.
- 2009 U-M Athletic Academic Achievement.
- High school teammate of offensive tackle Taylor Lewan.

Year	GP/GS	S-A-TT	TFL	Sacks	Int.	FF-FR	PBU
2009	12/12	17-20-37	7.5-22	2-12	1-0	0-0	2
2010	13/13	28-15-43	5.5-31	0.5-5	0-0	2-0	1
2011	6/6	9-5-14	4.5-25	2.5-23	0-0	1-0	0
Career	31/31	54-40-94	16.5-77	5.0-40	1-0	3-0	3

Jake Ryan

2011 Season

- Ranks 2nd on team with 4 tackles for loss.
- Made first career start at LB vs. Western Michigan and had one tackle; quarterback pressure led to Brandon Herron 94-yard interception

return for a touchdown.

- Had four tackles, including one for a loss, vs. Notre Dame and three stops, one for a loss, vs. Eastern Michigan.
- Totaled career-best five tackles, two fumble recoveries and had third consecutive game with a tackle for loss vs. San Diego State.
- Registered first career sack vs. Minnesota.

Year	GP/GS	S-A-TT	TFL	Sacks	Int.	FF-FR	PBU
2011	6/4	10-5-15	4-9	1-3	0-0	0-2	0
Career	6/4	10-5-15	4-9	1-3	0-0	0-2	0

Ryan Van Bergen

2011 Season

- Had two tackles and one sack vs. Minnesota; sack was 10th of career.
- Had two tackles, one for loss, one forced fumble and one PBU vs. San Diego State; also reached 100th career tackle.
- Had four tackles vs. Eastern Michigan.
- Had two tackles, one for loss, and one FR vs. Notre Dame; marked second consecutive outing with a FR.

Career

- Led the team lead with four sacks and tied for the team lead with 8.5 tackles for loss in 2010.
- Recorded a career-best seven tackles vs. Mississippi State in the Gator Bowl in 2010.

Year	GP/GS	S-A-TT	TFL	Sacks	Int.	FF-FR	PBU
2008	12/1	8-5-13	0-0	0-0	0-0	0-0	1
2009	12/12	20-20-40	6.5-44	5-40	0-0	1-1	4
2010	13/13	21-16-37	8.5-43	4-35	0-0	0-0	1
2011	6/6	8-8-16	3-11	1-4	0-0	1-2	2
Career	43/32	57-49-106	18-98	10-79	0-0	2-3	8

Troy Woolfolk

2011 Season

- Had season-best five tackles vs. San Diego State.

Career


- Suffered season-ending ankle injury in 2010 preseason.
- Started all 12 games and had career-best 46 tackles in 2009.
- Had career-best eight tackles vs. Notre Dame in 2009.

Year	GP/GS	S-A-TT	TFL	Sacks	Int.	FF-FR	PBU
2007	8/0	3-2-5	0-0	0-0	0-0	0-0	2
2008	12/0	8-2-10	0-0	0-0	0-0	0-0	0
2009	12/12	30-16-46	0-0	0-0	0-0	0-0	1
2010	0/0	0-0-0	0-0	0-0	0-0	0-0	0
2011	6/5	9-2-11	0-0	0-0	0-0	0-0	1
Career	38/17	50-22-72	0-0	0-0	0-0	0-0	4

WOLVERINE BITES

MIKE MARTIN

- 2011 Bednarik Award Watch List
- 2011 Rotary Lombardi Award Watch List
- 2010 All-Big Ten second team.
- Recorded his 100th career tackle vs. Wisconsin.
- 2009 Richard Katcher Award recipient as Michigan's top defensive lineman.
- Recorded a career-best 51 tackles, 8.5 TFLs and two sacks as a starter in 2009.
- Set career high with 10 tackles and three TFLs at Wisconsin (Nov. 14, 2009).
- *Sporting News* All-Freshman second team in 2008.
- Assisted on at least one TFL in eight of the 12 games during the 2009 season.




RYAN VAN BERGEN

- 2011 Ted Hendricks Award Watch List
- Started 31 consecutive games along defensive line.
- Made 100th career tackle vs. San Diego State 9/24/11 and registered 10th career sack vs. Minnesota 10/1/11.
- Contributed 106 tackles, 18 TFLs, 10 sacks, eight pass break-ups, two forced fumbles and three fumble recoveries during his career.
- Scored first and only career touchdown on a 14-yard fumble recovery at Wisconsin in 2009.
- Posted at least one stop in 31 straight games.
- Tallied a career-best three TFLs, one sack and five solo stops at Ohio State (Nov. 27, 2010).



JORDAN KOVACS

- 2011 Lott IMPACT Trophy Watch List candidate.
- Week 1 Lott IMPACT Player of the Week.
- Has 36 tackles and leads team and ranks tied for 3rd in the Big Ten with three sacks.
- Ranked second in the Big Ten with 116 tackles (8.9 avg.) in 2010 - tied for 42nd in the NCAA.
- 2009 CollegeFootballNews.com Freshman All-America second team.
- Finished second on the team with 75 tackles in 2009, including 4.5 TFLs and one interception.
- Posted 17 stops twice in his career - at Ohio State in 2010 and at Michigan State in 2009; his 17 stops were the most by any defender in the conference during the 2009 season.
- Has eight career double-digit tackle efforts.
- Walk-on in 2009 who earned a scholarship.



STARTING LINEUPS

2011 MICHIGAN STARTING LINEUPS • OFFENSE

OPPONENT	WR	LT	LG	C	RG	RT	TE	WR	QB	WR	TB
Western Michigan	Roundtree	Lewan	Schofield	Molk	Omameh	Huyge	Koger	Grady	D.Robinson	Hemingway	Toussaint
Notre Dame	Roundtree	Lewan	Barnum	Molk	Omameh	Huyge	Koger	Grady	D.Robinson	Hemingway	Shaw
Eastern Michigan	Roundtree	Lewan	Barnum	Molk	Omameh	Huyge	Koger	McColgan**	D.Robinson	Hemingway	Toussaint
San Diego State	Roundtree	Lewan	Barnum	Molk	Omameh	Huyge	Koger	Hopkins**	D.Robinson	Hemingway	Toussaint
Minnesota	Roundtree	Lewan	Schofield	Molk	Omameh	Huyge	Koger	Gallon	D.Robinson	Hemingway	Smith
at Northwestern	Roundtree	Lewan	Schofield	Molk	Omameh	Huyge	Koger	Watson%	D.Robinson	Hemingway	Toussaint
at Michigan State											
Purdue											
at Iowa											
at Illinois											
Nebraska											
Ohio State											

**Dentoes started as FB.

% Denotes started as 2nd TE.

2011 MICHIGAN STARTING LINEUPS • DEFENSE

OPPONENT	DE	DT	DT	DE	SAM	MIKE	WILL	LCB	SS	FS	RCB
Western Michigan	Roh	Martin	Van Bergen	Heininger	Ryan	Demens	Herron	Woolfolk	Kovacs	Gordon	Avery
Notre Dame	Roh	Martin	Van Bergen	Heininger	Robinson**	Demens	Morgan	Floyd	Kovacs	Gordon	Avery
Eastern Michigan	Roh	Martin	Heininger	Van Bergen	Ryan	Demens	Hawthorne	Woolfolk	Kovacs	Gordon	Floyd
San Diego State	Roh	Martin	Heininger	Van Bergen	Ryan	Demens	Hawthorne	Woolfolk	Kovacs	Gordon	Floyd
Minnesota	Roh	Martin	Heininger	Van Bergen	Ryan	Demens	Hawthorne	Woolfolk	Kovacs	Gordon	Floyd
at Northwestern	Roh	Martin	Heininger	Van Bergen	Avery**	Demens	Hawthorne	Woolfolk	Kovacs	Gordon	Floyd
at Michigan State											
Purdue											
at Iowa											
at Illinois											
Nebraska											
Ohio State											

** Denotes started as fifth DB.

MICHIGAN PRONUNCIATION GUIDE

Al Backey	Back-ee	Kristian Mateus	Muh-tay-us
Jibreel Black	Juh-BREEL	Patrick Omameh	O-MAH-may
Seth Broekhuizen	Brook-hizen	Jordan Paskorz	Pass-korz
Kenny Demens	DEM-ins	Kris Pauloski	Pa-lowski
Drew Dileo	Dill-e-o	Tom Pomarico	pom-uh-RICO
Paul Gyarmati	G-are-mahti	Jihad Rasheed	JEE-hod Rah-SHEED
Will Hagerup	Haa-GRUP	Craig Roh	Row
Will Heininger	Hine-in-ger	Darryl Stonum	Stone-um
Stephen Hopkins	Steph-en	Terrence Talbott	TAL-bott
Mark Huyge	Hugh-ghee	Raymon Taylor	Ruh-MOAN
Rocko Khoury	Corey	Fitzgerald Toussaint	Two-sant
Mike Kwiatkowski	kwit-KOW-ski	Matt Wile	like 'while'
Taylor Lewan	Luh-wan		

MICHIGAN DEPTH CHART vs. MICHIGAN STATE

OFFENSE

WR 12 Roy Roundtree (6-0, 177, Sr./Jr.)
 19 Kelvin Grady (5-10, 177, 5th)
 17 Jeremy Jackson (6-3, 198, So.)

LT 77 Taylor Lewan (6-8, 302, Jr./So.)
 75 Michael Schofield (6-7, 299, Jr./So.)

LG 52 Ricky Barnum (6-3, 292, Sr./Jr.)
 57 Elliott Mealer (6-5, 310, Sr./Jr.)

C 50 David Molk (6-2, 286, 5th)
 63 Rocko Khoury (6-4, 287, Sr./Jr.)

RG 65 Patrick Omameh (6-4, 300, Sr./Jr.)
 57 Elliott Mealer (6-5, 310, Sr./Jr.)

RT 72 Mark Huyge (6-6, 302, 5th)
 75 Michael Schofield (6-7, 299, Jr./So.)

TE 86 Kevin Koger (6-4, 258, Sr.)
 89 Brandon Moore (6-5, 255, Sr./Jr.)
 84 Steve Watson (6-4, 255, 5th)

WR 21 Junior Hemingway (6-1, 222, 5th)
 10 Jeremy Gallon (5-8, 185, Jr./So.)
 9 Martavious Odoms (5-8, 173, Sr.)
 26 Drew Dileo (5-10, 172, So.)

QB 16 Denard Robinson (6-0, 195, Jr.)
 7 Devin Gardner (6-4, 205, So.)

FB 49 John McColgan (6-1, 240, 5th)
 84 Steve Watson (6-4, 255, 5th)

RB 28 Fitzgerald Toussaint (5-10, 195, Jr./So.)
 OR 2 Vincent Smith (5-6, 172, Jr.)
 20 Michael Shaw (6-1, 195, Sr.)
 33 Stephen Hopkins (6-0, 228, So.)

SPECIAL TEAMS

PK 34 Brendan Gibbons (6-1, 227, Jr./So.)
 OR 45 Matt Wile (6-2, 208, Fr.)

P 43 Will Hagerup (6-4, 210, So.)
 45 Matt Wile (6-2, 208, Fr.)

LS 91 Tom Pomarico (6-4, 240, 5th)
 54 Jareth Glanda (6-3, 255, Jr./So.)

H 26 Drew Dileo (5-10, 172, So.)
 10 Jeremy Gallon (5-8, 185, Jr./So.)

DEFENSE

DE 88 Craig Roh (6-5, 269, Jr.)
 55 Jibreel Black (6-2, 260, So.)
 57 Frank Clark (6-2, 228, Fr.)

DT 68 Mike Martin (6-2, 304, Sr.)
 73 Will Campbell (6-5, 322, Jr.)

DT 53 Ryan Van Bergen (6-6, 288, 5th)
 76 Quinton Washington (6-4, 302, Jr./So.)

DE 39 Will Heininger (6-6, 295, 5th)
 67 Nathan Brink (6-5, 263, Jr./So.)

SLB 4 Cam Gordon (6-3, 222, Jr./So.)
 90 Jake Ryan (6-3, 230, So./Fr.)
 97 Brennen Beyer (6-3, 225, Fr.)

MLB 25 Kenny Demens (6-1, 248, Sr./Jr.)
 42 J.B. Fitzgerald (6-3, 241, Sr.)
 27 Mike Jones (6-2, 224, Jr./So.)

WLB 7 Brandin Hawthorne (6-0, 214, Jr.)
 44 Desmond Morgan (6-1, 220, Fr.)
 58 Brandon Herron (6-2, 221, 5th)
 27 Mike Jones (6-2, 224, Jr./So.)

LCB 29 Troy Woolfolk (6-0, 191, 5th)
 18 Blake Countess (5-10, 176, Fr.)
 35 Gregg Brown (5-10, 192, Fr.)

SS 32 Jordan Kovacs (6-0, 197, Sr./Jr.)
 3 Marvin Robinson (6-2, 200, So.)

FS 30 Thomas Gordon (5-11, 208, Jr./So.)
 13 Carvin Johnson (6-0, 200, So.)
 14 Josh Furman (6-2, 208, So./Fr.)

RCB 8 J.T. Floyd (6-0, 185, Sr./Jr.)
 5 Courtney Avery (5-11, 173, So.)
 6 Raymon Taylor (5-10, 169, Fr.)
 17 Tony Anderson (5-11, 195, 5th)

PR 10 Jeremy Gallon (5-8, 185, Jr./So.)
 OR 26 Drew Dileo (5-10, 172, So.)
 21 Junior Hemingway (6-1, 222, 5th)
 9 Martavious Odoms (5-8, 173, Sr.)

KR 9 Martavious Odoms (5-8, 173, Sr.)
 OR 10 Jeremy Gallon (5-8, 185, Jr./So.)
 19 Kelvin Grady (5-10, 177, 5th)
 2 Vincent Smith (5-6, 172, Jr.)

START CHARTS

OFFENSE	Current		
	'11	Streak	Career
David Molk	6	19	35
Junior Hemingway	6	7	25
Kevin Koger	6	6	25
Roy Roundtree	6	23	23
Mark Huyge	6	6	22
Patrick Omameh	6	22	22
Denard Robinson	6	19	19

DEFENSE	Current		
	'11	Streak	Career
Ryan Van Bergen	6	31	32
Craig Roh	6	31	31
Mike Martin	6	9	30
Jordan Kovacs	6	27	27
Kenny Demens	6	13	13

LONGEST ACTIVE STARTS STREAKS

Craig Roh	31
Ryan Van Bergen	31
Jordan Kovacs	27

CAREER GAMES STARTED

David Molk (C)	35
Ryan Van Bergen (DE)	32
Craig Roh (DE)	31
Mike Martin (DT)	30
Jordan Kovacs (SS)	27
Junior Hemingway (WR)	25
Kevin Koger (TE)	25
Martavious Odoms (SR)	24
Roy Roundtree (SR)	23
Mark Huyge (OT)	22
Patrick Omameh (OG)	22

CAREER GAMES PLAYED

J.B. Fitzgerald (LB)	43
Ryan Van Bergen (DE)	43
Mike Martin (DT)	42
Junior Hemingway (WR)	42
Kevin Koger (TE)	40
Troy Woolfolk (CB)	38
Mike Shaw (RB)	36
David Molk (C)	35
Brandon Herron (LB)	33
Martavious Odoms (SR)	32

2011 MICHIGAN FOOTBALL ROSTERS

NUMERICAL ROSTER

No.	Player	Pos.
2	Smith, Vincent **	RB
3	Bellomy, Russell	QB
3	Robinson, Marvin *	S
4	Gordon, Cameron *	LB
4	Wilson, Steve	QB
5	Avery, Courtney *	CB
5	Hayes, Justice	RB
6	Taylor, Raymon	DB
7	Gardner, Devin	QB
7	Hawthorne, Brandin *	LB
8	Floyd, J.T. **	CB
9	Odoms, Martavious ***	WR
10	Gallon, Jeremy *	WR
12	Roundtree, Roy **	WR
13	Johnson, Carvin *	S
13	Fry, Ben	QB
14	Furman, Josh	S
14	Kennedy, Jack	QB
15	Cox, Michael **	RB
16	Robinson, Denard **	QB
17	Anderson, Tony ***	CB
17	Jackson, Jeremy *	WR
18	Countess, Blake	DB
18	Rasheed, Jihad	RB
19	Grady, Kelvin **	WR
19	Zeller, Charlie	S
20	Carter, Tamani	DB
20	Shaw, Michael ***	RB
21	Hemingway, Junior ***	WR
22	Stonum, Darryl ***	WR
23	Simmons, Floyd **	S
24	Hollowell, Delonte	DB
25	Demens, Kenny **	LB
26	Dileo, Drew *	WR
27	Jones, Mike *	LB
28	Cavanaugh, Matthew *S	S
28	Toussaint, Fitzgerald *	RB
29	Woolfolk, Troy ***	CB
30	Gordon, Thomas *	S
31	Van Slyke, Jared *	S
32	Kovacs, Jordan **	S
33	Hopkins, Stephen *	RB
34	Bell, Isaiah	LB
34	Gibbons, Brendan *	PK
35	Barpal, Jordan	WR
35	Brown, Greg	CB
36	Johnson, Zac ***	S
36	Kerridge, Joe	FB
37	Talbott, Terrence *	CB
38	Backey, Al *	CB
38	Rawls, Thomas	RB
39	Heininger, Will ***	DE
40	Allspach, Nate	TE
40	Poole, Antonio	LB
41	Wilkins, Kenny	DT
42	Esterline, Dylan	TE

ALPHABETICAL ROSTER

No.	Player	Pos.	Ht.	Wt.	Year/Elig.	Hometown (High School/Previous School)
40	Allspach, Nate	TE	6-6	224	So./Fr.	Grand Rapids, Mich. (Grandville)
17	Anderson, Tony ***	CB	5-11	195	5th	Redondo Beach, Calif. (Redondo Union)
54	Ash, Richard	DT	6-3	301	So./Fr.	Pahokee, Fla. (Pahokee)
5	Avery, Courtney *	CB	5-11	173	So.	Mansfield, Ohio (Lexington)
38	Backey, Al *	CB	5-10	181	Jr./So.	Ypsilanti, Mich. (Ypsilanti)
52	Barnum, Ricky **	OL	6-3	292	Sr./Jr.	Lakeland, Fla. (Lake Gibson)
35	Barpal, Jordan	WR	5-10	166	Sr./Jr.	West Bloomfield, Mich. (Seaholm)
34	Bell, Isaiah	LB	6-1	250	Jr./So.	Youngstown, Ohio (Liberty)
3	Bellomy, Russell	QB	6-3	189	Fr.	Arlington, Texas (Martin)
97	Beyer, Brennen	LB	6-3	225	Fr.	Canton, Mich. (Plymouth)
55	Black, Jibreel *	DE	6-2	260	So.	Cincinnati, Ohio (Wyoming)
67	Brink, Nathan	DT	6-5	263	Jr./So.	Holland, Mich. (Holland Christian)
46	Broekhuizen, Seth *	PK	6-1	200	Jr./So.	Holland, Mich. (Holland Christian)
35	Brown, Greg	CB	5-10	192	Fr.	Fremont, Ohio (Ross)
58	Bryant, Chris	OL	6-4	341	Fr.	Chicago, Ill. (Simeon)
56	Burzynski, Joey	OL	6-1	284	So./Fr.	Carlsbad, Calif. (Carlsbad)
73	Campbell, William **	DT	6-5	322	Jr.	Detroit, Mich. (Cass Technical)
20	Carter, Tamani	DB	5-11	175	Fr.	Pickerington, Ohio (Central)
28	Cavanaugh, Matthew *S	S	5-10	190	Sr./Jr.	Alto, Mich. (Caledonia)
57	Clark, Frank	DE	6-2	228	Fr.	Cleveland, Ohio (Glenville)
18	Countess, Blake	DB	5-10	176	Fr.	Owings Mills, Md. (Our Lady of Good Counsel)
15	Cox, Michael **	RB	6-0	214	Sr./Jr.	Dorchester, Mass. (Avon Old Farms)
25	Demens, Kenny **	LB	6-1	248	Sr./Jr.	Oak Park, Mich. (Detroit Country Day)
26	Dileo, Drew *	WR	5-10	172	So.	Greenwell Springs, La. (Parkview Baptist)
93	Eddins, Chris	DE	6-5	265	So./Fr.	Detroit, Mich. (Country Day)
42	Esterline, Dylan	TE	6-5	237	So./Fr.	Blissfield, Mich. (Blissfield)
51	Evans, Marell	LB	6-3	237	5th	Richmond, Va. (Varina)
42	Fitzgerald, J.B. ***	LB	6-3	241	Sr.	Princeton Junction, N.J. (West Windsor Plainsboro)
8	Floyd, J.T. **	CB	6-0	185	Sr./Jr.	Greenville, S.C. (J.L. Mann)
13	Fry, Ben	QB	5-10	178	Fr.	Grosse Pointe Farms, Mich. (Grosse Pointe South)
14	Furman, Josh	S	6-2	208	So./Fr.	Annapolis, Md. (Old Mill Senior)
10	Gallon, Jeremy *	WR	5-8	185	Jr./So.	Apopka, Fla. (Apopka)
7	Gardner, Devin	QB	6-4	205	So.	Detroit, Mich. (Inkster)
34	Gibbons, Brendan *	PK	6-1	241	Jr./So.	West Palm Beach, Fla. (Cardinal Newman)
54	Glanda, Jareth	LS	6-3	255	Jr./So.	Rochester Hills, Mich. (Brother Rice)
61	Glasgow, Graham	OL	6-6	314	Fr.	Aurora, Ill. (Marmion Academy)
4	Gordon, Cameron *	LB	6-3	222	Jr./So.	Detroit, Mich. (Inkster)
30	Gordon, Thomas *	S	5-11	208	Jr./So.	Detroit, Mich. (Cass Technical)
19	Grady, Kelvin **	WR	5-10	177	5th	Grand Rapids, Mich. (East Grand Rapids)
94	Graman, Curt	LS	6-5	200	Jr./So.	Cincinnati, Ohio (Elder)
69	Gunderson, Erik	OL	6-8	312	Jr./So.	Milan, Mich. (Milan)
99	Gyarmati, Paul *	LB	6-1	216	Sr./Jr.	Birmingham, Mich. (Brother Rice)
43	Hagerup, Will *	P	6-4	225	So.	Milwaukee, Wis. (Whitefish Bay)
7	Hawthorne, Brandin *	LB	6-0	214	Jr.	Pahokee, Fla. (Pahokee)
5	Hayes, Justice	RB	5-10	176	Fr.	Grand Blanc, Mich. (Grand Blanc Community)
39	Heininger, Will ***	DE	6-6	295	5th	Ann Arbor, Mich. (Pioneer)
92	Heitzman, Keith	DE	6-3	251	Fr.	Hilliard, Ohio (Hilliard Davidson)
21	Hemingway, Junior ***	WR	6-1	222	5th	Conway, S.C. (Conway)
58	Herron, Brandon ***	LB	6-2	221	5th	Stafford, Texas (Dulles)
24	Hollowell, Delonte	DB	5-9	164	Fr.	Detroit, Mich. (Cass Technical)
33	Hopkins, Stephen *	RB	6-0	228	So.	Double Oak, Texas (Marcus)
72	Huyge, Mark ***	OL	6-6	302	5th	Wyoming, Mich. (Catholic Central)
17	Jackson, Jeremy *	WR	6-3	198	So.	Ann Arbor, Mich. (Huron)
13	Johnson, Carvin *	S	6-0	200	So.	Metairie, La. (Archbishop Rummel)
36	Johnson, Zac ***	S	6-2	205	5th	Morenci, Mich. (Morenci)
27	Jones, Mike *	LB	6-2	224	Jr./So.	Orlando, Fla. (Edgewater)

2011 MICHIGAN FOOTBALL ROSTERS

ALPHABETICAL ROSTER

No.	Player	Pos.	Ht.	Wt.	Year/Elig.	Hometown (High School/Previous School)
14	Kennedy, Jack	QB	5-11	185	Sr./Jr.	Walled Lake, Mich. (Walled Lake Central)
36	Kerridge, Joe	FB	6-0	231	Fr.	Traverse City, Mich. (St. Francis)
63	Khoury, Rocko **	OL	6-4	287	Sr./Jr.	Traverse City, Mich. (Traverse City West)
86	Koger, Kevin ***	TE	6-4	258	Sr.	Toledo, Ohio (Whitmer)
32	Kovacs, Jordan **	S	6-0	197	Sr./Jr.	Curtice, Ohio (Clay)
81	Kwiatkowski, Mike	TE	6-5	257	Sr./Jr.	Macomb, Mich. (Dakota)
77	Lewan, Taylor *	OL	6-8	302	Jr./So.	Scottsdale, Ariz. (Chaparral)
68	Martin, Mike ***	DT	6-2	304	Sr.	Redford, Mich. (Catholic Central)
70	Mateus, Kristian	OL	6-7	285	So./Fr.	Ada, Mich. (Forest Hills Central)
49	McColgan, John **	FB	6-1	240	5th	Saginaw, Mich. (Nouvel Catholic)
57	Mealer, Elliott **	OL	6-5	310	Sr./Jr.	Wauseon, Ohio (Wauseon)
60	Miller, Jack	OL	6-4	263	Fr.	Perrysburg, Ohio (St. John's Jesuit)
80	Miller, Ricardo	TE	6-4	234	So./Fr.	Orlando, Fla. (Dr. Phillips [Fla.]/Pioneer [Mich.]
50	Molk, David ***	OL	6-2	286	5th	Lemont, Ill. (Lemont Township)
89	Moore, Brandon	TE	6-5	255	Sr./Jr.	Trotwood, Ohio (Trotwood-Madison)
66	Morales, George	LS	6-0	236	Sr./Jr.	North Las Vegas, Nev. (Mojave)
44	Morgan, Desmond	LB	6-1	220	Fr.	Holland, Mich. (West Ottawa)
9	Odoms, Martavious ***	WR	5-8	173	Sr.	Pahokee, Fla. (Pahokee)
65	Onameh, Patrick **	OL	6-4	300	Sr./Jr.	Columbus, Ohio (St. Francis DeSales)
94	Paskorz, Jordan	LB	6-3	246	So./Fr.	Gibsonia, Pa. (Hampton)
93	Pauloski, Kris	PK	6-3	204	Jr./So.	Indianapolis, Ind. (Pike)
91	Pomarico, Tom **	LS	6-4	240	5th	Jackson, Mich. (Lumen Christi)
40	Poole, Antonio	LB	6-2	212	Fr.	Cincinnati, Ohio (Winton Woods)
18	Rasheed, Jihad	RB	5-10	172	So./Fr.	Detroit, Mich. (Southeastern)
38	Rawls, Thomas	RB	5-10	219	Fr.	Flint, Mich. (Flint Northern)
85	Reynolds, Joe *	WR	6-1	191	Jr./So.	Rochester, Mich. (Rochester Adams)
16	Robinson, Denard **	QB	6-0	195	Jr.	Deerfield Beach, Fla. (Deerfield Beach)
83	Robinson, Jerald	WR	6-1	206	So./Fr.	Canton, Ohio (South)
3	Robinson, Marvin *	S	6-2	200	So.	Winter Haven, Fla. (Lake Region)
82	Robinson, Terrence *	WR	5-9	177	Sr./Jr.	Klein, Texas (Oak)
95	Rock, Chris	DE	6-5	267	Fr.	Columbus, Ohio (St. Francis DeSales)
88	Roh, Craig **	DE	6-5	269	Jr.	Scottsdale, Ariz. (Chaparral)
96	Ross, Jeremy	PK	5-5	150	So./Fr.	Ann Arbor, Mich. (Pioneer)
12	Roundtree, Roy **	WR	6-0	177	Sr./Jr.	Trotwood, Ohio (Trotwood-Madison)
90	Ryan, Jake	LB	6-3	230	So./Fr.	Westlake, Ohio (St. Ignatius)
75	Schofield, Michael *	OL	6-7	299	Jr./So.	Orland Park, Ill. (Carl Sandburg)
60	Schwab, Alex	DT	6-0	241	Sr./Jr.	Manassas, Va. (Osborn Park)
20	Shaw, Michael ***	RB	6-1	195	Sr.	Trotwood, Ohio (Trotwood-Madison)
23	Simmons, Floyd **	S	6-0	194	Sr./Jr.	Detroit, Mich. (Crockett Technical)
2	Smith, Vincent **	RB	5-6	172	Jr.	Pahokee, Fla. (Pahokee)
22	Stonum, Darryl ***	WR	6-2	195	Sr.	Stafford, Texas (Dulles)
37	Talbott, Terrence *	CB	5-11	178	So.	Huber Heights, Ohio (Wayne)
6	Taylor, Raymon	DB	5-10	169	Fr.	Detroit, Mich. (Highland Park)
28	Toussaint, Fitzgerald *	RB	5-10	195	Jr./So.	Youngstown, Ohio (Liberty)
53	Van Bergen, Ryan ***	DE	6-6	288	5th	Whitehall, Mich. (Whitehall)
31	Van Slyke, Jared *	S	6-2	195	5th	St. Louis, Mo. (John Burroughs)
76	Washington, Quinton *DT	6-4	302	Jr./So.	St. Stephen, S.C. (Timberland)	
84	Watson, Steve ***	TE	6-4	255	5th	Cherry Hills Village, Colo. (Mullen)
45	Wile, Matt	K	6-2	208	Fr.	San Diego, Calif. (Francis Parker)
41	Wilkins, Kenny	DT	6-3	280	So./Fr.	Washington, Pa. (Trinity)
4	Wilson, Steve	QB	5-11	180	Sr./Jr.	White Lake, Mich. (Lakeland)
29	Woolfolk, Troy ***	CB	6-0	191	5th	Sugar Land, Texas (Dulles)
19	Zeller, Charlie	S	5-11	194	Jr./So.	Centennial, Colo. (Cherry Creek)

NUMERICAL ROSTER

No.	Player	Pos.
42	Fitzgerald, J.B. ***	LB
43	Hagerup, Will *	P
44	Morgan, Desmond	LB
45	Wile, Matt	K
46	Broekhuizen, Seth *	PK
49	McColgan, John **	FB
50	Molk, David ***	OL
51	Evans, Marell	LB
52	Barnum, Ricky **	OL
53	Van Bergen, Ryan ***	DE
54	Ash, Richard	DT
54	Glanda, Jareth	LS
55	Black, Jibreel *	DE
56	Burzynski, Joey	OL
57	Clark, Frank	DE
57	Mealer, Elliott **	OL
58	Bryant, Chris	OL
58	Herron, Brandon ***	LB
60	Miller, Jack	OL
60	Schwab, Alex	DT
61	Glasgow, Graham	OL
63	Khoury, Rocko **	OL
65	Onameh, Patrick **	OL
66	Morales, George	LS
67	Brink, Nathan	DT
68	Martin, Mike ***	DT
69	Gunderson, Erik	OL
70	Mateus, Kristian	OL
72	Huyge, Mark ***	OL
73	Campbell, William **	DT
75	Schofield, Michael *	OL
76	Washington, Quinton *DT	DT
77	Lewan, Taylor *	OL
80	Miller, Ricardo	TE
81	Kwiatkowski, Mike	TE
82	Robinson, Terrence *	WR
83	Robinson, Jerald	WR
84	Watson, Steve ***	TE
85	Reynolds, Joe *	WR
86	Koger, Kevin ***	TE
88	Roh, Craig **	DE
89	Moore, Brandon	TE
90	Ryan, Jake	LB
91	Pomarico, Tom **	LS
92	Heitzman, Keith	DE
93	Eddins, Chris	DE
93	Pauloski, Kris	PK
94	Graman, Curt	LS
94	Paskorz, Jordan	LB
95	Rock, Chris	DE
96	Ross, Jeremy	PK
97	Beyer, Brennen	LB
99	Gyarmati, Paul *	LB

2011 ROSTER BREAKDOWN

ROSTER BY STATE

No.	Player	Pos.
Arizona (2)		
77	Lewan, Taylor *	OL
88	Roh, Craig **	DE
California (3)		
17	Anderson, Tony ***	CB
56	Burzynski, Joey	OL
45	Wile, Matt	K
Colorado (2)		
84	Watson, Steve ***	TE
19	Zeller, Charlie	S
Florida (11)		
54	Ash, Richard	DT
52	Barnum, Ricky **	OL
10	Gallon, Jeremy *	WR
34	Gibbons, Brendan *	PK
7	Hawthorne, Brandin *	LB
27	Jones, Mike *	LB
80	Miller, Ricardo	TE
9	Odoms, Martavious ***	WR
16	Robinson, Denard **	QB
3	Robinson, Marvin *	S
2	Smith, Vincent **	RB
Illinois (4)		
58	Bryant, Chris	OL
61	Glasgow, Graham	OL
50	Molk, David ***	OL
75	Schofield, Michael *	OL
Indiana (1)		
93	Pauloski, Kris	PK
Louisiana (2)		
26	Dileo, Drew *	WR
13	Johnson, Carvin *	S
Massachusetts (1)		
15	Cox, Michael **	RB
Maryland (2)		
18	Countess, Blake	DB
14	Furman, Josh	S
Michigan (42)		
40	Allspach, Nate	TE
38	Backey, Al *	CB
35	Barpal, Jordan	WR
97	Beyer, Brennen	LB
67	Brink, Nathan	DT
46	Broekhuizen, Seth *	PK
73	Campbell, William **	DT
28	Cavanaugh, Matthew *S	S
25	Demens, Kenny **	LB
93	Eddins, Chris	DE
42	Esterline, Dylan	TE
13	Fry, Ben	QB
7	Gardner, Devin	QB
54	Glanda, Jareth	LS
4	Gordon, Cameron *	LB
30	Gordon, Thomas *	S
19	Grady, Kelvin **	WR
69	Gunderson, Erik	OL
99	Gyarmati, Paul *	LB
5	Hayes, Justice	RB
39	Heininger, Will ***	DE
24	Hollowell, Delonte	DB
72	Huyge, Mark ***	OL
17	Jackson, Jeremy *	WR
36	Johnson, Zac ***	S
14	Kennedy, Jack	QB
36	Kerridge, Joe	FB

ROSTER BY POSITION

Quarterback

No.	Player	Pos.	Ht.	Wt.	Year/Elig.	Hometown (High School/Previous School)
3	Bellomy, Russell	QB	6-3	189	Fr.	Arlington, Texas (Martin)
13	Fry, Ben	QB	5-10	178	Fr.	Grosse Pointe Farms, Mich. (Grosse Pointe South)
7	Gardner, Devin	QB	6-4	205	So.	Detroit, Mich. (Inkster)
14	Kennedy, Jack	QB	5-11	185	Sr./Jr.	Walled Lake, Mich. (Walled Lake Central)
16	Robinson, Denard **	QB	6-0	195	Jr.	Deerfield Beach, Fla. (Deerfield Beach)
4	Wilson, Steve	QB	5-11	180	Sr./Jr.	White Lake, Mich. (Lakeland)

Running Back

15	Cox, Michael **	RB	6-0	214	Sr./Jr.	Dorchester, Mass. (Avon Old Farms)
5	Hayes, Justice	RB	5-10	176	Fr.	Grand Blanc, Mich. (Grand Blanc Community)
33	Hopkins, Stephen *	RB	6-0	228	So.	Double Oak, Texas (Marcus)
36	Kerridge, Joe	FB	6-0	231	Fr.	Traverse City, Mich. (St. Francis)
49	McColgan, John **	FB	6-1	240	5th	Saginaw, Mich. (Nouvel Catholic)
18	Rasheed, Jihad	RB	5-10	172	So./Fr.	Detroit, Mich. (Southeastern)
38	Rawls, Thomas	RB	5-10	219	Fr.	Flint, Mich. (Flint Northern)
20	Shaw, Michael ***	RB	6-1	195	Sr.	Trotwood, Ohio (Trotwood-Madison)
2	Smith, Vincent **	RB	5-6	172	Jr.	Pahokee, Fla. (Pahokee)
28	Toussaint, Fitzgerald *	RB	5-10	195	Jr./So.	Youngstown, Ohio (Liberty)

Wide Receiver

35	Barpal, Jordan	WR	5-10	166	Sr./Jr.	West Bloomfield, Mich. (Seaholm)
26	Dileo, Drew *	WR	5-10	172	So.	Greenwell Springs, La. (Parkview Baptist)
10	Gallon, Jeremy *	WR	5-8	185	Jr./So.	Apopka, Fla. (Apopka)
19	Grady, Kelvin **	WR	5-10	177	5th	Grand Rapids, Mich. (East Grand Rapids)
21	Hemingway, Junior ***	WR	6-1	222	5th	Conway, S.C. (Conway)
17	Jackson, Jeremy *	WR	6-3	198	So.	Ann Arbor, Mich. (Huron)
9	Odoms, Martavious ***	WR	5-8	173	Sr.	Pahokee, Fla. (Pahokee)
85	Reynolds, Joe *	WR	6-1	191	Jr./So.	Rochester, Mich. (Rochester Adams)
83	Robinson, Jerald	WR	6-1	206	So./Fr.	Canton, Ohio (South)
82	Robinson, Terrence *	WR	5-9	177	Sr./Jr.	Klein, Texas (Oak)
12	Roundtree, Roy **	WR	6-0	177	Sr./Jr.	Trotwood, Ohio (Trotwood-Madison)
22	Stonum, Darryl ***	WR	6-2	195	Sr.	Stafford, Texas (Dulles)

Tight End

40	Allspach, Nate	TE	6-6	224	So./Fr.	Grand Rapids, Mich. (Grandville)
42	Esterline, Dylan	TE	6-5	237	So./Fr.	Blissfield, Mich. (Blissfield)
86	Koger, Kevin ***	TE	6-4	258	Sr.	Toledo, Ohio (Whitmer)
81	Kwiatkowski, Mike	TE	6-5	257	Sr./Jr.	Macomb, Mich. (Dakota)
80	Miller, Ricardo	TE	6-4	234	So./Fr.	Orlando, Fla. (Dr. Phillips [Fla.]/Pioneer [Mich.])
89	Moore, Brandon	TE	6-5	255	Sr./Jr.	Trotwood, Ohio (Trotwood-Madison)
84	Watson, Steve ***	TE	6-4	255	5th	Cherry Hills Village, Colo. (Mullen)

Offensive Line

52	Barnum, Ricky **	OL	6-3	292	Sr./Jr.	Lakeland, Fla. (Lake Gibson)
58	Bryant, Chris	OL	6-4	341	Fr.	Chicago, Ill. (Simeon)
56	Burzynski, Joey	OL	6-1	284	So./Fr.	Carlsbad, Calif. (Carlsbad)
61	Glasgow, Graham	OL	6-6	314	Fr.	Aurora, Ill. (Marmion Academy)
69	Gunderson, Erik	OL	6-8	312	Jr./So.	Milan, Mich. (Milan)
72	Huyge, Mark ***	OL	6-6	302	5th	Wyoming, Mich. (Catholic Central)
63	Khoury, Rocko **	OL	6-4	287	Sr./Jr.	Traverse City, Mich. (Traverse City West)
77	Lewan, Taylor *	OL	6-8	302	Jr./So.	Scottsdale, Ariz. (Chaparral)
70	Mateus, Kristian	OL	6-7	285	So./Fr.	Ada, Mich. (Forest Hills Central)
57	Mealer, Elliott **	OL	6-5	310	Sr./Jr.	Wauseon, Ohio (Wauseon)
60	Miller, Jack	OL	6-4	263	Fr.	Perrysburg, Ohio (St. John's Jesuit)
50	Molk, David ***	OL	6-2	286	5th	Lemont, Ill. (Lemont Township)
65	Omameh, Patrick **	OL	6-4	300	Sr./Jr.	Columbus, Ohio (St. Francis DeSales)
75	Schofield, Michael *	OL	6-7	299	Jr./So.	Orland Park, Ill. (Carl Sandburg)

ROSTER BY POSITION

Defensive Line

54	Ash, Richard	DT	6-3	301	So./Fr.	Pahokee, Fla. (Pahokee)
55	Black, Jibreel *	LB	6-2	260	So.	Cincinnati, Ohio (Wyoming)
67	Brink, Nathan	DT	6-5	263	Jr./So.	Holland, Mich. (Holland Christian)
73	Campbell, William **	DT	6-5	322	Jr.	Detroit, Mich. (Cass Technical)
57	Clark, Frank	DE	6-2	228	Fr.	Cleveland, Ohio (Glenville)
93	Eddins, Chris	DE	6-5	265	So./Fr.	Detroit, Mich. (Country Day)
39	Heininger, Will ***	DE	6-6	295	5th	Ann Arbor, Mich. (Pioneer)
92	Heitzman, Keith	DE	6-3	251	Fr.	Hilliard, Ohio (Hilliard Davidson)
68	Martin, Mike ***	DT	6-2	304	Sr.	Redford, Mich. (Catholic Central)
95	Rock, Chris	DE	6-5	267	Fr.	Columbus, Ohio (St. Francis DeSales)
88	Roh, Craig **	DE	6-5	269	Jr.	Scottsdale, Ariz. (Chaparral)
60	Schwab, Alex	DT	6-0	241	Sr./Jr.	Manassas, Va. (Osborn Park)
53	Van Bergen, Ryan ***	DE	6-6	288	5th	Whitehall, Mich. (Whitehall)
76	Washington, Quinton *	DT	6-4	302	Jr./So.	St. Stephen, S.C. (Timberland)
41	Wilkins, Kenny	DT	6-3	280	So./Fr.	Washington, Pa. (Trinity)

Linebacker

34	Bell, Isaiah	LB	6-1	250	Jr./So.	Youngstown, Ohio (Liberty)
97	Beyer, Brennen	LB	6-3	225	Fr.	Canton, Mich. (Plymouth)
25	Demens, Kenny **	LB	6-1	248	Sr./Jr.	Oak Park, Mich. (Detroit Country Day)
51	Evans, Marell	LB	6-3	237	5th	Richmond, Va. (Varina)
42	Fitzgerald, J.B. ***	LB	6-3	241	Sr.	Princeton Junction, N.J. (West Windsor Plainsboro)
4	Gordon, Cameron *	LB	6-3	222	Jr./So.	Detroit, Mich. (Inkster)
99	Gyarmati, Paul *	LB	6-1	216	Sr./Jr.	Birmingham, Mich. (Brother Rice)
7	Hawthorne, Brandin *	LB	6-0	214	Jr.	Pahokee, Fla. (Pahokee)
58	Herron, Brandon ***	LB	6-2	221	5th	Stafford, Texas (Dulles)
27	Jones, Mike *	LB	6-2	224	Jr./So.	Orlando, Fla. (Edgewater)
44	Morgan, Desmond	LB	6-1	220	Fr.	Holland, Mich. (West Ottawa)
94	Paskorz, Jordan	LB	6-3	246	So./Fr.	Gibsonia, Pa. (Hampton)
40	Poole, Antonio	LB	6-2	212	Fr.	Cincinnati, Ohio (Winton Woods)
90	Ryan, Jake	LB	6-3	230	So./Fr.	Westlake, Ohio (St. Ignatius)

Secondary

17	Anderson, Tony ***	CB	5-11	195	5th	Redondo Beach, Calif. (Redondo Union)
5	Avery, Courtney *	CB	5-11	173	So.	Mansfield, Ohio (Lexington)
38	Backey, Al *	CB	5-10	181	Jr./So.	Ypsilanti, Mich. (Ypsilanti)
35	Brown, Gregg	CB	5-10	192	Fr.	Fremont, Ohio (Ross)
20	Carter, Tamani	DB	5-11	175	Fr.	Pickerington, Ohio (Central)
28	Cavanaugh, Matthew *S	S	5-10	190	Sr./Jr.	Alto, Mich. (Caledonia)
18	Countess, Blake	DB	5-10	176	Fr.	Owings Mills, Md. (Our Lady of Good Counsel)
8	Floyd, J.T. **	CB	6-0	185	Sr./Jr.	Greenville, S.C. (J.L. Mann)
14	Furman, Josh	S	6-2	208	So./Fr.	Annapolis, Md. (Old Mill Senior)
30	Gordon, Thomas *	S	5-11	208	Jr./So.	Detroit, Mich. (Cass Technical)
24	Hollowell, Delonte	DB	5-9	164	Fr.	Detroit, Mich. (Cass Technical)
13	Johnson, Carvin *	S	6-0	200	So.	Metairie, La. (Archbishop Rummel)
36	Johnson, Zac ***	S	6-2	205	5th	Morenci, Mich. (Morenci)
32	Kovacs, Jordan **	S	6-0	197	Sr./Jr.	Curtice, Ohio (Clay)
3	Robinson, Marvin *	S	6-2	200	So.	Winter Haven, Fla. (Lake Region)
23	Simmons, Floyd **	S	6-0	194	Sr./Jr.	Detroit, Mich. (Crockett Technical)
37	Talbott, Terrence *	CB	5-11	178	So.	Huber Heights, Ohio (Wayne)
6	Taylor, Raymon	DB	5-10	169	Fr.	Detroit, Mich. (Highland Park)
31	Van Slyke, Jared *	S	6-2	195	5th	St. Louis, Mo. (John Burroughs)
29	Woolfolk, Troy ***	CB	6-0	191	5th	Sugar Land, Texas (Dulles)
19	Zeller, Charlie	S	5-11	194	Jr./So.	Centennial, Colo. (Cherry Creek)

Specialist

46	Broekhuizen, Seth *	PK	6-1	200	Jr./So.	Holland, Mich. (Holland Christian)
34	Gibbons, Brendan *	PK	6-1	241	Jr./So.	West Palm Beach, Fla. (Cardinal Newman)
54	Glanda, Jareth	LS	6-3	255	Jr./So.	Rochester Hills, Mich. (Brother Rice)
94	Graman, Curt	LS	6-5	200	Jr./So.	Cincinnati, Ohio (Elder)
43	Hagerup, Will *	P	6-4	225	So.	Milwaukee, Wis. (Whitefish Bay)
66	Morales, George	LS	6-0	236	Sr./Jr.	North Las Vegas, Nev. (Mojave)
93	Pauloski, Kris	PK	6-3	204	Jr./So.	Indianapolis, Ind. (Pike)
91	Pomarico, Tom **	LS	6-4	240	5th	Jackson, Mich. (Lumen Christi)
96	Ross, Jeremy	PK	5-5	150	So./Fr.	Ann Arbor, Mich. (Pioneer)
45	Wile, Matt	K	6-2	208	Fr.	San Diego, Calif. (Francis Parker)

63	Khoury, Rocko **	OL
81	Kwiatkowski, Mike	TE
68	Martin, Mike ***	DT
70	Mateus, Kristian	OL
49	McColgan, John **	FB
44	Morgan, Desmond	LB
91	Pomarico, Tom **	LS
18	Rasheed, Jihad	RB
38	Rawls, Thomas	RB
85	Reynolds, Joe *	WR
96	Ross, Jeremy	PK
23	Simmons, Floyd **	S
6	Taylor, Raymon	DB
53	Van Bergen, Ryan ***	DE
4	Wilson, Steve	QB

Missouri (1)

31	Van Slyke, Jared *	S
----	--------------------	---

New Jersey (1)

42	Fitzgerald, J.B. ***	LB
----	----------------------	----

Nevada (1)

66	Morales, George	LS
----	-----------------	----

Ohio (22)

5	Avery, Courtney *	CB
34	Bell, Isaiah	LB
55	Black, Jibreel *	DE
35	Brown, Gregg	CB
20	Carter, Tamani	DB
57	Clark, Frank	DE
94	Graman, Curt	LS
92	Heitzman, Keith	DE
86	Koger, Kevin ***	TE
32	Kovacs, Jordan **	S
57	Mealer, Elliott **	OL
60	Miller, Jack	OL
89	Moore, Brandon	TE
65	Omaheh, Patrick **	OL
40	Poole, Antonio	LB
83	Robinson, Jerald	WR
95	Rock, Chris	DE
12	Roundtree, Roy **	WR
90	Ryan, Jake	LB
20	Shaw, Michael ***	RB
37	Talbott, Terrence *	CB
28	Toussaint, Fitzgerald *	RB

Pennsylvania (2)

94	Paskorz, Jordan	LB
41	Wilkins, Kenny	DT

South Carolina (3)

8	Floyd, J.T. **	CB
21	Hemingway, Junior ***	WR
76	Washington, Quinton *	DT

Texas (6)

3	Bellomy, Russell	QB
58	Herron, Brandon ***	LB
33	Hopkins, Stephen *	RB
82	Robinson, Terrence *	WR
22	Stonum, Darryl ***	WR
29	Woolfolk, Troy ***	CB

Virginia (2)

51	Evans, Marell	LB
60	Schwab, Alex	DT

Wisconsin (1)

43	Hagerup, Will *	P
----	-----------------	---

HEAD COACH BRADY HOKE



Conference Championships

MAC WEST (2007, 2008)

Coach of the Year Honors

MWC (2010)
AFCA FBS Region 3 (2008)
MAC (2008)

At a Glance

Born: November 3, 1958 in Kettering, Ohio
High School: Fairmont East (1977)
College: Ball State, B.S., 1982
Wife: Laura
Children: Kelly

Brady Hoke: Head Coach ■ Ball State (1982) Michigan W-L: 6-0 First Season Big Ten W-L: 2-0

On Jan. 11, 2011, Brady Hoke was named the 19th head coach in University of Michigan football history. An eight-year member of U-M's defensive coaching staff from 1995-2002, he returns to Ann Arbor after spending eight seasons as head coach at Ball State (2003-08) and San Diego State (2009-10). While at U-M, Hoke was part of three Big Ten champion teams (1997, '98, 2000), including the 1997 national champion and Rose Bowl champion squad. During his tenure, U-M posted a 76-23 overall record, claiming at least 10 victories on four occasions.

The 2010 Mountain West Conference Coach of the Year, Hoke guided the Aztecs to a 9-4 record, marking the most victories since 1996 (8), while earning the program's first trip to a bowl game in 12 years, a 35-14 victory over Navy. Six of his players earned first-team All-MWC honors in 2010, including running back Ronnie Hillman, the league's freshman of the year. Seven additional players earned second team (4) and honorable mention (3) honors. In 2009, Hoke's first season at San Diego State, five players were named to All-MWC teams, while 11 were MWC All-Academic selections.

As head coach at Ball State, he mentored players to 35 All-MAC selections in six years en route to a pair of bowl game appearances in 2007 and '08. The 2008 season marked the best season in program history, recording a school-record 12 wins and completing an undefeated Mid-American Conference regular season campaign.

Collectively, Hoke has 28 years of collegiate coaching experience beginning with assistant positions at Grand Valley State (1983), Western Michigan (1984-86), Toledo (1987-88), Oregon State (1989-94) and Michigan (1995-2002).

A 1982 graduate of Ball State University, Hoke earned four letters (1977-80) with the Cardinals. He was part of the only two teams in Ball State football history to post undefeated conference seasons: as a player in 1978, and as the head coach in 2008. Hoke led Ball State to the 1978 MAC championship, and as a team captain in 1980 earned All-MAC second-team honors. He graduated from Fairmont East High School in Kettering, Ohio, in 1977. He and his wife, the former Laura Hoberger, have one daughter, Kelly.



BRADY HOKE'S YEAR-BY-YEAR COACHING RECORD

YEAR	SCHOOL	RECORD	CONFERENCE RECORD	POST-SEASON
2011	Michigan	6-0	2-0 Big Ten	
2010	San Diego State	9-4	5-3 MWC	Poinsettia Bowl (vs. Navy/W, 35-14)
2009	San Diego State	4-8	2-6 MWC	
2008	Ball State	12-1	8-0 MAC	MAC West champion, * Did not coach GMAC Bowl (vs. Tulsa/L, 45-13)
2007	Ball State	7-6	5-2 MAC	MAC West co-champ, International Bowl (vs. Rutgers/L, 52-30)
2006	Ball State	5-7	5-3 MAC	
2005	Ball State	4-7	4-4 MAC	
2004	Ball State	2-9	2-6 MAC	
2003	Ball State	4-8	3-5 MAC	
U-M	1 Season	6-0	2-0 Big Ten	
SDSU	2 Seasons	13-12	7-9 MWC	
BSU	6 Seasons	34-38	27-20 MAC	
TOTAL	9 Seasons	53-50	35-29 Conference	

BRADY HOKE'S MILESTONE WINS

Win	Opponent	Site	Date
1	Ball State 31, Indiana State 7	H	8/28/2003
10	Ball State 26, Eastern Michigan 25	A	11/12/2005
20	Ball State 27, Western Michigan 23	A	10/20/2007
30	Ball State 38, Eastern Michigan 16	H	10/25/2008
40	San Diego State 41, New Mexico St.	A	9/11/2010
50	Michigan 31, Eastern Michigan 3	H	9/17/2011

U-M SUPERLATIVES UNDER BRADY HOKE

Overall:	6-0
At Home:	5-0
On the Road:	1-0
Neutral:	0-0

By Month:	
August:	0-0
September:	4-0
October:	2-0
November:	0-0
December:	0-0
January:	0-0

When Scoring First:	3-0
When Opponent Scored First:	3-0
When Scoring 20 or More Points:	6-0
When Scoring Less Than 20 Points:	0-0
When Leading at the Half:	4-0
When Trailing at the Half:	2-0
When Tied at the Half:	0-0
When Leading after 3 Quarters:	4-0
When Trailing after 3 Quarters:	1-0
When Tied after 3 Quarters:	0-0
When Outrushing the Opponent:	5-0
With 35 or More Rushing Attempts:	4-0
With Less Than 30 Passing Attempts:	5-0
When Leading in Time of Possession:	4-0
When Trailing in Time of Possession:	2-0

On Turf:	5-0
On Grass:	1-0

When Leading in Takeaway/Turnover Ratio:	4-0
When Even in Takeaway/Turnover Ratio:	0-0
When Trailing in Takeaway/Turnover Ratio:	2-0
With an Individual 100-Yard Rusher:	4-0
With an Individual 200-Yard Passer:	2-0
250-Yard Passer:	2-0
With an Individual 100-Yard Receiver:	1-0
With an Individual Opponent 100-Yard Rusher:	2-0
With an Individual Opponent 200-Yard Passer:	3-0
250-Yard Passer:	3-0
With an Individual Opponent 100-Yard Receiver:	2-0



AL BORGES
Offensive Coordinator/QB



DARRELL FUNK
Offensive Line



FRED JACKSON
Running Backs



JEFF HECKLINSKI
Wide Receivers



DAN FERRIGNO
Special Teams/Tight Ends



GREG MATTISON
Defensive Coordinator



JERRY MONTGOMERY
Defensive Line



MARK SMITH
Linebackers



CURT MALLORY
Secondary



AARON WELLMAN
Strength and Conditioning

RECORD VERSUS OPPONENTS

Conf./Team	Record
Big Ten	
Illinois.....	0-1
Indiana.....	1-2
Iowa.....	0-1
Michigan.....	0-1
Minnesota.....	1-0
Northwestern.....	1-0
Purdue.....	0-2
Totals	3-7

MAC	
Akron.....	2-1
Bowling Green.....	0-3
Buffalo.....	2-1
Central Florida.....	1-0
Central Michigan.....	2-4
Eastern Michigan.....	5-2
Kent State.....	3-0
Miami.....	2-2
Northern Illinois.....	3-3
Ohio.....	0-1
Toledo.....	4-2
Western Michigan.....	5-2
Totals	29-21

Independent	
Navy.....	3-0
Notre Dame.....	1-0

Mountain West	
Air Force.....	1-1
BYU.....	0-2
Colorado State.....	2-0
New Mexico.....	2-0
San Diego State.....	1-0
TCU.....	0-2
UNLV.....	1-1
Utah.....	0-2
Wyoming.....	1-1
Total	8-9

Big 12	
Missouri.....	0-3
Nebraska.....	0-1
Totals	0-4

Big East	
Boston College.....	0-2
Pittsburgh.....	0-1
Rutgers.....	0-1
Totals	0-4

ACC	
Boston College.....	0-1

SEC	
Auburn.....	0-1

Sun Belt	
Western Kentucky.....	2-0

PAC 12	
UCLA.....	0-1

WAC	
Idaho.....	0-1
New Mexico State.....	2-0
Utah State.....	1-0
Total	3-1

FCS	
Nicholls State.....	1-0
Southern Utah.....	1-0
Indiana State.....	1-0
North Dakota State.....	0-1
Northeastern.....	1-0
Totals	4-1
Totals	53-50



ROY MANNING
Graduate Assistant/Offense



AUBREY PLEASANT
Graduate Assistant/Defense

INDIVIDUAL CAREER BESTS

TOP STATISTICAL LEADERS

Rushing:

2011: Denard Robinson (102 carries, 720 yards, 7.1 avg., 8 TDs)
Career: Denard Robinson (427 carries; 2,773 yards, 6.5 avg., 27 TDs)

Passing:

2011: Denard Robinson (67-117, 1,130 yards, 10 TDs, 9 Ints.)
Career: Denard Robinson (263-439; 3,888 yards, 30 TDs, 24 Ints.)

Receiving:

2011: Junior Hemingway (15 for 391 yards, 26.1 avg., 1 TD)
Career: Roy Roundtree (112 for 1,496 yards, 13.4 avg., 11 TD)

Punt Returns:

2011: Jeremy Gallon (6 for 64 yards, 10.7 avg., 0 TD)
Career: Martavious Odoms (17 for 194 yards, 11.4 avg., 1 TD)

Kickoff Returns:

2011: Vincent Smith (7 for 129 yards, 18.4 avg., 0 TD)
Career: Martavious Odoms (37 for 814 yards, 22.0 avg., 0 TD)

Field Goals:

2011: Brendan Gibbons (4 for 6, long 38 yards)
Career: Brendan Gibbons (5 for 11, long 38 yards)

Tackles:

2011: Kenny Demens (45; 28 solos, 17 assists)
Career: Jordan Kovacs (227; 122 solos, 105 assists)

Tackles for Loss:

2011: Craig Roh (4.5 for 25 yards)
Career: Mike Martin (20.5 for 89 yards)

Sacks:

2011: Jordan Kovacs (3 for 26 yards)
Career: Ryan Van Bergen (10 for 79 yards)

Interceptions:

2011: Brandon Herron (1 for 94 yards); J.T. Floyd (1 for 16 yards); Jordan Kovacs (1 for 2 yards); Thomas Gordon (1 for 0 yards); Brandin Hawthorne (1 for 0 yards)
Career: Jordan Kovacs (4 for 53 yards)

Pass Breakups:

2011: Blake Countess (4)
Career: J.T. Floyd (8)

RUSHING

Devin Gardner

Attempts: 6, twice, last vs. Minnesota (Oct. 1, 2011)
Yards: 39, vs. Minnesota (Oct. 1, 2011)
TDs: 1, twice, last at Northwestern (Oct. 8, 2011)
Long: 15, vs. Minnesota (Oct. 1, 2011)

Kelvin Grady

Attempts: 1, twice (last at Purdue, Nov. 13, 2010)
Yards: 13, at Purdue (Nov. 13, 2010)
TDs: None
Long: 13, at Purdue (Nov. 13, 2010)

Stephen Hopkins

Attempts: 8, twice, last at Purdue (Nov. 13, 2010)
Yards: 45, vs. Illinois (Nov. 6, 2010)
TDs: 1, four times, last at Purdue (Nov. 13, 2010)
Long: 32, vs. Illinois (Nov. 6, 2010)

Denard Robinson

Attempts: 29, vs. Connecticut (Sept. 4, 2010)
Yards: 258, at Notre Dame (Sept. 11, 2010)
TDs: 3, twice, last vs. San Diego State (Sept. 24, 2011)
Long: 87, at Notre Dame (Sept. 11, 2010)

Michael Shaw

Attempts: 15, vs. Connecticut (Sept. 4, 2010)
Yards: 126, vs. Massachusetts (Sept. 18, 2010)
TDs: 3, twice, last vs. Illinois (Nov. 6, 2010)
Long: 50, vs. Massachusetts (Sept. 18, 2010)

Vincent Smith

Attempts: 18, at Purdue (Nov. 13, 2010)
Yards: 166, vs. Delaware State (Oct. 17, 2009)
TDs: 2, vs. Bowling Green (Sept. 25, 2010)
Long: 56, at Indiana (Oct. 2, 2010)

Fitzgerald Toussaint

Attempts: 13, vs. San Diego State (Sept. 24, 2011)
Yards: 108, vs. Minnesota (Oct. 1, 2011)
TDs: 2, vs. Western Michigan (Sept. 3, 2011)
Long: 61, vs. Bowling Green (Sept. 25, 2010)

PASSING

Devin Gardner

Attempts: 10, vs. Bowling Green (Sept. 25, 2010)
Completions: 7, vs. Bowling Green (Sept. 25, 2010)
Yards: 85, vs. Bowling Green (Sept. 25, 2010)
TDs: 1, vs. Bowling Green (Sept. 25, 2010)
Long: 30, vs. Bowling Green (Sept. 25, 2010)

Denard Robinson

Attempts: 40, at Notre Dame (Sept. 11, 2010)
Completions: 24, at Notre Dame (Sept. 11, 2010)
Yards: 338, vs. Notre Dame (Sept. 10, 2011)
TDs: 4, vs. Notre Dame, Sept. 10, 2011)
Long: 77, vs. Notre Dame (Sept. 10, 2011)

RECEIVING

Drew Dileo

Catches: 2, vs. Minnesota (Oct. 1, 2011)
Yards: 23, vs. Minnesota (Oct. 1, 2011)
TDs: 1, twice, last vs. Minnesota (Oct. 1, 2011)
Long: 19, vs. Eastern Michigan (Sept. 17, 2011)

Jeremy Gallon

Catches: 5, at Northwestern (Oct. 8, 2011)
Yards: 78, vs. Notre Dame (Sept. 10, 2011)
TDs: 1, 3 times, last at Northwestern (Oct. 8, 2011)
Long: 64, vs. Notre Dame (Sept. 10, 2011)

Kelvin Grady

Catches: 3, 3 times (last vs. Wisconsin, Nov. 20, 2010)
Yards: 49, vs. Massachusetts (Sept. 18, 2010)
TDs: 1, vs. Delaware State (Oct. 17, 2009)
Long: 43, vs. Massachusetts (Sept. 18, 2010)

Junior Hemingway

Catches: 9, vs. Iowa (Oct. 16, 2010)
Yards: 165, vs. Notre Dame (Sept. 10, 2011)
TDs: 2, twice, last vs. Illinois (Nov. 6, 2010)
Long: 77, vs. Notre Dame (Sept. 10, 2011)

Jeremy Jackson

Catches: 2, twice (last at Ohio State, Nov. 27, 2010)
Yards: 31, at Ohio State (Nov. 27, 2010)
TDs: None
Long: 22, at Ohio State (Nov. 27, 2010)

Kevin Koger

Catches: 4, vs. Notre Dame (Sept. 12, 2009)
Yards: 60, at Penn State (Oct. 30, 2010)
TDs: 1, 7 times, last vs. Minnesota (Oct. 1, 2011)
Long: 60, at Penn State (Oct. 30, 2010)

John McColgan

Catches: 1, 2 times, last vs. Notre Dame (Sept. 10, 2011)
Yards: 15, vs. Notre Dame (Sept. 10, 2011)
TDs: 1, vs. Bowling Green (Sept. 25, 2010)
Long: 15, vs. Notre Dame (Sept. 10, 2011)

Martavious Odoms

Catches: 7, 3 times, last at Notre Dame (Sept. 11, 2010)
Yards: 129, vs. Illinois (Oct. 4, 2008)
TDs: 1, vs. Indiana (Sept. 26, 2009)
Long: 50, vs. Miami, Ohio (Sept. 6, 2008)

Roy Roundtree

Catches: 10, vs. Purdue (Nov. 7, 2009)
Yards: 246, vs. Illinois (Nov. 6, 2010)
TDs: 2, vs. Illinois (Nov. 6, 2010)
Long: 76, at Illinois (Oct. 31, 2009)

Michael Shaw

Catches: 3, twice, last at Notre Dame (Sept. 11, 2010)
Yards: 28, at Notre Dame (Sept. 11, 2010)
TDs: 1, vs. Utah (Aug. 30, 2008)
Long: 16, vs. Connecticut (Sept. 4, 2010)

Vincent Smith

Catches: 7, at Wisconsin (Nov. 14, 2009)
Yards: 54, at Wisconsin (Nov. 14, 2009)
TDs: 1, 6 times, last vs. Minnesota (Oct. 1, 2011)
Long: 28, vs. Minnesota (Oct. 1, 2011)

DEFENSE

Courtney Avery

Tackles: 7, vs. Wisconsin (Nov. 20, 2010)
Solos: 5, at Purdue (Nov. 13, 2010)
Asst: 4, vs. Wisconsin (Nov. 20, 2010)
TFLs: 0.5, vs. Wisconsin (Nov. 20, 2010)
Sacks: None
Int.: None
FR: 1, TD vs. Minnesota (Oct. 1, 2011)
PBUs: 2, vs. Bowling Green (Sept. 25, 2010)

Blake Countess

Tackles: 7, vs. San Diego State (Sept. 24, 2011)
Solos: 5, vs. San Diego State (Sept. 24, 2011)
Asst: 2, vs. San Diego State (Sept. 24, 2011)
TFLs: None
Sacks: None
Int.: None
FR: None
PBUs: 2, vs. Minnesota (Oct. 1, 2011)

Kenny Demens

Tackles: 13, vs. Wisconsin (Nov. 20, 2010)
Solos: 6, at Purdue (Nov. 13, 2010)
Asst: 8, vs. Wisconsin (Nov. 20, 2010)
TFLs: 1, 3 times, last at Northwestern (Oct. 8, 2011)
Sacks: 1, at Northwestern (Oct. 8, 2011)
Int.: None
FR: None
PBUs: None

J.B. Fitzgerald

Tackles: 5, vs. Delaware State (Oct. 17, 2009)
 Solos: 4, twice, last at Purdue (Nov. 13, 2010)
 Asst: 3, at Penn State (Oct. 30, 2010)
 TFLs: 2, vs. Purdue (Nov. 7, 2009)
 Sacks: None
 Int.: None
 FR: None
 PBUs: None

J.T. Floyd

Tackles: 13, twice, last vs. Michigan State (Oct. 9, 2010)
 Solos: 10, vs. Michigan State (Oct. 9, 2010)
 Asst: 6, at Indiana (Oct. 2, 2010)
 TFLs: 1, twice, last vs. Michigan State (Oct. 9, 2010)
 Sacks: None
 Int.: 1, at Notre Dame (Sept. 11, 2010)
 FR: None
 PBUs: 2, at Penn State (Oct. 30, 2010)

Cameron Gordon

Tackles: 15, at Indiana (Oct. 2, 2010)
 Solos: 12, at Indiana (Oct. 2, 2010)
 Asst: 5, twice, last vs. Illinois (Nov. 6, 2010)
 TFLs: 1, twice, last at Ohio State (Nov. 27, 2010)
 Sacks: None
 Int.: 1, twice, last at Indiana (Oct. 2, 2010)
 FR: 2, at Purdue (Nov. 13, 2010)
 PBUs: 1, five times, last vs. Illinois (Nov. 6, 2010)

Thomas Gordon

Tackles: 8, vs. Western Michigan (Sept. 3, 2011)
 Solos: 6, vs. San Diego State (Sept. 24, 2011)
 Asst: 3, vs. Western Michigan (Sept. 3, 2011)
 TFLs: 2, at Notre Dame (Sept. 11, 2010)
 Sacks: 1, twice (last at Penn State, Oct. 30, 2010)
 Int.: 1, vs. Eastern Michigan (Sept. 17, 2011)
 FR: 1, 3 times, last at Northwestern (Oct. 8, 2011)
 PBUs: 1, vs. San Diego State (Sept. 24, 2011)

Brandin Hawthorne

Tackles: 10, vs. Eastern Michigan (Sept. 17, 2011)
 Solos: 7, vs. Eastern Michigan (Sept. 17, 2011)
 Asst: 5, at Northwestern (Oct. 8, 2011)
 TFLs: 1, twice, last vs. Eastern Michigan (Sept. 17, 2011)
 Sacks: None
 Int.: 1, at Northwestern (Oct. 8, 2011)
 FR: None
 PBUs: 1, vs. Notre Dame (Sept. 17, 2011)

Brandon Herron

Tackles: 8, vs. Western Michigan (Sept. 3, 2011)
 Solos: 3, twice (last vs. Connecticut, Sept. 4, 2010)
 Asst: 7, vs. Western Michigan (Sept. 3, 2011)
 TFLs: 0.5, twice (last vs. Penn State, Oct. 24, 2009)
 Sacks: None
 Int.: 1, vs. Western Michigan (Sept. 3, 2011)
 FR: 1, twice, last vs. Western Michigan (Sept. 3, 2011)
 PBUs: None

Carvin Johnson

Tackles: 6, vs. Mississippi State (Jan. 1, 2011)
 Solos: 5, at Northwestern (Oct. 8, 2011)
 Asst: 3, vs. Mississippi State (Jan 1, 2011)
 TFLs: 2, at Purdue (Nov. 13, 2010)
 Sacks: 1, at Purdue (Nov. 13, 2010)
 Int.: None
 FR: 1, vs. Minnesota (Oct. 1, 2011)
 PBUs: 1, twice, last vs. Minnesota (Oct. 1, 2011)

Jordan Kovacs

Tackles: 17, twice, (last at Ohio State, Nov. 27, 2010)
 Solos: 9, at Ohio State (Nov. 27, 2010)
 Asst: 10, at Michigan State (Oct. 3, 2009)
 TFLs: 2.5, twice, last vs. Iowa (Oct. 16, 2010)
 Sacks: 2, vs. Western Michigan (Sept. 3, 2011)
 Int.: 1, 3 times, last at Ohio State (Nov. 27, 2010)
 FR: 1, vs. Massachusetts (Sept. 18, 2010)
 PBUs: 1, twice, last vs. Western Michigan (Sept. 3, 2011)

Mike Martin

Tackles: 10, at Wisconsin (Nov. 14, 2009)
 Solos: 9, at Wisconsin (Nov. 14, 2009)
 Asst: 6, vs. Penn State (Oct. 24, 2009)
 TFLs: 3, at Wisconsin (Nov. 14, 2009)
 Sacks: 1, 6 times, last at Indiana (Oct. 2, 2010)
 Int.: None
 FR: None
 PBUs: None

Craig Roh

Tackles: 7, vs. Eastern Michigan (Sept. 19, 2009)
 Solos: 5, vs. Illinois (Nov. 6, 2010)
 Asst: 5, vs. Eastern Michigan (Sept. 19, 2009)
 TFLs: 2, 4 times, last vs. San Diego State (Sept. 24, 2011)
 Sacks: 1, 3 times, last vs. San Diego State (Sept. 24, 2011)
 Int.: 1, vs. Eastern Michigan (Sept. 19, 2009)
 FR: None
 PBUs: 2, at Michigan State (Oct. 3, 2009)

Jake Ryan

Tackles: 5, vs. San Diego State (Sept. 24, 2011)
 Solos: 4, vs. San Diego State (Sept. 24, 2011)
 Asst: 2, vs. Notre Dame (Sept. 10, 2011)
 TFLs: 1, 4 times, last vs. Minnesota (Oct. 1, 2011)
 Sacks: 1, vs. Minnesota (Oct. 1, 2011)
 Int.: None
 FR: 2, vs. San Diego State (Sept. 24, 2011)
 PBUs: None

Ryan Van Bergen

Tackles: 7, vs. Mississippi State (Jan. 1, 2011)
 Solos: 5, twice, last vs. Mississippi State (Jan. 1, 2011)
 Asst: 5, vs. Indiana (Sept. 26, 2009)
 TFLs: 3, at Ohio State (Nov. 27, 2010)
 Sacks: 2, vs. Bowling Green (Sept. 25, 2010)
 Int.: None
 FR: 1, twice, last vs. Western Michigan (Sept. 3, 2011)
 PBUs: 2, vs. Indiana (Sept. 26, 2009)

Troy Woolfolk

Tackles: 8, vs. Notre Dame (Sept. 12, 2009)
 Solos: 5, twice, (last vs. Ohio State, Nov. 21, 2009)
 Asst: 3, twice, last at Michigan State (Oct. 3, 2009)
 TFLs: None
 Sacks: None
 Int.: None
 FR: None
 PBUs: 2, vs. Eastern Michigan (Oct. 6, 2007)

PUNT RETURNS

Drew Dileo

Returns: 1, 3 times, last vs. Eastern Michigan (Sept. 17, 2011)
 Yards: 15, vs. Bowling Green (Sept. 25, 2010)
 TDs: None
 Long: 15, vs. Bowling Green (Sept. 25, 2010)

Jeremy Gallon

Returns: 3, vs. Iowa (Oct. 16, 2010)
 Yards: 22, vs. Bowling Green (Sept. 25, 2010)
 TDs: None
 Long: 21, twice, last vs. San Diego State (Sept. 24, 2011)

Martavious Odoms

Returns: 4, vs. Delaware State (Oct. 17, 2009)
 Yards: 82, at Purdue (Nov. 1, 2008)
 TDs: 1, at Purdue (Nov. 1, 2008)
 Long: 73, at Purdue (Nov. 1, 2008)

KICK RETURNS

Drew Dileo

Returns: 6, at Ohio State (Nov. 27, 2010)
 Yards: 118, at Ohio State (Nov. 27, 2010)
 TDs: None
 Long: 34, vs. Wisconsin (Nov. 20, 2010)

Jeremy Gallon

Returns: 7, vs. Illinois (Nov. 6, 2010)
 Yards: 139, vs. Illinois (Nov. 6, 2010)
 TDs: None
 Long: 47, at Penn State (Oct. 30, 2010)

Kelvin Grady

Returns: 3, vs. Western Michigan (Sept. 3, 2011)
 Yards: 57, vs. Western Michigan (Sept. 3, 2011)
 TDs: None
 Long: 14, vs. Indiana (Sept. 26, 2009)

Martavious Odoms

Returns: 7, vs. Illinois (Oct. 4, 2008)
 Yards: 183, vs. Illinois (Oct. 4, 2008)
 TDs: None
 Long: 36, vs. Illinois (Oct. 4, 2008)

Vincent Smith

Returns: 5, vs. Notre Dame (Sept. 10, 2011)
 Yards: 98, vs. Notre Dame (Sept. 10, 2011)
 TDs: None
 Long: 24, vs. Notre Dame (Sept. 10, 2011)

KICKING

Brendan Gibbons

Points: 16, vs. Minnesota (Oct. 1, 2011)
 FG Att.: 3, vs. Minnesota (Oct. 1, 2011)
 FG Made: 3, vs. Minnesota (Oct. 1, 2011)
 PATs: 7, vs. Minnesota (Oct. 1, 2011)
 Long FG: 38, vs. Minnesota (Oct. 1, 2011)

Will Hagerup

Punts: 9, at Notre Dame (Sept. 11, 2010)
 Yards: 345, at Notre Dame (Sept. 11, 2010)
 Average: 51.0, vs. Connecticut (Sept. 4, 2010)
 50+: 2, 3 times (last vs. Michigan State, Oct. 9, 2010)
 I-20: 2, 3 times (last vs. Iowa, Oct. 16, 2010)
 Long: 72, at Purdue (Nov. 13, 2010)

Matt Wile

Punts: 5, vs. Notre Dame (Sept. 10, 2011)
 Yards: 196, vs. San Diego State (Sept. 24, 2011)
 Average: 49.0, vs. San Diego State (Sept. 24, 2011)
 50+: 1, vs. San Diego State (Sept. 24, 2011)
 I-20: 2, vs. San Diego State (Sept. 24, 2011)
 Long: 51, vs. San Diego State (Sept. 24, 2011)

MICHIGAN STADIUM



Top 5 College Football Stadiums

School	Stadium	Capacity
Michigan	Michigan	109,901
Penn State	Beaver	106,572
Tennessee	Neyland	102,455
Ohio State	Ohio	102,329
Alabama	Bryant-Denny	101,821

Top 10 Stadium Crowds

Game	Year	Attendance
Notre Dame	2011	114,804*
Connecticut	2010	113,090
Michigan State	2010	113,065
Iowa	2010	112,784
Wisconsin	2010	112,276
Ohio State	2003	112,118
Notre Dame	2003	111,726
Michigan State	2004	111,609
Ohio State	2005	111,591
Ohio State	1999	111,575

* NCAA single-game record.

Michigan Stadium -- 1927-2011 (85 Years)

The football program is in its 85th season in the "Big House" in 2011, with a 389-120-15 all-time record at Michigan Stadium. The largest college football stadium in the country, it was completed in 1927 at a cost of \$950,000, initially seating 72,000 fans. Michigan won the first game played at Michigan Stadium, defeating Ohio Wesleyan, 33-0, on Oct. 1, 1927. The stadium was officially dedicated on Oct. 22, 1927, with a 21-0 shutout over Ohio State.

Since that inaugural season, the capacity of Michigan Stadium has increased nine times to its present 109,901. The Wolverines have led the nation in attendance 35 times in the past 36 years, and reestablished the NCAA single-game attendance record at 114,804 fans against Notre Dame in the first night game ever in Michigan Stadium. The previous mark was 113,090 fans against Connecticut during the 2010 rededication of Michigan Stadium.

Michigan has drawn crowds of 100,000-plus for 235 consecutive games. On football Saturdays in Ann Arbor, Michigan Stadium ranks as the fourth-largest "city" in the state of Michigan.

The Wolverines drew 782,776 fans for their seven-game home schedule in 2010. The seven-game average of 111,825 broke Michigan's NCAA record of 111,025 fans per contest set during the 2004 season.

Michigan Stadium was the only college-owned football facility with a video scoreboard above both end zones. It was also the first stadium to use electronic scoreboards for official time when, in 1930, two were installed.

CAPACITY: 109,901 -- the largest college-owned structures of its kind designed solely for football -- closer to the playing field with no running track -- no posts or other obstructions.

COMPLETION: 1927 --- at a cost in excess of \$950,000 to seat 72,000 spectators. Capacity raised to 84,401 by addition of temporary wooden bleachers until 1949 when permanent steel stands replaced the wooden bleachers, increasing the capacity to 97,239. Seating capacity then raised to 101,001 in 1956, 101,701 in 1973, 102,501 in 1992 and 107,501 in 1998.

FIRST GAME: October 1, 1927 -- Michigan led by Captain Bennie Oosterbaan, defeated Ohio Wesleyan, 33-0. LaVerne (Kip) Taylor, Michigan end, scored first in the stadium on a 28-yard pass from halfback Louis Gilbert.

DEDICATION GAME: October 22, 1927 -- Michigan defeated Ohio State, 21-0.

REDEDICATION GAME: September 4, 2010 -- Michigan defeated Connecticut, 30-10.

ATTENDANCE: Since 1927 -- 44,161,616 fans have watched the Wolverines play 524 games. Stadium attendance record of 106,982 set Nov. 22, 1997 against Ohio State. Since expansion of the "Big House" in 1998, and the rededication in 2010, the single-game attendance record is 114,804 set against Notre Dame on Sept. 10, 2011. The NCAA season record of 782,776 set in 2010.

FIELD: 360 x 160 feet -- Installed new FieldTurf in 2010. The original FieldTurf surface was installed in 2003, returning Michigan to an artificial surface for the first time since the 1990 season. Installed Prescription Athletic Turf in 1991, giving Michigan its first natural grass field since 1968. Field was also lowered 3-1/2 feet allowing better sightlines for those seated in the lower rows.

Michigan Stadium Milestone Games

No.	Date	Opponent	Result	Score
1	Oct. 1, 1927	Ohio Wesleyan	W	33-0
50	Nov. 2, 1935	Pennsylvania	W	16-6
100	Sept. 15, 1945	Great Lakes	W	27-2
200	Oct. 14, 1961	Michigan State	L	0-28
250	Oct. 11, 1969	Purdue	W	31-20
300	Sept. 24, 1977	Navy	W	14-7
400	Sept. 11, 1993	Notre Dame	L	23-27
500	Sept. 27, 2008	Wisconsin	W	27-25

Michigan Stadium Milestone Wins

No.	Date	Opponent	Score
1	Oct. 1, 1927	Ohio Wesleyan	33-0
50	Sept. 27, 1941	Michigan State	19-7
100	Oct. 11, 1952	Indiana	28-13
200	Oct. 18, 1975	Northwestern	69-0
250	Oct. 27, 1984	Illinois	26-18
300	Aug. 26, 1995	Virginia	18-17
350	Oct. 25, 2003	Purdue	31-3

University of Michigan Home Stadiums

Stadium	Years	Games	Win	Loss	Tie	Capacity (Yr)
Ann Arbor Sites	1883-1892	18	17	1	0	
Regents Field.....	1893-1905	92	87	2	3	400 (1893) 800 (1896)
Ferry Field.....	1906-1926	104	88	14	2	18,000 (1906) 25,000 (1914) 40,000 (1921) 46,000 (1926)
Michigan Stadium.....	1927-2011	524	389	120	15	72,000 (1927) 84,401 (1927) 85,753 (1928) 97,239 (1949) 101,001 (1956) 101,701 (1973) 102,501 (1992) 107,501 (1998) 106,201 (2008) 109,901 (2010)
Total Ann Arbor Record		738	581	137	20	
In Detroit	1879-1901	18	12	5	1	
Total Home Record		756	593	142	21	

100,000-Plus Crowds at Michigan Stadium

The football program has played 235 consecutive home games in front of crowds in excess of 100,000. The last time Michigan did not have 100,000 in attendance in Michigan Stadium was on Oct. 25, 1975 vs. Indiana. A crowd of 93,857 was on hand for the 55-7 Michigan victory.

Since then, Michigan has set numerous NCAA attendance marks and the Wolverines have led the nation for 35 of the past 36 seasons in attendance.

**GAME 1:
Western Michigan at
Michigan
Michigan Stadium
September 3, 2011
110, 506**

1st ...2nd ...3rd....4th...FINAL
Western Michigan 73.....0.....N..... 10
Michigan..... 0 20..... 14.....N..... 34

ANN ARBOR, Mich. -- Senior weakside line-backer Brandon Herron (Stafford, Texas/Dulles) became the first Wolverine in school history to post two defensive scores in a single contest, helping lead the University of Michigan football to a 34-10 win over Western Michigan in the 2011 season opener, which was declared final with 1:27 in the third quarter due to weather on Saturday (Sept. 3) inside Michigan Stadium. The victory is head coach Brady Hoke's first at the helm of the Michigan program.

Although the opening kickoff featured 90-degree heat and sunny skies, storms from the southwest rolled over Michigan Stadium in the second half. The game was suspended twice in the third quarter after lightning was spotted within six miles of the stadium. The first suspension resulted in only a 30-minute delay, but the bleak outlook of the second suspension forced Michigan and Western Michigan officials to call the game with 1:27 left in the third quarter and declare the Wolverines the winner. This is the first Michigan football game to end before all 60 minutes of regulation have been played.

Herron, who racked up a career-high eight tackles, returned both an interception and a fumble to the south end zone for touchdowns. His 94-yard interception return for a touchdown midway through the second quarter was the longest interception return in program history, besting Ken Tureaud's 92-yarder in 1961. Senior/junior safety Jordan Kovacs (Curtice, Ohio/Clay) led the defense in tackles (10), TFLs (two) and sacks (two), and registered the forced fumble that led to Herron's second touchdown.

On the offensive side of the ball, junior/sophomore running back Fitzgerald Toussaint (Youngstown, Ohio/Liberty) -- in his first career start -- recorded 11 carries for a career-high 80 yards and a career-best two touchdowns. Both of Toussaint's scores were from within two yards of the goal line (one yard, two yard). He also registered a 43-yard run late in the third quarter that set up senior running back Michael Shaw's (Trotwood, Ohio/Trotwood-Madison) 44-yard touchdown sprint -- the longest of touchdown of his career -- two plays later for Michigan's final touchdown.


After Western Michigan scored on its opening drive with a one-yard rushing touchdown on fourth down, Michigan countered with a one-yard touchdown run by Toussaint on the ensuing possession. Toussaint earned six carries on the 16-play scoring drive, including a key three-yard run on fourth-and-one to the WMU 16-yard line to extend the possession. Junior quarterback Denard Robinson (Deerfield Beach, Fla./Deerfield Beach) was perfect in his first drive of the 2011 campaign, completing 5-of-5 passes for 33 yards and adding 26 yards on the ground.

The Broncos had two opportunities to retake the lead, but first missed a 38-yard field goal wide right and, after maneuvering the way down to the U-M four-yard line, sophomore/freshman outside linebacker Jake Ryan (Westlake, Ohio/St. Ignatius) broke through the Broncos' offensive line and deflected the intended pass straight up into the air and into the waiting arms of Herron, who tip-toed the right sideline before hurrying down field with a convoy of Michigan defenders for a 94-yard return for a touchdown, giving the Wolverines their first lead of the game, 14-7, with 6:58 remaining in the second quarter.

U-M then forced a three-and-out to set up Toussaint's second touchdown late in the second half -- a two-yard dive up the middle. Robinson connected with junior/sophomore wide receiver Jeremy Gallon (Apopka, Fla./Apopka) and senior/junior wide receiver Roy Roundtree (Trotwood, Ohio/Trotwood-Madison) on both his pass attempts, before four straight Michigan carries covered the final 22 yards into the end zone, including a Robinson 10-yard dance and weave through the WMU defense for a first down.

Western Michigan added a 36-yard field goal with 43 seconds left to cut the Wolverines' lead to 20-10 heading into halftime.

Kovacs made the play of the second half when he stormed in on a blitz and lit up the WMU quarterback, forcing a fumble. Herron picked up the loose ball, his second career fumble recovery, and thundered 28 yards into the end zone for his second defensive score of the game for a 27-10 Michigan advantage. The Wolverines followed the defensive score with the long touchdown run by Shaw to take a 24-point lead, and were driving again late in the third quarter, after fifth-year senior defensive end Ryan Van Bergen (Whitehall, Mich./Whitehall) recovered a Western Michigan fumbled snap, when the officials issued the second weather-related suspension, ultimately ending the game.



SCORING SUMMARY

First Quarter

WMU: SCRIVEN, A. 1 yd run (POTTER, J. kick)

Second Quarter

MICH: Toussaint, F. 1 yd run (Gibbons, B. kick)

MICH: Herron, Brandon 94 yd interception return (Gibbons, B. kick)

MICH: Toussaint, F. 2 yd run (Gibbons, B. kick blocked)

WMU: POTTER, J. 36 yd field goal

Third Quarter

MICH: Herron, Brandon 29 yd fumble recovery (Gibbons, B. kick)

MICH: Shaw, Michael 44 yd run (Gibbons, B. kick)

TEAM STATISTICS


Category	WMU	U-M
FIRST DOWNS	17	17
RUSHES-YARDS (NET)	25-96	26-190
PASSING YDS (NET)	183	98
Passes Att-Comp-Int	31-22-1	13-9-0
TOTAL OFFENSE	56-279	39-288
Fumble Returns-Yards	0-0	1-29
Punt Returns-Yards	2-16	1-5
Kickoff Returns-Yards	6-188	3-57
Interceptions-Yards	0-0	1-94
Punts (Number-Avg)	2-46.5	2-41.0
Fumbles-Lost	3-2	1-0
Penalties-Yards	8-50	1-5
Possession Time	25:18	18:15
Third-Down Conv.	6 of 11	3 of 6
Fourth-Down Conv.	1 of 1	1 of 1
Red-Zone	2-3	2-2

INDIVIDUAL STATISTICS

RUSHING: Western Michigan-DRAKE, Tevin 10-65; FIELDS, Brian 1-14; PONDER, Ansel 1-11; SCRIVEN, Antoin 3-6; CHANCE, Dareyon 1-0; CARDER, Alex 9-0. **MICH**-Toussaint Fitzgerald 11-80; Shaw, Michael 4-54; Robinson, Denard 8-46; Smith, Vincent 2-11; TEAM 1-minus 1.

PASSING: Western Michigan-CARDER, Alex 22-31-1-183. **MICH**-Robinson, Denard 9-13-0-98.

RECEIVING: Western Michigan-WHITE, Jordan 12-119; RAVENELL, Chleb 4-30; ARNHEIM, Robert 3-11; DRAKE, Tevin 1-12; CHANCE, Dareyon 1-7; MONETTE, Eric 1-4. **MICH**-Koger, Kevin 2-16; Gallon, Jeremy 2-14; Roundtree, Roy 2-13; Hemingway, Junior 1-37; Grady, Kelvin 1-15; Dileo, Drew 1-3.



**GAME 2:
Notre Dame at Michigan
Michigan Stadium
September 10, 2011
114, 804**

	1st	2nd	3rd	4th	FINAL
Notre Dame	14	3	7	7	31
Michigan	0	7	0	28	35

ANN ARBOR, Mich. -- For the third straight season, the University of Michigan football team overtook Notre Dame in the final 30 seconds, as junior quarterback Denard Robinson (Deerfield Beach, Fla./Deerfield Beach) completed a 16-yard pass to senior/junior wide receiver Roy Roundtree (Trotwood, Ohio/Trotwood-Madison) with two seconds remaining to give the Wolverines a 35-31 comeback victory in the Under the Lights contest on Saturday (Sept. 10) inside Michigan Stadium. In front of a record crowd of 114,804 fans, the Wolverines clawed their way back into the game from a 14-0 deficit in the first quarter, tallying 28 fourth-quarter points.

Robinson completed 11 passes for 338 yards and four touchdowns. He also ran for one more score to go with a team-high 108 yards rushing. The lead changed three times in the final minute and a half of the contest, before U-M scored the go-ahead touchdown to end a 30-second, 80-yard drive.

Fifth-year senior wide receiver Junior Hemingway (Conway, S.C./Conway), who dons the No. 21 jersey, accumulated 165 yards receiving on three catches, including a career-long 77-yard catch that resulted in a U-M touchdown on the next snap. Hemingway scored the first receiving touchdown of the 2011 season on the same night former Wolverine wide receiver and Heisman winner Desmond Howard, who wore the No. 21 jersey from 1988-91, was honored during the pre-game ceremony as the first-ever Michigan Football Legend.

The U-M offense was stagnant in the first quarter, registering only 27 yards of offense, while the Fighting Irish got off to a fast start, driving down the field on their first two drives -- 57 and 83 yards, respectively -- to take a 14-0 lead.

The Wolverines swung momentum in their favor early in the second quarter when senior/junior safety Jordan Kovacs (Curtice, Ohio/Clay) recorded his fourth career interception, stepping in front of Notre Dame wideout Michael Floyd, who finished with 13 catches for 159 yards, near the sidelines to pick off Notre Dame sophomore quarterback Tommy Rees' third-down throw. Two plays later, the Maize and Blue's aerial attack got back on track. Rolling out to the right, Robinson threw

an underthrown ball to a streaking Hemingway down the left sideline. Hemingway broke off his route at the three-yard line, jumped in the air for the catch and lunged for the pylon for a 43-yard touchdown to cut Notre Dame's lead in half, 14-7.

The Michigan defense made another big stop on Notre Dame's ensuing drive when senior/junior cornerback J.T. Floyd (Greenville, S.C./J.L. Mann) notched the Wolverines' second interception of the night. Floyd picked off Rees' forced pass near the goal line and returned it to the U-M 18-yard line. The Wolverines did not capitalize on the turnover, punting the ball back to the Fighting Irish three plays later and Notre Dame tacked on a 38-yard field goal to take a 17-7 lead into halftime.

The second half opened with the Fighting Irish driving the football into Michigan territory twice, but the Maize and Blue defense forced a punt and a fumble. However, Notre Dame extended its lead to 17 points on its next drive with a 15-yard touchdown pass from Rees to sophomore wide receiver T.J. Jones on third-and-nine with 2:13 left in the third quarter.

The Wolverines responded immediately, as Robinson's 77-yard pass-and-catch with Hemingway brought Michigan to the Notre Dame six-yard line. On the ensuing snap, Robinson picked up a Michigan fumble at the one-yard line on the first play of the fourth quarter and scampered into the end zone untouched to cut Notre Dame's lead to 24-14.

The Wolverines' comeback continued when junior/sophomore linebacker Brandin Hawthorne (Pahokee, Fla./Pahokee) made plays on each snap of Notre Dame's ensuing three-and-out, including a pass breakup and tackle for loss (three yards). Michigan made it a one-possession game five plays later when Robinson lobbed a 14-yard touchdown pass to junior/sophomore wide receiver Jeremy Gallon (Apopka, Fla./Apopka) in the back right of the end zone.

The defense came up big once again when fifth-year defensive end Ryan Van Bergen (Whitehall, Mich./Whitehall) picked up a fumble by Rees on the Michigan nine-yard line, and then forced Notre Dame to a three-and-out on the Fighting Irish's next possession.

The Wolverines then charged 58 yards down the field over five plays, ending the series when junior running back Vincent Smith (Pahokee, Fla./Pahokee) hauled in a screen pass from Robinson and dodged 21 yards through defenders to give Michigan a three-point lead with 1:12 remaining.

The Irish mounted a rally of their own in a 42-second series that concluded with a 29-yard completion to Riddick for the touchdown with 30 seconds left. Michigan completed its comeback on the ensuing drive with Robinson's 16-yard reception to Roundtree for the game-winning score.

SCORING SUMMARY

First Quarter

ND: RIDDICK 7 yd pass from REES (RUFFER kick)
ND: WOOD 4 yd run (RUFFER kick)

Second Quarter

MICH: Hemingway 43 yd pass from Robinson (Gibbons kick)
ND: RUFFER 38 yd field goal

Third Quarter

ND: JONES 15 yd pass from REES (RUFFER kick)

Fourth Quarter

MICH: Robinson 1 yd run (Gibbons kick)
MICH: Gallon 14 yd pass from Robinson (Gibbons kick)
MICH: Smith 21 yd pass from Robinson (Gibbons, kick)
ND: RIDDICK 29 yd pass from REES (RUFFER kick)
MICH: Roundtree 16 yd pass from Robinson (Gibbons kick)

TEAM STATISTICS

Category	ND	U-M
FIRST DOWNS	28	16
RUSHES-YARDS (NET)	33-198	26-114
PASSING YDS (NET)	315	338
Passes Att-Comp-Int	39-27-2	24-11-3
TOTAL OFFENSE	72-513	50-452
Fumble Returns-Yards	0-0	0-0
Punt Returns-Yards	3-10	1-21
Kickoff Returns-Yards	6-89	5-98
Interceptions-Yards	3-0	2-18
Punts (Number-Avg)	4-33.5	5-38.6
Fumbles-Lost	4-3	1-0
Penalties-Yards	9-75	9-82
Possession Time	37:01	22:59
Third-Down Conv.	8 of 14	3 of 9
Fourth-Down Conv.	0 of 0	0 of 0
Red-Zone	3-5	3-3

INDIVIDUAL STATISTICS

RUSHING: Notre Dame-WOOD, Cierre 25-134; GRAY, Jonas 6-66; REES, Tommy 2-minus 2.

MICH-Robinson, Denard 16-108; Hopkins, Stephen 5-10; Smith, Vincent 1-3; Shaw, Michael 2-minus 3; TEAM 2-minus 4.

PASSING: Notre Dame-REES, Tommy 27-39-2-315. **MICH**-Robinson, Denard Robinson, Denard 11-24-3-338.

RECEIVING: Notre Dame-FLOYD, Michael 13-159; RIDDICK, Theo 6-62; EIFERT, Tyler 4-51; JONES, TJ 3-28; GRAY, Jonas 1-15. **MICH**-Hemingway, Junior 3-165; Gallon, Jeremy 2-78; Smith, Vincent 2-26; Grady, Kelvin 1-27; Roundtree, Roy 1-16; McColgan, John 1-15; Koger, Kevin 1-11.

GAME 3:
Eastern Michigan at Michigan
Michigan Stadium
September 17, 2011
110,343

1st ...2nd ...3rd ...4th ...FINAL
 Eastern Michigan... 030 0 3
 Michigan..... 0 14..... 14..... 331

ANN ARBOR, Mich. -- Junior quarterback Denard Robinson (Deerfield Beach, Fla./Deerfield Beach) and junior running back Vincent Smith (Pahokee, Fla./Pahokee) each eclipsed 100 yards rushing as the University of Michigan football team ran over Eastern Michigan, 31-3, on Saturday (Sept. 17) at Michigan Stadium. Robinson neared his career high in rushing attempts with 26, amassing 198 yards and a touchdown, while Smith ran the ball nine times for 118 yards.

The Wolverines piled up 376 rushing yards (2 TDs), the most since registering 466 rushing yards against Bowling Green last season. Robinson and Smith became the first Wolverines to both eclipse 100 rushing yards in the same game since Robinson and senior running back Michael Shaw (Trotwood, Ohio/Trotwood-Madison) accomplished the feat last season against Massachusetts. Junior/sophomore tailback Fitzgerald Toussaint (Youngstown, Ohio/Liberty) added 11 carries for 46 yards and punched in a one-yard touchdown in the third quarter.

Robinson completed 7-of-18 passes for 95 yards but still managed to throw for two touchdowns, connecting with senior tight end Kevin Koger (Toledo, Ohio/Whitmer) in the second quarter for Michigan's first touchdown and sophomore wide receiver Drew Dileo (Greenwell Springs, La./Parkview Baptist) in the third quarter. Junior/sophomore wide-out Jeremy Gallon (Apopka, Fla./Apopka) was Robinson's favorite target, grabbing three passes for a team-high 43 yards.

On defense, junior/sophomore safety Thomas Gordon (Detroit, Mich./Cass Technical) tallied his first career fumble recovery and first career interception while adding six tackles. Both of Gordon's takeaways keyed U-M's first-half defense. In his first career start, junior outside linebacker Brandin Hawthorne (Pahokee, Fla./Pahokee) earned his first double-digit tackle performance with a team-high 10 stops, including a tackle-for-loss. Junior Craig Roh (Scottsdale, Ariz./Chaparral) made five tackles, including his first sack of the season, and sophomore Jibreel Black (Cincinnati, Ohio/Wyoming) registered four tackles and his first career forced fumble.


Michigan only tallied 32 total offensive yards in the first quarter while allowing Eastern Michigan to gain 122 yards on the ground. The Eagles moved the ball into red zone on two early drives, but EMU could only put three points on the scoreboard. On the first drive, Eastern Michigan opted to go for the end zone on fourth-and-goal from the one-yard line, but senior/junior safety Jordan Kovacs (Curtice, Ohio/Clay) stuffed the leaping Eagles ball carrier short of the goal line to force a turnover on downs. EMU stalled at the four-yard line on the second drive and kicked a 21-yard field goal for a 3-0 lead to start the second quarter.

The game began to turn in Michigan's favor early in the second quarter when Gordon made a miraculous one-handed interception three yards shy of the Michigan goal line on an EMU trick pass play. The offense proceeded to march 97 yards down the field for a touchdown and Michigan's first lead of the game, 7-3. Robinson rushed on the drive's first four plays for 76 yards, including a season-long 52-yard scamper, and capped the scoring drive by tossing a nine-yard touchdown pass to Koger.

The Maize and Blue tacked on another touchdown with 39 seconds left in the second quarter to take a 14-3 lead heading into halftime. Michigan moved the ball downfield quickly, covering 87 yards in just six plays. All six plays were runs, featuring Robinson and Smith. Both Robinson and Smith registered 38 rushing yards on the drive, with Robinson earning four carries and Smith doing it on one long run up the left sidelines. Robinson finished the drive with an untouched 11-yard touchdown up the middle of the field on a designed quarterback run.

Michigan began to pull away from Eastern Michigan in the second half with long, sustained touchdown drives. Toussaint recorded his third rushing touchdown of the season on U-M's opening drive of the third quarter, diving across the goal line from one yard out to put the Wolverines ahead of the Eagles, 21-3. Dileo added another Michigan touchdown -- the first of his career -- on the ensuing possessing, snagging a Robinson bullet on a fake quarterback draw for a 19-yard score with 1:05 left in the third quarter.

Robinson led the Wolverines on another long scoring drive late in the fourth quarter. The 13-play, 84-yard possession stalled inside EMU's five-yard line when a Robinson third-down pass was a little too high for the outstretched hands of senior/junior tight end Brandon Moore (Trotwood, Ohio/Trotwood-Madison) in the end zone. Michigan settled for its first field goal of the season -- a 21-yarder -- by junior/sophomore placekicker Brendan Gibbons (West Palm Beach, Fla./Cardinal Newman) for the game's final score, 31-3.



SCORING SUMMARY

First Quarter

no scoring

Second Quarter

EMU: FULKERSON 21 yd field goal

MICH: Koger 9 yd pass from Robinson (Gibbons kick)

MICH: Robinson 11 yd run (Gibbons kick)

Third Quarter

MICH: Toussaint 1 yd run (Gibbons kick)

MICH: Dileo 19 yd pass from Robinson (Gibbons kick)

Fourth Quarter

MICH: Gibbons 21 yd field goal

TEAM STATISTICS


Category	EMU	U-M
FIRST DOWNS	12	24
RUSHES-YARDS (NET)	46-207	50-376
PASSING YDS (NET)	29	95
Passes Att-Comp-Int	6-3-1	18-7-1
TOTAL OFFENSE	52-236	68-471
Fumble Returns-Yards	0-0	0-0
Punt Returns-Yards	2-16	3-17
Kickoff Returns-Yards	6-122	2-31
Interceptions-Yards	1-0	1-0
Punts (Number-Avg)	5-43.6	3-35.0
Fumbles-Lost	1-1	1-0
Penalties-Yards	5-45	2-17
Possession Time	27:45	32:15
Third-Down Conv.	4 of 12	9 of 14
Fourth-Down Conv.	1 of 2	0 of 1
Red-Zone	1-2	5-5
Sacks By: Number-Yards	0-0	1-6

INDIVIDUAL STATISTICS

RUSHING: Eastern Michigan-GREENE, Javonti 21-80; GILLET, Alex 11-61; WHITE, D. 7-34; ALLEN, Tyler 1-18; BRUMFIELD, Ryan 5-12; FLEMING, Joe 1-2. **Michigan**-Robinson, Denard 26-198; Smith, Vincent 9-118; Toussaint Fitzgerald 11-46; Gardner, Devin 1-7; Rawls, Thomas 2-4; Shaw, Michael 1-3.

PASSING: Eastern Michigan-GILLET, Alex 3-5-0-29; BENZ, Tyler 0-1-1-0. **Michigan**-Robinson, Denard 7-18-1-95.

RECEIVING: Eastern Michigan-SHELBY, Julius 1-18; THOMAS, Kinsman 1-6; RUSSELL, T. 1-5. **Michigan**-Gallon, Jeremy 3-43; Koger, Kevin 2-21; Dileo, Drew 1-19; Jackson, Jeremy 1-12.



GAME 4:
San Diego State at Michigan
Michigan Stadium
September 24, 2011
110,707

1st ...2nd... 3rd....4th...FINAL
 San Diego State.... 007 0 7
 Michigan..... 1470 728

ANN ARBOR, Mich. -- Junior quarterback Denard Robinson (Deerfield Beach, Fla./Deerfield Beach) and the University of Michigan football team (No. 22 AP/No. 21 USA Today Coaches) rushed out to a fast start against San Diego State in a 28-7 victory Saturday (Sept. 24) at Michigan Stadium.

Robinson did most of his damage with his legs, racking up 200 rushing yards on 21 carries and tying his career high with three rushing touchdowns, with the trio of scores coming in the first half. It was the third time in his career that Robinson has recorded 200 rushing yards or more and the seventh time he has produced multiple rushing touchdowns in a game. Robinson added 93 passing yards, completing 8-of-17 passes.

The win gives the Wolverines (4-0) a sweep of the non-conference portion of their schedule for the third straight season and extends their September winning streak to 13 games.

Junior running back Vincent Smith (Pahokee, Fla./Pahokee) posted nine carries for 47 yards and a seven-yard touchdown run and was Robinson's favorite receiving target with a team-best three catches for 44 yards. Junior/sophomore tailback Fitzgerald Toussaint (Youngstown, Ohio/Liberty) contributed to Michigan's team total of 320 rushing yards with 13 rushes for 67 yards.

The Michigan defense was relentless throughout the afternoon, shutting out SDSU in the first half and preserving the Wolverines' lead despite being in dangerous, short-field situations in the second half. Junior defensive end Craig Roh (Scottsdale, Ariz./Chaparral) made his two tackles count as they both went for a loss, including his third career sack and third career forced fumble. Senior/junior linebacker Kenny Demens (Oak Park, Mich./Detroit Country Day) had a team-high seven tackles and forced a fumble in the first quarter. Junior/sophomore safety Thomas Gordon (Detroit, Mich./Cass Technical) also contributed a team-high seven tackles and recovered a fumble -- his second fumble recovery and third take-away in the last two games. Sophomore/freshman linebacker Jake Ryan (Westlake, Ohio/St. Ignatius) registered five tackles, including one for a loss, and had the first two fumble recoveries of his career.

After Roh and the Michigan defense stuffed San Diego State to force a three-and-out to start the game, Robinson and Smith accounted for 59 of Michigan's 61 yards -- all rushing -- on the ensuing possession. Each had a big play to extend the drive, with Robinson scrambling 19 yards on third down and Smith breaking multiple tackles for a 32-yard gain. Robinson scored on a designed quarterback run from five yards out following Smith's long run for the first score of the contest and a 7-0 Michigan lead.

The Wolverine defense set up Michigan's second touchdown when Demens forced the SDSU running back to fumble the football, which was recovered by Gordon. Robinson rewarded the defense's effort with his second touchdown run three plays later. Robinson sprinted down the right hash marks a season-long 53 yards untouched on an option play to extend U-M's lead to 14-0 with 6:22 left in the opening frame.

Both offenses stalled on their next few drives with holding penalties negating significant gains that would have entered opposing territory. The Maize and Blue regained its offensive rhythm late in the second quarter with a 12-play, 81-yard drive that resulted in Robinson's third rushing touchdown. Robinson converted a fourth-and-two from U-M's 48-yard line and later scampered 34 yards down to the SDSU 11-yard line. He finished the drive on a naked boot-leg to the left, where he sidestepped two Aztec defenders for a one-yard rushing touchdown to give Michigan a 21-0 lead heading into the halftime break.

The second half began with sloppy play from both offenses, resulting in three turnovers in the first six minutes. The most pivotal turnover was committed by San Diego State when the Aztec running back broke off a large gain on a toss sweep, but fifth-year senior defensive tackle Ryan Van Bergen (Whitehall, Mich./Whitehall) forced a fumble on his 100th career tackle, and Ryan jumped on it inside the Michigan five-yard line to prevent a SDSU scoring chance. However, the Aztecs took advantage of Michigan's third turnover of the third quarter with a 16-yard touchdown pass with four seconds remaining in the third stanza to cut the Wolverine lead to 21-7.

The Aztecs had an opportunity to cut their deficit to one score, but the SDSU quarterback was unable to connect with his tight end on fourth-and-two from the U-M 43-yard line. Michigan responded four plays later with a seven-yard rushing touchdown by Smith, who seemed to have been stuffed a few yards beyond the line of scrimmage before plowing through a few defenders and reaching over the goal line for a 28-7 advantage with 6:29 left in the game.

San Diego State transitioned into a fast-paced, no-huddle offense and marched inside the U-M red zone late in the final frame, threatening to score. However, Roh sacked the quarterback and knocked the ball loose just before the SDSU signal caller was about to attempt his pass, allowing Ryan to post his second fumble recovery of the game and seal the win for Michigan.

SCORING SUMMARY

First Quarter
 MICH: Robinson 5 yd run (Gibbons kick)
 MICH: Robinson 53 yd run (Gibbons kick)

Second Quarter
 MICH: Robinson 1 yd run (Gibbons, kick)

Third Quarter
 SDSU: LOCKETT 16 yd pass from LINDLEY (PEREZ kick)

Fourth Quarter
 MICH: Smith 7 yd run (Gibbons kick)

TEAM STATISTICS

Category	SDSU	U-M
FIRST DOWNS	20	18
RUSHES-YARDS (NET)	29-123	45-320
PASSING YDS (NET)	253	93
Passes Att-Comp-Int	48-23-0	17-8-2
TOTAL OFFENSE	77-376	62-413
Fumble Returns-Yards	0-0	0-0
Punt Returns-Yards	2-22	2-21
Kickoff Returns-Yards	4-75	0-0
Interceptions-Yards	2-0	0-0
Punts (Number-Avg)	6-38.2	4-49.0
Fumbles-Lost	4-3	3-2
Penalties-Yards	6-55	4-25
Possession Time	29:47	30:13
Third-Down Conv.	8 of 18	4 of 11
Fourth-Down Conv.	0 of 3	1 of 1
Red-Zone	1-3	3-3

INDIVIDUAL STATISTICS

RUSHING: San Diego State-HILLMAN, Ronnie 21-109; LOCKETT, Colin 2-13; KAZEE, Walter 3-10; MCFADDEN, Leon 2-5; LINDLEY, Ryan 1-minus 14. **Michigan**-Robinson, Denard 21-200; Toussaint Fitzgerald 13-67; Smith, Vincent 9-47; Hopkins, Stephen 1-8; TEAM 1-minus 2.

PASSING: San Diego State-LINDLEY, Ryan 23-48-0-253. **Michigan**-Robinson, Denard 8-17-2-93.

RECEIVING: San Diego State-DENSO, Dylan 7-77; LOCKETT, Colin 7-71; ESCOBAR, Gavin 5-64; HILLMAN, Ronnie 2-15; RUSSELL, Marcus 1-15; KAZEE, Walter 1-11. **Michigan**-Smith, Vincent 3-44; Roundtree, Roy 2-15; Dileo, Drew 1-17; Hemingway, Junior 1-9; Gallon, Jeremy 1-8.

GAME 5:
Minnesota at Michigan
Michigan Stadium
October 1, 2011
111,106

1st ...2nd ...3rd....4th...FINAL
 Minnesota..... 00.....0 0 0
 Michigan..... 14 24..... 10..... 1058

ANN ARBOR, Mich. -- Junior running back Vincent Smith (Pahokee, Fla./Pahokee) had touchdowns rushing, passing and receiving in his team's first four drives as the University of Michigan football team (No. 19 AP/No. 19 USA Today Coaches) rolled past Minnesota, 58-0, on Saturday (Oct. 1) before a Michigan Stadium crowd of 111,106.

The Wolverines (5-0, 1-0 Big Ten) were nearly flawless in dominating the first half, piling up 384 yards of total offense and scoring on all six of their drives to build an insurmountable 31-0 halftime edge. Michigan, which rushed for more than 300 yards for the third straight game, improved to 5-0 for the second year in a row and won its Big Ten opener for the sixth consecutive year. With the largest margin of victory in the series, the Wolverines ran their winning streak against Minnesota to four games to retain the Little Brown Jug.

Smith was the triple-threat star of the first half, accounting for touchdowns three ways. Smith scored on a three-yard run on Michigan's first possession, threw a 17-yard touchdown pass to sophomore wide receiver Drew Dileo (Greenwell Springs, La./Parkview Baptist) on a halfback option to start the second quarter, and took a screen pass from junior quarterback Denard Robinson (Deerfield Beach, Fla./Deerfield Beach) and went 28 yards for another score on the following possession to make it 28-0 with 9:38 remaining in the half.

Using a diverse offense that at times featured sophomore quarterback Devin Gardner (Detroit, Mich./Inkster) under center and Robinson in a three-back set, Michigan scored on all six of its possessions in the opening half, going 80, 75, 85 and 69 yards for touchdowns on its first four drives. The Wolverines added a 25-yard field goal from junior/sophomore placekicker Brendan Gibbons (West Palm Beach, Fla./Cardinal Newman) and a 56-yard touchdown drive to close the half.

While the offense was accumulating 21 first downs in the first half, the Michigan defense held the Gophers to zero first downs in the opening quarter and just four for the half. The Wolverines put pressure on Minnesota freshman quarterback Max Shortell, a first-time starter, and got to him three times for drive-thwarting sacks from fifth-year senior defensive end Ryan Van Bergen (Whitehall,

Mich./Whitehall), sophomore/freshman linebacker Jake Ryan (Westlake, Ohio/St. Ignatius) and sophomore defensive end Jibreel Black (Cincinnati, Ohio/Wyoming).

In the second half, Michigan went three-and-out on its first possession, but the Wolverines scored the next three times they had the ball, on a touchdown and two field goals, to lead 48-0 with 6:21 remaining in the third quarter. Junior/sophomore running back Fitzgerald Toussaint (Youngstown, Ohio/Liberty), who finished with 108 yards on 11 carries for his first career 100-yard game, capped a five-play, 54-yard drive with a one-yard leap up the middle to make it 45-0, and Gibbons tacked on field goals of 32 and a career-long 38 yards to make it 51-0 with 9:17 left in the game. Gibbons finished with career highs of 16 points, three field goals made and seven PATs.

The Golden Gophers were in position to spoil the shutout after taking over at midfield and moving to the Michigan 20-yard line with a long run, but on the next play freshman linebacker Brennen Beyer (Canton, Mich./Plymouth) forced a fumble that sophomore cornerback Courtney Avery (Mansfield, Ohio/Lexington) scooped up and took 83 yards down the left sideline to close the scoring at the 4:58 mark. Avery matched Leon Hall (Oct. 29, 2005, at Northwestern) for the longest fumble return in school history.

Freshman defensive back Blake Countess (Owings Mills, Md./Our Lady of Good Counsel) had five tackles, two pass breakups and a forced fumble to lead the defense, which posted its first shutout in Big Ten play in almost 10 years (Oct. 6, 2001, 20-0 at Penn State). Senior/junior linebacker Kenny Demens (Oak Park, Mich./Detroit Country Day) and junior defensive end Craig Roh (Scottsdale, Ariz./Chaparral) also contributed five tackles apiece.

Robinson did most of his damage in the first half, completing his first 11 passes on the way to 169 yards on 15-of-19 passing and two touchdowns. He rushed six times for 51 yards and another score, all in the first half.

Freshman running back Thomas Rawls (Flint, Mich./Flint Northern) ran for a career-best 73 yards on 10 carries in the second half and senior running back Michael Shaw (Trotwood, Ohio/Trotwood-Madison) rushed eight times for 60 yards as Michigan finished with 363 yards rushing and 217 passing for season bests of 580 total yards and 32 first downs.



SCORING SUMMARY

First Quarter

MICH: Smith 3 yd run (Gibbons kick)
 MICH: Robinson, D. 9 yd run (Gibbons kick)

Second Quarter

MICH: Dileo 17 yd pass from Smith (Gibbons kick)
 MICH: Smith 28 yd pass from Robinson, D. (Gibbons kick)
 MICH: Gibbons 25 yd field goal
 MICH: Koger 18 yd pass from Robinson, D. (Gibbons kick)

Third Quarter

MICH: Toussaint Fitzgerald 1 yd run (Gibbons, Brendan kick)
 MICH: Gibbons, Brendan 32 yd field goal

Fourth Quarter

MICH: Gibbons, Brendan 38 yd field goal
 MICH: Avery 83 yd fumble recovery (Gibbons kick)

TEAM STATISTICS

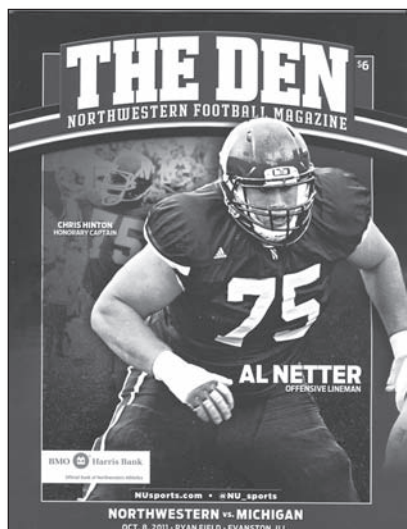
Category	MN	U-M
FIRST DOWNS	8	32
RUSHES-YARDS (NET)	25-73	48-363
PASSING YDS (NET)	104	217
Passes Att-Comp-Int	22-11-0	25-18-0
TOTAL OFFENSE	47-177	73-580
Fumble Returns-Yards	0-0	1-83
Punt Returns-Yards	1-0	1-0
Kickoff Returns-Yards	7-159	0-0
Interceptions-Yards	0-0	0-0
Punts (Number-Avg)	10-36.3	2-37.5
Fumbles-Lost	2-2	1-0
Penalties-Yards	9-74	3-24
Possession Time	23:38	36:22
Third-Down Conv.	0 of 11	6 of 11
Fourth-Down Conv.	0 of 0	0 of 0
Red-Zone	0-1	8-9
Sacks By: Number-Yards	1-8	3-16

INDIVIDUAL STATISTICS

RUSHING: Minnesota-Cobb, David 8-54; Bennett, Duane 9-33; Kirkwood 3-3; Wright, Devon 1-minus 1; Shortell, Max 4-minus 16. **Michigan-**Toussaint Fitzgerald 11-108; Rawls, Thomas 10-73; Shaw, Michael 8-60; Robinson, Denard 6-51; Gardner, Devin 6-39; Smith, Vincent 5-27; Hopkins, Stephen 1-6; TEAM 1-minus 1.

PASSING: Minnesota-Shortell, Max 11-22-0-104. **Michigan-**Robinson, Denard 15-19-0-169; Gardner, Devin 2-5-0-31; Smith, Vincent 1-1-0-17.

RECEIVING: Minnesota-McKnight 3-31; Green 2-41; Crawford-Tufts 2-15; McGarry 2-9; Lair 1-5; Goodger 1-3. **Michigan-**Hemingway 5-56; Gallon 4-46; Koger 3-35; Dileo 2-23; Hopkins 1-28; Smith 1-28; Gardner 1-2; Toussaint 1-minus 1.



GAME 6:
Michigan at Northwestern
 Ryan Field
 October 8, 2011
 47,330

1st ...2nd... 3rd....4th...FINAL
 Michigan..... 77 14..... 14 42
 Northwestern..... 14..... 10.....0 024

EVANSTON, Ill. -- The University of Michigan football team (No. 12 AP/No. 11 USA Today Coaches) outscored Northwestern 28-0 in the second half on the way to a 42-24 victory on Saturday (Oct. 8) at Ryan Field. U-M prevailed in its first road test to remain unbeaten on the season and in the Big Ten Legends Division.

Despite putting up the first points of the game, the Wolverines, who ranked first in the Big Ten in turnover margin (+7) heading into the contest, committed three turnovers in the opening half. Junior quarterback Denard Robinson (Deerfield Beach, Fla./Deerfield Beach) threw three interceptions in the first half -- which the Wildcats turned into 10 points -- while the Northwestern offense surrendered zero giveaways.

Looking to extend its three-game winning streak at Ryan Field, Michigan forced a three-and-out on the game's first series and then took the ball down the field to score on a nine-yard pass from Robinson to fifth-year senior tight end Steve Watson (Cherry Hills Village, Colo./Mullen) -- the first reception of his career. Northwestern then answered with two touchdowns to take a 14-7 lead heading into the second quarter.

With 8:24 left in the half and still down seven points, Michigan senior/junior safety Jordan Kovacs (Curtice, Ohio/Clay) made a tackle in the backfield to stop the Wildcats on fourth down in Wolverine territory. The Maize and Blue proceeded to convert a short fourth down of its own on its way to scoring on a 25-yard touchdown pass from Robinson to sophomore wideout Jeremy Gallon (Apopka, Fla./Apopka). Northwestern added 10 points in the final 2:21 of the half to hold a 24-14 lead after 30 minutes.

Robinson completed 10-of-18 passes in the first half for 188 yards and two scores. Senior receiver Junior Hemingway (Conway, S.C./Conway) caught four balls for 106 yards, including a 48-yard reception on the opening drive.

After allowing only three points in the three previous first halves combined, the Michigan defense allowed 24 through the first two quarters. Kovacs and junior linebacker Brandin Hawthorne (Pahokee, Fla./Pahokee) led the team with five tackles apiece.

Fueled by a 57-yard grab by junior wide receiver Roy Roundtree (Trotwood, Ohio/Trotwood-Madison) on the first drive of the second half, U-M took the ball 80 yards, capping off the drive with a two-yard Robinson run. The touchdown marked the fifth consecutive game in which Robinson has accounted for at least three scores. One possession later, sophomore quarterback Devin Gardner (Detroit, Mich./Inkster) scored on a one-yard bootleg run to give the Wolverines a 28-24 lead with 2:58 left in the third quarter.

More Michigan scoring came in the final quarter. Sparked by an interception by Hawthorne, senior Michael Shaw (Trotwood, Ohio/Trotwood-Madison) scored on a two-yard run -- the 13th of his career -- to extend the Wolverine lead to 11. On the ensuing Northwestern possession, junior linebacker Kenny Demens (Oak Park, Mich./Detroit Country Day) forced a fumble for the second Wildcats turnover of the game, marking the sixth straight contest with two or more forced turnovers for U-M.

A blocked field goal by NU with 9:13 left gave the Wildcats the ball back, but the Michigan defense ended the drive with a Kovacs fourth-down sack shortly after. Robinson then added a score on the ground late in the game.

The Michigan offense racked up 529 yards en route to scoring the game's final 28 points. Robinson finished the game completing 17-of-26 passes for 337 yards and two touchdowns. He also added 117 yards and two scores on the ground. His performance placed third on the Michigan all-time list for total yards in a game. Hemingway hauled in five passes for 124 yards, while Gallon grabbed five passes for 61 yards and one score.

The Michigan defense held Northwestern scoreless in the final two quarters, allowing only 130 total yards.

SCORING SUMMARY

First Quarter

MICH: Watson 9 yd pass from Robinson (Gibbons kick)
 NW: Colter 15 yd run (Budzien kick)
 NW: Green 7 yd run (Budzien kick)

Second Quarter

MICH: Gallon 25 yd pass from Robinson (Gibbons kick)
 NW: Smith 2 yd run (Budzien kick)
 NW: Budzien 20 yd field goal

Third Quarter

MICH: Robinson 2 yd run (Gibbons kick)
 MICH: Gardner 1 yd run (Gibbons kick)

Fourth Quarter

MICH: Shaw 2 yd run (Gibbons kick)
 MICH: Robinson 5 yd run (Gibbons kick)

TEAM STATISTICS

Category	U-M	NW
FIRST DOWNS	23	26
RUSHES-YARDS (NET)	50-179	25-107
PASSING YDS (NET)	362	331
Passes Att-Comp-Int	28-19-3	45-32-1
TOTAL OFFENSE	78-541	70-438
Fumble Returns-Yards	0-0	0-0
Punt Returns-Yards	0-0	1-20
Kickoff Returns-Yards	3-56	3-48
Interceptions-Yards	1-0	3-67
Punts (Number-Avg)	1-38.0	3-46.7
Fumbles-Lost	0-0	1-1
Penalties-Yards	5-65	5-51
Possession Time	37:57	22:03
Third-Down Conv.	14 of 17	4 of 11
Fourth-Down Conv.	1 of 1	0 of 2
Red-Zone	5-6	4-5
Sacks By: Number-Yards	4-26	0-0

INDIVIDUAL STATISTICS

RUSHING: Michigan-Robinson 25-117; Shaw 6-25; Toussaint 14-25; Smith 3-8; Gardner 2-4. Northwestern-Schmidt 5-31; Smith, A. 6-28; Colter 2-28; Mark 2-18; Green 1-7; Persa 9-minus 5.

PASSING: Michigan-Robinson 17-26-3-337; Gardner 2-2-0-25. Northwestern-Persa 32-44-1-331; TEAM 0-1-0-0.

RECEIVING: Michigan-Hemingway 5-124; Gallon 5-73; Roundtree 3-83; Koger 2-36; Jackson 1-19; Shaw 1-12; Watson 1-9; Smith 1-6. Northwestern-Ebert 11-86; Dunsmore 7-73; Schmidt 5-51; Jones, C. 3-68; Colter 3-37; Smith, A. 1-8; Mark 1-4; Green 1-4.

WOLVERINES IN THE NATIONAL FOOTBALL LEAGUE

FORMER WOLVERINE PLAYERS IN THE NFL

PLAYER, POSITION	TEAM
Adrian Arrington, WR.....	New Orleans Saints
Jason Avant, WR.....	Philadelphia Eagles
David Baas, OG.....	New York Giants
Jeff Backus, OT.....	Detroit Lions
Tom Brady, QB.....	New England Patriots
Alan Branch, DT.....	Seattle Seahawks
Steve Breaston, WR/RS.....	Kansas City Chiefs
Stevie Brown, DB.....	Indianapolis Colts
Braylon Edwards, WR.....	San Francisco 49ers
Jay Feely, PK.....	Arizona Cardinals
Larry Foote, LB.....	Pittsburgh Steelers
Jonathan Goodwin, C.....	San Francisco 49ers
Brandon Graham, DE.....	Philadelphia Eagles
James Hall, DE.....	St. Louis Rams
Leon Hall, CB.....	Cincinnati Bengals
David Harris, LB.....	New York Jets
Chad Henne, QB.....	Miami Dolphins
Steve Hutchinson, OG.....	Minnesota Vikings
Tim Jamison, DE.....	Houston Texans
Jake Long, OT.....	Miami Dolphins
Mario Manningham, WR.....	New York Giants
Zoltan Mesko, P.....	New England Patriots
Brandon Minor, RB.....	Denver Broncos
Jonas Mouton, LB.....	San Diego Chargers
Ryan Mundy, S *.....	Pittsburgh Steelers
Stephen Schilling, OL#.....	San Diego Chargers
Morgan Trent, CB.....	Cincinnati Bengals
LaMarr Woodley, OLB.....	Pittsburgh Steelers
Charles Woodson, CB.....	Green Bay Packers

signed to practice squad

* graduated from Michigan but finished playing career at another institution.

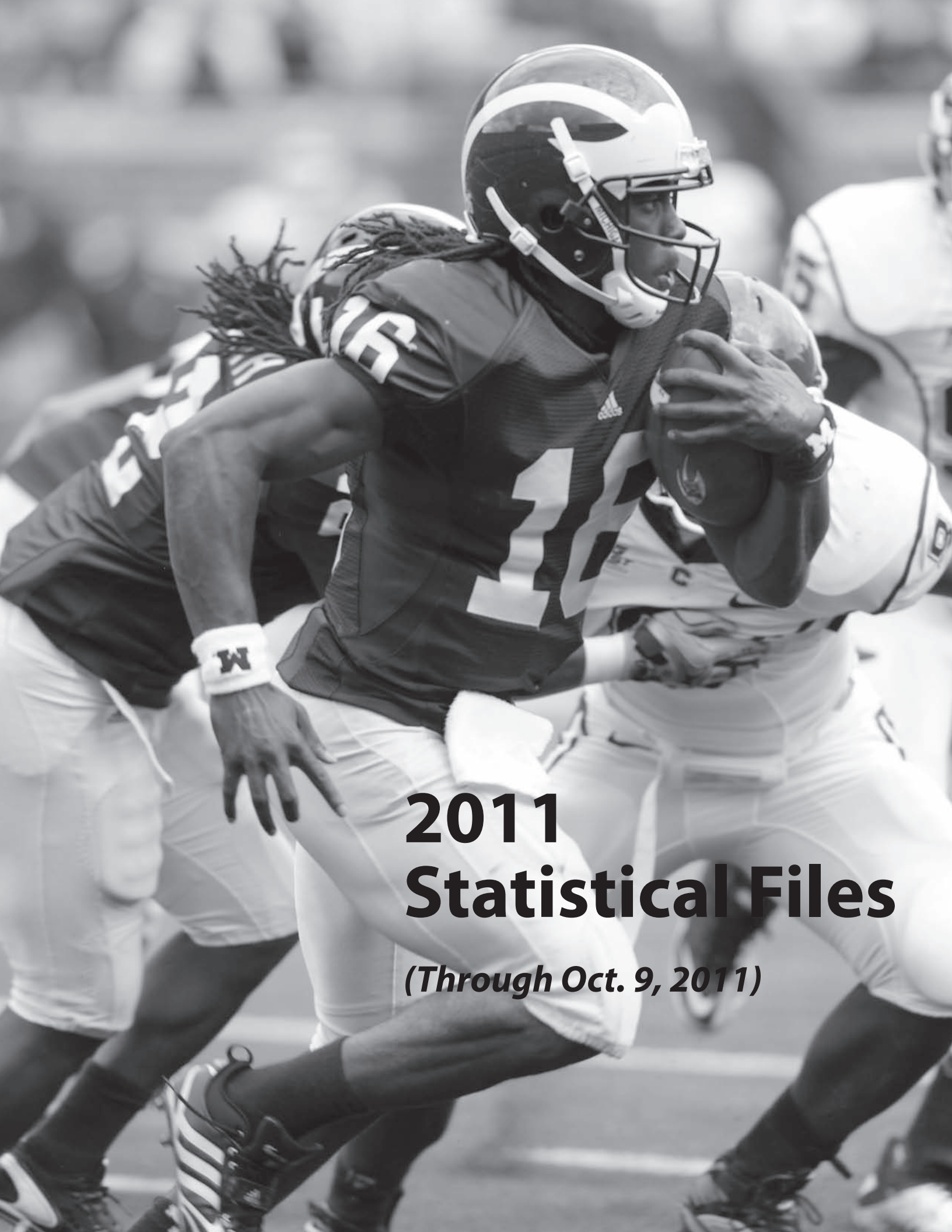
FORMER WOLVERINE PLAYERS COACHING IN THE NFL

Harold Goodwin, Assistant Offensive Line.....	Pittsburgh Steelers
Jim Harbaugh, Head Coach.....	San Francisco 49ers
Jim Herrmann, Linebackers.....	New York Giants
Jerald Ingram, Running Backs.....	New York Giants
Andy Moeller, Assistant Offensive Line.....	Baltimore Ravens
Mike Trgovac, Defensive Line.....	Green Bay Packers

FORMER U-M ASSISTANTS COACHING IN THE NFL

Cam Cameron, Offensive Coordinator.....	Baltimore Ravens
Mike DeBord, Tight Ends.....	Chicago Bears
Terry Malone, Tight Ends.....	New Orleans Saints
Bill Sheridan, Defensive Coordinator.....	Miami Dolphins





2011 Statistical Files

(Through Oct. 9, 2011)

2011 Michigan Football
Michigan Game Results (as of Oct 09, 2011)
All games

<u>Date</u>	<u>Opponent</u>		<u>Score</u>	<u>Overall</u>	<u>Conference</u>	<u>Time</u>	<u>Attend</u>
Sep 03, 2011	WESTERN MICHIGAN	W	34-10	1-0	0-0	3:35	110506
Sep 10, 2011	NOTRE DAME	W	35-31	2-0	0-0	3:30	114804
Sep 17, 2011	EASTERN MICHIGAN	W	31-3	3-0	0-0	2:56	110343
Sep 24, 2011	SAN DIEGO STATE	W	28-7	4-0	0-0	3:08	110707
* Oct 1, 2011	MINNESOTA	W	58-0	5-0	1-0	3:15	111106
* Oct 08, 2011	at Northwestern	W	42-24	6-0	2-0	3:16	47330

2011 Michigan Football
Michigan Overall Team Statistics (as of Oct 10, 2011)
All games

Team Statistics	MICH	OPP
SCORING	228	75
Points Per Game	38.0	12.5
FIRST DOWNS	130	111
Rushing	74	40
Passing	47	62
Penalty	9	9
RUSHING YARDAGE	1542	804
Yards gained rushing	1615	916
Yards lost rushing	73	112
Rushing Attempts	245	183
Average Per Rush	6.3	4.4
Average Per Game	257.0	134.0
TDs Rushing	17	5
PASSING YARDAGE	1203	1215
Comp-Att-Int	72-125-9	118-191-5
Average Per Pass	9.6	6.4
Average Per Catch	16.7	10.3
Average Per Game	200.5	202.5
TDs Passing	11	4
TOTAL OFFENSE	2745	2019
Total Plays	370	374
Average Per Play	7.4	5.4
Average Per Game	457.5	336.5
KICK RETURNS: #-Yards	13-242	32-681
PUNT RETURNS: #-Yards	8-64	11-84
INT RETURNS: #-Yards	5-112	9-67
KICK RETURN AVERAGE	18.6	21.3
PUNT RETURN AVERAGE	8.0	7.6
INT RETURN AVERAGE	22.4	7.4
FUMBLES-LOST	7-2	14-12
PENALTIES-Yards	24-218	42-350
Average Per Game	36.3	58.3
PUNTS-Yards	17-689	30-1177
Average Per Punt	40.5	39.2
Net punt average	35.6	35.8
TIME OF POSSESSION/Game	29:40	27:35
3RD-DOWN Conversions	39/68	30/77
3rd-Down Pct	57%	39%
4TH-DOWN Conversions	3/4	2/8
4th-Down Pct	75%	25%
SACKS BY-Yards	11-78	2-13
MISC YARDS	0	1
TOUCHDOWNS SCORED	31	9
FIELD GOALS-ATTEMPTS	4-6	4-6
ON-SIDE KICKS	0-0	0-0
RED-ZONE SCORES	(26-28) 93%	(11-19) 58%
RED-ZONE TOUCHDOWNS	(22-28) 79%	(8-19) 42%
PAT-ATTEMPTS	(30-31) 97%	(9-9) 100%
ATTENDANCE	557466	47330
Games/Avg Per Game	5/111493	1/47330
Neutral Site Games		0/0

Score by Quarters	1st	2nd	3rd	4th	oT	Total
Michigan	35	79	52	62	0	228
Opponents	35	19	14	7	0	75

2011 Michigan Football
Michigan Overall Individual Statistics (as of Oct 10, 2011)
All games

<u>Rushing</u>	<u>gp-gs</u>	<u>att</u>	<u>gain</u>	<u>loss</u>	<u>net</u>	<u>avg</u>	<u>td</u>	<u>lg</u>	<u>avg/g</u>
Robinson, Denard	6-6	102	754	34	720	7.1	8	53	120.0
Toussaint Fitzgerald	5-4	60	341	15	326	5.4	4	43	65.2
Smith, Vincent	6-1	29	216	2	214	7.4	2	38	35.7
Shaw, Michael	6-1	21	144	5	139	6.6	2	44	23.2
Rawls, Thomas	3-0	12	78	1	77	6.4	0	25	25.7
Gardner, Devin	3-0	9	58	8	50	5.6	1	15	16.7
Hopkins, Stephen	5-1	7	24	0	24	3.4	0	8	4.8
TEAM	4-0	5	0	8	-8	-1.6	0	0	-2.0
Total	6	245	1615	73	1542	6.3	17	53	257.0
Opponents	6	183	916	112	804	4.4	5	38	134.0

<u>Passing</u>	<u>gp-gs</u>	<u>effic</u>	<u>comp-att-int</u>	<u>pct</u>	<u>yds</u>	<u>td</u>	<u>lg</u>	<u>avg/g</u>
Robinson, Denard	6-6	151.21	67-117-9	57.3	1130	10	77	188.3
Gardner, Devin	3-0	124.34	4-7-0	57.1	56	0	19	18.7
Smith, Vincent	6-1	572.80	1-1-0	100.0	17	1	17	2.8
Total	6	153.08	72-125-9	57.6	1203	11	77	200.5
Opponents	6	116.89	118-191-5	61.8	1215	4	39	202.5

<u>Receiving</u>	<u>gp-gs</u>	<u>no.</u>	<u>yds</u>	<u>avg</u>	<u>td</u>	<u>lg</u>	<u>avg/g</u>
Gallon, Jeremy	6-1	17	262	15.4	2	64	43.7
Hemingway, Junior	6-6	15	391	26.1	1	77	65.2
Koger, Kevin	6-6	10	119	11.9	2	19	19.8
Roundtree, Roy	6-6	8	127	15.9	1	57	21.2
Smith, Vincent	6-1	7	104	14.9	2	32	17.3
Dileo, Drew	6-0	5	62	12.4	2	19	10.3
Grady, Kelvin	6-2	2	42	21.0	0	27	7.0
Jackson, Jeremy	6-0	2	31	15.5	0	19	5.2
Hopkins, Stephen	5-1	1	28	28.0	0	28	5.6
McColgan, John	5-1	1	15	15.0	0	15	3.0
Shaw, Michael	6-1	1	12	12.0	0	12	2.0
Watson, Steve	6-1	1	9	9.0	1	9	1.5
Gardner, Devin	3-0	1	2	2.0	0	2	0.7
Toussaint Fitzgerald	5-4	1	-1	-1.0	0	0	-0.2
Total	6	72	1203	16.7	11	77	200.5
Opponents	6	118	1215	10.3	4	39	202.5

<u>Punt Returns</u>	<u>no.</u>	<u>yds</u>	<u>avg</u>	<u>td</u>	<u>lg</u>
Gallon, Jeremy	6	64	10.7	0	21
Dileo, Drew	1	0	0.0	0	0
Floyd, J.T.	1	0	0.0	0	0
Total	8	64	8.0	0	21
Opponents	11	84	7.6	0	22

<u>Interceptions</u>	<u>no.</u>	<u>yds</u>	<u>avg</u>	<u>td</u>	<u>lg</u>
Floyd, J.T.	1	16	16.0	0	16
Herron, Brandon	1	94	94.0	1	94
Gordon, Thomas	1	0	0.0	0	0
Kovacs, Jordan	1	2	2.0	0	2
Hawthorne, Brandin	1	0	0.0	0	0
Total	5	112	22.4	1	94
Opponents	9	67	7.4	0	33

<u>Kick Returns</u>	<u>no.</u>	<u>yds</u>	<u>avg</u>	<u>td</u>	<u>lg</u>
Smith, Vincent	7	129	18.4	0	24
Grady, Kelvin	3	57	19.0	0	25
Odoms, Martavious	2	43	21.5	0	25
Gallon, Jeremy	1	13	13.0	0	13
Total	13	242	18.6	0	25
Opponents	32	681	21.3	0	38

<u>Fumble Returns</u>	<u>no.</u>	<u>yds</u>	<u>avg</u>	<u>td</u>	<u>lg</u>
Avery, Courtney	1	83	83.0	1	83
Herron, Brandon	1	29	29.0	1	29
Total	2	112	56.0	2	83
Opponents	0	0	0.0	0	0

2011 Michigan Football
Michigan Overall Individual Statistics (as of Oct 10, 2011)
All games

Scoring	td	fg	PAT				dpx	saf	pts
			kick	rush	rcv	pass			
Robinson, Denard	8	-	-	-	-	-	-	48	
Gibbons, Brendan	-	4-6	30-31	-	-	-	-	42	
Toussaint Fitzgerald	4	-	-	-	-	-	-	24	
Smith, Vincent	4	-	-	-	-	-	-	24	
Shaw, Michael	2	-	-	-	-	-	-	12	
Koger, Kevin	2	-	-	-	-	-	-	12	
Dileo, Drew	2	-	-	-	-	-	-	12	
Herron, Brandon	2	-	-	-	-	-	-	12	
Gallon, Jeremy	2	-	-	-	-	-	-	12	
Gardner, Devin	1	-	-	-	-	-	-	6	
Watson, Steve	1	-	-	-	-	-	-	6	
Hemingway, Junior	1	-	-	-	-	-	-	6	
Roundtree, Roy	1	-	-	-	-	-	-	6	
Avery, Courtney	1	-	-	-	-	-	-	6	
Total	31	4-6	30-31	-	-	-	-	228	
Opponents	9	4-6	9-9	-	-	-	-	75	

Total Offense	g	plays	rush	pass	total	avg/g
Robinson, Denard	6	219	720	1130	1850	308.3
Toussaint Fitzgerald	5	60	326	0	326	65.2
Smith, Vincent	6	30	214	17	231	38.5
Shaw, Michael	6	21	139	0	139	23.2
Gardner, Devin	3	16	50	56	106	35.3
Rawls, Thomas	3	12	77	0	77	25.7
Hopkins, Stephen	5	7	24	0	24	4.8
TEAM	4	5	-8	0	-8	-2.0
Total	6	370	1542	1203	2745	457.5
Opponents	6	374	804	1215	2019	336.5

Field Goals	fg	pct.	01-19	20-29	30-39	40-49	50-99	lg	blk
Gibbons, Brendan	4-6	66.7	0-0	2-2	2-3	0-1	0-0	38	1

FG Sequence	Michigan	Opponents
Western Michigan	-	38,(36)
Notre Dame	-	(38)
Eastern Michigan	(21)	(21),50
San Diego State	40	-
Minnesota	(25),(32),(38)	-
Northwestern	37	(20)

Punting	no.	yds	avg	lg	tb	fc	i20	50+	blk
Wile, Matt	14	576	41.1	51	0	4	4	2	0
Hagerup, Will	3	113	37.7	47	0	0	0	0	0
Total	17	689	40.5	51	0	4	4	2	0
Opponents	30	1177	39.2	64	2	11	9	4	0

Kickoffs	no.	yds	avg	tb	ob	retn	net	ydln
Wile, Matt	41	2584	63.0	7	2			
Total	41	2584	63.0	7	2	21.3	43.0	27
Opponents	18	1210	67.2	5	0	18.6	48.2	21

Numbers in (parentheses) indicate field goal was made.

2011 Michigan Football
Michigan Overall Individual Statistics (as of Oct 10, 2011)
All games

<u>All Purpose</u>	<u>g</u>	<u>rush</u>	<u>rcv</u>	<u>pr</u>	<u>kr</u>	<u>ir</u>	<u>total</u>	<u>avg/g</u>
Robinson, Denar	6	720	0	0	0	0	720	120.0
Smith, Vincent	6	214	104	0	129	0	447	74.5
Hemingway, Jun	6	0	391	0	0	0	391	65.2
Gallon, Jeremy	6	0	262	64	13	0	339	56.5
Toussaint Fitzge	5	326	-1	0	0	0	325	65.0
Shaw, Michael	6	139	12	0	0	0	151	25.2
Roundtree, Roy	6	0	127	0	0	0	127	21.2
Koger, Kevin	6	0	119	0	0	0	119	19.8
Grady, Kelvin	6	0	42	0	57	0	99	16.5
Herron, Brandon	2	0	0	0	0	94	94	47.0
Rawls, Thomas	3	77	0	0	0	0	77	25.7
Dileo, Drew	6	0	62	0	0	0	62	10.3
Gardner, Devin	3	50	2	0	0	0	52	17.3
Hopkins, Stephe	5	24	28	0	0	0	52	10.4
Odoms, Martavi	5	0	0	0	43	0	43	8.6
Jackson, Jeremy	6	0	31	0	0	0	31	5.2
Floyd, J.T.	6	0	0	0	0	16	16	2.7
McColgan, John	5	0	15	0	0	0	15	3.0
Watson, Steve	6	0	9	0	0	0	9	1.5
Kovacs, Jordan	6	0	0	0	0	2	2	0.3
TEAM	4	-8	0	0	0	0	-8	-2.0
Total	6	1542	1203	64	242	112	3163	527.2
Opponents	6	804	1215	84	681	67	2851	475.2

2011 Michigan Football
Michigan Overall Defensive Statistics (as of Oct 10, 2011)
All games

##	Defensive Leaders	gp-gs	Tackles				tfl/yds	Sacks no-yds	Pass defense			Fumbles		blkd	
			ua	a	tot				int-yds	brup	qbh	rcv-yds	ff	kick	saf
25	Demens, Kenny	6-6	28	17	45	2.0-5	1.0-3	.	.	1	.	1	.	.	
30	Gordon, Thomas	6-6	23	14	37	1.0-2	.	1-0	1	.	3-0	1	.	.	
32	Kovacs, Jordan	6-6	22	14	36	4.0-27	3.0-26	1-2	1	.	.	1	.	.	
7A	Hawthorne, Brandin	5-4	18	15	33	2.0-5	.	1-0	1	
8	Floyd, J.T.	6-5	14	8	22	.	.	1-16	3	
18	Countess, Blake	5-0	14	4	18	.	.	.	4	.	.	1	.	.	
68	Martin, Mike	6-6	4	12	16	1.5-5	0.5-3	.	.	1	
53	Van Bergen, Ryan	6-6	8	8	16	3.0-11	1.0-4	.	2	1	2-0	1	.	.	
90	Ryan, Jake	6-4	10	5	15	4.0-9	1.0-3	.	.	.	2-0	.	.	.	
55	Black, Jibreel	6-0	10	4	14	1.0-9	1.0-9	1	.	.	
5	Avery, Courtney	6-3	9	5	14	.	.	.	1	.	1-83	.	.	.	
88	Roh, Craig	6-6	9	5	14	4.5-25	2.5-23	1	.	.	
13	Johnson, Carvin	6-0	9	4	13	.	.	.	1	.	1-0	.	.	.	
44	Morgan, Desmond	5-1	5	6	11	
29	Woolfolk, Troy	6-5	9	2	11	.	.	.	1	
39	Heininger, Will	6-6	5	5	10	1.0-3	.	.	1	
3	Robinson, Marvin	5-1	6	3	9	
42	Fitzgerald, J.B.	6-0	4	5	9	
58	Herron, Brandon	2-1	1	7	8	.	.	1-94	.	.	1-29	.	.	.	
14	Furman, Josh	5-0	3	4	7	
73	Campbell, William	6-0	3	2	5	1.0-7	1.0-7	.	.	.	1-0	.	.	.	
97	Beyer, Brennen	5-0	3	2	5	
45	Wile, Matt	6-0	4	.	4	
2	Smith, Vincent	6-1	3	.	3	
5G	Clark, Frank	6-0	2	1	3	
2H	Cavanaugh, Matthew	6-0	.	3	3	
82	Robinson, Terrence	5-0	1	2	3	1-0	.	.	.	
31	Van Slyke, Jared	6-0	1	1	2	
49	McColgan, John	5-1	2	.	2	
27	Jones, Mike	5-0	1	1	2	
91	Pomarico, Tom	6-0	.	1	1	
10	Gallon, Jeremy	6-1	1	.	1	
86	Koger, Kevin	6-6	1	.	1	
23	Simmons, Floyd	6-0	1	.	1	1	.	.	
76	Washington, Quinton	5-0	1	.	1	
6	Taylor, Raymon	4-0	.	1	1	
21	Hemingway, Junior	6-6	1	.	1	
67	Brink, Nathan	5-0	1	.	1	1.0-4	
43	Hagerup, Will	2-0	1	.	1	
84	Watson, Steve	6-1	.	1	1	
Total		6	238	162	400	26-112	11-78	5-112	16	3	12-112	8	.	.	
Opponents		6	221	142	363	28-66	2-13	9-67	8	.	2-0	5	2	.	

2011 Michigan Football
Michigan Team Game-by-Game (as of Oct 10, 2011)
All games

TEAM STATISTICS

Date	Opponent	Rushing				Receiving				Passing				Kick Returns				Punt Returns				tot off		
		no.	yds	td	lg	no.	yds	td	lg	cmp	att	int	yds	td	lg	no.	yds	td	lg	no.	yds		td	lg
Sep 03	WESTERN MICHIGAN	26	190	3	44	9	98	0	37	9	13	0	98	0	37	3	57	0	25	1	5	0	5	288
Sep 10	NOTRE DAME	26	114	1	39	11	338	4	77	11	24	3	338	4	77	5	98	0	24	1	21	0	21	452
Sep 17	EASTERN MICHIGAN	50	376	2	52	7	95	2	24	7	18	1	95	2	24	2	31	0	17	3	17	0	9	471
Sep 24	SAN DIEGO STATE	45	320	4	53	8	93	0	32	8	17	2	93	0	32	0	0	0	0	2	21	0	21	413
Oct 1	MINNESOTA	48	363	3	35	18	217	3	28	18	25	0	217	3	28	0	0	0	0	1	0	0	0	580
Oct 08	at Northwestern	50	179	4	25	19	362	2	57	19	28	3	362	2	57	3	56	0	25	0	0	0	0	541
Michigan		245	1542	17	53	72	1203	11	77	72	125	9	1203	11	77	13	242	0	25	8	64	0	21	2745
		183	804	5	38	118	1215	4	39	118	191	5	1215	4	39	32	681	0	38	11	84	0	22	2019

Games played: 6
 Avg per rush: 6.3
 Avg per catch: 16.7
 Pass efficiency: 153.08
 Kick ret avg: 18.6
 Punt ret avg: 8.0
 All purpose avg/game: 527.2
 Total offense avg/gm: 457.5

Date	Opponent	Tackles				Sacks	Fumble		Pass Defense			Blkd	PAT Attempts				pts	
		ua	a	total	tfl-yds		no-yds	ff	fr-yds	int-yds	qbh		brup	kick	kick	rush		rcv
Sep 03	WESTERN MICHIGAN	31	36	67	4.0-20	2.0-16	1	2-29	1-94	0	4	0	4-5	0	0	0	0	34
Sep 10	NOTRE DAME	49	24	73	4.0-9	0.0-0	1	3-0	2-18	0	2	0	5-5	0	0	0	35	
Sep 17	EASTERN MICHIGAN	38	30	68	4.0-13	1.0-6	1	1-0	1-0	0	0	0	4-4	0	0	0	31	
Sep 24	SAN DIEGO STATE	43	24	67	4.0-22	1.0-14	3	3-0	0-0	0	4	0	4-4	0	0	0	28	
Oct 1	MINNESOTA	32	18	50	5.0-21	3.0-16	1	2-83	0-0	0	3	0	7-7	0	0	0	58	
Oct 08	at Northwestern	45	30	75	5.0-27	4.0-26	1	1-0	1-0	3	3	0	6-6	0	0	0	42	
Michigan		238	162	400	26.0-112	11.0-78	8	12-112	5-112	3	16	0	30-31	0	0	0	228	
		221	142	363	28.0-66	2.0-13	5	2-0	9-67	0	8	2	9-9	0	0	0	75	

Date	Opponent	Punting									Field Goals			Kickoffs				
		no.	yds	avg	long	blkd	tb	fc	50+	i20	md-att	long	blkd	no.	yds	avg	tb	ob
Sep 03	WESTERN MICHIGAN	2	82	41.0	47	0	0	0	0	1	0-0	0	0	6	395	65.8	0	0
Sep 10	NOTRE DAME	5	193	38.6	47	0	0	2	0	1	0-0	0	0	6	361	60.2	0	0
Sep 17	EASTERN MICHIGAN	3	105	35.0	41	0	0	1	0	0	1-1	21	0	6	350	58.3	0	0
Sep 24	SAN DIEGO STATE	4	196	49.0	51	0	0	1	2	2	0-1	0	0	5	341	68.2	1	0
Oct 1	MINNESOTA	2	75	37.5	47	0	0	0	0	0	3-3	38	0	11	683	62.1	3	1
Oct 08	at Northwestern	1	38	38.0	38	0	0	0	0	0	0-1	0	1	7	454	64.9	3	1
Michigan		17	689	40.5	51	0	0	4	2	4	4-6	38	1	41	2584	63.0	7	2
		30	1177	39.2	64	0	2	11	4	9	4-6	38	0	18	1210	67.2	5	0

2011 Michigan Football
Michigan Opponent Game-by-Game (as of Oct 10, 2011)
All games

OPPONENT STATISTICS

Date	Opponent	Rushing				Receiving				Passing				Kick Returns				Punt Returns				tot off
		no.	yds	td	lg	no.	yds	td	lg	cmp-att-int	yds	td	lg	no.	yds	td	lg	no.	yds	td	lg	
Sep 03	WESTERN MICHIGAN	25	96	1	24	22	183	0	20	22-31-1	183	0	20	6	188	0	38	2	16	0	11	279
Sep 10	NOTRE DAME	33	198	1	38	27	315	3	29	27-39-2	315	3	29	6	89	0	34	3	10	0	13	513
Sep 17	EASTERN MICHIGAN	46	207	0	19	3	29	0	18	3-6-1	29	0	18	6	122	0	32	2	16	0	15	236
Sep 24	SAN DIEGO STATE	29	123	0	30	23	253	1	30	23-48-0	253	1	30	4	75	0	29	2	22	0	22	376
Oct 1	MINNESOTA	25	73	0	29	11	104	0	33	11-22-0	104	0	33	7	159	0	34	1	0	0	0	177
Oct 08	at Northwestern	25	107	3	23	32	331	0	39	32-45-1	331	0	39	3	48	0	20	1	20	0	20	438
Opponents		183	804	5	38	118	1215	4	39	118-191-5	1215	4	39	32	681	0	38	11	84	0	22	2019
		245	1542	17	53	72	1203	11	77	72-125-9	1203	11	77	13	242	0	25	8	64	0	21	2745

Games played: 6
 Avg per rush: 4.4
 Avg per catch: 10.3
 Pass efficiency: 116.89
 Kick ret avg: 21.3
 Punt ret avg: 7.6
 All purpose avg/game: 475.2
 Total offense avg/gm: 336.5

Date	Opponent	Tackles				Sacks no-yds	Fumble		Pass Defense			Blkd kick	PAT Attempts				pts	
		ua	a	total	tfl-yds		ff	fr-yds	int-yds	qbh	brup		kick	rush	rcv	saf		
Sep 03	WESTERN MICHIGAN	26	16	42	2.0-2	0.0-0	0	0-0	0-0	0	1	1	1-1	0	0	0	0	10
Sep 10	NOTRE DAME	29	12	41	5.0-17	1.0-5	1	0-0	3-0	0	1	0	4-4	0	0	0	0	31
Sep 17	EASTERN MICHIGAN	40	28	68	4.0-6	0.0-0	1	0-0	1-0	0	2	0	0-0	0	0	0	0	3
Sep 24	SAN DIEGO STATE	37	24	61	4.0-9	0.0-0	2	2-0	2-0	0	1	0	1-1	0	0	0	0	7
Oct 1	MINNESOTA	46	24	70	5.0-15	1.0-8	1	0-0	0-0	0	3	0	0-0	0	0	0	0	0
Oct 08	at Northwestern	43	38	81	8.0-17	0.0-0	0	0-0	3-67	0	0	1	3-3	0	0	0	0	24
Opponents		221	142	363	28.0-66	2.0-13	5	2-0	9-67	0	8	2	9-9	0	0	0	0	75
		238	162	400	26.0-112	11.0-78	8	12-112	5-112	3	16	0	30-31	0	0	0	0	228

Date	Opponent	Punting									Field Goals			Kickoffs				
		no.	yds	avg	long	blkd	tb	fc	50+	i20	md-att	long	blkd	no.	yds	avg	tb	ob
Sep 03	WESTERN MICHIGAN	2	93	46.5	49	0	0	1	0	1	1-2	36	0	3	205	68.3	0	0
Sep 10	NOTRE DAME	4	134	33.5	52	0	0	1	1	2	1-1	38	0	6	414	69.0	1	0
Sep 17	EASTERN MICHIGAN	5	218	43.6	53	0	0	2	1	3	1-2	21	0	2	133	66.5	0	0
Sep 24	SAN DIEGO STATE	6	229	38.2	52	0	0	4	1	2	0-0	0	0	2	140	70.0	2	0
Oct 1	MINNESOTA	10	363	36.3	64	0	2	3	1	1	0-0	0	0	1	70	70.0	1	0
Oct 08	at Northwestern	3	140	46.7	47	0	0	0	0	0	1-1	20	0	4	248	62.0	1	0
Opponents		30	1177	39.2	64	0	2	11	4	9	4-6	38	0	18	1210	67.2	5	0
		17	689	40.5	51	0	0	4	2	4	4-6	38	1	41	2584	63.0	7	2

2011 Michigan Football
Michigan Red-Zone Results (as of Oct 10, 2011)
All games

Michigan Inside Opponent Red-Zone

Date	Opponent	Score	Times In RZ	Times Scored	Total Pts	Rush TDs	Pass TDs	FGs Made	Failed to score inside RZ						
									FGA	Down	Int	Fumb	Half	Game	
Sep 03, 2011	WESTERN MICHIGAN	W 34-10	2	2	13	2	2	0	0	0	0	0	0	0	0
Sep 10, 2011	NOTRE DAME	W 35-31	3	3	21	3	1	2	0	0	0	0	0	0	0
Sep 17, 2011	EASTERN MICHIGAN	W 31-3	5	5	31	4	2	2	1	0	0	0	0	0	0
Sep 24, 2011	SAN DIEGO STATE	W 28-7	3	3	21	3	3	0	0	0	0	0	0	0	0
Oct 1, 2011	MINNESOTA	W 58-0	9	8	44	5	3	2	3	0	0	0	0	1	0
Oct 08, 2011	at Northwestern	W 42-24	6	5	35	5	4	1	0	0	0	1	0	0	0
Totals			28	26	165	22	15	7	4	0	0	1	0	1	0
			26 of 28 (92.9%)												

Opponents Inside Michigan Red-Zone

Date	Opponent	Score	Times In RZ	Times Scored	Total Pts	Rush TDs	Pass TDs	FGs Made	Failed to score inside RZ						
									FGA	Down	Int	Fumb	Half	Game	
Sep 03, 2011	WESTERN MICHIGAN	W 34-10	3	2	10	1	1	0	1	0	0	1	0	0	0
Sep 10, 2011	NOTRE DAME	W 35-31	5	3	21	3	1	2	0	0	0	1	1	0	0
Sep 17, 2011	EASTERN MICHIGAN	W 31-3	2	1	3	0	0	0	1	0	1	0	0	0	0
Sep 24, 2011	SAN DIEGO STATE	W 28-7	3	1	7	1	0	1	0	0	1	0	1	0	0
Oct 1, 2011	MINNESOTA	W 58-0	1	0	0	0	0	0	0	0	0	0	1	0	0
Oct 08, 2011	at Northwestern	W 42-24	5	4	24	3	3	0	1	0	0	0	0	1	0
Totals			19	11	65	8	5	3	3	0	2	2	3	1	0
			11 of 19 (57.9%)												

2011 Michigan Football
Michigan By-Quarter Statistics (as of Oct 10, 2011)
All games

3rd-Down Conversions

Date	Opponent	Score	Overall	1st Qtr	2nd Qtr	3rd Qtr	4th Qtr	Overtime
Sep 03, 2011	WESTERN MICHIGAN	W 34-10	3-6 50.0	2-3 66.7	1-2 50.0	0-1 0.0		
Sep 10, 2011	NOTRE DAME	W 35-31	3-9 33.3	0-2 0.0	0-3 0.0	1-2 50.0	2-2 100.0	
Sep 17, 2011	EASTERN MICHIGAN	W 31-3	9-14 64.3	0-2 0.0	1-3 33.3	5-5 100.0	3-4 75.0	
Sep 24, 2011	SAN DIEGO STATE	W 28-7	4-11 36.4	2-2 100.0	0-2 0.0	2-4 50.0	0-3 0.0	
Oct 1, 2011	MINNESOTA	W 58-0	6-11 54.5	3-3 100.0	2-3 66.7	1-3 33.3	0-2 0.0	
Oct 08, 2011	at Northwestern	W 42-24	14-17 82.4	4-4 100.0	1-3 33.3	5-5 100.0	4-5 80.0	
	Michigan		39-68 57.4	11-16 68.8	5-16 31.2	14-20 70.0	9-16 56.2	0-0 0.0
	Opponents		30-77 39.0	7-17 41.2	9-24 37.5	6-16 37.5	8-20 40.0	0-0 0.0

4th-Down Conversions

Date	Opponent	Score	Overall	1st Qtr	2nd Qtr	3rd Qtr	4th Qtr	Overtime
Sep 03, 2011	WESTERN MICHIGAN	W 34-10	1-1 100.0	1-1 100.0	0-0 0.0	0-0 0.0		
Sep 10, 2011	NOTRE DAME	W 35-31	0-0 0.0	0-0 0.0	0-0 0.0	0-0 0.0	0-0 0.0	
Sep 17, 2011	EASTERN MICHIGAN	W 31-3	0-1 0.0	0-1 0.0	0-0 0.0	0-0 0.0	0-0 0.0	
Sep 24, 2011	SAN DIEGO STATE	W 28-7	1-1 100.0	0-0 0.0	1-1 100.0	0-0 0.0	0-0 0.0	
Oct 1, 2011	MINNESOTA	W 58-0	0-0 0.0	0-0 0.0	0-0 0.0	0-0 0.0	0-0 0.0	
Oct 08, 2011	at Northwestern	W 42-24	1-1 100.0	0-0 0.0	1-1 100.0	0-0 0.0	0-0 0.0	
	Michigan		3-4 75.0	1-2 50.0	2-2 100.0	0-0 0.0	0-0 0.0	0-0 0.0
	Opponents		2-8 25.0	2-4 50.0	0-1 0.0	0-0 0.0	0-3 0.0	0-0 0.0

Time of Possession

Date	Opponent	Score	Overall	1st Qtr	2nd Qtr	3rd Qtr	4th Qtr	Overtime
Sep 03, 2011	WESTERN MICHIGAN	W 34-10	18:15	7:49	6:49	3:37		
Sep 10, 2011	NOTRE DAME	W 35-31	22:59	5:39	5:04	6:16	6:00	
Sep 17, 2011	EASTERN MICHIGAN	W 31-3	32:15	4:25	8:43	11:36	7:31	
Sep 24, 2011	SAN DIEGO STATE	W 28-7	30:13	5:56	7:31	9:21	7:25	
Oct 1, 2011	MINNESOTA	W 58-0	36:22	10:33	7:25	8:17	10:07	
Oct 08, 2011	at Northwestern	W 42-24	37:57	9:11	7:47	12:28	8:31	
	Michigan	Total	178:01	43:33	43:19	51:35	39:34	0:00
		Avg.	29:40	7:15	7:13	8:35	6:35	0:00
	Opponents	Total	165:32	46:27	46:41	36:58	35:26	0:00
		Avg.	27:35	7:44	7:46	6:09	5:54	0:00

2011 Michigan Football Michigan - Long Plays

20-YARD PLUS PLAYS

Yds	Type	Player(s)	Opponent
94*	INT	Herron, Brandon	Western Michigan
83*	FR	Avery, Courtney	Minnesota
77	Pass	Hemingway, Junior from Robinson, Denard	Notre Dame
64	Pass	Gallon, Jeremy from Robinson, Denard	Notre Dame
57	Pass	Roundtree, Roy from Robinson, Denard	Northwestern
53*	Rush	Robinson, Denard	San Diego State
52	Rush	Robinson, Denard	Eastern Michigan
48	Pass	Hemingway, Junior from Robinson, Denard	Northwestern
45	Pass	Hemingway, Junior from Robinson, Denard	Notre Dame
44*	Rush	Shaw, Michael	Western Michigan
43*	Pass	Hemingway, Junior from Robinson, Denard	Notre Dame
43	Rush	Toussaint Fitzgerald	Western Michigan
39	Rush	Robinson, Denard	Notre Dame
38	Rush	Smith, Vincent	Eastern Michigan
37	Pass	Hemingway, Junior from Robinson, Denard	Western Michigan
35	Rush	Toussaint Fitzgerald	Minnesota
34	Rush	Robinson, Denard	San Diego State
32	Pass	Smith, Vincent from Robinson, Denard	San Diego State
32	Rush	Smith, Vincent	San Diego State
30	Rush	Robinson, Denard	San Diego State
29*	FR	Herron, Brandon	Western Michigan
28*	Pass	Smith, Vincent from Robinson, Denard	Minnesota
28	Pass	Hopkins, Stephen from Robinson, Denard	Minnesota
27	Pass	Hemingway, Junior from Robinson, Denard	Northwestern
27	Rush	Smith, Vincent	Eastern Michigan
27	Pass	Grady, Kelvin from Robinson, Denard	Notre Dame
25	Rush	Robinson, Denard	Northwestern
25	Rush	Rawls, Thomas	Minnesota
25	Rush	Rawls, Thomas	Minnesota
25*	Pass	Gallon, Jeremy from Robinson, Denard	Northwestern
25	Rush	Robinson, Denard	Northwestern
25	KR	Odoms, Martavious	Northwestern
25	KR	Grady, Kelvin	Western Michigan
24	Pass	Gallon, Jeremy from Robinson, Denard	Eastern Michigan
24	KR	Smith, Vincent	Notre Dame
24	Rush	Toussaint Fitzgerald	Minnesota
22	Pass	Hemingway, Junior from Robinson, Denard	Northwestern
22	KR	Smith, Vincent	Notre Dame
22	Rush	Robinson, Denard	Eastern Michigan
21*	Pass	Smith, Vincent from Robinson, Denard	Notre Dame
21	KR	Smith, Vincent	Notre Dame
21	PR	Gallon, Jeremy	San Diego State
21	PR	Gallon, Jeremy	Notre Dame
20	KR	Smith, Vincent	Notre Dame
20	KR	Grady, Kelvin	Western Michigan

* touchdown scored on play

LONG PLAYS BY THE NUMBERS

Long Plays By Yards	No.	TD
100+	0	0
90-99	1	1
80-89	1	1
70-79	1	0
60-69	1	0
50-59	3	1
40-49	5	2
30-39	8	0
20-29	25	4

Long Plays By Type	No.	TD
Rushing	17	2
Passing	16	4
Punt returns	2	0
Kick returns	7	0
Interceptions	1	1
Fumble returns	2	2
Other	0	0
TOTAL	45	9

20-YARD PLUS BY PLAYER

Player	No.	TD	R	P	KR	PR	IR	FR
Smith, Vincent	10	2	3	3	4	0	0	0
Robinson, Denard	8	1	8	0	0	0	0	0
Hemingway, Junior	7	1	0	7	0	0	0	0
Gallon, Jeremy	5	1	0	3	0	2	0	0
Toussaint Fitzgerald	3	0	3	0	0	0	0	0
Grady, Kelvin	3	0	0	1	2	0	0	0
Herron, Brandon	2	2	0	0	0	0	1	1
Rawls, Thomas	2	0	2	0	0	0	0	0
Avery, Courtney	1	1	0	0	0	0	0	1
Shaw, Michael	1	1	1	0	0	0	0	0
Roundtree, Roy	1	0	0	1	0	0	0	0
Hopkins, Stephen	1	0	0	1	0	0	0	0
Odoms, Martavious	1	0	0	0	1	0	0	0
TOTAL	45	9	17	16	7	2	1	2

LONGEST PLAYS OF THE YEAR

Rushing

53 Robinson, Denard vs San Diego State (9/24/2011)

Rushing Touchdown

53 Robinson, Denard vs San Diego State (9/24/2011)

Passing

77 Hemingway, Junior from Robinson, Denard vs Notre Dame (9/10/2011)

Passing Touchdown

43 Hemingway, Junior from Robinson, Denard vs Notre Dame (9/10/2011)

Punt Return

21 Gallon, Jeremy vs San Diego State (9/24/2011)

21 Gallon, Jeremy vs Notre Dame (9/10/2011)

Kick Return

25 Grady, Kelvin vs Western Michigan (9/3/2011)

25 Odoms, Martavious vs Northwestern (10/8/2011)

Interception Return

94 Herron, Brandon vs Western Michigan (9/3/2011)

Fumble Return

83 Avery, Courtney vs Minnesota (10/1/2011)

Punt

51 Wile, Matt vs San Diego State (9/24/2011)

Field Goal

38 Gibbons, Brendan vs Minnesota (10/1/2011)

2011 MICHIGAN WOLVERINES GAME-BY-GAME OFFENSE

OPP	---1ST DOWNS---				DOWN CONV.		NET OFF		---RUSHING---			-----PASSING-----						-----TDs-----			FGs	FUM	PEN	PUNTS	
	T	R	P	P	3RD	4TH	TOT	PL	TOT	ATT	AVG	NET	SA-YDS	ATT-COMP	TD	IN	R	P	Rt	M-A	No-Ls	No-Yds	No-Avg	TOP	
WMU	17	9	5	3	3/6	1/1	288	39	190	26	7.3	98	0-0	13-9	0	0	3	0	2	0-0	1-0	1-5	2-41.0	18:15	
ND	16	5	10	1	3/9	0/0	452	50	114	26	4.4	338	1-5	24-11	4	3	1	4	0	0-0	1-0	9-82	5-38.6	22:59	
EMU	24	19	5	0	9/14	0/1	471	68	376	50	7.4	95	0-0	18-7	2	1	2	2	0	1-1	1-0	2-17	3-35.0	32:15	
SDSU	18	14	3	1	4/11	1/1	413	62	320	45	7.1	93	0-0	17-8	0	2	4	0	0	0-1	3-2	4-25	4-49.0	30:13	
MINN	32	19	10	3	6/11	0/0	580	73	363	48	7.6	217	1-8	25-18	3	0	3	3	1	3-3	1-0	3-24	2-37.5	36:22	
AT NW	23	8	14	1	14/17	1/1	541	78	179	50	3.6	362	0-0	28-19	2	3	4	2	0	0-1	0-0	5-65	1-38.0	37:57	
AT MSU																									
PUR																									
AT IOWA																									
AT ILL																									
NEB																									
OSU																									
TOTAL	130	74	47	9	39/68	3/4	2745	370	1542	245	6.3	1203	2-13	125-72	11	9	17	11	3	4-6	7-2	24-218	17-40.5	29:40	

2011 MICHIGAN WOLVERINES GAME-BY-GAME DEFENSE

OPP	---1ST DOWNS---				DOWN CONV.		NET OFF		---RUSHING---			-----PASSING-----						-----TDs-----			FGs	FUM	PEN	PUNTS	
	T	R	P	P	3RD	4TH	TOT	PL	TOT	ATT	AVG	NET	SA-YDS	ATT-COMP	TD	IN	R	P	Rt	M-A	No-Ls	No-Yds	No-Avg	TOP	
WMU	17	8	9	0	6/11	1/1	279	56	96	25	3.8	183	2-16	31-22	0	1	1	0	0	1-2	3-2	8-50	2-46.5	25:18	
ND	28	9	15	4	8/14	0/0	513	72	198	33	6.0	315	0-0	39-27	3	2	1	3	0	1-1	4-3	9-75	4-33.5	37:01	
EMU	12	10	1	1	4/12	1/2	236	52	207	46	4.5	29	1-6	6-3	0	1	0	0	0	1-2	1-1	5-45	5-43.6	27:45	
SDSU	20	5	15	0	8/18	0/3	376	77	123	29	4.2	253	1-14	48-23	1	0	0	1	0	0-0	4-3	6-55	6-38.2	29:47	
MINN	8	2	5	1	0/11	0/0	177	47	73	25	2.9	104	3-16	22-11	0	0	0	0	0	0-0	2-2	9-74	10-36.3	23:38	
AT NW	26	6	17	3	4/11	0/2	438	70	107	25	4.3	331	4-26	45-32	0	1	3	0	0	1-1	1-1	5-51	3-46.7	22:03	
AT MSU																									
PUR																									
AT IOWA																									
AT ILL																									
NEB																									
OSU																									
TOTAL	111	40	62	9	30/77	2/8	2019	374	804	183	4.4	1215	11-78	191-118	4	5	5	4	0	4-6	14-12	42-350	30-39.2	27:35	

MICHIGAN SINGLE GAME BESTS

INDIVIDUAL GAME HIGHS

Rushing Attempts: 26, Denard Robinson vs. Eastern Michigan (Sept. 17)
Rushing Yards: 200, Denard Robinson vs. San Diego State (Sept. 24)
Rushing TDs: 3, Denard Robinson vs. San Diego State (Sept. 24)
Pass Attempts: 26, Denard Robinson at Northwestern (Oct. 8)
Pass Completions: 17, Denard Robinson at Northwestern (Oct. 8)
Passing Yards: 338, Denard Robinson vs. Notre Dame (Sept. 10)
Passing TDs: 4, Denard Robinson vs. Notre Dame (Sept. 10)
Receptions: 5, Junior Hemingway vs. Minnesota (Oct. 1)
5, Hemingway at Northwestern (Oct. 8)
5, Jeremy Gallon at Northwestern (Oct. 8)
Receiving Yards: 165, Junior Hemingway vs. Notre Dame (Sept. 10)
Receiving TDs: 1, 11 times
Total Plays: 51, Denard Robinson at Northwestern (Oct. 8)
Total Yards: 454, Denard Robinson at Northwestern (Oct. 8)
Points Kicking: 16, Brendan Gibbons vs. Minnesota (Oct. 1)
Field Goals Made: 3, Brendan Gibbons vs. Minnesota (Oct. 1)
Field Goals Attempted: 3, Brendan Gibbons vs. Minnesota (Oct. 1)
PATs Attempted: 7, Brendan Gibbons vs. Minnesota (Oct. 1)
PATs Made: 7, Brendan Gibbons vs. Minnesota (Oct. 1)
Punting Attempts: 5, Matt Wile vs. Notre Dame (Sept. 10)
Punting Yards: 196, Matt Wile vs. San Diego State (Sept. 24)
Punting Average: 49.0, Matt Wile vs. San Diego State (Sept. 24)
Punt Returns: 2, Jeremy Gallon vs. Eastern Michigan (Sept. 17)
Punt Return Yards: 21, Jeremy Gallon vs. Notre Dame (Sept. 10)
Kickoff Returns: 5, Vincent Smit vs. Notre Dame (Sept. 10)
Kickoff Return Yards: 98, Vincent Smith vs. Notre Dame (Sept. 10)
Interceptions: 1, five times, last at Northwestern (Oct. 8)
Interception Yards: 94, Brandon Herron vs. Western Michigan (Sept. 3)
Tackles: 12, Kenny Demens vs. Notre Dame (Sept. 10)
Solo Tackles: 8, Kenny Demens vs. Notre Dame (Sept. 10)
Tackles for Loss: 2.0, Jordan Kovacs (Sept. 3)
2.0, Craig Roh (Sept. 24)
2.0, Kovacs at Northwestern (Oct. 8)
Tackles for Loss Yardage: 16, Jordan Kovacs vs. Western Michigan (Sept. 3)
Sacks: 2.0, Jordan Kovacs vs. Western Michigan (Sept. 3)
Sack Yardage: 16, Jordan Kovacs vs. Western Michigan (Sept. 3)
Pass Breakups: 2, Blake Countess vs. Minnesota (Oct. 1)

TEAM GAME HIGHS

Rushing Attempts: 50, vs. Eastern Michigan (Sept. 17)/ at Northwestern (Oct. 8)
Rushing Yards: 376, vs. Eastern Michigan (Sept. 17)
Rushing TDs: 4 vs. San Diego State (Sept. 24) / at Northwestern (Oct. 8)
Yards Per Rush: 7.6, vs. Minnesota (Oct. 1)
Passing Attempts: 28 at Northwestern (Oct. 8)
Passing Completions: 19 at Northwestern (Oct. 8)
Passing Yards: 362 at Northwestern (Oct. 8)
Passing TDs: 4 vs. Notre Dame (Sept. 10)
Yards Per Completion: 30.7 vs. Notre Dame (Sept. 10)
Total Plays: 78 at Northwestern (Oct. 8)
Total Yards: 580 vs. Minnesota (Oct. 1)
Yards Per Play: 9.0 vs. Notre Dame (Sept. 10)
Points: 58 vs. Minnesota (Oct. 1)
Touchdowns Scored: 7 vs. Minnesota (Oct. 1)
Field Goals Attempted: 3 vs. Minnesota (Oct. 1)
Field Goals Made: 3 vs. Minnesota (Oct. 1)
PATs Attempted: 7 vs. Minnesota (Oct. 1)
PATs Made: 7 vs. Minnesota (Oct. 1)
Punting Attempts: 5 vs. Notre Dame (Sept. 10)
Punting Yards: 196 vs. San Diego State (Sept. 24)
Punting Average: 49.0 vs. San Diego State (Sept. 24)
Punt Return Attempts: 2, vs. Eastern Michigan (Sept. 17)
Punt Return Yards: 21 vs. Notre Dame (Sept. 10)
Kickoff Return Attempts: 5 vs. Notre Dame (Sept. 10)
Kickoff Return Yards: 98 vs. Notre Dame (Sept. 10)
Interceptions: 2 vs. Notre Dame (Sept. 10)
Interception Yards: 94 vs. Western Michigan (Sept. 3)
Turnovers Gained: 5 vs. Notre Dame (Sept. 10)
Turnovers Lost: 4 vs. San Diego State (Sept. 24)
Sacks: 4 at Northwestern (Oct. 8)
Sacks Against: 1 vs. Notre Dame (Sept. 10) and vs. Minnesota (Oct. 1)
First Downs: 32 vs. Minnesota (Oct. 1)
Penalties: 9 vs. Notre Dame (Sept. 10)
Penalty Yards: 82 vs. Notre Dame (Sept. 10)

INDIVIDUAL GAME HIGHS

Rushing Attempts: 25, Cierre Wood vs. Notre Dame (Sept. 10)
Rushing Yards: 134, Cierre Wood vs. Notre Dame (Sept. 10)
Rushing TDs: 1, five times, last at Northwestern (Oct. 8)
Pass Attempts: 48, Ryan Lindley vs. San Diego State (Sept. 24)
Pass Completions: 32, Dan Persa at Northwestern (Oct. 8)
Passing Yards: 331, Dan Persa at Northwestern (Oct. 8)
Passing TDs: 3, Tommy Rees vs. Notre Dame (Sept. 10)
Receptions: 13, Michael Floyd vs. Notre Dame (Sept. 10)
Receiving Yards: 119, Jordan White vs. Western Michigan (Sept. 3)
Receiving TDs: 2, Theo Riddick vs. Notre Dame (Sept. 10)
Total Plays: 53, Dan Persa at Northwestern (Oct. 8)
Total Yards: 326, Dan Persa at Northwestern (Oct. 8)
Points Kicking: 7, David Ruffer vs. Notre Dame (Sept. 10)
Field Goals Made: 1, three times, last at Northwestern (Oct. 8)
Field Goals Attempted: 2, John Potter vs. Western Michigan (Sept. 3)
PATs Attempted: 4, David Ruffer vs. Notre Dame (Sept. 10)
PATs Made: 4, David Ruffer vs. Notre Dame (Sept. 10)
Punting Attempts: 10, Dan Orseske vs. Minnesota (Oct. 1)
Punting Yards: 363, Dan Orseske vs. Minnesota (Oct. 1)
Punting Average: 46.7, B. Williams at Northwestern (Oct. 8)
Punt Returns: 3, John Goodman vs. Notre Dame (Sept. 10)
Punt Return Yards: 22, Larry Parker vs. San Diego State (Sept. 24)
Kickoff Returns: 6, Dervon Wallace vs. Western Michigan (Sept. 3)
Kickoff Return Yards: 188, Dervon Wallace vs. Western Michigan (Sept. 3)
Interceptions: 2, I. Campbell at Northwestern (Oct. 8)
Interception Yards: 43, I. Campbell at Northwestern (Oct. 8)
Tackles: 12, Jordan Maybin at Northwestern (Oct. 8)
Solo Tackles: 9, Kyle Henderson vs. Minnesota (Oct. 1)
Tackles for Loss: 2, 3x, last Anthony Jacobs
Tackles for Loss Yardage: 8, Niko Mafuli at Northwestern (Oct. 8)
Sacks: 1, Dan Fox vs. Notre Dame (Sept. 10); D.L. Wilhite vs. Minnesota (Oct. 1)
Sack Yardage: 5, Dan Fox vs. Notre Dame (Sept. 10)
Pass Breakups: 2, Kyle Henderson vs. Minnesota (Oct. 1)

TEAM GAME HIGHS

Rushing Attempts: 33 vs. Notre Dame (Sept. 10)
Rushing Yards: 198 vs. Notre Dame (Sept. 10)
Rushing TDs: 3 at Northwestern (Oct. 8)
Yards Per Rush: 6.0 vs. Notre Dame (Sept. 10)
Passing Attempts: 48 vs. San Diego State (Sept. 24)
Passing Completions: 32 at Northwestern (Oct. 8)
Passing Yards: 331 at Northwestern (Oct. 8)
Passing TDs: 3 vs. Notre Dame (Sept. 10)
Yards Per Completion: 11.7 vs. Notre Dame (Sept. 10)
Total Plays: 77 vs. San Diego State (Sept. 24)
Total Yards: 513 vs. Notre Dame (Sept. 10)
Yards Per Play: 7.1 vs. Notre Dame (Sept. 10)
Points: 31 vs. Notre Dame (Sept. 10)
Touchdowns Scored: 4 vs. Notre Dame (Sept. 10)
Field Goals Attempted: 2, twice, last vs. Eastern Michigan (Sept. 17)
Field Goals Made: 1, four times, last at Northwestern (Oct. 8)
PATs Attempted: 4 vs. Notre Dame (Sept. 10)
PATs Made: 4 vs. Notre Dame (Sept. 10)
Punting Attempts: 10 vs. Minnesota (Oct. 1)
Punting Yards: 363 vs. Minnesota (Oct. 1)
Punting Average: 46.7 at Northwestern (Oct. 8)
Punt Return Attempts: 3 vs. Notre Dame (Sept. 10)
Punt Return Yards: 22 vs. San Diego State (Sept. 24)
Kickoff Return Attempts: 7 vs. Minnesota (Oct. 1)
Kickoff Return Yards: 188 vs. Western Michigan (Sept. 3)
Interceptions: 3 at Northwestern (Oct. 8)
Interception Yards: 67 at Northwestern (Oct. 8)
Turnovers Gained: 4 vs. San Diego State (Sept. 24)
Turnovers Lost: 5 vs. Notre Dame (Sept. 10)
Sacks: 1 vs. Notre Dame (Sept. 10)
Sacks Against: 4 at Northwestern (Oct. 8)
First Downs: 28 vs. Notre Dame (Sept. 10)
Penalties: 9 vs. Notre Dame (Sept. 10)
Penalty Yards: 75 vs. Notre Dame (Sept. 10)

2011 MICHIGAN SCORING DRIVES/PLAYS

2011 MICHIGAN SCORING DRIVES

OPPONENT	PLAYS	YARDS	TOP	RESULT	QTR	PLAY
Western Michigan	16	76	8:33	TD	2	Fitzgerald Toussaint 1 yd run (Brendan Gibbons kick)
Western Michigan				TD	2	Brandon Herron 94 yd int. return (Brendan Gibbons kick)
Western Michigan	9	74	4:17	TD	2	Fitzgerald Toussaint 2 yd run (Brendan Gibbons kick blocked)
Western Michigan				TD	3	Brandon Herron 29 yd fumble rec. (Brendan Gibbons kick)
Western Michigan	3	87	0:40	TD	3	Michael Shaw 44 yd run (Brendan Gibbons kick)
Notre Dame	2	45	0:48	TD	2	Junior Hemingway 43 yd pass from Denard Robinson (Brendan Gibbons kick)
Notre Dame	4	83	2:19	TD	4	Denard Robinson 1 yd run (Brendan Gibbons kick)
Notre Dame	5	40	2:35	TD	4	Jeremy Gallon 14 yd pass from Denard Robinson (Brendan Gibbons kick)
Notre Dame	5	58	1:04	TD	4	Vincent Smith 21 yd pass from Denard Robinson (Brendan Gibbons kick)
Notre Dame	3	80	0:30	TD	4	Roy Roundtree 16 yd pass from Denard Robinson (Brendan Gibbons kick)
Eastern Michigan	7	97	3:43	TD	2	Kevin Koger 9 yd pass from Denard Robinson (Brendan Gibbons kick)
Eastern Michigan	6	87	2:24	TD	2	Denard Robinson 11 yd run (Brendan Gibbons kick)
Eastern Michigan	13	83	5:43	TD	3	Fitzgerald Toussaint 1 yd run (Brendan Gibbons kick)
Eastern Michigan	11	75	5:53	TD	3	Drew Dileo 19 yd pass from Denard Robinson (Brendan Gibbons kick)
Eastern Michigan	13	84	6:14	FG	4	Brendan Gibbons 21 yd field goal
San Diego State	6	61	2:43	TD	1	Denard Robinson 5 yd run (Brendan Gibbons kick)
San Diego State	3	61	0:50	TD	1	Denard Robinson 53 yd run (Brendan Gibbons kick)
San Diego State	12	81	5:57	TD	2	Denard Robinson 1 yd run (Brendan Gibbons kick)
San Diego State	4	57	1:44	TD	4	Vincent Smith 7 yd run (Brendan Gibbons kick)
Minnesota	7	80	3:35	TD	1	Vincent Smith 3 yd run (Brendan Gibbons kick)
Minnesota	6	75	3:01	TD	1	Denard Robinson 9 yd run (Brendan Gibbons kick)
Minnesota	9	85	4:05	TD	2	Drew Dileo 17 yd pass from Vincent Smith (Brendan Gibbons kick)
Minnesota	4	69	2:25	TD	2	Vincent Smith 28 yd pass from Denard Robinson (Brendan Gibbons kick)
Minnesota	5	29	2:30	FG	2	Brendan Gibbons 25 yd field goal
Minnesota	10	56	2:22	TD	2	Kevin Koger 18 yd pass from Denard Robinson (Brendan Gibbons kick)
Minnesota	5	54	2:23	TD	3	Fitzgerald Toussaint 1 yd run (Brendan Gibbons kick)
Minnesota	9	38	4:17	FG	3	Brendan Gibbons 32 yd field goal
Minnesota	10	58	5:28	FG	4	Brendan Gibbons 38 yd field goal
Minnesota		83		TD	4	Courtney Avery 83 yd fumble rec. (Brendan Gibbons kick)
Northwestern	8	74	3:34	TD	1	Steve Watson 9 yd pass from Denard Robinson (Brendan Gibbons kick)
Northwestern	8	67	4:11	TD	2	Jeremy Gallon 25 yd pass from Denard Robinson (Brendan Gibbons kick)
Northwestern	8	80	4:08	TD	3	Denard Robinson 2 yd run (Brendan Gibbons kick)
Northwestern	12	80	6:29	TD	3	Devin Gardner 1 yd run (Brendan Gibbons kick)
Northwestern	6	47	1:56	TD	4	Michael Shaw 2 yd run (Brendan Gibbons kick)
Northwestern	9	53	4:43	TD	4	Denard Robinson 5 yd run (Brendan Gibbons kick)

OFFENSIVE MICHIGAN SCORING DRIVE ANALYSIS

Category	Minus	0-9	10-19	20-29	30-39	40-49	50-59	60-69	70-79	80-89	90-99
Michigan TD	0	0	0	0	0	3	5	4	5	10	1
Michigan FG	0	0	0	1	1	0	1	0	0	1	0

Longest Drives:

Plays: 16, vs. Western Michigan (Sept. 3)

Yards: 97, vs. Eastern Michigan (Sept. 17)

Time of Possession: 8:33, vs. Western Michigan (Sept. 3)

WEEK-BY-WEEK LEADERS

Opponent	Rushes	Rushing Yards	Receptions	Receiving Yards	Tackles	TFLs	Sacks
Western Michigan	11, Toussaint	80, Toussaint	2, Koger/Gallon/Roundtree	37, Hemingway	10, Kovacs	2.0, Kovacs	2.0, Kovacs
Notre Dame	16, D. Robinson	108, D. Robinson	3, Hemingway	165, Hemingway	12, Demens	1.0, Many	--
Eastern Michigan	26, D. Robinson	198, D. Robinson	3, Gallon	43, Gallon	10, Hawthorne	1.0, Many	1.0, Roh
San Diego State	21, D. Robinson	200, D. Robinson	3, Smith	44, Smith	7, Many	2.0, Roh	1.0, Roh
Minnesota	11, Toussaint	108, Toussaint	5, Hemingway	56, Hemingway	5, Many	1.0, Many	1.0, Black, Van Bergen, Ryan
at Northwestern	25, D. Robinson	117, D. Robinson	5, Hemingway/Gallon	124, Hemingway	10, Demens	2.0, Kovacs	1.0, Demens, Kovacs, Campbell
at Michigan State							
Purdue							
at Iowa							
at Illinois							
Nebraska							
Ohio State							

2011 OPPONENT SCORING DRIVES/PLAYS

2011 OPPONENT SCORING DRIVES

OPPONENT	PLAYS	YARDS	TOP	RESULT	QTR	PLAY
Western Michigan	15	74	7:11	TD	1	Antoin Sciven 1 yd run (John Potter kick)
Western Michigan	7	43	1:06	FG	2	John Potter 36 yd FG
Notre Dame	7	57	3:46	TD	1	Theo Riddick 7 yd pass from Tommy Rees (David Ruffer kick)
Notre Dame	10	83	5:35	TD	1	Cierre Wood 4 yd run (David Ruffer kick)
Notre Dame	8	29	2:53	FG	2	David Ruffer 38 yd FG
Notre Dame	7	71	3:55	TD	3	TJ Jones 15 yd pass from Tommy Rees (David Ruffer kick)
Notre Dame	4	61	0:42	TD	4	Theo Riddick 29 yd pass from Tommy Rees (David Ruffer kick)
Eastern Michigan	7	20	3:20	FG	2	Kody Fulkerson 21 yd field goal
San Diego State	6	38	2:28	TD	3	Colin Lockett 16 yd pass from Ryan Lindley (Abelardo Perez kick)
Northwestern	6	80	2:05	TD	1	Kain Colter 15 yd run (Jeff Budzien kick)
Northwestern	8	63	3:13	TD	1	Treyvon Green 7 yd run (Jeff Budzien kick)
Northwestern	7	82	1:52	TD	2	Adonis Smith 2 yd run (Jeff Budzien kick)
Northwestern	7	49	1:05	FG	2	Jeff Budzien 20 yd field goal

OPPONENT SCORING DRIVE ANALYSIS

Category	Minus	0-9	10-19	20-29	30-39	40-49	50-59	60-69	70-79	80-89	90-99
Opponent TD	0	0	0	0	1	0	1	2	2	3	0
Opponent FG	0	0	0	2	0	2	0	0	0	0	0

Longest Drives:

Plays: 15, Western Michigan (Sept. 3)

Yards: 83, Notre Dame (Sept. 10)

Time of Possession: 7:11, Western Michigan (Sept. 3)

TURNOVER CHART

MICHIGAN (FORCED 17)

How obtained	Qtr	Player	Plays/Yards	First Downs	Conclusion
Western Michigan (3)					
Interception	2	Carder by Herron			Touchdown; Herron 94-yard touchdown return
Fumble	3	Herron			Touchdown, Herron 29-yard touchdown return
Fumble	3	Van Bergen	4/51	2	End of Game (Called due to weather)
Notre Dame (5)					
Interception	2	Rees by Kovacs	2/45		Touchdown, Hemingway 43-yard touchdown pass from Robinson
Interception	2	Rees by Floyd	3/-1	0	Punt
Fumble	3	Campbell	4/14	1	Interception
Fumble	4	Van Bergen	3/61	2	Interception
Fumble	4	T.Robinson			End of Half
Eastern Michigan (2)					
Fumble	1	T.Gordon	7/31	2	Interception
Interception	2	Gillett by T.Gordon	7/97	2	Touchdown, Koger 9-yard touchdown pass from Robinson
San Diego State (3)					
Fumble	1	T.Gordon	3/61	1	Touchdown, D.Robinson 53-yard run
Fumble	3	J.Ryan	11/70	3	Missed FG
Fumble	4	J.Ryan	3/-1	0	Punt
Minnesota (2)					
Fumble	2	Countess	10/56	3	Touchdown, Koger 18-yard touchdown pass from Robinson
Northwestern (2)					
Interception	3	Persa by Hawthorne	6/47	3	Touchdown, Shaw 2-yard run
Fumble	4	T.Gordon	7/28	1	Missed FG

OPPONENT (FORCED 11)

How obtained	Qtr	Player	Plays/Yards	First Downs	Conclusion
Western Michigan (0)					
	--	--	--	--	--
Notre Dame (3)					
Interception	2	Robinson by Gray	3/2	0	Punt
Interception	3	Robinson by Motta	7/71	4	Touchdown; TJ Jones 15 yard touchdown pass from Rees
Interception	4	Robinson by Blanton	3/7	0	Punt
Eastern Michigan (1)					
Interception	1	Robinson by Scott	10/72	3	Turnover on downs
San Diego State (4)					
Fumble	1	N.Tenhaeff	3/4	0	Punt
Interception	3	Robinson by Parker	3/-7	0	Punt
Interception	3	Robinson by Berhe	3/32	0	Fumble
Fumble	3	Parker	6/48	2	Touchdown
Minnesota (0)					
	--	--	--	--	--
Northwestern (3)					
Interception	1	Robinson by Campbell	8/63	4	Touchdown, Green 7-yard run
Interception	2	Robinson by Campbell	6/18	1	Punt
Interception	2	Robinson by Peters	7/49	3	Jeff Budzien 20-yard field goal