



# OFFICIAL RESULTS BOOK

Table Tennis  
24 July–2 August 2014





## Medallists by Event

As of SAT 2 AUG 2014

### AFTER 7 OF 7 EVENTS

Event	Date	Medal	Name	CGA Code
Men's Singles	SAT 2 AUG	GOLD	ZHAN Jian	SIN
		SILVER	GAO Ning	SIN
		BRONZE	PITCHFORD Liam	ENG
Women's Doubles	SAT 2 AUG	GOLD	FENG Tianwei YU Mengyu	SIN
		SILVER	LAY Jian Fang MIAO Miao	AUS
		BRONZE	LUO Anqi ZHANG Mo	CAN
Mixed Doubles	SAT 2 AUG	GOLD	DRINKHALL Joanna DRINKHALL Paul	ENG
		SILVER	HO Tin-Tin PITCHFORD Liam	ENG
		BRONZE	REED Danny SIBLEY Kelly	ENG
Men's Doubles	FRI 1 AUG	GOLD	GAO Ning LI Hu	SIN
		SILVER	ACHANTA Sharath Kamal ANTHONY ARPUTHARAJ Amalraj	IND
		BRONZE	YANG Zi ZHAN Jian	SIN
Women's Singles	FRI 1 AUG	GOLD	FENG Tianwei	SIN
		SILVER	YU Mengyu	SIN
		BRONZE	LIN Ye	SIN
Men's Team	MON 28 JUL	GOLD	CHEW Clarence GAO Ning LI Hu YANG Zi ZHAN Jian	SIN
		SILVER	BAGGALEY Andrew DRINKHALL Paul PITCHFORD Liam REED Danny WALKER Sam	ENG
		BRONZE	ABIODUN Bode ARUNA Quadri OGIDIOLU Jide ONAOLAPO Ojo TORIOLA Segun	NGR



AFTER 7 OF 7 EVENTS

Event	Date	Medal	Name	CGA Code
Women's Team	SUN 27 JUL	GOLD	FENG Tianwei LI Isabelle LIN Ye YU Mengyu ZHOU Yihan	SIN
		SILVER	LEE WEI Beh ROU YOU Lee SOCK KHIM Ng YING Ho	MAS
		BRONZE	DEDERKO Zhenhua LAY Jian Fang MIAO Miao TAPPER Melissa ZHANG Ziyu	AUS



## Medal Standings

As of SAT 2 AUG 2014

### AFTER 7 OF 7 EVENTS

Rank	CGA	Men				Women				Mixed				Total				Rank by Total
		G	S	B	Tot	G	S	B	Tot	G	S	B	Tot	G	S	B	Tot	
1	SIN - Singapore	3	1	1	5	3	1	1	5					6	2	2	10	1
2	ENG - England		1	1	2					1	1	1	3	1	2	2	5	2
3	AUS - Australia					1	1	2							1	1	2	3
4	IND - India		1		1										1		1	=4
4	MAS - Malaysia					1		1							1		1	=4
6	CAN - Canada							1	1							1	1	=4
6	NGR - Nigeria			1	1											1	1	=4
<b>Total</b>		<b>3</b>	<b>3</b>	<b>3</b>	<b>9</b>	<b>3</b>	<b>3</b>	<b>3</b>	<b>9</b>	<b>1</b>	<b>1</b>	<b>1</b>	<b>3</b>	<b>7</b>	<b>7</b>	<b>7</b>	<b>21</b>	

#### LEGEND

= Equal sign indicates that two or more NOCs share the same rank by total    **B** Bronze    **G** Gold    **S** Silver  
**Tot** Total



## Competition Officials

As of 30 JUN 2014

Function	Name	Nation
<b>Technical Delegate</b>	IRELAND Graeme	AUS – Australia
<b>Referee</b>	SHERLOCK Stuart	ENG – England
<b>Deputy Referee</b>	WHITAKER Jonathan	SCO – Scotland
	DELPRATT David	AUS – Australia
	LAU Pub Taai (Joseph)	SIN – Singapore
<b>Jury Chair</b>	RANSOME Alan	ENG – England
<b>International Technical Officials</b>	Ho Fanny	AUS – Australia
	HOPKINS Alan	AUS – Australia
	ROBERTS Averil	AUS – Australia
	CHAN Gregory	CAN – Canada
	DZIOBA Greg	CAN – Canada
	MADHOSINGH Chandra	CAN – Canada
	SAVVA Andreas	CYP – Cyprus
	DUBEY Atul	IND – India
	NEELAKANTA IVER Ganeshan	IND – India
	SRINIVASAN Sridhar	IND – India
	MUDIBO – Andrew	KEN – Kenya
	CHIN Tian Poh	MAS – Malaysia
	WANG – Luan Foon	MAS – Malaysia
	ARINYE Cecilia	NGR – Nigeria
	PETERS John	NGR – Nigeria
	SCARR Valerie	NZL – New Zealand
	TITUS Denver	RSA – South Africa
	CHAY Winnie	SIN – Singapore
	HO See Bin (Roger)	SIN – Singapore
	TAN Pei Shan	SIN – Singapore
	MUGAWANYA Ronald	UGA – Uganda



### National Technical Officials

BROWN David	ENG – England
COCHRANE David	ENG – England
CURTIS Neil	ENG – England
EDWARDS David	ENG – England
FRASER Margot	ENG – England
GOUGH David	ENG – England
GOULDEN David	ENG – England
JACKSON David	ENG – England
JUTLE Harmesh (Harry)	ENG – England
MACKEY John	ENG – England
MERCER Alex	ENG – England
PURCELL Tom	ENG – England
REID Lynda	ENG – England
SUTCLIFFE Russell	ENG – England
TONGE Karen	ENG – England
WILLIAMSON Robert	ENG – England
FOOTE Ben	GGY – Guernsey
LE PAIGE Tim	GGY – Guernsey
BROWN Charles	SCO – Scotland
CLAXTON ROY	SCO – Scotland
HOUSTON Sinclair	SCO – Scotland
KNOWLES Kathleen	SCO – Scotland
MCGOWAN Stewart	SCO – Scotland
WOODS Alison	SCO – Scotland
HIGGINS Peter	WAL – Wales
WILLIAMS Jackie	WAL – Wales



## Entry List by CGA

As of WED 23 JUL 2014

CGA/ Gender	Name	Date of Birth	Event Participation						
			MS	MD	MT	WS	WD	WT	XD
<b>AUS</b>	<b>Australia</b>								
M	HENZELL William	23 MAR 1982	X	X	X				X
M	HU Heming	21 MAR 1994		X	X				X
M	POWELL David	8 APR 1991	X	X	X				X
M	TOWNSEND Kane	13 APR 1993	X		X				
M	YAN Xin	9 DEC 1988		X	X				X
F	DEDERKO Zhenhua	17 SEP 1977				X	X	X	
F	LAY Jian Fang	6 MAR 1973				X	X	X	X
F	MIAO Miao	14 JAN 1981					X	X	X
F	TAPPER Melissa	1 MAR 1990						X	X
F	ZHANG Ziyu	10 DEC 1990				X	X	X	X
<b>BAN</b>	<b>Bangladesh</b>								
M	AHMED Md. Javed	25 FEB 1998	X		X				
M	BILLAH Khandoker Al	1 DEC 1978	X	X	X				
M	CHOWDHURY Manash	21 JUL 1976	X	X	X				
<b>BAR</b>	<b>Barbados</b>								
M	DOWELL Mark-Anthony	23 JUN 1982	X		X				X
M	FARLEY Kevin	7 JAN 1986	X	X	X				X
M	FARLEY Trevor	1 JUL 1973	X	X	X				X
F	FELIX Sherrice	2 NOV 1988				X	X	X	X
F	HARVEY Krystle	24 OCT 1984				X	X	X	X
F	RILEY Anthonette	20 APR 1998				X		X	X
<b>BIZ</b>	<b>Belize</b>								
M	TUN Tyrone	2 JAN 1986	X						
<b>BOT</b>	<b>Botswana</b>								
M	MATLHATSI Thobo	4 JUL 1984	X						X
F	BUTALE Boitshwarelo	17 DEC 1983				X	X		X
F	REBATENNE MT	27 JAN 1987				X	X		
<b>CAN</b>	<b>Canada</b>								
M	HO Andre	11 APR 1992	X	X	X				X
M	THERIAULT Pierre-Luc	25 OCT 1993	X	X	X				X
M	WANG Eugene	13 NOV 1985	X		X				X
F	GUO Betty	2 SEP 1997				X		X	X
F	LUO Anqi	26 AUG 1996				X	X	X	X
F	ZHANG Mo	17 JAN 1989				X	X	X	X

### LEGEND

<b>F</b>	Female	<b>M</b>	Male	<b>MD</b>	Men's Doubles
<b>MS</b>	Men's Singles	<b>MT</b>	Men's Team	<b>WD</b>	Women's Doubles
<b>WS</b>	Women's Singles	<b>WT</b>	Women's Team	<b>XD</b>	Mixed Doubles



CGA/ Gender	Name	Date of Birth	Event Participation							
			MS	MD	MT	WS	WD	WT	XD	
<b>CYP</b>	<b>Cyprus</b>									
M	YIANGOU Marios	10 AUG 1991	X							
<b>DMA</b>	<b>Dominica</b>									
M	DYER Marlon	14 SEP 1983	X	X						
M	TAYLOR Dane	26 DEC 1991	X	X						X
F	DOVER Larrysa	7 SEP 1991				X				X
<b>ENG</b>	<b>England</b>									
M	BAGGALEY Andrew	26 FEB 1983	X		X					
M	DRINKHALL Paul	16 JAN 1990	X	X	X					X
M	PITCHFORD Liam	12 JUL 1993	X	X	X					X
M	REED Danny	5 DEC 1989		X	X					X
M	WALKER Sam	7 MAY 1995		X	X					X
F	DRINKHALL Joanna	10 JUN 1987				X	X	X		X
F	HICKS Hannah	29 APR 1991						X		
F	HO Tin-Tin	3 SEP 1998				X	X	X		X
F	le FEVRE Karina	17 JUL 1993					X	X		X
F	SIBLEY Kelly	21 MAY 1988				X	X	X		X
<b>GGY</b>	<b>Guernsey</b>									
F	LOVERIDGE Alice	6 JUL 1994				X	X			
F	MORGAN Dawn	18 MAY 1964				X	X			
<b>GHA</b>	<b>Ghana</b>									
M	ABREFA Derek	15 FEB 1992	X	X	X					X
M	AKAYADE Samuel	25 APR 1994		X	X					X
M	COMMEY Emmanuel	10 MAR 1994	X	X	X					X
M	LARTEY Felix	16 JUN 1991	X	X	X					X
M	SAM Bernard	2 MAY 1988			X					
F	ADOM AMANKWAA Mareen	18 NOV 1997							X	
F	ANNOR Lynda	2 JAN 1988				X	X	X		X
F	BAAH-DANSO Celia	24 JUN 1992				X	X	X		X
F	BORQUAYE Bernice	26 SEP 1992					X	X		X
F	KWABI Cynthia	30 JUL 1993				X	X	X		X

**LEGEND**

<b>F</b>	Female	<b>M</b>	Male	<b>MD</b>	Men's Doubles
<b>MS</b>	Men's Singles	<b>MT</b>	Men's Team	<b>WD</b>	Women's Doubles
<b>WS</b>	Women's Singles	<b>WT</b>	Women's Team	<b>XD</b>	Mixed Doubles





CGA/ Gender	Name	Date of Birth	Event Participation						
			MS	MD	MT	WS	WD	WT	XD
<b>GUY</b>	<b>Guyana</b>								
M	BRITTON Shamar	13 JUL 1998		X	X				X
M	DAVID Paul	19 DEC 1975	X	X	X				X
M	FRANKLIN Christopher	18 NOV 1984	X	X	X				X
M	LEWIS Idi	4 NOV 1978	X	X	X				X
F	BLAKE Jody-Ann	27 JAN 1986					X	X	X
F	CUMMINGS Natalie	13 APR 1989				X	X	X	X
F	EDGHILL Chelsea	6 JUL 1997				X	X	X	X
F	LOWE Trenace	3 OCT 1991				X	X	X	X
<b>IND</b>	<b>India</b>								
M	ACHANTA Sharath Kamal	12 JUL 1982	X	X	X				X
M	ANTHONY ARPUTHARAJ	24 JAN 1986		X	X				X
M	DESAI Harmeet Rajul	19 JUL 1993	X	X	X				
M	GHOSH Soumyajit	10 MAY 1993	X	X	X				X
M	SHETTY Sanil Shankar	16 AUG 1989			X				X
F	BATRA Manika	15 JUN 1995				X		X	X
F	DAS Ankita	17 JUL 1993					X	X	
F	GHATAK Poulomi	3 JAN 1983					X	X	X
F	KUMARESAN Shamini	20 FEB 1988				X	X	X	X
F	PATKAR Madhurika Suhas	10 APR 1987				X	X	X	X
<b>JAM</b>	<b>Jamaica</b>								
M	MARSH Christopher	21 JUN 1976		X	X				X
M	PARHAM Dale	28 JUN 1981	X	X	X				X
M	TOMLINSON Simon	14 SEP 1991	X	X	X				X
M	WATSON Kane	14 AUG 1987	X	X	X				X
F	CARNEY Kaydian	22 NOV 1979				X	X	X	X
F	CLARE Shenique	22 JAN 1989				X	X	X	X
F	FOSTER Yvonne	22 MAR 1993				X	X	X	X
F	LEWIS Dadian	21 DEC 2000					X	X	X
<b>JEY</b>	<b>Jersey</b>								
M	BAND Josh	2 AUG 1993	X	X					X
M	GASCOYNE Craig	29 JAN 1983	X	X					
F	le MAISTRE Kelsey	29 SEP 1995				X			X

**LEGEND**

<b>F</b>	Female	<b>M</b>	Male	<b>MD</b>	Men's Doubles
<b>MS</b>	Men's Singles	<b>MT</b>	Men's Team	<b>WD</b>	Women's Doubles
<b>WS</b>	Women's Singles	<b>WT</b>	Women's Team	<b>XD</b>	Mixed Doubles



CGA/ Gender	Name	Date of Birth	Event Participation						
			MS	MD	MT	WS	WD	WT	XD
<b>KEN</b>	<b>Kenya</b>								
	M MUTURI Peter	8 JAN 1997	X		X				X
	M OTIENO Michael Owuor	13 MAY 1995	X	X	X				X
	M RINGUI Anthony Mathenge	25 DEC 1970	X	X	X				X
	F NJANI Della Mgenya	16 APR 1994				X		X	X
	F SHAH Jinita Azad Kumar	29 JUN 1983				X		X	X
	F THAKKAR Sejal Dipan	5 MAY 1975				X		X	X
<b>KIR</b>	<b>Kiribati</b>								
	M BEIA Teitua	25 JUL 1997	X		X				
	M FREDDY Choy	17 OCT 1987	X	X	X				
	M TETABO Katirakei	13 JUL 1996	X	X	X				
<b>LCA</b>	<b>Saint Lucia</b>								
	M ALBERT Adrian	26 JUL 1981		X	X				
	M FERDINAND Omarie	19 DEC 1993	X	X	X				
	M PIERRE Jedaiah	4 JUL 1992	X	X	X				
	M WELLS Chris	25 DEC 1977		X	X				
<b>LES</b>	<b>Lesotho</b>								
	M MOTHIBI Khethang	13 APR 1993	X						X
	F MOKEKI Nthabeleng	6 JUN 1994				X			X
<b>MAS</b>	<b>Malaysia</b>								
	M CHEE FENG Leong	25 FEB 1998	X	X	X				X
	M DUNLEY Foo	14 JUL 1996		X	X				X
	M IBRAHIM Muhd Shakirin	22 OCT 1985	X	X	X				X
	M MUHAMAD RIZAL MAH	11 JUN 1994	X	X	X				X
	F LEE WEI Beh	12 APR 1983				X	X	X	X
	F ROU YOU Lee	1 APR 1995					X	X	X
	F SOCK KHIM Ng	26 FEB 1984				X	X	X	X
	F YING Ho	9 MAY 1995				X	X	X	X
<b>MAW</b>	<b>Malawi</b>								
	M HARA Stewart	5 MAR 1988	X	X					
	M SOMBA Abel	20 FEB 1991	X	X					

**LEGEND**

<b>F</b>	Female	<b>M</b>	Male	<b>MD</b>	Men's Doubles
<b>MS</b>	Men's Singles	<b>MT</b>	Men's Team	<b>WD</b>	Women's Doubles
<b>WS</b>	Women's Singles	<b>WT</b>	Women's Team	<b>XD</b>	Mixed Doubles



CGA/ Gender	Name	Date of Birth	Event Participation						
			MS	MD	MT	WS	WD	WT	XD
<b>MDV</b>	<b>Maldives</b>								
M	ADAM ZAHIR Mohamed	21 APR 1997	X						X
M	AHMED Moosa	10 JUL 1987	X	X					X
M	NASEEM Mohamed	6 JUN 1997	X	X					X
F	JUMANA NIMAL Fathimath	24 JAN 1987				X	X		X
F	MOHAMED Mueena	22 MAY 1982				X	X		X
F	SHAREEF Aminath	27 MAY 1994				X			X
<b>MRI</b>	<b>Mauritius</b>								
M	CHAN YOOK FO Billy	26 OCT 1990	X		X				X
M	CHAN YOOK FO Brian	10 MAY 1989	X	X	X				X
M	YOGARAJAH Akhilen	20 MAR 1995	X	X	X				X
F	CHOWREE Isabelle	8 MAR 1996				X	X	X	X
F	GUKHOOL Widaad	2 JAN 1994				X	X	X	X
F	WONG YUEN KWONG Deborah	22 JUN 1993				X		X	X
<b>NGR</b>	<b>Nigeria</b>								
M	ABIODUN Bode	10 SEP 1980	X		X				
M	ARUNA Quadri	9 AUG 1988	X	X	X				X
M	OGIDIOLU Jide	16 DEC 1989			X				
M	ONAOAPO Ojo	7 NOV 1994			X				
M	TORIOLA Segun	18 SEP 1974	X	X	X				
F	AKPAN Cecilia	13 JUN 1986				X	X	X	X
F	EDEM Offiong	31 DEC 1986				X		X	
F	OGUNDELE Ganiat	14 MAY 1986				X		X	
F	OGUNDELE Rashidat	24 DEC 1989						X	
F	OSHONAIKE Olufunke	28 OCT 1975					X	X	
<b>NIR</b>	<b>Northern Ireland</b>								
M	GRAHAM Peter	14 AUG 1987	X		X				X
M	McCREERY Paul	14 MAY 1992	X	X	X				X
M	ROBINSON Ashley	24 NOV 1993	X	X	X				X
F	GIVAN Ashley	23 AUG 1995				X	X	X	X
F	LUDLOW Emma	3 OCT 1996				X	X	X	X
F	LYNCH-DAWSON Hannah	13 OCT 1997					X	X	X
F	MOGEY Amanda	10 JAN 1986				X	X	X	

**LEGEND**

<b>F</b>	Female	<b>M</b>	Male	<b>MD</b>	Men's Doubles
<b>MS</b>	Men's Singles	<b>MT</b>	Men's Team	<b>WD</b>	Women's Doubles
<b>WS</b>	Women's Singles	<b>WT</b>	Women's Team	<b>XD</b>	Mixed Doubles



CGA/ Gender	Name	Date of Birth	Event Participation							
			MS	MD	MT	WS	WD	WT	XD	
<b>NZL</b>	<b>New Zealand</b>									
M	CORDUE John	30 SEP 1983	X	X	X					X
M	JACKSON Peter	22 OCT 1964		X	X					X
M	LAUGESEN Shane	22 APR 1975			X					
M	LIU Tengteng	16 JAN 1993	X	X	X					X
M	XIAO Phillip	5 JAN 1991	X	X	X					X
F	HUNG Jenny	23 MAR 1991					X	X		X
F	LI Chunli	28 FEB 1962				X	X	X		
F	LI Karen	19 SEP 1977				X	X	X		X
F	SUN Yang	6 FEB 1983						X		X
F	YANG Annie	23 JUL 1982				X	X	X		X
<b>PAK</b>	<b>Pakistan</b>									
M	KHURSHID Tabish	17 JUN 1995	X	X						X
M	RAMEEZ Muhammad	19 MAR 1996	X	X						X
F	BABAR Farwa	13 JUN 1994				X	X			X
F	SHEIKH Abeera	9 JAN 1995				X	X			X
<b>PNG</b>	<b>Papua New Guinea</b>									
M	FRANK Hila	16 JUN 1979			X					X
M	LOI David	15 JAN 1995	X	X	X					X
M	LOI Geoffrey	15 APR 2000	X	X	X					
M	MEA Boe	2 SEP 1992		X	X					X
M	SEPA SIMOI Gasika	10 APR 1993	X	X	X					X
F	CHRIS Idau	5 MAY 1992				X	X	X		X
F	LOHIA Geru	9 FEB 2000					X	X		X
F	LOI Maryanne	20 JUN 1990				X	X	X		X
F	LOI Samantha	22 NOV 1991				X		X		X
F	TONGIA Eileen	24 SEP 1997					X	X		
<b>SCO</b>	<b>Scotland</b>									
M	CAMERON Niall	19 DEC 1979		X	X					X
M	DOHERTY Sean	24 DEC 1992	X	X	X					X
M	HOWIESON Craig	17 FEB 1990	X	X	X					
M	RUMGAY Gavin	27 AUG 1984	X	X	X					
F	EDWARDS Gillian	23 MAY 1983				X		X		X
F	FLAWS Lynda	6 APR 1993				X	X	X		
F	WHITAKER Corinna	6 JUL 1990				X	X	X		X

**LEGEND**

<b>F</b>	Female	<b>M</b>	Male	<b>MD</b>	Men's Doubles
<b>MS</b>	Men's Singles	<b>MT</b>	Men's Team	<b>WD</b>	Women's Doubles
<b>WS</b>	Women's Singles	<b>WT</b>	Women's Team	<b>XD</b>	Mixed Doubles



CGA/ Gender	Name	Date of Birth	Event Participation							
			MS	MD	MT	WS	WD	WT	XD	
<b>SEY</b>	<b>Seychelles</b>									
	M ESTHER Nicholas	21 APR 1999	X	X	X					X
	M LAURENCE Dario	24 DEC 1995	X		X					
	M SULTAN Godfrey	8 APR 1985	X	X	X					X
	F BENSTRONG Anniesa	1 FEB 1991				X	X			X
	F SINON Laura	27 OCT 1995				X	X			X
<b>SIN</b>	<b>Singapore</b>									
	M CHEW Clarence	27 DEC 1995			X					X
	M GAO Ning	11 OCT 1982	X	X	X					X
	M LI Hu	26 JUN 1988	X	X	X					X
	M YANG Zi	19 JUN 1984		X	X					
	M ZHAN Jian	30 JAN 1982	X	X	X					X
	F FENG Tianwei	31 AUG 1986				X	X	X		X
	F LI Isabelle	28 AUG 1994						X		X
	F LIN Ye	1 FEB 1996				X	X	X		X
	F YU Mengyu	18 AUG 1989				X	X	X		X
	F ZHOU Yihan	30 JAN 1994					X	X		
<b>SKN</b>	<b>Saint Kitts and Nevis</b>									
	M FREEMAN Andre	21 JUN 1994	X	X						X
	M LAKE Calvin	4 MAR 1972	X	X						
	F FREEMAN Angelisa	27 JUN 1995				X				X
<b>SLE</b>	<b>Sierra Leone</b>									
	M MORRIS Samuel	5 APR 1980	X							X
	F GRANT Stella	11 SEP 1986				X				X
<b>SOL</b>	<b>Solomon Islands</b>									
	M DOROVOLOMO Rob	6 JUL 1996	X							
<b>SRI</b>	<b>Sri Lanka</b>									
	M DESHAPPRIYA Dinesh	21 SEP 1984	X	X	X					X
	M JAYASINGHE Nirmala	25 MAR 1983		X	X					X
	M RANASINGHA Udaya	7 OCT 1998	X	X	X					X
	M SIRISENA Rohan	1 JAN 1982	X	X	X					X
	F FERNANDO Chamathsara	13 FEB 1999					X	X		X
	F MADURANGI Ishara	27 MAY 1990				X	X	X		X
	F PIUMILA Hansani	23 MAY 2000				X	X	X		X
	F WARUSAWITHANA Erandi	6 JAN 1995				X	X	X		X

LEGEND			
<b>F</b>	Female	<b>M</b>	Male
<b>MS</b>	Men's Singles	<b>MT</b>	Men's Team
<b>WS</b>	Women's Singles	<b>WT</b>	Women's Team
		<b>MD</b>	Men's Doubles
		<b>WD</b>	Women's Doubles
		<b>XD</b>	Mixed Doubles



CGA/ Gender	Name	Date of Birth	Event Participation							
			MS	MD	MT	WS	WD	WT	XD	
<b>SVG</b>	<b>St Vincent and the Grenadines</b>									
	M de SHONG Javier	13 AUG 1996	X	X						
	M GAYMES JR Kavir	31 OCT 1993	X	X						
	M SPENCER Romano	5 JAN 1989	X	X						X
	M STANLEY Sean	16 JUN 1968		X						
	F VELOX Unica	11 AUG 1983				X				X
<b>TAN</b>	<b>United Republic of Tanzania</b>									
	M MTALASO Masoud Issa	21 AUG 1990	X		X					
	M MUNGILWA Yahya Hassan	20 DEC 1976	X		X					
	M TUMAINI Amoni Amaniel	24 OCT 1994	X		X					
	F MOHAMED Mwamvita Abdu	5 MAR 1988				X			X	
	F MWAISYULA Neema Dennis	1 AUG 1991				X			X	
	F NGODOKI Agnes Wiron	15 FEB 1976				X			X	
<b>TTO</b>	<b>Trinidad and Tobago</b>									
	M DOOKRAM Yuvraaj	27 NOV 1989		X	X					X
	M HUMPHREYS Curtis	1 NOV 1984	X	X	X					X
	M ST. LOUIS Dexter	21 MAR 1968	X	X	X					X
	M WILSON Aaron	26 SEP 1998	X	X	X					X
	F CHUNG Rheann	27 MAR 1985				X	X	X	X	X
	F EDWARDS Aleena	1 FEB 1980				X	X	X	X	X
	F QUASHIE Ashley	4 SEP 1992				X	X	X	X	X
	F SPICER Catherine	3 FEB 1995					X	X	X	X
<b>TUV</b>	<b>Tuvalu</b>									
	M RESTURE Alan	18 DEC 1968	X							X
	F RESTURE Kaimalie	12 JUL 1995				X				X
<b>UGA</b>	<b>Uganda</b>									
	M CHELIBE Gilton	6 JUL 1997	X		X					
	M MAFABI Kevin Evans	16 MAY 1986	X	X	X					X
	M MUTAMBUZE Paul Moody	11 NOV 1964	X	X	X					X
	F LUKAAYA Amina	24 MAY 1988				X	X			X
	F NATUNGA Ludia Magandlen	1 AUG 1995				X	X			X

**LEGEND**

<b>F</b>	Female	<b>M</b>	Male	<b>MD</b>	Men's Doubles
<b>MS</b>	Men's Singles	<b>MT</b>	Men's Team	<b>WD</b>	Women's Doubles
<b>WS</b>	Women's Singles	<b>WT</b>	Women's Team	<b>XD</b>	Mixed Doubles



CGA/ Gender	Name	Date of Birth	Event Participation							
			MS	MD	MT	WS	WD	WT	XD	
<b>VAN</b>	<b>Vanuatu</b>									
M	LIN Alan	27 NOV 1999	X	X	X					X
M	LULU Ham	7 JUN 1988	X	X	X					X
M	SAUL Samuel	24 JUN 1998		X	X					X
M	SHING Yoshua	20 JUN 1993	X	X	X					X
F	ABEL Roanna	2 MAY 1998					X	X		X
F	ABEL Rosanna	2 MAY 1998				X	X	X		X
F	LULU Anolyn	3 JAN 1979				X	X	X		X
F	MATARIKI Pareina	13 FEB 1992				X	X	X		X
<b>WAL</b>	<b>Wales</b>									
M	EDWARDS Conor	2 JUL 1996		X	X					X
M	JENKINS Ryan	20 NOV 1978	X	X	X					X
M	JENKINS Stephen	8 JUN 1982	X	X	X					X
M	O'CONNELL Daniel	5 MAR 1993	X	X	X					X
F	CAREY Charlotte	11 JUN 1996				X	X	X		X
F	OWEN Naomi	3 JUN 1988				X	X	X		X
F	PHILLIPS Angharad	15 MAR 1994					X	X		X
F	PHILLIPS Megan	15 MAR 1994				X		X		X
F	THOMAS Chloe	23 APR 1994					X	X		X
<b>ZAM</b>	<b>Zambia</b>									
M	KALALUKA Simasiku	6 SEP 1977	X	X	X					
M	KASANDA Noel	25 DEC 1990	X		X					
M	NG'ANDU Friday	19 SEP 1986	X	X	X					

**LEGEND**

<b>F</b>	Female	<b>M</b>	Male	<b>MD</b>	Men's Doubles
<b>MS</b>	Men's Singles	<b>MT</b>	Men's Team	<b>WD</b>	Women's Doubles
<b>WS</b>	Women's Singles	<b>WT</b>	Women's Team	<b>XD</b>	Mixed Doubles



## Entry List by Event

As of WED 30 JUL 2014

CGA	Name	Date of Birth
AUS - Australia	HENZELL William	23 MAR 1982
	POWELL David	8 APR 1991
	TOWNSEND Kane	13 APR 1993
BAN - Bangladesh	AHMED Javed	25 FEB 1998
	BILLAH Mahmub	1 DEC 1978
	CHOWDHURY Manash	21 JUL 1976
BAR - Barbados	DOWELL Mark-Anthony	23 JUN 1982
	FARLEY Kevin	7 JAN 1986
	FARLEY Trevor	1 JUL 1973
BIZ - Belize	TUN Tyrone	2 JAN 1986
BOT - Botswana	MATLHATSI Thobo	4 JUL 1984
CAN - Canada	HO Andre	11 APR 1992
	THERIAULT Pierre-Luc	25 OCT 1993
	WANG Zhen Eugene	13 NOV 1985
CYP - Cyprus	YIANGOU Marios	10 AUG 1991
DMA - Dominica	DYER Marlon	14 SEP 1983
	TAYLOR Dane	26 DEC 1991
ENG - England	BAGGALEY Andrew	26 FEB 1983
	DRINKHALL Paul	16 JAN 1990
	PITCHFORD Liam	12 JUL 1993
GHA - Ghana	ABREFA Derek	15 FEB 1992
	COMMEY Emmanuel	10 MAR 1994
	LARTEY Felix	16 JUN 1991
GUY - Guyana	DAVID Paul	19 DEC 1975
	FRANKLIN Christopher	18 NOV 1984
	LEWIS Idi	4 NOV 1978
IND - India	ACHANTA Sharath Kamal	12 JUL 1982
	DESAI Harmeet Rajul	19 JUL 1993
	GHOSH Soumyajit	10 MAY 1993





CGA	Name	Date of Birth
JAM - Jamaica	MARSH Christopher	21 JUN 1976
	TOMLINSON Simon	14 SEP 1991
	WATSON Kane	14 AUG 1987
JEY - Jersey	BAND Josh	2 AUG 1993
	GASCOYNE Craig	29 JAN 1983
KEN - Kenya	MUTURI Peter	8 JAN 1997
	OTIENO Michael Owuor	13 MAY 1995
	RINGUI Anthony Mathenge	25 DEC 1970
KIR - Kiribati	BEIA Teitua	25 JUL 1997
	FREDDY Choy	17 OCT 1987
	TETABO Katirakei	13 JUL 1996
LCA - Saint Lucia	FERDINAND Omarie	19 DEC 1993
	PIERRE Jedaiah	4 JUL 1992
LES - Lesotho	MOTHIBI Khethang	13 APR 1993
MAS - Malaysia	CHEE FENG Leong	25 FEB 1998
	IBRAHIM Muhd Shakirin	22 OCT 1985
	MUHAMAD RIZAL Muhamad Ashraf Haiqal	11 JUN 1994
MAW - Malawi	HARA Stewart	5 MAR 1988
	SOMBA Abel	20 FEB 1991
MDV - Maldives	ADAM ZAHIR Mohamed	21 APR 1997
	AHMED Moosa	10 JUL 1987
	NASEEM Mohamed	6 JUN 1997
MRI - Mauritius	CHAN YOOK FO Billy	26 OCT 1990
	CHAN YOOK FO Brian	10 MAY 1989
	YOGARAJAH Akhilen	20 MAR 1995
NGR - Nigeria	ABIODUN Bode	10 SEP 1980
	ARUNA Quadri	9 AUG 1988
	TORIOLA Segun	18 SEP 1974



<b>CGA</b>	<b>Name</b>	<b>Date of Birth</b>
NIR - Northern Ireland	GRAHAM Peter	14 AUG 1987
	McCREERY Paul	14 MAY 1992
	ROBINSON Ashley	24 NOV 1993
NZL - New Zealand	CORDUE John	30 SEP 1983
	LIU Tengteng	16 JAN 1993
	XIAO Phillip	5 JAN 1991
PAK - Pakistan	KHURSHID Tabish	17 JUN 1995
	RAMEEZ Muhammad	19 MAR 1996
PNG - Papua New Guinea	LOI David	15 JAN 1995
	LOI Geoffrey	15 APR 2000
	SEPA SIMOI Gasika	10 APR 1993
SCO - Scotland	DOHERTY Sean	24 DEC 1992
	HOWIESON Craig	17 FEB 1990
	RUMGAY Gavin	27 AUG 1984
SEY - Seychelles	ESTHER Nicholas	21 APR 1999
	LAURENCE Dario	24 DEC 1995
	SULTAN Godfrey	8 APR 1985
SIN - Singapore	GAO Ning	11 OCT 1982
	LI Hu	26 JUN 1988
	ZHAN Jian	30 JAN 1982
SKN - Saint Kitts and Nevis	FREEMAN Andre	21 JUN 1994
	LAKE Calvin	4 MAR 1972
SLE - Sierra Leone	MORRIS Samuel	5 APR 1980
SOL - Solomon Islands	DOROVOLOMO Rob	6 JUL 1996
SRI - Sri Lanka	DESHAPPRIYA Dinesh	21 SEP 1984
	RANASINGHA Udaya	7 OCT 1998
	SIRISENA Rohan	1 JAN 1982
SVG - St Vincent and the Grenadines	de SHONG Javier	13 AUG 1996
	GAYMES JR Kavir	31 OCT 1993
	SPENCER Romano	5 JAN 1989



<b>CGA</b>	<b>Name</b>	<b>Date of Birth</b>
TAN - United Republic of Tanzania	MTALASO Masoud Issa	21 AUG 1990
	MUNGILWA Yahya Hassan	20 DEC 1976
	TUMAINI Amoni Amanuel	24 OCT 1994
TTO - Trinidad and Tobago	HUMPHREYS Curtis	1 NOV 1984
	ST. LOUIS Dexter	21 MAR 1968
	WILSON Aaron	26 SEP 1998
TUV - Tuvalu	RESTURE Alan	18 DEC 1968
UGA - Uganda	CHELIBE Gilton	6 JUL 1997
	MAFABI Kevin Evans	16 MAY 1986
	MUTAMBUZE Paul Moody	11 NOV 1964
VAN - Vanuatu	LIN Alan	27 NOV 1999
	LULU Ham	7 JUN 1988
	SHING Yoshua	20 JUN 1993
WAL - Wales	JENKINS Ryan	20 NOV 1978
	JENKINS Stephen	8 JUN 1982
	O'CONNELL Daniel	5 MAR 1993
ZAM - Zambia	KALALUKA Simasiku	6 SEP 1977
	KASANDA Noel	25 DEC 1990
	NG'ANDU Friday	19 SEP 1986

**NOTES**

All changes are available in INFO



### Draw

#### GROUP 1

Rk	Name	CGA	HO A	SPENCER R	LOI D	Match Points
1	HO Andre	CAN		<b>4:0</b> (11:1, 11:4, 11:3, 11:3)	<b>4:0</b> (11:1, 11:1, 11:1, 11:4)	4
2	SPENCER Romano	SVG	<b>0:4</b> (1:11, 4:11, 3:11, 3:11)		<b>4:1</b> (13:11, 11:13, 11:9, 11:7, 11:8)	3
3	LOI David	PNG	<b>0:4</b> (1:11, 1:11, 1:11, 4:11)	<b>1:4</b> (11:13, 13:11, 9:11, 7:11, 8:11)		2

#### GROUP 2

Rk	Name	CGA	THERIAULT PL	CHELIBE G	LIN A	Match Points
1	THERIAULT Pierre-Luc	CAN		<b>4:0</b> (11:8, 11:5, 11:4, 11:2)	<b>4:0</b> (11:1, 11:4, 11:6, 11:6)	4
2	CHELIBE Gilton	UGA	<b>0:4</b> (8:11, 5:11, 4:11, 2:11)		<b>4:0</b> (11:9, 11:8, 11:2, 14:12)	3
3	LIN Alan	VAN	<b>0:4</b> (1:11, 4:11, 6:11, 6:11)	<b>0:4</b> (9:11, 8:11, 2:11, 12:14)		2

#### GROUP 3

Rk	Name	CGA	ST. LOUIS D	FARLEY K	OTIENO MO	Match Points
1	ST. LOUIS Dexter	TTO		<b>4:2</b> (18:16, 7:11, 8:11, 12:10, 11:8, 11:8)	<b>4:0</b> (11:4, 11:1, 11:3, 11:6)	4
2	FARLEY Kevin	BAR	<b>2:4</b> (16:18, 11:7, 11:8, 10:12, 8:11, 8:11)		<b>4:0</b> (11:3, 11:9, 11:2, 11:9)	3
3	OTIENO Michael Owuor	KEN	<b>0:4</b> (4:11, 1:11, 3:11, 6:11)	<b>0:4</b> (3:11, 9:11, 2:11, 9:11)		2

#### GROUP 4

Rk	Name	CGA	YIANGOU M	BILLAH M	KALALUKA S	Match Points
1	YIANGOU Marios	CYP		<b>4:0</b> (11:8, 11:5, 11:8, 11:4)	<b>4:0</b> (11:6, 11:3, 11:2, 11:1)	4
2	BILLAH Mahmub	BAN	<b>0:4</b> (8:11, 5:11, 8:11, 4:11)		<b>4:3</b> (9:11, 11:5, 8:11, 11:3, 11:8, 8:11, 11:3)	3
3	KALALUKA Simasiku	ZAM	<b>0:4</b> (6:11, 3:11, 2:11, 1:11)	<b>3:4</b> (11:9, 5:11, 11:8, 3:11, 8:11, 11:8, 3:11)		2

#### GROUP 5

Rk	Name	CGA	POWELL D	MUTURI P	MATLHATSI T	Match Points
1	POWELL David	AUS		<b>4:0</b> (11:4, 11:9, 11:8, 11:5)	<b>4:0</b> (11:3, 11:4, 11:2, 11:1)	4
2	MUTURI Peter	KEN	<b>0:4</b> (4:11, 9:11, 8:11, 5:11)		<b>4:0</b> (12:10, 11:7, 11:6, 11:7)	3
3	MATLHATSI Thobo	BOT	<b>0:4</b> (3:11, 4:11, 2:11, 1:11)	<b>0:4</b> (10:12, 7:11, 6:11, 7:11)		2



Draw

GROUP 6

Rk	Name	CGA	SHAKIRIN	FRANKLIN C	GASCOYNE C	Match Points
1	IBRAHIM Muhd Shakirin	MAS		<b>4:0</b> (11:9, 11:9, 11:3, 11:9)	<b>4:1</b> (11:6, 11:9, 9:11, 11:9, 11:4)	4
2	FRANKLIN Christopher	GUY	<b>0:4</b> (9:11, 9:11, 3:11, 9:11)		<b>4:1</b> (12:10, 12:10, 7:11, 11:5, 11:6)	3
3	GASCOYNE Craig	JEY	<b>1:4</b> (6:11, 9:11, 11:9, 9:11, 4:11)	<b>1:4</b> (10:12, 10:12, 11:7, 5:11, 6:11)		2

GROUP 7

Rk	Name	CGA	LIU T	NASEEM M	SEPA SIMOI G	Match Points
1	LIU Tengeng	NZL		<b>4:0</b> (11:2, 11:6, 11:5, 11:3)	<b>4:0</b> (11:3, 11:2, 11:1, 11:4)	4
2	NASEEM Mohamed	MDV	<b>0:4</b> (2:11, 6:11, 5:11, 3:11)		<b>4:0</b> (11:3, 11:5, 11:3, 12:10)	3
3	SEPA SIMOI Gasika	PNG	<b>0:4</b> (3:11, 2:11, 1:11, 4:11)	<b>0:4</b> (3:11, 5:11, 3:11, 10:12)		2

GROUP 8

Rk	Name	CGA	XIAO P	MAFABI KE	KASANDA N	Match Points
1	XIAO Phillip	NZL		<b>4:2</b> (9:11, 11:5, 11:7, 13:15, 11:6, 11:5)	<b>4:0</b> (11:3, 11:5, 11:4, 11:3)	4
2	MAFABI Kevin Evans	UGA	<b>2:4</b> (11:9, 5:11, 7:11, 15:13, 6:11, 5:11)		<b>4:0</b> (15:13, 11:8, 11:3, 11:9)	3
3	KASANDA Noel	ZAM	<b>0:4</b> (3:11, 5:11, 4:11, 3:11)	<b>0:4</b> (13:15, 8:11, 3:11, 9:11)		2

GROUP 9

Rk	Name	CGA	McCREERY P	MOTHIBI K	TUN T	Match Points
1	McCREERY Paul	NIR		<b>4:0</b> (11:2, 11:4, 11:2, 11:4)	<b>4:0</b> (11:1, 11:4, 11:3, 11:1)	4
2	MOTHIBI Khethang	LES	<b>0:4</b> (2:11, 4:11, 2:11, 4:11)		<b>4:0</b> (11:7, 11:8, 13:11, 12:10)	3
3	TUN Tyrone	BIZ	<b>0:4</b> (1:11, 4:11, 3:11, 1:11)	<b>0:4</b> (7:11, 8:11, 11:13, 10:12)		2

GROUP 10

Rk	Name	CGA	HOWIESON C	DOROVOLOMO R	FREEMAN A	Match Points
1	HOWIESON Craig	SCO		<b>4:0</b> (11:4, 11:3, 11:2, 11:2)	<b>4:0</b> (11:4, 11:2, 11:2, 11:1)	4
2	DOROVOLOMO Rob	SOL	<b>0:4</b> (4:11, 3:11, 2:11, 2:11)		<b>4:1</b> (11:7, 11:9, 7:11, 12:10, 12:10)	3
3	FREEMAN Andre	SKN	<b>0:4</b> (4:11, 2:11, 2:11, 1:11)	<b>1:4</b> (7:11, 9:11, 11:7, 10:12, 10:12)		2



### Draw

#### GROUP 11

Rk	Name	CGA	LEONG C F	BAND J	TETABO K	Match Points
1	CHEE FENG Leong	MAS		<b>4:0</b> (11:4, 16:14, 11:3, 11:6)	<b>4:0</b> (11:4, 11:3, 11:4, 11:1)	4
2	BAND Josh	JEY	<b>0:4</b> (4:11, 14:16, 3:11, 6:11)		<b>4:1</b> (11:4, 11:7, 7:11, 11:5, 11:8)	3
3	TETABO Katirakei	KIR	<b>0:4</b> (4:11, 3:11, 4:11, 1:11)	<b>1:4</b> (4:11, 7:11, 11:7, 5:11, 8:11)		2

#### GROUP 12

Rk	Name	CGA	SIRISENA R	LAKE C	DYER M	Match Points
1	SIRISENA Rohan	SRI		<b>4:0</b> (11:2, 11:2, 11:7, 11:5)	<b>4:0</b> (11:4, 11:8, 11:2, 11:2)	4
2	LAKE Calvin	SKN	<b>0:4</b> (2:11, 2:11, 7:11, 5:11)		<b>4:0</b> (11:3, 11:9, 11:8, 11:7)	3
3	DYER Marlon	DMA	<b>0:4</b> (4:11, 8:11, 2:11, 2:11)	<b>0:4</b> (3:11, 9:11, 8:11, 7:11)		2

#### GROUP 13

Rk	Name	CGA	JENKINS S	NG'ANDU F	HARA S	Match Points
1	JENKINS Stephen	WAL		<b>4:0</b> (11:7, 11:9, 11:2, 11:5)	<b>4:1</b> (11:5, 11:3, 11:3, 5:11, 11:7)	4
2	NG'ANDU Friday	ZAM	<b>0:4</b> (7:11, 9:11, 2:11, 5:11)		<b>4:0</b> (11:4, 11:6, 11:4, 11:8)	3
3	HARA Stewart	MAW	<b>1:4</b> (5:11, 3:11, 3:11, 11:5, 7:11)	<b>0:4</b> (4:11, 6:11, 4:11, 8:11)		2

#### GROUP 14

Rk	Name	CGA	ASHRAF	SULTAN G	DOWELL MA	Match Points
1	MUHAMAD RIZAL Muhamad Ashraf Haiqal	MAS		<b>4:0</b> (12:10, 11:3, 11:9, 11:5)	<b>4:0</b> (11:6, 11:7, 11:4, 11:5)	4
2	SULTAN Godfrey	SEY	<b>0:4</b> (10:12, 3:11, 9:11, 5:11)		<b>4:3</b> (6:11, 8:11, 5:11, 11:9, 13:11, 11:8, 11:8)	3
3	DOWELL Mark-Anthony	BAR	<b>0:4</b> (6:11, 7:11, 4:11, 5:11)	<b>3:4</b> (11:6, 11:8, 11:5, 9:11, 11:13, 8:11, 8:11)		2

#### GROUP 15

Rk	Name	CGA	TOWNSEND K	FARLEY T	MARSH C	Match Points
1	TOWNSEND Kane	AUS		<b>4:0</b> (12:10, 11:7, 11:7, 11:9)	<b>4:0</b> (11:7, 11:5, 11:4, 11:4)	4
2	FARLEY Trevor	BAR	<b>0:4</b> (10:12, 7:11, 7:11, 9:11)		<b>4:1</b> (11:7, 11:3, 16:14, 11:13, 11:6)	3
3	MARSH Christopher	JAM	<b>0:4</b> (7:11, 5:11, 4:11, 4:11)	<b>1:4</b> (7:11, 3:11, 14:16, 13:11, 6:11)		2



### Draw

#### GROUP 16

Rk	Name	CGA	ROBINSON A	RAMEEZ M	FERDINAND O	Match Points
1	ROBINSON Ashley	NIR		<b>4:1</b> (11:6, 11:4, 11:3, 9:11, 11:3)	<b>4:0</b> (11:1, 11:4, 11:3, 11:4)	4
2	RAMEEZ Muhammad	PAK	<b>1:4</b> (6:11, 4:11, 3:11, 11:9, 3:11)		<b>4:0</b> (11:7, 11:6, 11:6, 11:7)	3
3	FERDINAND Omarie	LCA	<b>0:4</b> (1:11, 4:11, 3:11, 4:11)	<b>0:4</b> (7:11, 6:11, 6:11, 7:11)		2

#### GROUP 17

Rk	Name	CGA	DESHAPPRIYA D	CORDUE J	LEWIS I	Match Points
1	DESHAPPRIYA Dinesh	SRI		<b>4:1</b> (7:11, 11:9, 11:9, 11:7, 11:7)	<b>4:1</b> (7:11, 12:10, 12:10, 11:8, 11:7)	4
2	CORDUE John	NZL	<b>1:4</b> (11:7, 9:11, 9:11, 7:11, 7:11)		<b>4:1</b> (9:11, 11:5, 11:8, 11:4, 14:12)	3
3	LEWIS Idi	GUY	<b>1:4</b> (11:7, 10:12, 10:12, 8:11, 7:11)	<b>1:4</b> (11:9, 5:11, 8:11, 4:11, 12:14)		2

#### GROUP 18

Rk	Name	CGA	DOHERTY S	TUMAINI AA	GAYMES JR K	Match Points
1	DOHERTY Sean	SCO		<b>4:0</b> (11:3, 11:5, 11:1, 11:9)	<b>4:0</b> (11:3, 11:5, 11:6, 11:4)	4
2	TUMAINI Amoni Amanuel	TAN	<b>0:4</b> (3:11, 5:11, 1:11, 9:11)		<b>4:1</b> (11:5, 11:4, 8:11, 13:11, 11:6)	3
3	GAYMES JR Kavir	SVG	<b>0:4</b> (3:11, 5:11, 6:11, 4:11)	<b>1:4</b> (5:11, 4:11, 11:8, 11:13, 6:11)		2

#### GROUP 19

Rk	Name	CGA	RANASINGHA U	LAURENCE D	BEIA T	Match Points
1	RANASINGHA Udaya	SRI		<b>4:0</b> (12:10, 11:2, 11:4, 11:6)	<b>4:0</b> (11:6, 11:8, 11:3, 11:6)	4
2	LAURENCE Dario	SEY	<b>0:4</b> (10:12, 2:11, 4:11, 6:11)		<b>4:0</b> (11:6, 11:5, 11:9, 11:8)	3
3	BEIA Teitua	KIR	<b>0:4</b> (6:11, 8:11, 3:11, 6:11)	<b>0:4</b> (6:11, 5:11, 9:11, 8:11)		2

#### GROUP 20

Rk	Name	CGA	CHOWDHURY M	MUTAMBUZE PM	RESTURE A	Match Points
1	CHOWDHURY Manash	BAN		<b>4:1</b> (11:9, 7:11, 11:3, 13:11, 11:8)	<b>4:0</b> (11:6, 11:5, 11:3, 11:1)	4
2	MUTAMBUZE Paul Moody	UGA	<b>1:4</b> (9:11, 11:7, 3:11, 11:13, 8:11)		<b>4:0</b> (11:1, 11:5, 11:4, 11:8)	3
3	RESTURE Alan	TUV	<b>0:4</b> (6:11, 5:11, 3:11, 1:11)	<b>0:4</b> (1:11, 5:11, 4:11, 8:11)		2



Draw

GROUP 21

Rk	Name	CGA	WATSON K	RINGUI AM	TAYLOR D	Match Points
1	WATSON Kane	JAM		<b>4:1</b> (7:11, 11:8, 14:12, 11:5, 11:6)	<b>4:0</b> (11:9, 11:2, 11:2, 11:7)	4
2	RINGUI Anthony Mathenge	KEN	<b>1:4</b> (11:7, 8:11, 12:14, 5:11, 6:11)		<b>4:0</b> (11:4, 11:8, 11:3, 11:5)	3
3	TAYLOR Dane	DMA	<b>0:4</b> (9:11, 2:11, 2:11, 7:11)	<b>0:4</b> (4:11, 8:11, 3:11, 5:11)		2

GROUP 22

Rk	Name	CGA	HUMPHREYS C	ESTHER N	MTALASO MI	Match Points
1	HUMPHREYS Curtis	TTO		<b>4:0</b> (11:8, 11:3, 11:2, 11:8)	<b>4:0</b> (11:5, 11:4, 11:4, 11:7)	4
2	ESTHER Nicholas	SEY	<b>0:4</b> (8:11, 3:11, 2:11, 8:11)		<b>4:1</b> (11:6, 11:7, 7:11, 11:3, 11:8)	3
3	MTALASO Masoud Issa	TAN	<b>0:4</b> (5:11, 4:11, 4:11, 7:11)	<b>1:4</b> (6:11, 7:11, 11:7, 3:11, 8:11)		2

GROUP 23

Rk	Name	CGA	LARTEY F	AHMED M	FREDDY C	Match Points
1	LARTEY Felix	GHA		<b>4:0</b> (11:4, 11:6, 11:8, 11:9)	<b>4:0</b> (11:9, 11:9, 11:6, 11:1)	4
2	AHMED Moosa	MDV	<b>0:4</b> (4:11, 6:11, 8:11, 9:11)		<b>4:2</b> (13:11, 11:5, 10:12, 11:8, 9:11, 11:6)	3
3	FREDDY Choy	KIR	<b>0:4</b> (9:11, 9:11, 6:11, 1:11)	<b>2:4</b> (11:13, 5:11, 12:10, 8:11, 11:9, 6:11)		2

GROUP 24

Rk	Name	CGA	DAVID P	SHING Y	LOI G	Match Points
1	DAVID Paul	GUY		<b>4:3</b> (9:11, 9:11, 7:11, 11:9, 11:5, 11:9, 11:8)	<b>4:0</b> (11:5, 11:1, 11:4, 11:6)	4
2	SHING Yoshua	VAN	<b>3:4</b> (11:9, 11:9, 11:7, 9:11, 5:11, 9:11, 8:11)		<b>4:0</b> (11:6, 11:3, 11:4, 11:3)	3
3	LOI Geoffrey	PNG	<b>0:4</b> (5:11, 1:11, 4:11, 6:11)	<b>0:4</b> (6:11, 3:11, 4:11, 3:11)		2

GROUP 25

Rk	Name	CGA	GRAHAM P	MORRIS S	PIERRE J	Match Points
1	GRAHAM Peter	NIR		<b>4:0</b> (11:5, 11:9, 11:5, 11:5)	<b>4:0</b> (11:0, 11:4, 11:6, 11:9)	4
2	MORRIS Samuel	SLE	<b>0:4</b> (5:11, 9:11, 5:11, 5:11)		<b>4:3</b> (5:11, 11:4, 11:9, 11:8, 10:12, 8:11, 11:5)	3
3	PIERRE Jedaiah	LCA	<b>0:4</b> (0:11, 4:11, 6:11, 9:11)	<b>3:4</b> (11:5, 4:11, 9:11, 8:11, 12:10, 11:8, 5:11)		2





Draw

GROUP 26

Rk	Name	CGA	TOMLINSON S	CHAN YOOK FO B	MUNGILWA YH	Match Points
1	TOMLINSON Simon	JAM		<b>4:0</b> (11:7, 12:10, 12:10, 11:7)	<b>4:1</b> (11:5, 4:11, 11:2, 11:4, 11:3)	4
2	CHAN YOOK FO Billy	MRI	<b>0:4</b> (7:11, 10:12, 10:12, 7:11)		<b>4:0</b> (11:4, 11:6, 11:6, 11:5)	3
3	MUNGILWA Yahya Hassan	TAN	<b>1:4</b> (5:11, 11:4, 2:11, 4:11, 3:11)	<b>0:4</b> (4:11, 6:11, 6:11, 5:11)		2

GROUP 27

Rk	Name	CGA	YOGARAJAH A	SOMBA A	de SHONG J	Match Points
1	YOGARAJAH Akhilen	MRI		<b>4:1</b> (11:1, 9:11, 11:1, 11:9, 11:2)	<b>4:0</b> (11:3, 11:5, 11:5, 11:3)	4
2	SOMBA Abel	MAW	<b>1:4</b> (1:11, 11:9, 1:11, 9:11, 2:11)		<b>4:0</b> (11:7, 12:10, 11:4, 11:5)	3
3	de SHONG Javier	SVG	<b>0:4</b> (3:11, 5:11, 5:11, 3:11)	<b>0:4</b> (7:11, 10:12, 4:11, 5:11)		2

GROUP 28

Rk	Name	CGA	COMMEY E	AHMED J	CHAN YOOK FO B	Match Points
1	COMMEY Emmanuel	GHA		<b>4:0</b> (11:5, 11:4, 12:10, 11:4)	<b>4:2</b> (7:11, 12:10, 7:11, 11:8, 13:11, 11:3)	4
2	AHMED Javed	BAN	<b>0:4</b> (5:11, 4:11, 10:12, 4:11)		<b>4:3</b> (5:11, 9:11, 11:9, 11:5, 11:13, 11:8, 14:12)	3
3	CHAN YOOK FO Brian	MRI	<b>2:4</b> (11:7, 10:12, 11:7, 8:11, 11:13, 3:11)	<b>3:4</b> (11:5, 11:9, 9:11, 5:11, 13:11, 8:11, 12:14)		2

GROUP 29

Rk	Name	CGA	ABREFA D	LULU H	ADAM ZAHIR M	Match Points
1	ABREFA Derek	GHA		<b>4:0</b> (11:9, 11:9, 11:3, 11:8)	<b>4:0</b> (11:7, 11:8, 11:6, 11:3)	4
2	LULU Ham	VAN	<b>0:4</b> (9:11, 9:11, 3:11, 8:11)		<b>4:0</b> (11:4, 11:9, 11:6, 11:3)	3
3	ADAM ZAHIR Mohamed	MDV	<b>0:4</b> (7:11, 8:11, 6:11, 3:11)	<b>0:4</b> (4:11, 9:11, 6:11, 3:11)		2

GROUP 30

Rk	Name	CGA	O'CONNELL D	WILSON A	KHURSHID T	Match Points
1	O'CONNELL Daniel	WAL		<b>4:0</b> (11:1, 12:10, 13:11, 11:7)	<b>4:0</b> (11:8, 11:6, 11:5, 11:2)	4
2	WILSON Aaron	TTO	<b>0:4</b> (1:11, 10:12, 11:13, 7:11)		<b>4:0</b> (11:5, 11:9, 11:6, 11:9)	3
3	KHURSHID Tabish	PAK	<b>0:4</b> (8:11, 6:11, 5:11, 2:11)	<b>0:4</b> (5:11, 9:11, 6:11, 9:11)		2



## Draw

QUALIFIED FROM GROUPS				
Group	Rk	Name	CGA	Match Points
1	1	HO Andre	CAN	4
2	1	THERIAULT Pierre-Luc	CAN	4
3	1	ST. LOUIS Dexter	TTO	4
4	1	YIANGOU Marios	CYP	4
5	1	POWELL David	AUS	4
6	1	IBRAHIM Muhd Shakirin	MAS	4
7	1	LIU Teng teng	NZL	4
8	1	XIAO Phillip	NZL	4
9	1	McCREERY Paul	NIR	4
10	1	HOWIESON Craig	SCO	4
11	1	CHEE FENG Leong	MAS	4
12	1	SIRISENA Rohan	SRI	4
13	1	JENKINS Stephen	WAL	4
14	1	MUHAMAD RIZAL Muhamad Ashraf Haiqal	MAS	4
15	1	TOWNSEND Kane	AUS	4
16	1	ROBINSON Ashley	NIR	4
17	1	DESHAPPRIYA Dinesh	SRI	4
18	1	DOHERTY Sean	SCO	4
19	1	RANASINGHA Udaya	SRI	4
20	1	CHOWDHURY Manash	BAN	4
21	1	WATSON Kane	JAM	4
22	1	HUMPHREYS Curtis	TTO	4
23	1	LARTEY Felix	GHA	4
24	1	DAVID Paul	GUY	4
25	1	GRAHAM Peter	NIR	4
26	1	TOMLINSON Simon	JAM	4
27	1	YOGARAJAH Akhilen	MRI	4
28	1	COMMEY Emmanuel	GHA	4
29	1	ABREFA Derek	GHA	4
30	1	O'CONNELL Daniel	WAL	4

DIRECT ENTRIES		
Seed	Name	CGA
1	GAO Ning	SIN
2	ZHAN Jian	SIN
3	ACHANTA Sharath Kamal	IND
4	PITCHFORD Liam	ENG
5	WANG Zhen Eugene	CAN
6	LI Hu	SIN
7	DRINKHALL Paul	ENG
8	HENZELL William	AUS
9	ARUNA Quadri	NGR
10	GHOSH Soumyajit	IND
11	TORIOLA Segun	NGR
12	DESAI Harmeet Rajul	IND
13	BAGGALEY Andrew	ENG
14	ABIODUN Bode	NGR
15	RUMGAY Gavin	SCO
16	JENKINS Ryan	WAL



Draw

First Round	Second Round	Third Round	Quarter-finals	Semi-finals	Finals
<b>GAO Ning (1)</b>	<b>SIN</b>	GAO N	SIN		
BYE					
ABREFA Derek	GHA	ABREFA D	GHA		
XIAO Phillip	NZL	XIAO P	NZL	4-0 (11:6 11:3 11:8 11:9)	
JENKINS Stephen	WAL	JENKINS S	WAL	1 AUG	
HUMPHREYS Curtis	TTO	HUMPHREYS C	TTO	4-1 (11:3 11:7 9:11 11:3 11:9)	
BYE					
<b>ARUNA Quadri (9)</b>	<b>NGR</b>	ARUNA Q	NGR	4-0 (11:6 11:4 11:3 11:1)	
<b>RUMGAY Gavin (15)</b>	<b>SCO</b>	RUMGAY G	SCO		
BYE					
RANASINGHA Udaya	SRI	RANASINGHA U	SRI	4-1 (11:8 11:8 11:9 9:11 15:13)	
HO Andre	CAN	HO A	CAN	4-2 (11:5 9:11 11:4 11:7 8:11 11:9)	
MUHAMAD RIZAL Muhammad Ashraf Haikal	MAS	MUHAMAD RIZAL M	MAS	1 AUG	
BYE					
BYE					
<b>HENZELL William (8)</b>	<b>AUS</b>	HENZELL W	AUS	4-2 (11:4 4:11 11:13 11:9 13:11 11:7)	
<b>LI Hu (6)</b>	<b>SIN</b>	LI H	SIN		
BYE					
TOMLINSON Simon	JAM	TOMLINSON S	JAM	4-0 (11:2 11:4 11:7 11:5)	
SIRISENA Rohan	SRI	SIRISENA R	SRI	4-1 (5:11 11:4 11:8 11:7 12:10)	
THERIAULT Pierre-Luc	CAN	THERIAULT P	CAN	1 AUG	
O'CONNELL Daniel	WAL	O'CONNELL D	WAL	4-0 (11:9 11:5 11:5 11:6)	
BYE					
<b>GHOSH Soumyajit (10)</b>	<b>IND</b>	GHOSH S	IND	4-0 (13:11 12:10 11:6 11:7)	
<b>ABIODUN Bode (14)</b>	<b>NGR</b>	ABIODUN B	NGR		
BYE					
LARTEY Felix	GHA	LARTEY F	GHA	4-0 (11:2 11:9 11:9 12:10)	
CHEE FENG Leong	MAS	CHEE FENG L	MAS	4-1 (11:8 12:10 11:6 7:11 11:8)	
McCREERY Paul	NIR	McCREERY P	NIR	1 AUG	
DOHERTY Sean	SCO	DOHERTY S	SCO	4-0 (11:9 11:6 11:3 11:8)	
BYE					
<b>PITCHFORD Liam (4)</b>	<b>ENG</b>	PITCHFORD L	ENG	4-0 (11:5 11:5 11:8 11:7)	
<b>ACHANTA Sharath Kamal (3)</b>	<b>IND</b>	ACHANTA SK	IND		
BYE					
BYE					
ROBINSON Ashley	NIR	ROBINSON A	NIR	4-0 (11:7 11:4 11:6 11:5)	
TOWNSEND Kane	AUS	TOWNSEND K	AUS	1 AUG	
DAVID Paul	GUY	DAVID P	GUY	4-0 (11:3 11:9 11:5 11:9)	
BYE					
<b>TORIOLA Segun (11)</b>	<b>NGR</b>	TORIOLA S	NGR	4-1 (7:11 11:5 11:7 12:10 11:7)	
<b>JENKINS Ryan (16)</b>	<b>WAL</b>	JENKINS R	WAL		
BYE					
DESHAPPRAYA Dinesh	SRI	DESHAPPRAYA D	SRI	4-0 (11:3 11:8 11:8 11:7)	
HOWIESON Craig	SCO	HOWIESON C	SCO	4-0 (11:8 11:6 11:5 11:9)	
LIU Tengfeng	NZL	LIU T	NZL	1 AUG	
COMMEY Emmanuel	GHA	COMMEY E	GHA	4-0 (11:4 11:9 11:9 11:7)	
BYE					
<b>DRINKHALL Paul (7)</b>	<b>ENG</b>	DRINKHALL P	ENG	4-1 (11:3 11:4 11:4 3:11 11:9)	
<b>WANG Zhen Eugene (5)</b>	<b>CAN</b>	WANG ZE	CAN		
BYE					
WATSON Kane	JAM	WATSON K	JAM	4-1 (19:17 11:9 6:11 11:6 12:10)	
YIANGOU Marios	CYP	YIANGOU M	CYP	4-1 (10:12 11:5 11:9 11:4 11:2)	
IBRAHIM Muhd Shakirin	MAS	IBRAHIM M	MAS	1 AUG	
CHOWDHURY Manash	BAN	CHOWDHURY M	BAN	4-0 (11:6 11:4 11:9 12:10)	
BYE					
<b>BAGGALEY Andrew (13)</b>	<b>ENG</b>	BAGGALEY A	ENG	4-0 (11:8 11:5 11:7 11:6)	
<b>DESAI Harmeet Rajul (12)</b>	<b>IND</b>	DESAI HR	IND		
BYE					
YOGARAJAH Akhilen	MRI	YOGARAJAH A	MRI	4-3 (11:4 7:11 11:13 9:11 11:6 11:3 11:5)	
POWELL David	AUS	POWELL D	AUS	4-1 (16:14 11:4 11:9 4:11 11:7)	
ST. LOUIS Dexter	TTO	ST. LOUIS D	TTO	1 AUG	
GRAHAM Peter	NIR	GRAHAM P	NIR	4-2 (11:8 10:12 8:11 11:5 11:8 11:9)	
BYE					
<b>ZHAN Jian (2)</b>	<b>SIN</b>	ZHAN J	SIN	4-0 (11:5 11:5 11:3 11:9)	

GOLD

SILVER

BRONZE

LEGEND

Rk Rank (x) (Seeding number 1 to 16)



## Match Results

**SPENCER Romano (SVG) 4-1 LOI David (PNG)**

Game Summary		Match	Game 1	Game 2	Game 3	Game 4	Game 5	Game 6	Game 7
SPENCER Romano	SVG	4	13	11	11	11	11		
LOI David	PNG	1	11	13	9	7	8		
Duration:		25min	5 min	6 min	6 min	4 min	4 min		

Match No : MS2 Table : 10

Umpires : CLAXTON Roy (SCO) EDWARDS David (ENG)

Player Statistics	SPENCER Romano (SVG)								LOI David (PNG)							
	Game							Match	Game							Match
	1	2	3	4	5	6	7		1	2	3	4	5	6	7	
Points won	13	11	11	11	11			57	11	13	9	7	8			48
Biggest lead	2	1	4	4	4			4	4	3	2	2	1			4
Points won on own serve	9	6	5	6	7			33	8	7	4	3	6			28
Points lost on own serve	3	6	5	3	2			19	4	5	6	5	4			24
Most consecutive points won	6	4	4	5	4			6	3	3	6	2	2			6
Greatest deficit overcome	4	-	2	2	1			4	-	1	-	-	-			1
Handedness/Grip	Right/Shakehand								Right/Shakehand							

### Game Progress

1	SPENCER Romano (SVG)	0	*0	1	*1	3	*5	7	*7	8	*9	10	*10	11	*12	13
	LOI David (PNG)	*0	2	*3	5	*5	5	*5	7	*8	9	*10	11	*11	11	11
2	SPENCER Romano (SVG)	*0	1	*2	3	*4	5	*5	6	*7	9	*10	10	*11	11	11
	LOI David (PNG)	0	*1	2	*3	4	*5	7	*8	9	*9	10	*11	11	*12	13
3	SPENCER Romano (SVG)	0	*1	3	*4	5	*7	7	*7	7	*9	11				
	LOI David (PNG)	*0	1	*1	2	*3	3	*5	7	*9	9	9				
4	SPENCER Romano (SVG)	0	1	*1	3	*5	6	*7	7	*9	11					
	LOI David (PNG)	0	*1	3	*3	3	*4	5	*7	7	7					
5	SPENCER Romano (SVG)	0	*1	3	*4	6	*6	7	*8	9	*10	11				
	LOI David (PNG)	*0	1	*1	2	*2	4	*5	6	*7	8	8				

### NOTES

The "Greatest deficit overcome" only applies when the player ends up winning the game.

### LEGEND

MS Men's Singles

\* Server



## Match Results

**HO Andre (CAN) 4-0 SPENCER Romano (SVG)**

Game Summary		Match	Game 1	Game 2	Game 3	Game 4	Game 5	Game 6	Game 7
HO Andre	CAN	4	11	11	11	11			
SPENCER Romano	SVG	0	1	4	3	3			
Duration:		15min	2 min	4 min	3 min	3 min			

Match No : MS16 Table : 10

Umpires : JACKSON Brian (ENG) DUBEY Atul (IND)

Player Statistics	HO Andre (CAN)								SPENCER Romano (SVG)								
	Game							Match	Game							Match	
	1	2	3	4	5	6	7		1	2	3	4	5	6	7		
Points won	11	11	11	11				44	1	4	3	3					11
Biggest lead	10	8	8	8				10	-	-	-	1					1
Points won on own serve	5	5	5	6				21	0	1	2	1					4
Points lost on own serve	1	3	1	1				6	6	6	6	5					23
Most consecutive points won	10	5	6	5				10	1	2	2	1					2
Greatest deficit overcome	-	-	-	1				1	-	-	-	-					-
Handedness/Grip	Right/Shakehand								Right/Shakehand								

### Game Progress

1	HO Andre (CAN)	0	*2	4	*6	8	*10	11		
	SPENCER Romano (SVG)	*0	0	*0	0	*0	0	1		
2	HO Andre (CAN)	*0	2	*4	5	*6	8	*10	10	11
	SPENCER Romano (SVG)	0	*0	0	*1	2	*2	2	*4	4
3	HO Andre (CAN)	0	*2	4	*6	7	*7	9	11	
	SPENCER Romano (SVG)	*0	0	*0	0	*1	3	*3	3	
4	HO Andre (CAN)	0	1	*3	5	*6	7	*9	11	
	SPENCER Romano (SVG)	0	*1	1	*1	2	*3	3	3	

### NOTES

The "Greatest deficit overcome" only applies when the player ends up winning the game.

### LEGEND

MS Men's Singles

\* Server



## Match Results

**HO Andre (CAN) 4-0 LOI David (PNG)**

Game Summary		Match	Game 1	Game 2	Game 3	Game 4	Game 5	Game 6	Game 7
HO Andre	CAN	4	11	11	11	11			
LOI David	PNG	0	1	1	1	4			
Duration:		14min	3 min	4 min	4 min	5 min			

Match No : MS30 Table : 3

Umpires : JUTLE Harry (ENG) SAVVA Andreas (CYP)

Player Statistics	HO Andre (CAN)								LOI David (PNG)							
	Game							Match	Game							Match
	1	2	3	4	5	6	7		1	2	3	4	5	6	7	
Points won	11	11	11	11				44	1	1	1	4				7
Biggest lead	10	10	10	7				10	-	-	-	-				-
Points won on own serve	6	5	5	6				22	1	1	0	3				5
Points lost on own serve	0	0	1	1				2	4	5	5	4				18
Most consecutive points won	7	8	10	4				10	1	1	1	1				1
Greatest deficit overcome	-	-	-	-				-	-	-	-	-				-
Handedness/Grip	Right/Shakehand								Right/Shakehand							

### Game Progress

1	HO Andre (CAN)	0	*2	4	*5	7	*9	11		
	LOI David (PNG)	0	0	*0	1	*1	1	1		
2	HO Andre (CAN)	0	2	*3	5	*7	9	11		
	LOI David (PNG)	0	*0	1	*1	1	*1	1		
3	HO Andre (CAN)	0	*2	4	*6	8	*10	11		
	LOI David (PNG)	0	0	*0	0	*0	0	1		
4	HO Andre (CAN)	0	2	*3	4	*5	7	*8	10	11
	LOI David (PNG)	0	*0	1	*2	3	*3	4	*4	4

### NOTES

The "Greatest deficit overcome" only applies when the player ends up winning the game.

### LEGEND

MS Men's Singles

\* Server



### Match Results

**CHELIBE Gilton (UGA) 4-0 LIN Alan (VAN)**

Game Summary		Match	Game 1	Game 2	Game 3	Game 4	Game 5	Game 6	Game 7
<b>CHELIBE Gilton</b>	<b>UGA</b>	<b>4</b>	11	11	11	14			
LIN Alan	VAN	0	9	8	2	12			
Duration:		19min	5 min	4 min	4 min	5 min			

Match No : MS3 Table : 1

Umpires : HOUSTON Sinclair (SCO) MACKEY John (ENG)

Player Statistics	CHELIBE Gilton (UGA)								LIN Alan (VAN)								
	Game							Match	Game							Match	
	1	2	3	4	5	6	7		1	2	3	4	5	6	7		
Points won	11	11	11	14				<b>47</b>	9	8	2	12					<b>31</b>
Biggest lead	3	3	9	2				<b>9</b>	-	2	-	1					<b>2</b>
Points won on own serve	5	5	5	8				<b>23</b>	4	4	0	7					<b>15</b>
Points lost on own serve	5	4	2	5				<b>16</b>	6	6	6	6					<b>24</b>
Most consecutive points won	2	4	5	3				<b>5</b>	2	2	1	3					<b>3</b>
Greatest deficit overcome	-	2	-	1				<b>2</b>	-	-	-	-					<b>-</b>
Handedness/Grip	/Shakehand								Right/Shakehand								

#### Game Progress

1	<b>CHELIBE Gilton (UGA)</b>	*0	1	*3	4	*5	6	*7	7	*8	10	<b>11</b>	LIN Alan (VAN)	0	*1	1	*2	3	*4	5	*7	8	*8	<b>9</b>												
2	<b>CHELIBE Gilton (UGA)</b>	0	*1	2	*3	3	*4	6	*7	8	*10	<b>11</b>	LIN Alan (VAN)	*0	1	*2	3	*5	6	*6	7	*8	8	<b>8</b>												
3	<b>CHELIBE Gilton (UGA)</b>	*0	2	*4	5	*7	8	*10	<b>11</b>	LIN Alan (VAN)	0	*0	0	*1	1	*2	2	<b>2</b>																		
4	<b>CHELIBE Gilton (UGA)</b>	0	*1	2	*4	5	*5	7	*7	8	*9	10	*10	11	*12	12	*13	<b>14</b>	LIN Alan (VAN)	*0	1	*2	2	*3	5	*5	7	*8	9	*10	11	*11	11	*12	12	<b>12</b>

#### NOTES

The "Greatest deficit overcome" only applies when the player ends up winning the game.

#### LEGEND

**MS** Men's Singles

\* Server



## Match Results

**THERIAULT Pierre-Luc (CAN) 4-0 CHELIBE Gilton (UGA)**

Game Summary		Match	Game 1	Game 2	Game 3	Game 4	Game 5	Game 6	Game 7
<b>THERIAULT Pierre-Luc</b>	<b>CAN</b>	<b>4</b>	11	11	11	11			
<b>CHELIBE Gilton</b>	<b>UGA</b>	<b>0</b>	8	5	4	2			
Duration:		<b>16min</b>	4 min	3 min	3 min	3 min			

Match No : MS17 Table : 1

Umpires : HOUSTON Sinclair (SCO) MACKEY John (ENG)

Player Statistics	THERIAULT Pierre-Luc (CAN)								CHELIBE Gilton (UGA)							
	Game							Match	Game							Match
	1	2	3	4	5	6	7		1	2	3	4	5	6	7	
Points won	11	11	11	11				<b>44</b>	8	5	4	2				<b>19</b>
Biggest lead	7	6	7	9				<b>9</b>	-	-	-	-				-
Points won on own serve	6	5	6	6				<b>23</b>	5	2	3	2				<b>12</b>
Points lost on own serve	3	3	1	0				<b>7</b>	5	6	5	4				<b>20</b>
Most consecutive points won	5	3	5	7				<b>7</b>	5	2	2	1				<b>5</b>
Greatest deficit overcome	-	-	-	-				-	-	-	-	-				-
Handedness/Grip	Left/Shakehand								/Shakehand							

### Game Progress

1	<b>THERIAULT Pierre-Luc (CAN)</b>	0	*2	4	*5	7	*8	9	*10	10	*10	<b>11</b>
	CHELIBE Gilton (UGA)	*0	0	*0	1	*1	2	*3	4	*6	8	<b>8</b>
2	<b>THERIAULT Pierre-Luc (CAN)</b>	*0	2	*3	4	*6	7	*8	9	<b>11</b>		
	CHELIBE Gilton (UGA)	0	*0	1	*2	2	*3	4	*5	<b>5</b>		
3	<b>THERIAULT Pierre-Luc (CAN)</b>	0	*2	4	*5	6	*6	8	*10	<b>11</b>		
	CHELIBE Gilton (UGA)	*0	0	*0	1	*2	4	*4	4	<b>4</b>		
4	<b>THERIAULT Pierre-Luc (CAN)</b>	0	2	*3	5	*7	9	*10	<b>11</b>			
	CHELIBE Gilton (UGA)	0	*0	1	*1	1	*1	2	<b>2</b>			

### NOTES

The "Greatest deficit overcome" only applies when the player ends up winning the game.

### LEGEND

**MS** Men's Singles

\*

Server





TUE 29 JUL 2014  
10:05

## Match Results

**THERIAULT Pierre-Luc (CAN) 4-0 LIN Alan (VAN)**

Game Summary		Match	Game 1	Game 2	Game 3	Game 4	Game 5	Game 6	Game 7
THERIAULT Pierre-Luc	CAN	4	11	11	11	11			
LIN Alan	VAN	0	1	4	6	6			
Duration:		14min	2 min	3 min	4 min	3 min			

Match No : MS31 Table : 4

Umpires : JACKSON Brian (ENG) DUBEY Atul (IND)

Player Statistics	THERIAULT Pierre-Luc (CAN)								LIN Alan (VAN)								
	Game							Match	Game							Match	
	1	2	3	4	5	6	7		1	2	3	4	5	6	7		
Points won	11	11	11	11				44	1	4	6	6					17
Biggest lead	10	7	7	6				10	-	-	-	-					-
Points won on own serve	6	6	4	6				22	1	2	2	4					9
Points lost on own serve	0	2	4	2				8	5	5	7	4					21
Most consecutive points won	8	5	5	2				8	1	1	3	2					3
Greatest deficit overcome	-	-	-	-				-	-	-	-	-					-
Handedness/Grip	Left/Shakehand								Right/Shakehand								

### Game Progress

1	THERIAULT Pierre-Luc (CAN)	0	*2	4	*6	8	*9	11									
	LIN Alan (VAN)	*0	0	*0	0	*0	1	1									
2	THERIAULT Pierre-Luc (CAN)	*0	2	*3	4	*6	8	*9	10	11							
	LIN Alan (VAN)	0	*0	1	*2	2	*2	3	*4	4							
3	THERIAULT Pierre-Luc (CAN)	0	*2	3	*4	6	*8	9	*10	10	11						
	LIN Alan (VAN)	*0	0	*1	2	*2	2	*3	4	*6	6						
4	THERIAULT Pierre-Luc (CAN)	0	2	*3	4	*6	7	*8	10	*10	11						
	LIN Alan (VAN)	0	*0	1	*2	2	*3	4	*4	6	6						

### NOTES

The "Greatest deficit overcome" only applies when the player ends up winning the game.

### LEGEND

MS Men's Singles

\*

Server



## Match Results

**FARLEY Kevin (BAR) 4-0 OTIENO Michael Owuor (KEN)**

Game Summary		Match	Game 1	Game 2	Game 3	Game 4	Game 5	Game 6	Game 7
<b>FARLEY Kevin</b>	<b>BAR</b>	<b>4</b>	11	11	11	11			
OTIENO Michael Owuor	KEN	<b>0</b>	3	9	2	9			
Duration:		<b>16min</b>	3 min	4 min	3 min	4 min			

Match No : MS4 Table : 9

Umpires : TAN Corelle (SIN) PURCELL Tom (ENG)

Player Statistics	FARLEY Kevin (BAR)								Match	OTIENO Michael Owuor (KEN)								Match
	Game							Match		Game							Match	
	1	2	3	4	5	6	7			1	2	3	4	5	6	7		
Points won	11	11	11	11					<b>44</b>	3	9	2	9					<b>23</b>
Biggest lead	8	4	9	4					<b>9</b>	-	-	-	3					<b>3</b>
Points won on own serve	3	7	5	5					<b>20</b>	0	6	1	4					<b>11</b>
Points lost on own serve	3	3	1	5					<b>12</b>	8	4	6	6					<b>24</b>
Most consecutive points won	4	3	6	5					<b>6</b>	1	3	1	3					<b>3</b>
Greatest deficit overcome	-	-	-	3					<b>3</b>	-	-	-	-					<b>-</b>
Handedness/Grip	Left/Shakehand									/Shakehand								

### Game Progress

1	<b>FARLEY Kevin (BAR)</b>	0	*2	3	*5	6	*8	9	<b>11</b>										
	OTIENO Michael Owuor (KEN)	*0	0	*1	1	*2	2	*3	<b>3</b>										
2	<b>FARLEY Kevin (BAR)</b>	*0	2	*2	4	*5	7	*8	8	*9	10	<b>11</b>							
	OTIENO Michael Owuor (KEN)	0	*0	2	*2	3	*3	4	*6	7	*8	<b>9</b>							
3	<b>FARLEY Kevin (BAR)</b>	0	*1	3	*5	6	*8	10	<b>11</b>										
	OTIENO Michael Owuor (KEN)	*0	1	*1	1	*2	2	*2	<b>2</b>										
4	<b>FARLEY Kevin (BAR)</b>	*0	0	*1	3	*5	6	*6	8	*10	10	<b>11</b>							
	OTIENO Michael Owuor (KEN)	0	*2	3	*3	3	*4	6	*6	6	*8	<b>9</b>							

### NOTES

The "Greatest deficit overcome" only applies when the player ends up winning the game.

### LEGEND

**MS** Men's Singles

\* Server



## Match Results

**ST. LOUIS Dexter (TTO) 4-2 FARLEY Kevin (BAR)**

Game Summary		Match	Game 1	Game 2	Game 3	Game 4	Game 5	Game 6	Game 7
ST. LOUIS Dexter	TTO	4	18	7	8	12	11	11	
FARLEY Kevin	BAR	2	16	11	11	10	8	8	
Duration:		57min	14 min	7 min	7 min	9 min	7 min	8 min	

Match No : MS18 Table : 9

Umpires : JUTLE Harry (ENG) SAVVA Andreas (CYP)

Player Statistics	ST. LOUIS Dexter (TTO)								Match	FARLEY Kevin (BAR)								Match
	Game							Match		Game							Match	
	1	2	3	4	5	6	7			1	2	3	4	5	6	7		
Points won	18	7	8	12	11	11			67	16	11	11	10	8	8			64
Biggest lead	2	-	1	2	5	6			6	3	6	3	2	1	-			6
Points won on own serve	11	3	3	5	7	8			37	10	4	5	5	6	6			36
Points lost on own serve	6	7	6	5	2	2			28	7	4	5	6	4	3			29
Most consecutive points won	2	4	2	4	4	4			4	2	3	4	4	4	3			4
Greatest deficit overcome	3	-	-	2	1	-			3	-	-	1	-	-	-			1
Handedness/Grip	Left/Shakehand									Left/Shakehand								

### Game Progress

1	ST. LOUIS Dexter (TTO)	0	*0	1	*2	3	*4	6	*7	8	*9	10	*10	11	*12	12	*12	13
	FARLEY Kevin (BAR)	*0	2	*3	4	*5	6	*6	7	*8	9	*10	11	*11	11	*12	13	*13
		*13	14	*14	15	*16	16	*17	18									
		14	*14	15	*15	15	*16	16	16									
2	ST. LOUIS Dexter (TTO)	*0	0	*1	1	*2	3	*3	5	*7	7							
	FARLEY Kevin (BAR)	0	*2	3	*5	6	*7	9	*9	9	11							
3	ST. LOUIS Dexter (TTO)	0	*1	2	*3	4	*5	5	*6	7	*8	8						
	FARLEY Kevin (BAR)	*0	1	*2	3	*4	5	*7	8	*9	10	11						
4	ST. LOUIS Dexter (TTO)	0	2	*2	3	*4	4	*6	8	*8	8	*10	11	12				
	FARLEY Kevin (BAR)	0	*0	2	*3	4	*6	6	*6	8	*10	10	*10	10				
5	ST. LOUIS Dexter (TTO)	0	*1	3	*4	6	*7	8	*8	9	*10	11						
	FARLEY Kevin (BAR)	*0	1	*1	2	*2	3	*4	6	*7	8	8						
6	ST. LOUIS Dexter (TTO)	*0	2	*3	5	*6	8	*8	9	*9	10	11						
	FARLEY Kevin (BAR)	0	*0	1	*1	2	*2	4	*5	7	*8	8						

### NOTES

The "Greatest deficit overcome" only applies when the player ends up winning the game.

### LEGEND

MS Men's Singles

\* Server



### Match Results

**ST. LOUIS Dexter (TTO) 4-0 OTIENO Michael Owuor (KEN)**

Game Summary		Match	Game 1	Game 2	Game 3	Game 4	Game 5	Game 6	Game 7
ST. LOUIS Dexter	TTO	4	11	11	11	11			
OTIENO Michael Owuor	KEN	0	4	1	3	6			
Duration:		18min	6 min	4 min	3 min	4 min			

Match No : MS32 Table : 5

Umpires : le PAGE Tim (GGY) SRINIVASAN Sridhar (IND)

Player Statistics	ST. LOUIS Dexter (TTO)								OTIENO Michael Owuor (KEN)							
	Game							Match	Game							Match
	1	2	3	4	5	6	7		1	2	3	4	5	6	7	
Points won	11	11	11	11				44	4	1	3	6				14
Biggest lead	7	10	8	5				10	1	-	-	1				1
Points won on own serve	4	6	7	4				21	0	1	2	1				4
Points lost on own serve	4	0	1	4				9	7	5	4	7				23
Most consecutive points won	3	9	6	3				9	1	1	3	2				3
Greatest deficit overcome	1	-	-	1				1	-	-	-	-				-
Handedness/Grip	Left/Shakehand								/Shakehand							

#### Game Progress

1	ST. LOUIS Dexter (TTO)	*0	1	*3	4	*6	7	*9	10	11	
	OTIENO Michael Owuor (KEN)	0	*1	1	*2	2	*3	3	*4	4	
2	ST. LOUIS Dexter (TTO)	0	*2	4	*6	8	*9	11			
	OTIENO Michael Owuor (KEN)	*0	0	*0	0	*0	1	1			
3	ST. LOUIS Dexter (TTO)	*0	2	*4	5	*5	7	*9	11		
	OTIENO Michael Owuor (KEN)	0	*0	0	*1	3	*3	3	3		
4	ST. LOUIS Dexter (TTO)	0	*1	2	*3	4	*6	7	*9	10	11
	OTIENO Michael Owuor (KEN)	0	1	*2	3	*4	4	*5	5	*6	6

#### NOTES

The "Greatest deficit overcome" only applies when the player ends up winning the game.

#### LEGEND

MS Men's Singles

\* Server



## Match Results

**BILLAH Mahmub (BAN) 4-3 KALALUKA Simasiku (ZAM)**

Game Summary		Match	Game 1	Game 2	Game 3	Game 4	Game 5	Game 6	Game 7
BILLAH Mahmub	BAN	4	9	11	8	11	11	8	11
KALALUKA Simasiku	ZAM	3	11	5	11	3	8	11	3
Duration:		39min	6 min	4 min	5 min	3 min	5 min	5 min	4 min

Match No : MS5 Table : 8

Umpires : SCARR Val (NZL) BROWN Charles (SCO)

Player Statistics	BILLAH Mahmub (BAN)								KALALUKA Simasiku (ZAM)							
	Game							Match	Game							Match
	1	2	3	4	5	6	7		1	2	3	4	5	6	7	
Points won	9	11	8	11	11	8	11	69	11	5	11	3	8	11	3	52
Biggest lead	1	6	4	8	3	1	8	8	3	-	3	1	2	4	-	4
Points won on own serve	3	7	4	6	5	5	7	37	4	4	5	3	3	7	2	28
Points lost on own serve	7	1	6	0	5	4	1	24	6	4	4	5	6	3	4	32
Most consecutive points won	3	5	4	4	3	2	6	6	3	2	7	1	2	3	2	7
Greatest deficit overcome	-	-	-	1	2	-	-	2	1	-	4	-	-	1	-	4
Handedness/Grip	Right/Shakehand								/Shakehand							

### Game Progress

1	BILLAH Mahmub (BAN)	*0	1	*2	2	*4	4	*5	7	*8	8	9	KALALUKA Simasiku (ZAM)	0	*1	2	*4	4	*6	7	*7	8	*10	11
2	BILLAH Mahmub (BAN)	0	*1	3	*3	5	*6	7	*9	11	KALALUKA Simasiku (ZAM)	*0	1	*1	3	*3	4	*5	5	5				
3	BILLAH Mahmub (BAN)	*0	2	*4	4	*4	6	*8	8	*8	8	8	KALALUKA Simasiku (ZAM)	0	*0	0	*2	4	*4	4	*6	8	*10	11
4	BILLAH Mahmub (BAN)	0	*1	3	*4	6	*7	9	11	KALALUKA Simasiku (ZAM)	*0	1	*1	2	*2	3	*3	3						
5	BILLAH Mahmub (BAN)	*0	1	*2	2	*4	5	*6	7	*8	10	11	KALALUKA Simasiku (ZAM)	0	*1	2	*4	4	*5	6	*7	8	*8	8
6	BILLAH Mahmub (BAN)	0	*1	2	*3	4	*4	5	*5	7	*8	8	KALALUKA Simasiku (ZAM)	*0	1	*2	3	*4	6	*7	9	*9	10	11
7	BILLAH Mahmub (BAN)	*0	2	*3	4	*6	8	*9	11	KALALUKA Simasiku (ZAM)	0	*0	1	*2	2	*2	3	3						

### NOTES

The "Greatest deficit overcome" only applies when the player ends up winning the game.

### LEGEND

MS Men's Singles

\* Server



### Match Results

**YIANGOU Marios (CYP) 4-0 BILLAH Mahmub (BAN)**

Game Summary		Match	Game 1	Game 2	Game 3	Game 4	Game 5	Game 6	Game 7
YIANGOU Marios	CYP	4	11	11	11	11			
BILLAH Mahmub	BAN	0	8	5	8	4			
Duration:		19min	5 min	4 min	5 min	4 min			

Match No : MS19 Table : 8

Umpires : GOUGH David (ENG) DZIOPA Greg (CAN)

Player Statistics	YIANGOU Marios (CYP)								BILLAH Mahmub (BAN)							
	Game							Match	Game							Match
	1	2	3	4	5	6	7		1	2	3	4	5	6	7	
Points won	11	11	11	11				44	8	5	8	4	5	6	7	25
Biggest lead	4	7	3	7				7	-	-	4	1				4
Points won on own serve	5	6	7	5				23	4	3	6	2				15
Points lost on own serve	4	2	2	2				10	6	5	4	5				20
Most consecutive points won	4	6	7	4				7	3	3	4	2				4
Greatest deficit overcome	-	-	4	1				4	-	-	-	-				-
Handedness/Grip	Right/Shakehand								Right/Shakehand							

#### Game Progress

1	YIANGOU Marios (CYP)	0	*2	2	*4	6	*6	7	*7	8	*10	11
	BILLAH Mahmub (BAN)	*0	0	*2	2	*2	4	*5	7	*8	8	8
2	YIANGOU Marios (CYP)	*0	2	*4	6	*7	8	*8	9	11		
	BILLAH Mahmub (BAN)	0	*0	0	*0	1	*2	4	*5	5		
3	YIANGOU Marios (CYP)	0	*0	2	*3	3	*3	5	*7	9	*10	11
	BILLAH Mahmub (BAN)	*0	2	*2	3	*5	7	*7	7	*7	8	8
4	YIANGOU Marios (CYP)	0	1	*2	3	*5	7	*8	10	11		
	BILLAH Mahmub (BAN)	0	*1	2	*3	3	*3	4	*4	4		

#### NOTES

The "Greatest deficit overcome" only applies when the player ends up winning the game.

#### LEGEND

MS Men's Singles

\* Server



## Match Results

**YIANGOU Marios (CYP) 4-0 KALALUKA Simasiku (ZAM)**

Game Summary		Match	Game 1	Game 2	Game 3	Game 4	Game 5	Game 6	Game 7
YIANGOU Marios	CYP	4	11	11	11	11			
KALALUKA Simasiku	ZAM	0	6	3	2	1			
Duration:		13min	4 min	3 min	3 min	3 min			

Match No : MS33 Table : 7

Umpires : WILLIAMSON Bob (ENG) WANG Luan Foon (MAS)

Player Statistics	YIANGOU Marios (CYP)								Match	KALALUKA Simasiku (ZAM)								Match
	Game							Match		Game							Match	
	1	2	3	4	5	6	7			1	2	3	4	5	6	7		
Points won	11	11	11	11					44	6	3	2	1					12
Biggest lead	5	8	9	10					10	1	1	-	-					1
Points won on own serve	7	5	7	6					25	4	2	2	1					9
Points lost on own serve	2	1	0	0					3	4	6	4	4					18
Most consecutive points won	5	8	6	10					10	3	2	1	1					3
Greatest deficit overcome	1	1	-	-					1	-	-	-	-					-
Handedness/Grip	Right/Shakehand									/Shakehand								

### Game Progress

1	YIANGOU Marios (CYP)	*0	2	*2	3	*4	6	*8	9	*10	11
	KALALUKA Simasiku (ZAM)	0	*0	2	*3	4	*4	4	*5	6	6
2	YIANGOU Marios (CYP)	0	*1	2	*3	5	*7	9	11		
	KALALUKA Simasiku (ZAM)	*0	1	*2	3	*3	3	*3	3		
3	YIANGOU Marios (CYP)	*0	2	*3	5	*6	8	*10	11		
	KALALUKA Simasiku (ZAM)	0	*0	1	*1	2	*2	2	2		
4	YIANGOU Marios (CYP)	0	*1	3	*5	7	*9	11			
	KALALUKA Simasiku (ZAM)	0	1	*1	1	*1	1	1			

### NOTES

The "Greatest deficit overcome" only applies when the player ends up winning the game.

### LEGEND

MS Men's Singles

\* Server



## Match Results

**MUTURI Peter (KEN) 4-0 MATLHATSI Thobo (BOT)**

Game Summary		Match	Game 1	Game 2	Game 3	Game 4	Game 5	Game 6	Game 7
MUTURI Peter	KEN	4	12	11	11	11			
MATLHATSI Thobo	BOT	0	10	7	6	7			
Duration:		19min	4 min	4 min	3 min	4 min			

Match No : MS6 Table : 2

Umpires : KNOWLES Kathleen (SCO) SUTCLIFFE Russell (ENG)

Player Statistics	MUTURI Peter (KEN)							Match	MATLHATSI Thobo (BOT)							Match
	Game								Game							
	1	2	3	4	5	6	7		1	2	3	4	5	6	7	
Points won	12	11	11	11				45	10	7	6	7				30
Biggest lead	2	6	5	6				6	2	1	3	2				3
Points won on own serve	9	4	7	7				27	8	3	4	6				21
Points lost on own serve	2	4	2	1				9	3	7	4	4				18
Most consecutive points won	3	7	6	6				7	3	3	3	3				3
Greatest deficit overcome	2	1	3	2				3	-	-	-	-				-
Handedness/Grip	/Shakehand								/Shakehand							

### Game Progress

1	MUTURI Peter (KEN)	*0	2	*2	3	*4	6	*6	7	*7	9	*10	11	12
	MATLHATSI Thobo (BOT)	0	*0	2	*3	4	*4	6	*7	9	*9	10	*10	10
2	MUTURI Peter (KEN)	0	*1	2	*4	6	*8	8	*9	10	11			
	MATLHATSI Thobo (BOT)	*0	1	*2	2	*2	2	*4	5	*6	7			
3	MUTURI Peter (KEN)	*0	0	*1	3	*3	5	*6	8	*10	11			
	MATLHATSI Thobo (BOT)	0	*2	3	*3	5	*5	6	*6	6	6			
4	MUTURI Peter (KEN)	0	*0	2	*4	6	*7	9	*9	10	11			
	MATLHATSI Thobo (BOT)	*0	2	*2	2	*2	3	*3	5	*6	7			

### NOTES

The "Greatest deficit overcome" only applies when the player ends up winning the game.

### LEGEND

MS Men's Singles

\* Server





TUE 29 JUL 2014  
13:35

## Match Results

**POWELL David (AUS) 4-0 MATLHATSI Thobo (BOT)**

Game Summary		Match	Game 1	Game 2	Game 3	Game 4	Game 5	Game 6	Game 7
<b>POWELL David</b>	AUS	<b>4</b>	11	11	11	11			
MATLHATSI Thobo	BOT	<b>0</b>	3	4	2	1			
Duration:		<b>14min</b>	3 min	3 min	3 min	3 min			

Match No : MS20 Table : 7

Umpires : HIGGINS Peter (WAL) ROBERTS Averil (AUS)

Player Statistics	POWELL David (AUS)								MATLHATSI Thobo (BOT)							
	Game							Match	Game							Match
	1	2	3	4	5	6	7		1	2	3	4	5	6	7	
Points won	11	11	11	11				<b>44</b>	3	4	2	1				<b>10</b>
Biggest lead	8	7	9	10				<b>10</b>	1	-	-	-				<b>1</b>
Points won on own serve	5	4	6	6				<b>21</b>	0	1	1	1				<b>3</b>
Points lost on own serve	3	3	1	0				<b>7</b>	6	7	5	4				<b>22</b>
Most consecutive points won	5	4	7	8				<b>8</b>	1	1	1	1				<b>1</b>
Greatest deficit overcome	1	-	-	-				<b>1</b>	-	-	-	-				<b>-</b>
Handedness/Grip	Right/Shakehand								/Shakehand							

### Game Progress

1	<b>POWELL David (AUS)</b>	*0	1	*3	4	*6	7	*9	<b>11</b>	
	MATLHATSI Thobo (BOT)	0	*1	1	*2	2	*3	3	<b>3</b>	
2	<b>POWELL David (AUS)</b>	0	*2	3	*5	6	*8	9	*10	<b>11</b>
	MATLHATSI Thobo (BOT)	*0	0	*1	1	*2	2	*3	4	<b>4</b>
3	<b>POWELL David (AUS)</b>	*0	2	*4	6	*7	8	*10	<b>11</b>	
	MATLHATSI Thobo (BOT)	0	*0	0	*0	1	*2	2	<b>2</b>	
4	<b>POWELL David (AUS)</b>	0	*2	4	*6	8	*9	<b>11</b>		
	MATLHATSI Thobo (BOT)	0	0	*0	0	*0	1	<b>1</b>		

### NOTES

The "Greatest deficit overcome" only applies when the player ends up winning the game.

### LEGEND

MS Men's Singles

\* Server



## Match Results

**POWELL David (AUS) 4-0 MUTURI Peter (KEN)**

Game Summary		Match	Game 1	Game 2	Game 3	Game 4	Game 5	Game 6	Game 7
<b>POWELL David</b>	<b>AUS</b>	<b>4</b>	11	11	11	11			
<b>MUTURI Peter</b>	<b>KEN</b>	<b>0</b>	4	9	8	5			
Duration:		<b>22min</b>	4 min	6 min	5 min	4 min			

Match No : MS34 Table : 8

Umpires : BROWN Charles (SCO) SCARR Val (NZL)

Player Statistics	POWELL David (AUS)								MUTURI Peter (KEN)							
	Game							Match	Game							Match
	1	2	3	4	5	6	7		1	2	3	4	5	6	7	
Points won	11	11	11	11				<b>44</b>	4	9	8	5				<b>26</b>
Biggest lead	7	2	3	6				<b>7</b>	1	3	3	1				<b>3</b>
Points won on own serve	7	5	6	4				<b>22</b>	4	4	5	1				<b>14</b>
Points lost on own serve	0	5	3	3				<b>11</b>	4	6	5	7				<b>22</b>
Most consecutive points won	7	4	5	4				<b>7</b>	2	2	3	2				<b>3</b>
Greatest deficit overcome	1	3	3	1				<b>3</b>	-	-	-	-				<b>-</b>
Handedness/Grip	Right/Shakehand								/Shakehand							

### Game Progress

1	<b>POWELL David (AUS)</b>	0	*1	3	*3	5	*7	9	*10	<b>11</b>		
	MUTURI Peter (KEN)	*0	1	*1	3	*3	3	*3	4	<b>4</b>		
2	<b>POWELL David (AUS)</b>	*0	1	*2	3	*3	4	*5	6	*8	9	<b>11</b>
	MUTURI Peter (KEN)	0	*1	2	*3	5	*6	7	*8	8	*9	<b>9</b>
3	<b>POWELL David (AUS)</b>	0	*0	1	*2	3	*4	6	*8	9	*10	<b>11</b>
	MUTURI Peter (KEN)	*0	2	*3	4	*5	6	*6	6	*7	8	<b>8</b>
4	<b>POWELL David (AUS)</b>	0	1	*3	4	*6	6	*7	9	<b>11</b>		
	MUTURI Peter (KEN)	0	*1	1	*2	2	*4	5	*5	<b>5</b>		

### NOTES

The "Greatest deficit overcome" only applies when the player ends up winning the game.

### LEGEND

**MS** Men's Singles

\* Server



TUE 29 JUL 2014  
11:50

## Match Results

**FRANKLIN Christopher (GUY) 4-1 GASCOYNE Craig (JEY)**

Game Summary		Match	Game 1	Game 2	Game 3	Game 4	Game 5	Game 6	Game 7
FRANKLIN Christopher	GUY	4	12	12	7	11	11		
GASCOYNE Craig	JEY	1	10	10	11	5	6		
Duration:		30min	6 min	6 min	5 min	4 min	5 min		

Match No : MS7 Table : 7

Umpires : WANG Luan Foon (MAS) WILLIAMSON Bob (ENG)

Player Statistics	FRANKLIN Christopher (GUY)								GASCOYNE Craig (JEY)							
	Game							Match	Game							Match
	1	2	3	4	5	6	7		1	2	3	4	5	6	7	
Points won	12	12	7	11	11			53	10	10	11	5	6			42
Biggest lead	3	2	1	6	5			6	1	3	4	-	-			4
Points won on own serve	6	6	3	6	5			26	5	5	6	3	3			22
Points lost on own serve	5	5	5	2	3			20	6	6	4	5	6			27
Most consecutive points won	3	5	2	4	4			5	4	3	4	2	3			4
Greatest deficit overcome	1	3	-	-	-			3	-	-	1	-	-			1
Handedness/Grip	Right/Shakehand								Right/Shakehand							

### Game Progress

1	FRANKLIN Christopher (GUY)	0	*1	2	*4	5	*5	6	*7	8	*9	10	*11	12
	GASCOYNE Craig (JEY)	*0	1	*2	2	*3	5	*6	7	*8	9	*10	10	10
2	FRANKLIN Christopher (GUY)	*0	2	*2	3	*4	5	*6	6	*7	8	*10	11	12
	GASCOYNE Craig (JEY)	0	*0	2	*3	4	*5	6	*8	9	*10	10	*10	10
3	FRANKLIN Christopher (GUY)	0	*1	2	*3	4	*5	6	*6	6	7			
	GASCOYNE Craig (JEY)	*0	1	*2	3	*4	5	*6	8	*10	11			
4	FRANKLIN Christopher (GUY)	*0	2	*4	5	*5	7	*8	9	11				
	GASCOYNE Craig (JEY)	0	*0	0	*1	3	*3	4	*5	5				
5	FRANKLIN Christopher (GUY)	0	*2	4	*4	5	*7	8	*9	10	11			
	GASCOYNE Craig (JEY)	*0	0	*0	2	*3	3	*4	5	*6	6			

### NOTES

The "Greatest deficit overcome" only applies when the player ends up winning the game.

### LEGEND

MS Men's Singles

\* Server



## Match Results

**IBRAHIM Muhd Shakirin (MAS) 4-0 FRANKLIN Christopher (GUY)**

Game Summary		Match	Game 1	Game 2	Game 3	Game 4	Game 5	Game 6	Game 7
IBRAHIM Muhd Shakirin	MAS	4	11	11	11	11			
FRANKLIN Christopher	GUY	0	9	9	3	9			
Duration:		25min	7 min	5 min	4 min	6 min			

Match No : MS21 Table : 5

Umpires : TITUS Denver (RSA) HO Fanny (AUS)

Player Statistics	IBRAHIM Muhd Shakirin (MAS)								FRANKLIN Christopher (GUY)								
	Game							Match	Game							Match	
	1	2	3	4	5	6	7		1	2	3	4	5	6	7		
Points won	11	11	11	11				44	9	9	3	9	5	6			30
Biggest lead	2	4	8	3				8	1	1	-	3					3
Points won on own serve	4	8	7	5				24	3	7	2	3					15
Points lost on own serve	6	2	1	5				14	7	3	4	6					20
Most consecutive points won	3	3	5	6				6	2	3	1	2					3
Greatest deficit overcome	1	1	-	3				3	-	-	-	-					-
Handedness/Grip	Right/Shakehand								Right/Shakehand								

### Game Progress

1	<b>IBRAHIM Muhd Shakirin (MAS)</b>	*0	1	*2	3	*4	5	*6	7	*9	9	<b>11</b>
	FRANKLIN Christopher (GUY)	0	*1	2	*3	4	*5	6	*7	7	*9	<b>9</b>
2	<b>IBRAHIM Muhd Shakirin (MAS)</b>	0	*1	2	*3	5	*6	8	*8	9	*9	<b>11</b>
	FRANKLIN Christopher (GUY)	*0	1	*2	3	*3	4	*4	6	*7	9	<b>9</b>
3	<b>IBRAHIM Muhd Shakirin (MAS)</b>	*0	2	*3	4	*6	8	*9	<b>11</b>			
	FRANKLIN Christopher (GUY)	0	*0	1	*2	2	*2	3	<b>3</b>			
4	<b>IBRAHIM Muhd Shakirin (MAS)</b>	0	*1	1	*2	3	*5	7	*8	9	*10	<b>11</b>
	FRANKLIN Christopher (GUY)	0	1	*3	4	*5	5	*5	6	*7	8	<b>9</b>

### NOTES

The "Greatest deficit overcome" only applies when the player ends up winning the game.

### LEGEND

**MS** Men's Singles \* Server



## Match Results

**IBRAHIM Muhd Shakirin (MAS) 4-1 GASCOYNE Craig (JEY)**

Game Summary		Match	Game 1	Game 2	Game 3	Game 4	Game 5	Game 6	Game 7
IBRAHIM Muhd Shakirin	MAS	4	11	11	9	11	11		
GASCOYNE Craig	JEY	1	6	9	11	9	4		
Duration:		31min	5 min	7 min	6 min	6 min	4 min		

Match No : MS35 Table : 1

Umpires : HIGGINS Peter (WAL) ROBERTS Averil (AUS)

Player Statistics	IBRAHIM Muhd Shakirin (MAS)								GASCOYNE Craig (JEY)							
	Game							Match	Game							Match
	1	2	3	4	5	6	7		1	2	3	4	5	6	7	
Points won	11	11	9	11	11			53	6	9	11	9	4			39
Biggest lead	6	4	-	5	7			7	1	-	4	-	-			4
Points won on own serve	4	6	5	8	6			29	2	5	6	7	3			23
Points lost on own serve	4	4	5	2	1			16	7	5	4	3	5			24
Most consecutive points won	4	4	3	3	4			4	2	3	3	4	2			4
Greatest deficit overcome	1	-	-	-	-			1	-	-	-	-	-			-
Handedness/Grip	Right/Shakehand								Right/Shakehand							

### Game Progress

1	IBRAHIM Muhd Shakirin (MAS)	0	*1	3	*4	5	*7	8	*10	10	11	
	GASCOYNE Craig (JEY)	*0	1	*1	2	*3	3	*4	4	*6	6	
2	IBRAHIM Muhd Shakirin (MAS)	*0	2	*4	4	*5	6	*6	8	*8	9	11
	GASCOYNE Craig (JEY)	0	*0	0	*2	3	*4	6	*6	8	*9	9
3	IBRAHIM Muhd Shakirin (MAS)	0	*0	2	*3	3	*4	5	*5	6	*8	9
	GASCOYNE Craig (JEY)	*0	2	*2	3	*5	6	*7	9	*10	10	11
4	IBRAHIM Muhd Shakirin (MAS)	*0	2	*3	5	*6	7	*7	8	*8	10	11
	GASCOYNE Craig (JEY)	0	*0	1	*1	2	*3	5	*6	8	*8	9
5	IBRAHIM Muhd Shakirin (MAS)	0	*2	3	*4	6	*7	9	*10	11		
	GASCOYNE Craig (JEY)	*0	0	*1	2	*2	3	*3	4	4		

### NOTES

The "Greatest deficit overcome" only applies when the player ends up winning the game.

### LEGEND

MS Men's Singles

\* Server



## Match Results

**NASEEM Mohamed (MDV) 4-0 SEPA SIMOI Gasika (PNG)**

Game Summary		Match	Game 1	Game 2	Game 3	Game 4	Game 5	Game 6	Game 7
NASEEM Mohamed	MDV	4	11	11	11	12			
SEPA SIMOI Gasika	PNG	0	3	5	3	10			
Duration:		21min	6 min	5 min	4 min	6 min			

Match No : MS8 Table : 5

Umpires : TITUS Denver (RSA) HO Fanny (AUS)

Player Statistics	NASEEM Mohamed (MDV)							Match	SEPA SIMOI Gasika (PNG)							Match	
	Game								Match	Game							
	1	2	3	4	5	6	7			1	2	3	4	5	6		7
Points won	11	11	11	12				45	3	5	3	10					21
Biggest lead	8	7	8	3				8	-	-	-	2					2
Points won on own serve	7	6	7	7				27	2	3	2	6					13
Points lost on own serve	1	2	1	4				8	4	5	4	4					17
Most consecutive points won	5	6	4	4				6	2	2	1	3					3
Greatest deficit overcome	-	-	-	2				2	-	-	-	-					-
Handedness/Grip	Right/Shakehand								Right/Shakehand								

### Game Progress

1	NASEEM Mohamed (MDV)	*0	2	*3	5	*6	7	*9	11								
	SEPA SIMOI Gasika (PNG)	0	*0	1	*1	2	*3	3	3								
2	NASEEM Mohamed (MDV)	0	*1	3	*5	7	*8	9	*10	11							
	SEPA SIMOI Gasika (PNG)	*0	1	*1	1	*1	2	*3	4	5							
3	NASEEM Mohamed (MDV)	*0	2	*4	5	*6	8	*9	11								
	SEPA SIMOI Gasika (PNG)	0	*0	0	*1	2	*2	3	3								
4	NASEEM Mohamed (MDV)	0	*2	3	*4	5	*5	6	*7	8	*8	10	*11	12			
	SEPA SIMOI Gasika (PNG)	0	0	*1	2	*3	5	*6	7	*8	10	*10	10	10			

### NOTES

The "Greatest deficit overcome" only applies when the player ends up winning the game.

### LEGEND

MS Men's Singles

\* Server



### Match Results

**LIU Tengteng (NZL) 4-0 NASEEM Mohamed (MDV)**

Game Summary		Match	Game 1	Game 2	Game 3	Game 4	Game 5	Game 6	Game 7
LIU Tengteng	NZL	4	11	11	11	11			
NASEEM Mohamed	MDV	0	2	6	5	3			
Duration:		18min	4 min	5 min	4 min	3 min			

Match No : MS22 Table : 2

Umpires : KNOWLES Kathleen (SCO) SUTCLIFFE Russell (ENG)

Player Statistics	LIU Tengteng (NZL)								NASEEM Mohamed (MDV)								
	Game							Match	Game							Match	
	1	2	3	4	5	6	7		1	2	3	4	5	6	7		
Points won	11	11	11	11				44	2	6	5	3					16
Biggest lead	9	5	7	8				9	-	2	-	-					2
Points won on own serve	6	5	5	8				24	2	2	2	3					9
Points lost on own serve	0	4	3	0				7	5	6	6	3					20
Most consecutive points won	8	6	6	7				8	1	2	2	2					2
Greatest deficit overcome	-	2	-	-				2	-	-	-	-					-
Handedness/Grip	Right/Shakehand								Right/Shakehand								

#### Game Progress

1	LIU Tengteng (NZL)	0	*1	3	*4	6	*8	10	11		
	NASEEM Mohamed (MDV)	*0	1	*1	2	*2	2	*2	2		
2	LIU Tengteng (NZL)	*0	1	*2	2	*4	6	*8	9	*10	11
	NASEEM Mohamed (MDV)	0	*1	2	*4	4	*4	4	*5	6	6
3	LIU Tengteng (NZL)	0	*2	4	*6	7	*8	9	*10	11	
	NASEEM Mohamed (MDV)	*0	0	*0	0	*1	2	*3	4	5	
4	LIU Tengteng (NZL)	*0	2	*4	6	*7	9	*9	11		
	NASEEM Mohamed (MDV)	0	*0	0	*0	1	*1	3	3		

#### NOTES

The "Greatest deficit overcome" only applies when the player ends up winning the game.

#### LEGEND

MS Men's Singles

\* Server



## Match Results

**LIU Tengteng (NZL) 4-0 SEPA SIMOI Gasika (PNG)**

Game Summary		Match	Game 1	Game 2	Game 3	Game 4	Game 5	Game 6	Game 7
LIU Tengteng	NZL	4	11	11	11	11			
SEPA SIMOI Gasika	PNG	0	3	2	1	4			
Duration:		13min	3 min	3 min	3 min	3 min			

Match No : MS36 Table : 9

Umpires : TAN Corelle (SIN) PURCELL Tom (ENG)

Player Statistics	LIU Tengteng (NZL)							Match	SEPA SIMOI Gasika (PNG)							Match	
	Game								Game								
	1	2	3	4	5	6	7		1	2	3	4	5	6	7		
Points won	11	11	11	11				44	3	2	1	4					10
Biggest lead	8	9	10	7				10	-	-	1	-					1
Points won on own serve	4	7	6	6				23	1	2	1	3					7
Points lost on own serve	2	0	0	1				3	7	4	5	4					20
Most consecutive points won	8	6	11	6				11	2	1	1	2					2
Greatest deficit overcome	-	-	1	-				1	-	-	-	-					-
Handedness/Grip	Right/Shakehand								Right/Shakehand								

### Game Progress

1	LIU Tengteng (NZL)	0	*2	4	*6	8	*9	9	11	
	SEPA SIMOI Gasika (PNG)	*0	0	*0	0	*0	1	*3	3	
2	LIU Tengteng (NZL)	*0	2	*4	6	*7	9	*10	11	
	SEPA SIMOI Gasika (PNG)	0	*0	0	*0	1	*1	2	2	
3	LIU Tengteng (NZL)	0	*1	3	*5	7	*9	11		
	SEPA SIMOI Gasika (PNG)	*0	1	*1	1	*1	1	1	1	
4	LIU Tengteng (NZL)	0	2	*4	6	*7	8	*8	10	11
	SEPA SIMOI Gasika (PNG)	0	*0	0	*0	1	*2	4	*4	4

### NOTES

The "Greatest deficit overcome" only applies when the player ends up winning the game.

### LEGEND

MS Men's Singles

\* Server





### Match Results

**MAFABI Kevin Evans (UGA) 4-0 KASANDA Noel (ZAM)**

Game Summary		Match	Game 1	Game 2	Game 3	Game 4	Game 5	Game 6	Game 7
MAFABI Kevin Evans	UGA	4	15	11	11	11			
KASANDA Noel	ZAM	0	13	8	3	9			
Duration:		20min	6 min	4 min	3 min	4 min			

Match No : MS9 Table : 4

Umpires : MUDIBO Andrew (KEN) WILLIAMS Jackie (WAL)

Player Statistics	MAFABI Kevin Evans (UGA)								Match	KASANDA Noel (ZAM)								Match
	Game							Match		Game							Match	
	1	2	3	4	5	6	7			1	2	3	4	5	6	7		
Points won	15	11	11	11					48	13	8	3	9					33
Biggest lead	2	5	8	5					8	1	1	-	-					1
Points won on own serve	10	6	6	5					27	9	4	3	5					21
Points lost on own serve	4	4	0	4					12	5	5	5	5					20
Most consecutive points won	3	5	4	5					5	2	6	2	4					6
Greatest deficit overcome	1	1	-	-					1	-	-	-	-					-
Handedness/Grip	/Shakehand									/Shakehand								

#### Game Progress

1	<b>MAFABI Kevin Evans (UGA)</b>	0	*1	2	*3	4	*5	6	*7	9	*9	10	*10	11	*11	12	*12	13
	KASANDA Noel (ZAM)	*0	1	*2	3	*4	5	*6	7	*7	9	*10	11	*11	12	*12	13	*13
			*14	15														
			13	13														
2	<b>MAFABI Kevin Evans (UGA)</b>	*0	1	*3	5	*6	7	*7	7	*8	10	11						
	KASANDA Noel (ZAM)	0	*1	1	*1	2	*3	5	*7	8	*8	8						
3	<b>MAFABI Kevin Evans (UGA)</b>	0	*2	4	*4	6	*7	9	11									
	KASANDA Noel (ZAM)	*0	0	*0	2	*2	3	*3	3									
4	<b>MAFABI Kevin Evans (UGA)</b>	0	2	*3	4	*4	5	*7	9	*10	10	11						
	KASANDA Noel (ZAM)	0	*0	1	*2	4	*5	5	*5	6	*8	9						

#### NOTES

The "Greatest deficit overcome" only applies when the player ends up winning the game.

#### LEGEND

MS Men's Singles

\* Server



### Match Results

**XIAO Phillip (NZL) 4-2 MAFABI Kevin Evans (UGA)**

Game Summary		Match	Game 1	Game 2	Game 3	Game 4	Game 5	Game 6	Game 7
XIAO Phillip	NZL	4	9	11	11	13	11	11	
MAFABI Kevin Evans	UGA	2	11	5	7	15	6	5	
Duration:		35min	5 min	4 min	5 min	8 min	4 min	4 min	

Match No : MS23 Table : 4

Umpires : MUDIBO Andrew (KEN) WILLIAMS Jackie (WAL)

Player Statistics	XIAO Phillip (NZL)							Match	MAFABI Kevin Evans (UGA)							Match	
	Game								Match	Game							
	1	2	3	4	5	6	7			1	2	3	4	5	6		7
Points won	9	11	11	13	11	11		66	11	5	7	15	6	5		49	
Biggest lead	1	6	4	3	6	7		7	4	-	2	2	-	-		4	
Points won on own serve	7	5	7	7	6	5		37	8	2	4	8	3	2		27	
Points lost on own serve	3	3	3	7	3	3		22	2	6	4	5	5	6		28	
Most consecutive points won	3	4	3	3	3	4		4	3	2	2	3	2	2		3	
Greatest deficit overcome	-	-	2	-	-	-		2	1	-	-	3	-	-		3	
Handedness/Grip	Right/Shakehand								/Shakehand								

#### Game Progress

1	XIAO Phillip (NZL)	*0	1	*2	3	*3	5	*5	6	*6	8	9						
	MAFABI Kevin Evans (UGA)	0	*1	2	*3	5	*5	7	*8	10	*10	11						
2	XIAO Phillip (NZL)	0	*2	3	*4	6	*8	8	*9	11								
	MAFABI Kevin Evans (UGA)	*0	0	*1	2	*2	2	*4	5	5								
3	XIAO Phillip (NZL)	*0	1	*1	3	*4	6	*7	8	*10	11							
	MAFABI Kevin Evans (UGA)	0	*1	3	*3	4	*4	5	*6	6	7							
4	XIAO Phillip (NZL)	0	*2	3	*4	4	*5	6	*6	8	*9	10	*10	11	*12	12	*12	13
	MAFABI Kevin Evans (UGA)	0	0	*1	2	*4	5	*6	8	*8	9	*10	11	*11	11	*12	13	*13
				*13	13													
				14	15													
5	XIAO Phillip (NZL)	*0	1	*3	4	*6	7	*8	10	*10	11							
	MAFABI Kevin Evans (UGA)	0	*1	1	*2	2	*3	4	*4	6	6							
6	XIAO Phillip (NZL)	0	*2	4	*5	6	*8	9	*10	11								
	MAFABI Kevin Evans (UGA)	*0	0	*0	1	*2	2	*3	4	5								

#### NOTES

The "Greatest deficit overcome" only applies when the player ends up winning the game.

#### LEGEND

MS Men's Singles

\* Server



### Match Results

**XIAO Phillip (NZL) 4-0 KASANDA Noel (ZAM)**

Game Summary		Match	Game 1	Game 2	Game 3	Game 4	Game 5	Game 6	Game 7
XIAO Phillip	NZL	4	11	11	11	11			
KASANDA Noel	ZAM	0	3	5	4	3			
Duration:		14min	3 min	3 min	4 min	4 min			

Match No : MS37 Table : 10

Umpires : CHAY Winnie (SIN) COCHRANE Dave (ENG)

Player Statistics	XIAO Phillip (NZL)								KASANDA Noel (ZAM)								
	Game							Match	Game							Match	
	1	2	3	4	5	6	7		1	2	3	4	5	6	7		
Points won	11	11	11	11				44	3	5	4	3					15
Biggest lead	8	6	8	8				8	1	-	-	1					1
Points won on own serve	6	6	6	5				23	1	3	2	2					8
Points lost on own serve	2	2	2	1				7	5	5	5	5					20
Most consecutive points won	4	4	8	9				9	1	2	2	2					2
Greatest deficit overcome	1	-	-	1				1	-	-	-	-					-
Handedness/Grip	Right/Shakehand								/Shakehand								

#### Game Progress

1	XIAO Phillip (NZL)	*0	1	*3	4	*6	8	*9	11	
	KASANDA Noel (ZAM)	0	*1	1	*2	2	*2	3	3	
2	XIAO Phillip (NZL)	0	*1	3	*4	5	*7	8	*9	11
	KASANDA Noel (ZAM)	*0	1	*1	2	*3	3	*4	5	5
3	XIAO Phillip (NZL)	*0	2	*4	6	*8	9	*9	10	11
	KASANDA Noel (ZAM)	0	*0	0	*0	0	*1	3	*4	4
4	XIAO Phillip (NZL)	0	*1	2	*3	5	*7	9	11	
	KASANDA Noel (ZAM)	0	1	*2	3	*3	3	*3	3	

#### NOTES

The "Greatest deficit overcome" only applies when the player ends up winning the game.

#### LEGEND

MS Men's Singles

\* Server



## Match Results

**MOTHIBI Khethang (LES) 4-0 TUN Tyrone (BIZ)**

Game Summary		Match	Game 1	Game 2	Game 3	Game 4	Game 5	Game 6	Game 7
<b>MOTHIBI Khethang</b>	LES	<b>4</b>	11	11	13	12			
<b>TUN Tyrone</b>	BIZ	<b>0</b>	7	8	11	10			
Duration:		<b>19min</b>	4 min	5 min	5 min	6 min			

Match No : MS10 Table : 3

Umpires : MERCER Alexander (ENG) MUGWANYA Ronald (UGA)

Player Statistics	MOTHIBI Khethang (LES)								Match	TUN Tyrone (BIZ)								Match
	Game							Match		Game							Match	
	1	2	3	4	5	6	7			1	2	3	4	5	6	7		
Points won	11	11	13	12					<b>47</b>	7	8	11	10					<b>36</b>
Biggest lead	5	4	3	2					<b>5</b>	1	-	2	5					<b>5</b>
Points won on own serve	6	5	7	5					<b>23</b>	5	4	6	4					<b>19</b>
Points lost on own serve	2	4	5	5					<b>16</b>	5	5	5	7					<b>22</b>
Most consecutive points won	4	4	3	7					<b>7</b>	2	2	5	7					<b>7</b>
Greatest deficit overcome	1	-	2	5					<b>5</b>	-	-	-	-					<b>-</b>
Handedness/Grip	Left/Shakehand									Right/Shakehand								

### Game Progress

1	<b>MOTHIBI Khethang (LES)</b>	0	*1	2	*3	5	*6	8	*9	10	<b>11</b>							
	TUN Tyrone (BIZ)	*0	1	*2	3	*3	4	*4	5	*6	<b>7</b>							
2	<b>MOTHIBI Khethang (LES)</b>	0	2	*3	4	*4	6	*8	8	*9	10	<b>11</b>						
	TUN Tyrone (BIZ)	0	*0	1	*2	4	*4	4	*6	7	*8	<b>8</b>						
3	<b>MOTHIBI Khethang (LES)</b>	0	*1	3	*4	4	*4	6	*7	8	*9	10	*11	11	*12	<b>13</b>		
	TUN Tyrone (BIZ)	0	1	*1	2	*4	6	*6	7	*8	9	*10	10	*11	11	<b>11</b>		
4	<b>MOTHIBI Khethang (LES)</b>	0	1	*2	3	*5	5	*5	5	*6	8	*10	11	<b>12</b>				
	TUN Tyrone (BIZ)	0	*1	2	*3	3	*5	7	*9	10	*10	10	*10	<b>10</b>				

### NOTES

The "Greatest deficit overcome" only applies when the player ends up winning the game.

### LEGEND

**MS** Men's Singles

\* Server



## Match Results

**McCREERY Paul (NIR) 4-0 TUN Tyrone (BIZ)**

Game Summary		Match	Game 1	Game 2	Game 3	Game 4	Game 5	Game 6	Game 7
McCREERY Paul	NIR	4	11	11	11	11			
TUN Tyrone	BIZ	0	1	4	3	1			
Duration:		11min	2 min	3 min	4 min	3 min			

Match No : MS24 Table : 3

Umpires : MERCER Alexander (ENG) MUGWANYA Ronald (UGA)

Player Statistics	McCREERY Paul (NIR)								TUN Tyrone (BIZ)								
	Game							Match	Game							Match	
	1	2	3	4	5	6	7		1	2	3	4	5	6	7		
Points won	11	11	11	11				44	1	4	3	1					9
Biggest lead	10	7	8	10				10	-	1	-	-					1
Points won on own serve	5	5	5	5				20	0	1	1	0					2
Points lost on own serve	1	2	2	1				6	6	6	5	5					22
Most consecutive points won	8	3	8	8				8	1	1	2	1					2
Greatest deficit overcome	-	1	-	-				1	-	-	-	-					-
Handedness/Grip	Right/Shakehand								Right/Shakehand								

### Game Progress

1	McCREERY Paul (NIR)	*0	2	*4	6	*8	9	11		
	TUN Tyrone (BIZ)	0	*0	0	*0	0	*1	1		
2	McCREERY Paul (NIR)	0	*1	3	*4	5	*7	8	*10	11
	TUN Tyrone (BIZ)	0	1	*1	2	*3	3	*4	4	4
3	McCREERY Paul (NIR)	0	2	*4	6	*8	8	*9	11	
	TUN Tyrone (BIZ)	0	*0	0	*0	0	*2	3	3	
4	McCREERY Paul (NIR)	0	*2	3	*5	7	*9	11		
	TUN Tyrone (BIZ)	0	0	*1	1	*1	1	1		

### NOTES

The "Greatest deficit overcome" only applies when the player ends up winning the game.

### LEGEND

MS Men's Singles

\* Server



## Match Results

**McCREERY Paul (NIR) 4-0 MOTHIBI Khethang (LES)**

Game Summary		Match	Game 1	Game 2	Game 3	Game 4	Game 5	Game 6	Game 7
McCREERY Paul	NIR	4	11	11	11	11			
MOTHIBI Khethang	LES	0	2	4	2	4			
Duration:		13min	2 min	3 min	3 min	3 min			

Match No : MS38 Table : 2

Umpires : GOUGH David (ENG) DZIOBA Greg (CAN)

Player Statistics	McCREERY Paul (NIR)								Match	MOTHIBI Khethang (LES)								Match
	Game							Match		Game							Match	
	1	2	3	4	5	6	7			1	2	3	4	5	6	7		
Points won	11	11	11	11					44	2	4	2	4					12
Biggest lead	9	7	9	8	-				9	-	-	-	1	-				1
Points won on own serve	6	6	5	6	0				23	1	3	0	3	0				7
Points lost on own serve	1	1	2	1	0				5	5	5	6	4	0				20
Most consecutive points won	8	3	6	9	0				9	1	1	1	2	0				2
Greatest deficit overcome	-	-	-	1	-				1	-	-	-	-	-				-
Handedness/Grip	Right/Shakehand									Left/Shakehand								

### Game Progress

1	McCREERY Paul (NIR)	*0	2	*4	6	*8	9	*10	11	
	MOTHIBI Khethang (LES)	0	*0	0	*0	0	*1	2	2	
2	McCREERY Paul (NIR)	0	*2	3	*4	6	*7	9	*10	11
	MOTHIBI Khethang (LES)	*0	0	*1	2	*2	3	*3	4	4
3	McCREERY Paul (NIR)	*0	1	*3	5	*7	8	*10	11	
	MOTHIBI Khethang (LES)	0	*1	1	*1	1	*2	2	2	
4	McCREERY Paul (NIR)	0	*1	2	*4	6	*8	10	*10	11
	MOTHIBI Khethang (LES)	0	1	*2	2	*2	2	*2	4	4
5	McCREERY Paul (NIR)	0								
	MOTHIBI Khethang (LES)	0								

### NOTES

The "Greatest deficit overcome" only applies when the player ends up winning the game.

### LEGEND

MS Men's Singles

\* Server



### Match Results

**DOROVOLOMO Rob (SOL) 4-1 FREEMAN Andre (SKN)**

Game Summary		Match	Game 1	Game 2	Game 3	Game 4	Game 5	Game 6	Game 7
DOROVOLOMO Rob	SOL	4	11	11	7	12	12		
FREEMAN Andre	SKN	1	7	9	11	10	10		
Duration:		32min	4 min	5 min	5 min	7 min	7 min		

Match No : MS1 Table : 4

Umpires : REID Lynda (ENG) MUDIBO Andrew (KEN)

Player Statistics	DOROVOLOMO Rob (SOL)								FREEMAN Andre (SKN)							
	Game							Match	Game							Match
	1	2	3	4	5	6	7		1	2	3	4	5	6	7	
Points won	11	11	7	12	12			53	7	9	11	10	10			47
Biggest lead	5	2	-	2	2			5	-	1	4	6	3			6
Points won on own serve	5	6	3	5	5			24	4	5	6	5	4			24
Points lost on own serve	3	4	5	5	6			23	6	5	4	6	7			28
Most consecutive points won	4	3	2	6	4			6	2	2	4	5	3			5
Greatest deficit overcome	-	1	-	6	3			6	-	-	-	-	-			-
Handedness/Grip	/Shakehand								Right/Shakehand							

#### Game Progress

1	DOROVOLOMO Rob (SOL)	0	*2	3	*4	5	*6	8	*9	10	11			
	FREEMAN Andre (SKN)	*0	0	*1	2	*3	4	*4	5	*6	7			
2	DOROVOLOMO Rob (SOL)	*0	1	*2	4	*4	5	*7	7	*8	10	11		
	FREEMAN Andre (SKN)	0	*1	2	*2	4	*5	5	*7	8	*8	9		
3	DOROVOLOMO Rob (SOL)	0	*1	1	*1	2	*4	5	*6	7	7			
	FREEMAN Andre (SKN)	*0	1	*3	5	*6	6	*7	8	*9	11			
4	DOROVOLOMO Rob (SOL)	0	1	*1	2	*2	2	*4	5	*7	9	*10	11	12
	FREEMAN Andre (SKN)	0	*1	3	*4	6	*8	8	*9	9	*9	10	*10	10
5	DOROVOLOMO Rob (SOL)	0	*0	1	*3	3	*4	6	*8	9	*10	10	*11	12
	FREEMAN Andre (SKN)	*0	2	*3	3	*5	6	*6	6	*7	8	*10	10	10

#### NOTES

The "Greatest deficit overcome" only applies when the player ends up winning the game.

#### LEGEND

MS Men's Singles

\* Server



TUE 29 JUL 2014  
14:10

## Match Results

**HOWIESON Craig (SCO) 4-0 FREEMAN Andre (SKN)**

Game Summary		Match	Game 1	Game 2	Game 3	Game 4	Game 5	Game 6	Game 7
HOWIESON Craig	SCO	4	11	11	11	11			
FREEMAN Andre	SKN	0	4	2	2	1			
Duration:		16min	4 min	3 min	3 min	3 min			

Match No : MS15 Table : 1

Umpires : CHIN Kenny (MAS) SRINIVASAN Sridhar (IND)

Player Statistics	HOWIESON Craig (SCO)								FREEMAN Andre (SKN)							
	Game							Match	Game							Match
	1	2	3	4	5	6	7		1	2	3	4	5	6	7	
Points won	11	11	11	11				44	4	2	2	1				9
Biggest lead	7	9	9	10				10	-	1	-	1				1
Points won on own serve	6	5	6	6				23	2	1	1	0				4
Points lost on own serve	2	1	1	0				4	5	6	5	5				21
Most consecutive points won	4	10	7	11				11	2	1	2	1				2
Greatest deficit overcome	-	1	-	1				1	-	-	-	-				-
Handedness/Grip	/Shakehand								Right/Shakehand							

### Game Progress

1	HOWIESON Craig (SCO)	*0	2	*4	4	*6	8	*8	10	11
	FREEMAN Andre (SKN)	0	*0	0	*2	2	*2	4	*4	4
2	HOWIESON Craig (SCO)	0	*1	2	*4	6	*8	10	11	
	FREEMAN Andre (SKN)	*0	1	*2	2	*2	2	*2	2	
3	HOWIESON Craig (SCO)	*0	2	*4	6	*7	8	*10	11	
	FREEMAN Andre (SKN)	0	*0	0	*0	1	*2	2	2	
4	HOWIESON Craig (SCO)	0	*1	3	*5	7	*9	11		
	FREEMAN Andre (SKN)	0	1	*1	1	*1	1	1		

### NOTES

The "Greatest deficit overcome" only applies when the player ends up winning the game.

### LEGEND

MS Men's Singles

\* Server





TUE 29 JUL 2014  
10:40

## Match Results

**HOWIESON Craig (SCO) 4-0 DOROVOLOMO Rob (SOL)**

Game Summary		Match	Game 1	Game 2	Game 3	Game 4	Game 5	Game 6	Game 7
HOWIESON Craig	SCO	4	11	11	11	11			
DOROVOLOMO Rob	SOL	0	4	3	2	2			
Duration:		15min	4 min	4 min	4 min	4 min			

Match No : MS29 Table : 3

Umpires : HO Roger (SIN) JUTLE Harry (ENG)

Player Statistics	HOWIESON Craig (SCO)								DOROVOLOMO Rob (SOL)								
	Game							Match	Game							Match	
	1	2	3	4	5	6	7		1	2	3	4	5	6	7		
Points won	11	11	11	11				44	4	3	2	2					11
Biggest lead	7	8	9	9				9	-	-	-	-					-
Points won on own serve	4	5	6	6				21	1	1	2	2					6
Points lost on own serve	3	2	0	0				5	7	5	4	4					20
Most consecutive points won	4	4	6	9				9	2	1	1	2					2
Greatest deficit overcome	-	-	-	-				-	-	-	-	-					-
Handedness/Grip	/Shakehand								/Shakehand								

### Game Progress

1	HOWIESON Craig (SCO)	0	*2	2	*4	6	*7	8	*10	11
	DOROVOLOMO Rob (SOL)	*0	0	*2	2	*2	3	*4	4	4
2	HOWIESON Craig (SCO)	0	2	*3	4	*6	7	*9	11	
	DOROVOLOMO Rob (SOL)	0	*0	1	*2	2	*3	3	3	
3	HOWIESON Craig (SCO)	0	*1	3	*5	7	*8	10	11	
	DOROVOLOMO Rob (SOL)	0	1	*1	1	*1	2	*2	2	
4	HOWIESON Craig (SCO)	0	2	*2	4	*6	8	*10	11	
	DOROVOLOMO Rob (SOL)	0	*0	2	*2	2	*2	2	2	

### NOTES

The "Greatest deficit overcome" only applies when the player ends up winning the game.

### LEGEND

MS Men's Singles

\* Server



## Match Results

**BAND Josh (JEY) 4-1 TETABO Katirakei (KIR)**

Game Summary		Match	Game 1	Game 2	Game 3	Game 4	Game 5	Game 6	Game 7
BAND Josh	JEY	4	11	11	7	11	11		
TETABO Katirakei	KIR	1	4	7	11	5	8		
Duration:		19min	3 min	4 min	4 min	3 min	4 min		

Match No : MS11 Table : 5

Umpires : CURTIS Neil (ENG) TITUS Denver (RSA)

Player Statistics	BAND Josh (JEY)								TETABO Katirakei (KIR)							
	Game							Match	Game							Match
	1	2	3	4	5	6	7		1	2	3	4	5	6	7	
Points won	11	11	7	11	11			51	4	7	11	5	8			35
Biggest lead	7	4	1	6	4			7	-	-	6	-	4			6
Points won on own serve	5	9	3	6	5			28	2	6	6	4	4			22
Points lost on own serve	2	1	5	1	4			13	6	2	4	4	6			22
Most consecutive points won	4	3	3	4	7			7	2	2	7	2	4			7
Greatest deficit overcome	-	-	-	-	4			4	-	-	1	-	-			1
Handedness/Grip	Left/Shakehand								Right/Shakehand							

### Game Progress

1	BAND Josh (JEY)	0	*2	3	*4	6	*7	8	*10	11		
	TETABO Katirakei (KIR)	*0	0	*1	2	*2	3	*4	4	4		
2	BAND Josh (JEY)	*0	2	*3	5	*6	7	*7	9	*9	11	
	TETABO Katirakei (KIR)	0	*0	1	*1	2	*3	5	*5	7	7	
3	BAND Josh (JEY)	0	*1	1	*1	1	*3	4	*5	7	7	
	TETABO Katirakei (KIR)	*0	1	*3	5	*7	7	*8	9	*9	11	
4	BAND Josh (JEY)	0	2	*3	4	*5	7	*7	9	11		
	TETABO Katirakei (KIR)	0	*0	1	*2	3	*3	5	*5	5		
5	BAND Josh (JEY)	0	*0	0	*2	4	*6	7	*9	10	*10	11
	TETABO Katirakei (KIR)	*0	2	*4	4	*4	4	*5	5	*6	8	8

### NOTES

The "Greatest deficit overcome" only applies when the player ends up winning the game.

### LEGEND

MS Men's Singles

\* Server



### Match Results

**CHEE FENG Leong (MAS) 4-0 BAND Josh (JEY)**

Game Summary		Match	Game 1	Game 2	Game 3	Game 4	Game 5	Game 6	Game 7
CHEE FENG Leong	MAS	4	11	16	11	11			
BAND Josh	JEY	0	4	14	3	6			
Duration:		21min	4 min	7 min	4 min	4 min			

Match No : MS25 Table : 5

Umpires : CURTIS Neil (ENG) TITUS Denver (RSA)

Player Statistics	CHEE FENG Leong (MAS)								BAND Josh (JEY)								
	Game							Match	Game							Match	
	1	2	3	4	5	6	7		1	2	3	4	5	6	7		
Points won	11	16	11	11				49	4	14	3	6					27
Biggest lead	8	2	8	5				8	-	2	-	1					2
Points won on own serve	6	10	5	6				27	3	9	2	3					17
Points lost on own serve	1	5	1	2				9	5	6	6	5					22
Most consecutive points won	7	3	5	4				7	2	3	2	3					3
Greatest deficit overcome	-	2	-	1				2	-	-	-	-					-
Handedness/Grip	Right/Shakehand								Left/Shakehand								

#### Game Progress

1	CHEE FENG Leong (MAS)	0	*2	3	*4	6	*8	10	*10	11								
	BAND Josh (JEY)	*0	0	*1	2	*2	2	*2	4	4								
2	CHEE FENG Leong (MAS)	*0	1	*2	4	*5	5	*6	7	*7	9	*10	11	*11	12	*12	12	*13
	BAND Josh (JEY)	0	*1	2	*2	3	*5	6	*7	9	*9	10	*10	11	*11	12	*13	13
		14	*14	15	16													
		*13	14	*14	14													
3	CHEE FENG Leong (MAS)	0	*2	4	*5	7	*8	9	11									
	BAND Josh (JEY)	*0	0	*0	1	*1	2	*3	3									
4	CHEE FENG Leong (MAS)	0	1	*3	4	*4	6	*7	8	*10	11							
	BAND Josh (JEY)	0	*1	1	*2	4	*4	5	*6	6	6							

#### NOTES

The "Greatest deficit overcome" only applies when the player ends up winning the game.

#### LEGEND

MS Men's Singles

\* Server



### Match Results

**CHEE FENG Leong (MAS) 4-0 TETABO Katirakei (KIR)**

Game Summary		Match	Game 1	Game 2	Game 3	Game 4	Game 5	Game 6	Game 7
CHEE FENG Leong	MAS	4	11	11	11	11			
TETABO Katirakei	KIR	0	4	3	4	1			
Duration:		14min	4 min	4 min	4 min	3 min			

Match No : MS39 Table : 5

Umpires : BROWN David (ENG) le PAGE Tim (GGY)

Player Statistics	CHEE FENG Leong (MAS)							Match	TETABO Katirakei (KIR)							Match
	Game								Game							
	1	2	3	4	5	6	7		1	2	3	4	5	6	7	
Points won	11	11	11	11				44	4	3	4	1				12
Biggest lead	7	8	7	10				10	1	-	-	-				1
Points won on own serve	5	5	5	5				20	1	2	1	0				4
Points lost on own serve	3	1	3	1				8	6	6	6	5				23
Most consecutive points won	8	4	6	10				10	1	1	1	1				1
Greatest deficit overcome	1	-	-	-				1	-	-	-	-				-
Handedness/Grip	Right/Shakehand								Right/Shakehand							

#### Game Progress

1	CHEE FENG Leong (MAS)	*0	1	*2	3	*5	7	*9	10	11
	TETABO Katirakei (KIR)	0	*1	2	*3	3	*3	3	*4	4
2	CHEE FENG Leong (MAS)	0	*2	4	*5	7	*8	9	11	
	TETABO Katirakei (KIR)	*0	0	*0	1	*1	2	*3	3	
3	CHEE FENG Leong (MAS)	*0	1	*2	3	*5	6	*8	10	11
	TETABO Katirakei (KIR)	0	*1	2	*3	3	*4	4	*4	4
4	CHEE FENG Leong (MAS)	0	*2	4	*6	8	*10	11		
	TETABO Katirakei (KIR)	0	0	*0	0	*0	0	1		

#### NOTES

The "Greatest deficit overcome" only applies when the player ends up winning the game.

#### LEGEND

MS Men's Singles

\* Server



## Match Results

**LAKE Calvin (SKN) 4-0 DYER Marlon (DMA)**

Game Summary		Match	Game 1	Game 2	Game 3	Game 4	Game 5	Game 6	Game 7
LAKE Calvin	SKN	4	11	11	11	11			
DYER Marlon	DMA	0	3	9	8	7			
Duration:		17min	3 min	4 min	4 min	4 min			

Match No : MS12 Table : 2

Umpires : HOPKINS Alan (AUS) KNOWLES Kathleen (SCO)

Player Statistics	LAKE Calvin (SKN)							Match	DYER Marlon (DMA)							Match
	Game								Game							
	1	2	3	4	5	6	7		1	2	3	4	5	6	7	
Points won	11	11	11	11				44	3	9	8	7				27
Biggest lead	8	2	4	6				8	-	2	1	-				2
Points won on own serve	7	9	8	5				29	2	8	6	4				20
Points lost on own serve	1	1	2	3				7	4	2	3	5				14
Most consecutive points won	4	3	5	5				5	1	2	3	3				3
Greatest deficit overcome	-	2	1	-				2	-	-	-	-				-
Handedness/Grip	Right/Shakehand								Right/Shakehand							

### Game Progress

1	LAKE Calvin (SKN)	*0	2	*3	5	*6	7	*9	11							
	DYER Marlon (DMA)	0	*0	1	*1	2	*3	3	3							
2	LAKE Calvin (SKN)	0	*0	2	*2	4	*5	6	*6	8	*9	11				
	DYER Marlon (DMA)	*0	2	*2	4	*4	5	*6	8	*8	9	9				
3	LAKE Calvin (SKN)	*0	2	*2	3	*5	7	*7	9	*9	10	11				
	DYER Marlon (DMA)	0	*0	2	*3	3	*3	5	*5	7	*8	8				
4	LAKE Calvin (SKN)	0	*1	3	*5	6	*7	9	*10	10	11					
	DYER Marlon (DMA)	0	1	*1	1	*2	3	*3	4	*6	7					

### NOTES

The "Greatest deficit overcome" only applies when the player ends up winning the game.

### LEGEND

MS Men's Singles

\* Server



## Match Results

**SIRISENA Rohan (SRI) 4-0 DYER Marlon (DMA)**

Game Summary		Match	Game 1	Game 2	Game 3	Game 4	Game 5	Game 6	Game 7
SIRISENA Rohan	SRI	4	11	11	11	11			
DYER Marlon	DMA	0	4	8	2	2			
Duration:		14min	3 min	5 min	3 min	4 min			

Match No : MS26 Table : 10

Umpires : JACKSON Brian (ENG) PETERS John (NGR)

Player Statistics	SIRISENA Rohan (SRI)								DYER Marlon (DMA)								
	Game							Match	Game							Match	
	1	2	3	4	5	6	7		1	2	3	4	5	6	7		
Points won	11	11	11	11				44	4	8	2	2					16
Biggest lead	9	3	9	9				9	-	2	1	-					2
Points won on own serve	5	5	6	6				22	2	3	2	2					9
Points lost on own serve	2	5	0	0				7	6	6	5	4					21
Most consecutive points won	9	3	8	6				9	3	2	1	2					3
Greatest deficit overcome	-	2	1	-				2	-	-	-	-					-
Handedness/Grip	Right/Shakehand								Right/Shakehand								

### Game Progress

1	SIRISENA Rohan (SRI)	0	*2	4	*6	8	*9	9	*10	11		
	DYER Marlon (DMA)	*0	0	*0	0	*0	1	*3	4	4		
2	SIRISENA Rohan (SRI)	*0	1	*2	2	*4	5	*6	8	*9	10	11
	DYER Marlon (DMA)	0	*1	2	*4	4	*5	6	*6	7	*8	8
3	SIRISENA Rohan (SRI)	0	*1	3	*4	6	*8	10	11			
	DYER Marlon (DMA)	*0	1	*1	2	*2	2	*2	2			
4	SIRISENA Rohan (SRI)	0	2	*4	6	*6	8	*10	11			
	DYER Marlon (DMA)	0	*0	0	*0	2	*2	2	2			

### NOTES

The "Greatest deficit overcome" only applies when the player ends up winning the game.

### LEGEND

MS Men's Singles

\* Server



TUE 29 JUL 2014  
10:40

## Match Results

**SIRISENA Rohan (SRI) 4-0 LAKE Calvin (SKN)**

Game Summary		Match	Game 1	Game 2	Game 3	Game 4	Game 5	Game 6	Game 7
SIRISENA Rohan	SRI	4	11	11	11	11			
LAKE Calvin	SKN	0	2	2	7	5			
Duration:		14min	3 min	2 min	4 min	4 min			

Match No : MS40 Table : 8

Umpires : TONGE Karen (ENG) BROWN Charles (SCO)

Player Statistics	SIRISENA Rohan (SRI)								LAKE Calvin (SKN)							
	Game							Match	Game							Match
	1	2	3	4	5	6	7		1	2	3	4	5	6	7	
Points won	11	11	11	11				44	2	2	7	5				16
Biggest lead	9	9	4	6				9	-	-	1	1				1
Points won on own serve	7	6	7	6				26	2	2	4	2				10
Points lost on own serve	0	0	3	2				5	4	5	4	5				18
Most consecutive points won	5	5	4	7				7	1	1	2	1				2
Greatest deficit overcome	-	-	1	1				1	-	-	-	-				-
Handedness/Grip	Right/Shakehand								Right/Shakehand							

### Game Progress

1	SIRISENA Rohan (SRI)	*0	2	*3	5	*6	8	*10	11		
	LAKE Calvin (SKN)	0	*0	1	*1	2	*2	2	2		
2	SIRISENA Rohan (SRI)	0	*2	4	*5	7	*8	10	11		
	LAKE Calvin (SKN)	*0	0	*0	1	*1	2	*2	2		
3	SIRISENA Rohan (SRI)	*0	2	*2	3	*4	5	*6	7	*9	11
	LAKE Calvin (SKN)	0	*0	2	*3	4	*5	6	*7	7	7
4	SIRISENA Rohan (SRI)	0	*1	2	*3	4	*5	7	*9	11	
	LAKE Calvin (SKN)	0	1	*2	3	*4	5	*5	5	5	

### NOTES

The "Greatest deficit overcome" only applies when the player ends up winning the game.

### LEGEND

MS Men's Singles

\* Server



## Match Results

**NG'ANDU Friday (ZAM) 4-0 HARA Stewart (MAW)**

Game Summary		Match	Game 1	Game 2	Game 3	Game 4	Game 5	Game 6	Game 7
NG'ANDU Friday	ZAM	4	11	11	11	11			
HARA Stewart	MAW	0	4	6	4	8			
Duration:		15min	3 min	3 min	3 min	4 min			

Match No : MS13 Table : 10

Umpires : MUDIBO Andrew (KEN) WILLIAMS Jackie (WAL)

Player Statistics	NG'ANDU Friday (ZAM)								HARA Stewart (MAW)							
	Game							Match	Game							Match
	1	2	3	4	5	6	7		1	2	3	4	5	6	7	
Points won	11	11	11	11				44	4	6	4	8				22
Biggest lead	7	5	7	3				7	-	-	-	4				4
Points won on own serve	6	6	6	8				26	2	4	2	7				15
Points lost on own serve	2	2	2	1				7	5	5	5	3				18
Most consecutive points won	6	4	4	6				6	2	3	1	3				3
Greatest deficit overcome	-	-	-	4				4	-	-	-	-				-
Handedness/Grip	/Shakehand								Right/Shakehand							

### Game Progress

1	NG'ANDU Friday (ZAM)	*0	2	*4	6	*7	8	*9	10	11		
	HARA Stewart (MAW)	0	*0	0	*0	1	*2	3	*4	4		
2	NG'ANDU Friday (ZAM)	0	*2	3	*3	5	*6	8	*9	10	11	
	HARA Stewart (MAW)	*0	0	*1	3	*3	4	*4	5	*6	6	
3	NG'ANDU Friday (ZAM)	*0	2	*3	4	*5	7	*9	10	11		
	HARA Stewart (MAW)	0	*0	1	*2	3	*3	3	*4	4		
4	NG'ANDU Friday (ZAM)	0	*0	2	*2	3	*3	5	*7	9	*10	11
	HARA Stewart (MAW)	*0	2	*2	4	*5	7	*7	7	*7	8	8

### NOTES

The "Greatest deficit overcome" only applies when the player ends up winning the game.

### LEGEND

MS Men's Singles

\*

Server





## Match Results

**JENKINS Stephen (WAL) 4-1 HARA Stewart (MAW)**

Game Summary		Match	Game 1	Game 2	Game 3	Game 4	Game 5	Game 6	Game 7
JENKINS Stephen	WAL	4	11	11	11	5	11		
HARA Stewart	MAW	1	5	3	3	11	7		
Duration:		22min	4 min	4 min	3 min	4 min	5 min		

Match No : MS27 Table : 1

Umpires : JUTLE Harry (ENG) SAVVA Andreas (CYP)

Player Statistics	JENKINS Stephen (WAL)								HARA Stewart (MAW)							
	Game							Match	Game							Match
	1	2	3	4	5	6	7		1	2	3	4	5	6	7	
Points won	11	11	11	5	11			49	5	3	3	11	7			29
Biggest lead	6	8	8	-	4			8	1	-	1	6	-			6
Points won on own serve	6	6	5	4	5			26	3	1	2	7	4			17
Points lost on own serve	2	2	1	3	3			11	5	5	6	1	6			23
Most consecutive points won	5	5	8	3	3			8	1	2	1	3	2			3
Greatest deficit overcome	1	-	1	-	-			1	-	-	-	-	-			-
Handedness/Grip	Right/Shakehand								Right/Shakehand							

### Game Progress

1	JENKINS Stephen (WAL)	0	*1	3	*5	6	*7	9	*10	11	
	HARA Stewart (MAW)	*0	1	*1	1	*2	3	*3	4	5	
2	JENKINS Stephen (WAL)	*0	2	*3	5	*7	7	*9	11		
	HARA Stewart (MAW)	0	*0	1	*1	1	*3	3	3		
3	JENKINS Stephen (WAL)	0	*1	2	*3	5	*7	9	11		
	HARA Stewart (MAW)	*0	1	*2	3	*3	3	*3	3		
4	JENKINS Stephen (WAL)	0	0	*1	3	*3	4	*4	5	5	
	HARA Stewart (MAW)	0	*2	3	*3	5	*6	8	*9	11	
5	JENKINS Stephen (WAL)	0	*1	3	*3	5	*6	6	*8	9	11
	HARA Stewart (MAW)	*0	1	*1	3	*3	4	*6	6	*7	7

### NOTES

The "Greatest deficit overcome" only applies when the player ends up winning the game.

### LEGEND

MS Men's Singles

\* Server



### Match Results

**JENKINS Stephen (WAL) 4-0 NG'ANDU Friday (ZAM)**

Game Summary		Match	Game 1	Game 2	Game 3	Game 4	Game 5	Game 6	Game 7
JENKINS Stephen	WAL	4	11	11	11	11			
NG'ANDU Friday	ZAM	0	7	9	2	5			
Duration:		19min	5 min	6 min	4 min	4 min			

Match No : MS41 Table : 3

Umpires : TAN Corelle (SIN) PURCELL Tom (ENG)

Player Statistics	JENKINS Stephen (WAL)								NG'ANDU Friday (ZAM)							
	Game							Match	Game							Match
	1	2	3	4	5	6	7		1	2	3	4	5	6	7	
Points won	11	11	11	11				44	7	9	2	5				23
Biggest lead	5	3	9	6				9	2	-	-	1				2
Points won on own serve	5	4	5	5				19	4	4	1	2				11
Points lost on own serve	3	5	1	2				11	6	6	5	6				23
Most consecutive points won	7	2	8	7				8	3	2	1	2				3
Greatest deficit overcome	2	-	-	1				2	-	-	-	-				-
Handedness/Grip	Right/Shakehand								/Shakehand							

#### Game Progress

1	JENKINS Stephen (WAL)	0	*0	2	*4	6	*7	8	*9	9	11	
	NG'ANDU Friday (ZAM)	*0	2	*2	2	*2	3	*4	5	*7	7	
2	JENKINS Stephen (WAL)	0	1	*3	4	*5	6	*7	8	*9	10	11
	NG'ANDU Friday (ZAM)	0	*1	1	*2	3	*4	5	*6	7	*8	9
3	JENKINS Stephen (WAL)	0	*2	4	*6	8	*9	10	11			
	NG'ANDU Friday (ZAM)	0	0	*0	0	*0	1	*2	2			
4	JENKINS Stephen (WAL)	0	1	*3	5	*7	7	*8	10	11		
	NG'ANDU Friday (ZAM)	0	*1	1	*1	1	*3	4	*4	5		

#### NOTES

The "Greatest deficit overcome" only applies when the player ends up winning the game.

#### LEGEND

MS Men's Singles

\*

Server



## Match Results

**SULTAN Godfrey (SEY) 4-3 DOWELL Mark-Anthony (BAR)**

Game Summary		Match	Game 1	Game 2	Game 3	Game 4	Game 5	Game 6	Game 7
SULTAN Godfrey	SEY	4	6	8	5	11	13	11	11
DOWELL Mark-Anthony	BAR	3	11	11	11	9	11	8	8
Duration:		44min	5 min	6 min	5 min	6 min	7 min	6 min	7 min

Match No : MS14 Table : 9

Umpires : MERCER Alexander (ENG) MUGWANYA Ronald (UGA)

Player Statistics	SULTAN Godfrey (SEY)								DOWELL Mark-Anthony (BAR)							
	Game							Match	Game							Match
	1	2	3	4	5	6	7		1	2	3	4	5	6	7	
Points won	6	8	5	11	13	11	11	65	11	11	11	9	11	8	8	69
Biggest lead	2	2	-	3	6	3	4	6	5	4	6	1	1	2	2	6
Points won on own serve	4	6	3	5	6	3	7	34	7	8	5	4	5	2	5	36
Points lost on own serve	4	3	5	4	6	6	2	30	2	1	2	6	7	7	4	29
Most consecutive points won	4	2	3	3	4	3	4	4	6	4	4	3	4	2	2	6
Greatest deficit overcome	-	-	-	1	1	2	2	2	2	2	-	-	-	-	-	2
Handedness/Grip	Right/Shakehand								Right/Shakehand							

### Game Progress

1	SULTAN Godfrey (SEY)	0	*0	1	*3	5	*5	5	*5	6	6					
	DOWELL Mark-Anthony (BAR)	*0	2	*3	3	*3	5	*7	9	*10	11					
2	SULTAN Godfrey (SEY)	0	2	*2	3	*3	4	*4	6	*7	8	8				
	DOWELL Mark-Anthony (BAR)	0	*0	2	*3	5	*6	8	*8	9	*10	11				
3	SULTAN Godfrey (SEY)	0	*0	1	*1	2	*4	5	*5	5						
	DOWELL Mark-Anthony (BAR)	0	2	*3	5	*6	6	*7	9	11						
4	SULTAN Godfrey (SEY)	0	1	*2	4	*5	6	*7	8	*9	9	11				
	DOWELL Mark-Anthony (BAR)	0	*1	2	*2	3	*4	5	*6	7	*9	9				
5	SULTAN Godfrey (SEY)	0	*1	3	*4	6	*8	9	*9	9	*10	10	*11	11	*12	13
	DOWELL Mark-Anthony (BAR)	*0	1	*1	2	*2	2	*3	5	*7	8	*10	10	*11	11	11
6	SULTAN Godfrey (SEY)	0	1	*2	2	*4	5	*7	8	*9	10	11				
	DOWELL Mark-Anthony (BAR)	0	*1	2	*4	4	*5	5	*6	7	*8	8				
7	SULTAN Godfrey (SEY)	0	*1	1	*3	5	*6	8	*8	10	*10	11				
	DOWELL Mark-Anthony (BAR)	0	1	*3	3	*3	4	*4	6	*6	8	8				

### NOTES

The "Greatest deficit overcome" only applies when the player ends up winning the game.

### LEGEND

MS Men's Singles

\* Server



## Match Results

MUHAMAD RIZAL Muhamad Ashraf Haiqal (MAS)

**4-0** DOWELL Mark-Anthony (BAR)

Game Summary		Match	Game 1	Game 2	Game 3	Game 4	Game 5	Game 6	Game 7
ASHRAF	MAS	4	11	11	11	11			
DOWELL Mark-Anthony	BAR	0	6	7	4	5			
Duration:		20min	4 min	6 min	4 min	5 min			

Match No : MS28 Table : 2

Umpires : JACKSON Brian (ENG) DUBEY Atul (IND)

Player Statistics	MUHAMAD RIZAL Muhamad Ashraf Haiqal (MAS)								DOWELL Mark-Anthony (BAR)								
	Game							Match	Game							Match	
	1	2	3	4	5	6	7		1	2	3	4	5	6	7		
Points won	11	11	11	11				44	6	7	4	5					22
Biggest lead	7	4	7	7				7	-	1	-	1					1
Points won on own serve	7	6	6	5				24	4	5	2	1					12
Points lost on own serve	2	2	2	3				9	4	5	5	6					20
Most consecutive points won	3	4	4	5				5	3	2	1	2					3
Greatest deficit overcome	-	1	-	1				1	-	-	-	-					-
Handedness/Grip	Right/Shakehand								Right/Shakehand								

### Game Progress

1	MUHAMAD RIZAL Muhamad Ashraf Haiqal (MAS)	*0	2	*3	5	*6	8	*9	9	*10	11
	DOWELL Mark-Anthony (BAR)	0	*0	1	*1	2	*2	3	*5	6	6
2	MUHAMAD RIZAL Muhamad Ashraf Haiqal (MAS)	0	*1	2	*3	5	*5	6	*7	9	11
	DOWELL Mark-Anthony (BAR)	*0	1	*2	3	*3	5	*6	7	*7	7
3	MUHAMAD RIZAL Muhamad Ashraf Haiqal (MAS)	*0	2	*3	4	*6	7	*8	10	11	
	DOWELL Mark-Anthony (BAR)	0	*0	1	*2	2	*3	4	*4	4	
4	MUHAMAD RIZAL Muhamad Ashraf Haiqal (MAS)	0	*1	3	*5	5	*7	9	*10	11	
	DOWELL Mark-Anthony (BAR)	0	1	*1	1	*3	3	*3	4	5	

### NOTES

The "Greatest deficit overcome" only applies when the player ends up winning the game.

### LEGEND

MS Men's Singles

\* Server



## Match Results

MUHAMAD RIZAL Muhamad Ashraf Haiqal (MAS)

**4-0** SULTAN Godfrey (SEY)

Game Summary		Match	Game 1	Game 2	Game 3	Game 4	Game 5	Game 6	Game 7
ASHRAF	MAS	4	12	11	11	11			
SULTAN Godfrey	SEY	0	10	3	9	5			
Duration:		21 min	5 min	3 min	6 min	4 min			

Match No : MS42 Table : 4

Umpires : CHAY Winnie (SIN) COCHRANE Dave (ENG)

Player Statistics	MUHAMAD RIZAL Muhamad Ashraf Haiqal (MAS)								SULTAN Godfrey (SEY)							
	Game							Match	Game							Match
	1	2	3	4	5	6	7		1	2	3	4	5	6	7	
Points won	12	11	11	11				45	10	3	9	5				27
Biggest lead	3	8	3	6				8	-	-	1	-				1
Points won on own serve	8	5	6	6				25	7	2	5	3				17
Points lost on own serve	3	1	4	2				10	4	6	5	4				19
Most consecutive points won	2	5	3	3				5	2	1	3	1				3
Greatest deficit overcome	-	-	1	-				1	-	-	-	-				-
Handedness/Grip	Right/Shakehand								Right/Shakehand							

### Game Progress

1	MUHAMAD RIZAL Muhamad Ashraf Haiqal (MAS)	*0	1	*2	4	*4	6	*7	8	*9	10	*10	11	12
	SULTAN Godfrey (SEY)	0	*1	2	*2	4	*4	5	*6	7	*8	10	*10	10
2	MUHAMAD RIZAL Muhamad Ashraf Haiqal (MAS)	0	*2	4	*5	6	*7	9	11					
	SULTAN Godfrey (SEY)	*0	0	*0	1	*2	3	*3	3					
3	MUHAMAD RIZAL Muhamad Ashraf Haiqal (MAS)	*0	2	*2	3	*4	5	*6	7	*9	10	11		
	SULTAN Godfrey (SEY)	0	*0	2	*3	4	*5	6	*7	7	*8	9		
4	MUHAMAD RIZAL Muhamad Ashraf Haiqal (MAS)	0	*2	3	*4	6	*7	9	*10	11				
	SULTAN Godfrey (SEY)	0	0	*1	2	*2	3	*3	4	5				

### NOTES

The "Greatest deficit overcome" only applies when the player ends up winning the game.

### LEGEND

MS Men's Singles

\* Server



## Match Results

**FARLEY Trevor (BAR) 4-1 MARSH Christopher (JAM)**

Game Summary		Match	Game 1	Game 2	Game 3	Game 4	Game 5	Game 6	Game 7
FARLEY Trevor	BAR	4	11	11	16	11	11		
MARSH Christopher	JAM	1	7	3	14	13	6		
Duration:		31min	4 min	4 min	9 min	7 min	4 min		

Match No : MS43 Table : 8

Umpires : KNOWLES Kathleen (SCO) SUTCLIFFE Russell (ENG)

Player Statistics	FARLEY Trevor (BAR)							Match	MARSH Christopher (JAM)							Match
	Game								Game							
	1	2	3	4	5	6	7		1	2	3	4	5	6	7	
Points won	11	11	16	11	11			60	7	3	14	13	6			43
Biggest lead	4	8	2	2	5			8	2	1	5	2	1			5
Points won on own serve	8	5	7	6	7			33	5	2	6	7	4			24
Points lost on own serve	2	1	8	6	2			19	3	6	9	5	4			27
Most consecutive points won	6	7	3	3	5			7	4	1	3	3	3			4
Greatest deficit overcome	2	1	5	-	1			5	-	-	-	2	-			2
Handedness/Grip	Right/Shakehand								/Shakehand							

### Game Progress

1	FARLEY Trevor (BAR)	*0	2	*3	4	*4	5	*5	7	*9	11							
	MARSH Christopher (JAM)	0	*0	1	*2	4	*5	7	*7	7	7							
2	FARLEY Trevor (BAR)	0	*1	3	*4	5	*7	9	11									
	MARSH Christopher (JAM)	*0	1	*1	2	*3	3	*3	3									
3	FARLEY Trevor (BAR)	*0	0	*1	1	*3	3	*4	6	*7	9	*10	11	*11	12	*12	12	*13
	MARSH Christopher (JAM)	0	*2	3	*5	5	*7	8	*8	9	*9	10	*10	11	*11	12	*13	13
			13	*14	15	16												
			*14	14	*14	14												
4	FARLEY Trevor (BAR)	0	*1	2	*3	4	*5	6	*7	9	*10	10	*10	11	*11	11		11
	MARSH Christopher (JAM)	*0	1	*2	3	*4	5	*6	7	*7	8	*10	11	*11	12	13		13
5	FARLEY Trevor (BAR)	*0	2	*2	3	*5	7	*8	9	*10	11							
	MARSH Christopher (JAM)	0	*0	2	*3	3	*3	4	*5	6	6							

### NOTES

The "Greatest deficit overcome" only applies when the player ends up winning the game.

### LEGEND

MS Men's Singles

\* Server



## Match Results

**TOWNSEND Kane (AUS) 4-0 FARLEY Trevor (BAR)**

Game Summary		Match	Game 1	Game 2	Game 3	Game 4	Game 5	Game 6	Game 7
TOWNSEND Kane	AUS	4	12	11	11	11			
FARLEY Trevor	BAR	0	10	7	7	9			
Duration:		19min	5 min	4 min	4 min	5 min			

Match No : MS61 Table : 3

Umpires : HIGGINS Peter (WAL) ROBERTS Averil (AUS)

Player Statistics	TOWNSEND Kane (AUS)								FARLEY Trevor (BAR)							
	Game							Match	Game							Match
	1	2	3	4	5	6	7		1	2	3	4	5	6	7	
Points won	12	11	11	11				45	10	7	7	9				33
Biggest lead	2	4	4	2				4	4	2	-	4				4
Points won on own serve	6	7	4	4				21	5	4	3	4				16
Points lost on own serve	5	3	4	5				17	6	4	7	6				23
Most consecutive points won	5	6	3	4				6	3	3	2	5				5
Greatest deficit overcome	4	2	-	4				4	-	-	-	-				-
Handedness/Grip	Left/Shakehand								Right/Shakehand							

### Game Progress

1	<b>TOWNSEND Kane (AUS)</b>	0	*0	1	*2	2	*4	5	*6	7	*8	10	*11	12
	FARLEY Trevor (BAR)	*0	2	*3	4	*6	6	*7	8	*9	10	*10	10	10
2	<b>TOWNSEND Kane (AUS)</b>	*0	1	*1	2	*3	5	*7	9	*10	11			
	FARLEY Trevor (BAR)	0	*1	3	*4	5	*5	5	*5	6	7			
3	<b>TOWNSEND Kane (AUS)</b>	0	*2	2	*3	5	*6	7	*8	9	11			
	FARLEY Trevor (BAR)	*0	0	*2	3	*3	4	*5	6	*7	7			
4	<b>TOWNSEND Kane (AUS)</b>	0	1	*2	3	*3	3	*4	6	*8	9	11		
	FARLEY Trevor (BAR)	0	*1	2	*3	5	*7	8	*8	8	*9	9		

### NOTES

The "Greatest deficit overcome" only applies when the player ends up winning the game.

### LEGEND

MS Men's Singles

\* Server



## Match Results

**TOWNSEND Kane (AUS) 4-0 MARSH Christopher (JAM)**

Game Summary		Match	Game 1	Game 2	Game 3	Game 4	Game 5	Game 6	Game 7
TOWNSEND Kane	AUS	4	11	11	11	11			
MARSH Christopher	JAM	0	7	5	4	4			
Duration:		19min	5 min	4 min	4 min	4 min			

Match No : MS79 Table : 2

Umpires : BROWN Charles (SCO) SCARR Val (NZL)

Player Statistics	TOWNSEND Kane (AUS)								MARSH Christopher (JAM)							
	Game							Match	Game							Match
	1	2	3	4	5	6	7		1	2	3	4	5	6	7	
Points won	11	11	11	11				44	7	5	4	4	5	6	7	20
Biggest lead	4	6	7	7				7	3	-	-	-				3
Points won on own serve	6	6	6	6				24	3	3	2	3				11
Points lost on own serve	4	2	2	1				9	5	5	5	5				20
Most consecutive points won	4	5	4	5				5	3	3	2	2				3
Greatest deficit overcome	3	-	-	-				3	-	-	-	-				-
Handedness/Grip	Left/Shakehand								/Shakehand							

### Game Progress

1	<b>TOWNSEND Kane (AUS)</b>	*0	1	*1	2	*4	5	*7	8	*9	11
	MARSH Christopher (JAM)	0	*1	3	*4	4	*5	5	*6	7	7
2	<b>TOWNSEND Kane (AUS)</b>	0	*2	4	*4	5	*6	8	*10	11	
	MARSH Christopher (JAM)	*0	0	*0	2	*3	4	*4	4	5	
3	<b>TOWNSEND Kane (AUS)</b>	*0	2	*3	4	*6	7	*8	10	11	
	MARSH Christopher (JAM)	0	*0	1	*2	2	*3	4	*4	4	
4	<b>TOWNSEND Kane (AUS)</b>	0	*2	3	*4	6	*6	8	*10	11	
	MARSH Christopher (JAM)	*0	0	*1	2	*2	4	*4	4	4	

### NOTES

The "Greatest deficit overcome" only applies when the player ends up winning the game.

### LEGEND

MS Men's Singles

\* Server





### Match Results

**RAMEEZ Muhammad (PAK) 4-0 FERDINAND Omarie (LCA)**

Game Summary		Match	Game 1	Game 2	Game 3	Game 4	Game 5	Game 6	Game 7
RAMEEZ Muhammad	PAK	4	11	11	11	11			
FERDINAND Omarie	LCA	0	7	6	6	7			
Duration:		21min	4 min	4 min	4 min	6 min			

Match No : MS44 Table : 1

Umpires : WILLIAMSON Bob (ENG) WANG Luan Foon (MAS)

Player Statistics	RAMEEZ Muhammad (PAK)								FERDINAND Omarie (LCA)								
	Game							Match	Game							Match	
	1	2	3	4	5	6	7		1	2	3	4	5	6	7		
Points won	11	11	11	11				44	7	6	6	7	5	6			26
Biggest lead	4	5	7	5				7	2	1	-	2					2
Points won on own serve	8	6	5	4				23	5	4	2	5					16
Points lost on own serve	2	2	4	4				12	3	5	6	4					18
Most consecutive points won	5	4	6	3				6	2	2	4	2					4
Greatest deficit overcome	2	1	-	2				2	-	-	-	-					-
Handedness/Grip	Right/Shakehand								Right/Shakehand								

#### Game Progress

1	RAMEEZ Muhammad (PAK)	*0	1	*1	3	*5	6	*7	9	*9	11
	FERDINAND Omarie (LCA)	0	*1	3	*3	3	*4	5	*5	7	7
2	RAMEEZ Muhammad (PAK)	0	*1	2	*3	5	*6	8	*9	10	11
	FERDINAND Omarie (LCA)	*0	1	*2	3	*3	4	*4	5	*6	6
3	RAMEEZ Muhammad (PAK)	*0	1	*3	5	*7	8	*9	9	*10	11
	FERDINAND Omarie (LCA)	0	*1	1	*1	1	*2	3	*5	6	6
4	RAMEEZ Muhammad (PAK)	0	*0	2	*3	3	4	*8	9	*10	11
	FERDINAND Omarie (LCA)	*0	2	*2	3	*5	*6	4	*5	6	7

#### NOTES

The "Greatest deficit overcome" only applies when the player ends up winning the game.

#### LEGEND

MS Men's Singles

\* Server



## Match Results

**ROBINSON Ashley (NIR) 4-0 FERDINAND Omarie (LCA)**

Game Summary		Match	Game 1	Game 2	Game 3	Game 4	Game 5	Game 6	Game 7
<b>ROBINSON Ashley</b>	NIR	<b>4</b>	11	11	11	11			
FERDINAND Omarie	LCA	<b>0</b>	1	4	3	4			
Duration:		<b>14min</b>	3 min	3 min	3 min	3 min			

Match No : MS62 Table : 4

Umpires : GOUGH David (ENG) DZIOBA Greg (CAN)

Player Statistics	ROBINSON Ashley (NIR)								Match	FERDINAND Omarie (LCA)								Match
	Game							Match		Game							Match	
	1	2	3	4	5	6	7			1	2	3	4	5	6	7		
Points won	11	11	11	11					<b>44</b>	1	4	3	4					<b>12</b>
Biggest lead	10	7	8	7					<b>10</b>	-	-	-	-					-
Points won on own serve	6	4	6	3					<b>19</b>	1	1	1	0					<b>3</b>
Points lost on own serve	0	3	2	4					<b>9</b>	5	7	5	8					<b>25</b>
Most consecutive points won	6	5	7	3					<b>7</b>	1	2	1	2					<b>2</b>
Greatest deficit overcome	-	-	-	-					-	-	-	-	-					-
Handedness/Grip	Right/Shakehand									Right/Shakehand								

### Game Progress

1	<b>ROBINSON Ashley (NIR)</b>	*0	2	*4	6	*7	9	<b>11</b>		
	FERDINAND Omarie (LCA)	0	*0	0	*0	1	*1	<b>1</b>		
2	<b>ROBINSON Ashley (NIR)</b>	0	*2	3	*5	5	*7	9	*10	<b>11</b>
	FERDINAND Omarie (LCA)	*0	0	*1	1	*3	3	*3	4	<b>4</b>
3	<b>ROBINSON Ashley (NIR)</b>	*0	1	*3	4	*5	7	*9	<b>11</b>	
	FERDINAND Omarie (LCA)	0	*1	1	*2	3	*3	3	<b>3</b>	
4	<b>ROBINSON Ashley (NIR)</b>	0	*2	2	*4	5	*7	8	*10	<b>11</b>
	FERDINAND Omarie (LCA)	*0	0	*2	2	*3	3	*4	4	<b>4</b>

### NOTES

The "Greatest deficit overcome" only applies when the player ends up winning the game.

### LEGEND

**MS** Men's Singles

\* Server



## Match Results

**ROBINSON Ashley (NIR) 4-1 RAMEEZ Muhammad (PAK)**

Game Summary		Match	Game 1	Game 2	Game 3	Game 4	Game 5	Game 6	Game 7
<b>ROBINSON Ashley</b>	NIR	<b>4</b>	11	11	11	9	11		
RAMEEZ Muhammad	PAK	<b>1</b>	6	4	3	11	3		
Duration:		<b>22min</b>	4 min	3 min	4 min	5 min	4 min		

Match No : MS80 Table : 5

Umpires : CLAXTON Roy (SCO) EDWARDS David (ENG)

Player Statistics	ROBINSON Ashley (NIR)							Match	RAMEEZ Muhammad (PAK)							Match
	Game								Game							
	1	2	3	4	5	6	7		1	2	3	4	5	6	7	
Points won	11	11	11	9	11			<b>53</b>	6	4	3	11	3			<b>27</b>
Biggest lead	5	8	9	1	8			<b>9</b>	1	-	-	4	-			<b>4</b>
Points won on own serve	6	6	6	4	5			<b>27</b>	3	3	1	4	0			<b>11</b>
Points lost on own serve	3	1	2	6	3			<b>15</b>	5	5	5	5	6			<b>26</b>
Most consecutive points won	5	7	6	5	4			<b>7</b>	2	2	2	4	1			<b>4</b>
Greatest deficit overcome	1	-	-	-	-			<b>1</b>	-	-	-	1	-			<b>1</b>
Handedness/Grip	Right/Shakehand								Right/Shakehand							

### Game Progress

1	<b>ROBINSON Ashley (NIR)</b>	*0	1	*2	3	*4	5	*7	9	*10	<b>11</b>	
	RAMEEZ Muhammad (PAK)	0	*1	2	*3	4	*5	5	*5	6	<b>6</b>	
2	<b>ROBINSON Ashley (NIR)</b>	0	*2	4	*6	7	*8	10	*10	<b>11</b>		
	RAMEEZ Muhammad (PAK)	*0	0	*0	0	*1	2	*2	4	<b>4</b>		
3	<b>ROBINSON Ashley (NIR)</b>	*0	2	*4	5	*7	9	*10	<b>11</b>			
	RAMEEZ Muhammad (PAK)	0	*0	0	*1	1	*1	2	<b>3</b>			
4	ROBINSON Ashley (NIR)	0	*0	0	*2	4	*5	6	*7	7	*8	<b>9</b>
	<b>RAMEEZ Muhammad (PAK)</b>	0	2	*4	4	*4	5	*6	7	*9	10	<b>11</b>
5	<b>ROBINSON Ashley (NIR)</b>	*0	2	*4	5	*7	8	*10	<b>11</b>			
	RAMEEZ Muhammad (PAK)	0	*0	0	*1	1	*2	2	<b>3</b>			

### NOTES

The "Greatest deficit overcome" only applies when the player ends up winning the game.

### LEGEND

**MS** Men's Singles

\* Server



### Match Results

**DESHAPPRIYA Dinesh (SRI) 4-1 LEWIS Idi (GUY)**

Game Summary		Match	Game 1	Game 2	Game 3	Game 4	Game 5	Game 6	Game 7
DESHAPPRIYA Dinesh	SRI	4	7	12	12	11	11		
LEWIS Idi	GUY	1	11	10	10	8	7		
Duration:		31min	5 min	6 min	5 min	6 min	6 min		

Match No : MS45 Table : 2

Umpires : BROWN Charles (SCO) SCARR Val (NZL)

Player Statistics	DESHAPPRIYA Dinesh (SRI)								LEWIS Idi (GUY)							
	Game							Match	Game							Match
	1	2	3	4	5	6	7		1	2	3	4	5	6	7	
Points won	7	12	12	11	11			53	11	10	10	8	7			46
Biggest lead	1	3	3	3	4			4	4	-	1	5	-			5
Points won on own serve	5	5	7	5	8			30	6	4	6	4	5			25
Points lost on own serve	5	6	4	4	2			21	2	7	5	6	3			23
Most consecutive points won	1	3	2	7	3			7	3	3	3	6	3			6
Greatest deficit overcome	-	-	1	5	-			5	1	-	-	-	-			1
Handedness/Grip	Right/Shakehand								Left/Shakehand							

#### Game Progress

1	DESHAPPRIYA Dinesh (SRI)	*0	1	*2	3	*4	5	*5	6	*6	7			
	LEWIS Idi (GUY)	0	*1	2	*3	4	*5	7	*8	10	11			
2	DESHAPPRIYA Dinesh (SRI)	0	*2	3	*4	5	*6	6	*7	9	*10	10	*11	12
	LEWIS Idi (GUY)	*0	0	*1	2	*3	4	*6	7	*7	8	*10	10	10
3	DESHAPPRIYA Dinesh (SRI)	*0	1	*2	3	*4	6	*7	8	*9	10	*10	11	12
	LEWIS Idi (GUY)	0	*1	2	*3	4	*4	5	*6	7	*8	10	*10	10
4	DESHAPPRIYA Dinesh (SRI)	0	*1	1	*1	2	*3	4	*6	8	*10	11		
	LEWIS Idi (GUY)	*0	1	*3	5	*6	7	*8	8	*8	8	8		
5	DESHAPPRIYA Dinesh (SRI)	*0	2	*3	4	*4	6	*7	8	*9	11			
	LEWIS Idi (GUY)	0	*0	1	*2	4	*4	5	*6	7	7			

#### NOTES

The "Greatest deficit overcome" only applies when the player ends up winning the game.

#### LEGEND

MS Men's Singles

\* Server



## Match Results

**CORDUE John (NZL) 4-1 LEWIS Idi (GUY)**

Game Summary		Match	Game 1	Game 2	Game 3	Game 4	Game 5	Game 6	Game 7
<b>CORDUE John</b>	<b>NZL</b>	<b>4</b>	9	11	11	11	14		
<b>LEWIS Idi</b>	<b>GUY</b>	<b>1</b>	11	5	8	4	12		
Duration:		<b>30min</b>	6 min	4 min	5 min	4 min	8 min		

Match No : MS63 Table : 5

Umpires : le PAGE Tim (GGY) SRINIVASAN Sridhar (IND)

Player Statistics	CORDUE John (NZL)								LEWIS Idi (GUY)							
	Game							Match	Game							Match
	1	2	3	4	5	6	7		1	2	3	4	5	6	7	
Points won	9	11	11	11	14			<b>56</b>	11	5	8	4	12			<b>40</b>
Biggest lead	4	6	3	7	3			<b>7</b>	2	-	1	2	2			<b>2</b>
Points won on own serve	5	8	5	5	9			<b>32</b>	6	5	4	1	7			<b>23</b>
Points lost on own serve	5	0	4	3	4			<b>16</b>	4	3	6	6	5			<b>24</b>
Most consecutive points won	3	5	4	9	3			<b>9</b>	5	2	3	2	3			<b>5</b>
Greatest deficit overcome	-	-	1	2	2			<b>2</b>	4	-	-	-	-			<b>4</b>
Handedness/Grip	Right/Shakehand								Left/Shakehand							

### Game Progress

1	<b>CORDUE John (NZL)</b>	0	*1	3	*4	6	*6	6	*8	9	*9	<b>9</b>	<b>LEWIS Idi (GUY)</b>	*0	1	*1	2	*2	4	*6	6	*7	9	<b>11</b>												
2	<b>CORDUE John (NZL)</b>	*0	2	*2	4	*4	6	*7	9	<b>11</b>	<b>LEWIS Idi (GUY)</b>	0	*0	2	*2	4	*4	5	*5	<b>5</b>																
3	<b>CORDUE John (NZL)</b>	0	*2	2	*3	5	*5	6	*8	9	*10	<b>11</b>	<b>LEWIS Idi (GUY)</b>	*0	0	*2	3	*3	5	*6	6	*7	8	<b>8</b>												
4	<b>CORDUE John (NZL)</b>	*0	0	*1	2	*4	6	*8	10	<b>11</b>	<b>LEWIS Idi (GUY)</b>	0	*2	3	*4	4	*4	4	*4	<b>4</b>																
5	<b>CORDUE John (NZL)</b>	0	*0	2	*3	5	*6	7	*7	9	*9	10	*11	11	*12	12	*13	<b>14</b>	<b>LEWIS Idi (GUY)</b>	0	2	*2	3	*3	4	*5	7	*7	9	*10	10	*11	11	*12	12	<b>12</b>

### NOTES

The "Greatest deficit overcome" only applies when the player ends up winning the game.

### LEGEND

**MS** Men's Singles

\* Server



## Match Results

**DESHAPPRIYA Dinesh (SRI) 4-1 CORDUE John (NZL)**

Game Summary		Match	Game 1	Game 2	Game 3	Game 4	Game 5	Game 6	Game 7
DESHAPPRIYA Dinesh	SRI	4	7	11	11	11	11		
CORDUE John	NZL	1	11	9	9	7	7		
Duration:		35min	5 min	6 min	6 min	6 min	7 min		

Match No : MS81 Table : 7

Umpires : HIGGINS Peter (WAL) ROBERTS Averil (AUS)

Player Statistics	DESHAPPRIYA Dinesh (SRI)							Match	CORDUE John (NZL)							Match
	Game								Game							
	1	2	3	4	5	6	7		1	2	3	4	5	6	7	
Points won	7	11	11	11	11			51	11	9	9	7	7			43
Biggest lead	-	2	2	4	4			4	4	4	1	1	2			4
Points won on own serve	4	8	5	5	6			28	5	7	4	4	4			24
Points lost on own serve	6	2	5	3	3			19	3	3	6	6	4			22
Most consecutive points won	3	6	2	3	6			6	3	3	2	3	4			4
Greatest deficit overcome	-	4	1	1	2			4	-	-	-	-	-			-
Handedness/Grip	Right/Shakehand								Right/Shakehand							

### Game Progress

1	DESHAPPRIYA Dinesh (SRI)	*0	0	*1	2	*3	4	*4	6	*7	7	
	CORDUE John (NZL)	0	*2	3	*4	5	*6	8	*8	9	11	
2	DESHAPPRIYA Dinesh (SRI)	0	*0	2	*3	4	*4	5	*5	7	*9	11
	CORDUE John (NZL)	*0	2	*2	3	*4	6	*7	9	*9	9	9
3	DESHAPPRIYA Dinesh (SRI)	*0	1	*2	3	*4	5	*6	7	*8	9	11
	CORDUE John (NZL)	0	*1	2	*3	4	*5	6	*7	8	*9	9
4	DESHAPPRIYA Dinesh (SRI)	0	*2	2	*3	4	*5	7	*8	10	11	
	CORDUE John (NZL)	*0	0	*2	3	*4	5	*5	6	*6	7	
5	DESHAPPRIYA Dinesh (SRI)	0	1	*1	3	*5	7	*7	7	*9	11	
	CORDUE John (NZL)	0	*1	3	*3	3	*3	5	*7	7	7	

### NOTES

The "Greatest deficit overcome" only applies when the player ends up winning the game.

### LEGEND

MS Men's Singles

\* Server



### Match Results

**TUMAINI Amoni Amanuel (TAN) 4-1 GAYMES JR Kavir (SVG)**

Game Summary		Match	Game 1	Game 2	Game 3	Game 4	Game 5	Game 6	Game 7
TUMAINI Amoni Amanuel	TAN	4	11	11	8	13	11		
GAYMES JR Kavir	SVG	1	5	4	11	11	6		
Duration:		27min	4 min	4 min	5 min	7 min	4 min		

Match No : MS46 Table : 7

Umpires : HOUSTON Sinclair (SCO) MACKEY John (ENG)

Player Statistics	TUMAINI Amoni Amanuel (TAN)								GAYMES JR Kavir (SVG)							
	Game							Match	Game							Match
	1	2	3	4	5	6	7		1	2	3	4	5	6	7	
Points won	11	11	8	13	11			54	5	4	11	11	6			37
Biggest lead	6	8	-	3	5			8	-	-	3	2	-			3
Points won on own serve	5	6	4	3	8			26	2	3	5	2	5			17
Points lost on own serve	3	1	6	9	1			20	6	5	4	9	3			27
Most consecutive points won	4	6	3	3	3			6	2	2	3	5	2			5
Greatest deficit overcome	-	-	-	2	-			2	-	-	-	-	-			-
Handedness/Grip	/Shakehand								Left/Shakehand							

#### Game Progress

1	TUMAINI Amoni Amanuel (TAN)	*0	2	*3	4	*5	6	*8	9	11						
	GAYMES JR Kavir (SVG)	0	*0	1	*2	3	*4	4	*5	5						
2	TUMAINI Amoni Amanuel (TAN)	0	*2	3	*5	7	*8	10	*10	11						
	GAYMES JR Kavir (SVG)	*0	0	*1	1	*1	2	*2	4	4						
3	TUMAINI Amoni Amanuel (TAN)	*0	0	*1	2	*3	4	*6	7	*7	8	8				
	GAYMES JR Kavir (SVG)	0	*2	3	*4	5	*6	6	*7	9	*10	11				
4	TUMAINI Amoni Amanuel (TAN)	0	*2	3	*3	3	*5	5	*7	8	*10	10	*11	11	*12	13
	GAYMES JR Kavir (SVG)	0	0	*1	3	*5	5	*7	7	*8	8	*10	10	*11	11	11
5	TUMAINI Amoni Amanuel (TAN)	*0	1	*2	4	*4	6	*7	9	*10	11					
	GAYMES JR Kavir (SVG)	0	*1	2	*2	4	*4	5	*5	6	6					

#### NOTES

The "Greatest deficit overcome" only applies when the player ends up winning the game.

#### LEGEND

MS Men's Singles

\* Server



## Match Results

**DOHERTY Sean (SCO) 4-0 GAYMES JR Kavir (SVG)**

Game Summary		Match	Game 1	Game 2	Game 3	Game 4	Game 5	Game 6	Game 7
DOHERTY Sean	SCO	4	11	11	11	11			
GAYMES JR Kavir	SVG	0	3	5	6	4			
Duration:		18min	4 min	3 min	4 min	5 min			

Match No : MS64 Table : 7

Umpires : HOUSTON Sinclair (SCO) MACKEY John (ENG)

Player Statistics	DOHERTY Sean (SCO)								Match	GAYMES JR Kavir (SVG)								Match
	Game							Match		Game							Match	
	1	2	3	4	5	6	7			1	2	3	4	5	6	7		
Points won	11	11	11	11					44	3	5	6	4	5	6	7		18
Biggest lead	8	6	5	7					8	2	1	1	1					2
Points won on own serve	5	6	7	6					24	0	3	4	2					9
Points lost on own serve	3	2	2	1					8	6	5	4	5					20
Most consecutive points won	9	6	4	6					9	2	4	3	2					4
Greatest deficit overcome	2	1	1	1					2	-	-	-	-					-
Handedness/Grip	Right/Shakehand									Left/Shakehand								

### Game Progress

1	DOHERTY Sean (SCO)	*0	0	*2	3	*5	7	*9	11		
	GAYMES JR Kavir (SVG)	0	*2	2	*3	3	*3	3	3		
2	DOHERTY Sean (SCO)	0	*2	3	*3	4	*6	8	*9	11	
	GAYMES JR Kavir (SVG)	*0	0	*1	3	*4	4	*4	5	5	
3	DOHERTY Sean (SCO)	*0	1	*3	4	*4	6	*7	9	*10	11
	GAYMES JR Kavir (SVG)	0	*1	1	*2	4	*4	5	*5	6	6
4	DOHERTY Sean (SCO)	0	*1	3	*4	6	*8	9	*10	11	
	GAYMES JR Kavir (SVG)	0	1	*1	2	*2	2	*3	4	4	

### NOTES

The "Greatest deficit overcome" only applies when the player ends up winning the game.

### LEGEND

MS Men's Singles

\* Server





## Match Results

**DOHERTY Sean (SCO) 4-0 TUMAINI Amoni Amanuel (TAN)**

Game Summary		Match	Game 1	Game 2	Game 3	Game 4	Game 5	Game 6	Game 7
DOHERTY Sean	SCO	4	11	11	11	11			
TUMAINI Amoni Amanuel	TAN	0	3	5	1	9			
Duration:		19min	4 min	4 min	3 min	6 min			

Match No : MS82 Table : 1

Umpires : WILLIAMSON Bob (ENG) WANG Luan Foon (MAS)

Player Statistics	DOHERTY Sean (SCO)								Match	TUMAINI Amoni Amanuel (TAN)								Match
	Game							Match		Game							Match	
	1	2	3	4	5	6	7			1	2	3	4	5	6	7		
Points won	11	11	11	11					44	3	5	1	9					18
Biggest lead	8	6	10	4					10	-	-	-	-					-
Points won on own serve	4	7	6	5					22	1	4	1	5					11
Points lost on own serve	2	1	0	4					7	7	4	5	5					21
Most consecutive points won	6	5	8	4					8	2	2	1	2					2
Greatest deficit overcome	-	-	-	-					-	-	-	-	-					-
Handedness/Grip	Right/Shakehand									/Shakehand								

### Game Progress

1	DOHERTY Sean (SCO)	0	*2	4	*6	6	*7	9	11										
	TUMAINI Amoni Amanuel (TAN)	*0	0	*0	0	*2	3	*3	3										
2	DOHERTY Sean (SCO)	*0	2	*2	4	*5	7	*9	10	11									
	TUMAINI Amoni Amanuel (TAN)	0	*0	2	*2	3	*3	3	*4	5									
3	DOHERTY Sean (SCO)	0	*2	4	*6	8	*9	11											
	TUMAINI Amoni Amanuel (TAN)	*0	0	*0	0	*0	1	1											
4	DOHERTY Sean (SCO)	0	2	*4	4	*5	6	*7	9	*9	10	11							
	TUMAINI Amoni Amanuel (TAN)	0	*0	0	*2	3	*4	5	*5	7	*8	9							

### NOTES

The "Greatest deficit overcome" only applies when the player ends up winning the game.

### LEGEND

MS Men's Singles

\* Server



## Match Results

**LAURENCE Dario (SEY) 4-0 BEIA Teitua (KIR)**

Game Summary		Match	Game 1	Game 2	Game 3	Game 4	Game 5	Game 6	Game 7
LAURENCE Dario	SEY	4	11	11	11	11			
BEIA Teitua	KIR	0	6	5	9	8			
Duration:		16min	3 min	3 min	4 min	4 min			

Match No : MS47 Table : 5

Umpires : CLAXTON Roy (SCO) EDWARDS David (ENG)

Player Statistics	LAURENCE Dario (SEY)								BEIA Teitua (KIR)							
	Game							Match	Game							Match
	1	2	3	4	5	6	7		1	2	3	4	5	6	7	
Points won	11	11	11	11				44	6	5	9	8				28
Biggest lead	5	6	4	5				6	-	2	-	-				2
Points won on own serve	6	7	8	5				26	3	4	7	4				18
Points lost on own serve	3	1	2	4				10	5	4	3	5				17
Most consecutive points won	2	6	3	3				6	2	3	3	3				3
Greatest deficit overcome	-	2	-	-				2	-	-	-	-				-
Handedness/Grip	Right/Shakehand								Right/Shakehand							

### Game Progress

1	LAURENCE Dario (SEY)	*0	1	*3	4	*5	6	*7	9	*10	11	
	BEIA Teitua (KIR)	0	*1	1	*2	3	*4	5	*5	6	6	
2	LAURENCE Dario (SEY)	0	*1	2	*2	4	*6	8	*9	11		
	BEIA Teitua (KIR)	*0	1	*2	4	*4	4	*4	5	5		
3	LAURENCE Dario (SEY)	*0	2	*3	5	*5	7	*7	8	*8	9	11
	BEIA Teitua (KIR)	0	*0	1	*1	3	*3	5	*6	8	*9	9
4	LAURENCE Dario (SEY)	0	*2	3	*5	6	*7	8	*9	10	*10	11
	BEIA Teitua (KIR)	0	0	*1	1	*2	3	*4	5	*6	8	8

### NOTES

The "Greatest deficit overcome" only applies when the player ends up winning the game.

### LEGEND

MS Men's Singles

\* Server



## Match Results

**RANASINGHA Udaya (SRI) 4-0 BEIA Teitua (KIR)**

Game Summary		Match	Game 1	Game 2	Game 3	Game 4	Game 5	Game 6	Game 7
<b>RANASINGHA Udaya</b>	<b>SRI</b>	<b>4</b>	11	11	11	11			
BEIA Teitua	KIR	0	6	8	3	6			
Duration:		<b>14min</b>	3 min	4 min	3 min	4 min			

Match No : MS65 Table : 8

Umpires : KNOWLES Kathleen (SCO) SUTCLIFFE Russell (ENG)

Player Statistics	RANASINGHA Udaya (SRI)							Match	BEIA Teitua (KIR)							Match
	Game								Game							
	1	2	3	4	5	6	7		1	2	3	4	5	6	7	
Points won	11	11	11	11				<b>44</b>	6	8	3	6				<b>23</b>
Biggest lead	7	3	8	5				<b>8</b>	-	2	-	1				<b>2</b>
Points won on own serve	5	7	4	7				<b>23</b>	3	5	1	4				<b>13</b>
Points lost on own serve	3	3	2	2				<b>10</b>	6	4	7	4				<b>21</b>
Most consecutive points won	5	3	5	5				<b>5</b>	3	3	2	4				<b>4</b>
Greatest deficit overcome	-	2	-	1				<b>2</b>	-	-	-	-				<b>-</b>
Handedness/Grip	Right/Shakehand								Right/Shakehand							

### Game Progress

1	<b>RANASINGHA Udaya (SRI)</b>	0	*1	3	*4	6	*8	9	*10	10	<b>11</b>	
	BEIA Teitua (KIR)	*0	1	*1	2	*2	2	*3	4	*6	<b>6</b>	
2	<b>RANASINGHA Udaya (SRI)</b>	*0	1	*3	4	*4	5	*5	7	*8	10	<b>11</b>
	BEIA Teitua (KIR)	0	*1	1	*2	4	*5	7	*7	8	*8	<b>8</b>
3	<b>RANASINGHA Udaya (SRI)</b>	0	*2	2	*4	6	*7	9	<b>11</b>			
	BEIA Teitua (KIR)	*0	0	*2	2	*2	3	*3	<b>3</b>			
4	<b>RANASINGHA Udaya (SRI)</b>	*0	2	*3	4	*4	5	*7	9	*10	<b>11</b>	
	BEIA Teitua (KIR)	0	*0	1	*2	4	*5	5	*5	6	<b>6</b>	

### NOTES

The "Greatest deficit overcome" only applies when the player ends up winning the game.

### LEGEND

**MS** Men's Singles

\* Server



## Match Results

**RANASINGHA Udaya (SRI) 4-0 LAURENCE Dario (SEY)**

Game Summary		Match	Game 1	Game 2	Game 3	Game 4	Game 5	Game 6	Game 7
RANASINGHA Udaya	SRI	4	12	11	11	11			
LAURENCE Dario	SEY	0	10	2	4	6			
Duration:		14min	5 min	3 min	3 min	4 min			

Match No : MS83 Table : 8

Umpires : GOUGH David (ENG) DZIوبا Greg (CAN)

Player Statistics	RANASINGHA Udaya (SRI)								LAURENCE Dario (SEY)							
	Game							Match	Game							Match
	1	2	3	4	5	6	7		1	2	3	4	5	6	7	
Points won	12	11	11	11				45	10	2	4	6				22
Biggest lead	2	9	8	6				9	4	-	-	-				4
Points won on own serve	8	5	4	6				23	7	0	1	3				11
Points lost on own serve	3	2	2	3				10	4	6	7	5				22
Most consecutive points won	4	4	6	4				6	3	1	2	2				3
Greatest deficit overcome	4	-	-	-				4	-	-	-	-				-
Handedness/Grip	Right/Shakehand								Right/Shakehand							

### Game Progress

1	RANASINGHA Udaya (SRI)	0	*0	1	*2	3	*3	4	*6	8	*8	10	*11	12
	LAURENCE Dario (SEY)	*0	2	*3	4	*5	7	*8	8	*8	10	*10	10	10
2	RANASINGHA Udaya (SRI)	*0	2	*4	5	*7	8	*10	11					
	LAURENCE Dario (SEY)	0	*0	0	*1	1	*2	2	2					
3	RANASINGHA Udaya (SRI)	0	*2	3	*4	6	*8	9	11					
	LAURENCE Dario (SEY)	*0	0	*1	2	*2	2	*3	3					
4	RANASINGHA Udaya (SRI)	*0	2	*4	5	*7	8	*8	9	*10	11			
	LAURENCE Dario (SEY)	0	*0	0	*1	1	*2	4	*5	6	6			

### NOTES

The "Greatest deficit overcome" only applies when the player ends up winning the game.

### LEGEND

MS Men's Singles

\* Server



## Match Results

**MUTAMBUZE Paul Moody (UGA) 4-0 RESTURE Alan (TUV)**

Game Summary		Match	Game 1	Game 2	Game 3	Game 4	Game 5	Game 6	Game 7
MUTAMBUZE Paul Moody	UGA	4	11	11	11	11			
RESTURE Alan	TUV	0	1	5	4	8			
Duration:		17min	3 min	4 min	3 min	5 min			

Match No : MS48 Table : 4

Umpires : CHAY Winnie (SIN) COCHRANE Dave (ENG)

Player Statistics	MUTAMBUZE Paul Moody (UGA)							Match	RESTURE Alan (TUV)							Match
	Game								Game							
	1	2	3	4	5	6	7		1	2	3	4	5	6	7	
Points won	11	11	11	11				44	1	5	4	8				18
Biggest lead	10	6	7	3				10	-	1	-	2				2
Points won on own serve	6	6	5	6				23	1	3	2	4				10
Points lost on own serve	0	2	2	4				8	5	5	6	5				21
Most consecutive points won	6	5	4	5				6	1	2	2	5				5
Greatest deficit overcome	-	1	-	2				2	-	-	-	-				-
Handedness/Grip	/Shakehand								/Shakehand							

### Game Progress

1	MUTAMBUZE Paul Moody (UGA)	0	*2	4	*5	7	*9	11									
	RESTURE Alan (TUV)	*0	0	*0	1	*1	1	1									
2	MUTAMBUZE Paul Moody (UGA)	*0	1	*2	3	*5	7	*8	10	11							
	RESTURE Alan (TUV)	0	*1	2	*3	3	*3	4	*4	5							
3	MUTAMBUZE Paul Moody (UGA)	0	*2	3	*4	6	*7	8	*10	11							
	RESTURE Alan (TUV)	*0	0	*1	2	*2	3	*4	4	4							
4	MUTAMBUZE Paul Moody (UGA)	*0	1	*2	4	*5	5	*5	7	*9	10	11					
	RESTURE Alan (TUV)	0	*1	2	*2	3	*5	7	*7	7	*8	8					

### NOTES

The "Greatest deficit overcome" only applies when the player ends up winning the game.

### LEGEND

MS Men's Singles

\* Server



## Match Results

**CHOWDHURY Manash (BAN) 4-0 RESTURE Alan (TUV)**

Game Summary		Match	Game 1	Game 2	Game 3	Game 4	Game 5	Game 6	Game 7
CHOWDHURY Manash	BAN	4	11	11	11	11			
RESTURE Alan	TUV	0	6	5	3	1			
Duration:		24min	12 min	4 min	3 min	3 min			

Match No : MS66 Table : 9

Umpires : MERCER Alexander (ENG) MUGWANYA Ronald (UGA)

Player Statistics	CHOWDHURY Manash (BAN)								RESTURE Alan (TUV)							
	Game							Match	Game							Match
	1	2	3	4	5	6	7		1	2	3	4	5	6	7	
Points won	11	11	11	11				44	6	5	3	1				15
Biggest lead	5	6	8	10				10	-	1	-	-				1
Points won on own serve	7	7	7	5				26	4	4	2	0				10
Points lost on own serve	2	1	1	1				5	4	4	4	6				18
Most consecutive points won	4	3	5	10				10	3	1	1	1				3
Greatest deficit overcome	-	1	-	-				1	-	-	-	-				-
Handedness/Grip	Right/Shakehand								/Shakehand							

### Game Progress

1	CHOWDHURY Manash (BAN)	*0	1	*3	4	*4	6	*7	9	*10	11
	RESTURE Alan (TUV)	0	*1	1	*2	4	*4	5	*5	6	6
2	CHOWDHURY Manash (BAN)	0	*1	2	*3	5	*6	8	*9	11	
	RESTURE Alan (TUV)	*0	1	*2	3	*3	4	*4	5	5	
3	CHOWDHURY Manash (BAN)	*0	2	*4	5	*6	8	*9	11		
	RESTURE Alan (TUV)	0	*0	0	*1	2	*2	3	3		
4	CHOWDHURY Manash (BAN)	0	*2	4	*6	8	*10	11			
	RESTURE Alan (TUV)	*0	0	*0	0	*0	0	1			

### NOTES

The "Greatest deficit overcome" only applies when the player ends up winning the game.

### LEGEND

MS Men's Singles

\* Server



### Match Results

**CHOWDHURY Manash (BAN) 4-1 MUTAMBUZE Paul Moody (UGA)**

Game Summary		Match	Game 1	Game 2	Game 3	Game 4	Game 5	Game 6	Game 7
CHOWDHURY Manash	BAN	4	11	7	11	13	11		
MUTAMBUZE Paul Moody	UGA	1	9	11	3	11	8		
Duration:		30min	6 min	5 min	5 min	8 min	6 min		

Match No : MS84 Table : 9

Umpires : JUTLE Harry (ENG) SAVVA Andreas (CYP)

Player Statistics	CHOWDHURY Manash (BAN)							Match	MUTAMBUZE Paul Moody (UGA)							Match
	Game								Game							
	1	2	3	4	5	6	7		1	2	3	4	5	6	7	
Points won	11	7	11	13	11			53	9	11	3	11	8			42
Biggest lead	5	1	8	6	4			8	1	4	-	2	2			4
Points won on own serve	5	4	5	6	6			26	4	6	1	4	4			19
Points lost on own serve	5	4	2	6	3			20	6	3	5	7	5			26
Most consecutive points won	5	3	5	8	6			8	3	3	2	4	2			4
Greatest deficit overcome	1	-	-	2	2			2	-	1	-	-	-			1
Handedness/Grip	Right/Shakehand								/Shakehand							

#### Game Progress

1	CHOWDHURY Manash (BAN)	*0	1	*3	5	*5	7	*8	8	*10	10	11				
	MUTAMBUZE Paul Moody (UGA)	0	*1	1	*1	3	*3	4	*6	6	*8	9				
2	CHOWDHURY Manash (BAN)	0	*0	1	*2	4	*5	5	*6	7	7					
	MUTAMBUZE Paul Moody (UGA)	0	2	*3	4	*4	5	*7	8	*9	11					
3	CHOWDHURY Manash (BAN)	0	1	*3	5	*6	7	*9	11							
	MUTAMBUZE Paul Moody (UGA)	0	*1	1	*1	2	*3	3	3							
4	CHOWDHURY Manash (BAN)	0	*0	2	*4	6	*8	8	*8	9	*10	10	*11	11	*12	13
	MUTAMBUZE Paul Moody (UGA)	0	2	*2	2	*2	2	*4	6	*7	8	*10	10	*11	11	11
5	CHOWDHURY Manash (BAN)	0	0	*2	3	*3	5	*7	9	*9	10	11				
	MUTAMBUZE Paul Moody (UGA)	0	*2	2	*3	5	*5	5	*5	7	*8	8				

#### NOTES

The "Greatest deficit overcome" only applies when the player ends up winning the game.

#### LEGEND

MS Men's Singles

\* Server



## Match Results

**RINGUI Anthony Mathenge (KEN) 4-0 TAYLOR Dane (DMA)**

Game Summary		Match	Game 1	Game 2	Game 3	Game 4	Game 5	Game 6	Game 7
RINGUI Anthony Mathenge	KEN	4	11	11	11	11			
TAYLOR Dane	DMA	0	4	8	3	5			
Duration:		18min	4 min	4 min	4 min	3 min			

Match No : MS49 Table : 3

Umpires : TAN Corelle (SIN) PURCELL Tom (ENG)

Player Statistics	RINGUI Anthony Mathenge (KEN)								TAYLOR Dane (DMA)							
	Game							Match	Game							Match
	1	2	3	4	5	6	7		1	2	3	4	5	6	7	
Points won	11	11	11	11				44	4	8	3	5				20
Biggest lead	7	4	8	6				8	-	2	-	-				2
Points won on own serve	6	6	6	5				23	2	5	1	2				10
Points lost on own serve	2	3	2	3				10	5	5	5	6				21
Most consecutive points won	5	4	5	5				5	2	3	2	1				3
Greatest deficit overcome	-	2	-	-				2	-	-	-	-				-
Handedness/Grip	Right/Shakehand								Right/Shakehand							

### Game Progress

1	RINGUI Anthony Mathenge (KEN)	*0	2	*3	5	*7	8	*9	10	11		
	TAYLOR Dane (DMA)	0	*0	1	*1	1	*2	3	*4	4		
2	RINGUI Anthony Mathenge (KEN)	0	*1	1	*3	4	*6	8	*8	10	*10	11
	TAYLOR Dane (DMA)	*0	1	*3	3	*4	4	*4	6	*6	8	8
3	RINGUI Anthony Mathenge (KEN)	*0	2	*4	5	*6	7	*9	11			
	TAYLOR Dane (DMA)	0	*0	0	*1	2	*3	3	3			
4	RINGUI Anthony Mathenge (KEN)	0	*2	3	*4	5	*6	7	*9	11		
	TAYLOR Dane (DMA)	*0	0	*1	2	*3	4	*5	5	5		

### NOTES

The "Greatest deficit overcome" only applies when the player ends up winning the game.

### LEGEND

MS Men's Singles

\* Server





### Match Results

**WATSON Kane (JAM) 4-0 TAYLOR Dane (DMA)**

Game Summary		Match	Game 1	Game 2	Game 3	Game 4	Game 5	Game 6	Game 7
WATSON Kane	JAM	4	11	11	11	11			
TAYLOR Dane	DMA	0	9	2	2	7			
Duration:		16min	4 min	3 min	3 min	4 min			

Match No : MS67 Table : 10

Umpires : TITUS Denver (RSA) HO Fanny (AUS)

Player Statistics	WATSON Kane (JAM)								TAYLOR Dane (DMA)							
	Game							Match	Game							Match
	1	2	3	4	5	6	7		1	2	3	4	5	6	7	
Points won	11	11	11	11				44	9	2	2	7				20
Biggest lead	3	9	9	4				9	3	1	1	2				3
Points won on own serve	7	6	6	6				25	6	1	2	4				13
Points lost on own serve	3	1	0	3				7	4	5	5	4				18
Most consecutive points won	4	9	8	4				9	2	1	1	2				2
Greatest deficit overcome	3	1	1	2				3	-	-	-	-				-
Handedness/Grip	/Shakehand								Right/Shakehand							

#### Game Progress

1	<b>WATSON Kane (JAM)</b>	0	*0	1	*2	3	*4	6	*7	9	*10	11
	TAYLOR Dane (DMA)	*0	2	*3	4	*5	6	*6	7	*7	8	9
2	<b>WATSON Kane (JAM)</b>	*0	1	*2	4	*6	8	*10	11			
	TAYLOR Dane (DMA)	0	*1	2	*2	2	*2	2	2			
3	<b>WATSON Kane (JAM)</b>	0	*1	3	*4	6	*8	10	11			
	TAYLOR Dane (DMA)	*0	1	*1	2	*2	2	*2	2			
4	<b>WATSON Kane (JAM)</b>	0	1	*2	3	*3	5	*6	8	*10	11	
	TAYLOR Dane (DMA)	0	*1	2	*3	5	*5	6	*6	6	7	

#### NOTES

The "Greatest deficit overcome" only applies when the player ends up winning the game.

#### LEGEND

MS Men's Singles

\* Server



### Match Results

**WATSON Kane (JAM) 4-1 RINGUI Anthony Mathenge (KEN)**

Game Summary		Match	Game 1	Game 2	Game 3	Game 4	Game 5	Game 6	Game 7
WATSON Kane	JAM	4	7	11	14	11	11		
RINGUI Anthony Mathenge	KEN	1	11	8	12	5	6		
Duration:		24min	4 min	4 min	6 min	3 min	4 min		

Match No : MS85 Table : 10

Umpires : le PAGE Tim (GGY) SRINIVASAN Sridhar (IND)

Player Statistics	WATSON Kane (JAM)							Match	RINGUI Anthony Mathenge (KEN)							Match
	Game								Game							
	1	2	3	4	5	6	7		1	2	3	4	5	6	7	
Points won	7	11	14	11	11			54	11	8	12	5	6			42
Biggest lead	1	3	2	6	5			6	5	-	3	-	-			5
Points won on own serve	6	6	6	6	7			31	7	5	5	3	5			25
Points lost on own serve	4	3	7	2	1			17	1	5	8	5	3			22
Most consecutive points won	2	3	3	5	3			5	4	3	5	3	2			5
Greatest deficit overcome	-	-	3	-	-			3	1	-	-	-	-			1
Handedness/Grip	/Shakehand								Right/Shakehand							

#### Game Progress

1	WATSON Kane (JAM)	*0	1	*1	2	*2	4	*4	5	*6	7							
	RINGUI Anthony Mathenge (KEN)	0	*1	3	*4	6	*6	8	*9	10	11							
2	WATSON Kane (JAM)	0	*2	3	*3	5	*6	7	*8	9	*10	11						
	RINGUI Anthony Mathenge (KEN)	*0	0	*1	3	*3	4	*5	6	*7	8	8						
3	WATSON Kane (JAM)	*0	2	*2	2	*3	4	*6	7	*8	9	*10	10	*11	11	*12	13	14
	RINGUI Anthony Mathenge (KEN)	0	*0	2	*4	5	*6	6	*7	8	*9	10	*11	11	*12	12	*12	12
4	WATSON Kane (JAM)	0	*2	4	*4	5	*6	7	*9	11								
	RINGUI Anthony Mathenge (KEN)	*0	0	*0	2	*3	4	*5	5	5	5							
5	WATSON Kane (JAM)	0	2	*3	4	*5	7	*7	9	*10	11							
	RINGUI Anthony Mathenge (KEN)	0	*0	1	*2	3	*3	5	*5	6	6							

#### NOTES

The "Greatest deficit overcome" only applies when the player ends up winning the game.

#### LEGEND

MS Men's Singles

\* Server



## Match Results

**ESTHER Nicholas (SEY) 4-1 MTALASO Masoud Issa (TAN)**

Game Summary		Match	Game 1	Game 2	Game 3	Game 4	Game 5	Game 6	Game 7
ESTHER Nicholas	SEY	4	11	11	7	11	11		
MTALASO Masoud Issa	TAN	1	6	7	11	3	8		
Duration:		19min	3 min	3 min	3 min	3 min	4 min		

Match No : MS50 Table : 3

Umpires : NEELAKANTA IYER Ganeshan (IND) TAN Corelle (SIN)

Player Statistics	ESTHER Nicholas (SEY)								Match	MTALASO Masoud Issa (TAN)								Match
	Game							Match		Game							Match	
	1	2	3	4	5	6	7			1	2	3	4	5	6	7		
Points won	11	11	7	11	11			51	6	7	11	3	8			35		
Biggest lead	6	4	-	8	3			8	-	2	4	1	1			4		
Points won on own serve	6	8	5	7	5			31	4	5	8	2	4			23		
Points lost on own serve	2	2	3	0	4			11	5	3	2	4	6			20		
Most consecutive points won	5	3	2	9	4			9	3	2	2	2	2			3		
Greatest deficit overcome	-	2	-	1	1			2	-	-	-	-	-			-		
Handedness/Grip	Right/Shakehand									/Shakehand								

### Game Progress

1	ESTHER Nicholas (SEY)	0	*2	4	*5	6	*7	9	*9	10	11	
	MTALASO Masoud Issa (TAN)	*0	0	*0	1	*2	3	*3	5	*6	6	
2	ESTHER Nicholas (SEY)	*0	1	*2	3	*3	5	*6	8	*9	11	
	MTALASO Masoud Issa (TAN)	0	*1	2	*3	5	*5	6	*6	7	7	
3	ESTHER Nicholas (SEY)	0	*1	1	*2	3	*3	5	*5	7	7	
	MTALASO Masoud Issa (TAN)	*0	1	*3	4	*5	7	*7	9	*9	11	
4	ESTHER Nicholas (SEY)	0	1	*3	5	*7	9	*9	11			
	MTALASO Masoud Issa (TAN)	0	*1	1	*1	1	*1	3	3			
5	ESTHER Nicholas (SEY)	0	*1	2	*3	4	*5	6	*8	9	*10	11
	MTALASO Masoud Issa (TAN)	*0	1	*2	3	*4	5	*6	6	*7	8	8

### NOTES

The "Greatest deficit overcome" only applies when the player ends up winning the game.

### LEGEND

MS Men's Singles

\* Server



## Match Results

**HUMPHREYS Curtis (TTO) 4-0 ESTHER Nicholas (SEY)**

Game Summary		Match	Game 1	Game 2	Game 3	Game 4	Game 5	Game 6	Game 7
<b>HUMPHREYS Curtis</b>	<b>TTO</b>	<b>4</b>	11	11	11	11			
<b>ESTHER Nicholas</b>	<b>SEY</b>	<b>0</b>	8	3	2	8			
Duration:		<b>14min</b>	4 min	2 min	2 min	3 min			

Match No : MS68 Table : 10

Umpires : CURTIS Neil (ENG) TITUS Denver (RSA)

Player Statistics	HUMPHREYS Curtis (TTO)								ESTHER Nicholas (SEY)							
	Game							Match	Game							Match
	1	2	3	4	5	6	7		1	2	3	4	5	6	7	
Points won	11	11	11	11				<b>44</b>	8	3	2	8				<b>21</b>
Biggest lead	3	8	9	4				<b>9</b>	3	-	-	1				<b>3</b>
Points won on own serve	5	4	6	6				<b>21</b>	3	1	1	5				<b>10</b>
Points lost on own serve	5	2	1	3				<b>11</b>	6	7	5	4				<b>22</b>
Most consecutive points won	5	5	9	4				<b>9</b>	2	1	1	5				<b>5</b>
Greatest deficit overcome	3	-	-	1				<b>3</b>	-	-	-	-				<b>-</b>
Handedness/Grip	Right/Shakehand								Right/Shakehand							

### Game Progress

1	<b>HUMPHREYS Curtis (TTO)</b>	*0	0	*1	2	*3	4	*5	6	*8	10	<b>11</b>
	ESTHER Nicholas (SEY)	0	*2	3	*4	5	*6	7	*8	8	*8	<b>8</b>
2	<b>HUMPHREYS Curtis (TTO)</b>	0	*2	3	*4	6	*8	9	<b>11</b>			
	ESTHER Nicholas (SEY)	*0	0	*1	2	*2	2	*3	<b>3</b>			
3	<b>HUMPHREYS Curtis (TTO)</b>	*0	2	*4	6	*8	9	*10	<b>11</b>			
	ESTHER Nicholas (SEY)	0	*0	0	*0	0	*1	2	<b>2</b>			
4	<b>HUMPHREYS Curtis (TTO)</b>	0	*1	3	*4	6	*7	7	*7	8	*10	<b>11</b>
	ESTHER Nicholas (SEY)	0	1	*1	2	*2	3	*5	7	*8	8	<b>8</b>

### NOTES

The "Greatest deficit overcome" only applies when the player ends up winning the game.

### LEGEND

**MS** Men's Singles

\* Server



## Match Results

**HUMPHREYS Curtis (TTO) 4-0 MTALASO Masoud Issa (TAN)**

Game Summary		Match	Game 1	Game 2	Game 3	Game 4	Game 5	Game 6	Game 7
HUMPHREYS Curtis	TTO	4	11	11	11	11			
MTALASO Masoud Issa	TAN	0	5	4	4	7			
Duration:		15min	3 min	4 min	3 min	5 min			

Match No : MS86 Table : 3

Umpires : NEELAKANTA IYER Ganeshan (IND) TAN Corelle (SIN)

Player Statistics	HUMPHREYS Curtis (TTO)								Match	MTALASO Masoud Issa (TAN)								Match
	Game							Match		Game							Match	
	1	2	3	4	5	6	7			1	2	3	4	5	6	7		
Points won	11	11	11	11					44	5	4	4	7					20
Biggest lead	6	7	7	5					7	1	-	1	-					1
Points won on own serve	6	5	6	6					23	3	2	2	5					12
Points lost on own serve	2	2	2	2					8	5	5	5	4					19
Most consecutive points won	4	6	5	4					6	2	2	2	3					3
Greatest deficit overcome	1	-	1	-					1	-	-	-	-					-
Handedness/Grip	Right/Shakehand									/Shakehand								

### Game Progress

1	HUMPHREYS Curtis (TTO)	*0	1	*2	4	*5	7	*8	9	11	
	MTALASO Masoud Issa (TAN)	0	*1	2	*2	3	*3	4	*5	5	
2	HUMPHREYS Curtis (TTO)	0	*2	4	*6	7	*8	9	*10	11	
	MTALASO Masoud Issa (TAN)	0	0	*0	0	*1	2	*3	4	4	
3	HUMPHREYS Curtis (TTO)	*0	1	*3	5	*6	8	*9	10	11	
	MTALASO Masoud Issa (TAN)	0	*1	1	*1	2	*2	3	*4	4	
4	HUMPHREYS Curtis (TTO)	0	*2	4	*4	5	*6	8	*9	10	11
	MTALASO Masoud Issa (TAN)	0	0	*0	2	*3	4	*4	5	*6	7

### NOTES

The "Greatest deficit overcome" only applies when the player ends up winning the game.

### LEGEND

MS Men's Singles

\* Server



## Match Results

**AHMED Moosa (MDV) 4-2 FREDDY Choy (KIR)**

Game Summary		Match	Game 1	Game 2	Game 3	Game 4	Game 5	Game 6	Game 7
AHMED Moosa	MDV	4	13	11	10	11	9	11	
FREDDY Choy	KIR	2	11	5	12	8	11	6	
Duration:		37min	7 min	4 min	6 min	6 min	6 min	5 min	

Match No : MS51 Table : 1

Umpires : MADHOSINGH Chandra (CAN) WILLIAMSON Bob (ENG)

Player Statistics	AHMED Moosa (MDV)								FREDDY Choy (KIR)							
	Game							Match	Game							Match
	1	2	3	4	5	6	7		1	2	3	4	5	6	7	
Points won	13	11	10	11	9	11		65	11	5	12	8	11	6		53
Biggest lead	5	6	1	6	-	5		6	-	-	2	-	4	2		4
Points won on own serve	8	7	5	5	5	8		38	7	4	6	4	6	6		33
Points lost on own serve	4	1	6	4	5	0		20	5	4	5	5	4	3		26
Most consecutive points won	3	3	2	3	2	4		4	4	2	2	5	4	2		5
Greatest deficit overcome	-	-	-	-	-	2		2	-	-	1	-	-	-		1
Handedness/Grip	Left/Shakehand								Right/Shakehand							

### Game Progress

1	AHMED Moosa (MDV)	*0	2	*3	4	*5	6	*8	9	*9	10	*10	11	*11	12	13
	FREDDY Choy (KIR)	0	*0	1	*2	3	*4	4	*5	7	*8	10	*10	11	*11	11
2	AHMED Moosa (MDV)	0	*2	3	*4	6	*7	9	*9	11						
	FREDDY Choy (KIR)	*0	0	*1	2	*2	3	*3	5	5						
3	AHMED Moosa (MDV)	*0	1	*2	3	*4	5	*6	7	*8	9	*10	10	10		
	FREDDY Choy (KIR)	0	*1	2	*3	4	*5	6	*7	8	*9	10	*11	12		
4	AHMED Moosa (MDV)	0	*2	3	*5	6	*7	9	*9	9	*10	11				
	FREDDY Choy (KIR)	0	0	*1	1	*2	3	*3	5	*7	8	8				
5	AHMED Moosa (MDV)	*0	0	*1	3	*3	3	*4	6	*7	8	9				
	FREDDY Choy (KIR)	0	*2	3	*3	5	*7	8	*8	9	*10	11				
6	AHMED Moosa (MDV)	0	*0	2	*2	4	*5	7	*8	10	11					
	FREDDY Choy (KIR)	*0	2	*2	4	*4	5	*5	6	*6	6					

### NOTES

The "Greatest deficit overcome" only applies when the player ends up winning the game.

### LEGEND

MS Men's Singles

\* Server



## Match Results

**LARTEY Felix (GHA) 4-0 FREDDY Choy (KIR)**

Game Summary		Match	Game 1	Game 2	Game 3	Game 4	Game 5	Game 6	Game 7
LARTEY Felix	GHA	4	11	11	11	11			
FREDDY Choy	KIR	0	9	9	6	1			
Duration:		17min	5 min	5 min	3 min	3 min			

Match No : MS69 Table : 9

Umpires : FOOTE Ben (GGY) MERCER Alexander (ENG)

Player Statistics	LARTEY Felix (GHA)								FREDDY Choy (KIR)							
	Game							Match	Game							Match
	1	2	3	4	5	6	7		1	2	3	4	5	6	7	
Points won	11	11	11	11				44	9	9	6	1				25
Biggest lead	3	2	5	10				10	-	2	1	-				2
Points won on own serve	6	7	6	5				24	5	6	3	0				14
Points lost on own serve	4	3	3	1				11	5	4	5	5				19
Most consecutive points won	2	3	6	10				10	2	2	1	1				2
Greatest deficit overcome	-	2	1	-				2	-	-	-	-				-
Handedness/Grip	Right/Shakehand								Right/Shakehand							

### Game Progress

1	LARTEY Felix (GHA)	*0	2	*3	4	*5	6	*6	8	*9	9	11
	FREDDY Choy (KIR)	0	*0	1	*2	3	*4	6	*6	7	*9	9
2	LARTEY Felix (GHA)	0	*0	2	*2	3	*5	6	*7	8	*9	11
	FREDDY Choy (KIR)	*0	2	*2	4	*5	5	*6	7	*8	9	9
3	LARTEY Felix (GHA)	*0	1	*2	3	*4	6	*8	9	*10	11	
	FREDDY Choy (KIR)	0	*1	2	*3	4	*4	4	*5	6	6	
4	LARTEY Felix (GHA)	0	*2	4	*6	8	*10	11				
	FREDDY Choy (KIR)	0	0	*0	0	*0	0	1				

### NOTES

The "Greatest deficit overcome" only applies when the player ends up winning the game.

### LEGEND

MS Men's Singles

\* Server



### Match Results

**LARTEY Felix (GHA) 4-0 AHMED Moosa (MDV)**

Game Summary		Match	Game 1	Game 2	Game 3	Game 4	Game 5	Game 6	Game 7
LARTEY Felix	GHA	4	11	11	11	11			
AHMED Moosa	MDV	0	4	6	8	9			
Duration:		19min	4 min	4 min	4 min	4 min			

Match No : MS87 Table : 4

Umpires : FRASER Margot (ENG) CHAY Winnie (SIN)

Player Statistics	LARTEY Felix (GHA)								AHMED Moosa (MDV)							
	Game							Match	Game							Match
	1	2	3	4	5	6	7		1	2	3	4	5	6	7	
Points won	11	11	11	11				44	4	6	8	9				27
Biggest lead	7	5	5	2				7	-	-	1	2				2
Points won on own serve	5	7	7	6				25	2	4	6	5				17
Points lost on own serve	2	2	2	3				9	6	4	4	5				19
Most consecutive points won	3	4	4	4				4	2	2	3	3				3
Greatest deficit overcome	-	-	1	2				2	-	-	-	-				-
Handedness/Grip	Right/Shakehand								Left/Shakehand							

#### Game Progress

1	<b>LARTEY Felix (GHA)</b>	0	*2	3	*4	6	*7	8	*10	<b>11</b>		
	AHMED Moosa (MDV)	*0	0	*1	2	*2	3	*4	4	<b>4</b>		
2	<b>LARTEY Felix (GHA)</b>	*0	1	*3	5	*6	7	*7	9	*10	<b>11</b>	
	AHMED Moosa (MDV)	0	*1	1	*1	2	*3	5	*5	6	<b>6</b>	
3	<b>LARTEY Felix (GHA)</b>	0	*1	3	*4	6	*7	8	*8	9	*10	<b>11</b>
	AHMED Moosa (MDV)	*0	1	*1	2	*2	3	*4	6	*7	8	<b>8</b>
4	<b>LARTEY Felix (GHA)</b>	0	1	*1	3	*5	5	*6	7	*7	9	<b>11</b>
	AHMED Moosa (MDV)	0	*1	3	*3	3	*5	6	*7	9	*9	<b>9</b>

#### NOTES

The "Greatest deficit overcome" only applies when the player ends up winning the game.

#### LEGEND

MS Men's Singles

\* Server





## Match Results

**DAVID Paul (GUY) 4-0 LOI Geoffrey (PNG)**

Game Summary		Match	Game 1	Game 2	Game 3	Game 4	Game 5	Game 6	Game 7
DAVID Paul	GUY	4	11	11	11	11			
LOI Geoffrey	PNG	0	5	1	4	6			
Duration:		15min	4 min	3 min	3 min	4 min			

Match No : MS52 Table : 4

Umpires : FRASER Margot (ENG) CHAY Winnie (SIN)

Player Statistics	DAVID Paul (GUY)								LOI Geoffrey (PNG)							
	Game							Match	Game							Match
	1	2	3	4	5	6	7		1	2	3	4	5	6	7	
Points won	11	11	11	11				44	5	1	4	6				16
Biggest lead	6	10	7	5				10	1	-	1	1				1
Points won on own serve	6	5	7	5				23	3	0	4	3				10
Points lost on own serve	2	1	0	3				6	5	6	4	5				20
Most consecutive points won	5	9	4	5				9	2	1	1	2				2
Greatest deficit overcome	1	-	1	1				1	-	-	-	-				-
Handedness/Grip	Right/Shakehand								Right/Shakehand							

### Game Progress

1	DAVID Paul (GUY)	0	*1	2	*3	5	*6	7	*9	11	
	LOI Geoffrey (PNG)	*0	1	*2	3	*3	4	*5	5	5	
2	DAVID Paul (GUY)	*0	2	*4	6	*8	9	11			
	LOI Geoffrey (PNG)	0	*0	0	*0	0	*1	1			
3	DAVID Paul (GUY)	0	*1	3	*4	6	*7	9	*10	11	
	LOI Geoffrey (PNG)	*0	1	*1	2	*2	3	*3	4	4	
4	DAVID Paul (GUY)	0	1	*2	4	*6	7	*8	9	*10	11
	LOI Geoffrey (PNG)	0	*1	2	*2	2	*3	4	*5	6	6

### NOTES

The "Greatest deficit overcome" only applies when the player ends up winning the game.

### LEGEND

MS Men's Singles

\* Server



## Match Results

DAVID Paul (GUY) 4-3 SHING Yoshua (VAN)

Game Summary		Match	Game 1	Game 2	Game 3	Game 4	Game 5	Game 6	Game 7
DAVID Paul	GUY	4	9	9	7	11	11	11	11
SHING Yoshua	VAN	3	11	11	11	9	5	9	8
Duration:		40min	5 min	5 min	5 min	6 min	5 min	6 min	6 min

Match No : MS70 Table : 7

Umpires : CHIN Kenny (MAS) HOUSTON Sinclair (SCO)

Player Statistics	DAVID Paul (GUY)								SHING Yoshua (VAN)							
	Game							Match	Game							Match
	1	2	3	4	5	6	7		1	2	3	4	5	6	7	
Points won	9	9	7	11	11	11	11	69	11	11	11	9	5	9	8	64
Biggest lead	3	4	1	3	6	5	3	6	3	3	4	-	1	1	1	4
Points won on own serve	2	5	5	6	7	5	7	37	3	6	8	6	4	4	6	37
Points lost on own serve	8	5	3	3	1	5	2	27	7	4	2	4	4	6	4	31
Most consecutive points won	3	4	3	2	5	4	3	5	5	5	3	2	2	3	2	5
Greatest deficit overcome	-	-	-	-	1	1	1	1	3	4	1	-	-	-	-	4
Handedness/Grip	Right/Shakehand								Right/Shakehand							

### Game Progress

1	DAVID Paul (GUY)	0	*2	2	*4	5	*5	5	*7	7	*8	9
	SHING Yoshua (VAN)	*0	0	*2	2	*3	5	*7	7	*9	10	11
2	DAVID Paul (GUY)	*0	2	*4	4	*4	5	*5	6	*8	9	9
	SHING Yoshua (VAN)	0	*0	0	*2	4	*5	7	*8	8	*9	11
3	DAVID Paul (GUY)	0	*1	2	*2	4	*5	6	*6	7	7	
	SHING Yoshua (VAN)	*0	1	*2	4	*4	5	*6	8	*9	11	
4	DAVID Paul (GUY)	0	2	*3	4	*4	6	*7	8	*9	10	11
	SHING Yoshua (VAN)	0	*0	1	*2	4	*4	5	*6	7	*8	9
5	DAVID Paul (GUY)	0	*1	3	*3	4	*6	8	*9	11		
	SHING Yoshua (VAN)	*0	1	*1	3	*4	4	*4	5	5		
6	DAVID Paul (GUY)	*0	1	*2	3	*5	6	*8	9	*9	10	11
	SHING Yoshua (VAN)	0	*1	2	*3	3	*4	4	*5	7	*8	9
7	DAVID Paul (GUY)	0	*1	2	*3	5	*5	6	*7	9	*10	11
	SHING Yoshua (VAN)	*0	1	*2	3	*3	5	*6	7	*7	8	8

### NOTES

The "Greatest deficit overcome" only applies when the player ends up winning the game.

### LEGEND

MS Men's Singles

\* Server



TUE 29 JUL 2014  
17:10

## Match Results

**SHING Yoshua (VAN) 4-0 LOI Geoffrey (PNG)**

Game Summary		Match	Game 1	Game 2	Game 3	Game 4	Game 5	Game 6	Game 7
SHING Yoshua	VAN	4	11	11	11	11			
LOI Geoffrey	PNG	0	6	3	4	3			
Duration:		15min	3 min	3 min	4 min	3 min			

Match No : MS88 Table : 2

Umpires : TONGE Karen (ENG) BROWN Charles (SCO)

Player Statistics	SHING Yoshua (VAN)							Match	LOI Geoffrey (PNG)							Match	
	Game								Game								
	1	2	3	4	5	6	7		1	2	3	4	5	6	7		
Points won	11	11	11	11				44	6	3	4	3					16
Biggest lead	5	8	7	8				8	1	-	-	-					1
Points won on own serve	7	5	6	4				22	4	2	2	1					9
Points lost on own serve	2	1	2	2				7	4	6	5	6					21
Most consecutive points won	4	6	6	6				6	2	2	1	1					2
Greatest deficit overcome	1	-	-	-				1	-	-	-	-					-
Handedness/Grip	Right/Shakehand								Right/Shakehand								

### Game Progress

1	SHING Yoshua (VAN)	*0	1	*2	3	*4	6	*7	9	*10	11
	LOI Geoffrey (PNG)	0	*1	2	*3	4	*4	5	*5	6	6
2	SHING Yoshua (VAN)	0	*2	4	*4	5	*7	9	11		
	LOI Geoffrey (PNG)	*0	0	*0	2	*3	3	*3	3		
3	SHING Yoshua (VAN)	*0	1	*2	4	*5	7	*9	10	11	
	LOI Geoffrey (PNG)	0	*1	2	*2	3	*3	3	*4	4	
4	SHING Yoshua (VAN)	0	*2	4	*6	7	*8	9	11		
	LOI Geoffrey (PNG)	0	0	*0	0	*1	2	*3	3		

### NOTES

The "Greatest deficit overcome" only applies when the player ends up winning the game.

### LEGEND

MS Men's Singles

\* Server



### Match Results

**MORRIS Samuel (SLE) 4-3 PIERRE Jedaiah (LCA)**

Game Summary		Match	Game 1	Game 2	Game 3	Game 4	Game 5	Game 6	Game 7
MORRIS Samuel	SLE	4	5	11	11	11	10	8	11
PIERRE Jedaiah	LCA	3	11	4	9	8	12	11	5
Duration:		39min	4 min	3 min	5 min	5 min	6 min	5 min	4 min

Match No : MS53 Table : 5

Umpires : CHAN Gregory (CAN) CLAXTON Roy (SCO)

Player Statistics	MORRIS Samuel (SLE)								PIERRE Jedaiah (LCA)							
	Game							Match	Game							Match
	1	2	3	4	5	6	7		1	2	3	4	5	6	7	
Points won	5	11	11	11	10	8	11	67	11	4	9	8	12	11	5	60
Biggest lead	1	7	5	3	1	2	6	7	6	1	-	2	2	3	-	6
Points won on own serve	3	6	6	7	5	3	5	35	6	3	5	5	6	5	2	32
Points lost on own serve	5	1	4	2	6	6	3	27	2	5	5	4	5	5	6	32
Most consecutive points won	1	7	5	3	3	2	4	7	4	2	5	2	3	3	1	5
Greatest deficit overcome	-	1	-	2	-	-	-	2	1	-	-	-	1	2	-	2
Handedness/Grip	/Shakehand								Right/Shakehand							

#### Game Progress

1	MORRIS Samuel (SLE)	*0	1	*2	2	*2	3	*3	4	5						
	PIERRE Jedaiah (LCA)	0	*1	2	*4	6	*7	9	*10	11						
2	MORRIS Samuel (SLE)	0	*1	2	*3	5	*7	9	*10	11						
	PIERRE Jedaiah (LCA)	*0	1	*2	3	*3	3	*3	4	4						
3	MORRIS Samuel (SLE)	*0	1	*3	5	*6	6	*6	8	*9	10	11				
	PIERRE Jedaiah (LCA)	0	*1	1	*1	2	*4	6	*6	7	*8	9				
4	MORRIS Samuel (SLE)	0	*0	1	*2	4	*5	7	*8	9	*10	11				
	PIERRE Jedaiah (LCA)	0	2	*3	4	*4	5	*5	6	*7	8	8				
5	MORRIS Samuel (SLE)	*0	1	*2	3	*3	5	*6	6	*8	9	*10	10	10	10	10
	PIERRE Jedaiah (LCA)	0	*1	2	*3	5	*5	6	*8	8	*9	10	*11	12	12	12
6	MORRIS Samuel (SLE)	0	*1	2	*3	4	*6	6	*7	8	*8	8				
	PIERRE Jedaiah (LCA)	*0	1	*2	3	*4	4	*6	7	*8	10	11				
7	MORRIS Samuel (SLE)	*0	1	*3	4	*5	6	*7	9	11						
	PIERRE Jedaiah (LCA)	0	*1	1	*2	3	*4	5	*5	5						

#### NOTES

The "Greatest deficit overcome" only applies when the player ends up winning the game.

#### LEGEND

MS Men's Singles

\* Server



## Match Results

**GRAHAM Peter (NIR) 4-0 PIERRE Jedaiah (LCA)**

Game Summary		Match	Game 1	Game 2	Game 3	Game 4	Game 5	Game 6	Game 7
<b>GRAHAM Peter</b>	NIR	<b>4</b>	11	11	11	11			
PIERRE Jedaiah	LCA	<b>0</b>	0	4	6	9			
Duration:		<b>17min</b>	2 min	3 min	4 min	4 min			

Match No : MS71 Table : 8

Umpires : HOPKINS Alan (AUS) KNOWLES Kathleen (SCO)

Player Statistics	GRAHAM Peter (NIR)								PIERRE Jedaiah (LCA)							
	Game							Match	Game							Match
	1	2	3	4	5	6	7		1	2	3	4	5	6	7	
Points won	11	11	11	11				<b>44</b>	0	4	6	9				<b>19</b>
Biggest lead	11	7	5	2				<b>11</b>	-	-	-	4				<b>4</b>
Points won on own serve	6	5	5	7				<b>23</b>	0	2	2	5				<b>9</b>
Points lost on own serve	0	2	4	3				<b>9</b>	5	6	6	4				<b>21</b>
Most consecutive points won	11	4	4	5				<b>11</b>	0	2	2	2				<b>2</b>
Greatest deficit overcome	-	-	-	4				<b>4</b>	-	-	-	-				<b>-</b>
Handedness/Grip	Right/Shakehand								Right/Shakehand							

### Game Progress

1	<b>GRAHAM Peter (NIR)</b>	*0	2	*4	6	*8	10	<b>11</b>									
	PIERRE Jedaiah (LCA)	0	*0	0	*0	0	*0	<b>0</b>									
2	<b>GRAHAM Peter (NIR)</b>	0	*2	3	*5	6	*7	9	*10	<b>11</b>							
	PIERRE Jedaiah (LCA)	*0	0	*1	1	*2	3	*3	4	<b>4</b>							
3	<b>GRAHAM Peter (NIR)</b>	*0	2	*4	4	*6	7	*8	9	*10	<b>11</b>						
	PIERRE Jedaiah (LCA)	0	*0	0	*2	2	*3	4	*5	6	<b>6</b>						
4	<b>GRAHAM Peter (NIR)</b>	0	*0	1	*2	3	*3	5	*6	7	*9	<b>11</b>					
	PIERRE Jedaiah (LCA)	0	2	*3	4	*5	7	*7	8	*9	9	<b>9</b>					

### NOTES

The "Greatest deficit overcome" only applies when the player ends up winning the game.

### LEGEND

MS Men's Singles

\* Server



## Match Results

**GRAHAM Peter (NIR) 4-0 MORRIS Samuel (SLE)**

Game Summary		Match	Game 1	Game 2	Game 3	Game 4	Game 5	Game 6	Game 7
GRAHAM Peter	NIR	4	11	11	11	11			
MORRIS Samuel	SLE	0	5	9	5	5			
Duration:		18min	4 min	5 min	4 min	4 min			

Match No : MS89 Table : 1

Umpires : MADHOSINGH Chandra (CAN) WILLIAMSON Bob (ENG)

Player Statistics	GRAHAM Peter (NIR)								MORRIS Samuel (SLE)							
	Game							Match	Game							Match
	1	2	3	4	5	6	7		1	2	3	4	5	6	7	
Points won	11	11	11	11				44	5	9	5	5				24
Biggest lead	6	3	6	9				9	-	3	-	-				3
Points won on own serve	7	5	4	5				21	4	4	1	3				12
Points lost on own serve	1	5	4	2				12	4	6	7	5				22
Most consecutive points won	5	5	4	6				6	2	5	2	4				5
Greatest deficit overcome	-	3	-	-				3	-	-	-	-				-
Handedness/Grip	Right/Shakehand								/Shakehand							

### Game Progress

1	<b>GRAHAM Peter (NIR)</b>	0	*1	3	*4	6	*8	9	*9	11						
	MORRIS Samuel (SLE)	*0	1	*1	2	*2	2	*3	5	5						
2	<b>GRAHAM Peter (NIR)</b>	*0	1	*3	4	*5	5	*5	6	*8	10	11				
	MORRIS Samuel (SLE)	0	*1	1	*2	3	*5	7	*8	8	*8	9				
3	<b>GRAHAM Peter (NIR)</b>	0	*1	2	*4	5	*7	7	*9	11						
	MORRIS Samuel (SLE)	*0	1	*2	2	*3	3	*5	5	5						
4	<b>GRAHAM Peter (NIR)</b>	0	2	*4	6	*7	9	*10	10	11						
	MORRIS Samuel (SLE)	0	*0	0	*0	1	*1	2	*4	5						

### NOTES

The "Greatest deficit overcome" only applies when the player ends up winning the game.

### LEGEND

MS Men's Singles

\*

Server



## Match Results

**CHAN YOOK FO Billy (MRI) 4-0 MUNGILWA Yahya Hassan (TAN)**

Game Summary		Match	Game 1	Game 2	Game 3	Game 4	Game 5	Game 6	Game 7
CHAN YOOK FO Billy	MRI	4	11	11	11	11			
MUNGILWA Yahya Hassan	TAN	0	4	6	6	5			
Duration:		17min	3 min	3 min	4 min	4 min			

Match No : MS54 Table : 7

Umpires : CHIN Kenny (MAS) HOUSTON Sinclair (SCO)

Player Statistics	CHAN YOOK FO Billy (MRI)								Match	MUNGILWA Yahya Hassan (TAN)								Match
	Game							Match		Game							Match	
	1	2	3	4	5	6	7			1	2	3	4	5	6	7		
Points won	11	11	11	11					44	4	6	6	5					21
Biggest lead	7	5	5	6					7	-	1	2	1					2
Points won on own serve	7	6	6	6					25	3	4	3	3					13
Points lost on own serve	1	2	3	2					8	4	5	5	5					19
Most consecutive points won	4	3	7	4					7	1	2	3	1					3
Greatest deficit overcome	-	1	2	1					2	-	-	-	-					-
Handedness/Grip	Right/Shakehand									/Shakehand								

### Game Progress

1	CHAN YOOK FO Billy (MRI)	*0	2	*3	5	*6	7	*8	10	11	
	MUNGILWA Yahya Hassan (TAN)	0	*0	1	*1	2	*3	4	*4	4	
2	CHAN YOOK FO Billy (MRI)	0	*1	3	*4	5	*6	8	*9	10	11
	MUNGILWA Yahya Hassan (TAN)	*0	1	*1	2	*3	4	*4	5	*6	6
3	CHAN YOOK FO Billy (MRI)	*0	1	*1	2	*4	6	*8	9	*10	11
	MUNGILWA Yahya Hassan (TAN)	0	*1	3	*4	4	*4	4	*5	6	6
4	CHAN YOOK FO Billy (MRI)	0	*1	3	*4	6	*7	8	*10	11	
	MUNGILWA Yahya Hassan (TAN)	*0	1	*1	2	*2	3	*4	4	5	

### NOTES

The "Greatest deficit overcome" only applies when the player ends up winning the game.

### LEGEND

MS Men's Singles

\* Server



## Match Results

**TOMLINSON Simon (JAM) 4-0 CHAN YOOK FO Billy (MRI)**

Game Summary		Match	Game 1	Game 2	Game 3	Game 4	Game 5	Game 6	Game 7
<b>TOMLINSON Simon</b>	<b>JAM</b>	<b>4</b>	11	12	12	11			
<b>CHAN YOOK FO Billy</b>	<b>MRI</b>	<b>0</b>	7	10	10	7			
Duration:		<b>24min</b>	4 min	5 min	6 min	5 min			

Match No : MS72 Table : 5

Umpires : BROWN David (ENG) le PAGE Tim (GGY)

Player Statistics	TOMLINSON Simon (JAM)								Match	CHAN YOOK FO Billy (MRI)								Match
	Game							Match		Game							Match	
	1	2	3	4	5	6	7			1	2	3	4	5	6	7		
Points won	11	12	12	11					<b>46</b>	7	10	10	7					<b>34</b>
Biggest lead	4	3	3	4					<b>4</b>	2	-	3	1					<b>3</b>
Points won on own serve	7	8	6	4					<b>25</b>	4	7	5	3					<b>19</b>
Points lost on own serve	3	3	5	4					<b>15</b>	4	4	6	7					<b>21</b>
Most consecutive points won	5	2	5	4					<b>5</b>	4	2	3	3					<b>4</b>
Greatest deficit overcome	2	-	3	1					<b>3</b>	-	-	-	-					<b>-</b>
Handedness/Grip	/Shakehand									Right/Shakehand								

### Game Progress

1	<b>TOMLINSON Simon (JAM)</b>	*0	2	*3	3	*3	4	*6	8	*9	11							
	CHAN YOOK FO Billy (MRI)	0	*0	1	*3	5	*6	6	*6	7	7							
2	<b>TOMLINSON Simon (JAM)</b>	0	*1	3	*4	5	*6	7	*7	9	*9	10	*11	12				
	CHAN YOOK FO Billy (MRI)	*0	1	*1	2	*3	4	*5	7	*7	9	*10	10	10				
3	<b>TOMLINSON Simon (JAM)</b>	*0	0	*1	2	*4	5	*5	7	*9	10	*10	11	12				
	CHAN YOOK FO Billy (MRI)	0	*2	3	*4	4	*5	7	*7	7	*8	10	*10	10				
4	<b>TOMLINSON Simon (JAM)</b>	0	*2	2	*4	5	*5	6	*7	9	11							
	CHAN YOOK FO Billy (MRI)	*0	0	*2	2	*3	5	*6	7	*7	7							

### NOTES

The "Greatest deficit overcome" only applies when the player ends up winning the game.

### LEGEND

**MS** Men's Singles

\* Server





## Match Results

**TOMLINSON Simon (JAM) 4-1 MUNGILWA Yahya Hassan (TAN)**

Game Summary		Match	Game 1	Game 2	Game 3	Game 4	Game 5	Game 6	Game 7
<b>TOMLINSON Simon</b>	<b>JAM</b>	<b>4</b>	11	4	11	11	11		
MUNGILWA Yahya Hassan	TAN	1	5	11	2	4	3		
Duration:		<b>22min</b>	4 min	4 min	4 min	4 min	3 min		

Match No : MS90 Table : 5

Umpires : CHAN Gregory (CAN) CLAXTON Roy (SCO)

Player Statistics	TOMLINSON Simon (JAM)							Match	MUNGILWA Yahya Hassan (TAN)							Match
	Game								Game							
	1	2	3	4	5	6	7		1	2	3	4	5	6	7	
Points won	11	4	11	11	11			<b>48</b>	5	11	2	4	3			<b>25</b>
Biggest lead	6	1	10	7	8			<b>10</b>	1	7	-	-	-			<b>7</b>
Points won on own serve	5	1	7	3	6			<b>22</b>	2	5	2	0	2			<b>11</b>
Points lost on own serve	3	6	0	4	1			<b>14</b>	6	3	4	8	4			<b>25</b>
Most consecutive points won	5	2	10	3	4			<b>10</b>	1	6	2	2	1			<b>6</b>
Greatest deficit overcome	1	-	-	-	-			<b>1</b>	-	1	-	-	-			<b>1</b>
Handedness/Grip	/Shakehand								/Shakehand							

### Game Progress

1	<b>TOMLINSON Simon (JAM)</b>	*0	1	*2	4	*6	7	*9	10	<b>11</b>
	MUNGILWA Yahya Hassan (TAN)	0	*1	2	*2	2	*3	3	*4	<b>5</b>
2	TOMLINSON Simon (JAM)	0	*1	2	*3	3	*3	3	*4	<b>4</b>
	<b>MUNGILWA Yahya Hassan (TAN)</b>	*0	1	*2	3	*5	7	*9	10	<b>11</b>
3	<b>TOMLINSON Simon (JAM)</b>	*0	2	*4	6	*8	10	*10	<b>11</b>	
	MUNGILWA Yahya Hassan (TAN)	0	*0	0	*0	0	*0	2	<b>2</b>	
4	<b>TOMLINSON Simon (JAM)</b>	0	*2	3	*5	6	*8	8	*10	<b>11</b>
	MUNGILWA Yahya Hassan (TAN)	*0	0	*1	1	*2	2	*4	4	<b>4</b>
5	<b>TOMLINSON Simon (JAM)</b>	0	2	*4	5	*6	8	*9	<b>11</b>	
	MUNGILWA Yahya Hassan (TAN)	0	*0	0	*1	2	*2	3	<b>3</b>	

### NOTES

The "Greatest deficit overcome" only applies when the player ends up winning the game.

### LEGEND

**MS** Men's Singles

\* Server



### Match Results

**SOMBA Abel (MAW) 4-0 de SHONG Javier (SVG)**

Game Summary		Match	Game 1	Game 2	Game 3	Game 4	Game 5	Game 6	Game 7
SOMBA Abel	MAW	4	11	12	11	11			
de SHONG Javier	SVG	0	7	10	4	5			
Duration:		17min	3 min	5 min	3 min	3 min			

Match No : MS55 Table : 2

Umpires : TONGE Karen (ENG) BROWN Charles (SCO)

Player Statistics	SOMBA Abel (MAW)							Match	de SHONG Javier (SVG)							Match
	Game								Game							
	1	2	3	4	5	6	7		1	2	3	4	5	6	7	
Points won	11	12	11	11				45	7	10	4	5				26
Biggest lead	5	2	7	8				8	2	3	-	-				3
Points won on own serve	5	7	7	7				26	2	6	3	4				15
Points lost on own serve	5	4	1	1				11	6	5	4	4				19
Most consecutive points won	7	4	4	4				7	3	4	1	3				4
Greatest deficit overcome	2	3	-	-				3	-	-	-	-				-
Handedness/Grip	Right/Shakehand								Right/Shakehand							

#### Game Progress

1	<b>SOMBA Abel (MAW)</b>	*0	1	*2	2	*4	6	*8	9	*10	11						
	de SHONG Javier (SVG)	0	*1	2	*4	4	*4	4	*5	6	7						
2	<b>SOMBA Abel (MAW)</b>	0	*0	1	*2	4	*5	5	*6	7	*8	10	*11	12			
	de SHONG Javier (SVG)	*0	2	*3	4	*4	5	*7	8	*9	10	*10	10	10			
3	<b>SOMBA Abel (MAW)</b>	*0	2	*3	5	*6	8	*9	10	11							
	de SHONG Javier (SVG)	0	*0	1	*1	2	*2	3	*4	4							
4	<b>SOMBA Abel (MAW)</b>	0	*2	4	*5	7	*8	10	*10	11							
	de SHONG Javier (SVG)	*0	0	*0	1	*1	2	*2	4	5							

#### NOTES

The "Greatest deficit overcome" only applies when the player ends up winning the game.

#### LEGEND

MS Men's Singles

\*

Server



## Match Results

**YOGARAJAH Akhilen (MRI) 4-1 SOMBA Abel (MAW)**

Game Summary		Match	Game 1	Game 2	Game 3	Game 4	Game 5	Game 6	Game 7
YOGARAJAH Akhilen	MRI	4	11	9	11	11	11		
SOMBA Abel	MAW	1	1	11	1	9	2		
Duration:		19min	3 min	4 min	2 min	5 min	3 min		

Match No : MS73 Table : 4

Umpires : ARINYE Cecilia (NGR) GOUGH David (ENG)

Player Statistics	YOGARAJAH Akhilen (MRI)							Match	SOMBA Abel (MAW)							Match
	Game								Game							
	1	2	3	4	5	6	7		1	2	3	4	5	6	7	
Points won	11	9	11	11	11			53	1	11	1	9	2			24
Biggest lead	10	2	10	4	9			10	-	2	-	2	-			2
Points won on own serve	6	6	6	6	6			30	1	7	1	4	1			14
Points lost on own serve	0	4	0	4	1			9	5	3	5	5	5			23
Most consecutive points won	7	3	10	5	9			10	1	4	1	3	1			4
Greatest deficit overcome	-	-	-	2	-			2	-	2	-	-	-			2
Handedness/Grip	Right/Shakehand								Right/Shakehand							

### Game Progress

1	YOGARAJAH Akhilen (MRI)	*0	2	*4	6	*7	9	11								
	SOMBA Abel (MAW)	0	*0	0	*0	1	*1	1								
2	YOGARAJAH Akhilen (MRI)	0	*1	2	*3	4	*4	6	*7	9	*9	9				
	SOMBA Abel (MAW)	*0	1	*2	3	*4	6	*6	7	*7	9	11				
3	YOGARAJAH Akhilen (MRI)	*0	2	*4	6	*8	10	11								
	SOMBA Abel (MAW)	0	*0	0	*0	0	*0	1								
4	YOGARAJAH Akhilen (MRI)	0	*0	2	*2	4	*6	7	*9	9	*10	11				
	SOMBA Abel (MAW)	0	2	*2	4	*4	4	*5	5	*7	8	9				
5	YOGARAJAH Akhilen (MRI)	*0	2	*4	6	*8	9	*10	11							
	SOMBA Abel (MAW)	0	*0	0	*0	0	*1	2	2							

### NOTES

The "Greatest deficit overcome" only applies when the player ends up winning the game.

### LEGEND

MS Men's Singles

\* Server



TUE 29 JUL 2014  
17:10

## Match Results

**YOGARAJAH Akhilen (MRI) 4-0 de SHONG Javier (SVG)**

Game Summary		Match	Game 1	Game 2	Game 3	Game 4	Game 5	Game 6	Game 7
YOGARAJAH Akhilen	MRI	4	11	11	11	11			
de SHONG Javier	SVG	0	3	5	5	3			
Duration:		14min	3 min	4 min	3 min	3 min			

Match No : MS91 Table : 7

Umpires : GOULDEN David (ENG) HIGGINS Peter (WAL)

Player Statistics	YOGARAJAH Akhilen (MRI)								de SHONG Javier (SVG)								
	Game							Match	Game							Match	
	1	2	3	4	5	6	7		1	2	3	4	5	6	7		
Points won	11	11	11	11				44	3	5	5	3					16
Biggest lead	8	6	6	8				8	2	1	3	-					3
Points won on own serve	4	6	6	6				22	1	3	3	1					8
Points lost on own serve	2	2	2	2				8	7	5	5	5					22
Most consecutive points won	10	4	8	6				10	2	2	3	1					3
Greatest deficit overcome	2	1	3	-				3	-	-	-	-					-
Handedness/Grip	Right/Shakehand								Right/Shakehand								

### Game Progress

1	YOGARAJAH Akhilen (MRI)	0	*1	1	*3	5	*7	9	11	
	de SHONG Javier (SVG)	*0	1	*3	3	*3	3	*3	3	
2	YOGARAJAH Akhilen (MRI)	*0	1	*2	3	*4	6	*7	9	11
	de SHONG Javier (SVG)	0	*1	2	*3	4	*4	5	*5	5
3	YOGARAJAH Akhilen (MRI)	0	*0	1	*2	4	*6	8	*10	11
	de SHONG Javier (SVG)	*0	2	*3	4	*4	4	*4	4	5
4	YOGARAJAH Akhilen (MRI)	*0	1	*3	5	*7	8	*9	11	
	de SHONG Javier (SVG)	0	*1	1	*1	1	*2	3	3	

### NOTES

The "Greatest deficit overcome" only applies when the player ends up winning the game.

### LEGEND

MS Men's Singles

\*

Server



## Match Results

**COMMEY Emmanuel (GHA) 4-0 AHMED Javed (BAN)**

Game Summary		Match	Game 1	Game 2	Game 3	Game 4	Game 5	Game 6	Game 7
COMMEY Emmanuel	GHA	4	11	11	12	11			
AHMED Javed	BAN	0	5	4	10	4			
Duration:		15min	3 min	3 min	5 min	3 min			

Match No : MS56 Table : 8

Umpires : HOPKINS Alan (AUS) KNOWLES Kathleen (SCO)

Player Statistics	COMMEY Emmanuel (GHA)							Match	AHMED Javed (BAN)							Match	
	Game								Game								
	1	2	3	4	5	6	7		1	2	3	4	5	6	7		
Points won	11	11	12	11				45	5	4	10	4	5	6			23
Biggest lead	6	8	2	7				8	1	1	2	-					2
Points won on own serve	7	5	6	6				24	4	1	5	2					12
Points lost on own serve	1	3	5	2				11	4	6	6	5					21
Most consecutive points won	4	8	4	5				8	2	2	4	2					4
Greatest deficit overcome	1	1	2	-				2	-	-	-	-					-
Handedness/Grip	Left/Shakehand								Left/Shakehand								

### Game Progress

1	COMMEY Emmanuel (GHA)	0	*1	2	*4	6	*6	8	*9	11							
	AHMED Javed (BAN)	*0	1	*2	2	*2	4	*4	5	5							
2	COMMEY Emmanuel (GHA)	*0	1	*2	4	*6	8	*10	10	11							
	AHMED Javed (BAN)	0	*1	2	*2	2	*2	2	*4	4							
3	COMMEY Emmanuel (GHA)	0	*1	1	*2	3	*5	7	*7	7	*8	10	*11	12			
	AHMED Javed (BAN)	*0	1	*3	4	*5	5	*5	7	*9	10	*10	10	10			
4	COMMEY Emmanuel (GHA)	*0	2	*3	4	*6	8	*9	10	11							
	AHMED Javed (BAN)	0	*0	1	*2	2	*2	3	*4	4							

### NOTES

The "Greatest deficit overcome" only applies when the player ends up winning the game.

### LEGEND

MS Men's Singles

\* Server



## Match Results

**AHMED Javed (BAN) 4-3 CHAN YOOK FO Brian (MRI)**

Game Summary		Match	Game 1	Game 2	Game 3	Game 4	Game 5	Game 6	Game 7
AHMED Javed	BAN	4	5	9	11	11	11	11	14
CHAN YOOK FO Brian	MRI	3	11	11	9	5	13	8	12
Duration:		33min	4 min	4 min	5 min	3 min	5 min	4 min	6 min

Match No : MS74 Table : 2

Umpires : PETERS John (NGR) JACKSON Brian (ENG)

Player Statistics	AHMED Javed (BAN)								Match	CHAN YOOK FO Brian (MRI)								Match
	Game							Match		Game							Match	
	1	2	3	4	5	6	7			1	2	3	4	5	6	7		
Points won	5	9	11	11	11	11	14	72	11	11	9	5	13	8	12	69		
Biggest lead	1	1	4	6	1	3	2	6	6	2	1	1	3	2	3	6		
Points won on own serve	1	6	8	5	7	6	8	41	4	7	7	2	8	4	7	39		
Points lost on own serve	7	4	2	2	5	4	5	29	4	3	3	6	4	5	6	31		
Most consecutive points won	2	2	3	7	2	3	3	7	5	3	3	2	3	3	3	5		
Greatest deficit overcome	-	-	1	1	-	2	3	3	1	1	-	-	1	-	-	1		
Handedness/Grip	Left/Shakehand									Right/Shakehand								

### Game Progress

1	AHMED Javed (BAN)	0	*1	1	*3	3	*4	5	*5	5								
	CHAN YOOK FO Brian (MRI)	*0	1	*3	3	*5	6	*7	9	11								
2	AHMED Javed (BAN)	*0	1	*2	3	*3	5	*6	7	*7	8	9						
	CHAN YOOK FO Brian (MRI)	0	*1	2	*3	5	*5	6	*7	9	*10	11						
3	AHMED Javed (BAN)	0	*1	3	*4	6	*6	7	*7	8	*9	11						
	CHAN YOOK FO Brian (MRI)	*0	1	*1	2	*2	4	*5	7	*8	9	9						
4	AHMED Javed (BAN)	0	1	*2	3	*5	7	*9	10	11								
	CHAN YOOK FO Brian (MRI)	0	*1	2	*3	3	*3	3	*4	5								
5	AHMED Javed (BAN)	0	*0	1	*2	3	*4	6	*7	8	*9	10	*10	11	*11	11		
	CHAN YOOK FO Brian (MRI)	*0	2	*3	4	*5	6	*6	7	*8	9	*10	11	*11	12	13		
6	AHMED Javed (BAN)	*0	2	*2	3	*3	4	*6	7	*9	10	11						
	CHAN YOOK FO Brian (MRI)	0	*0	2	*3	5	*6	6	*7	7	*8	8						
7	AHMED Javed (BAN)	0	*1	2	*2	4	*4	5	*7	8	*9	10	*11	11	*11	12	*13	14
	CHAN YOOK FO Brian (MRI)	*0	1	*2	4	*4	6	*7	7	*8	9	*10	10	*11	12	*12	12	12

### NOTES

The "Greatest deficit overcome" only applies when the player ends up winning the game.

### LEGEND

MS Men's Singles

\* Server



## Match Results

**COMMEY Emmanuel (GHA) 4-2 CHAN YOOK FO Brian (MRI)**

Game Summary		Match	Game 1	Game 2	Game 3	Game 4	Game 5	Game 6	Game 7
COMMEY Emmanuel	GHA	4	7	12	7	11	13	11	
CHAN YOOK FO Brian	MRI	2	11	10	11	8	11	3	
Duration:		30min	4 min	5 min	4 min	4 min	6 min	3 min	

Match No : MS92 Table : 8

Umpires : ARINYE Cecilia (NGR) GOUGH David (ENG)

Player Statistics	COMMEY Emmanuel (GHA)								CHAN YOOK FO Brian (MRI)							
	Game							Match	Game							Match
	1	2	3	4	5	6	7		1	2	3	4	5	6	7	
Points won	7	12	7	11	13	11		61	11	10	11	8	11	3		54
Biggest lead	-	2	-	4	2	8		8	6	2	4	2	1	-		6
Points won on own serve	4	5	4	6	8	7		34	7	4	7	5	7	2		32
Points lost on own serve	4	6	4	3	4	1		22	3	7	3	4	5	4		26
Most consecutive points won	3	4	3	6	3	4		6	6	3	4	3	3	1		6
Greatest deficit overcome	-	2	-	2	1	-		2	-	-	-	-	-	-		-
Handedness/Grip	Left/Shakehand								Right/Shakehand							

### Game Progress

1	COMMEY Emmanuel (GHA)	0	*0	0	*0	2	*3	3	*4	6	7	CHAN YOOK FO Brian (MRI)	*0	2	*4	6	*6	7	*9	10	*10	11										
2	COMMEY Emmanuel (GHA)	*0	1	*2	2	*4	5	*6	7	*7	8	*10	11	12	CHAN YOOK FO Brian (MRI)	0	*1	2	*4	4	*5	6	*7	9	*10	10	*10	10				
3	COMMEY Emmanuel (GHA)	0	*0	0	*1	3	*4	5	*5	6	7	CHAN YOOK FO Brian (MRI)	*0	2	*4	5	*5	6	*7	9	*10	11										
4	COMMEY Emmanuel (GHA)	0	1	*1	3	*3	5	*7	9	*10	10	11	CHAN YOOK FO Brian (MRI)	0	*1	3	*3	5	*5	5	*5	6	*8	8								
5	COMMEY Emmanuel (GHA)	0	*1	2	*3	5	*6	7	*7	8	*9	10	*10	11	*12	13	CHAN YOOK FO Brian (MRI)	*0	1	*2	3	*3	4	*5	7	*8	9	*10	11	*11	11	11
6	COMMEY Emmanuel (GHA)	*0	2	*4	5	*6	8	*9	11	CHAN YOOK FO Brian (MRI)	0	*0	0	*1	2	*2	3	3														

### NOTES

The "Greatest deficit overcome" only applies when the player ends up winning the game.

### LEGEND

MS Men's Singles

\* Server



## Match Results

**LULU Ham (VAN) 4-0 ADAM ZAHIR Mohamed (MDV)**

Game Summary		Match	Game 1	Game 2	Game 3	Game 4	Game 5	Game 6	Game 7
LULU Ham	VAN	4	11	11	11	11			
ADAM ZAHIR Mohamed	MDV	0	4	9	6	3			
Duration:		19min	4 min	5 min	5 min	4 min			

Match No : MS57 Table : 9

Umpires : FOOTE Ben (GGY) MERCER Alexander (ENG)

Player Statistics	LULU Ham (VAN)								Match	ADAM ZAHIR Mohamed (MDV)								Match
	Game							Match		Game							Match	
	1	2	3	4	5	6	7			1	2	3	4	5	6	7		
Points won	11	11	11	11					44	4	9	6	3					22
Biggest lead	7	3	5	8					8	-	-	-	1					1
Points won on own serve	6	6	5	5					22	2	5	2	2					11
Points lost on own serve	2	4	4	1					11	5	5	6	6					22
Most consecutive points won	4	3	5	6					6	2	2	3	1					3
Greatest deficit overcome	-	-	-	1					1	-	-	-	-					-
Handedness/Grip	Right/Shakehand									Right/Shakehand								

### Game Progress

1	<b>LULU Ham (VAN)</b>	*0	2	*3	4	*6	7	*8	10	<b>11</b>		
	ADAM ZAHIR Mohamed (MDV)	0	*0	1	*2	2	*3	4	*4	<b>4</b>		
2	<b>LULU Ham (VAN)</b>	0	*2	3	*4	5	*5	7	*7	8	*10	<b>11</b>
	ADAM ZAHIR Mohamed (MDV)	*0	0	*1	2	*3	5	*5	7	*8	8	<b>9</b>
3	<b>LULU Ham (VAN)</b>	*0	2	*4	5	*6	6	*8	9	*10	<b>11</b>	
	ADAM ZAHIR Mohamed (MDV)	0	*0	0	*1	2	*4	4	*5	6	<b>6</b>	
4	<b>LULU Ham (VAN)</b>	0	*1	3	*4	5	*7	9	<b>11</b>			
	ADAM ZAHIR Mohamed (MDV)	*0	1	*1	2	*3	3	*3	<b>3</b>			

### NOTES

The "Greatest deficit overcome" only applies when the player ends up winning the game.

### LEGEND

MS Men's Singles

\* Server





TUE 29 JUL 2014  
20:40

## Match Results

**ABREFA Derek (GHA) 4-0 LULU Ham (VAN)**

Game Summary		Match	Game 1	Game 2	Game 3	Game 4	Game 5	Game 6	Game 7
ABREFA Derek	GHA	4	11	11	11	11			
LULU Ham	VAN	0	9	9	3	8			
Duration:		20min	5 min	5 min	4 min	5 min			

Match No : MS58 Table : 3

Umpires : GOULDEN David (ENG) HIGGINS Peter (WAL)

Player Statistics	ABREFA Derek (GHA)								LULU Ham (VAN)							
	Game							Match	Game							Match
	1	2	3	4	5	6	7		1	2	3	4	5	6	7	
Points won	11	11	11	11				44	9	9	3	8				29
Biggest lead	2	3	8	4				8	2	1	1	1				2
Points won on own serve	7	7	6	5				25	6	6	1	4				17
Points lost on own serve	3	3	2	4				12	4	4	5	5				18
Most consecutive points won	4	3	8	4				8	2	4	2	3				4
Greatest deficit overcome	2	1	1	1				2	-	-	-	-				-
Handedness/Grip	Right/Shakehand								Right/Shakehand							

### Game Progress

1	ABREFA Derek (GHA)	*0	1	*2	3	*4	5	*5	7	*7	9	11
	LULU Ham (VAN)	0	*1	2	*3	4	*5	7	*7	9	*9	9
2	ABREFA Derek (GHA)	0	*2	3	*3	4	*5	7	*7	8	*9	11
	LULU Ham (VAN)	*0	0	*1	3	*4	5	*5	7	*8	9	9
3	ABREFA Derek (GHA)	*0	1	*3	5	*7	8	*9	11			
	LULU Ham (VAN)	0	*1	1	*1	1	*2	3	3			
4	ABREFA Derek (GHA)	0	*1	2	*4	4	*6	8	*8	9	*10	11
	LULU Ham (VAN)	0	1	*2	2	*4	4	*4	6	*7	8	8

### NOTES

The "Greatest deficit overcome" only applies when the player ends up winning the game.

### LEGEND

MS Men's Singles

\* Server



## Match Results

**ABREFA Derek (GHA) 4-0 ADAM ZAHIR Mohamed (MDV)**

Game Summary		Match	Game 1	Game 2	Game 3	Game 4	Game 5	Game 6	Game 7
<b>ABREFA Derek</b>	<b>GHA</b>	<b>4</b>	11	11	11	11			
ADAM ZAHIR Mohamed	MDV	0	7	8	6	3			
Duration:		18min	4 min	5 min	4 min	3 min			

Match No : MS75 Table : 10

Umpires : BROWN David (ENG) le PAGE Tim (GGY)

Player Statistics	ABREFA Derek (GHA)								Match	ADAM ZAHIR Mohamed (MDV)								Match
	Game							Match		Game							Match	
	1	2	3	4	5	6	7			1	2	3	4	5	6	7		
Points won	11	11	11	11					<b>44</b>	7	8	6	3					<b>24</b>
Biggest lead	4	4	5	8					<b>8</b>	5	1	-	-					<b>5</b>
Points won on own serve	6	7	5	5					<b>23</b>	3	6	2	2					<b>13</b>
Points lost on own serve	4	2	4	1					<b>11</b>	5	4	6	6					<b>21</b>
Most consecutive points won	9	4	5	8					<b>9</b>	5	2	2	3					<b>5</b>
Greatest deficit overcome	5	1	-	-					<b>5</b>	-	-	-	-					<b>-</b>
Handedness/Grip	Right/Shakehand									Right/Shakehand								

### Game Progress

1	<b>ABREFA Derek (GHA)</b>	*0	0	*0	1	*2	3	*5	7	*9	<b>11</b>	
	ADAM ZAHIR Mohamed (MDV)	0	*2	4	*5	6	*7	7	*7	7	<b>7</b>	
2	<b>ABREFA Derek (GHA)</b>	0	*1	2	*3	5	*7	8	*8	10	*10	<b>11</b>
	ADAM ZAHIR Mohamed (MDV)	*0	1	*2	3	*3	3	*4	6	*6	8	<b>8</b>
3	<b>ABREFA Derek (GHA)</b>	*0	2	*4	5	*6	6	*7	8	*10	<b>11</b>	
	ADAM ZAHIR Mohamed (MDV)	0	*0	0	*1	2	*4	5	*6	6	<b>6</b>	
4	<b>ABREFA Derek (GHA)</b>	0	*2	3	*3	5	*7	9	<b>11</b>			
	ADAM ZAHIR Mohamed (MDV)	*0	0	*1	3	*3	3	*3	<b>3</b>			

### NOTES

The "Greatest deficit overcome" only applies when the player ends up winning the game.

### LEGEND

**MS** Men's Singles

\* Server



## Match Results

**WILSON Aaron (TTO) 4-0 KHURSHID Tabish (PAK)**

Game Summary		Match	Game 1	Game 2	Game 3	Game 4	Game 5	Game 6	Game 7
<b>WILSON Aaron</b>	TTO	<b>4</b>	11	11	11	11			
<b>KHURSHID Tabish</b>	PAK	<b>0</b>	5	9	6	9			
Duration:		<b>17min</b>	3 min	4 min	4 min	5 min			

Match No : MS59 Table : 10

Umpires : REID Lynda (ENG) MUDIBO Andrew (KEN)

Player Statistics	WILSON Aaron (TTO)							Match	KHURSHID Tabish (PAK)							Match	
	Game								Match	Game							
	1	2	3	4	5	6	7			1	2	3	4	5	6		7
Points won	11	11	11	11				<b>44</b>	5	9	6	9				<b>29</b>	
Biggest lead	6	4	5	4				<b>6</b>	-	-	-	-				-	
Points won on own serve	4	7	4	6				<b>21</b>	1	6	2	6				<b>15</b>	
Points lost on own serve	4	3	4	3				<b>14</b>	7	4	7	4				<b>22</b>	
Most consecutive points won	6	3	3	4				<b>6</b>	2	2	2	3				<b>3</b>	
Greatest deficit overcome	-	-	-	-				-	-	-	-	-				-	
Handedness/Grip	Right/Shakehand								Right/Shakehand								

### Game Progress

1	<b>WILSON Aaron (TTO)</b>	0	*1	2	*4	4	*6	8	*10	<b>11</b>		
	KHURSHID Tabish (PAK)	*0	1	*2	2	*4	4	*4	4	<b>5</b>		
2	<b>WILSON Aaron (TTO)</b>	*0	2	*3	4	*5	6	*7	9	*9	10	<b>11</b>
	KHURSHID Tabish (PAK)	0	*0	1	*2	3	*4	5	*5	7	*8	<b>9</b>
3	<b>WILSON Aaron (TTO)</b>	0	*2	3	*5	6	*7	8	*9	10	<b>11</b>	
	KHURSHID Tabish (PAK)	*0	0	*1	1	*2	3	*4	5	*6	<b>6</b>	
4	<b>WILSON Aaron (TTO)</b>	0	2	*2	3	*5	7	*8	9	*9	10	<b>11</b>
	KHURSHID Tabish (PAK)	0	*0	2	*3	3	*3	4	*5	7	*8	<b>9</b>

### NOTES

The "Greatest deficit overcome" only applies when the player ends up winning the game.

### LEGEND

**MS** Men's Singles

\* Server



## Match Results

**O'CONNELL Daniel (WAL) 4-0 WILSON Aaron (TTO)**

Game Summary		Match	Game 1	Game 2	Game 3	Game 4	Game 5	Game 6	Game 7
O'CONNELL Daniel	WAL	4	11	12	13	11			
WILSON Aaron	TTO	0	1	10	11	7			
Duration:		23min	2 min	6 min	7 min	4 min			

Match No : MS60 Table : 1

Umpires : HO Roger (SIN) JUTLE Harry (ENG)

Player Statistics	O'CONNELL Daniel (WAL)								WILSON Aaron (TTO)							
	Game							Match	Game							Match
	1	2	3	4	5	6	7		1	2	3	4	5	6	7	
Points won	11	12	13	11				47	1	10	11	7				29
Biggest lead	10	4	3	4				10	-	2	4	1				4
Points won on own serve	6	6	6	6				24	1	5	5	5				16
Points lost on own serve	0	5	6	2				13	5	6	7	5				23
Most consecutive points won	10	4	3	3				10	1	4	7	1				7
Greatest deficit overcome	-	2	4	1				4	-	-	-	-				-
Handedness/Grip	Right/Shakehand								Right/Shakehand							

### Game Progress

1	O'CONNELL Daniel (WAL)	*0	2	*4	6	*8	10	11								
	WILSON Aaron (TTO)	0	*0	0	*0	0	*0	1								
2	O'CONNELL Daniel (WAL)	0	*1	3	*5	5	*6	6	*7	8	*8	10	*11	12		
	WILSON Aaron (TTO)	*0	1	*1	1	*3	4	*6	7	*8	10	*10	10	10		
3	O'CONNELL Daniel (WAL)	*0	2	*3	4	*4	4	*4	5	*7	8	*10	10	*11	12	13
	WILSON Aaron (TTO)	0	*0	1	*2	4	*6	8	*9	9	*10	10	*11	11	*11	11
4	O'CONNELL Daniel (WAL)	0	*1	3	*4	5	*6	7	*8	10	11					
	WILSON Aaron (TTO)	*0	1	*1	2	*3	4	*5	6	*6	7					

### NOTES

The "Greatest deficit overcome" only applies when the player ends up winning the game.

### LEGEND

MS Men's Singles

\* Server



## Match Results

**O'CONNELL Daniel (WAL) 4-0 KHURSHID Tabish (PAK)**

Game Summary		Match	Game 1	Game 2	Game 3	Game 4	Game 5	Game 6	Game 7
O'CONNELL Daniel	WAL	4	11	11	11	11			
KHURSHID Tabish	PAK	0	8	6	5	2			
Duration:		16min	4 min	5 min	5 min	4 min			

Match No : MS77 Table : 9

Umpires : HO Roger (SIN) JUTLE Harry (ENG)

Player Statistics	O'CONNELL Daniel (WAL)							Match	KHURSHID Tabish (PAK)							Match	
	Game								Game								
	1	2	3	4	5	6	7		1	2	3	4	5	6	7		
Points won	11	11	11	11				44	8	6	5	2					21
Biggest lead	3	5	6	9				9	1	3	-	-					3
Points won on own serve	6	7	6	5				24	4	4	4	1					13
Points lost on own serve	4	1	1	1				7	5	4	4	5					18
Most consecutive points won	4	7	4	5				7	2	3	2	1					3
Greatest deficit overcome	1	3	-	-				3	-	-	-	-					-
Handedness/Grip	Right/Shakehand								Right/Shakehand								

### Game Progress

1	O'CONNELL Daniel (WAL)	*0	1	*2	4	*5	6	*7	8	*9	10	11
	KHURSHID Tabish (PAK)	0	*1	2	*2	3	*4	5	*6	7	*8	8
2	O'CONNELL Daniel (WAL)	0	*0	1	*2	4	*4	6	*8	10	11	
	KHURSHID Tabish (PAK)	0	2	*3	4	*4	6	*6	6	*6	6	
3	O'CONNELL Daniel (WAL)	0	2	*2	4	*5	6	*7	9	11		
	KHURSHID Tabish (PAK)	0	*0	2	*2	3	*4	5	*5	5		
4	O'CONNELL Daniel (WAL)	0	*2	4	*5	6	*8	10	11			
	KHURSHID Tabish (PAK)	0	0	*0	1	*2	2	*2	2			

### NOTES

The "Greatest deficit overcome" only applies when the player ends up winning the game.

### LEGEND

MS Men's Singles

\* Server



### Match Results

**XIAO Phillip (NZL) 4-2 ABREFA Derek (GHA)**

Game Summary		Match	Game 1	Game 2	Game 3	Game 4	Game 5	Game 6	Game 7
XIAO Phillip	NZL	4	7	11	11	12	11	11	
ABREFA Derek	GHA	2	11	2	13	10	6	8	
Duration:		37min	4 min	3 min	6 min	7 min	5 min	7 min	

Match No : MS98 Table : 3

Umpires : DUBEY Atul (IND) TONGE Karen (ENG)

Player Statistics	XIAO Phillip (NZL)							Match	ABREFA Derek (GHA)							Match
	Game								Game							
	1	2	3	4	5	6	7		1	2	3	4	5	6	7	
Points won	7	11	11	12	11	11		63	11	2	13	10	6	8		50
Biggest lead	1	9	3	3	5	5		9	4	-	2	1	1	1		4
Points won on own serve	3	4	4	6	6	6		29	4	0	5	5	3	5		22
Points lost on own serve	7	2	8	5	3	3		28	4	7	7	6	5	5		34
Most consecutive points won	2	9	3	3	4	6		9	3	2	5	3	2	5		5
Greatest deficit overcome	-	-	-	1	1	1		1	1	-	3	-	-	-		3
Handedness/Grip	Right/Shakehand								Right/Shakehand							

#### Game Progress

1	XIAO Phillip (NZL)	*0	0	*2	3	*4	4	*5	6	*6	7						
	ABREFA Derek (GHA)	0	*2	2	*3	4	*6	7	*8	10	11						
2	XIAO Phillip (NZL)	0	*2	2	*4	6	*8	10	11								
	ABREFA Derek (GHA)	*0	0	*2	2	*2	2	*2	2								
3	XIAO Phillip (NZL)	*0	1	*2	3	*4	5	*7	8	*8	8	*10	10	*11	11	11	
	ABREFA Derek (GHA)	0	*1	2	*3	4	*5	5	*6	8	*10	10	*11	11	*12	13	
4	XIAO Phillip (NZL)	0	*1	2	*3	5	*6	7	*8	9	*10	10	*11	12			
	ABREFA Derek (GHA)	*0	1	*2	3	*3	4	*5	6	*7	8	*10	10	10			
5	XIAO Phillip (NZL)	*0	1	*3	4	*5	6	*7	9	*10	11						
	ABREFA Derek (GHA)	0	*1	1	*2	3	*4	5	*5	6	6						
6	XIAO Phillip (NZL)	0	*1	2	*4	6	*7	7	*7	9	*10	11					
	ABREFA Derek (GHA)	*0	1	*2	2	*2	3	*5	7	*7	8	8					

#### NOTES

The "Greatest deficit overcome" only applies when the player ends up winning the game.

#### LEGEND

MS Men's Singles

\* Server



## Match Results

**JENKINS Stephen (WAL) 4-1 HUMPHREYS Curtis (TTO)**

Game Summary		Match	Game 1	Game 2	Game 3	Game 4	Game 5	Game 6	Game 7
JENKINS Stephen	WAL	4	11	11	9	11	11		
HUMPHREYS Curtis	TTO	1	3	7	11	3	9		
Duration:		30min	3 min	5 min	6 min	5 min	7 min		

Match No : MS99 Table : 4

Umpires : SCARR Val (NZL) PETERS John (NGR)

Player Statistics	JENKINS Stephen (WAL)								HUMPHREYS Curtis (TTO)							
	Game							Match	Game							Match
	1	2	3	4	5	6	7		1	2	3	4	5	6	7	
Points won	11	11	9	11	11			53	3	7	11	3	9			33
Biggest lead	8	4	3	8	3			8	-	2	4	1	1			4
Points won on own serve	4	6	5	6	5			26	1	3	6	1	4			15
Points lost on own serve	2	4	5	2	5			18	7	5	4	5	6			27
Most consecutive points won	5	3	3	5	3			5	1	2	5	1	2			5
Greatest deficit overcome	-	2	-	1	1			2	-	-	3	-	-			3
Handedness/Grip	Right/Shakehand								Right/Shakehand							

### Game Progress

1	JENKINS Stephen (WAL)	0	*1	3	*5	6	*8	9	11								
	HUMPHREYS Curtis (TTO)	*0	1	*1	1	*2	2	*3	3								
2	JENKINS Stephen (WAL)	*0	0	*2	3	*4	5	*6	8	*9	11						
	HUMPHREYS Curtis (TTO)	0	*2	2	*3	4	*5	6	*6	7	7						
3	JENKINS Stephen (WAL)	0	*2	3	*3	4	*5	5	*5	7	*8	9					
	HUMPHREYS Curtis (TTO)	*0	0	*1	3	*4	5	*7	9	*9	10	11					
4	JENKINS Stephen (WAL)	*0	1	*3	4	*6	8	*9	11								
	HUMPHREYS Curtis (TTO)	0	*1	1	*2	2	*2	3	3								
5	JENKINS Stephen (WAL)	0	*1	2	*4	5	*6	7	*8	8	*9	11					
	HUMPHREYS Curtis (TTO)	*0	1	*2	2	*3	4	*5	6	*8	9	9					

### NOTES

The "Greatest deficit overcome" only applies when the player ends up winning the game.

### LEGEND

MS Men's Singles

\*

Server



## Match Results

**HO Andre (CAN) 4-2 RANASINGHA Udaya (SRI)**

Game Summary		Match	Game 1	Game 2	Game 3	Game 4	Game 5	Game 6	Game 7
HO Andre	CAN	4	11	9	11	11	8	11	
RANASINGHA Udaya	SRI	2	5	11	4	7	11	9	
Duration:		42min	4 min	7 min	5 min	6 min	7 min	7 min	

Match No : MS102 Table : 5

Umpires : SAVVA Andreas (CYP) FOOTE Ben (GGY)

Player Statistics	HO Andre (CAN)								Match	RANASINGHA Udaya (SRI)								Match
	Game							Match		Game							Match	
	1	2	3	4	5	6	7			1	2	3	4	5	6	7		
Points won	11	9	11	11	8	11			61	5	11	4	7	11	9			47
Biggest lead	6	2	7	4	4	4			7	2	2	-	3	3	1			3
Points won on own serve	6	6	6	7	5	5			35	3	7	3	4	7	4			28
Points lost on own serve	2	4	1	2	4	5			18	5	3	5	4	3	6			26
Most consecutive points won	5	2	5	5	4	4			5	2	2	1	3	3	3			3
Greatest deficit overcome	2	-	-	3	-	1			3	-	2	-	-	4	-			4
Handedness/Grip	Right/Shakehand									Right/Shakehand								

### Game Progress

1	HO Andre (CAN)	0	*0	1	*3	5	*6	8	*10	11		
	RANASINGHA Udaya (SRI)	*0	2	*3	3	*3	4	*4	4	5		
2	HO Andre (CAN)	*0	1	*2	4	*4	6	*6	7	*8	8	9
	RANASINGHA Udaya (SRI)	0	*1	2	*2	4	*4	6	*7	8	*10	11
3	HO Andre (CAN)	0	*1	2	*4	6	*7	9	*10	11		
	RANASINGHA Udaya (SRI)	*0	1	*2	2	*2	3	*3	4	4		
4	HO Andre (CAN)	0	1	*1	2	*3	5	*7	8	*9	11	
	RANASINGHA Udaya (SRI)	0	*1	3	*4	5	*5	5	*6	7	7	
5	HO Andre (CAN)	0	*2	4	*4	5	*5	6	*6	7	*8	8
	RANASINGHA Udaya (SRI)	*0	0	*0	2	*3	5	*6	8	*9	10	11
6	HO Andre (CAN)	*0	1	*3	4	*5	6	*7	9	*10	10	11
	RANASINGHA Udaya (SRI)	0	*1	1	*2	3	*4	5	*5	6	*8	9

### NOTES

The "Greatest deficit overcome" only applies when the player ends up winning the game.

### LEGEND

MS Men's Singles

\* Server





## Match Results

**SIRISENA Rohan (SRI) 4-1 TOMLINSON Simon (JAM)**

Game Summary		Match	Game 1	Game 2	Game 3	Game 4	Game 5	Game 6	Game 7
SIRISENA Rohan	SRI	4	5	11	11	11	12		
TOMLINSON Simon	JAM	1	11	4	8	7	10		
Duration:		24min	3 min	3 min	4 min	4 min	5 min		

Match No : MS106 Table : 6

Umpires : ARINYE Cecilia (NGR) EDWARDS David (ENG)

Player Statistics	SIRISENA Rohan (SRI)								Match	TOMLINSON Simon (JAM)								Match
	Game							Match		Game							Match	
	1	2	3	4	5	6	7			1	2	3	4	5	6	7		
Points won	5	11	11	11	12				50	11	4	8	7	10				40
Biggest lead	-	7	5	4	2				7	6	-	-	1	1				6
Points won on own serve	1	5	5	4	6				21	4	2	3	2	5				16
Points lost on own serve	7	2	5	4	5				23	4	6	6	7	6				29
Most consecutive points won	3	6	5	3	3				6	5	2	3	2	3				5
Greatest deficit overcome	-	-	-	1	1				1	-	-	-	-	-				-
Handedness/Grip	Right/Shakehand									/Shakehand								

### Game Progress

1	SIRISENA Rohan (SRI)	*0	0	*0	1	*3	3	*4	4	5								
	TOMLINSON Simon (JAM)	0	*2	4	*5	5	*7	8	*10	11								
2	SIRISENA Rohan (SRI)	0	*2	3	*4	6	*8	9	*10	11								
	TOMLINSON Simon (JAM)	*0	0	*1	2	*2	2	*3	4	4								
3	SIRISENA Rohan (SRI)	*0	2	*4	5	*6	6	*7	9	*10	10	11						
	TOMLINSON Simon (JAM)	0	*0	0	*1	2	*4	5	*5	6	*8	8						
4	SIRISENA Rohan (SRI)	0	*1	2	*3	4	*6	7	*9	10	11							
	TOMLINSON Simon (JAM)	0	1	*2	3	*4	4	*5	5	*6	7							
5	SIRISENA Rohan (SRI)	*0	1	*2	3	*5	6	*6	7	*8	9	*10	11	12				
	TOMLINSON Simon (JAM)	0	*1	2	*3	3	*4	6	*7	8	*9	10	*10	10				

### NOTES

The "Greatest deficit overcome" only applies when the player ends up winning the game.

### LEGEND

MS Men's Singles

\* Server



## Match Results

**THERIAULT Pierre-Luc (CAN) 4-0 O'CONNELL Daniel (WAL)**

Game Summary		Match	Game 1	Game 2	Game 3	Game 4	Game 5	Game 6	Game 7
THERIAULT Pierre-Luc	CAN	4	11	11	11	11			
O'CONNELL Daniel	WAL	0	9	5	5	6			
Duration:		20min	5 min	4 min	4 min	4 min			

Match No : MS107 Table : 3

Umpires : KNOWLES Kathleen (SCO) DUBEY Atul (IND)

Player Statistics	THERIAULT Pierre-Luc (CAN)								O'CONNELL Daniel (WAL)							
	Game							Match	Game							Match
	1	2	3	4	5	6	7		1	2	3	4	5	6	7	
Points won	11	11	11	11				44	9	5	5	6				25
Biggest lead	2	6	8	5				8	5	-	-	-				5
Points won on own serve	6	6	6	6				24	5	3	3	3				14
Points lost on own serve	4	2	2	3				11	5	5	5	5				20
Most consecutive points won	6	3	5	3				6	6	2	3	4				6
Greatest deficit overcome	5	-	-	-				5	-	-	-	-				-
Handedness/Grip	Left/Shakehand								Right/Shakehand							

### Game Progress

1	THERIAULT Pierre-Luc (CAN)	0	*1	1	*1	2	*3	5	*7	9	*10	11
	O'CONNELL Daniel (WAL)	*0	1	*3	5	*6	7	*7	7	*7	8	9
2	THERIAULT Pierre-Luc (CAN)	*0	2	*3	4	*5	7	*8	9	11		
	O'CONNELL Daniel (WAL)	0	*0	1	*2	3	*3	4	*5	5		
3	THERIAULT Pierre-Luc (CAN)	0	*2	4	*5	6	*8	10	*10	11		
	O'CONNELL Daniel (WAL)	*0	0	*0	1	*2	2	*2	4	5		
4	THERIAULT Pierre-Luc (CAN)	*0	2	*3	5	*5	5	*7	8	*10	11	
	O'CONNELL Daniel (WAL)	0	*0	1	*1	3	*5	5	*6	6	6	

### NOTES

The "Greatest deficit overcome" only applies when the player ends up winning the game.

### LEGEND

MS Men's Singles

\* Server



### Match Results

**CHEE FENG Leong (MAS) 4-1 LARTEY Felix (GHA)**

Game Summary		Match	Game 1	Game 2	Game 3	Game 4	Game 5	Game 6	Game 7
CHEE FENG Leong	MAS	4	11	12	11	7	11		
LARTEY Felix	GHA	1	8	10	6	11	8		
Duration:		29min	4 min	5 min	5 min	5 min	7 min		

Match No : MS110 Table : 4

Umpires : FRASER Margot (ENG) SCARR Val (NZL)

Player Statistics	CHEE FENG Leong (MAS)							Match	LARTEY Felix (GHA)							Match
	Game								Game							
	1	2	3	4	5	6	7		1	2	3	4	5	6	7	
Points won	11	12	11	7	11			52	8	10	6	11	8			43
Biggest lead	5	2	5	2	4			5	1	4	-	4	-			4
Points won on own serve	7	7	6	3	5			28	5	6	3	6	4			24
Points lost on own serve	3	4	3	5	4			19	4	5	5	4	5			23
Most consecutive points won	3	5	3	2	4			5	3	4	2	4	3			4
Greatest deficit overcome	1	4	-	-	-			4	-	-	-	2	-			2
Handedness/Grip	Right/Shakehand								Right/Shakehand							

#### Game Progress

1	CHEE FENG Leong (MAS)	*0	1	*2	4	*5	7	*8	9	*9	10	11		
	LARTEY Felix (GHA)	0	*1	2	*2	3	*3	4	*5	7	*8	8		
2	CHEE FENG Leong (MAS)	0	*0	2	*2	2	*3	5	*7	8	*9	10	*11	12
	LARTEY Felix (GHA)	*0	2	*2	4	*6	7	*7	7	*8	9	*10	10	10
3	CHEE FENG Leong (MAS)	*0	2	*3	4	*5	6	*7	8	*10	11			
	LARTEY Felix (GHA)	0	*0	1	*2	3	*4	5	*6	6	6			
4	CHEE FENG Leong (MAS)	0	*1	3	*4	5	*5	5	*7	7	7			
	LARTEY Felix (GHA)	*0	1	*1	2	*3	5	*7	7	*9	11			
5	CHEE FENG Leong (MAS)	0	2	*4	4	*5	6	*7	9	*9	10	11		
	LARTEY Felix (GHA)	0	*0	0	*2	3	*4	5	*5	7	*8	8		

#### NOTES

The "Greatest deficit overcome" only applies when the player ends up winning the game.

#### LEGEND

MS Men's Singles

\*

Server



## Match Results

**McCREERY Paul (NIR) 4-0 DOHERTY Sean (SCO)**

Game Summary		Match	Game 1	Game 2	Game 3	Game 4	Game 5	Game 6	Game 7
McCREERY Paul	NIR	4	11	11	11	11			
DOHERTY Sean	SCO	0	9	6	3	8			
Duration:		30min	7 min	6 min	5 min	8 min			

Match No : MS111 Table : 2

Umpires : MADHOSINGH Chandra (CAN) COCHRANE Dave (ENG)

Player Statistics	McCREERY Paul (NIR)								DOHERTY Sean (SCO)							
	Game							Match	Game							Match
	1	2	3	4	5	6	7		1	2	3	4	5	6	7	
Points won	11	11	11	11				44	9	6	3	8				26
Biggest lead	2	5	8	4				8	1	-	1	-				1
Points won on own serve	5	4	6	5				20	4	2	1	4				11
Points lost on own serve	5	4	2	4				15	6	7	5	6				24
Most consecutive points won	2	5	6	3				6	3	3	1	3				3
Greatest deficit overcome	1	-	1	-				1	-	-	-	-				-
Handedness/Grip	Right/Shakehand								Right/Shakehand							

### Game Progress

1	McCREERY Paul (NIR)	*0	1	*2	4	*5	5	*6	7	*8	9	11
	DOHERTY Sean (SCO)	0	*1	2	*2	3	*5	6	*7	8	*9	9
2	McCREERY Paul (NIR)	0	*2	4	*5	6	*7	7	*9	10	11	
	DOHERTY Sean (SCO)	*0	0	*0	1	*2	3	*5	5	*6	6	
3	McCREERY Paul (NIR)	*0	1	*2	4	*6	7	*9	11			
	DOHERTY Sean (SCO)	0	*1	2	*2	2	*3	3	3			
4	McCREERY Paul (NIR)	0	*2	3	*5	5	*6	8	*8	9	*10	11
	DOHERTY Sean (SCO)	*0	0	*1	1	*3	4	*4	6	*7	8	8

### NOTES

The "Greatest deficit overcome" only applies when the player ends up winning the game.

### LEGEND

MS Men's Singles

\*

Server



## Match Results

**TOWNSEND Kane (AUS) 4-0 DAVID Paul (GUY)**

Game Summary		Match	Game 1	Game 2	Game 3	Game 4	Game 5	Game 6	Game 7
TOWNSEND Kane	AUS	4	11	11	11	11			
DAVID Paul	GUY	0	3	9	5	9			
Duration:		20min	4 min	6 min	5 min	6 min			

Match No : MS115 Table : 5

Umpires : REID Lynda (ENG) SAVVA Andreas (CYP)

Player Statistics	TOWNSEND Kane (AUS)								DAVID Paul (GUY)							
	Game							Match	Game							Match
	1	2	3	4	5	6	7		1	2	3	4	5	6	7	
Points won	11	11	11	11				44	3	9	5	9				26
Biggest lead	8	2	6	3				8	-	2	1	1				2
Points won on own serve	5	7	5	7				24	0	6	2	6				14
Points lost on own serve	3	3	2	3				11	6	3	6	3				18
Most consecutive points won	4	4	4	4				4	1	3	1	2				3
Greatest deficit overcome	-	2	1	1				2	-	-	-	-				-
Handedness/Grip	Left/Shakehand								Right/Shakehand							

### Game Progress

1	<b>TOWNSEND Kane (AUS)</b>	*0	1	*3	4	*6	7	*9	11								
	DAVID Paul (GUY)	0	*1	1	*2	2	*3	3	3								
2	<b>TOWNSEND Kane (AUS)</b>	0	*1	1	*2	4	*4	5	*7	9	*9	11					
	DAVID Paul (GUY)	0	1	*3	4	*4	6	*7	7	*7	9	9					
3	<b>TOWNSEND Kane (AUS)</b>	0	1	*2	3	*5	6	*8	10	11							
	DAVID Paul (GUY)	0	*1	2	*3	3	*4	4	*4	5							
4	<b>TOWNSEND Kane (AUS)</b>	0	*1	2	*3	5	*6	7	*8	9	*9	11					
	DAVID Paul (GUY)	0	1	*2	3	*3	4	*5	6	*7	9	9					

### NOTES

The "Greatest deficit overcome" only applies when the player ends up winning the game.

### LEGEND

MS Men's Singles

\* Server



## Match Results

**HOWIESON Craig (SCO) 4-0 DESHAPPRIYA Dinesh (SRI)**

Game Summary		Match	Game 1	Game 2	Game 3	Game 4	Game 5	Game 6	Game 7
HOWIESON Craig	SCO	4	11	11	11	11			
DESHAPPRIYA Dinesh	SRI	0	8	6	5	9			
Duration:		26min	6 min	5 min	5 min	7 min			

Match No : MS118 Table : 1

Umpires : GOUGH David (ENG) GOULDEN David (ENG)

Player Statistics	HOWIESON Craig (SCO)								Match	DESHAPPRIYA Dinesh (SRI)								Match
	Game							Match		Game							Match	
	1	2	3	4	5	6	7			1	2	3	4	5	6	7		
Points won	11	11	11	11					44	8	6	5	9					28
Biggest lead	3	5	6	5					6	2	-	-	3					3
Points won on own serve	6	7	5	6					24	5	4	2	5					16
Points lost on own serve	3	2	3	4					12	5	4	6	5					20
Most consecutive points won	5	5	4	8					8	3	2	1	4					4
Greatest deficit overcome	2	-	-	3					3	-	-	-	-					-
Handedness/Grip	/Shakehand									Right/Shakehand								

### Game Progress

1	HOWIESON Craig (SCO)	0	*1	2	*2	4	*6	7	*7	8	*10	11
	DESHAPPRIYA Dinesh (SRI)	*0	1	*2	4	*4	4	*5	7	*8	8	8
2	HOWIESON Craig (SCO)	*0	2	*2	3	*5	7	*8	9	*10	11	
	DESHAPPRIYA Dinesh (SRI)	0	*0	2	*3	3	*3	4	*5	6	6	
3	HOWIESON Craig (SCO)	0	*2	3	*5	6	*7	9	*10	11		
	DESHAPPRIYA Dinesh (SRI)	*0	0	*1	1	*2	3	*3	4	5		
4	HOWIESON Craig (SCO)	*0	0	*1	3	*5	7	*8	9	*9	10	11
	DESHAPPRIYA Dinesh (SRI)	0	*2	3	*3	3	*3	4	*5	7	*8	9

### NOTES

The "Greatest deficit overcome" only applies when the player ends up winning the game.

### LEGEND

MS Men's Singles

\* Server



## Match Results

**LIU Tengteng (NZL) 4-0 COMMEY Emmanuel (GHA)**

Game Summary		Match	Game 1	Game 2	Game 3	Game 4	Game 5	Game 6	Game 7
LIU Tengteng	NZL	4	11	11	11	11			
COMMEY Emmanuel	GHA	0	4	9	9	7			
Duration:		25min	4 min	6 min	7 min	5 min			

Match No : MS119 Table : 6

Umpires : HO Roger (SIN) ARINYE Cecilia (NGR)

Player Statistics	LIU Tengteng (NZL)							Match	COMMEY Emmanuel (GHA)							Match	
	Game								Match	Game							
	1	2	3	4	5	6	7			1	2	3	4	5	6		7
Points won	11	11	11	11				44	4	9	9	7				29	
Biggest lead	7	5	4	6				7	-	1	-	-				1	
Points won on own serve	7	5	6	8				26	4	4	5	5				18	
Points lost on own serve	0	5	4	2				11	4	6	5	3				18	
Most consecutive points won	5	4	3	4				5	2	4	4	2				4	
Greatest deficit overcome	-	1	-	-				1	-	-	-	-				-	
Handedness/Grip	Right/Shakehand								Left/Shakehand								

### Game Progress

1	LIU Tengteng (NZL)	0	*1	3	*4	6	*6	8	*10	11		
	COMMEY Emmanuel (GHA)	*0	1	*1	2	*2	4	*4	4	4		
2	LIU Tengteng (NZL)	*0	1	*2	4	*5	7	*8	8	*9	9	11
	COMMEY Emmanuel (GHA)	0	*1	2	*2	3	*3	4	*6	7	*9	9
3	LIU Tengteng (NZL)	0	*1	2	*4	5	*7	7	*7	9	*9	11
	COMMEY Emmanuel (GHA)	*0	1	*2	2	*3	3	*5	7	*7	9	9
4	LIU Tengteng (NZL)	*0	2	*3	5	*6	8	*8	9	*10	11	
	COMMEY Emmanuel (GHA)	0	*0	1	*1	2	*2	4	*5	6	7	

### NOTES

The "Greatest deficit overcome" only applies when the player ends up winning the game.

### LEGEND

MS Men's Singles

\* Server



### Match Results

**YIANGOU Marios (CYP) 4-1 WATSON Kane (JAM)**

Game Summary		Match	Game 1	Game 2	Game 3	Game 4	Game 5	Game 6	Game 7
YIANGOU Marios	CYP	4	10	11	11	11	11		
WATSON Kane	JAM	1	12	5	9	4	2		
Duration:		27min	6 min	4 min	6 min	4 min	3 min		

Match No : MS122 Table : 7

Umpires : TITUS Denver (RSA) JUTLE Harry (ENG)

Player Statistics	YIANGOU Marios (CYP)								WATSON Kane (JAM)							
	Game							Match	Game							Match
	1	2	3	4	5	6	7		1	2	3	4	5	6	7	
Points won	10	11	11	11	11			54	12	5	9	4	2			32
Biggest lead	1	6	2	7	9			9	2	1	1	2	-			2
Points won on own serve	6	6	5	5	5			27	7	3	4	2	1			17
Points lost on own serve	5	2	5	2	1			15	4	5	6	6	5			26
Most consecutive points won	3	4	3	9	9			9	3	2	2	4	1			4
Greatest deficit overcome	-	1	1	2	-			2	1	-	-	-	-			1
Handedness/Grip	Right/Shakehand								/Shakehand							

#### Game Progress

1	YIANGOU Marios (CYP)	*0	1	*2	3	*4	5	*5	7	*8	9	*10	10	10
	WATSON Kane (JAM)	0	*1	2	*3	4	*5	7	*7	8	*9	10	*11	12
2	YIANGOU Marios (CYP)	0	*1	3	*4	5	*6	7	*9	11				
	WATSON Kane (JAM)	*0	1	*1	2	*3	4	*5	5	5				
3	YIANGOU Marios (CYP)	*0	1	*2	3	*5	6	*6	8	*9	9	11		
	WATSON Kane (JAM)	0	*1	2	*3	3	*4	6	*6	7	*9	9		
4	YIANGOU Marios (CYP)	0	*2	2	*2	4	*6	8	*10	11				
	WATSON Kane (JAM)	*0	0	*2	4	*4	4	*4	4	4				
5	YIANGOU Marios (CYP)	0	1	*3	5	*7	9	*10	11					
	WATSON Kane (JAM)	0	*1	1	*1	1	*1	2	2					

#### NOTES

The "Greatest deficit overcome" only applies when the player ends up winning the game.

#### LEGEND

MS Men's Singles

\* Server





## Match Results

**IBRAHIM Muhd Shakirin (MAS) 4-0 CHOWDHURY Manash (BAN)**

Game Summary		Match	Game 1	Game 2	Game 3	Game 4	Game 5	Game 6	Game 7
IBRAHIM Muhd Shakirin	MAS	4	11	11	11	12			
CHOWDHURY Manash	BAN	0	6	4	9	10			
Duration:		20min	4 min	4 min	5 min	5 min			

Match No : MS123 Table : 8

Umpires : CURTIS Neil (ENG) WILLIAMS Jackie (WAL)

Player Statistics	IBRAHIM Muhd Shakirin (MAS)								CHOWDHURY Manash (BAN)							
	Game							Match	Game							Match
	1	2	3	4	5	6	7		1	2	3	4	5	6	7	
Points won	11	11	11	12				45	6	4	9	10				29
Biggest lead	5	7	3	3	-			7	2	-	-	2	-			2
Points won on own serve	5	6	6	4	0			21	3	2	5	5	0			15
Points lost on own serve	3	2	4	6	0			15	6	5	5	6	0			22
Most consecutive points won	4	4	3	4	0			4	2	2	3	3	0			3
Greatest deficit overcome	2	-	-	-	-			2	-	-	-	3	-			3
Handedness/Grip	Right/Shakehand								Right/Shakehand							

### Game Progress

1	IBRAHIM Muhd Shakirin (MAS)	0	*0	2	*4	5	*7	8	*9	10	11			
	CHOWDHURY Manash (BAN)	*0	2	*2	2	*3	3	*4	5	*6	6			
2	IBRAHIM Muhd Shakirin (MAS)	*0	2	*3	4	*6	7	*8	10	11				
	CHOWDHURY Manash (BAN)	0	*0	1	*2	2	*3	4	*4	4				
3	IBRAHIM Muhd Shakirin (MAS)	0	*2	3	*3	5	*6	7	*8	9	*10	11		
	CHOWDHURY Manash (BAN)	*0	0	*1	3	*3	4	*5	6	*7	8	9		
4	IBRAHIM Muhd Shakirin (MAS)	0	1	*3	4	*4	5	*6	6	*7	8	*10	10	10
	CHOWDHURY Manash (BAN)	0	*1	1	*2	4	*5	6	*8	9	*10	10	*11	12

### NOTES

The "Greatest deficit overcome" only applies when the player ends up winning the game.

### LEGEND

MS Men's Singles \* Server



### Match Results

**POWELL David (AUS) 4-1 YOGARAJAH Akhilen (MRI)**

Game Summary		Match	Game 1	Game 2	Game 3	Game 4	Game 5	Game 6	Game 7
<b>POWELL David</b>	<b>AUS</b>	<b>4</b>	16	11	11	4	11		
<b>YOGARAJAH Akhilen</b>	<b>MRI</b>	<b>1</b>	14	4	9	11	7		
Duration:		<b>32min</b>	9 min	5 min	7 min	5 min	7 min		

Match No : MS126 Table : 9

Umpires : BROWN C (SCO) MERCER Alexander (ENG)

Player Statistics	POWELL David (AUS)								Match	YOGARAJAH Akhilen (MRI)								Match
	Game							Match		Game							Match	
	1	2	3	4	5	6	7			1	2	3	4	5	6	7		
Points won	16	11	11	4	11				<b>53</b>	14	4	9	11	7				<b>45</b>
Biggest lead	3	7	3	-	4				<b>7</b>	1	-	2	7	1				<b>7</b>
Points won on own serve	8	5	7	4	3				<b>27</b>	7	2	5	7	1				<b>22</b>
Points lost on own serve	7	2	3	3	5				<b>20</b>	8	5	4	0	8				<b>25</b>
Most consecutive points won	3	5	5	2	3				<b>5</b>	3	2	3	5	2				<b>5</b>
Greatest deficit overcome	1	-	2	-	1				<b>2</b>	-	-	-	-	-				<b>-</b>
Handedness/Grip	Right/Shakehand									Right/Shakehand								

#### Game Progress

1	<b>POWELL David (AUS)</b>	0	*1	2	*3	4	*6	7	*8	9	*9	10	*10	11	*12	12	*13	13
	YOGARAJAH Akhilen (MRI)	*0	1	*2	3	*4	4	*5	6	*7	9	*10	11	*11	11	*12	12	*13
		*13	14	*15	<b>16</b>													
		14	*14	14	<b>14</b>													
2	<b>POWELL David (AUS)</b>	0	2	*3	4	*6	8	*9	10	<b>11</b>								
	YOGARAJAH Akhilen (MRI)	0	*0	1	*2	2	*2	3	*4	<b>4</b>								
3	<b>POWELL David (AUS)</b>	0	*0	2	*4	5	*6	7	*8	9	*9	<b>11</b>						
	YOGARAJAH Akhilen (MRI)	0	2	*2	2	*3	4	*5	6	*7	9	<b>9</b>						
4	<b>POWELL David (AUS)</b>	0	1	*1	3	*3	4	*4	4	<b>4</b>								
	<b>YOGARAJAH Akhilen (MRI)</b>	0	*1	3	*3	5	*6	8	*10	<b>11</b>								
5	<b>POWELL David (AUS)</b>	0	*1	2	*4	5	*7	7	*8	9	<b>11</b>							
	YOGARAJAH Akhilen (MRI)	0	1	*2	2	*3	3	*5	6	*7	<b>7</b>							

#### NOTES

The "Greatest deficit overcome" only applies when the player ends up winning the game.

#### LEGEND

**MS** Men's Singles

\* Server



## Match Results

**ST. LOUIS Dexter (TTO) 4-2 GRAHAM Peter (NIR)**

Game Summary		Match	Game 1	Game 2	Game 3	Game 4	Game 5	Game 6	Game 7
ST. LOUIS Dexter	TTO	4	11	10	8	11	11	11	
GRAHAM Peter	NIR	2	8	12	11	5	8	9	
Duration:		45min	6 min	9 min	7 min	5 min	6 min	7 min	

Match No : MS127 Table : 10

Umpires : HIGGINS Peter (WAL) SUTCLIFFE Russell (ENG)

Player Statistics	ST. LOUIS Dexter (TTO)								Match	GRAHAM Peter (NIR)								Match
	Game							Match		Game							Match	
	1	2	3	4	5	6	7			1	2	3	4	5	6	7		
Points won	11	10	8	11	11	11			62	8	12	11	5	8	9			53
Biggest lead	3	2	1	7	6	4			7	2	2	4	-	-	3			4
Points won on own serve	4	6	3	5	7	7			32	2	7	4	2	5	5			25
Points lost on own serve	6	5	7	3	3	3			27	7	4	5	6	4	4			30
Most consecutive points won	3	4	2	6	5	6			6	3	3	5	2	4	3			5
Greatest deficit overcome	2	-	-	-	-	3			3	-	2	1	-	-	-			2
Handedness/Grip	Left/Shakehand									Right/Shakehand								

### Game Progress

1	ST. LOUIS Dexter (TTO)	*0	1	*2	2	*4	5	*6	7	*9	10	11		
	GRAHAM Peter (NIR)	0	*1	2	*4	4	*5	6	*7	7	*8	8		
2	ST. LOUIS Dexter (TTO)	0	*1	2	*2	3	*5	7	*7	8	*9	10	*10	10
	GRAHAM Peter (NIR)	*0	1	*2	4	*5	5	*5	7	*8	9	*10	11	12
3	ST. LOUIS Dexter (TTO)	*0	1	*2	2	*2	3	*5	5	*7	8	8		
	GRAHAM Peter (NIR)	0	*1	2	*4	6	*7	7	*9	9	*10	11		
4	ST. LOUIS Dexter (TTO)	0	*2	4	*6	7	*8	9	*10	11				
	GRAHAM Peter (NIR)	*0	0	*0	0	*1	2	*3	4	5				
5	ST. LOUIS Dexter (TTO)	*0	2	*2	3	*5	7	*8	10	*10	10	11		
	GRAHAM Peter (NIR)	0	*0	2	*3	3	*3	4	*4	6	*8	8		
6	ST. LOUIS Dexter (TTO)	0	*0	1	*2	4	*6	8	*8	9	*10	11		
	GRAHAM Peter (NIR)	0	2	*3	4	*4	4	*4	6	*7	8	9		

### NOTES

The "Greatest deficit overcome" only applies when the player ends up winning the game.

### LEGEND

MS Men's Singles

\*

Server



THU 31 JUL 2014  
19:30

## Match Results

**GAO Ning (SIN) 4-0 XIAO Phillip (NZL)**

Game Summary		Match	Game 1	Game 2	Game 3	Game 4	Game 5	Game 6	Game 7
<b>GAO Ning</b>	<b>SIN</b>	<b>4</b>	11	11	11	11			
XIAO Phillip	NZL	<b>0</b>	6	3	8	9			
Duration:		<b>22min</b>	4 min	4 min	6 min	6 min			

Match No : MS129 Table : 4

Umpires : HOUSTON Sinclair (SCO) SRINIVASAN Sridhar (IND)

Player Statistics	GAO Ning (SIN)								XIAO Phillip (NZL)							
	Game							Match	Game							Match
	1	2	3	4	5	6	7		1	2	3	4	5	6	7	
Points won	11	11	11	11				<b>44</b>	6	3	8	9				<b>26</b>
Biggest lead	6	8	4	2				<b>8</b>	-	-	1	5				<b>5</b>
Points won on own serve	6	7	8	6				<b>27</b>	4	2	7	5				<b>18</b>
Points lost on own serve	2	1	1	4				<b>8</b>	5	4	3	5				<b>17</b>
Most consecutive points won	4	4	4	5				<b>5</b>	4	1	2	5				<b>5</b>
Greatest deficit overcome	-	-	1	5				<b>5</b>	-	-	-	-				<b>-</b>
Handedness/Grip	Right/Shakehand								Right/Shakehand							

### Game Progress

1	<b>GAO Ning (SIN)</b>	0	*2	4	*5	7	*8	8	*8	10	<b>11</b>	
	XIAO Phillip (NZL)	*0	0	*0	1	*1	2	*4	6	*6	<b>6</b>	
2	<b>GAO Ning (SIN)</b>	*0	2	*3	5	*6	7	*9	<b>11</b>			
	XIAO Phillip (NZL)	0	*0	1	*1	2	*3	3	<b>3</b>			
3	<b>GAO Ning (SIN)</b>	0	*1	3	*3	5	*5	7	*9	10	*10	<b>11</b>
	XIAO Phillip (NZL)	*0	1	*1	3	*3	5	*5	5	*6	8	<b>8</b>
4	<b>GAO Ning (SIN)</b>	*0	0	*0	1	*3	5	*6	7	*8	10	<b>11</b>
	XIAO Phillip (NZL)	0	*2	4	*5	5	*5	6	*7	8	*8	<b>9</b>

### NOTES

The "Greatest deficit overcome" only applies when the player ends up winning the game.

### LEGEND

**MS** Men's Singles

\* Server



### Match Results

**ARUNA Quadri (NGR) 4-0 JENKINS Stephen (WAL)**

Game Summary		Match	Game 1	Game 2	Game 3	Game 4	Game 5	Game 6	Game 7
ARUNA Quadri	NGR	4	11	11	11	11			
JENKINS Stephen	WAL	0	6	4	3	1			
Duration:		19min	6 min	4 min	4 min	3 min			

Match No : MS130 Table : 10

Umpires : MERCER Alexander (ENG) CHAN Gregory (CAN)

Player Statistics	ARUNA Quadri (NGR)								JENKINS Stephen (WAL)							
	Game							Match	Game							Match
	1	2	3	4	5	6	7		1	2	3	4	5	6	7	
Points won	11	11	11	11				44	6	4	3	1				14
Biggest lead	5	7	8	10				10	-	-	1	-				1
Points won on own serve	5	5	4	6				20	3	1	1	1				6
Points lost on own serve	3	3	2	0				8	6	6	7	5				24
Most consecutive points won	4	4	6	7				7	3	1	1	1				3
Greatest deficit overcome	-	-	1	-				1	-	-	-	-				-
Handedness/Grip	/Shakehand								Right/Shakehand							

#### Game Progress

1	ARUNA Quadri (NGR)	0	*2	4	*4	5	*7	8	*9	10	11
	JENKINS Stephen (WAL)	*0	0	*0	2	*3	3	*4	5	*6	6
2	ARUNA Quadri (NGR)	*0	1	*3	5	*6	7	*9	10	11	
	JENKINS Stephen (WAL)	0	*1	1	*1	2	*3	3	*4	4	
3	ARUNA Quadri (NGR)	0	*1	3	*5	6	*8	9	11		
	JENKINS Stephen (WAL)	*0	1	*1	1	*2	2	*3	3		
4	ARUNA Quadri (NGR)	*0	2	*4	6	*7	9	11			
	JENKINS Stephen (WAL)	0	*0	0	*0	1	*1	1			

#### NOTES

The "Greatest deficit overcome" only applies when the player ends up winning the game.

#### LEGEND

MS Men's Singles

\* Server



## Match Results

**RUMGAY Gavin (SCO) 4-1 HO Andre (CAN)**

Game Summary		Match	Game 1	Game 2	Game 3	Game 4	Game 5	Game 6	Game 7
RUMGAY Gavin	SCO	4	11	11	11	9	15		
HO Andre	CAN	1	8	8	9	11	13		
Duration:		54min	7 min	8 min	9 min	9 min	15 min		

Match No : MS131 Table : 1

Umpires : WILLIAMSON Bob (ENG) ROBERTS Averil (AUS)

Player Statistics	RUMGAY Gavin (SCO)							Match	HO Andre (CAN)							Match
	Game								Game							
	1	2	3	4	5	6	7		1	2	3	4	5	6	7	
Points won	11	11	11	9	15			57	8	8	9	11	13			49
Biggest lead	3	3	2	2	2			3	1	-	4	4	1			4
Points won on own serve	6	6	5	2	5			24	4	5	4	3	5			21
Points lost on own serve	4	3	5	8	8			28	5	5	6	7	9			32
Most consecutive points won	3	3	6	2	2			6	3	3	2	3	2			3
Greatest deficit overcome	1	-	4	-	1			4	-	-	-	2	-			2
Handedness/Grip	Right/Shakehand								Right/Shakehand							

### Game Progress

1	RUMGAY Gavin (SCO)	*0	2	*3	3	*4	5	*6	7	*8	10	11						
	HO Andre (CAN)	0	*0	1	*3	4	*5	6	*7	8	*8	8						
2	RUMGAY Gavin (SCO)	0	*2	3	*4	5	*6	7	*7	9	*10	11						
	HO Andre (CAN)	*0	0	*1	2	*3	4	*5	7	*7	8	8						
3	RUMGAY Gavin (SCO)	*0	1	*2	2	*3	4	*4	5	*7	9	11						
	HO Andre (CAN)	0	*1	2	*4	5	*6	8	*9	9	*9	9						
4	RUMGAY Gavin (SCO)	0	*2	2	*3	3	*4	4	*6	7	*8	9						
	HO Andre (CAN)	*0	0	*2	3	*5	6	*8	8	*9	10	11						
5	RUMGAY Gavin (SCO)	0	1	*2	3	*4	5	*7	7	*8	9	*10	10	*11	11	*12	13	*13
	HO Andre (CAN)	0	*1	2	*3	4	*5	5	*7	8	*9	10	*11	11	*12	12	*12	13
			14	15														
			*13	13														

### NOTES

The "Greatest deficit overcome" only applies when the player ends up winning the game.

### LEGEND

MS Men's Singles

\* Server



### Match Results

**HENZELL William (AUS) 4-2 MUHAMAD RIZAL Muhamad Ashraf Haiqal (MAS)**

Game Summary		Match	Game 1	Game 2	Game 3	Game 4	Game 5	Game 6	Game 7
HENZELL William	AUS	4	11	4	11	11	13	11	
ASHRAF	MAS	2	4	11	13	9	11	7	
Duration:		52min	6 min	5 min	10 min	8 min	10 min	8 min	

Match No : MS132 Table : 8

Umpires : DUBEY Atul (IND) TONGE Karen (ENG)

Player Statistics	HENZELL William (AUS)								MUHAMAD RIZAL Muhamad Ashraf Haiqal (MAS)							
	Game							Match	Game							Match
	1	2	3	4	5	6	7		1	2	3	4	5	6	7	
Points won	11	4	11	11	13	11		61	4	11	13	9	11	7		55
Biggest lead	7	-	3	2	3	4		7	-	7	2	1	1	1		7
Points won on own serve	6	2	5	7	4	7		31	3	5	6	6	3	4		27
Points lost on own serve	1	6	7	2	8	3		27	5	2	6	4	9	4		30
Most consecutive points won	5	3	3	3	3	3		5	3	4	2	2	3	2		4
Greatest deficit overcome	-	-	-	1	1	1		1	-	-	3	-	-	-		3
Handedness/Grip	Right/Shakehand								Right/Shakehand							

#### Game Progress

1	<b>HENZELL William (AUS)</b>	0	*2	4	*4	5	*7	9	*10	<b>11</b>						
	MUHAMAD RIZAL Muhamad Ashraf Haiqal (MAS)	*0	0	*0	2	*3	3	*3	4	<b>4</b>						
2	<b>HENZELL William (AUS)</b>	*0	0	*0	1	*1	2	*4	4	<b>4</b>						
	MUHAMAD RIZAL Muhamad Ashraf Haiqal (MAS)	0	*2	4	*5	7	*8	8	*10	<b>11</b>						
3	<b>HENZELL William (AUS)</b>	0	*2	3	*4	4	*6	7	*8	9	*9	10	*10	11	*11	<b>11</b>
	MUHAMAD RIZAL Muhamad Ashraf Haiqal (MAS)	*0	0	*1	2	*4	4	*5	6	*7	9	*10	11	*11	12	<b>13</b>
4	<b>HENZELL William (AUS)</b>	0	1	*2	4	*4	6	*6	7	*8	9	<b>11</b>				
	MUHAMAD RIZAL Muhamad Ashraf Haiqal (MAS)	0	*1	2	*2	4	*4	6	*7	8	*9	<b>9</b>				
5	<b>HENZELL William (AUS)</b>	0	*2	2	*4	5	*6	6	*7	8	*9	10	*11	11	*12	<b>13</b>
	MUHAMAD RIZAL Muhamad Ashraf Haiqal (MAS)	*0	0	*2	2	*3	4	*6	7	*8	9	*10	10	*11	11	<b>11</b>
6	<b>HENZELL William (AUS)</b>	*0	1	*2	4	*5	6	*7	8	*9	<b>11</b>					
	MUHAMAD RIZAL Muhamad Ashraf Haiqal (MAS)	0	*1	2	*2	3	*4	5	*6	7	<b>7</b>					

#### NOTES

The "Greatest deficit overcome" only applies when the player ends up winning the game.

#### LEGEND

MS Men's Singles

\* Server



## Match Results

**LI Hu (SIN) 4-0 SIRISENA Rohan (SRI)**

Game Summary		Match	Game 1	Game 2	Game 3	Game 4	Game 5	Game 6	Game 7
<b>LI Hu</b>	<b>SIN</b>	<b>4</b>	11	11	11	11			
SIRISENA Rohan	SRI	<b>0</b>	2	4	7	5			
Duration:		<b>17min</b>	4 min	4 min	5 min	4 min			

Match No : MS133 Table : 3

Umpires : NEELAKANTA IYER Ganeshan (IND) GOUGH David (ENG)

Player Statistics	LI Hu (SIN)								Match	SIRISENA Rohan (SRI)								Match
	Game							Match		Game							Match	
	1	2	3	4	5	6	7			1	2	3	4	5	6	7		
Points won	11	11	11	11					<b>44</b>	2	4	7	5					<b>18</b>
Biggest lead	9	7	6	6					<b>9</b>	1	-	1	-					<b>1</b>
Points won on own serve	6	5	5	5					<b>21</b>	2	1	4	2					<b>9</b>
Points lost on own serve	0	3	3	3					<b>9</b>	5	6	6	6					<b>23</b>
Most consecutive points won	7	4	5	4					<b>7</b>	1	1	4	1					<b>4</b>
Greatest deficit overcome	1	-	1	-					<b>1</b>	-	-	-	-					<b>-</b>
Handedness/Grip	Right/Shakehand									Right/Shakehand								

### Game Progress

1	<b>LI Hu (SIN)</b>	0	*1	3	*4	6	*8	10	<b>11</b>		
	SIRISENA Rohan (SRI)	*0	1	*1	2	*2	2	*2	<b>2</b>		
2	<b>LI Hu (SIN)</b>	*0	1	*3	5	*6	7	*9	10	<b>11</b>	
	SIRISENA Rohan (SRI)	0	*1	1	*1	2	*3	3	*4	<b>4</b>	
3	<b>LI Hu (SIN)</b>	0	*1	3	*4	5	*7	9	*9	9	<b>11</b>
	SIRISENA Rohan (SRI)	*0	1	*1	2	*3	3	*3	5	*7	<b>7</b>
4	<b>LI Hu (SIN)</b>	*0	1	*3	5	*6	7	*9	10	<b>11</b>	
	SIRISENA Rohan (SRI)	0	*1	1	*1	2	*3	3	*4	<b>5</b>	

### NOTES

The "Greatest deficit overcome" only applies when the player ends up winning the game.

### LEGEND

**MS** Men's Singles

\* Server





## Match Results

**GHOSH Soumyajit (IND) 4-0 THERIAULT Pierre-Luc (CAN)**

Game Summary		Match	Game 1	Game 2	Game 3	Game 4	Game 5	Game 6	Game 7
<b>GHOSH Soumyajit</b>	<b>IND</b>	<b>4</b>	13	12	11	11			
THERIAULT Pierre-Luc	CAN	0	11	10	6	7			
Duration:		<b>26min</b>	6 min	6 min	5 min	5 min			

Match No : MS134 Table : 5

Umpires : HO Roger (SIN) ARINYE Cecilia (NGR)

Player Statistics	GHOSH Soumyajit (IND)								Match	THERIAULT Pierre-Luc (CAN)								Match
	Game							Match		Game							Match	
	1	2	3	4	5	6	7			1	2	3	4	5	6	7		
Points won	13	12	11	11					<b>47</b>	11	10	6	7					<b>34</b>
Biggest lead	2	4	5	4					<b>5</b>	4	-	2	-					<b>4</b>
Points won on own serve	7	6	5	9					<b>27</b>	6	5	3	6					<b>20</b>
Points lost on own serve	5	5	3	1					<b>14</b>	6	6	6	2					<b>20</b>
Most consecutive points won	4	4	5	3					<b>5</b>	5	3	2	2					<b>5</b>
Greatest deficit overcome	4	-	2	-					<b>4</b>	-	-	-	-					<b>-</b>
Handedness/Grip	Right/Shakehand									Left/Shakehand								

### Game Progress

1	<b>GHOSH Soumyajit (IND)</b>	0	*1	1	*1	3	*4	5	*6	8	*10	10	*10	11	*12	<b>13</b>
	THERIAULT Pierre-Luc (CAN)	*0	1	*3	5	*5	6	*7	8	*8	8	*10	11	*11	11	<b>11</b>
2	<b>GHOSH Soumyajit (IND)</b>	*0	2	*4	4	*5	6	*7	8	*9	10	*10	11	<b>12</b>		
	THERIAULT Pierre-Luc (CAN)	0	*0	0	*2	3	*4	5	*6	7	*8	10	*10	<b>10</b>		
3	<b>GHOSH Soumyajit (IND)</b>	0	*1	1	*3	5	*6	8	*9	10	<b>11</b>					
	THERIAULT Pierre-Luc (CAN)	*0	1	*3	3	*3	4	*4	5	*6	<b>6</b>					
4	<b>GHOSH Soumyajit (IND)</b>	*0	2	*2	4	*5	7	*8	9	*9	<b>11</b>					
	THERIAULT Pierre-Luc (CAN)	0	*0	2	*2	3	*3	4	*5	7	<b>7</b>					

### NOTES

The "Greatest deficit overcome" only applies when the player ends up winning the game.

### LEGEND

**MS** Men's Singles

\* Server



### Match Results

**ABIODUN Bode (NGR) 4-0 CHEE FENG Leong (MAS)**

Game Summary		Match	Game 1	Game 2	Game 3	Game 4	Game 5	Game 6	Game 7
ABIODUN Bode	NGR	4	11	11	11	12			
CHEE FENG Leong	MAS	0	2	9	9	10			
Duration:		22min	4 min	5 min	5 min	5 min			

Match No : MS135 Table : 9

Umpires : TITUS Denver (RSA) JUTLE Harry (ENG)

Player Statistics	ABIODUN Bode (NGR)								Match	CHEE FENG Leong (MAS)								Match
	Game							Match		Game							Match	
	1	2	3	4	5	6	7			1	2	3	4	5	6	7		
Points won	11	11	11	12					45	2	9	9	10					30
Biggest lead	9	3	2	2					9	-	-	1	3					3
Points won on own serve	5	6	6	7					24	1	5	5	6					17
Points lost on own serve	1	4	4	3					12	6	5	5	5					21
Most consecutive points won	9	3	3	4					9	1	2	3	4					4
Greatest deficit overcome	-	-	1	3					3	-	-	-	-					-
Handedness/Grip	/Shakehand									Right/Shakehand								

#### Game Progress

1	ABIODUN Bode (NGR)	0	*1	2	*4	6	*8	10	11									
	CHEE FENG Leong (MAS)	*0	1	*2	2	*2	2	*2	2									
2	ABIODUN Bode (NGR)	*0	1	*2	4	*5	6	*7	8	*9	10	11						
	CHEE FENG Leong (MAS)	0	*1	2	*2	3	*4	5	*6	7	*8	9						
3	ABIODUN Bode (NGR)	0	*1	2	*3	5	*6	6	*7	8	*9	11						
	CHEE FENG Leong (MAS)	*0	1	*2	3	*3	4	*6	7	*8	9	9						
4	ABIODUN Bode (NGR)	0	1	*2	3	*3	4	*5	6	*8	10	*10	11	12				
	CHEE FENG Leong (MAS)	0	*1	2	*3	5	*6	7	*8	8	*8	10	*10	10				

#### NOTES

The "Greatest deficit overcome" only applies when the player ends up winning the game.

#### LEGEND

MS Men's Singles

\* Server



## Match Results

**PITCHFORD Liam (ENG) 4-0 McCREERY Paul (NIR)**

Game Summary		Match	Game 1	Game 2	Game 3	Game 4	Game 5	Game 6	Game 7
<b>PITCHFORD Liam</b>	<b>ENG</b>	<b>4</b>	11	11	11	11			
McCREERY Paul	NIR	0	5	5	8	7			
Duration:		<b>21min</b>	4 min	5 min	6 min	4 min			

Match No : MS136 Table : 2

Umpires : CHIN Kenny (MAS) DZIOBA Greg (CAN)

Player Statistics	PITCHFORD Liam (ENG)								McCREERY Paul (NIR)							
	Game							Match	Game							Match
	1	2	3	4	5	6	7		1	2	3	4	5	6	7	
Points won	11	11	11	11				<b>44</b>	5	5	8	7				<b>25</b>
Biggest lead	6	6	3	4				<b>6</b>	1	1	2	1				<b>2</b>
Points won on own serve	6	5	7	4				<b>22</b>	3	2	5	3				<b>13</b>
Points lost on own serve	2	3	3	4				<b>12</b>	5	6	4	7				<b>22</b>
Most consecutive points won	4	5	3	3				<b>5</b>	1	2	3	2				<b>3</b>
Greatest deficit overcome	1	1	2	1				<b>2</b>	-	-	-	-				<b>-</b>
Handedness/Grip	Right/Shakehand								Right/Shakehand							

### Game Progress

1	<b>PITCHFORD Liam (ENG)</b>	*0	1	*2	3	*4	6	*7	9	<b>11</b>		
	McCREERY Paul (NIR)	0	*1	2	*3	4	*4	5	*5	<b>5</b>		
2	<b>PITCHFORD Liam (ENG)</b>	0	*1	2	*3	5	*7	7	*9	<b>11</b>		
	McCREERY Paul (NIR)	*0	1	*2	3	*3	3	*5	5	<b>5</b>		
3	<b>PITCHFORD Liam (ENG)</b>	*0	1	*2	2	*3	5	*6	8	*8	10	<b>11</b>
	McCREERY Paul (NIR)	0	*1	2	*4	5	*5	6	*6	8	*8	<b>8</b>
4	<b>PITCHFORD Liam (ENG)</b>	0	*1	2	*3	4	*6	7	*8	9	<b>11</b>	
	McCREERY Paul (NIR)	*0	1	*2	3	*4	4	*5	6	*7	<b>7</b>	

### NOTES

The "Greatest deficit overcome" only applies when the player ends up winning the game.

### LEGEND

**MS** Men's Singles

\* Server



## Match Results

**ACHANTA Sharath Kamal (IND) 4-0 ROBINSON Ashley (NIR)**

Game Summary		Match	Game 1	Game 2	Game 3	Game 4	Game 5	Game 6	Game 7
ACHANTA Sharath Kamal	IND	4	11	11	11	11			
ROBINSON Ashley	NIR	0	7	4	6	5			
Duration:		22min	6 min	5 min	5 min	5 min			

Match No : MS137 Table : 8

Umpires : KNOWLES Kathleen (SCO) DUBEY Atul (IND)

Player Statistics	ACHANTA Sharath Kamal (IND)							Match	ROBINSON Ashley (NIR)							Match
	Game								Game							
	1	2	3	4	5	6	7		1	2	3	4	5	6	7	
Points won	11	11	11	11				44	7	4	6	5				22
Biggest lead	4	7	6	6				7	2	1	-	-				2
Points won on own serve	8	5	4	4				21	5	2	1	1				9
Points lost on own serve	2	2	5	4				13	3	6	7	7				23
Most consecutive points won	6	5	5	5				6	3	2	2	2				3
Greatest deficit overcome	2	1	-	-				2	-	-	-	-				-
Handedness/Grip	Right/Shakehand								Right/Shakehand							

### Game Progress

1	ACHANTA Sharath Kamal (IND)	*0	1	*1	3	*5	7	*7	9	*10	11
	ROBINSON Ashley (NIR)	0	*1	3	*3	3	*3	5	*5	6	7
2	ACHANTA Sharath Kamal (IND)	0	*1	2	*4	6	*7	8	*10	11	
	ROBINSON Ashley (NIR)	*0	1	*2	2	*2	3	*4	4	4	
3	ACHANTA Sharath Kamal (IND)	*0	2	*4	5	*7	7	*9	9	*10	11
	ROBINSON Ashley (NIR)	0	*0	0	*1	1	*3	3	*5	6	6
4	ACHANTA Sharath Kamal (IND)	0	*2	2	*3	5	*7	8	*10	11	
	ROBINSON Ashley (NIR)	*0	0	*2	3	*3	3	*4	4	5	

### NOTES

The "Greatest deficit overcome" only applies when the player ends up winning the game.

### LEGEND

MS Men's Singles

\* Server



### Match Results

**TORIOLA Segun (NGR) 4-1 TOWNSEND Kane (AUS)**

Game Summary		Match	Game 1	Game 2	Game 3	Game 4	Game 5	Game 6	Game 7
TORIOLA Segun	NGR	4	7	11	11	12	11		
TOWNSEND Kane	AUS	1	11	5	7	10	7		
Duration:		34min	5 min	5 min	6 min	8 min	6 min		

Match No : MS138 Table : 10

Umpires : BROWN C (SCO) MERCER Alexander (ENG)

Player Statistics	TORIOLA Segun (NGR)								Match	TOWNSEND Kane (AUS)								Match
	Game							Match		Game							Match	
	1	2	3	4	5	6	7			1	2	3	4	5	6	7		
Points won	7	11	11	12	11				52	11	5	7	10	7				40
Biggest lead	2	7	4	2	4				7	4	1	1	3	-				4
Points won on own serve	5	5	5	6	6				27	8	2	4	6	5				25
Points lost on own serve	3	3	3	4	2				15	2	6	6	5	5				24
Most consecutive points won	2	8	3	3	2				8	5	3	1	2	2				5
Greatest deficit overcome	-	1	1	3	-				3	2	-	-	-	-				2
Handedness/Grip	/Shakehand									Left/Shakehand								

#### Game Progress

1	TORIOLA Segun (NGR)	0	*2	2	*2	3	*3	5	*5	7	7			
	TOWNSEND Kane (AUS)	*0	0	*2	4	*5	7	*7	9	*9	11			
2	TORIOLA Segun (NGR)	*0	1	*3	5	*7	8	*8	9	11				
	TOWNSEND Kane (AUS)	0	*1	1	*1	1	*2	4	*5	5				
3	TORIOLA Segun (NGR)	0	*1	2	*3	4	*5	7	*8	9	11			
	TOWNSEND Kane (AUS)	*0	1	*2	3	*4	5	*5	6	*7	7			
4	TORIOLA Segun (NGR)	0	1	*2	3	*3	4	*5	6	*7	9	*10	11	12
	TOWNSEND Kane (AUS)	0	*1	2	*3	5	*6	7	*8	9	*9	10	*10	10
5	TORIOLA Segun (NGR)	0	*2	3	*4	5	*6	8	*8	10	11			
	TOWNSEND Kane (AUS)	*0	0	*1	2	*3	4	*4	6	*6	7			

#### NOTES

The "Greatest deficit overcome" only applies when the player ends up winning the game.

#### LEGEND

MS Men's Singles

\* Server



## Match Results

**JENKINS Ryan (WAL) 4-0 HOWIESON Craig (SCO)**

Game Summary		Match	Game 1	Game 2	Game 3	Game 4	Game 5	Game 6	Game 7
JENKINS Ryan	WAL	4	11	11	11	11			
HOWIESON Craig	SCO	0	3	8	8	7			
Duration:		28min	5 min	7 min	7 min	7 min			

Match No : MS139 Table : 2

Umpires : JACKSON Brian (ENG) CHIN Kenny (MAS)

Player Statistics	JENKINS Ryan (WAL)								HOWIESON Craig (SCO)							
	Game							Match	Game							Match
	1	2	3	4	5	6	7		1	2	3	4	5	6	7	
Points won	11	11	11	11				44	3	8	8	7				26
Biggest lead	8	4	5	5				8	-	1	2	1				2
Points won on own serve	5	5	7	6				23	2	3	6	3				14
Points lost on own serve	1	5	2	3				11	6	6	4	5				21
Most consecutive points won	4	3	6	6				6	1	5	4	2				5
Greatest deficit overcome	-	1	2	1				2	-	-	-	-				-
Handedness/Grip	Right/Shakehand								/Shakehand							

### Game Progress

1	JENKINS Ryan (WAL)	0	*2	4	*5	6	*7	9	11								
	HOWIESON Craig (SCO)	*0	0	*0	1	*2	3	*3	3								
2	JENKINS Ryan (WAL)	*0	2	*3	4	*6	6	*6	7	*9	10	11					
	HOWIESON Craig (SCO)	0	*0	1	*2	2	*4	6	*7	7	*8	8					
3	JENKINS Ryan (WAL)	0	*0	2	*4	6	*7	8	*8	9	*10	11					
	HOWIESON Craig (SCO)	*0	2	*2	2	*2	3	*4	6	*7	8	8					
4	JENKINS Ryan (WAL)	0	1	*3	5	*6	7	*8	8	*9	11						
	HOWIESON Craig (SCO)	0	*1	1	*1	2	*3	4	*6	7	7						

### NOTES

The "Greatest deficit overcome" only applies when the player ends up winning the game.

### LEGEND

MS Men's Singles

\* Server



## Match Results

**DRINKHALL Paul (ENG) 4-1 LIU Tengeng (NZL)**

Game Summary		Match	Game 1	Game 2	Game 3	Game 4	Game 5	Game 6	Game 7
DRINKHALL Paul	ENG	4	11	11	11	3	11		
LIU Tengeng	NZL	1	3	4	4	11	9		
Duration:		30min	4 min	5 min	5 min	5 min	8 min		

Match No : MS140 Table : 1

Umpires : WANG Luan Foon (MAS) HO Fanny (AUS)

Player Statistics	DRINKHALL Paul (ENG)								LIU Tengeng (NZL)							
	Game							Match	Game							Match
	1	2	3	4	5	6	7		1	2	3	4	5	6	7	
Points won	11	11	11	3	11			47	3	4	4	11	9			31
Biggest lead	8	7	7	-	2			8	-	-	1	8	2			8
Points won on own serve	5	5	6	1	6			23	2	1	3	4	4			14
Points lost on own serve	1	3	1	7	4			16	6	6	5	2	5			24
Most consecutive points won	6	6	5	2	3			6	1	1	1	5	2			5
Greatest deficit overcome	-	-	1	-	2			2	-	-	-	-	-			-
Handedness/Grip	Right/Shakehand								Right/Shakehand							

### Game Progress

1	DRINKHALL Paul (ENG)	0	*1	3	*4	5	*7	9	11							
	LIU Tengeng (NZL)	*0	1	*1	2	*3	3	*3	3							
2	DRINKHALL Paul (ENG)	*0	1	*3	4	*6	8	*9	10	11						
	LIU Tengeng (NZL)	0	*1	1	*2	2	*2	3	*4	4						
3	DRINKHALL Paul (ENG)	0	*1	3	*5	6	*7	9	*10	11						
	LIU Tengeng (NZL)	*0	1	*1	1	*2	3	*3	4	4						
4	DRINKHALL Paul (ENG)	*0	0	*2	2	*2	3	*3	3							
	LIU Tengeng (NZL)	0	*2	2	*4	6	*7	9	11							
5	DRINKHALL Paul (ENG)	0	*0	2	*3	4	*5	6	*7	8	*10	11				
	LIU Tengeng (NZL)	0	2	*2	3	*4	5	*6	7	*8	8	9				

### NOTES

The "Greatest deficit overcome" only applies when the player ends up winning the game.

### LEGEND

MS Men's Singles

\*

Server



### Match Results

**WANG Zhen Eugene (CAN) 4-1 YIANGOU Marios (CYP)**

Game Summary		Match	Game 1	Game 2	Game 3	Game 4	Game 5	Game 6	Game 7
WANG Zhen Eugene	CAN	4	19	11	6	11	12		
YIANGOU Marios	CYP	1	17	9	11	6	10		
Duration:		41min	11 min	6 min	5 min	6 min	8 min		

Match No : MS141 Table : 4

Umpires : BROWN David (ENG) HOUSTON Sinclair (SCO)

Player Statistics	WANG Zhen Eugene (CAN)								Match	YIANGOU Marios (CYP)								Match
	Game							Match		Game							Match	
	1	2	3	4	5	6	7			1	2	3	4	5	6	7		
Points won	19	11	6	11	12				59	17	9	11	6	10				53
Biggest lead	2	2	2	5	3				5	2	2	5	-	3				5
Points won on own serve	12	6	2	7	5				32	11	5	5	5	4				30
Points lost on own serve	6	4	6	1	6				23	7	5	4	3	7				26
Most consecutive points won	3	4	3	2	4				4	3	3	4	2	4				4
Greatest deficit overcome	2	2	-	-	3				3	-	-	2	-	-				2
Handedness/Grip	Right/Shakehand									Right/Shakehand								

#### Game Progress

1	WANG Zhen Eugene (CAN)	0	*1	2	*3	5	*6	7	*7	8	*8	10	*10	11	*12	12	*12	13
	YIANGOU Marios (CYP)	*0	1	*2	3	*3	4	*5	7	*8	10	*10	11	*11	11	*12	13	*13
		*13	14	*14	15	*16	16	*17	17	*18	19							
		14	*14	15	*15	15	*16	16	*17	17	17							
2	WANG Zhen Eugene (CAN)	*0	2	*3	4	*4	5	*6	6	*8	10	11						
	YIANGOU Marios (CYP)	0	*0	1	*2	4	*5	6	*8	8	*8	9						
3	WANG Zhen Eugene (CAN)	0	*1	2	*4	4	*5	5	*5	6	6							
	YIANGOU Marios (CYP)	*0	1	*2	2	*4	5	*7	9	*10	11							
4	WANG Zhen Eugene (CAN)	0	2	*3	4	*5	7	*7	9	*10	11							
	YIANGOU Marios (CYP)	0	*0	1	*2	3	*3	5	*5	6	6							
5	WANG Zhen Eugene (CAN)	0	*2	2	*4	5	*5	6	*6	7	*9	10	*11	12				
	YIANGOU Marios (CYP)	*0	0	*2	2	*3	5	*6	8	*9	9	*10	10	10				

#### NOTES

The "Greatest deficit overcome" only applies when the player ends up winning the game.

#### LEGEND

MS Men's Singles

\* Server





### Match Results

**BAGGALEY Andrew (ENG) 4-0 IBRAHIM Muhd Shakirin (MAS)**

Game Summary		Match	Game 1	Game 2	Game 3	Game 4	Game 5	Game 6	Game 7
<b>BAGGALEY Andrew</b>	ENG	4	11	11	11	11			
IBRAHIM Muhd Shakirin	MAS	0	8	5	7	6			
Duration:		28min	7 min	5 min	6 min	5 min			

Match No : MS142 Table : 5

Umpires : HO Roger (SIN) EDWARDS David (ENG)

Player Statistics	BAGGALEY Andrew (ENG)								Match	IBRAHIM Muhd Shakirin (MAS)								Match
	Game							Match		Game							Match	
	1	2	3	4	5	6	7			1	2	3	4	5	6	7		
Points won	11	11	11	11					44	8	5	7	6					26
Biggest lead	3	6	4	6					6	1	-	2	-					2
Points won on own serve	5	7	6	7					25	4	4	5	4					17
Points lost on own serve	4	1	2	2					9	6	4	5	4					19
Most consecutive points won	4	4	3	4					4	3	2	3	2					3
Greatest deficit overcome	1	-	2	-					2	-	-	-	-					-
Handedness/Grip	Right/Shakehand									Right/Shakehand								

#### Game Progress

1	<b>BAGGALEY Andrew (ENG)</b>	0	*1	2	*4	5	*6	6	*7	9	*10	11
	IBRAHIM Muhd Shakirin (MAS)	*0	1	*2	2	*3	4	*6	7	*7	8	8
2	<b>BAGGALEY Andrew (ENG)</b>	*0	2	*2	4	*5	6	*7	9	11		
	IBRAHIM Muhd Shakirin (MAS)	0	*0	2	*2	3	*4	5	*5	5		
3	<b>BAGGALEY Andrew (ENG)</b>	0	*1	2	*2	4	*5	7	*8	9	11	
	IBRAHIM Muhd Shakirin (MAS)	*0	1	*2	4	*4	5	*5	6	*7	7	
4	<b>BAGGALEY Andrew (ENG)</b>	*0	1	*3	4	*5	7	*8	10	*10	11	
	IBRAHIM Muhd Shakirin (MAS)	0	*1	1	*2	3	*3	4	*4	6	6	

#### NOTES

The "Greatest deficit overcome" only applies when the player ends up winning the game.

#### LEGEND

MS Men's Singles

\* Server



## Match Results

**DESAI Harmeet Rajul (IND) 4-3 POWELL David (AUS)**

Game Summary		Match	Game 1	Game 2	Game 3	Game 4	Game 5	Game 6	Game 7
DESAI Harmeet Rajul	IND	4	11	7	11	9	11	11	11
POWELL David	AUS	3	4	11	13	11	6	3	5
Duration:		53min	5 min	6 min	9 min	7 min	6 min	4 min	6 min

Match No : MS143 Table : 9

Umpires : TITUS Denver (RSA) HOPKINS Alan (AUS)

Player Statistics	DESAI Harmeet Rajul (IND)								POWELL David (AUS)							
	Game							Match	Game							Match
	1	2	3	4	5	6	7		1	2	3	4	5	6	7	
Points won	11	7	11	9	11	11	11	71	4	11	13	11	6	3	5	53
Biggest lead	7	1	2	-	5	8	6	8	-	4	2	3	1	-	-	4
Points won on own serve	6	4	5	4	5	7	5	36	3	5	6	5	3	2	2	26
Points lost on own serve	1	6	7	5	3	1	3	26	5	3	6	5	6	4	6	35
Most consecutive points won	4	2	2	3	6	7	3	7	2	4	3	3	3	1	2	4
Greatest deficit overcome	-	-	-	-	1	-	-	1	-	1	2	-	-	-	-	2
Handedness/Grip	Right/Shakehand								Right/Shakehand							

### Game Progress

1	DESAI Harmeet Rajul (IND)	0	*2	4	*5	7	*8	9	*10	11	POWELL David (AUS)	*0	0	*0	1	*1	2	*3	4	4												
2	DESAI Harmeet Rajul (IND)	*0	1	*2	2	*3	4	*4	5	*6	7	POWELL David (AUS)	0	*1	2	*4	5	*6	8	*9	10	11										
3	DESAI Harmeet Rajul (IND)	0	*1	2	*3	4	*5	6	*7	9	*10	10	*11	11	*11	11	POWELL David (AUS)	*0	1	*2	3	*4	5	*6	7	*7	8	*10	10	*11	12	13
4	DESAI Harmeet Rajul (IND)	0	0	*2	3	*4	4	*5	6	*7	9	9	POWELL David (AUS)	0	*2	2	*3	4	*6	7	*8	9	*9	11								
5	DESAI Harmeet Rajul (IND)	0	*2	3	*3	4	*5	6	*8	10	11	POWELL David (AUS)	*0	0	*1	3	*4	5	*6	6	*6	6										
6	DESAI Harmeet Rajul (IND)	*0	2	*3	5	*7	9	*10	11	POWELL David (AUS)	0	*0	1	*1	1	*1	2	3														
7	DESAI Harmeet Rajul (IND)	0	*2	3	*4	5	*7	8	*9	11	POWELL David (AUS)	*0	0	*1	2	*3	3	*4	5	5												

### NOTES

The "Greatest deficit overcome" only applies when the player ends up winning the game.

### LEGEND

MS Men's Singles

\* Server



## Match Results

**ZHAN Jian (SIN) 4-0 ST. LOUIS Dexter (TTO)**

Game Summary		Match	Game 1	Game 2	Game 3	Game 4	Game 5	Game 6	Game 7
ZHAN Jian	SIN	4	11	11	11	11			
ST. LOUIS Dexter	TTO	0	5	5	3	9			
Duration:		25min	5 min	6 min	5 min	7 min			

Match No : MS144 Table : 3

Umpires : GOULDEN David (ENG) NEELAKANTA IYER Ganeshan (IND)

Player Statistics	ZHAN Jian (SIN)							Match	ST. LOUIS Dexter (TTO)							Match
	Game								Game							
	1	2	3	4	5	6	7		1	2	3	4	5	6	7	
Points won	11	11	11	11				44	5	5	3	9				22
Biggest lead	6	6	8	3				8	-	-	1	1				1
Points won on own serve	4	4	5	4				17	1	1	2	4				8
Points lost on own serve	4	4	1	5				14	7	7	6	6				26
Most consecutive points won	3	5	5	4				5	2	2	1	3				3
Greatest deficit overcome	-	-	1	1				1	-	-	-	-				-
Handedness/Grip	Right/Shakehand								Left/Shakehand							

### Game Progress

1	ZHAN Jian (SIN)	0	*2	2	*4	5	*7	8	*9	11		
	ST. LOUIS Dexter (TTO)	*0	0	*2	2	*3	3	*4	5	5		
2	ZHAN Jian (SIN)	*0	1	*3	3	*5	7	*8	9	11		
	ST. LOUIS Dexter (TTO)	0	*1	1	*3	3	*3	4	*5	5		
3	ZHAN Jian (SIN)	0	*1	2	*4	6	*7	9	11			
	ST. LOUIS Dexter (TTO)	*0	1	*2	2	*2	3	*3	3			
4	ZHAN Jian (SIN)	0	1	*2	3	*4	6	*7	7	*8	9	11
	ST. LOUIS Dexter (TTO)	0	*1	2	*3	4	*4	5	*7	8	*9	9

### NOTES

The "Greatest deficit overcome" only applies when the player ends up winning the game.

### LEGEND

MS Men's Singles

\* Server



### Match Results

**GAO Ning (SIN) 4-0 ARUNA Quadri (NGR)**

Game Summary		Match	Game 1	Game 2	Game 3	Game 4	Game 5	Game 6	Game 7
<b>GAO Ning</b>	<b>SIN</b>	<b>4</b>	11	11	11	11			
ARUNA Quadri	NGR	<b>0</b>	7	4	9	9			
Duration:		<b>27min</b>	5 min	4 min	7 min	8 min			

Match No : MS145 Table : 3

Umpires : FOOTE Ben (GGY) REID Lynda (ENG)

Player Statistics	GAO Ning (SIN)								Match	ARUNA Quadri (NGR)								Match
	Game							Match		Game								
	1	2	3	4	5	6	7			1	2	3	4	5	6	7		
Points won	11	11	11	11					<b>44</b>	7	4	9	9					<b>29</b>
Biggest lead	4	7	3	2					<b>7</b>	3	-	1	2					<b>3</b>
Points won on own serve	6	5	4	8					<b>23</b>	3	2	3	7					<b>15</b>
Points lost on own serve	4	2	6	2					<b>14</b>	5	6	7	3					<b>21</b>
Most consecutive points won	7	6	3	2					<b>7</b>	2	1	3	2					<b>3</b>
Greatest deficit overcome	3	-	1	2					<b>3</b>	-	-	-	-					<b>-</b>
Handedness/Grip	Right/Shakehand									/Shakehand								

**Game Progress**

1	<b>GAO Ning (SIN)</b>	*0	0	*1	2	*3	4	*5	7	*9	<b>11</b>
	ARUNA Quadri (NGR)	0	*2	3	*4	5	*6	7	*7	7	<b>7</b>
2	<b>GAO Ning (SIN)</b>	0	*1	2	*4	6	*8	9	*10	<b>11</b>	
	ARUNA Quadri (NGR)	*0	1	*2	2	*2	2	*3	4	<b>4</b>	
3	<b>GAO Ning (SIN)</b>	*0	2	*3	4	*5	5	*6	7	*9	<b>11</b>
	ARUNA Quadri (NGR)	0	*0	1	*2	3	*5	6	*7	7	*9
4	<b>GAO Ning (SIN)</b>	0	*1	2	*2	4	*4	6	*7	8	*9
	ARUNA Quadri (NGR)	*0	1	*2	4	*4	6	*6	7	*8	9

**NOTES**

The "Greatest deficit overcome" only applies when the player ends up winning the game.

**LEGEND**

**MS** Men's Singles \* Server



## Match Results

**HENZELL William (AUS) 4-1 RUMGAY Gavin (SCO)**

Game Summary		Match	Game 1	Game 2	Game 3	Game 4	Game 5	Game 6	Game 7
HENZELL William	AUS	4	11	7	11	11	15		
RUMGAY Gavin	SCO	1	7	11	9	8	13		
Duration:		51min	7 min	7 min	9 min	9 min	13 min		

Match No : MS146 Table : 1

Umpires : PURCELL Tom (ENG) TAN Corelle (SIN)

Player Statistics	HENZELL William (AUS)								RUMGAY Gavin (SCO)							
	Game							Match	Game							Match
	1	2	3	4	5	6	7		1	2	3	4	5	6	7	
Points won	11	7	11	11	15			55	7	11	9	8	13			48
Biggest lead	6	1	4	4	3			6	-	4	-	1	1			4
Points won on own serve	5	5	8	5	6			29	4	6	7	3	5			25
Points lost on own serve	3	5	2	5	8			23	6	2	3	6	9			26
Most consecutive points won	5	3	3	4	3			5	4	4	3	3	3			4
Greatest deficit overcome	-	-	-	1	1			1	-	1	-	-	-			1
Handedness/Grip	Right/Shakehand								Right/Shakehand							

### Game Progress

1	HENZELL William (AUS)	0	*2	4	*5	7	*7	7	*8	9	11							
	RUMGAY Gavin (SCO)	*0	0	*0	1	*1	3	*5	6	*7	7							
2	HENZELL William (AUS)	*0	1	*1	3	*3	4	*6	6	*6	7							
	RUMGAY Gavin (SCO)	0	*1	3	*3	5	*6	6	*8	10	11							
3	HENZELL William (AUS)	0	*1	3	*4	5	*5	7	*8	10	*10	11						
	RUMGAY Gavin (SCO)	*0	1	*1	2	*3	5	*5	6	*6	8	9						
4	HENZELL William (AUS)	*0	1	*3	4	*5	7	*8	8	*9	10	11						
	RUMGAY Gavin (SCO)	0	*1	1	*2	3	*3	4	*6	7	*8	8						
5	HENZELL William (AUS)	0	*2	2	*3	5	*6	7	*8	9	*10	10	*11	11	*12	12	*12	13
	RUMGAY Gavin (SCO)	*0	0	*2	3	*3	4	*5	6	*7	8	*10	10	*11	11	*12	13	*13
				*14	15													
				13	13													

### NOTES

The "Greatest deficit overcome" only applies when the player ends up winning the game.

### LEGEND

MS Men's Singles

\*

Server



## Match Results

**GHOSH Soumyajit (IND) 4-1 LI Hu (SIN)**

Game Summary		Match	Game 1	Game 2	Game 3	Game 4	Game 5	Game 6	Game 7
<b>GHOSH Soumyajit</b>	<b>IND</b>	<b>4</b>	11	2	11	11	11		
LI Hu	SIN	1	5	11	8	9	9		
Duration:		<b>36min</b>	5 min	4 min	8 min	7 min	7 min		

Match No : MS147 Table : 4

Umpires : SCARR Val (NZL) FRASER Margot (ENG)

Player Statistics	GHOSH Soumyajit (IND)							Match	LI Hu (SIN)							Match
	Game								Game							
	1	2	3	4	5	6	7		1	2	3	4	5	6	7	
Points won	11	2	11	11	11			<b>46</b>	5	11	8	9	9			<b>42</b>
Biggest lead	6	-	3	5	2			<b>6</b>	1	9	3	-	2			<b>9</b>
Points won on own serve	5	0	4	6	6			<b>21</b>	2	5	2	5	5			<b>19</b>
Points lost on own serve	3	6	6	4	4			<b>23</b>	6	2	7	5	5			<b>25</b>
Most consecutive points won	5	1	3	4	3			<b>5</b>	2	4	3	5	4			<b>5</b>
Greatest deficit overcome	1	-	3	-	2			<b>3</b>	-	-	-	-	-			<b>-</b>
Handedness/Grip	Right/Shakehand								Right/Shakehand							

### Game Progress

1	<b>GHOSH Soumyajit (IND)</b>	*0	1	*2	3	*4	6	*8	9	<b>11</b>		
	LI Hu (SIN)	0	*1	2	*3	4	*4	4	*5	<b>5</b>		
2	<b>GHOSH Soumyajit (IND)</b>	0	*0	0	*1	1	*2	2	<b>2</b>			
	LI Hu (SIN)	*0	2	*4	5	*7	8	*10	<b>11</b>			
3	<b>GHOSH Soumyajit (IND)</b>	*0	1	*2	2	*3	4	*6	7	*9	10	<b>11</b>
	LI Hu (SIN)	0	*1	2	*4	5	*6	6	*7	7	*8	<b>8</b>
4	<b>GHOSH Soumyajit (IND)</b>	0	*2	3	*4	6	*7	7	*7	8	*9	<b>11</b>
	LI Hu (SIN)	*0	0	*1	2	*2	3	*5	7	*8	9	<b>9</b>
5	<b>GHOSH Soumyajit (IND)</b>	*0	1	*2	3	*5	5	*5	7	*8	10	<b>11</b>
	LI Hu (SIN)	0	*1	2	*3	3	*5	7	*7	8	*8	<b>9</b>

### NOTES

The "Greatest deficit overcome" only applies when the player ends up winning the game.

### LEGEND

**MS** Men's Singles

\* Server



### Match Results

**PITCHFORD Liam (ENG) 4-0 ABIODUN Bode (NGR)**

Game Summary		Match	Game 1	Game 2	Game 3	Game 4	Game 5	Game 6	Game 7
PITCHFORD Liam	ENG	4	11	11	11	12			
ABIODUN Bode	NGR	0	6	5	7	10			
Duration:		21min	4 min	3 min	6 min	6 min			

Match No : MS148 Table : 9

Umpires : HO Roger (SIN) MUGWANYA Ronald (UGA)

Player Statistics	PITCHFORD Liam (ENG)							Match	ABIODUN Bode (NGR)							Match	
	Game								Match	Game							
	1	2	3	4	5	6	7			1	2	3	4	5	6		7
Points won	11	11	11	12				45	6	5	7	10				28	
Biggest lead	6	6	4	2				6	-	1	2	5				5	
Points won on own serve	5	5	6	7				23	2	2	3	6				13	
Points lost on own serve	3	3	4	4				14	6	6	5	5				22	
Most consecutive points won	4	6	4	4				6	2	2	2	5				5	
Greatest deficit overcome	-	1	2	5				5	-	-	-	-				-	
Handedness/Grip	Right/Shakehand								/Shakehand								

#### Game Progress

1	PITCHFORD Liam (ENG)	*0	2	*4	5	*6	7	*8	9	11						
	ABIODUN Bode (NGR)	0	*0	0	*1	2	*3	4	*5	5						
2	PITCHFORD Liam (ENG)	0	*1	3	*5	6	*7	7	*9	11						
	ABIODUN Bode (NGR)	*0	1	*1	1	*2	3	*5	5	5						
3	PITCHFORD Liam (ENG)	*0	0	*2	3	*4	5	*6	8	*9	11					
	ABIODUN Bode (NGR)	0	*2	2	*3	4	*5	6	*6	7	7					
4	PITCHFORD Liam (ENG)	0	*1	1	*1	2	*3	5	*6	8	*9	10	*11	12		
	ABIODUN Bode (NGR)	*0	1	*3	5	*6	7	*7	8	*8	9	*10	10	10		

#### NOTES

The "Greatest deficit overcome" only applies when the player ends up winning the game.

#### LEGEND

MS Men's Singles

\*

Server



## Match Results

**ACHANTA Sharath Kamal (IND) 4-0 TORIOLA Segun (NGR)**

Game Summary		Match	Game 1	Game 2	Game 3	Game 4	Game 5	Game 6	Game 7
ACHANTA Sharath Kamal	IND	4	11	11	11	11			
TORIOLA Segun	NGR	0	5	6	7	4			
Duration:		24min	4 min	5 min	6 min	5 min			

Match No : MS149 Table : 10

Umpires : HOPKINS Alan (AUS) JUTLE Harry (ENG)

Player Statistics	ACHANTA Sharath Kamal (IND)							Match	TORIOLA Segun (NGR)							Match	
	Game								Game								
	1	2	3	4	5	6	7		1	2	3	4	5	6	7		
Points won	11	11	11	11				44	5	6	7	4	5	6			22
Biggest lead	6	5	5	7				7	-	3	-	-					3
Points won on own serve	7	5	5	6				23	4	3	2	3					12
Points lost on own serve	1	3	5	1				10	4	6	6	5					21
Most consecutive points won	3	5	5	4				5	2	3	5	2					5
Greatest deficit overcome	-	3	-	-				3	-	-	-	-					-
Handedness/Grip	Right/Shakehand								/Shakehand								

### Game Progress

1	ACHANTA Sharath Kamal (IND)	*0	2	*3	4	*5	7	*8	10	11	
	TORIOLA Segun (NGR)	0	*0	1	*2	3	*3	4	*4	5	
2	ACHANTA Sharath Kamal (IND)	0	*0	1	*3	5	*6	6	*8	10	11
	TORIOLA Segun (NGR)	*0	2	*3	3	*3	4	*6	6	*6	6
3	ACHANTA Sharath Kamal (IND)	*0	2	*4	5	*5	5	*7	8	*10	11
	TORIOLA Segun (NGR)	0	*0	0	*1	3	*5	5	*6	6	7
4	ACHANTA Sharath Kamal (IND)	0	*2	4	*5	7	*8	9	*10	11	
	TORIOLA Segun (NGR)	*0	0	*0	1	*1	2	*3	4	4	

### NOTES

The "Greatest deficit overcome" only applies when the player ends up winning the game.

### LEGEND

MS Men's Singles

\* Server





## Match Results

**DRINKHALL Paul (ENG) 4-0 JENKINS Ryan (WAL)**

Game Summary		Match	Game 1	Game 2	Game 3	Game 4	Game 5	Game 6	Game 7
DRINKHALL Paul	ENG	4	12	11	12	11			
JENKINS Ryan	WAL	0	10	9	10	7			
Duration:		36min	8 min	9 min	9 min	8 min			

Match No : MS150 Table : 2

Umpires : HO Fanny (AUS) CHAY Winnie (SIN)

Player Statistics	DRINKHALL Paul (ENG)								Match	JENKINS Ryan (WAL)								Match
	Game							Match		Game							Match	
	1	2	3	4	5	6	7			1	2	3	4	5	6	7		
Points won	12	11	12	11					46	10	9	10	7					36
Biggest lead	2	2	2	4					4	2	2	3	2					3
Points won on own serve	7	7	9	5					28	6	6	7	2					21
Points lost on own serve	4	3	2	5					14	5	4	3	6					18
Most consecutive points won	4	2	3	4					4	4	3	3	2					4
Greatest deficit overcome	2	2	3	2					3	-	-	-	-					-
Handedness/Grip	Right/Shakehand									Right/Shakehand								

### Game Progress

1	DRINKHALL Paul (ENG)	0	*2	3	*3	3	*4	6	*7	8	*8	10	*11	12
	JENKINS Ryan (WAL)	*0	0	*1	3	*5	6	*6	7	*8	10	*10	10	10
2	DRINKHALL Paul (ENG)	*0	1	*2	3	*3	5	*5	7	*8	9	11		
	JENKINS Ryan (WAL)	0	*1	2	*3	5	*5	7	*7	8	*9	9		
3	DRINKHALL Paul (ENG)	0	*0	1	*2	4	*4	6	*7	9	*9	10	*11	12
	JENKINS Ryan (WAL)	0	2	*3	4	*4	6	*6	7	*7	9	*10	10	10
4	DRINKHALL Paul (ENG)	*0	0	*2	3	*5	7	*8	9	*10	11			
	JENKINS Ryan (WAL)	0	*2	2	*3	3	*3	4	*5	6	7			

### NOTES

The "Greatest deficit overcome" only applies when the player ends up winning the game.

### LEGEND

MS Men's Singles

\*

Server



## Match Results

**WANG Zhen Eugene (CAN) 4-0 BAGGALEY Andrew (ENG)**

Game Summary		Match	Game 1	Game 2	Game 3	Game 4	Game 5	Game 6	Game 7
<b>WANG Zhen Eugene</b>	<b>CAN</b>	<b>4</b>	11	11	12	11			
BAGGALEY Andrew	ENG	0	5	8	10	8			
Duration:		<b>33min</b>	7 min	8 min	9 min	9 min			

Match No : MS151 Table : 8

Umpires : CLAXTON Roy (SCO) CHIN Kenny (MAS)

Player Statistics	WANG Zhen Eugene (CAN)								Match	BAGGALEY Andrew (ENG)								Match
	Game							Match		Game							Match	
	1	2	3	4	5	6	7			1	2	3	4	5	6	7		
Points won	11	11	12	11					<b>45</b>	5	8	10	8					<b>31</b>
Biggest lead	6	4	6	3					<b>6</b>	3	-	2	1					<b>3</b>
Points won on own serve	6	8	6	6					<b>26</b>	3	7	6	4					<b>20</b>
Points lost on own serve	2	1	4	3					<b>10</b>	5	2	5	5					<b>17</b>
Most consecutive points won	9	3	8	3					<b>9</b>	3	3	6	2					<b>6</b>
Greatest deficit overcome	3	-	2	1					<b>3</b>	-	-	-	-					<b>-</b>
Handedness/Grip	Right/Shakehand									Right/Shakehand								

### Game Progress

1	<b>WANG Zhen Eugene (CAN)</b>	*0	1	*1	2	*4	6	*8	10	<b>11</b>								
	BAGGALEY Andrew (ENG)	0	*1	3	*4	4	*4	4	*4	<b>5</b>								
2	<b>WANG Zhen Eugene (CAN)</b>	0	*1	3	*4	6	*6	7	*7	9	*10	<b>11</b>						
	BAGGALEY Andrew (ENG)	0	1	*1	2	*2	4	*5	7	*7	8	<b>8</b>						
3	<b>WANG Zhen Eugene (CAN)</b>	0	2	*2	2	*4	6	*8	10	*10	10	*10	11	<b>12</b>				
	BAGGALEY Andrew (ENG)	0	*0	2	*4	4	*4	4	*4	6	*8	10	*10	<b>10</b>				
4	<b>WANG Zhen Eugene (CAN)</b>	0	*1	3	*3	4	*6	7	*7	8	*10	<b>11</b>						
	BAGGALEY Andrew (ENG)	0	1	*1	3	*4	4	*5	7	*8	8	<b>8</b>						

### NOTES

The "Greatest deficit overcome" only applies when the player ends up winning the game.

### LEGEND

**MS** Men's Singles

\* Server



## Match Results

**ZHAN Jian (SIN) 4-0 DESAI Harmeet Rajul (IND)**

Game Summary		Match	Game 1	Game 2	Game 3	Game 4	Game 5	Game 6	Game 7
ZHAN Jian	SIN	4	14	11	12	13			
DESAI Harmeet Rajul	IND	0	12	6	10	11			
Duration:		34min	9 min	5 min	7 min	8 min			

Match No : MS152 Table : 5

Umpires : HOUSTON Sinclair (SCO) BROWN David (ENG)

Player Statistics	ZHAN Jian (SIN)								Match	DESAI Harmeet Rajul (IND)								Match
	Game							Match		Game							Match	
	1	2	3	4	5	6	7			1	2	3	4	5	6	7		
Points won	14	11	12	13					50	12	6	10	11					39
Biggest lead	2	5	4	3					5	3	-	1	3					3
Points won on own serve	7	5	7	5					24	6	3	6	4					19
Points lost on own serve	6	3	4	7					20	7	6	5	8					26
Most consecutive points won	3	4	4	4					4	4	2	5	6					6
Greatest deficit overcome	3	-	1	3					3	-	-	-	-					-
Handedness/Grip	Right/Shakehand									Right/Shakehand								

### Game Progress

1	ZHAN Jian (SIN)	*0	2	*2	3	*4	5	*5	6	*8	8	*10	11	*11	11	*12	13	14
	DESAI Harmeet Rajul (IND)	0	*0	2	*3	4	*5	7	*8	8	*10	10	*10	11	*12	12	*12	12
2	ZHAN Jian (SIN)	0	*2	4	*4	5	*7	8	*9	10	11							
	DESAI Harmeet Rajul (IND)	*0	0	*0	2	*3	3	*4	5	*6	6							
3	ZHAN Jian (SIN)	*0	1	*2	4	*6	6	*6	7	*8	10	*10	11	12				
	DESAI Harmeet Rajul (IND)	0	*1	2	*2	2	*4	6	*7	8	*8	10	*10	10				
4	ZHAN Jian (SIN)	0	*2	3	*3	3	*4	6	*7	8	*10	10	*11	11	*12	13		
	DESAI Harmeet Rajul (IND)	*0	0	*1	3	*5	6	*6	7	*8	8	*10	10	*11	11	11		

### NOTES

The "Greatest deficit overcome" only applies when the player ends up winning the game.

### LEGEND

MS Men's Singles

\* Server



### Match Results

**GAO Ning (SIN) 4-1 HENZELL William (AUS)**

Game Summary		Match	Game 1	Game 2	Game 3	Game 4	Game 5	Game 6	Game 7
<b>GAO Ning</b>	<b>SIN</b>	<b>4</b>	15	11	9	11	11		
<b>HENZELL William</b>	<b>AUS</b>	<b>1</b>	13	6	11	7	6		
Duration:		<b>43min</b>	11 min	6 min	7 min	7 min	7 min		

Match No : MS153 Table : 1

Umpires : TONGE Karen (ENG) WANG Luan Foon (MAS)

Player Statistics	GAO Ning (SIN)								HENZELL William (AUS)								
	Game							Match	Game							Match	
	1	2	3	4	5	6	7		1	2	3	4	5	6	7		
Points won	15	11	9	11	11			<b>57</b>	13	6	11	7	6				<b>43</b>
Biggest lead	4	5	5	4	5			<b>5</b>	1	1	2	1	-				<b>2</b>
Points won on own serve	7	7	6	5	6			<b>31</b>	6	5	7	4	3				<b>25</b>
Points lost on own serve	7	1	4	3	3			<b>18</b>	8	4	3	6	5				<b>26</b>
Most consecutive points won	4	3	3	4	3			<b>4</b>	4	2	5	1	2				<b>5</b>
Greatest deficit overcome	1	1	-	1	-			<b>1</b>	-	-	5	-	-				<b>5</b>
Handedness/Grip	Right/Shakehand								Right/Shakehand								

#### Game Progress

1	<b>GAO Ning (SIN)</b>	*0	1	*2	3	*5	7	*7	7	*8	9	*10	10	*11	11	*12	13	*13
	HENZELL William (AUS)	0	*1	2	*3	3	*3	5	*7	8	*9	10	*11	11	*12	12	*12	13
		14	<b>15</b>															
		*13	<b>13</b>															
2	<b>GAO Ning (SIN)</b>	0	*1	3	*4	6	*6	8	*9	10	<b>11</b>							
	HENZELL William (AUS)	*0	1	*1	2	*2	4	*4	5	*6	<b>6</b>							
3	<b>GAO Ning (SIN)</b>	*0	2	*3	5	*6	7	*7	7	*8	9	<b>9</b>						
	<b>HENZELL William (AUS)</b>	0	*0	1	*1	2	*3	5	*7	8	*9	<b>11</b>						
4	<b>GAO Ning (SIN)</b>	0	*1	3	*4	5	*6	7	*8	9	<b>11</b>							
	HENZELL William (AUS)	*0	1	*1	2	*3	4	*5	6	*7	<b>7</b>							
5	<b>GAO Ning (SIN)</b>	*0	2	*3	4	*5	6	*8	9	*10	<b>11</b>							
	HENZELL William (AUS)	0	*0	1	*2	3	*4	4	*5	6	<b>6</b>							

#### NOTES

The "Greatest deficit overcome" only applies when the player ends up winning the game.

#### LEGEND

**MS** Men's Singles

\* Server



## Match Results

**PITCHFORD Liam (ENG) 4-2 GHOSH Soumyajit (IND)**

Game Summary		Match	Game 1	Game 2	Game 3	Game 4	Game 5	Game 6	Game 7
PITCHFORD Liam	ENG	4	7	11	9	11	12	11	
GHOSH Soumyajit	IND	2	11	7	11	7	10	9	
Duration:		42min	6 min	6 min	7 min	6 min	7 min	7 min	

Match No : MS154 Table : 2

Umpires : le PAGE Tim (GGY) KNOWLES Kathleen (SCO)

Player Statistics	PITCHFORD Liam (ENG)								GHOSH Soumyajit (IND)							
	Game							Match	Game							Match
	1	2	3	4	5	6	7		1	2	3	4	5	6	7	
Points won	7	11	9	11	12	11		61	11	7	11	7	10	9		55
Biggest lead	-	6	3	6	3	2		6	5	-	2	-	-	1		5
Points won on own serve	5	5	7	5	8	6		36	6	4	8	4	7	5		34
Points lost on own serve	5	3	3	3	3	4		21	2	6	2	6	4	5		25
Most consecutive points won	3	6	3	3	3	3		6	4	5	5	4	3	3		5
Greatest deficit overcome	-	-	-	-	-	1		1	-	-	3	-	-	-		3
Handedness/Grip	Right/Shakehand								Right/Shakehand							

### Game Progress

1	PITCHFORD Liam (ENG)	*0	0	*0	1	*2	3	*4	6	*6	7					
	GHOSH Soumyajit (IND)	0	*2	4	*5	6	*7	8	*8	10	11					
2	PITCHFORD Liam (ENG)	0	*2	4	*6	6	*6	7	*8	10	11					
	GHOSH Soumyajit (IND)	*0	0	*0	0	*2	4	*5	6	*6	7					
3	PITCHFORD Liam (ENG)	*0	2	*2	3	*3	5	*6	8	*9	9	9	9	9	9	9
	GHOSH Soumyajit (IND)	0	*0	2	*3	5	*5	6	*6	7	*9	11	11	11	11	11
4	PITCHFORD Liam (ENG)	0	*2	3	*4	6	*7	9	*9	9	11					
	GHOSH Soumyajit (IND)	*0	0	*1	2	*2	3	*3	5	*7	7					
5	PITCHFORD Liam (ENG)	*0	2	*2	4	*5	5	*6	8	*9	10	*10	11	12	12	12
	GHOSH Soumyajit (IND)	0	*0	2	*2	3	*5	6	*6	7	*8	10	*10	10	10	10
6	PITCHFORD Liam (ENG)	0	*1	3	*3	4	*6	6	*7	8	*9	11	11	11	11	11
	GHOSH Soumyajit (IND)	*0	1	*1	3	*4	4	*6	7	*8	9	9	9	9	9	9

### NOTES

The "Greatest deficit overcome" only applies when the player ends up winning the game.

### LEGEND

MS Men's Singles

\* Server



## Match Results

**ACHANTA Sharath Kamal (IND) 4-1 DRINKHALL Paul (ENG)**

Game Summary		Match	Game 1	Game 2	Game 3	Game 4	Game 5	Game 6	Game 7
ACHANTA Sharath Kamal	IND	4	11	11	12	9	11		
DRINKHALL Paul	ENG	1	7	6	10	11	6		
Duration:		43min	5 min	7 min	9 min	9 min	7 min		

Match No : MS155 Table : 1

Umpires : WILLIAMS Jackie (WAL) BROWN C (SCO)

Player Statistics	ACHANTA Sharath Kamal (IND)							Match	DRINKHALL Paul (ENG)							Match
	Game								Game							
	1	2	3	4	5	6	7		1	2	3	4	5	6	7	
Points won	11	11	12	9	11			54	7	6	10	11	6			40
Biggest lead	5	5	3	4	5			5	-	-	2	2	1			2
Points won on own serve	9	4	7	4	7			31	6	2	6	5	4			23
Points lost on own serve	1	4	4	6	1			16	2	7	5	5	4			23
Most consecutive points won	3	4	3	5	4			5	3	3	5	6	2			6
Greatest deficit overcome	-	-	2	-	1			2	-	-	-	4	-			4
Handedness/Grip	Right/Shakehand								Right/Shakehand							

### Game Progress

1	ACHANTA Sharath Kamal (IND)	*0	2	*3	5	*6	7	*7	9	*9	11			
	DRINKHALL Paul (ENG)	0	*0	1	*1	2	*3	5	*5	7	7			
2	ACHANTA Sharath Kamal (IND)	0	*2	3	*4	4	*6	7	*8	10	11			
	DRINKHALL Paul (ENG)	*0	0	*1	2	*4	4	*5	6	*6	6			
3	ACHANTA Sharath Kamal (IND)	*0	0	*1	3	*4	6	*7	7	*7	9	*10	11	12
	DRINKHALL Paul (ENG)	0	*2	3	*3	4	*4	5	*7	9	*9	10	*10	10
4	ACHANTA Sharath Kamal (IND)	0	*1	1	*3	5	*6	8	*9	9	*9	9		
	DRINKHALL Paul (ENG)	*0	1	*3	3	*3	4	*4	5	*7	9	11		
5	ACHANTA Sharath Kamal (IND)	0	1	*2	4	*6	7	*7	9	*10	11			
	DRINKHALL Paul (ENG)	0	*1	2	*2	2	*3	5	*5	6	6			

### NOTES

The "Greatest deficit overcome" only applies when the player ends up winning the game.

### LEGEND

MS Men's Singles

\* Server



### Match Results

**ZHAN Jian (SIN) 4-2 WANG Zhen Eugene (CAN)**

Game Summary		Match	Game 1	Game 2	Game 3	Game 4	Game 5	Game 6	Game 7
ZHAN Jian	SIN	4	9	1	11	11	11	11	
WANG Zhen Eugene	CAN	2	11	11	7	8	5	8	
Duration:		46min	7 min	4 min	7 min	8 min	7 min	8 min	

Match No : MS156 Table : 2

Umpires : CURTIS Neil (ENG) MERCER Alexander (ENG)

Player Statistics	ZHAN Jian (SIN)								Match	WANG Zhen Eugene (CAN)								Match
	Game							Match		Game							Match	
	1	2	3	4	5	6	7			1	2	3	4	5	6	7		
Points won	9	1	11	11	11	11			54	11	11	7	8	5	8			50
Biggest lead	1	-	4	3	6	3			6	3	10	3	3	-	2			10
Points won on own serve	6	1	6	4	6	7			30	7	6	3	3	3	5			27
Points lost on own serve	4	5	4	5	2	2			22	3	0	5	7	5	4			24
Most consecutive points won	3	1	7	4	3	3			7	4	10	4	3	1	2			10
Greatest deficit overcome	-	-	3	3	-	2			3	1	-	-	-	-	-			1
Handedness/Grip	Right/Shakehand									Right/Shakehand								

#### Game Progress

1	ZHAN Jian (SIN)	*0	1	*1	2	*3	4	*5	7	*8	9	9
	WANG Zhen Eugene (CAN)	0	*1	3	*4	5	*6	7	*7	8	*9	11
2	ZHAN Jian (SIN)	0	*0	0	*0	0	*0	1				
	WANG Zhen Eugene (CAN)	*0	2	*4	6	*8	10	11				
3	ZHAN Jian (SIN)	*0	1	*3	3	*3	4	*5	7	*9	11	
	WANG Zhen Eugene (CAN)	0	*1	1	*3	5	*6	7	*7	7	7	
4	ZHAN Jian (SIN)	0	*0	1	*3	3	*4	6	*8	8	*10	11
	WANG Zhen Eugene (CAN)	*0	2	*3	3	*5	6	*6	6	*8	8	8
5	ZHAN Jian (SIN)	*0	2	*3	5	*6	7	*9	10	11		
	WANG Zhen Eugene (CAN)	0	*0	1	*1	2	*3	3	*4	5		
6	ZHAN Jian (SIN)	0	*0	2	*3	4	*5	7	*8	9	*10	11
	WANG Zhen Eugene (CAN)	0	2	*2	3	*4	5	*5	6	*7	8	8

#### NOTES

The "Greatest deficit overcome" only applies when the player ends up winning the game.

#### LEGEND

MS Men's Singles

\* Server



### Match Results

**GAO Ning (SIN) 4-3 PITCHFORD Liam (ENG)**

Game Summary		Match	Game 1	Game 2	Game 3	Game 4	Game 5	Game 6	Game 7
<b>GAO Ning</b>	<b>SIN</b>	<b>4</b>	11	11	14	6	10	11	11
PITCHFORD Liam	ENG	3	8	13	12	11	12	7	6
Duration:		<b>1h4min</b>	6 min	10 min	10 min	6 min	10 min	8 min	7 min

Match No : MS157 Table : 1

Umpires : SRINIVASAN Sridhar (IND) ROBERTS Averil (AUS)

Player Statistics	GAO Ning (SIN)								Match	PITCHFORD Liam (ENG)								Match
	Game							Match		Game							Match	
	1	2	3	4	5	6	7			1	2	3	4	5	6	7		
Points won	11	11	14	6	10	11	11	<b>74</b>	8	13	12	11	12	7	6	<b>69</b>		
Biggest lead	4	1	3	1	4	4	5	<b>5</b>	-	3	1	5	2	-	1	<b>5</b>		
Points won on own serve	5	6	7	4	5	5	4	<b>36</b>	4	7	6	6	6	2	2	<b>33</b>		
Points lost on own serve	4	6	6	5	6	5	4	<b>36</b>	6	5	7	2	5	6	7	<b>38</b>		
Most consecutive points won	3	3	3	3	4	4	6	<b>6</b>	3	3	3	5	5	3	2	<b>5</b>		
Greatest deficit overcome	-	-	1	-	-	-	1	<b>1</b>	-	1	-	1	4	-	-	<b>4</b>		
Handedness/Grip	Right/Shakehand									Right/Shakehand								

#### Game Progress

1	<b>GAO Ning (SIN)</b>	0	*2	3	*4	6	*6	7	*8	8	*10	<b>11</b>						
	PITCHFORD Liam (ENG)	*0	0	*1	2	*2	4	*5	6	*8	8	<b>8</b>						
2	GAO Ning (SIN)	*0	0	*1	3	*3	4	*6	7	*8	9	*10	11	*11	11	<b>11</b>		
	PITCHFORD Liam (ENG)	0	*2	3	*3	5	*6	6	*7	8	*9	10	*10	11	*12	<b>13</b>		
3	<b>GAO Ning (SIN)</b>	0	*2	2	*3	4	*5	7	*7	9	*10	10	*11	11	*11	12	*13	<b>14</b>
	PITCHFORD Liam (ENG)	*0	0	*2	3	*4	5	*5	7	*7	8	*10	10	*11	12	*12	12	<b>12</b>
4	GAO Ning (SIN)	*0	1	*2	2	*2	3	*4	6	*6	<b>6</b>							
	PITCHFORD Liam (ENG)	0	*1	2	*4	6	*7	8	*8	10	<b>11</b>							
5	GAO Ning (SIN)	0	*2	4	*5	6	*7	7	*8	8	*8	10	*10	<b>10</b>				
	PITCHFORD Liam (ENG)	*0	0	*0	1	*2	3	*5	6	*8	10	*10	11	<b>12</b>				
6	<b>GAO Ning (SIN)</b>	*0	2	*4	4	*6	7	*7	8	*10	<b>11</b>							
	PITCHFORD Liam (ENG)	0	*0	0	*2	2	*3	5	*6	6	<b>7</b>							
7	<b>GAO Ning (SIN)</b>	0	*1	2	*4	4	*5	6	*8	10	<b>11</b>							
	PITCHFORD Liam (ENG)	*0	1	*2	2	*4	5	*6	6	*6	<b>6</b>							

#### NOTES

The "Greatest deficit overcome" only applies when the player ends up winning the game.

#### LEGEND

**MS** Men's Singles

\* Server





## Match Results

**ZHAN Jian (SIN) 4-0 ACHANTA Sharath Kamal (IND)**

Game Summary		Match	Game 1	Game 2	Game 3	Game 4	Game 5	Game 6	Game 7
ZHAN Jian	SIN	4	11	11	11	11			
ACHANTA Sharath Kamal	IND	0	6	6	6	8			
Duration:		27min	6 min	6 min	6 min	7 min			

Match No : MS158 Table : 1

Umpires : BROWN David (ENG) JACKSON Brian (ENG)

Player Statistics	ZHAN Jian (SIN)								Match	ACHANTA Sharath Kamal (IND)								Match
	Game							Match		Game							Match	
	1	2	3	4	5	6	7			1	2	3	4	5	6	7		
Points won	11	11	11	11					44	6	6	6	8					26
Biggest lead	6	5	5	3					6	-	1	-	3					3
Points won on own serve	6	5	7	5					23	3	3	4	4					14
Points lost on own serve	3	3	2	4					12	5	6	4	6					21
Most consecutive points won	4	5	3	6					6	2	2	2	4					4
Greatest deficit overcome	-	1	-	3					3	-	-	-	-					-
Handedness/Grip	Right/Shakehand									Right/Shakehand								

### Game Progress

1	ZHAN Jian (SIN)	*0	2	*4	4	*6	8	*8	9	*10	11	
	ACHANTA Sharath Kamal (IND)	0	*0	0	*2	2	*2	4	*5	6	6	
2	ZHAN Jian (SIN)	0	*1	3	*4	4	*6	8	*9	10	11	
	ACHANTA Sharath Kamal (IND)	*0	1	*1	2	*4	4	*4	5	*6	6	
3	ZHAN Jian (SIN)	*0	1	*3	4	*5	7	*7	9	*10	11	
	ACHANTA Sharath Kamal (IND)	0	*1	1	*2	3	*3	5	*5	6	6	
4	ZHAN Jian (SIN)	0	*1	2	*4	4	*4	5	*6	8	*10	11
	ACHANTA Sharath Kamal (IND)	*0	1	*2	2	*4	6	*7	8	*8	8	8

### NOTES

The "Greatest deficit overcome" only applies when the player ends up winning the game.

### LEGEND

MS Men's Singles

\*

Server



## Match Results

ZHAN Jian (SIN) 4-1 GAO Ning (SIN)

Game Summary		Match	Game 1	Game 2	Game 3	Game 4	Game 5	Game 6	Game 7
ZHAN Jian	SIN	4	11	11	11	6	11		
GAO Ning	SIN	1	9	2	7	11	7		
Duration:		39min	6 min	4 min	8 min	7 min	9 min		

Match No : MS160 Table : 1

Umpires : MUGWANYA Ronald (UGA) PETERS John (NGR)

Player Statistics	ZHAN Jian (SIN)							Match	GAO Ning (SIN)							Match
	Game								Game							
	1	2	3	4	5	6	7		1	2	3	4	5	6	7	
Points won	11	11	11	6	11			50	9	2	7	11	7			36
Biggest lead	2	9	4	1	6			9	2	1	2	5	1			5
Points won on own serve	6	5	6	5	7			29	5	1	3	8	4			21
Points lost on own serve	4	1	4	3	3			15	5	6	5	1	4			21
Most consecutive points won	2	9	4	2	5			9	3	1	2	4	2			4
Greatest deficit overcome	2	1	2	-	1			2	-	-	-	1	-			1
Handedness/Grip	Right/Shakehand								Right/Shakehand							

### Game Progress

1	ZHAN Jian (SIN)	*0	2	*2	3	*4	4	*5	7	*8	9	11
	GAO Ning (SIN)	0	*0	2	*3	4	*6	7	*7	8	*9	9
2	ZHAN Jian (SIN)	0	*1	2	*4	6	*8	10	11			
	GAO Ning (SIN)	*0	1	*2	2	*2	2	*2	2			
3	ZHAN Jian (SIN)	*0	1	*1	2	*4	5	*7	8	*9	11	
	GAO Ning (SIN)	0	*1	3	*4	4	*5	5	*6	7	7	
4	ZHAN Jian (SIN)	0	*1	2	*2	4	*4	5	*5	6	6	
	GAO Ning (SIN)	*0	1	*2	4	*4	6	*7	9	*10	11	
5	ZHAN Jian (SIN)	*0	1	*3	5	*6	8	*8	9	*10	11	
	GAO Ning (SIN)	0	*1	1	*1	2	*2	4	*5	6	7	

### NOTES

The "Greatest deficit overcome" only applies when the player ends up winning the game.

### LEGEND

MS Men's Singles

\* Server



## Match Results

**PITCHFORD Liam (ENG) 4-2 ACHANTA Sharath Kamal (IND)**

Game Summary		Match	Game 1	Game 2	Game 3	Game 4	Game 5	Game 6	Game 7
PITCHFORD Liam	ENG	4	11	11	4	11	6	12	
ACHANTA Sharath Kamal	IND	2	6	8	11	9	11	10	
Duration:		42min	6 min	6 min	5 min	7 min	5 min	9 min	

Match No : MS159 Table : 1

Umpires : SAVVA Andreas (CYP) HOPKINS Alan (AUS)

Player Statistics	PITCHFORD Liam (ENG)							Match	ACHANTA Sharath Kamal (IND)							Match
	Game								Game							
	1	2	3	4	5	6	7		1	2	3	4	5	6	7	
Points won	11	11	4	11	6	12		55	6	8	11	9	11	10		55
Biggest lead	6	7	-	3	-	3		7	-	-	7	1	7	1		7
Points won on own serve	5	5	2	6	2	7		27	2	4	5	5	4	6		26
Points lost on own serve	4	4	6	4	7	4		29	6	6	2	5	4	5		28
Most consecutive points won	3	7	1	3	3	3		7	2	5	5	4	3	4		5
Greatest deficit overcome	-	-	-	1	-	1		1	-	-	-	-	-	-		-
Handedness/Grip	Right/Shakehand								Right/Shakehand							

### Game Progress

1	PITCHFORD Liam (ENG)	*0	2	*3	4	*6	7	*9	9	*10	11			
	ACHANTA Sharath Kamal (IND)	0	*0	1	*2	2	*3	3	*5	6	6			
2	PITCHFORD Liam (ENG)	0	*2	4	*6	7	*8	9	*10	10	*10	11		
	ACHANTA Sharath Kamal (IND)	*0	0	*0	0	*1	2	*3	4	*6	8	8		
3	PITCHFORD Liam (ENG)	*0	1	*2	3	*3	3	*4	4	4	4			
	ACHANTA Sharath Kamal (IND)	0	*1	2	*3	5	*7	8	*10	11				
4	PITCHFORD Liam (ENG)	0	*1	2	*4	5	*6	7	*7	8	*9	11		
	ACHANTA Sharath Kamal (IND)	*0	1	*2	2	*3	4	*5	7	*8	9	9		
5	PITCHFORD Liam (ENG)	*0	0	*1	1	*2	3	*3	4	*6	6			
	ACHANTA Sharath Kamal (IND)	0	*2	3	*5	6	*7	9	*10	10	11			
6	PITCHFORD Liam (ENG)	0	*1	3	*4	5	*6	7	*8	9	*9	10	*11	12
	ACHANTA Sharath Kamal (IND)	*0	1	*1	2	*3	4	*5	6	*7	9	*10	10	10

### NOTES

The "Greatest deficit overcome" only applies when the player ends up winning the game.

### LEGEND

MS Men's Singles

\* Server



## Entry List by Event

As of WED 30 JUL 2014

CGA	Name	Date of Birth
AUS - Australia	DEDERKO Zhenhua	17 SEP 1977
	LAY Jian Fang	6 MAR 1973
	ZHANG Ziyu	10 DEC 1990
BAR - Barbados	FELIX Sherrice	2 NOV 1988
	HARVEY Krystle	24 OCT 1984
	RILEY Anthonette	20 APR 1998
BOT - Botswana	BUTALE Boitshwarelo	17 DEC 1983
	REBATENNE Magdeline Tshepiso	27 JAN 1987
CAN - Canada	GUO Betty	2 SEP 1997
	LUO Anqi	26 AUG 1996
	ZHANG Mo	17 JAN 1989
DMA - Dominica	DOVER Larrysa	7 SEP 1991
ENG - England	DRINKHALL Joanna	10 JUN 1987
	HO Tin-Tin	3 SEP 1998
	SIBLEY Kelly	21 MAY 1988
GGY - Guernsey	LOVERIDGE Alice	6 JUL 1994
	MORGAN Dawn	18 MAY 1964
GHA - Ghana	BAAH-DANSO Celia	24 JUN 1992
	BORQUAYE Bernice	26 SEP 1992
	KWABI Cynthia	30 JUL 1993
GUY - Guyana	CUMMINGS Natalie	13 APR 1989
	EDGHILL Chelsea	6 JUL 1997
	LOWE Trenace	10 MAR 1991
IND - India	BATRA Manika	15 JUN 1995
	KUMARESAN Shamini	20 FEB 1988
	PATKAR Madhurika Suhas	10 APR 1987
JAM - Jamaica	CLARE Shenique	22 JAN 1989
	FOSTER Yvonne	22 MAR 1993
	LEWIS Dadrian	21 DEC 2000
JEY - Jersey	le MAISTRE Kelsey	29 SEP 1995



<b>CGA</b>	<b>Name</b>	<b>Date of Birth</b>
KEN - Kenya	NJANI Della Mgenya	16 APR 1994
	SHAH Jinita Azad Kumar	29 JUN 1983
	THAKKAR Sejal Dipan	5 MAY 1975
LES - Lesotho	MOKEKI Nthabeleng	6 JUN 1994
MAS - Malaysia	LEE WEI Beh	12 APR 1983
	SOCK KHIM Ng	26 FEB 1984
	YING Ho	9 MAY 1995
MDV - Maldives	JUMANA NIMAL Fathimath	24 JAN 1987
	MOHAMED Mueena	22 MAY 1982
	SHAREEF Aminath	27 MAY 1994
MRI - Mauritius	CHOWREE Isabelle	8 MAR 1996
	GUKHOOL Widaad	2 JAN 1994
	WONG YUEN KWONG Deborah	22 JUN 1993
NGR - Nigeria	AKPAN Cecilia	13 JUN 1986
	EDEM Offiong	31 DEC 1986
	OGUNDELE Ganiat	14 MAY 1986
NIR - Northern Ireland	GIVAN Ashley	23 AUG 1995
	LUDLOW Emma	3 OCT 1996
	MOGEY Amanda	10 JAN 1986
NZL - New Zealand	LI Chunli	28 FEB 1962
	LI Karen	19 SEP 1977
	YANG Annie	23 JUL 1982
PAK - Pakistan	BABAR Farwa	13 JUN 1994
	SHEIKH Abeera	9 JAN 1995
PNG - Papua New Guinea	CHRIS Idau	5 MAY 1992
	LOI Maryanne	20 JUN 1990
	LOI Samantha	22 NOV 1991
SCO - Scotland	EDWARDS Gillian	23 MAY 1983
	FLAWS Lynda	6 APR 1993
	WHITAKER Corinna	6 JUL 1990



CGA	Name	Date of Birth
SEY - Seychelles	BENSTRONG Anniesa	1 FEB 1991
	SINON Laura	27 OCT 1995
SIN - Singapore	FENG Tianwei	31 AUG 1986
	LIN Ye	1 FEB 1996
	YU Mengyu	18 AUG 1989
SKN - Saint Kitts and Nevis	FREEMAN Angelisa	27 JUN 1995
SLE - Sierra Leone	GRANT Stella	11 SEP 1986
SRI - Sri Lanka	MADURANGI Ishara	27 MAY 1990
	PIUMILA Hansani	23 MAY 2000
	WARUSAWITHANA Erandi	6 JAN 1995
SVG - St Vincent and the Grenadines	VELOX Unica	11 AUG 1983
TAN - United Republic of Tanzania	MOHAMED Mwamvita A	5 MAR 1988
	MWAISYULA Neema Dennis	1 AUG 1991
	NGODOKI Agnes Wiron	15 FEB 1976
TTO - Trinidad and Tobago	CHUNG Rheann	27 MAR 1985
	EDWARDS Aleena	1 FEB 1980
	QUASHIE Ashley	4 SEP 1992
TUV - Tuvalu	RESTURE Kaimalie	12 JUL 1995
UGA - Uganda	LUKAAYA Amina	24 MAY 1988
	NATUNGA Ludia Magandlen	1 AUG 1995
VAN - Vanuatu	ABEL Rosanna	2 MAY 1998
	LULU Anolyn	3 JAN 1979
	MATARIKI Pareina	13 FEB 1992
WAL - Wales	CAREY Charlotte	11 JUN 1996
	OWEN Naomi	3 JUN 1988
	PHILLIPS Megan	15 MAR 1994

**NOTES**

All changes are available in INFO



## Draw

### GROUP 1

Rk	Name	CGA	HO TT	LUKAAYA A	SHAREEF A	Match Points
1	HO Tin-Tin	ENG		<b>4:0</b> (11:3, 11:8, 11:7, 11:5)	<b>4:0</b> (11:7, 11:9, 11:6, 11:7)	4
2	LUKAAYA Amina	UGA	<b>0:4</b> (3:11, 8:11, 7:11, 5:11)		<b>4:2</b> (11:2, 11:5, 12:14, 8:11, 11:8, 11:6)	3
3	SHAREEF Aminath	MDV	<b>0:4</b> (7:11, 9:11, 6:11, 7:11)	<b>2:4</b> (2:11, 5:11, 14:12, 11:8, 8:11, 6:11)		2

### GROUP 2

Rk	Name	CGA	CAREY C	CUMMINGS N	SHAH JAK	Match Points
1	CAREY Charlotte	WAL		<b>4:0</b> (11:7, 11:6, 11:7, 11:7)	<b>4:0</b> (11:3, 11:6, 11:6, 11:2)	4
2	CUMMINGS Natalie	GUY	<b>0:4</b> (7:11, 6:11, 7:11, 7:11)		<b>4:0</b> (11:7, 11:7, 11:5, 11:6)	3
3	SHAH Jinita Azad Kumar	KEN	<b>0:4</b> (3:11, 6:11, 6:11, 2:11)	<b>0:4</b> (7:11, 7:11, 5:11, 6:11)		2

### GROUP 3

Rk	Name	CGA	EDEM O	VELOX U	LOI M	Match Points
1	EDEM Offiong	NGR		<b>4:0</b> (11:2, 11:2, 11:2, 11:2)	<b>4:0</b> (11:4, 11:1, 11:3, 11:2)	4
2	VELOX Unica	SVG	<b>0:4</b> (2:11, 2:11, 2:11, 2:11)		<b>4:1</b> (11:6, 9:11, 11:8, 11:6, 11:3)	3
3	LOI Maryanne	PNG	<b>0:4</b> (4:11, 1:11, 3:11, 2:11)	<b>1:4</b> (6:11, 11:9, 8:11, 6:11, 3:11)		2

### GROUP 4

Rk	Name	CGA	CHUNG R	MWAISYULA ND	RESTURE K	Match Points
1	CHUNG Rheann	TTO		<b>4:0</b> (11:5, 11:4, 11:5, 11:2)	<b>4:0</b> (11:3, 11:6, 11:3, 11:3)	4
2	MWAISYULA Neema Dennis	TAN	<b>0:4</b> (5:11, 4:11, 5:11, 2:11)		<b>4:0</b> (11:8, 11:3, 11:3, 11:3)	3
3	RESTURE Kaimalie	TUV	<b>0:4</b> (3:11, 6:11, 3:11, 3:11)	<b>0:4</b> (8:11, 3:11, 3:11, 3:11)		2

### GROUP 5

Rk	Name	CGA	AKPAN C	SHEIKH A	BUTALE B	Match Points
1	AKPAN Cecilia	NGR		<b>4:0</b> (11:4, 11:4, 11:7, 11:8)	<b>4:0</b> (11:1, 11:5, 11:6, 11:4)	4
2	SHEIKH Abeera	PAK	<b>0:4</b> (4:11, 4:11, 7:11, 8:11)		<b>4:2</b> (11:7, 6:11, 9:11, 11:6, 11:3, 11:4)	3
3	BUTALE Boitshwarelo	BOT	<b>0:4</b> (1:11, 5:11, 6:11, 4:11)	<b>2:4</b> (7:11, 11:6, 11:9, 6:11, 3:11, 4:11)		2



Draw

GROUP 6

Rk	Name	CGA	YANG A	LUDLOW E	GRANT S	Match Points
1	YANG Annie	NZL		<b>4:2</b> (11:8, 9:11, 11:2, 9:11, 12:10, 11:8)	<b>4:0</b> (11:1, 11:1, 11:4, 11:2)	4
2	LUDLOW Emma	NIR	<b>2:4</b> (8:11, 11:9, 2:11, 11:9, 10:12, 8:11)		<b>4:0</b> (11:9, 11:2, 11:7, 11:5)	3
3	GRANT Stella	SLE	<b>0:4</b> (1:11, 1:11, 4:11, 2:11)	<b>0:4</b> (9:11, 2:11, 7:11, 5:11)		2

GROUP 7

Rk	Name	CGA	MOGEY A	BABAR F	CHRIS I	Match Points
1	MOGEY Amanda	NIR		<b>4:0</b> (11:2, 11:9, 11:2, 11:4)	<b>4:0</b> (11:3, 11:2, 11:1, 11:4)	4
2	BABAR Farwa	PAK	<b>0:4</b> (2:11, 9:11, 2:11, 4:11)		<b>4:0</b> (11:3, 11:5, 11:7, 11:4)	3
3	CHRIS Idau	PNG	<b>0:4</b> (3:11, 2:11, 1:11, 4:11)	<b>0:4</b> (3:11, 5:11, 7:11, 4:11)		2

GROUP 8

Rk	Name	CGA	OGUNDELE G	NGODOKI AW	QUASHIE A	Match Points
1	OGUNDELE Ganiat	NGR		<b>4:0</b> (12:10, 11:3, 13:11, 11:8)	<b>4:0</b> (11:1, 11:6, 11:6, 11:2)	4
2	NGODOKI Agnes Wiron	TAN	<b>0:4</b> (10:12, 3:11, 11:13, 8:11)		<b>4:1</b> (11:6, 7:11, 14:12, 11:6, 11:5)	3
3	QUASHIE Ashley	TTO	<b>0:4</b> (1:11, 6:11, 6:11, 2:11)	<b>1:4</b> (6:11, 11:7, 12:14, 6:11, 5:11)		2

GROUP 9

Rk	Name	CGA	MADURANGI I	NATUNGA LM	ABEL R	Match Points
1	MADURANGI Ishara	SRI		<b>4:0</b> (11:7, 11:9, 11:7, 11:6)	<b>4:0</b> (11:4, 11:4, 11:6, 11:4)	4
2	NATUNGA Ludia Magandlen	UGA	<b>0:4</b> (7:11, 9:11, 7:11, 6:11)		<b>4:2</b> (9:11, 11:9, 11:9, 4:11, 12:10, 11:8)	3
3	ABEL Rosanna	VAN	<b>0:4</b> (4:11, 4:11, 6:11, 4:11)	<b>2:4</b> (11:9, 9:11, 9:11, 11:4, 10:12, 8:11)		2

GROUP 10

Rk	Name	CGA	ZHANG Z	WONG YUEN KWONG D	LOI S	Match Points
1	ZHANG Ziyu	AUS		<b>4:0</b> (11:9, 11:2, 11:3, 11:5)	<b>4:0</b> (11:2, 11:2, 11:3, 11:3)	4
2	WONG YUEN KWONG Deborah	MRI	<b>0:4</b> (9:11, 2:11, 3:11, 5:11)		<b>4:0</b> (11:5, 11:2, 11:3, 11:4)	3
3	LOI Samantha	PNG	<b>0:4</b> (2:11, 2:11, 3:11, 3:11)	<b>0:4</b> (5:11, 2:11, 3:11, 4:11)		2





### Draw

#### GROUP 11

Rk	Name	CGA	HO YING	NJANI DM	SINON L	Match Points
1	YING Ho	MAS		<b>4:0</b> (11:5, 11:5, 11:1, 11:1)	<b>4:0</b> (11:3, 11:4, 11:7, 11:3)	4
2	NJANI Della Mgenya	KEN	<b>0:4</b> (5:11, 5:11, 1:11, 1:11)		<b>4:0</b> (11:9, 11:2, 11:8, 11:9)	3
3	SINON Laura	SEY	<b>0:4</b> (3:11, 4:11, 7:11, 3:11)	<b>0:4</b> (9:11, 2:11, 8:11, 9:11)		2

#### GROUP 12

Rk	Name	CGA	PHILLIPS M	BENSTRONG A	DOVER L	Match Points
1	PHILLIPS Megan	WAL		<b>4:1</b> (11:13, 11:2, 12:10, 11:7, 11:9)	<b>4:0</b> (11:4, 11:3, 11:3, 11:4)	4
2	BENSTRONG Anniesa	SEY	<b>1:4</b> (13:11, 2:11, 10:12, 7:11, 9:11)		<b>4:0</b> (11:1, 11:4, 11:4, 11:6)	3
3	DOVER Larrysa	DMA	<b>0:4</b> (4:11, 3:11, 3:11, 4:11)	<b>0:4</b> (1:11, 4:11, 4:11, 6:11)		2

#### GROUP 13

Rk	Name	CGA	LOWE T	PIUMILA H	JUMANA NIMAL F	Match Points
1	LOWE Trenace	GUY		<b>4:0</b> (12:10, 11:3, 11:8, 11:9)	<b>4:1</b> (11:9, 11:7, 12:14, 12:10, 11:2)	4
2	PIUMILA Hansani	SRI	<b>0:4</b> (10:12, 3:11, 8:11, 9:11)		<b>4:1</b> (11:7, 11:9, 9:11, 11:6, 11:9)	3
3	JUMANA NIMAL Fathimath	MDV	<b>1:4</b> (9:11, 7:11, 14:12, 10:12, 2:11)	<b>1:4</b> (7:11, 9:11, 11:9, 6:11, 9:11)		2

#### GROUP 14

Rk	Name	CGA	NG S K	WARUSAWITHANA E	MOHAMED MA	Match Points
1	SOCK KHIM Ng	MAS		<b>4:2</b> (9:11, 11:2, 11:2, 11:7, 8:11, 11:5)	<b>4:0</b> (11:6, 11:2, 11:5, 11:1)	4
2	WARUSAWITHANA Erandi	SRI	<b>2:4</b> (11:9, 2:11, 2:11, 7:11, 11:8, 5:11)		<b>4:1</b> (11:3, 11:3, 11:5, 9:11, 11:5)	3
3	MOHAMED Mwamvita A	TAN	<b>0:4</b> (6:11, 2:11, 5:11, 1:11)	<b>1:4</b> (3:11, 3:11, 5:11, 11:9, 5:11)		2

#### GROUP 15

Rk	Name	CGA	LOVERIDGE A	EDWARDS G	MATARIKI P	Match Points
1	LOVERIDGE Alice	GGY		<b>4:2</b> (11:7, 6:11, 6:11, 11:6, 11:6, 11:8)	<b>4:0</b> (11:5, 11:2, 11:4, 11:4)	4
2	EDWARDS Gillian	SCO	<b>2:4</b> (7:11, 11:6, 11:6, 6:11, 6:11, 8:11)		<b>4:0</b> (11:6, 11:7, 11:4, 11:5)	3
3	MATARIKI Pareina	VAN	<b>0:4</b> (5:11, 2:11, 4:11, 4:11)	<b>0:4</b> (6:11, 7:11, 4:11, 5:11)		2



### Draw

#### GROUP 16

Rk	Name	CGA	EDWARDS A	le MAISTRE K	HARVEY K	Match Points
1	EDWARDS Aleena	TTO		<b>4:1</b> (11:6, 7:11, 11:9, 11:5, 11:4)	<b>2:4</b> (11:6, 10:12, 6:11, 5:11, 11:8, 8:11)	3
2	le MAISTRE Kelsey	JEY	<b>1:4</b> (6:11, 11:7, 9:11, 5:11, 4:11)		<b>4:1</b> (11:9, 11:4, 11:9, 8:11, 11:9)	3
3	HARVEY Krystle	BAR	<b>4:2</b> (6:11, 12:10, 11:6, 11:5, 8:11, 11:8)	<b>1:4</b> (9:11, 4:11, 9:11, 11:8, 9:11)		3

#### GROUP 17

Rk	Name	CGA	GIVAN A	CHOWREE I	LEWIS D	Match Points
1	GIVAN Ashley	NIR		<b>4:0</b> (14:12, 11:4, 11:3, 11:9)	<b>4:1</b> (11:4, 11:4, 11:9, 10:12, 11:7)	4
2	CHOWREE Isabelle	MRI	<b>0:4</b> (12:14, 4:11, 3:11, 9:11)		<b>4:0</b> (11:8, 11:8, 11:4, 11:5)	3
3	LEWIS Dadrian	JAM	<b>1:4</b> (4:11, 4:11, 9:11, 12:10, 7:11)	<b>0:4</b> (8:11, 8:11, 4:11, 5:11)		2

#### GROUP 18

Rk	Name	CGA	FLAWS L	FOSTER Y	FREEMAN A	Match Points
1	FLAWS Lynda	SCO		<b>4:3</b> (11:6, 8:11, 11:2, 12:10, 9:11, 11:13, 11:9)	<b>4:0</b> (11:9, 11:5, 11:6, 11:2)	4
2	FOSTER Yvonne	JAM	<b>3:4</b> (6:11, 11:8, 2:11, 10:12, 11:9, 13:11, 9:11)		<b>4:0</b> (11:1, 11:4, 11:5, 11:5)	3
3	FREEMAN Angelisa	SKN	<b>0:4</b> (9:11, 5:11, 6:11, 2:11)	<b>0:4</b> (1:11, 4:11, 5:11, 5:11)		2

#### GROUP 19

Rk	Name	CGA	GUO B	BAAH-DANSO C	RILEY A	Match Points
1	GUO Betty	CAN		<b>4:0</b> (11:8, 11:5, 11:7, 11:7)	<b>4:0</b> (11:3, 11:7, 11:7, 11:2)	4
2	BAAH-DANSO Celia	GHA	<b>0:4</b> (8:11, 5:11, 7:11, 7:11)		<b>4:2</b> (11:7, 11:3, 11:8, 7:11, 6:11, 11:9)	3
3	RILEY Anthonette	BAR	<b>0:4</b> (3:11, 7:11, 7:11, 2:11)	<b>2:4</b> (7:11, 3:11, 8:11, 11:7, 11:6, 9:11)		2

#### GROUP 20

Rk	Name	CGA	MORGAN D	WHITAKER C	MOKEKI N	Match Points
1	MORGAN Dawn	GGY		<b>4:0</b> (11:9, 12:10, 11:7, 11:9)	<b>4:0</b> (11:6, 11:3, 11:2, 11:4)	4
2	WHITAKER Corinna	SCO	<b>0:4</b> (9:11, 10:12, 7:11, 9:11)		<b>4:0</b> (11:2, 11:2, 11:1, 11:1)	3
3	MOKEKI Nthabeleng	LES	<b>0:4</b> (6:11, 3:11, 2:11, 4:11)	<b>0:4</b> (2:11, 2:11, 1:11, 1:11)		2



### Draw

#### GROUP 21

Rk	Name	CGA	EDGHILL C	KWABI C	REBATENNE MT	Match Points
1	EDGHILL Chelsea	GUY		<b>4:0</b> (11:7, 11:8, 11:6, 11:8)	<b>4:0</b> (11:3, 11:3, 11:2, 11:5)	4
2	KWABI Cynthia	GHA	<b>0:4</b> (7:11, 8:11, 6:11, 8:11)		<b>4:1</b> (11:7, 11:9, 10:12, 11:2, 11:8)	3
3	REBATENNE Magdeline Tshepiso	BOT	<b>0:4</b> (3:11, 3:11, 2:11, 5:11)	<b>1:4</b> (7:11, 9:11, 12:10, 2:11, 8:11)		2

#### GROUP 22

Rk	Name	CGA	CLARE S	BORQUAYE B	FELIX S	Match Points
1	CLARE Shenique	JAM		<b>4:2</b> (12:10, 7:11, 4:11, 11:9, 11:5, 11:8)	<b>4:1</b> (11:7, 11:5, 9:11, 11:7, 11:7)	4
2	BORQUAYE Bernice	GHA	<b>2:4</b> (10:12, 11:7, 11:4, 9:11, 5:11, 8:11)		<b>4:1</b> (11:8, 11:9, 3:11, 11:7, 11:9)	3
3	FELIX Sherrice	BAR	<b>1:4</b> (7:11, 5:11, 11:9, 7:11, 7:11)	<b>1:4</b> (8:11, 9:11, 11:3, 7:11, 9:11)		2

#### GROUP 23

Rk	Name	CGA	GUKHOOL W	LULU A	MOHAMED M	THAKKAR SD	Match Points
1	GUKHOOL Widaad	MRI		<b>4:2</b> (11:6, 11:8, 11:13, 9:11, 11:7, 11:9)	<b>4:1</b> (11:3, 11:3, 11:3, 2:11, 11:9)	<b>4:0</b> (11:5, 11:7, 11:7, 11:2)	6
2	LULU Anolyn	VAN	<b>2:4</b> (6:11, 8:11, 13:11, 11:9, 7:11, 9:11)		<b>4:3</b> (8:11, 12:10, 11:6, 11:8, 12:14, 5:11)	<b>4:1</b> (11:5, 10:12, 11:6, 11:3, 11:4)	5
3	MOHAMED Mueena	MDV	<b>1:4</b> (3:11, 3:11, 3:11, 11:2, 9:11)	<b>3:4</b> (11:8, 10:12, 6:11, 8:11, 14:12, 11:5)		<b>4:1</b> (6:11, 11:9, 11:9, 11:6, 11:7)	4
4	THAKKAR Sejal Dipan	KEN	<b>0:4</b> (5:11, 7:11, 7:11, 2:11)	<b>1:4</b> (5:11, 12:10, 6:11, 3:11, 4:11)	<b>1:4</b> (11:6, 9:11, 9:11, 6:11, 7:11)		3



## Draw

QUALIFIED FROM GROUPS				
Group	Rk	Name	CGA	Match Points
1	1	HO Tin-Tin	ENG	4
2	1	CAREY Charlotte	WAL	4
3	1	EDEM Offiong	NGR	4
4	1	CHUNG Rheann	TTO	4
5	1	AKPAN Cecilia	NGR	4
6	1	YANG Annie	NZL	4
7	1	MOGEY Amanda	NIR	4
8	1	OGUNDELE Ganiat	NGR	4
9	1	MADURANGI Ishara	SRI	4
10	1	ZHANG Ziyu	AUS	4
11	1	YING Ho	MAS	4
12	1	PHILLIPS Megan	WAL	4
13	1	LOWE Trenace	GUY	4
14	1	SOCK KHIM Ng	MAS	4
15	1	LOVERIDGE Alice	GGY	4
16	1	EDWARDS Aleena	TTO	3
17	1	GIVAN Ashley	NIR	4
18	1	FLAWS Lynda	SCO	4
19	1	GUO Betty	CAN	4
20	1	MORGAN Dawn	GGY	4
21	1	EDGHILL Chelsea	GUY	4
22	1	CLARE Shenique	JAM	4
23	1	GUKHOOL Widaad	MRI	6

DIRECT ENTRIES		
Seed	Name	CGA
1	FENG Tianwei	SIN
2	YU Mengyu	SIN
3	LIN Ye	SIN
4	DRINKHALL Joanna	ENG
5	ZHANG Mo	CAN
6	LAY Jian Fang	AUS
7	LI Chunli	NZL
8	BATRA Manika	IND
9	DEDERKO Zhenhua	AUS
10	LEE WEI Beh	MAS
11	SIBLEY Kelly	ENG
12	LUO Anqi	CAN
13	OWEN Naomi	WAL
14	KUMARESAN Shamini	IND
15	LI Karen	NZL
16	PATKAR Madhurika Suhas	IND



Draw

First Round	Second Round	Third Round	Quarter-finals	Semi-finals	Finals
FENG Tianwei (1)	SIN	FENG T	SIN	FENG T	SIN
BYE					
FLAWS Lynda	SCO	AKPAN C	NGR	4-0 (11:9 11:9 11:5 11:4)	
AKPAN Cecilia	NGR	4-0 (11:3 11:7 11:5 11:7)			
CAREY Charlotte	WAL	CAREY C	WAL	FENG T	SIN
BYE				4-1 (11:9 7:11 11:7 11:9 11:8)	
BYE		DEDERKO Z	AUS		
DEDERKO Zhenhua (9)	AUS	DEDERKO Z	AUS	4-3 (11:1 9:11 11:8 8:11 11:8 7:11 11:7)	
LEE WEI Beh (10)	MAS	BEH L W	MAS		
BYE				FENG T	SIN
BYE		BEH L W	MAS	4-0 (11:2 11:5 11:3 11:6)	
EDWARDS Aleena	TTO	EDWARDS A	TTO	4-0 (11:4 11:4 11:6 11:4)	
MOGEY Amanda	NIR	MOGEY A	NIR	BEH L W	MAS
GUO Betty	CAN	LI C	NZL	4-3 (11:9 8:11 7:11 11:8 11:9 10:12 12:10)	
BYE		LI C	NZL	4-0 (11:2 11:3 11:4 12:10)	
LI Chunli (7)	NZL	LI C	NZL		
BATRA Manika (8)	IND	BATRA M	IND		1 AUG
BYE					
MORGAN Dawn	GGY	YANG A	NZL	4-0 (11:5 11:3 11:6 11:6)	
YANG Annie	NZL	4-0 (11:7 11:2 11:6 11:6)			
ZHANG Ziyu	AUS	ZHANG Z	AUS	BATRA M	IND
BYE				4-2 (11:13 11:7 8:11 11:2 11:7 11:9)	
BYE		LUO A	CAN		
LUO Anqi (12)	CAN	LUO A	CAN	4-3 (6:11 11:5 11:9 12:10 4:11 8:11 11:5)	
SIBLEY Kelly (11)	ENG	SIBLEY K	ENG		
BYE				LI N Y	SIN
BYE		NG S K	MAS	4-1 (11:4 11:2 5:11 11:7 11:7)	
SOCK KHIM Ng	MAS	NG S K	MAS	W/O	
PHILLIPS Megan	WAL	PHILLIPS M	WAL	LI N Y	SIN
EDGHILL Chelsea	GUY	4-3 (11:6 10:12 14:12 6:11 10:12 11:7 11:7)		4-1 (11:4 11:9 5:11 11:8 11:3)	
BYE		LI N Y	SIN		
LIN Ye (3)	SIN	LI N Y	SIN	4-1 (11:7 4:11 11:2 11:8 11:3)	
DRINKHALL Joanna (4)	ENG	DRINKHALL J	ENG		1 AUG
BYE					
CLARE Shenique	JAM	EDEM O	NGR	4-0 (11:6 11:8 11:3 11:8)	
EDEM Offiong	NGR	4-1 (10:12 11:9 11:5 11:8 11:7)			
CHUNG Rheann	TTO	CHUNG R	TTO	OWEN N	WAL
BYE				4-1 (12:10 8:11 11:7 11:7 11:6)	
BYE		OWEN N	WAL		
OWEN Naomi (13)	WAL	OWEN N	WAL	4-1 (11:5 11:9 9:11 11:9 11:8)	
PATKAR Madhurika Suhas (16)	IND	PATKAR MS	IND		
BYE				LAY JF	AUS
BYE		PATKAR MS	IND	4-1 (11:9 7:11 11:9 12:10 11:7)	
MADURANGI Ishara	SRI	MADURANGI I	SRI		
LOWE Trenace	GUY	GIVAN A	NIR	LAY JF	AUS
GIVAN Ashley	NIR	4-0 (11:7 11:8 11:7 11:3)		4-3 (11:8 11:7 10:12 7:11 9:11 11:8 11:7)	
BYE		LAY JF	AUS	4-0 (11:2 11:9 11:4 11:7)	
LAY Jian Fang (6)	AUS	LAY JF	AUS		
ZHANG Mo (5)	CAN	ZHANG M	CAN		1 AUG
BYE					
GUKHOOL Widaad	MRI	LOVERIDGE A	GGY	4-0 (11:8 11:3 11:5 11:6)	
LOVERIDGE Alice	GGY	4-2 (11:7 9:11 11:9 11:8 8:11 11:5)			
YING Ho	MAS	HO YING	MAS	ZHANG M	CAN
BYE				4-0 (11:5 12:10 11:2 11:7)	
BYE		LI K	NZL		
LI Karen (15)	NZL	LI K	NZL	4-0 (11:5 11:9 12:10 11:5)	
KUMARESAN Shamini (14)	IND	KUMARESAN S	IND		
BYE				YU M	SIN
BYE		KUMARESAN S	IND	4-1 (11:9 11:6 5:11 11:9 11:9)	
OGUNDELE Ganiat	NGR	OGUNDELE G	NGR	4-3 (11:3 6:11 11:4 9:11 11:9 8:11 11:7)	
HO Tin-Tin	ENG	HO TT	ENG	YU M	SIN
BYE				4-1 (9:11 11:5 16:14 11:4 11:9)	
BYE		YU M	SIN		
YU Mengyu (2)	SIN	YU M	SIN	4-1 (11:7 13:15 11:1 11:5 11:2)	1 AUG

GOLD

SILVER

BRONZE

LEGEND	
Rk	Rank (x) (Seeding number 1 to 16) W/O Walkover





### Match Results

**LUKAAYA Amina (UGA) 4-2 SHAREEF Aminath (MDV)**

Game Summary		Match	Game 1	Game 2	Game 3	Game 4	Game 5	Game 6	Game 7
LUKAAYA Amina	UGA	4	11	11	12	8	11	11	
SHAREEF Aminath	MDV	2	2	5	14	11	8	6	
Duration:		35min	3 min	4 min	7 min	6 min	5 min	5 min	

Match No : WS2 Table : 2

Umpires : SUTCLIFFE Russell (ENG) HOPKINS Alan (AUS)

Player Statistics	LUKAAYA Amina (UGA)								SHAREEF Aminath (MDV)							
	Game							Match	Game							Match
	1	2	3	4	5	6	7		1	2	3	4	5	6	7	
Points won	11	11	12	8	11	11		64	2	5	14	11	8	6		46
Biggest lead	9	6	1	1	3	5		9	-	-	5	3	3	1		5
Points won on own serve	6	5	7	6	6	7		37	2	2	8	7	4	4		27
Points lost on own serve	0	3	6	4	3	2		18	5	6	5	2	5	4		27
Most consecutive points won	6	6	3	2	3	4		6	1	2	4	3	3	2		4
Greatest deficit overcome	-	-	-	-	3	1		3	-	-	1	1	-	-		1
Handedness/Grip	/Shakehand								Right/Shakehand							

#### Game Progress

1	LUKAAYA Amina (UGA)	0	*1	3	*5	7	*8	10	11									
	SHAREEF Aminath (MDV)	*0	1	*1	1	*1	2	*2	2									
2	LUKAAYA Amina (UGA)	*0	1	*2	4	*5	5	*7	9	11								
	SHAREEF Aminath (MDV)	0	*1	2	*2	3	*5	5	*5	5								
3	LUKAAYA Amina (UGA)	0	*0	0	*2	3	*3	4	*5	7	*8	10	*10	11	*12	12	*12	12
	SHAREEF Aminath (MDV)	*0	2	*4	4	*5	7	*8	9	*9	10	*10	11	*11	11	*12	13	14
4	LUKAAYA Amina (UGA)	*0	1	*2	3	*4	5	*5	7	*7	8	8						
	SHAREEF Aminath (MDV)	0	*1	2	*3	4	*5	7	*7	9	*10	11						
5	LUKAAYA Amina (UGA)	0	*0	1	*3	4	*5	7	*8	9	*10	11						
	SHAREEF Aminath (MDV)	0	2	*3	3	*4	5	*5	6	*7	8	8						
6	LUKAAYA Amina (UGA)	*0	1	*2	4	*5	6	*7	9	*10	11							
	SHAREEF Aminath (MDV)	0	*1	2	*2	3	*4	5	*5	6	6							

#### NOTES

The "Greatest deficit overcome" only applies when the player ends up winning the game.

#### LEGEND

WS Women's Singles

\* Server



## Match Results

**HO Tin-Tin (ENG) 4-0 SHAREEF Aminath (MDV)**

Game Summary		Match	Game 1	Game 2	Game 3	Game 4	Game 5	Game 6	Game 7
HO Tin-Tin	ENG	4	11	11	11	11			
SHAREEF Aminath	MDV	0	7	9	6	7			
Duration:		21min	5 min	5 min	6 min	4 min			

Match No : WS17 Table : 10

Umpires : DUBEY Atul (IND) PETERS John (NGR)

Player Statistics	HO Tin-Tin (ENG)								SHAREEF Aminath (MDV)							
	Game							Match	Game							Match
	1	2	3	4	5	6	7		1	2	3	4	5	6	7	
Points won	11	11	11	11				44	7	9	6	7				29
Biggest lead	5	3	5	7				7	1	-	1	-				1
Points won on own serve	5	7	6	7				25	4	6	4	5				19
Points lost on own serve	3	3	2	2				10	6	4	5	3				18
Most consecutive points won	5	3	3	4				5	2	3	1	4				4
Greatest deficit overcome	1	-	1	-				1	-	-	-	-				-
Handedness/Grip	Right/Shakehand								Right/Shakehand							

### Game Progress

1	HO Tin-Tin (ENG)	0	*1	2	*4	6	*7	8	*9	10	11	
	SHAREEF Aminath (MDV)	*0	1	*2	2	*2	3	*4	5	*6	7	
2	HO Tin-Tin (ENG)	*0	2	*3	4	*5	6	*6	8	*8	9	11
	SHAREEF Aminath (MDV)	0	*0	1	*2	3	*4	6	*6	8	*9	9
3	HO Tin-Tin (ENG)	0	*1	2	*3	5	*6	8	*9	10	11	
	SHAREEF Aminath (MDV)	*0	1	*2	3	*3	4	*4	5	*6	6	
4	HO Tin-Tin (ENG)	0	2	*3	5	*6	8	*9	10	*10	11	
	SHAREEF Aminath (MDV)	0	*0	1	*1	2	*2	3	*4	6	7	

### NOTES

The "Greatest deficit overcome" only applies when the player ends up winning the game.

### LEGEND

WS Women's Singles

\* Server



## Match Results

**HO Tin-Tin (ENG) 4-0 LUKAAYA Amina (UGA)**

Game Summary		Match	Game 1	Game 2	Game 3	Game 4	Game 5	Game 6	Game 7
HO Tin-Tin	ENG	4	11	11	11	11			
LUKAAYA Amina	UGA	0	3	8	7	5			
Duration:		20min	3 min	5 min	4 min	4 min			

Match No : WS32 Table : 1

Umpires : ROBERTS Averil (AUS) CLAXTON Roy (SCO)

Player Statistics	HO Tin-Tin (ENG)								LUKAAYA Amina (UGA)							
	Game							Match	Game							Match
	1	2	3	4	5	6	7		1	2	3	4	5	6	7	
Points won	11	11	11	11				44	3	8	7	5				23
Biggest lead	8	5	4	6				8	-	1	-	-				1
Points won on own serve	5	6	7	6				24	2	4	6	3				15
Points lost on own serve	1	4	1	2				8	6	5	4	5				20
Most consecutive points won	4	4	3	4				4	1	4	2	1				4
Greatest deficit overcome	-	1	-	-				1	-	-	-	-				-
Handedness/Grip	Right/Shakehand								/Shakehand							

### Game Progress

1	HO Tin-Tin (ENG)	0	*2	3	*4	6	*7	9	11								
	LUKAAYA Amina (UGA)	*0	0	*1	2	*2	3	*3	3								
2	HO Tin-Tin (ENG)	*0	1	*2	3	*5	7	*8	9	*9	10	11					
	LUKAAYA Amina (UGA)	0	*1	2	*3	3	*3	4	*5	7	*8	8					
3	HO Tin-Tin (ENG)	0	*1	3	*4	6	*7	8	*8	10	11						
	LUKAAYA Amina (UGA)	*0	1	*1	2	*2	3	*4	6	*6	7						
4	HO Tin-Tin (ENG)	*0	2	*3	4	*5	7	*9	10	11							
	LUKAAYA Amina (UGA)	0	*0	1	*2	3	*3	3	*4	5							

### NOTES

The "Greatest deficit overcome" only applies when the player ends up winning the game.

### LEGEND

WS Women's Singles

\* Server





## Match Results

**CUMMINGS Natalie (GUY) 4-0 SHAH Jinita Azad Kumar (KEN)**

Game Summary		Match	Game 1	Game 2	Game 3	Game 4	Game 5	Game 6	Game 7
<b>CUMMINGS Natalie</b>	<b>GUY</b>	<b>4</b>	11	11	11	11			
SHAH Jinita Azad Kumar	KEN	<b>0</b>	7	7	5	6			
Duration:		<b>18min</b>	4 min	6 min	4 min	5 min			

Match No : WS3 Table : 10

Umpires : EDWARDS David (ENG) CHAN Gregory (CAN)

Player Statistics	CUMMINGS Natalie (GUY)								SHAH Jinita Azad Kumar (KEN)							
	Game							Match	Game							Match
	1	2	3	4	5	6	7		1	2	3	4	5	6	7	
Points won	11	11	11	11				<b>44</b>	7	7	5	6				<b>25</b>
Biggest lead	4	4	6	5				<b>6</b>	1	-	1	-				<b>1</b>
Points won on own serve	5	7	5	5				<b>22</b>	2	6	2	3				<b>13</b>
Points lost on own serve	5	1	3	3				<b>12</b>	6	4	6	6				<b>22</b>
Most consecutive points won	4	3	6	4				<b>6</b>	2	2	3	2				<b>3</b>
Greatest deficit overcome	1	-	1	-				<b>1</b>	-	-	-	-				<b>-</b>
Handedness/Grip	Left/Shakehand								Right/Shakehand							

### Game Progress

1	<b>CUMMINGS Natalie (GUY)</b>	*0	1	*2	3	*4	5	*7	7	*9	<b>11</b>
	SHAH Jinita Azad Kumar (KEN)	0	*1	2	*3	4	*5	5	*7	7	<b>7</b>
2	<b>CUMMINGS Natalie (GUY)</b>	0	*2	3	*4	6	*6	8	*8	10	<b>11</b>
	SHAH Jinita Azad Kumar (KEN)	*0	0	*1	2	*2	4	*4	6	*6	<b>7</b>
3	<b>CUMMINGS Natalie (GUY)</b>	*0	2	*3	3	*4	6	*8	9	<b>11</b>	
	SHAH Jinita Azad Kumar (KEN)	0	*0	1	*3	4	*4	4	*5	<b>5</b>	
4	<b>CUMMINGS Natalie (GUY)</b>	0	*2	4	*5	6	*7	8	*9	10	<b>11</b>
	SHAH Jinita Azad Kumar (KEN)	*0	0	*0	1	*2	3	*4	5	*6	<b>6</b>

### NOTES

The "Greatest deficit overcome" only applies when the player ends up winning the game.

### LEGEND

**WS** Women's Singles

\* Server



## Match Results

**CAREY Charlotte (WAL) 4-0 CUMMINGS Natalie (GUY)**

Game Summary		Match	Game 1	Game 2	Game 3	Game 4	Game 5	Game 6	Game 7
CAREY Charlotte	WAL	4	11	11	11	11			
CUMMINGS Natalie	GUY	0	7	6	7	7			
Duration:		20min	4 min	5 min	4 min	5 min			

Match No : WS18 Table : 1

Umpires : MACKEY John (ENG) CHIN Kenny (MAS)

Player Statistics	CAREY Charlotte (WAL)								CUMMINGS Natalie (GUY)								
	Game							Match	Game							Match	
	1	2	3	4	5	6	7		1	2	3	4	5	6	7		
Points won	11	11	11	11				44	7	6	7	7	5	6			27
Biggest lead	5	5	4	4				5	1	3	-	1					3
Points won on own serve	5	5	6	7				23	4	2	5	4					15
Points lost on own serve	3	4	2	3				12	6	6	5	4					21
Most consecutive points won	5	4	3	4				5	2	2	2	2					2
Greatest deficit overcome	1	3	-	1				3	-	-	-	-					-
Handedness/Grip	Left/Shakehand								Left/Shakehand								

### Game Progress

1	CAREY Charlotte (WAL)	0	*1	3	*5	6	*7	8	*9	10	11
	CUMMINGS Natalie (GUY)	*0	1	*1	1	*2	3	*4	5	*6	7
2	CAREY Charlotte (WAL)	*0	0	*1	2	*4	5	*7	9	*10	11
	CUMMINGS Natalie (GUY)	0	*2	3	*4	4	*5	5	*5	6	6
3	CAREY Charlotte (WAL)	0	*2	3	*3	5	*6	8	*9	10	11
	CUMMINGS Natalie (GUY)	*0	0	*1	3	*3	4	*4	5	*6	7
4	CAREY Charlotte (WAL)	*0	1	*2	4	*4	5	*6	7	*9	11
	CUMMINGS Natalie (GUY)	0	*1	2	*2	4	*5	6	*7	7	7

### NOTES

The "Greatest deficit overcome" only applies when the player ends up winning the game.

### LEGEND

WS Women's Singles

\* Server



TUE 29 JUL 2014  
9:30

## Match Results

**CAREY Charlotte (WAL) 4-0 SHAH Jinita Azad Kumar (KEN)**

Game Summary		Match	Game 1	Game 2	Game 3	Game 4	Game 5	Game 6	Game 7
CAREY Charlotte	WAL	4	11	11	11	11			
SHAH Jinita Azad Kumar	KEN	0	3	6	6	2			
Duration:		13min	3 min	4 min	4 min				

Match No : WS33 Table : 2

Umpires : DZIOBA Greg (CAN) ARINYE Cecilia (NGR)

Player Statistics	CAREY Charlotte (WAL)							Match	SHAH Jinita Azad Kumar (KEN)							Match	
	Game								Game								
	1	2	3	4	5	6	7		1	2	3	4	5	6	7		
Points won	11	11	11	11				44	3	6	6	2					17
Biggest lead	8	5	5	9				9	-	-	1	-					1
Points won on own serve	5	5	6	0				16	2	2	4	0					8
Points lost on own serve	1	4	2	0				7	6	6	5	1					18
Most consecutive points won	5	4	3	2				5	1	2	1	0					2
Greatest deficit overcome	-	-	1	-				1	-	-	-	-					-
Handedness/Grip	Left/Shakehand								Right/Shakehand								

### Game Progress

1	CAREY Charlotte (WAL)	0	*2	3	*4	6	*7	9	11		
	SHAH Jinita Azad Kumar (KEN)	*0	0	*1	2	*2	3	*3	3		
2	CAREY Charlotte (WAL)	*0	2	*3	3	*5	6	*7	8	*10	11
	SHAH Jinita Azad Kumar (KEN)	0	*0	1	*3	3	*4	5	*6	6	6
3	CAREY Charlotte (WAL)	0	*1	2	*3	5	*6	8	*9	10	11
	SHAH Jinita Azad Kumar (KEN)	*0	1	*2	3	*3	4	*4	5	*6	6
4	CAREY Charlotte (WAL)	10	11								
	SHAH Jinita Azad Kumar (KEN)	*2	2								

### NOTES

The "Greatest deficit overcome" only applies when the player ends up winning the game.

### LEGEND

WS Women's Singles

\*

Server



## Match Results

**VELOX Unica (SVG) 4-1 LOI Maryanne (PNG)**

Game Summary		Match	Game 1	Game 2	Game 3	Game 4	Game 5	Game 6	Game 7
VELOX Unica	SVG	4	11	9	11	11	11		
LOI Maryanne	PNG	1	6	11	8	6	3		
Duration:		24min	4 min	5 min	4 min	4 min	3 min		

Match No : WS4 Table : 9

Umpires : PURCELL Tom (ENG) NEELAKANTA IYER Ganeshan (IND)

Player Statistics	VELOX Unica (SVG)							Match	LOI Maryanne (PNG)							Match	
	Game								Game								
	1	2	3	4	5	6	7		1	2	3	4	5	6	7		
Points won	11	9	11	11	11			53	6	11	8	6	3				34
Biggest lead	6	2	3	5	8			8	-	2	2	1	2				2
Points won on own serve	7	4	7	5	7			30	4	5	5	2	2				18
Points lost on own serve	2	6	3	3	1			15	4	5	4	6	4				23
Most consecutive points won	5	3	3	3	10			10	2	3	3	3	3				3
Greatest deficit overcome	-	-	2	1	2			2	-	2	-	-	-				2
Handedness/Grip	Right/Shakehand								Right/Shakehand								

### Game Progress

1	VELOX Unica (SVG)	*0	2	*4	5	*6	7	*8	10	*10	11	
	LOI Maryanne (PNG)	0	*0	0	*1	2	*3	4	*4	6	6	
2	VELOX Unica (SVG)	0	*1	2	*4	5	*6	6	*7	8	*8	9
	LOI Maryanne (PNG)	*0	1	*2	2	*3	4	*6	7	*8	10	11
3	VELOX Unica (SVG)	*0	1	*1	3	*4	5	*6	8	*9	10	11
	LOI Maryanne (PNG)	0	*1	3	*3	4	*5	6	*6	7	*8	8
4	VELOX Unica (SVG)	0	*1	2	*4	5	*7	8	*8	10	11	
	LOI Maryanne (PNG)	0	1	*2	2	*3	3	*4	6	*6	6	
5	VELOX Unica (SVG)	*0	1	*1	3	*5	7	*9	11			
	LOI Maryanne (PNG)	0	*1	3	*3	3	*3	3	3			

### NOTES

The "Greatest deficit overcome" only applies when the player ends up winning the game.

### LEGEND

WS Women's Singles

\* Server



## Match Results

**EDEM Offiong (NGR) 4-0 VELOX Unica (SVG)**

Game Summary		Match	Game 1	Game 2	Game 3	Game 4	Game 5	Game 6	Game 7
<b>EDEM Offiong</b>	NGR	<b>4</b>	11	11	11	11			
VELOX Unica	SVG	<b>0</b>	2	2	2	2			
	Duration:	<b>14min</b>	3 min	3 min	3 min	3 min			

Match No : WS19 Table : 9

Umpires : SAVVA Andreas (CYP) HO Roger (SIN)

Player Statistics	EDEM Offiong (NGR)								VELOX Unica (SVG)							
	Game							Match	Game							Match
	1	2	3	4	5	6	7		1	2	3	4	5	6	7	
Points won	11	11	11	11				<b>44</b>	2	2	2	2				<b>8</b>
Biggest lead	9	9	9	9				<b>9</b>	-	-	-	-				-
Points won on own serve	4	7	5	6				<b>22</b>	0	2	1	2				<b>5</b>
Points lost on own serve	2	0	1	0				<b>3</b>	7	4	6	4				<b>21</b>
Most consecutive points won	6	6	6	9				<b>9</b>	1	1	1	2				<b>2</b>
Greatest deficit overcome	-	-	-	-				-	-	-	-	-				-
Handedness/Grip	/Shakehand								Right/Shakehand							

### Game Progress

1	<b>EDEM Offiong (NGR)</b>	0	*2	3	*5	6	*8	10	<b>11</b>
	VELOX Unica (SVG)	*0	0	*1	1	*2	2	*2	<b>2</b>
2	<b>EDEM Offiong (NGR)</b>	*0	2	*3	5	*6	8	*10	<b>11</b>
	VELOX Unica (SVG)	0	*0	1	*1	2	*2	2	<b>2</b>
3	<b>EDEM Offiong (NGR)</b>	0	*2	3	*5	7	*8	10	<b>11</b>
	VELOX Unica (SVG)	*0	0	*1	1	*1	2	*2	<b>2</b>
4	<b>EDEM Offiong (NGR)</b>	0	2	*2	4	*6	8	*10	<b>11</b>
	VELOX Unica (SVG)	0	*0	2	*2	2	*2	2	<b>2</b>

### NOTES

The "Greatest deficit overcome" only applies when the player ends up winning the game.

### LEGEND

**WS** Women's Singles

\* Server



## Match Results

**EDEM Offiong (NGR) 4-0 LOI Maryanne (PNG)**

Game Summary		Match	Game 1	Game 2	Game 3	Game 4	Game 5	Game 6	Game 7
EDEM Offiong	NGR	4	11	11	11	11			
LOI Maryanne	PNG	0	4	1	3	2			
Duration:		14min	3 min	4 min	4 min	4 min			

Match No : WS34 Table : 3

Umpires : SAVVA Andreas (CYP) HO Roger (SIN)

Player Statistics	EDEM Offiong (NGR)								LOI Maryanne (PNG)							
	Game							Match	Game							Match
	1	2	3	4	5	6	7		1	2	3	4	5	6	7	
Points won	11	11	11	11				44	4	1	3	2				10
Biggest lead	7	10	8	9				10	1	-	-	1				1
Points won on own serve	5	4	4	6				19	2	0	1	1				4
Points lost on own serve	2	1	2	0				5	6	6	6	5				23
Most consecutive points won	7	9	4	10				10	2	1	1	1				2
Greatest deficit overcome	1	-	-	1				1	-	-	-	-				-
Handedness/Grip	/Shakehand								Right/Shakehand							

### Game Progress

1	<b>EDEM Offiong (NGR)</b>	0	*1	2	*3	4	*6	8	*10	11
	LOI Maryanne (PNG)	*0	1	*2	3	*4	4	*4	4	4
2	<b>EDEM Offiong (NGR)</b>	0	2	*4	6	*8	9	11		
	LOI Maryanne (PNG)	0	*0	0	*0	0	*1	1		
3	<b>EDEM Offiong (NGR)</b>	0	*2	3	*5	6	*7	9	11	
	LOI Maryanne (PNG)	0	0	*1	1	*2	3	*3	3	
4	<b>EDEM Offiong (NGR)</b>	0	1	*3	5	*7	9	*10	11	
	LOI Maryanne (PNG)	0	*1	1	*1	1	*1	2	2	

### NOTES

The "Greatest deficit overcome" only applies when the player ends up winning the game.

### LEGEND

WS Women's Singles

\* Server



TUE 29 JUL 2014  
11:15

## Match Results

**MWAISYULA Neema Dennis (TAN) 4-0 RESTURE Kaimalie (TUV)**

Game Summary		Match	Game 1	Game 2	Game 3	Game 4	Game 5	Game 6	Game 7
MWAISYULA Neema Dennis	TAN	4	11	11	11	11			
RESTURE Kaimalie	TUV	0	8	3	3	3			
Duration:		15min	4 min	3 min	3 min	3 min			

Match No : WS5 Table : 8

Umpires : SCARR Val (NZL) TONGE Karen (ENG)

Player Statistics	MWAISYULA Neema Dennis (TAN)								RESTURE Kaimalie (TUV)								
	Game							Match	Game							Match	
	1	2	3	4	5	6	7		1	2	3	4	5	6	7		
Points won	11	11	11	11				44	8	3	3	3					17
Biggest lead	5	9	8	8				9	-	-	-	-					-
Points won on own serve	5	6	4	7				22	4	1	1	3					9
Points lost on own serve	4	2	2	0				8	6	5	7	3					21
Most consecutive points won	3	9	7	7				9	3	2	1	2					3
Greatest deficit overcome	-	-	-	-				-	-	-	-	-					-
Handedness/Grip	/Shakehand								/Shakehand								

### Game Progress

1	<b>MWAISYULA Neema Dennis (TAN)</b>	0	*2	3	*5	6	*6	7	*8	9	*10	11
	RESTURE Kaimalie (TUV)	*0	0	*1	1	*2	4	*5	6	*7	8	8
2	<b>MWAISYULA Neema Dennis (TAN)</b>	*0	2	*4	6	*8	9	*10	11			
	RESTURE Kaimalie (TUV)	0	*0	0	*0	0	*1	2	3			
3	<b>MWAISYULA Neema Dennis (TAN)</b>	0	*2	4	*6	7	*8	9	11			
	RESTURE Kaimalie (TUV)	*0	0	*0	0	*1	2	*3	3			
4	<b>MWAISYULA Neema Dennis (TAN)</b>	0	2	*4	6	*7	9	*9	11			
	RESTURE Kaimalie (TUV)	0	*0	0	*0	1	*1	3	3			

### NOTES

The "Greatest deficit overcome" only applies when the player ends up winning the game.

### LEGEND

WS Women's Singles

\* Server



## Match Results

**CHUNG Rheann (TTO) 4-0 MWAISYULA Neema Dennis (TAN)**

Game Summary		Match	Game 1	Game 2	Game 3	Game 4	Game 5	Game 6	Game 7
CHUNG Rheann	TTO	4	11	11	11	11			
MWAISYULA Neema Dennis	TAN	0	5	4	5	2			
Duration:		16min	4 min	3 min	4 min	3 min			

Match No : WS20 Table : 8

Umpires : DZIOBA Greg (CAN) ARINYE Cecilia (NGR)

Player Statistics	CHUNG Rheann (TTO)							Match	MWAISYULA Neema Dennis (TAN)							Match	
	Game								Game								
	1	2	3	4	5	6	7		1	2	3	4	5	6	7		
Points won	11	11	11	11				44	5	4	5	2					16
Biggest lead	6	7	6	9				9	1	3	-	-					3
Points won on own serve	5	6	5	4				20	2	2	2	0					6
Points lost on own serve	3	2	3	2				10	6	5	6	6					23
Most consecutive points won	4	8	5	7				8	2	3	2	2					3
Greatest deficit overcome	1	3	-	-				3	-	-	-	-					-
Handedness/Grip	Right/Shakehand								/Shakehand								

### Game Progress

1	CHUNG Rheann (TTO)	0	*1	2	*3	4	*6	7	*9	11
	MWAISYULA Neema Dennis (TAN)	*0	1	*2	3	*4	4	*5	5	5
2	CHUNG Rheann (TTO)	*0	0	*1	3	*5	7	*8	10	11
	MWAISYULA Neema Dennis (TAN)	0	*2	3	*3	3	*3	4	*4	4
3	CHUNG Rheann (TTO)	0	*2	3	*4	5	*6	8	*10	11
	MWAISYULA Neema Dennis (TAN)	*0	0	*1	2	*3	4	*4	4	5
4	CHUNG Rheann (TTO)	0	2	*4	4	*6	8	*10	11	
	MWAISYULA Neema Dennis (TAN)	0	*0	0	*2	2	*2	2	2	

### NOTES

The "Greatest deficit overcome" only applies when the player ends up winning the game.

### LEGEND

WS Women's Singles

\* Server





## Match Results

**CHUNG Rheann (TTO) 4-0 RESTURE Kaimalie (TUV)**

Game Summary		Match	Game 1	Game 2	Game 3	Game 4	Game 5	Game 6	Game 7
CHUNG Rheann	TTO	4	11	11	11	11			
RESTURE Kaimalie	TUV	0	3	6	3	3			
Duration:		13min	2 min	4 min	3 min	3 min			

Match No : WS35 Table : 4

Umpires : DUBEY Atul (IND) PETERS John (NGR)

Player Statistics	CHUNG Rheann (TTO)							Match	RESTURE Kaimalie (TUV)							Match	
	Game								Match	Game							
	1	2	3	4	5	6	7			1	2	3	4	5	6		7
Points won	11	11	11	11				44	3	6	3	3				15	
Biggest lead	8	5	9	9				9	1	-	-	-				1	
Points won on own serve	6	5	7	4				22	1	3	2	1				7	
Points lost on own serve	2	3	1	2				8	5	6	4	7				22	
Most consecutive points won	8	4	7	6				8	1	4	2	2				4	
Greatest deficit overcome	1	-	-	-				1	-	-	-	-				-	
Handedness/Grip	Right/Shakehand								/Shakehand								

### Game Progress

1	CHUNG Rheann (TTO)	*0	1	*2	3	*5	7	*9	11		
	RESTURE Kaimalie (TUV)	0	*1	2	*3	3	*3	3	3		
2	CHUNG Rheann (TTO)	0	*2	4	*4	4	*6	7	*8	10	11
	RESTURE Kaimalie (TUV)	*0	0	*0	2	*4	4	*5	6	*6	6
3	CHUNG Rheann (TTO)	*0	2	*4	6	*7	9	*10	11		
	RESTURE Kaimalie (TUV)	0	*0	0	*0	1	*1	2	3		
4	CHUNG Rheann (TTO)	0	*2	4	*6	7	*9	10	11		
	RESTURE Kaimalie (TUV)	*0	0	*0	0	*1	1	*2	3		

### NOTES

The "Greatest deficit overcome" only applies when the player ends up winning the game.

### LEGEND

WS Women's Singles

\* Server



## Match Results

**SHEIKH Abeera (PAK) 4-2 BUTALE Boitshwarelo (BOT)**

Game Summary		Match	Game 1	Game 2	Game 3	Game 4	Game 5	Game 6	Game 7
SHEIKH Abeera	PAK	4	11	6	9	11	11	11	
BUTALE Boitshwarelo	BOT	2	7	11	11	6	3	4	
Duration:		29min	4 min	4 min	4 min	4 min	3 min	3 min	

Match No : WS6 Table : 7

Umpires : WANG Luan Foon (MAS) MADHOSINGH Chandra (CAN)

Player Statistics	SHEIKH Abeera (PAK)								BUTALE Boitshwarelo (BOT)							
	Game							Match	Game							Match
	1	2	3	4	5	6	7		1	2	3	4	5	6	7	
Points won	11	6	9	11	11	11		59	7	11	11	6	3	4		42
Biggest lead	4	-	5	5	8	7		8	-	6	2	3	-	1		6
Points won on own serve	7	3	4	6	7	5		32	4	6	5	3	2	2		22
Points lost on own serve	3	5	6	2	1	2		19	4	3	5	5	4	6		27
Most consecutive points won	4	4	3	5	7	5		7	2	6	7	3	1	1		7
Greatest deficit overcome	-	-	-	3	-	1		3	-	-	5	-	-	-		5
Handedness/Grip	Right/Shakehand								/Shakehand							

### Game Progress

1	SHEIKH Abeera (PAK)	*0	1	*2	4	*6	7	*7	8	*9	11	
	BUTALE Boitshwarelo (BOT)	0	*1	2	*2	2	*3	5	*6	7	7	
2	SHEIKH Abeera (PAK)	0	*1	1	*1	1	*3	5	*5	6	6	
	BUTALE Boitshwarelo (BOT)	*0	1	*3	5	*7	7	*7	9	*10	11	
3	SHEIKH Abeera (PAK)	*0	1	*3	4	*6	7	*8	9	*9	9	9
	BUTALE Boitshwarelo (BOT)	0	*1	1	*2	2	*3	4	*5	7	*9	11
4	SHEIKH Abeera (PAK)	0	*0	1	*2	4	*5	6	*8	10	11	
	BUTALE Boitshwarelo (BOT)	0	2	*3	4	*4	5	*6	6	*6	6	
5	SHEIKH Abeera (PAK)	*0	1	*2	4	*6	8	*9	11			
	BUTALE Boitshwarelo (BOT)	0	*1	2	*2	2	*2	3	3			
6	SHEIKH Abeera (PAK)	0	*1	3	*5	6	*8	9	*10	11		
	BUTALE Boitshwarelo (BOT)	*0	1	*1	1	*2	2	*3	4	4		

### NOTES

The "Greatest deficit overcome" only applies when the player ends up winning the game.

### LEGEND

WS Women's Singles

\* Server



## Match Results

**AKPAN Cecilia (NGR) 4-0 BUTALE Boitshwarelo (BOT)**

Game Summary		Match	Game 1	Game 2	Game 3	Game 4	Game 5	Game 6	Game 7
AKPAN Cecilia	NGR	4	11	11	11	11			
BUTALE Boitshwarelo	BOT	0	1	5	6	4			
Duration:		14min	3 min	3 min	4 min	3 min			

Match No : WS21 Table : 7

Umpires : ROBERTS Averil (AUS) GOULDEN David (ENG)

Player Statistics	AKPAN Cecilia (NGR)							Match	BUTALE Boitshwarelo (BOT)							Match	
	Game								Game								
	1	2	3	4	5	6	7		1	2	3	4	5	6	7		
Points won	11	11	11	11				44	1	5	6	4	5	6			16
Biggest lead	10	6	5	7				10	-	1	2	-					2
Points won on own serve	6	6	4	5				21	1	3	2	2					8
Points lost on own serve	0	2	4	2				8	5	5	7	5					22
Most consecutive points won	6	4	4	6				6	1	2	2	1					2
Greatest deficit overcome	-	1	2	-				2	-	-	-	-					-
Handedness/Grip	Right/Shakehand								/Shakehand								

### Game Progress

1	AKPAN Cecilia (NGR)	0	*2	4	*5	7	*9	11									
	BUTALE Boitshwarelo (BOT)	*0	0	*0	1	*1	1	1									1
2	AKPAN Cecilia (NGR)	*0	1	*2	3	*4	6	*7	9	11							
	BUTALE Boitshwarelo (BOT)	0	*1	2	*3	4	*4	5	*5	5							5
3	AKPAN Cecilia (NGR)	0	*1	1	*3	4	*6	7	*8	10	11						
	BUTALE Boitshwarelo (BOT)	*0	1	*3	3	*4	4	*5	6	*6	6						6
4	AKPAN Cecilia (NGR)	0	2	*4	6	*7	8	*9	10	11							
	BUTALE Boitshwarelo (BOT)	0	*0	0	*0	1	*2	3	*4	4							4

### NOTES

The "Greatest deficit overcome" only applies when the player ends up winning the game.

### LEGEND

WS Women's Singles

\* Server



### Match Results

**AKPAN Cecilia (NGR) 4-0 SHEIKH Abeera (PAK)**

Game Summary		Match	Game 1	Game 2	Game 3	Game 4	Game 5	Game 6	Game 7
AKPAN Cecilia	NGR	4	11	11	11	11			
SHEIKH Abeera	PAK	0	4	4	7	8			
Duration:		15min	3 min	4 min	4 min	4 min			

Match No : WS36 Table : 5

Umpires : SRINIVASAN Sridhar (IND) BROWN David (ENG)

Player Statistics	AKPAN Cecilia (NGR)								SHEIKH Abeera (PAK)								
	Game							Match	Game							Match	
	1	2	3	4	5	6	7		1	2	3	4	5	6	7		
Points won	11	11	11	11				44	4	4	7	8					23
Biggest lead	7	7	4	3				7	2	2	1	1					2
Points won on own serve	5	6	5	7				23	2	2	4	5					13
Points lost on own serve	2	2	3	3				10	6	5	6	4					21
Most consecutive points won	7	9	4	3				9	2	4	2	2					4
Greatest deficit overcome	2	2	1	1				2	-	-	-	-					-
Handedness/Grip	Right/Shakehand								Right/Shakehand								

#### Game Progress

1	AKPAN Cecilia (NGR)	0	*0	1	*3	5	*7	8	*10	11		
	SHEIKH Abeera (PAK)	*0	2	*3	3	*3	3	*4	4	4		
2	AKPAN Cecilia (NGR)	*0	2	*2	2	*4	6	*8	10	11		
	SHEIKH Abeera (PAK)	0	*0	2	*4	4	*4	4	*4	4		
3	AKPAN Cecilia (NGR)	0	*1	2	*3	5	*5	7	*9	9	11	
	SHEIKH Abeera (PAK)	*0	1	*2	3	*3	5	*5	5	*7	7	
4	AKPAN Cecilia (NGR)	*0	1	*2	3	*4	5	*6	8	*8	10	11
	SHEIKH Abeera (PAK)	0	*1	2	*3	4	*5	6	*6	8	*8	8

#### NOTES

The "Greatest deficit overcome" only applies when the player ends up winning the game.

#### LEGEND

WS Women's Singles

\* Server



### Match Results

**LUDLOW Emma (NIR) 4-0 GRANT Stella (SLE)**

Game Summary		Match	Game 1	Game 2	Game 3	Game 4	Game 5	Game 6	Game 7
LUDLOW Emma	NIR	4	11	11	11	11			
GRANT Stella	SLE	0	9	2	7	5			
Duration:		15min	4 min	3 min	4 min	3 min			

Match No : WS7 Table : 5

Umpires : HO Fanny (AUS) CURTIS Neil (ENG)

Player Statistics	LUDLOW Emma (NIR)								GRANT Stella (SLE)							
	Game							Match	Game							Match
	1	2	3	4	5	6	7		1	2	3	4	5	6	7	
Points won	11	11	11	11				44	9	2	7	5				23
Biggest lead	4	9	5	6				9	1	-	-	1				1
Points won on own serve	6	4	6	5				21	5	0	3	1				9
Points lost on own serve	4	2	4	3				13	5	7	5	6				23
Most consecutive points won	4	6	4	7				7	3	1	3	2				3
Greatest deficit overcome	1	-	-	1				1	-	-	-	-				-
Handedness/Grip	Right/Shakehand								/Shakehand							

#### Game Progress

1	LUDLOW Emma (NIR)	*0	1	*2	4	*5	6	*6	8	*10	10	11
	GRANT Stella (SLE)	0	*1	2	*2	3	*4	6	*6	6	*8	9
2	LUDLOW Emma (NIR)	0	*2	4	*6	7	*9	10	11			
	GRANT Stella (SLE)	*0	0	*0	0	*1	1	*2	2			
3	LUDLOW Emma (NIR)	*0	2	*4	5	*6	6	*7	8	*9	11	
	GRANT Stella (SLE)	0	*0	0	*1	2	*4	5	*6	7	7	
4	LUDLOW Emma (NIR)	0	*1	2	*4	6	*8	8	*9	11		
	GRANT Stella (SLE)	0	1	*2	2	*2	2	*4	5	5		

#### NOTES

The "Greatest deficit overcome" only applies when the player ends up winning the game.

#### LEGEND

WS Women's Singles

\* Server



## Match Results

**YANG Annie (NZL) 4-2 LUDLOW Emma (NIR)**

Game Summary		Match	Game 1	Game 2	Game 3	Game 4	Game 5	Game 6	Game 7
<b>YANG Annie</b>	<b>NZL</b>	<b>4</b>	11	9	11	9	12	11	
<b>LUDLOW Emma</b>	<b>NIR</b>	<b>2</b>	8	11	2	11	10	8	
Duration:		<b>38min</b>	6 min	6 min	4 min	6 min	6 min	5 min	

Match No : WS22 Table : 2

Umpires : SUTCLIFFE Russell (ENG) HOPKINS Alan (AUS)

Player Statistics	YANG Annie (NZL)							Match	LUDLOW Emma (NIR)							Match
	Game								Game							
	1	2	3	4	5	6	7		1	2	3	4	5	6	7	
Points won	11	9	11	9	12	11		<b>63</b>	8	11	2	11	10	8		<b>50</b>
Biggest lead	4	4	9	2	6	3		<b>9</b>	-	2	1	2	-	2		<b>2</b>
Points won on own serve	5	4	6	6	6	6		<b>33</b>	3	5	1	7	5	5		<b>26</b>
Points lost on own serve	5	6	1	4	5	3		<b>24</b>	6	5	5	2	6	5		<b>29</b>
Most consecutive points won	3	4	6	2	5	5		<b>6</b>	3	6	1	3	6	4		<b>6</b>
Greatest deficit overcome	-	-	1	-	-	2		<b>2</b>	-	4	-	2	-	-		<b>4</b>
Handedness/Grip	Left/Penholder								Right/Shakehand							

### Game Progress

1	<b>YANG Annie (NZL)</b>	*0	2	*3	4	*6	7	*7	8	*10	10	<b>11</b>		
	LUDLOW Emma (NIR)	0	*0	1	*2	2	*3	5	*6	6	*8	<b>8</b>		
2	<b>YANG Annie (NZL)</b>	0	*1	2	*2	4	*6	7	*9	9	*9	<b>9</b>		
	<b>LUDLOW Emma (NIR)</b>	*0	1	*2	4	*4	4	*5	5	*7	9	<b>11</b>		
3	<b>YANG Annie (NZL)</b>	*0	1	*3	5	*6	8	*10	<b>11</b>					
	LUDLOW Emma (NIR)	0	*1	1	*1	2	*2	2	<b>2</b>					
4	<b>YANG Annie (NZL)</b>	0	*1	3	*3	5	*5	6	*7	8	*9	<b>9</b>		
	<b>LUDLOW Emma (NIR)</b>	0	1	*1	3	*3	5	*6	7	*8	9	<b>11</b>		
5	<b>YANG Annie (NZL)</b>	*0	2	*3	3	*5	6	*8	10	*10	10	*10	<b>12</b>	
	LUDLOW Emma (NIR)	0	*0	1	*3	3	*4	4	*4	6	*8	10	*10	<b>10</b>
6	<b>YANG Annie (NZL)</b>	0	*0	2	*4	5	*5	6	*7	8	*10	<b>11</b>		
	LUDLOW Emma (NIR)	*0	2	*2	2	*3	5	*6	7	*8	8	<b>8</b>		

### NOTES

The "Greatest deficit overcome" only applies when the player ends up winning the game.

### LEGEND

**WS** Women's Singles

\* Server



## Match Results

**YANG Annie (NZL) 4-0 GRANT Stella (SLE)**

Game Summary		Match	Game 1	Game 2	Game 3	Game 4	Game 5	Game 6	Game 7
<b>YANG Annie</b>	<b>NZL</b>	<b>4</b>	11	11	11	11			
<b>GRANT Stella</b>	<b>SLE</b>	<b>0</b>	1	1	4	2			
Duration:		<b>14min</b>	3 min	3 min	3 min	4 min			

Match No : WS37 Table : 7

Umpires : WANG Luan Foon (MAS) MADHOSINGH Chandra (CAN)

Player Statistics	YANG Annie (NZL)								GRANT Stella (SLE)							
	Game							Match	Game							Match
	1	2	3	4	5	6	7		1	2	3	4	5	6	7	
Points won	11	11	11	11				<b>44</b>	1	1	4	2				<b>8</b>
Biggest lead	10	10	7	9				<b>10</b>	-	-	1	-				<b>1</b>
Points won on own serve	5	6	6	6				<b>23</b>	0	1	3	1				<b>5</b>
Points lost on own serve	1	0	1	1				<b>3</b>	6	5	5	5				<b>21</b>
Most consecutive points won	8	10	5	7				<b>10</b>	1	1	1	1				<b>1</b>
Greatest deficit overcome	-	-	1	-				<b>1</b>	-	-	-	-				<b>-</b>
Handedness/Grip	Left/Penholder								/Shakehand							

### Game Progress

1	<b>YANG Annie (NZL)</b>	0	*2	3	*5	7	*9	<b>11</b>		
	GRANT Stella (SLE)	*0	0	*1	1	*1	1	<b>1</b>		
2	<b>YANG Annie (NZL)</b>	*0	2	*4	6	*8	10	<b>11</b>		
	GRANT Stella (SLE)	0	*0	0	*0	0	*0	<b>1</b>		
3	<b>YANG Annie (NZL)</b>	0	*1	3	*5	6	*7	9	*10	<b>11</b>
	GRANT Stella (SLE)	*0	1	*1	1	*2	3	*3	4	<b>4</b>
4	<b>YANG Annie (NZL)</b>	*0	2	*3	4	*6	8	*10	<b>11</b>	
	GRANT Stella (SLE)	0	*0	1	*2	2	*2	2	<b>2</b>	

### NOTES

The "Greatest deficit overcome" only applies when the player ends up winning the game.

### LEGEND

**WS** Women's Singles

\* Server



## Match Results

**BABAR Farwa (PAK) 4-0 CHRIS Idau (PNG)**

Game Summary		Match	Game 1	Game 2	Game 3	Game 4	Game 5	Game 6	Game 7
BABAR Farwa	PAK	4	11	11	11	11			
CHRIS Idau	PNG	0	3	5	7	4			
Duration:		13min	2 min	3 min	4 min	3 min			

Match No : WS8 Table : 4

Umpires : WILLIAMS Jackie (WAL) REID Lynda (ENG)

Player Statistics	BABAR Farwa (PAK)							Match	CHRIS Idau (PNG)							Match
	Game								Game							
	1	2	3	4	5	6	7		1	2	3	4	5	6	7	
Points won	11	11	11	11				44	3	5	7	4	5	6	7	19
Biggest lead	8	6	4	7				8	-	-	2	-				2
Points won on own serve	4	6	4	5				19	1	3	3	2				9
Points lost on own serve	2	2	4	2				10	7	5	7	5				24
Most consecutive points won	6	3	6	5				6	1	1	2	1				2
Greatest deficit overcome	-	-	2	-				2	-	-	-	-				-
Handedness/Grip	Right/Shakehand								Right/Shakehand							

### Game Progress

1	BABAR Farwa (PAK)	0	*2	4	*6	7	*8	9	11		
	CHRIS Idau (PNG)	*0	0	*0	0	*1	2	*3	3		
2	BABAR Farwa (PAK)	*0	2	*3	4	*5	7	*8	9	11	
	CHRIS Idau (PNG)	0	*0	1	*2	3	*3	4	*5	5	
3	BABAR Farwa (PAK)	0	*1	2	*3	4	*5	5	*7	9	11
	CHRIS Idau (PNG)	*0	1	*2	3	*4	5	*7	7	*7	7
4	BABAR Farwa (PAK)	0	1	*2	3	*5	7	*8	10	11	
	CHRIS Idau (PNG)	0	*1	2	*3	3	*3	4	*4	4	

### NOTES

The "Greatest deficit overcome" only applies when the player ends up winning the game.

### LEGEND

WS Women's Singles

\* Server





## Match Results

**MOGEY Amanda (NIR) 4-0 BABAR Farwa (PAK)**

Game Summary		Match	Game 1	Game 2	Game 3	Game 4	Game 5	Game 6	Game 7
MOGEY Amanda	NIR	4	11	11	11	11			
BABAR Farwa	PAK	0	2	9	2	4			
Duration:		18min	3 min	6 min	3 min	4 min			

Match No : WS23 Table : 5

Umpires : HO Fanny (AUS) CURTIS Neil (ENG)

Player Statistics	MOGEY Amanda (NIR)								BABAR Farwa (PAK)								
	Game							Match	Game							Match	
	1	2	3	4	5	6	7		1	2	3	4	5	6	7		
Points won	11	11	11	11				44	2	9	2	4	5	6			17
Biggest lead	9	3	9	7				9	-	2	-	1					2
Points won on own serve	7	5	6	5				23	2	4	1	2					9
Points lost on own serve	0	5	1	2				8	4	6	5	6					21
Most consecutive points won	7	4	7	5				7	1	5	1	1					5
Greatest deficit overcome	-	2	-	1				2	-	-	-	-					-
Handedness/Grip	Right/Shakehand								Right/Shakehand								

### Game Progress

1	MOGEY Amanda (NIR)	*0	2	*4	6	*7	9	*10	11								
	BABAR Farwa (PAK)	0	*0	0	*0	1	*1	2	2								
2	MOGEY Amanda (NIR)	0	*1	2	*4	5	*5	5	*7	9	*10	11					
	BABAR Farwa (PAK)	*0	1	*2	2	*3	5	*7	7	*7	8	9					
3	MOGEY Amanda (NIR)	*0	2	*3	4	*6	8	*10	11								
	BABAR Farwa (PAK)	0	*0	1	*2	2	*2	2	2								
4	MOGEY Amanda (NIR)	0	*1	2	*4	6	*7	8	*10	11							
	BABAR Farwa (PAK)	*0	1	*2	2	*2	3	*4	4	4							

### NOTES

The "Greatest deficit overcome" only applies when the player ends up winning the game.

### LEGEND

WS Women's Singles

\* Server



## Match Results

**MOGEY Amanda (NIR) 4-0 CHRIS Idau (PNG)**

Game Summary		Match	Game 1	Game 2	Game 3	Game 4	Game 5	Game 6	Game 7
MOGEY Amanda	NIR	4	11	11	11	11			
CHRIS Idau	PNG	0	3	2	1	4			
Duration:		12min	3 min	3 min	2 min	3 min			

Match No : WS38 Table : 8

Umpires : SCARR Val (NZL) TONGE Karen (ENG)

Player Statistics	MOGEY Amanda (NIR)								Match	CHRIS Idau (PNG)								Match
	Game							Match		Game							Match	
	1	2	3	4	5	6	7			1	2	3	4	5	6	7		
Points won	11	11	11	11					44	3	2	1	4					10
Biggest lead	8	9	10	7					10	-	-	-	-					-
Points won on own serve	5	6	6	7					24	2	1	1	3					7
Points lost on own serve	1	1	0	1					3	6	5	5	4					20
Most consecutive points won	5	7	9	6					9	1	1	1	3					3
Greatest deficit overcome	-	-	-	-					-	-	-	-	-					-
Handedness/Grip	Right/Shakehand									Right/Shakehand								

### Game Progress

1	MOGEY Amanda (NIR)	0	*1	2	*4	6	*7	9	11	
	CHRIS Idau (PNG)	*0	1	*2	2	*2	3	*3	3	
2	MOGEY Amanda (NIR)	*0	2	*3	4	*6	8	*10	11	
	CHRIS Idau (PNG)	0	*0	1	*2	2	*2	2	2	
3	MOGEY Amanda (NIR)	0	*2	4	*6	8	*9	11		
	CHRIS Idau (PNG)	*0	0	*0	0	*0	1	1		
4	MOGEY Amanda (NIR)	*0	2	*4	6	*6	7	*8	10	11
	CHRIS Idau (PNG)	0	*0	0	*0	2	*3	4	*4	4

### NOTES

The "Greatest deficit overcome" only applies when the player ends up winning the game.

### LEGEND

WS Women's Singles

\* Server



### Match Results

**NGODOKI Agnes Wiron (TAN) 4-1 QUASHIE Ashley (TTO)**

Game Summary		Match	Game 1	Game 2	Game 3	Game 4	Game 5	Game 6	Game 7
NGODOKI Agnes Wiron	TAN	4	11	7	14	11	11		
QUASHIE Ashley	TTO	1	6	11	12	6	5		
Duration:		23min	3 min	4 min	5 min	3 min	3 min		

Match No : WS9 Table : 1

Umpires : MACKEY John (ENG) CHIN Kenny (MAS)

Player Statistics	NGODOKI Agnes Wiron (TAN)							Match	QUASHIE Ashley (TTO)							Match
	Game								Game							
	1	2	3	4	5	6	7		1	2	3	4	5	6	7	
Points won	11	7	14	11	11			54	6	11	12	6	5			40
Biggest lead	-	1	3	6	7			7	5	4	2	-	-			5
Points won on own serve	2	5	10	8	6			31	5	6	9	5	3			28
Points lost on own serve	6	5	3	1	2			17	4	2	4	3	5			18
Most consecutive points won	2	3	5	5	5			5	3	5	2	3	2			5
Greatest deficit overcome	-	-	2	-	-			2	-	1	-	-	-			1
Handedness/Grip	/Shakehand								Right/Shakehand							

#### Game Progress

1	NGODOKI Agnes Wiron (TAN)	0	*1	1	*2	2	*3	4	*5	6	6							
	QUASHIE Ashley (TTO)	*0	1	*3	4	*6	7	*8	9	*10	11							
2	NGODOKI Agnes Wiron (TAN)	*0	1	*2	2	*2	4	*5	7	*7	7							
	QUASHIE Ashley (TTO)	0	*1	2	*4	6	*6	7	*7	9	11							
3	NGODOKI Agnes Wiron (TAN)	0	*0	2	*2	4	*6	7	*8	9	*9	10	*10	11	*11	12	*13	14
	QUASHIE Ashley (TTO)	*0	2	*2	4	*4	4	*5	6	*7	9	*10	11	*11	12	*12	12	12
4	NGODOKI Agnes Wiron (TAN)	*0	2	*4	5	*5	7	*8	10	*10	11							
	QUASHIE Ashley (TTO)	0	*0	0	*1	3	*3	4	*4	6	6							
5	NGODOKI Agnes Wiron (TAN)	0	*2	3	*5	7	*7	9	*10	11								
	QUASHIE Ashley (TTO)	*0	0	*1	1	*1	3	*3	4	5								

#### NOTES

The "Greatest deficit overcome" only applies when the player ends up winning the game.

#### LEGEND

WS Women's Singles

\* Server



### Match Results

**OGUNDELE Ganiat (NGR) 4-0 NGODOKI Agnes Wiron (TAN)**

Game Summary		Match	Game 1	Game 2	Game 3	Game 4	Game 5	Game 6	Game 7
OGUNDELE Ganiat	NGR	4	12	11	13	11			
NGODOKI Agnes Wiron	TAN	0	10	3	11	8			
Duration:		18min	4 min	3 min	5 min	4 min			

Match No : WS24 Table : 4

Umpires : WILLIAMS Jackie (WAL) REID Lynda (ENG)

Player Statistics	OGUNDELE Ganiat (NGR)								Match	NGODOKI Agnes Wiron (TAN)								Match
	Game							Match		Game							Match	
	1	2	3	4	5	6	7			1	2	3	4	5	6	7		
Points won	12	11	13	11					47	10	3	11	8					32
Biggest lead	2	8	2	6					8	3	1	2	-					3
Points won on own serve	6	4	8	4					22	5	1	7	3					16
Points lost on own serve	5	2	4	5					16	6	7	5	7					25
Most consecutive points won	5	6	3	6					6	3	1	2	4					4
Greatest deficit overcome	3	1	2	-					3	-	-	-	-					-
Handedness/Grip	/Shakehand									/Shakehand								

#### Game Progress

1	OGUNDELE Ganiat (NGR)	*0	1	*2	2	*3	4	*5	7	*7	8	*10	11	12		
	NGODOKI Agnes Wiron (TAN)	0	*1	2	*4	5	*6	7	*7	9	*10	10	*10	10		
2	OGUNDELE Ganiat (NGR)	0	*1	3	*5	6	*8	9	11							
	NGODOKI Agnes Wiron (TAN)	*0	1	*1	1	*2	2	*3	3							
3	OGUNDELE Ganiat (NGR)	*0	1	*2	3	*3	5	*5	7	*8	9	*10	10	*11	12	13
	NGODOKI Agnes Wiron (TAN)	0	*1	2	*3	5	*5	7	*7	8	*9	10	*11	11	*11	11
4	OGUNDELE Ganiat (NGR)	0	*2	4	*6	6	*6	7	*9	9	*10	11				
	NGODOKI Agnes Wiron (TAN)	*0	0	*0	0	*2	4	*5	5	*7	8	8				

#### NOTES

The "Greatest deficit overcome" only applies when the player ends up winning the game.

#### LEGEND

WS Women's Singles \* Server



### Match Results

**OGUNDELE Ganiat (NGR) 4-0 QUASHIE Ashley (TTO)**

Game Summary		Match	Game 1	Game 2	Game 3	Game 4	Game 5	Game 6	Game 7
OGUNDELE Ganiat	NGR	4	11	11	11	11			
QUASHIE Ashley	TTO	0	1	6	6	2			
Duration:		14min	3 min	3 min	3 min	3 min			

Match No : WS39 Table : 9

Umpires : PURCELL Tom (ENG) NEELAKANTA IYER Ganeshan (IND)

Player Statistics	OGUNDELE Ganiat (NGR)							Match	QUASHIE Ashley (TTO)							Match
	Game								Game							
	1	2	3	4	5	6	7		1	2	3	4	5	6	7	
Points won	11	11	11	11				44	1	6	6	2				15
Biggest lead	10	5	5	9				10	-	5	1	1				5
Points won on own serve	5	6	5	6				22	0	3	3	1				7
Points lost on own serve	1	3	3	1				8	6	5	6	5				22
Most consecutive points won	6	6	5	10				10	1	5	3	1				5
Greatest deficit overcome	-	5	1	1				5	-	-	-	-				-
Handedness/Grip	/Shakehand								Right/Shakehand							

#### Game Progress

1	OGUNDELE Ganiat (NGR)	0	*2	4	*6	7	*9	11									
	QUASHIE Ashley (TTO)	*0	0	*0	0	*1	1	1									
2	OGUNDELE Ganiat (NGR)	*0	0	*0	1	*3	5	*6	8	*10	11						
	QUASHIE Ashley (TTO)	0	*2	4	*5	5	*5	6	*6	6	6						
3	OGUNDELE Ganiat (NGR)	0	*1	3	*4	4	*6	8	*9	10	11						
	QUASHIE Ashley (TTO)	*0	1	*1	2	*4	4	*4	5	*6	6						
4	OGUNDELE Ganiat (NGR)	*0	1	*3	5	*7	9	*10	11								
	QUASHIE Ashley (TTO)	0	*1	1	*1	1	*1	2	2								

#### NOTES

The "Greatest deficit overcome" only applies when the player ends up winning the game.

#### LEGEND

WS Women's Singles

\* Server



## Match Results

**NATUNGA Ludia Magandlen (UGA) 4-2 ABEL Rosanna (VAN)**

Game Summary		Match	Game 1	Game 2	Game 3	Game 4	Game 5	Game 6	Game 7
NATUNGA Ludia Magandlen	UGA	4	9	11	11	4	12	11	
ABEL Rosanna	VAN	2	11	9	9	11	10	8	
Duration:		34min	5 min	6 min	6 min	5 min	6 min	6 min	

Match No : WS10 Table : 3

Umpires : MUGWANYA Ronald (UGA) FOOTE Ben (GGY)

Player Statistics	NATUNGA Ludia Magandlen (UGA)							Match	ABEL Rosanna (VAN)							Match
	Game								Game							
	1	2	3	4	5	6	7		1	2	3	4	5	6	7	
Points won	9	11	11	4	12	11		58	11	9	9	11	10	8		58
Biggest lead	-	5	3	-	2	3		5	4	-	1	7	2	1		7
Points won on own serve	4	6	5	1	4	6		26	5	5	5	4	4	4		27
Points lost on own serve	6	4	4	6	6	3		29	5	4	5	3	7	5		29
Most consecutive points won	3	3	2	2	3	2		3	2	4	4	6	3	1		6
Greatest deficit overcome	-	-	1	-	2	1		2	-	-	-	-	-	-		-
Handedness/Grip	/Shakehand								Right/Shakehand							

### Game Progress

1	NATUNGA Ludia Magandlen (UGA)	*0	0	*1	2	*2	4	*5	6	*8	8	9		
	ABEL Rosanna (VAN)	0	*2	3	*4	6	*6	7	*8	8	*10	11		
2	NATUNGA Ludia Magandlen (UGA)	0	*2	3	*4	5	*6	8	*9	10	*10	11		
	ABEL Rosanna (VAN)	0	0	*1	2	*3	4	*4	5	*6	8	9		
3	NATUNGA Ludia Magandlen (UGA)	0	2	*3	4	*5	6	*6	7	*8	9	11		
	ABEL Rosanna (VAN)	0	*0	1	*2	3	*4	6	*7	8	*9	9		
4	NATUNGA Ludia Magandlen (UGA)	0	*1	1	*2	2	*2	3	*4	4				
	ABEL Rosanna (VAN)	0	1	*3	4	*6	8	*9	10	11				
5	NATUNGA Ludia Magandlen (UGA)	0	1	*2	2	*4	5	*7	8	*8	9	*10	11	12
	ABEL Rosanna (VAN)	0	*1	2	*4	4	*5	5	*6	8	*9	10	*10	10
6	NATUNGA Ludia Magandlen (UGA)	0	*1	2	*3	5	*6	7	*8	9	*10	11		
	ABEL Rosanna (VAN)	0	1	*2	3	*3	4	*5	6	*7	8	8		

### NOTES

The "Greatest deficit overcome" only applies when the player ends up winning the game.

### LEGEND

WS Women's Singles

\*

Server



## Match Results

**MADURANGI Ishara (SRI) 4-0 NATUNGA Ludia Magandlen (UGA)**

Game Summary		Match	Game 1	Game 2	Game 3	Game 4	Game 5	Game 6	Game 7
MADURANGI Ishara	SRI	4	11	11	11	11			
NATUNGA Ludia Magandlen	UGA	0	7	9	7	6			
Duration:		25min	5 min	7 min	7 min	6 min			

Match No : WS25 Table : 3

Umpires : MUGWANYA Ronald (UGA) FOOTE Ben (GGY)

Player Statistics	MADURANGI Ishara (SRI)							Match	NATUNGA Ludia Magandlen (UGA)							Match
	Game								Game							
	1	2	3	4	5	6	7		1	2	3	4	5	6	7	
Points won	11	11	11	11				44	7	9	7	6				29
Biggest lead	4	3	7	5				7	1	2	2	-				2
Points won on own serve	4	4	6	7				21	3	3	4	5				15
Points lost on own serve	4	5	2	1				12	7	7	5	3				22
Most consecutive points won	3	5	8	3				8	2	2	4	3				4
Greatest deficit overcome	1	2	2	-				2	-	-	-	-				-
Handedness/Grip	Right/Shakehand								/Shakehand							

### Game Progress

1	<b>MADURANGI Ishara (SRI)</b>	0	*1	2	*4	5	*6	7	*8	9	11	
	NATUNGA Ludia Magandlen (UGA)	*0	1	*2	2	*3	4	*5	6	*7	7	
2	<b>MADURANGI Ishara (SRI)</b>	0	0	*1	2	*4	4	*5	7	*9	10	11
	NATUNGA Ludia Magandlen (UGA)	0	*2	3	*4	4	*6	7	*7	7	*8	9
3	<b>MADURANGI Ishara (SRI)</b>	0	*0	2	*3	5	*7	9	*10	10	11	
	NATUNGA Ludia Magandlen (UGA)	0	2	*2	3	*3	3	*3	4	*6	7	
4	<b>MADURANGI Ishara (SRI)</b>	0	2	*3	5	*5	6	*7	9	*10	11	
	NATUNGA Ludia Magandlen (UGA)	0	*0	1	*1	3	*4	5	*5	6	6	

### NOTES

The "Greatest deficit overcome" only applies when the player ends up winning the game.

### LEGEND

WS Women's Singles

\* Server



## Match Results

**MADURANGI Ishara (SRI) 4-0 ABEL Rosanna (VAN)**

Game Summary		Match	Game 1	Game 2	Game 3	Game 4	Game 5	Game 6	Game 7
MADURANGI Ishara	SRI	4	11	11	11	11			
ABEL Rosanna	VAN	0	4	4	6	4			
Duration:		13min	3 min	3 min	4 min	3 min			

Match No : WS40 Table : 10

Umpires : COCHRANE Dave (ENG) FRASER Margot (ENG)

Player Statistics	MADURANGI Ishara (SRI)							Match	ABEL Rosanna (VAN)							Match	
	Game								Game								
	1	2	3	4	5	6	7		1	2	3	4	5	6	7		
Points won	11	11	11	11				44	4	4	6	4	5	6			18
Biggest lead	8	7	8	7				8	-	-	-	-					-
Points won on own serve	5	5	7	6				23	1	2	4	3					10
Points lost on own serve	3	2	2	1				8	6	6	4	5					21
Most consecutive points won	8	4	8	5				8	2	2	3	3					3
Greatest deficit overcome	-	-	-	-				-	-	-	-	-					-
Handedness/Grip	Right/Shakehand								Right/Shakehand								

### Game Progress

1	MADURANGI Ishara (SRI)	*0	2	*4	6	*8	8	*9	10	11	
	ABEL Rosanna (VAN)	0	*0	0	*0	0	*2	3	*4	4	
2	MADURANGI Ishara (SRI)	0	*2	4	*5	6	*8	9	*10	11	
	ABEL Rosanna (VAN)	*0	0	*0	1	*2	2	*3	4	4	
3	MADURANGI Ishara (SRI)	*0	1	*3	5	*7	9	*9	10	*10	11
	ABEL Rosanna (VAN)	0	*1	1	*1	1	*1	3	*4	6	6
4	MADURANGI Ishara (SRI)	0	*2	4	*4	5	*6	8	*10	11	
	ABEL Rosanna (VAN)	*0	0	*0	2	*3	4	*4	4	4	

### NOTES

The "Greatest deficit overcome" only applies when the player ends up winning the game.

### LEGEND

WS Women's Singles

\* Server





## Match Results

**WONG YUEN KWONG Deborah (MRI) 4-0 LOI Samantha (PNG)**

Game Summary		Match	Game 1	Game 2	Game 3	Game 4	Game 5	Game 6	Game 7
WONG YUEN KWONG Deborah	MRI	4	11	11	11	11			
LOI Samantha	PNG	0	5	2	3	4			
Duration:		13min	3 min	4 min	4 min	4 min			

Match No : WS1 Table : 3

Umpires : FOOTE Ben (GGY) MERCER Alexander (ENG)

Player Statistics	WONG YUEN KWONG Deborah (MRI)							Match	LOI Samantha (PNG)							Match	
	Game								Game								
	1	2	3	4	5	6	7		1	2	3	4	5	6	7		
Points won	11	11	11	11				44	5	2	3	4					14
Biggest lead	6	9	8	7				9	1	-	1	-					1
Points won on own serve	5	6	6	6				23	2	2	1	3					8
Points lost on own serve	3	0	1	1				5	6	4	5	4					19
Most consecutive points won	6	7	6	5				7	3	1	1	2					3
Greatest deficit overcome	1	-	1	-				1	-	-	-	-					-
Handedness/Grip	Right/Shakehand								Right/Shakehand								

### Game Progress

1	WONG YUEN KWONG Deborah (MRI)	*0	1	*3	4	*4	5	*7	9	11
	LOI Samantha (PNG)	0	*1	1	*2	4	*5	5	*5	5
2	WONG YUEN KWONG Deborah (MRI)	0	*1	3	*5	7	*8	10	11	
	LOI Samantha (PNG)	0	1	*1	1	*1	2	*2	2	
3	WONG YUEN KWONG Deborah (MRI)	0	1	*3	4	*6	8	*9	11	
	LOI Samantha (PNG)	0	*1	1	*2	2	*2	3	3	
4	WONG YUEN KWONG Deborah (MRI)	0	*2	3	*5	7	*7	9	*10	11
	LOI Samantha (PNG)	0	0	*1	1	*1	3	*3	4	4

### NOTES

The "Greatest deficit overcome" only applies when the player ends up winning the game.

### LEGEND

WS Women's Singles

\* Server



### Match Results

**ZHANG Ziyu (AUS) 4-0 WONG YUEN KWONG Deborah (MRI)**

Game Summary		Match	Game 1	Game 2	Game 3	Game 4	Game 5	Game 6	Game 7
ZHANG Ziyu	AUS	4	11	11	11	11			
WONG YUEN KWONG Deborah	MRI	0	9	2	3	5			
Duration:		16min	4 min	3 min	3 min	4 min			

Match No : WS16 Table : 4

Umpires : REID Lynda (ENG) MUDIBO Andrew (KEN)

Player Statistics	ZHANG Ziyu (AUS)								WONG YUEN KWONG Deborah (MRI)							
	Game							Match	Game							Match
	1	2	3	4	5	6	7		1	2	3	4	5	6	7	
Points won	11	11	11	11				44	9	2	3	5				19
Biggest lead	3	9	8	6				9	-	-	-	2				2
Points won on own serve	5	6	6	4				21	4	1	3	1				9
Points lost on own serve	5	1	0	4				10	6	5	5	7				23
Most consecutive points won	3	4	4	6				6	2	1	1	2				2
Greatest deficit overcome	-	-	-	2				2	-	-	-	-				-
Handedness/Grip	Right/Shakehand								Right/Shakehand							

#### Game Progress

1	ZHANG Ziyu (AUS)	0	*1	2	*4	5	*6	7	*8	9	*10	11
	WONG YUEN KWONG Deborah (MRI)	*0	1	*2	2	*3	4	*5	6	*7	8	9
2	ZHANG Ziyu (AUS)	*0	2	*3	5	*7	8	*10	11			
	WONG YUEN KWONG Deborah (MRI)	0	*0	1	*1	1	*2	2	2			
3	ZHANG Ziyu (AUS)	0	*1	3	*4	6	*7	9	11			
	WONG YUEN KWONG Deborah (MRI)	*0	1	*1	2	*2	3	*3	3			
4	ZHANG Ziyu (AUS)	*0	0	*2	4	*6	6	*8	10	11		
	WONG YUEN KWONG Deborah (MRI)	0	*2	2	*2	2	*4	4	*4	5		

#### NOTES

The "Greatest deficit overcome" only applies when the player ends up winning the game.

#### LEGEND

WS Women's Singles

\* Server



## Match Results

**ZHANG Ziyu (AUS) 4-0 LOI Samantha (PNG)**

Game Summary		Match	Game 1	Game 2	Game 3	Game 4	Game 5	Game 6	Game 7
ZHANG Ziyu	AUS	4	11	11	11	11			
LOI Samantha	PNG	0	2	2	3	3			
Duration:		12min	3 min	3 min	3 min	3 min			

Match No : WS31 Table : 4

Umpires : PETERS John (NGR) JACKSON Brian (ENG)

Player Statistics	ZHANG Ziyu (AUS)								LOI Samantha (PNG)								
	Game							Match	Game							Match	
	1	2	3	4	5	6	7		1	2	3	4	5	6	7		
Points won	11	11	11	11				44	2	2	3	3					10
Biggest lead	9	9	8	8				9	-	-	-	-					-
Points won on own serve	5	5	4	5				19	1	0	1	1					3
Points lost on own serve	1	2	2	2				7	6	6	7	5					24
Most consecutive points won	5	8	5	5				8	1	2	2	1					2
Greatest deficit overcome	-	-	-	-				-	-	-	-	-					-
Handedness/Grip	Right/Shakehand								Right/Shakehand								

### Game Progress

1	ZHANG Ziyu (AUS)	0	*2	3	*5	7	*8	10	11
	LOI Samantha (PNG)	*0	0	*1	1	*1	2	*2	2
2	ZHANG Ziyu (AUS)	*0	2	*4	6	*8	8	*10	11
	LOI Samantha (PNG)	0	*0	0	*0	0	*2	2	2
3	ZHANG Ziyu (AUS)	0	*2	4	*5	6	*8	9	11
	LOI Samantha (PNG)	*0	0	*0	1	*2	2	*3	3
4	ZHANG Ziyu (AUS)	0	1	*3	5	*6	7	*9	11
	LOI Samantha (PNG)	0	*1	1	*1	2	*3	3	3

### NOTES

The "Greatest deficit overcome" only applies when the player ends up winning the game.

### LEGEND

WS Women's Singles

\* Server



## Match Results

**NJANI Della Mgenya (KEN) 4-0 SINON Laura (SEY)**

Game Summary		Match	Game 1	Game 2	Game 3	Game 4	Game 5	Game 6	Game 7
<b>NJANI Della Mgenya</b>	<b>KEN</b>	<b>4</b>	11	11	11	11			
SINON Laura	SEY	0	9	2	8	9			
Duration:		17min	4 min	2 min	3 min	4 min			

Match No : WS11 Table : 7

Umpires : MADHOSINGH Chandra (CAN) WILLIAMSON Bob (ENG)

Player Statistics	NJANI Della Mgenya (KEN)							Match	SINON Laura (SEY)							Match	
	Game								Game								
	1	2	3	4	5	6	7		1	2	3	4	5	6	7		
Points won	11	11	11	11				<b>44</b>	9	2	8	9	5	6			<b>28</b>
Biggest lead	4	9	3	2				<b>9</b>	1	-	2	3					<b>3</b>
Points won on own serve	6	5	5	6				<b>22</b>	5	1	3	5					<b>14</b>
Points lost on own serve	4	1	5	4				<b>14</b>	5	6	6	5					<b>22</b>
Most consecutive points won	4	6	5	3				<b>6</b>	4	1	2	3					<b>4</b>
Greatest deficit overcome	1	-	2	3				<b>3</b>	-	-	-	-					<b>-</b>
Handedness/Grip	/Shakehand								Right/Shakehand								

### Game Progress

1	<b>NJANI Della Mgenya (KEN)</b>	*0	1	*2	3	*5	7	*7	8	*8	9	<b>11</b>
	SINON Laura (SEY)	0	*1	2	*3	3	*3	5	*6	8	*9	<b>9</b>
2	<b>NJANI Della Mgenya (KEN)</b>	0	*1	3	*5	6	*8	10	<b>11</b>			
	SINON Laura (SEY)	*0	1	*1	1	*2	2	*2	<b>2</b>			
3	<b>NJANI Della Mgenya (KEN)</b>	*0	0	*2	4	*5	6	*7	8	*9	10	<b>11</b>
	SINON Laura (SEY)	0	*2	2	*2	3	*4	5	*6	7	*8	<b>8</b>
4	<b>NJANI Della Mgenya (KEN)</b>	0	*1	1	*3	3	*4	6	*7	9	*9	<b>11</b>
	SINON Laura (SEY)	*0	1	*3	3	*5	6	*6	7	*7	9	<b>9</b>

### NOTES

The "Greatest deficit overcome" only applies when the player ends up winning the game.

### LEGEND

**WS** Women's Singles

\* Server



### Match Results

**YING Ho (MAS) 4-0 NJANI Della Mgenya (KEN)**

Game Summary		Match	Game 1	Game 2	Game 3	Game 4	Game 5	Game 6	Game 7
<b>YING Ho</b>	<b>MAS</b>	<b>4</b>	11	11	11	11			
NJANI Della Mgenya	KEN	<b>0</b>	5	5	1	1			
	Duration:	<b>12min</b>	3 min	3 min	2 min	2 min			

Match No : WS26 Table : 7

Umpires : HIGGINS Peter (WAL) GOULDEN David (ENG)

Player Statistics	YING Ho (MAS)								NJANI Della Mgenya (KEN)							
	Game							Match	Game							Match
	1	2	3	4	5	6	7		1	2	3	4	5	6	7	
Points won	11	11	11	11				<b>44</b>	5	5	1	1				<b>12</b>
Biggest lead	6	6	10	10				<b>10</b>	-	-	-	-				-
Points won on own serve	6	5	6	4				<b>21</b>	3	2	1	0				<b>6</b>
Points lost on own serve	2	3	0	1				<b>6</b>	5	6	5	6				<b>22</b>
Most consecutive points won	4	3	7	9				<b>9</b>	1	2	1	1				<b>2</b>
Greatest deficit overcome	-	-	-	-				-	-	-	-	-				-
Handedness/Grip	Right/Shakehand								/Shakehand							

#### Game Progress

1	<b>YING Ho (MAS)</b>	0	*1	2	*4	6	*7	8	*9	<b>11</b>
	NJANI Della Mgenya (KEN)	*0	1	*2	2	*2	3	*4	5	<b>5</b>
2	<b>YING Ho (MAS)</b>	*0	2	*3	4	*6	7	*8	9	<b>11</b>
	NJANI Della Mgenya (KEN)	0	*0	1	*2	2	*3	4	*5	<b>5</b>
3	<b>YING Ho (MAS)</b>	0	*2	4	*5	7	*9	<b>11</b>		
	NJANI Della Mgenya (KEN)	*0	0	*0	1	*1	1	<b>1</b>		
4	<b>YING Ho (MAS)</b>	0	2	*4	6	*8	9	<b>11</b>		
	NJANI Della Mgenya (KEN)	0	*0	0	*0	0	*1	<b>1</b>		

#### NOTES

The "Greatest deficit overcome" only applies when the player ends up winning the game.

#### LEGEND

**WS** Women's Singles

\* Server



TUE 29 JUL 2014  
10:40

## Match Results

**YING Ho (MAS) 4-0 SINON Laura (SEY)**

Game Summary		Match	Game 1	Game 2	Game 3	Game 4	Game 5	Game 6	Game 7
YING Ho	MAS	4	11	11	11	11			
SINON Laura	SEY	0	3	4	7	3			
Duration:		13min	3 min	3 min	4 min	3 min			

Match No : WS41 Table : 7

Umpires : MADHOSINGH Chandra (CAN) WILLIAMSON Bob (ENG)

Player Statistics	YING Ho (MAS)								Match	SINON Laura (SEY)								Match
	Game							Match		Game							Match	
	1	2	3	4	5	6	7			1	2	3	4	5	6	7		
Points won	11	11	11	11					44	3	4	7	3					17
Biggest lead	8	7	4	8					8	-	-	3	1					3
Points won on own serve	4	6	5	5					20	1	2	4	0					7
Points lost on own serve	2	2	3	2					9	7	5	6	6					24
Most consecutive points won	7	3	3	5					7	2	1	3	1					3
Greatest deficit overcome	-	-	3	1					3	-	-	-	-					-
Handedness/Grip	Right/Shakehand									Right/Shakehand								

### Game Progress

1	YING Ho (MAS)	0	*2	4	*6	7	*8	9	11		
	SINON Laura (SEY)	*0	0	*0	0	*1	2	*3	3		
2	YING Ho (MAS)	*0	2	*3	4	*6	7	*8	10	11	
	SINON Laura (SEY)	0	*0	1	*2	2	*3	4	*4	4	
3	YING Ho (MAS)	0	*0	1	*2	4	*5	6	*8	9	11
	SINON Laura (SEY)	*0	2	*3	4	*4	5	*6	6	*7	7
4	YING Ho (MAS)	0	1	*3	4	*6	7	*9	11		
	SINON Laura (SEY)	0	*1	1	*2	2	*3	3	3		

### NOTES

The "Greatest deficit overcome" only applies when the player ends up winning the game.

### LEGEND

WS Women's Singles

\* Server



## Match Results

**BENSTRONG Anniesa (SEY) 4-0 DOVER Larrysa (DMA)**

Game Summary		Match	Game 1	Game 2	Game 3	Game 4	Game 5	Game 6	Game 7
<b>BENSTRONG Anniesa</b>	SEY	<b>4</b>	11	11	11	11			
DOVER Larrysa	DMA	<b>0</b>	1	4	4	6			
Duration:		<b>17min</b>	3 min	4 min	4 min	4 min			

Match No : WS12 Table : 8

Umpires : TONGE Karen (ENG) BROWN Charles (SCO)

Player Statistics	BENSTRONG Anniesa (SEY)							Match	DOVER Larrysa (DMA)							Match
	Game								Game							
	1	2	3	4	5	6	7		1	2	3	4	5	6	7	
Points won	11	11	11	11				<b>44</b>	1	4	4	6				<b>15</b>
Biggest lead	10	7	7	6				<b>10</b>	-	1	-	-				<b>1</b>
Points won on own serve	5	6	5	7				<b>23</b>	0	2	2	4				<b>8</b>
Points lost on own serve	1	2	2	2				<b>7</b>	6	5	6	4				<b>21</b>
Most consecutive points won	9	5	4	4				<b>9</b>	1	1	2	2				<b>2</b>
Greatest deficit overcome	-	1	-	-				<b>1</b>	-	-	-	-				<b>-</b>
Handedness/Grip	Left/Shakehand								Right/Shakehand							

### Game Progress

1	<b>BENSTRONG Anniesa (SEY)</b>	0	*2	3	*5	7	*9	<b>11</b>			
	DOVER Larrysa (DMA)	*0	0	*1	1	*1	1	<b>1</b>			
2	<b>BENSTRONG Anniesa (SEY)</b>	*0	1	*2	3	*5	7	*8	10	<b>11</b>	
	DOVER Larrysa (DMA)	0	*1	2	*3	3	*3	4	*4	<b>4</b>	
3	<b>BENSTRONG Anniesa (SEY)</b>	0	*2	4	*4	6	*8	8	*10	<b>11</b>	
	DOVER Larrysa (DMA)	*0	0	*0	2	*2	2	*4	4	<b>4</b>	
4	<b>BENSTRONG Anniesa (SEY)</b>	*0	2	*4	5	*5	7	*9	10	*10	<b>11</b>
	DOVER Larrysa (DMA)	0	*0	0	*1	3	*3	3	*4	6	<b>6</b>

### NOTES

The "Greatest deficit overcome" only applies when the player ends up winning the game.

### LEGEND

**WS** Women's Singles

\* Server



## Match Results

**PHILLIPS Megan (WAL) 4-0 DOVER Larrysa (DMA)**

Game Summary		Match	Game 1	Game 2	Game 3	Game 4	Game 5	Game 6	Game 7
PHILLIPS Megan	WAL	4	11	11	11	11			
DOVER Larrysa	DMA	0	4	3	3	4			
Duration:		16min	4 min	3 min	3 min	3 min			

Match No : WS27 Table : 3

Umpires : HO Roger (SIN) JUTLE Harry (ENG)

Player Statistics	PHILLIPS Megan (WAL)								DOVER Larrysa (DMA)							
	Game							Match	Game							Match
	1	2	3	4	5	6	7		1	2	3	4	5	6	7	
Points won	11	11	11	11				44	4	3	3	4				14
Biggest lead	7	8	8	7				8	-	-	-	1				1
Points won on own serve	7	4	7	5				23	3	1	2	2				8
Points lost on own serve	1	2	1	2				6	4	7	4	6				21
Most consecutive points won	4	6	6	5				6	2	1	1	1				2
Greatest deficit overcome	-	-	-	1				1	-	-	-	-				-
Handedness/Grip	Left/Shakehand								Right/Shakehand							

### Game Progress

1	PHILLIPS Megan (WAL)	*0	2	*2	4	*6	7	*8	10	11
	DOVER Larrysa (DMA)	0	*0	2	*2	2	*3	4	*4	4
2	PHILLIPS Megan (WAL)	0	*2	4	*6	7	*8	9	11	
	DOVER Larrysa (DMA)	*0	0	*0	0	*1	2	*3	3	
3	PHILLIPS Megan (WAL)	*0	2	*3	5	*7	8	*9	11	
	DOVER Larrysa (DMA)	0	*0	1	*1	1	*2	3	3	
4	PHILLIPS Megan (WAL)	0	*1	3	*5	6	*8	9	*10	11
	DOVER Larrysa (DMA)	*0	1	*1	1	*2	2	*3	4	4

### NOTES

The "Greatest deficit overcome" only applies when the player ends up winning the game.

### LEGEND

WS Women's Singles

\* Server





## Match Results

**PHILLIPS Megan (WAL) 4-1 BENSTRONG Anniesa (SEY)**

Game Summary		Match	Game 1	Game 2	Game 3	Game 4	Game 5	Game 6	Game 7
PHILLIPS Megan	WAL	4	11	11	12	11	11		
BENSTRONG Anniesa	SEY	1	13	2	10	7	9		
Duration:		30min	6 min	3 min	6 min	4 min	6 min		

Match No : WS42 Table : 2

Umpires : ARINYE Cecilia (NGR) GOUGH David (ENG)

Player Statistics	PHILLIPS Megan (WAL)								Match	BENSTRONG Anniesa (SEY)								Match
	Game							Match		Game							Match	
	1	2	3	4	5	6	7			1	2	3	4	5	6	7		
Points won	11	11	12	11	11				56	13	2	10	7	9				41
Biggest lead	1	9	2	5	4				9	3	-	5	-	2				5
Points won on own serve	6	5	6	3	7				27	7	1	5	2	6				21
Points lost on own serve	6	1	5	5	3				20	5	6	6	7	4				28
Most consecutive points won	3	6	7	3	6				7	3	2	4	2	3				4
Greatest deficit overcome	-	-	5	-	2				5	1	-	-	-	-				1
Handedness/Grip	Left/Shakehand									Left/Shakehand								

### Game Progress

1	PHILLIPS Megan (WAL)	*0	1	*1	3	*3	4	*5	6	*8	9	*10	10	*11	11	11
	BENSTRONG Anniesa (SEY)	0	*1	3	*3	5	*6	7	*8	8	*9	10	*11	11	*12	13
2	PHILLIPS Megan (WAL)	0	*2	4	*5	6	*8	10	11							
	BENSTRONG Anniesa (SEY)	*0	0	*0	1	*2	2	*2	2							
3	PHILLIPS Megan (WAL)	*0	1	*1	2	*2	3	*5	5	*6	8	*10	11	12		
	BENSTRONG Anniesa (SEY)	0	*1	3	*4	6	*7	7	*9	10	*10	10	*10	10		
4	PHILLIPS Megan (WAL)	0	*2	3	*4	5	*7	8	*9	9	11					
	BENSTRONG Anniesa (SEY)	0	0	*1	2	*3	3	*4	5	*7	7					
5	PHILLIPS Megan (WAL)	*0	0	*1	3	*5	7	*7	8	*8	10	11				
	BENSTRONG Anniesa (SEY)	0	*2	3	*3	3	*3	5	*6	8	*8	9				

### NOTES

The "Greatest deficit overcome" only applies when the player ends up winning the game.

### LEGEND

WS Women's Singles

\* Server



## Match Results

**PIUMILA Hansani (SRI) 4-1 JUMANA NIMAL Fathimath (MDV)**

Game Summary		Match	Game 1	Game 2	Game 3	Game 4	Game 5	Game 6	Game 7
PIUMILA Hansani	SRI	4	11	11	9	11	11		
JUMANA NIMAL Fathimath	MDV	1	7	9	11	6	9		
Duration:		26min	4 min	4 min	5 min	4 min	5 min		

Match No : WS13 Table : 1

Umpires : CHIN Kenny (MAS) HOUSTON Sinclair (SCO)

Player Statistics	PIUMILA Hansani (SRI)							Match	JUMANA NIMAL Fathimath (MDV)							Match
	Game								Game							
	1	2	3	4	5	6	7		1	2	3	4	5	6	7	
Points won	11	11	9	11	11			53	7	9	11	6	9			42
Biggest lead	4	2	-	5	2			5	2	4	4	1	3			4
Points won on own serve	7	7	5	5	5			29	4	6	6	2	4			22
Points lost on own serve	3	3	5	3	5			19	4	4	4	6	6			24
Most consecutive points won	4	4	2	4	5			5	3	3	4	2	3			4
Greatest deficit overcome	2	4	-	1	3			4	-	-	-	-	-			-
Handedness/Grip	Right/Shakehand								Right/Shakehand							

### Game Progress

1	PIUMILA Hansani (SRI)	*0	1	*2	3	*3	5	*6	7	*9	11	
	JUMANA NIMAL Fathimath (MDV)	0	*1	2	*3	5	*5	6	*7	7	7	
2	PIUMILA Hansani (SRI)	0	*0	1	*1	3	*5	6	*7	9	*10	11
	JUMANA NIMAL Fathimath (MDV)	*0	2	*3	5	*5	5	*6	7	*7	8	9
3	PIUMILA Hansani (SRI)	*0	0	*0	1	*3	4	*5	7	*8	9	9
	JUMANA NIMAL Fathimath (MDV)	0	*2	4	*5	5	*6	7	*7	8	*9	11
4	PIUMILA Hansani (SRI)	0	*1	2	*3	5	*6	7	*9	10	11	
	JUMANA NIMAL Fathimath (MDV)	0	1	*2	3	*3	4	*5	5	*6	6	
5	PIUMILA Hansani (SRI)	*0	0	*1	2	*4	6	*6	7	*9	10	11
	JUMANA NIMAL Fathimath (MDV)	0	*2	3	*4	4	*4	6	*7	7	*8	9

### NOTES

The "Greatest deficit overcome" only applies when the player ends up winning the game.

### LEGEND

WS Women's Singles

\* Server



## Match Results

**LOWE Trenace (GUY) 4-1 JUMANA NIMAL Fathimath (MDV)**

Game Summary		Match	Game 1	Game 2	Game 3	Game 4	Game 5	Game 6	Game 7
LOWE Trenace	GUY	4	11	11	12	12	11		
JUMANA NIMAL Fathimath	MDV	1	9	7	14	10	2		
Duration:		26min	4 min	4 min	6 min	5 min	4 min		

Match No : WS28 Table : 8

Umpires : ARINYE Cecilia (NGR) GOUGH David (ENG)

Player Statistics	LOWE Trenace (GUY)							Match	JUMANA NIMAL Fathimath (MDV)							Match
	Game								Game							
	1	2	3	4	5	6	7		1	2	3	4	5	6	7	
Points won	11	11	12	12	11			57	9	7	14	10	2			42
Biggest lead	6	4	3	2	9			9	-	3	3	2	-			3
Points won on own serve	6	5	5	7	7			30	5	4	6	6	2			23
Points lost on own serve	4	3	8	4	0			19	5	6	7	4	4			26
Most consecutive points won	5	7	3	3	5			7	5	3	6	3	1			6
Greatest deficit overcome	-	3	-	2	-			3	-	-	3	-	-			3
Handedness/Grip	Left/Shakehand								Right/Shakehand							

### Game Progress

1	LOWE Trenace (GUY)	*0	2	*4	5	*7	7	*7	8	*8	10	11						
	JUMANA NIMAL Fathimath (MDV)	0	*0	0	*1	1	*3	5	*6	8	*8	9						
2	LOWE Trenace (GUY)	0	*1	1	*2	4	*6	8	*9	10	11							
	JUMANA NIMAL Fathimath (MDV)	*0	1	*3	4	*4	4	*4	5	*6	7							
3	LOWE Trenace (GUY)	*0	1	*2	3	*4	6	*7	7	*7	8	*10	10	*11	11	*12	12	12
	JUMANA NIMAL Fathimath (MDV)	0	*1	2	*3	4	*4	5	*7	9	*10	10	*11	11	*12	12	*13	14
4	LOWE Trenace (GUY)	0	*1	1	*2	3	*4	6	*6	8	*9	10	*11	12				
	JUMANA NIMAL Fathimath (MDV)	0	1	*3	4	*5	6	*6	8	*8	9	*10	10	10				
5	LOWE Trenace (GUY)	*0	2	*3	5	*6	8	*10	11									
	JUMANA NIMAL Fathimath (MDV)	0	*0	1	*1	2	*2	2	2									

### NOTES

The "Greatest deficit overcome" only applies when the player ends up winning the game.

### LEGEND

WS Women's Singles

\* Server



## Match Results

**LOWE Trenace (GUY) 4-0 PIUMILA Hansani (SRI)**

Game Summary		Match	Game 1	Game 2	Game 3	Game 4	Game 5	Game 6	Game 7
<b>LOWE Trenace</b>	<b>GUY</b>	<b>4</b>	12	11	11	11			
<b>PIUMILA Hansani</b>	<b>SRI</b>	<b>0</b>	10	3	8	9			
Duration:		<b>20min</b>	5 min	3 min	5 min	5 min			

Match No : WS43 Table : 9

Umpires : NEELAKANTA IYER Ganeshan (IND) TAN Corelle (SIN)

Player Statistics	LOWE Trenace (GUY)								Match	PIUMILA Hansani (SRI)								Match
	Game							Match		Game							Match	
	1	2	3	4	5	6	7			1	2	3	4	5	6	7		
Points won	12	11	11	11					<b>45</b>	10	3	8	9					<b>30</b>
Biggest lead	2	8	3	2					<b>8</b>	3	-	1	2					<b>3</b>
Points won on own serve	7	7	4	6					<b>24</b>	5	2	3	6					<b>16</b>
Points lost on own serve	4	1	5	3					<b>13</b>	5	4	7	4					<b>20</b>
Most consecutive points won	5	5	3	4					<b>5</b>	5	1	3	4					<b>5</b>
Greatest deficit overcome	3	-	1	2					<b>3</b>	-	-	-	-					<b>-</b>
Handedness/Grip	Left/Shakehand									Right/Shakehand								

### Game Progress

1	<b>LOWE Trenace (GUY)</b>	0	*1	2	*3	5	*6	6	*6	7	*8	10	*11	<b>12</b>
	PIUMILA Hansani (SRI)	0	1	*2	3	*3	4	*6	8	*9	10	*10	10	<b>10</b>
2	<b>LOWE Trenace (GUY)</b>	*0	2	*3	4	*6	8	*9	<b>11</b>					
	PIUMILA Hansani (SRI)	0	*0	1	*2	2	*2	3	<b>3</b>					
3	<b>LOWE Trenace (GUY)</b>	0	*1	2	*4	4	*6	6	*7	9	*10	<b>11</b>		
	PIUMILA Hansani (SRI)	*0	1	*2	2	*4	4	*6	7	*7	8	<b>8</b>		
4	<b>LOWE Trenace (GUY)</b>	0	2	*2	2	*4	6	*6	7	*8	10	<b>11</b>		
	PIUMILA Hansani (SRI)	0	*0	2	*4	4	*4	6	*7	8	*8	<b>9</b>		

### NOTES

The "Greatest deficit overcome" only applies when the player ends up winning the game.

### LEGEND

**WS** Women's Singles

\* Server



## Match Results

**SOCK KHIM Ng (MAS) 4-0 MOHAMED Mwamvita A (TAN)**

Game Summary		Match	Game 1	Game 2	Game 3	Game 4	Game 5	Game 6	Game 7
<b>SOCK KHIM Ng</b>	<b>MAS</b>	<b>4</b>	11	11	11	11			
MOHAMED Mwamvita A	TAN	<b>0</b>	6	2	5	1			
Duration:		<b>14min</b>	3 min	4 min	4 min	3 min			

Match No : WS14 Table : 10

Umpires : CHAN Gregory (CAN) CLAXTON Roy (SCO)

Player Statistics	SOCK KHIM Ng (MAS)								Match	MOHAMED Mwamvita A (TAN)								Match
	Game							Match		Game							Match	
	1	2	3	4	5	6	7			1	2	3	4	5	6	7		
Points won	11	11	11	11					<b>44</b>	6	2	5	1					<b>14</b>
Biggest lead	5	9	7	10					<b>10</b>	3	-	-	-					<b>3</b>
Points won on own serve	7	5	6	6					<b>24</b>	4	1	3	1					<b>9</b>
Points lost on own serve	2	1	2	0					<b>5</b>	4	6	5	5					<b>20</b>
Most consecutive points won	5	6	4	9					<b>9</b>	5	1	2	1					<b>5</b>
Greatest deficit overcome	3	-	-	-					<b>3</b>	-	-	-	-					<b>-</b>
Handedness/Grip	Right/Shakehand									/Shakehand								

### Game Progress

1	<b>SOCK KHIM Ng (MAS)</b>	*0	2	*2	2	*3	5	*6	8	*10	<b>11</b>
	MOHAMED Mwamvita A (TAN)	0	*0	2	*4	5	*5	6	*6	6	<b>6</b>
2	<b>SOCK KHIM Ng (MAS)</b>	0	*2	4	*5	7	*9	10	<b>11</b>		
	MOHAMED Mwamvita A (TAN)	*0	0	*0	1	*1	1	*2	<b>2</b>		
3	<b>SOCK KHIM Ng (MAS)</b>	*0	2	*3	5	*7	8	*9	10	<b>11</b>	
	MOHAMED Mwamvita A (TAN)	0	*0	1	*1	1	*2	3	*4	<b>5</b>	
4	<b>SOCK KHIM Ng (MAS)</b>	0	*2	4	*6	8	*9	<b>11</b>			
	MOHAMED Mwamvita A (TAN)	*0	0	*0	0	*0	1	<b>1</b>			

### NOTES

The "Greatest deficit overcome" only applies when the player ends up winning the game.

### LEGEND

**WS** Women's Singles

\* Server



## Match Results

**SOCK KHIM Ng (MAS) 4-2 WARUSAWITHANA Erandi (SRI)**

Game Summary		Match	Game 1	Game 2	Game 3	Game 4	Game 5	Game 6	Game 7
<b>SOCK KHIM Ng</b>	<b>MAS</b>	<b>4</b>	9	11	11	11	8	11	
WARUSAWITHANA Erandi	SRI	2	11	2	2	7	11	5	
Duration:		<b>27min</b>	5 min	3 min	3 min	4 min	5 min	4 min	

Match No : WS29 Table : 2

Umpires : HOPKINS Alan (AUS) KNOWLES Kathleen (SCO)

Player Statistics	SOCK KHIM Ng (MAS)								Match	WARUSAWITHANA Erandi (SRI)								Match
	Game							Match		Game							Match	
	1	2	3	4	5	6	7			1	2	3	4	5	6	7		
Points won	9	11	11	11	8	11			<b>61</b>	11	2	2	7	11	5			<b>38</b>
Biggest lead	2	9	9	5	2	6			<b>9</b>	4	-	-	-	3	-			<b>4</b>
Points won on own serve	4	6	5	6	3	4			<b>28</b>	5	1	1	4	5	1			<b>17</b>
Points lost on own serve	6	1	1	3	6	4			<b>21</b>	5	5	6	4	5	7			<b>32</b>
Most consecutive points won	3	8	7	4	3	3			<b>8</b>	3	1	1	2	3	2			<b>3</b>
Greatest deficit overcome	-	-	-	-	-	-			-	2	-	-	-	2	-			<b>2</b>
Handedness/Grip	Right/Shakehand									Right/Shakehand								

### Game Progress

1	SOCK KHIM Ng (MAS)	0	*2	3	*3	4	*4	5	*6	6	*8	9
	WARUSAWITHANA Erandi (SRI)	*0	0	*1	3	*4	6	*7	8	*10	10	11
2	SOCK KHIM Ng (MAS)	*0	2	*4	6	*8	9	*10	11			
	WARUSAWITHANA Erandi (SRI)	0	*0	0	*0	0	*1	2	2			
3	SOCK KHIM Ng (MAS)	0	*2	3	*4	6	*8	10	11			
	WARUSAWITHANA Erandi (SRI)	*0	0	*1	2	*2	2	*2	2			
4	SOCK KHIM Ng (MAS)	0	2	*3	4	*5	6	*7	9	*10	11	
	WARUSAWITHANA Erandi (SRI)	0	*0	1	*2	3	*4	5	*5	6	7	
5	SOCK KHIM Ng (MAS)	0	*1	3	*3	4	*5	5	*7	7	*8	8
	WARUSAWITHANA Erandi (SRI)	*0	1	*1	3	*4	5	*7	7	*9	10	11
6	SOCK KHIM Ng (MAS)	*0	2	*3	4	*6	7	*9	9	11		
	WARUSAWITHANA Erandi (SRI)	0	*0	1	*2	2	*3	3	*5	5		

### NOTES

The "Greatest deficit overcome" only applies when the player ends up winning the game.

### LEGEND

WS Women's Singles

\* Server



## Match Results

**WARUSAWITHANA Erandi (SRI) 4-1 MOHAMED Mwamvita A (TAN)**

Game Summary		Match	Game 1	Game 2	Game 3	Game 4	Game 5	Game 6	Game 7
WARUSAWITHANA Erandi	SRI	4	11	11	11	9	11		
MOHAMED Mwamvita A	TAN	1	3	3	5	11	5		
Duration:		20min	3 min	3 min	3 min	4 min	3 min		

Match No : WS44 Table : 10

Umpires : FRASER Margot (ENG) CHAY Winnie (SIN)

Player Statistics	WARUSAWITHANA Erandi (SRI)								MOHAMED Mwamvita A (TAN)							
	Game							Match	Game							Match
	1	2	3	4	5	6	7		1	2	3	4	5	6	7	
Points won	11	11	11	9	11			53	3	3	5	11	5			27
Biggest lead	8	8	6	2	6			8	-	-	-	3	-			3
Points won on own serve	5	8	6	5	6			30	2	3	3	7	3			18
Points lost on own serve	1	0	2	4	2			9	6	3	5	3	4			21
Most consecutive points won	6	7	4	2	5			7	1	2	2	5	3			5
Greatest deficit overcome	-	-	-	-	-			-	-	-	-	2	-			2
Handedness/Grip	Right/Shakehand								/Shakehand							

### Game Progress

1	WARUSAWITHANA Erandi (SRI)	0	*1	3	*4	6	*8	9	11			
	MOHAMED Mwamvita A (TAN)	*0	1	*1	2	*2	2	*3	3			
2	WARUSAWITHANA Erandi (SRI)	*0	2	*2	4	*6	8	*9	11			
	MOHAMED Mwamvita A (TAN)	0	*0	2	*2	2	*2	3	3			
3	WARUSAWITHANA Erandi (SRI)	0	*2	4	*5	6	*7	8	*9	11		
	MOHAMED Mwamvita A (TAN)	*0	0	*0	1	*2	3	*4	5	5		
4	WARUSAWITHANA Erandi (SRI)	0	1	*2	4	*4	6	*7	7	*7	8	9
	MOHAMED Mwamvita A (TAN)	0	*1	2	*2	4	*4	5	*7	9	*10	11
5	WARUSAWITHANA Erandi (SRI)	0	*2	3	*3	5	*6	8	*10	*11	9	
	MOHAMED Mwamvita A (TAN)	0	0	*1	3	*3	4	*4	4	5	11	

### NOTES

The "Greatest deficit overcome" only applies when the player ends up winning the game.

### LEGEND

WS Women's Singles

\* Server



TUE 29 JUL 2014  
12:25

## Match Results

**LOVERIDGE Alice (GGY) 4-0 MATARIKI Pareina (VAN)**

Game Summary		Match	Game 1	Game 2	Game 3	Game 4	Game 5	Game 6	Game 7
LOVERIDGE Alice	GGY	4	11	11	11	11			
MATARIKI Pareina	VAN	0	5	2	4	4			
Duration:		14min	3 min	3 min	3 min	3 min			

Match No : WS15 Table : 9

Umpires : NEELAKANTA IYER Ganeshan (IND) TAN Corelle (SIN)

Player Statistics	LOVERIDGE Alice (GGY)								MATARIKI Pareina (VAN)								
	Game							Match	Game							Match	
	1	2	3	4	5	6	7		1	2	3	4	5	6	7		
Points won	11	11	11	11				44	5	2	4	4	5	6			15
Biggest lead	6	9	7	7				9	3	1	1	-					3
Points won on own serve	6	6	6	4				22	3	1	3	1					8
Points lost on own serve	2	1	1	3				7	5	5	5	6					21
Most consecutive points won	9	10	6	3				10	3	1	1	1					3
Greatest deficit overcome	3	1	1	-				3	-	-	-	-					-
Handedness/Grip	Right/Shakehand								Right/Shakehand								

### Game Progress

1	LOVERIDGE Alice (GGY)	0	*0	1	*3	5	*7	9	*10	11
	MATARIKI Pareina (VAN)	*0	2	*3	3	*3	3	*3	4	5
2	LOVERIDGE Alice (GGY)	*0	1	*2	4	*6	8	*10	11	
	MATARIKI Pareina (VAN)	0	*1	2	*2	2	*2	2	2	
3	LOVERIDGE Alice (GGY)	0	*1	2	*3	5	*7	9	*10	11
	MATARIKI Pareina (VAN)	*0	1	*2	3	*3	3	*3	4	4
4	LOVERIDGE Alice (GGY)	0	2	*3	4	*6	7	*9	10	11
	MATARIKI Pareina (VAN)	0	*0	1	*2	2	*3	3	*4	4

### NOTES

The "Greatest deficit overcome" only applies when the player ends up winning the game.

### LEGEND

WS Women's Singles

\* Server





## Match Results

**EDWARDS Gillian (SCO) 4-0 MATARIKI Pareina (VAN)**

Game Summary		Match	Game 1	Game 2	Game 3	Game 4	Game 5	Game 6	Game 7
EDWARDS Gillian	SCO	4	11	11	11	11			
MATARIKI Pareina	VAN	0	6	7	4	5			
Duration:		14min	3 min	4 min	4 min	4 min			

Match No : WS30 Table : 3

Umpires : FOOTE Ben (GGY) MERCER Alexander (ENG)

Player Statistics	EDWARDS Gillian (SCO)								MATARIKI Pareina (VAN)							
	Game							Match	Game							Match
	1	2	3	4	5	6	7		1	2	3	4	5	6	7	
Points won	11	11	11	11				44	6	7	4	5				22
Biggest lead	5	5	7	6				7	2	-	-	1				2
Points won on own serve	5	5	5	3				18	3	3	2	1				9
Points lost on own serve	3	4	2	4				13	6	5	5	7				23
Most consecutive points won	4	4	5	7				7	2	4	1	2				4
Greatest deficit overcome	2	-	-	1				2	-	-	-	-				-
Handedness/Grip	Right/Shakehand								Right/Shakehand							

### Game Progress

1	EDWARDS Gillian (SCO)	0	*0	2	*4	4	*6	7	*8	10	11
	MATARIKI Pareina (VAN)	*0	2	*2	2	*4	4	*5	6	*6	6
2	EDWARDS Gillian (SCO)	0	2	*4	5	*6	7	*7	8	*10	11
	MATARIKI Pareina (VAN)	0	*0	0	*1	2	*3	5	*6	6	7
3	EDWARDS Gillian (SCO)	0	*2	3	*4	5	*7	9	*10	11	
	MATARIKI Pareina (VAN)	0	0	*1	2	*3	3	*3	4	4	
4	EDWARDS Gillian (SCO)	0	1	*3	3	*4	5	*7	9	11	
	MATARIKI Pareina (VAN)	0	*1	1	*3	4	*5	5	*5	5	

### NOTES

The "Greatest deficit overcome" only applies when the player ends up winning the game.

### LEGEND

WS Women's Singles

\* Server



## Match Results

**LOVERIDGE Alice (GGY) 4-2 EDWARDS Gillian (SCO)**

Game Summary		Match	Game 1	Game 2	Game 3	Game 4	Game 5	Game 6	Game 7
<b>LOVERIDGE Alice</b>	<b>GGY</b>	<b>4</b>	11	6	6	11	11	11	
<b>EDWARDS Gillian</b>	<b>SCO</b>	<b>2</b>	7	11	11	6	6	8	
Duration:		<b>37min</b>	6 min	5 min	5 min	5 min	5 min	6 min	

Match No : WS45 Table : 1

Umpires : GOULDEN David (ENG) HIGGINS Peter (WAL)

Player Statistics	LOVERIDGE Alice (GGY)								EDWARDS Gillian (SCO)							
	Game							Match	Game							Match
	1	2	3	4	5	6	7		1	2	3	4	5	6	7	
Points won	11	6	6	11	11	11		<b>56</b>	7	11	11	6	6	8		<b>49</b>
Biggest lead	4	-	-	5	5	5		<b>5</b>	1	5	5	2	2	-		<b>5</b>
Points won on own serve	6	1	2	6	5	6		<b>26</b>	3	4	4	4	3	5		<b>23</b>
Points lost on own serve	4	7	7	2	3	3		<b>26</b>	5	5	4	4	5	5		<b>28</b>
Most consecutive points won	3	3	3	7	5	3		<b>7</b>	1	4	4	3	4	2		<b>4</b>
Greatest deficit overcome	1	-	-	2	2	-		<b>2</b>	-	-	-	-	-	-		<b>-</b>
Handedness/Grip	Right/Shakehand								Right/Shakehand							

### Game Progress

1	<b>LOVERIDGE Alice (GGY)</b>	*0	1	*2	3	*4	5	*7	8	*9	<b>11</b>	
	EDWARDS Gillian (SCO)	0	*1	2	*3	4	*5	5	*6	7	<b>7</b>	
2	<b>LOVERIDGE Alice (GGY)</b>	0	*1	1	*2	3	*5	5	*6	6	<b>6</b>	
	<b>EDWARDS Gillian (SCO)</b>	*0	1	*3	4	*5	5	*7	8	*10	<b>11</b>	
3	<b>LOVERIDGE Alice (GGY)</b>	*0	1	*1	1	*3	4	*5	5	*6	<b>6</b>	
	<b>EDWARDS Gillian (SCO)</b>	0	*1	3	*5	5	*6	7	*9	10	<b>11</b>	
4	<b>LOVERIDGE Alice (GGY)</b>	0	*2	3	*3	4	*4	6	*8	10	<b>11</b>	
	EDWARDS Gillian (SCO)	0	0	*1	3	*4	6	*6	6	*6	<b>6</b>	
5	<b>LOVERIDGE Alice (GGY)</b>	0	1	*3	3	*3	5	*6	8	*10	<b>11</b>	
	EDWARDS Gillian (SCO)	0	*1	1	*3	5	*5	6	*6	6	<b>6</b>	
6	<b>LOVERIDGE Alice (GGY)</b>	0	*1	3	*4	6	*7	8	*9	9	*10	<b>11</b>
	EDWARDS Gillian (SCO)	*0	1	*1	2	*2	3	*4	5	*7	8	<b>8</b>

### NOTES

The "Greatest deficit overcome" only applies when the player ends up winning the game.

### LEGEND

**WS** Women's Singles

\* Server



## Match Results

le MAISTRE Kelsey (JEY) 4-1 HARVEY Krystle (BAR)

Game Summary		Match	Game 1	Game 2	Game 3	Game 4	Game 5	Game 6	Game 7
le MAISTRE Kelsey	JEY	4	11	11	11	8	11		
HARVEY Krystle	BAR	1	9	4	9	11	9		
Duration:		28min	4 min	4 min	5 min	5 min	6 min		

Match No : WS46 Table : 2

Umpires : SCARR Val (NZL) TONGE Karen (ENG)

Player Statistics	le MAISTRE Kelsey (JEY)								HARVEY Krystle (BAR)							
	Game							Match	Game							Match
	1	2	3	4	5	6	7		1	2	3	4	5	6	7	
Points won	11	11	11	8	11			52	9	4	9	11	9			42
Biggest lead	2	7	2	2	4			7	4	-	2	3	1			4
Points won on own serve	6	5	5	4	6			26	5	1	4	6	5			21
Points lost on own serve	4	3	5	5	4			21	5	6	6	3	5			25
Most consecutive points won	3	3	2	2	4			4	5	1	2	4	5			5
Greatest deficit overcome	4	-	2	-	1			4	-	-	-	2	-			2
Handedness/Grip	Right/Shakehand								Right/Shakehand							

### Game Progress

1	le MAISTRE Kelsey (JEY)	0	*1	1	*1	2	*4	5	*6	8	*9	11
	HARVEY Krystle (BAR)	*0	1	*3	5	*6	6	*7	8	*8	9	9
2	le MAISTRE Kelsey (JEY)	*0	1	*3	4	*6	7	*8	10	11		
	HARVEY Krystle (BAR)	0	*1	1	*2	2	*3	4	*4	4		
3	le MAISTRE Kelsey (JEY)	0	*0	1	*3	3	*5	6	*7	8	*9	11
	HARVEY Krystle (BAR)	*0	2	*3	3	*5	5	*6	7	*8	9	9
4	le MAISTRE Kelsey (JEY)	0	2	*2	2	*3	4	*5	6	*7	8	8
	HARVEY Krystle (BAR)	0	*0	2	*4	5	*6	7	*8	9	*10	11
5	le MAISTRE Kelsey (JEY)	0	*1	3	*4	5	*7	8	*8	8	*9	11
	HARVEY Krystle (BAR)	*0	1	*1	2	*3	3	*4	6	*8	9	9

### NOTES

The "Greatest deficit overcome" only applies when the player ends up winning the game.

### LEGEND

WS Women's Singles

\* Server



## Match Results

**HARVEY Krystle (BAR) 4-2 EDWARDS Aleena (TTO)**

Game Summary		Match	Game 1	Game 2	Game 3	Game 4	Game 5	Game 6	Game 7
HARVEY Krystle	BAR	4	6	12	11	11	8	11	
EDWARDS Aleena	TTO	2	11	10	6	5	11	8	
Duration:		31min	4 min	5 min	4 min	4 min	5 min	5 min	

Match No : WS56 Table : 8

Umpires : SUTCLIFFE Russell (ENG) HOPKINS Alan (AUS)

Player Statistics	HARVEY Krystle (BAR)							Match	EDWARDS Aleena (TTO)							Match
	Game								Game							
	1	2	3	4	5	6	7		1	2	3	4	5	6	7	
Points won	6	12	11	11	8	11		59	11	10	6	5	11	8		51
Biggest lead	-	5	6	6	2	3		6	5	-	1	-	3	-		5
Points won on own serve	4	6	7	8	6	4		35	6	5	4	5	7	3		30
Points lost on own serve	5	5	2	0	4	5		21	2	6	4	2	2	7		23
Most consecutive points won	2	4	6	3	3	3		6	3	5	2	2	3	3		5
Greatest deficit overcome	-	-	1	-	-	-		1	-	-	-	-	2	-		2
Handedness/Grip	Right/Shakehand								Right/Shakehand							

### Game Progress

1	HARVEY Krystle (BAR)	*0	0	*1	2	*2	4	*4	5	*6	6					
	EDWARDS Aleena (TTO)	0	*2	3	*4	6	*6	8	*9	10	11					
2	HARVEY Krystle (BAR)	0	*2	4	*5	6	*7	8	*8	8	*9	10	*11	12		
	EDWARDS Aleena (TTO)	*0	0	*0	1	*2	3	*4	6	*8	9	*10	10	10		
3	HARVEY Krystle (BAR)	*0	1	*2	3	*4	6	*8	10	*10	11					
	EDWARDS Aleena (TTO)	0	*1	2	*3	4	*4	4	*4	6	6					
4	HARVEY Krystle (BAR)	0	*1	3	*3	5	*6	8	*9	11						
	EDWARDS Aleena (TTO)	0	1	*1	3	*3	4	*4	5	5						
5	HARVEY Krystle (BAR)	*0	1	*2	3	*4	6	*6	7	*7	8	8				
	EDWARDS Aleena (TTO)	0	*1	2	*3	4	*4	6	*7	9	*10	11				
6	HARVEY Krystle (BAR)	0	*2	3	*4	5	*6	7	*8	8	*10	11				
	EDWARDS Aleena (TTO)	*0	0	*1	2	*3	4	*5	6	*8	8	8				

### NOTES

The "Greatest deficit overcome" only applies when the player ends up winning the game.

### LEGEND

WS Women's Singles

\* Server



## Match Results

**EDWARDS Aleena (TTO) 4-1 le MAISTRE Kelsey (JEY)**

Game Summary		Match	Game 1	Game 2	Game 3	Game 4	Game 5	Game 6	Game 7
EDWARDS Aleena	TTO	4	11	7	11	11	11		
le MAISTRE Kelsey	JEY	1	6	11	9	5	4		
Duration:		31min	5 min	6 min	6 min	5 min	5 min		

Match No : WS66 Table : 2

Umpires : SCARR Val (NZL) TONGE Karen (ENG)

Player Statistics	EDWARDS Aleena (TTO)								le MAISTRE Kelsey (JEY)							
	Game							Match	Game							Match
	1	2	3	4	5	6	7		1	2	3	4	5	6	7	
Points won	11	7	11	11	11			51	6	11	9	5	4			35
Biggest lead	5	3	2	6	7			7	3	4	8	1	-			8
Points won on own serve	5	2	4	6	7			24	2	5	3	3	3			16
Points lost on own serve	4	6	6	2	1			19	6	5	7	5	4			27
Most consecutive points won	7	3	10	4	4			10	2	4	6	2	2			6
Greatest deficit overcome	3	-	8	1	-			8	-	3	-	-	-			3
Handedness/Grip	Right/Shakehand								Right/Shakehand							

### Game Progress

1	EDWARDS Aleena (TTO)	*0	0	*1	2	*3	4	*6	8	*10	11	
	le MAISTRE Kelsey (JEY)	0	*2	3	*4	5	*6	6	*6	6	6	
2	EDWARDS Aleena (TTO)	0	*2	3	*4	4	*5	5	*6	7	7	
	le MAISTRE Kelsey (JEY)	*0	0	*1	2	*4	5	*7	8	*9	11	
3	EDWARDS Aleena (TTO)	*0	0	*1	1	*1	1	*3	5	*7	9	11
	le MAISTRE Kelsey (JEY)	0	*2	3	*5	7	*9	9	*9	9	*9	9
4	EDWARDS Aleena (TTO)	0	*1	3	*4	4	*6	8	*9	11		
	le MAISTRE Kelsey (JEY)	*0	1	*1	2	*4	4	*4	5	5		
5	EDWARDS Aleena (TTO)	*0	2	*2	4	*6	7	*8	10	11		
	le MAISTRE Kelsey (JEY)	0	*0	2	*2	2	*3	4	*4	4		

### NOTES

The "Greatest deficit overcome" only applies when the player ends up winning the game.

### LEGEND

WS Women's Singles

\* Server



## Match Results

**CHOWREE Isabelle (MRI) 4-0 LEWIS Dadrian (JAM)**

Game Summary		Match	Game 1	Game 2	Game 3	Game 4	Game 5	Game 6	Game 7
CHOWREE Isabelle	MRI	4	11	11	11	11			
LEWIS Dadrian	JAM	0	8	8	4	5			
Duration:		16min	4 min	4 min	3 min	4 min			

Match No : WS47 Table : 10

Umpires : WILLIAMS Jackie (WAL) REID Lynda (ENG)

Player Statistics	CHOWREE Isabelle (MRI)							Match	LEWIS Dadrian (JAM)							Match	
	Game								Game								
	1	2	3	4	5	6	7		1	2	3	4	5	6	7		
Points won	11	11	11	11				44	8	8	4	5					25
Biggest lead	3	4	7	6				7	1	3	-	1					3
Points won on own serve	6	4	4	4				18	5	2	1	1					9
Points lost on own serve	3	6	3	3				15	5	7	7	7					26
Most consecutive points won	3	6	7	7				7	2	2	2	2					2
Greatest deficit overcome	1	3	-	1				3	-	-	-	-					-
Handedness/Grip	Right/Shakehand								/Shakehand								

### Game Progress

1	<b>CHOWREE Isabelle (MRI)</b>	0	*1	2	*3	5	*6	7	*8	9	*10	11
	LEWIS Dadrian (JAM)	*0	1	*2	3	*3	4	*5	6	*7	8	8
2	<b>CHOWREE Isabelle (MRI)</b>	*0	0	*1	2	*3	5	*7	8	*10	10	11
	LEWIS Dadrian (JAM)	0	*2	3	*4	5	*5	5	*6	6	*8	8
3	<b>CHOWREE Isabelle (MRI)</b>	0	*2	4	*6	7	*8	8	*10	11		
	LEWIS Dadrian (JAM)	*0	0	*0	0	*1	2	*4	4	4		
4	<b>CHOWREE Isabelle (MRI)</b>	0	1	*2	3	*5	7	*9	9	11		
	LEWIS Dadrian (JAM)	0	*1	2	*3	3	*3	3	*5	5		

### NOTES

The "Greatest deficit overcome" only applies when the player ends up winning the game.

### LEGEND

WS Women's Singles

\* Server



## Match Results

**GIVAN Ashley (NIR) 4-0 CHOWREE Isabelle (MRI)**

Game Summary		Match	Game 1	Game 2	Game 3	Game 4	Game 5	Game 6	Game 7
<b>GIVAN Ashley</b>	NIR	<b>4</b>	14	11	11	11			
CHOWREE Isabelle	MRI	<b>0</b>	12	4	3	9			
Duration:		<b>25min</b>	7 min	4 min	4 min	6 min			

Match No : WS57 Table : 2

Umpires : DUBEY Atul (IND) PETERS John (NGR)

Player Statistics	GIVAN Ashley (NIR)								Match	CHOWREE Isabelle (MRI)								Match
	Game							Match		Game							Match	
	1	2	3	4	5	6	7			1	2	3	4	5	6	7		
Points won	14	11	11	11					<b>47</b>	12	4	3	9					<b>28</b>
Biggest lead	4	7	8	3					<b>8</b>	1	-	-	1					<b>1</b>
Points won on own serve	7	6	6	8					<b>27</b>	6	3	1	6					<b>16</b>
Points lost on own serve	6	1	2	2					<b>11</b>	7	5	5	3					<b>20</b>
Most consecutive points won	4	4	5	3					<b>5</b>	5	2	2	3					<b>5</b>
Greatest deficit overcome	1	-	-	1					<b>1</b>	-	-	-	-					<b>-</b>
Handedness/Grip	Right/Shakehand									Right/Shakehand								

### Game Progress

1	<b>GIVAN Ashley (NIR)</b>	*0	2	*4	5	*6	7	*7	7	*8	9	*10	10	*11	12	*12	13	<b>14</b>
	CHOWREE Isabelle (MRI)	0	*0	0	*1	2	*3	5	*7	8	*9	10	*11	11	*11	12	*12	<b>12</b>
2	<b>GIVAN Ashley (NIR)</b>	0	*2	4	*5	6	*7	9	*10	<b>11</b>								
	CHOWREE Isabelle (MRI)	*0	0	*0	1	*2	3	*3	4	<b>4</b>								
3	<b>GIVAN Ashley (NIR)</b>	*0	2	*4	5	*6	7	*9	<b>11</b>									
	CHOWREE Isabelle (MRI)	0	*0	0	*1	2	*3	3	<b>3</b>									
4	<b>GIVAN Ashley (NIR)</b>	0	*1	3	*3	5	*6	7	*7	8	*9	<b>11</b>						
	CHOWREE Isabelle (MRI)	0	1	*1	3	*3	4	*5	7	*8	9	<b>9</b>						

### NOTES

The "Greatest deficit overcome" only applies when the player ends up winning the game.

### LEGEND

**WS** Women's Singles

\* Server



## Match Results

**GIVAN Ashley (NIR) 4-1 LEWIS Dadrian (JAM)**

Game Summary		Match	Game 1	Game 2	Game 3	Game 4	Game 5	Game 6	Game 7
<b>GIVAN Ashley</b>	NIR	<b>4</b>	11	11	11	10	11		
LEWIS Dadrian	JAM	<b>1</b>	4	4	9	12	7		
Duration:		<b>20min</b>	3 min	4 min	5 min	6 min	4 min		

Match No : WS67 Table : 3

Umpires : PURCELL Tom (ENG) NEELAKANTA IYER Ganeshan (IND)

Player Statistics	GIVAN Ashley (NIR)								Match	LEWIS Dadrian (JAM)								Match
	Game							Match		Game							Match	
	1	2	3	4	5	6	7			1	2	3	4	5	6	7		
Points won	11	11	11	10	11				<b>54</b>	4	4	9	12	7				<b>36</b>
Biggest lead	7	7	3	3	4				<b>7</b>	-	3	1	3	3				<b>3</b>
Points won on own serve	5	6	6	4	6				<b>27</b>	2	2	5	5	4				<b>18</b>
Points lost on own serve	2	1	4	6	2				<b>15</b>	6	5	4	6	5				<b>26</b>
Most consecutive points won	4	10	3	4	4				<b>10</b>	1	3	3	5	2				<b>5</b>
Greatest deficit overcome	-	3	1	-	3				<b>3</b>	-	-	-	3	-				<b>3</b>
Handedness/Grip	Right/Shakehand									/Shakehand								

### Game Progress

1	<b>GIVAN Ashley (NIR)</b>	0	*2	4	*5	6	*8	9	*10	<b>11</b>								
	LEWIS Dadrian (JAM)	*0	0	*0	1	*2	2	*3	4	<b>4</b>								
2	<b>GIVAN Ashley (NIR)</b>	0	1	*1	2	*4	6	*8	10	<b>11</b>								
	LEWIS Dadrian (JAM)	0	*1	3	*4	4	*4	4	*4	<b>4</b>								
3	<b>GIVAN Ashley (NIR)</b>	0	*1	2	*3	4	*5	6	*8	9	*9	<b>11</b>						
	LEWIS Dadrian (JAM)	0	1	*2	3	*4	5	*6	6	*7	9	<b>9</b>						
4	GIVAN Ashley (NIR)	0	1	*3	4	*4	4	*6	7	*7	8	*10	10	<b>10</b>				
	<b>LEWIS Dadrian (JAM)</b>	0	*1	1	*2	4	*6	6	*7	9	*10	10	*11	<b>12</b>				
5	<b>GIVAN Ashley (NIR)</b>	0	*0	1	*2	3	*4	6	*7	9	<b>11</b>							
	LEWIS Dadrian (JAM)	0	2	*3	4	*5	6	*6	7	*7	<b>7</b>							

### NOTES

The "Greatest deficit overcome" only applies when the player ends up winning the game.

### LEGEND

**WS** Women's Singles

\* Server





TUE 29 JUL 2014  
17:45

## Match Results

**FOSTER Yvonne (JAM) 4-0 FREEMAN Angelisa (SKN)**

Game Summary		Match	Game 1	Game 2	Game 3	Game 4	Game 5	Game 6	Game 7
FOSTER Yvonne	JAM	4	11	11	11	11			
FREEMAN Angelisa	SKN	0	1	4	5	5			
Duration:		14min	2 min	4 min	4 min	4 min			

Match No : WS48 Table : 9

Umpires : MUGWANYA Ronald (UGA) FOOTE Ben (GGY)

Player Statistics	FOSTER Yvonne (JAM)								FREEMAN Angelisa (SKN)							
	Game							Match	Game							Match
	1	2	3	4	5	6	7		1	2	3	4	5	6	7	
Points won	11	11	11	11				44	1	4	5	5				15
Biggest lead	10	7	6	6				10	-	-	-	2				2
Points won on own serve	6	5	4	4				19	1	2	1	1				5
Points lost on own serve	0	2	4	3				9	5	5	6	7				23
Most consecutive points won	10	6	3	7				10	1	2	2	2				2
Greatest deficit overcome	-	-	-	2				2	-	-	-	-				-
Handedness/Grip	/Shakehand								Right/Shakehand							

### Game Progress

1	<b>FOSTER Yvonne (JAM)</b>	0	*1	3	*5	7	*9	11		
	FREEMAN Angelisa (SKN)	*0	1	*1	1	*1	1	1		
2	<b>FOSTER Yvonne (JAM)</b>	0	2	*3	4	*5	6	*8	10	11
	FREEMAN Angelisa (SKN)	0	*0	1	*2	3	*4	4	*4	4
3	<b>FOSTER Yvonne (JAM)</b>	0	*2	3	*5	5	*7	8	*9	11
	FREEMAN Angelisa (SKN)	0	0	*1	1	*3	3	*4	5	5
4	<b>FOSTER Yvonne (JAM)</b>	0	0	*2	3	*5	7	*9	10	11
	FREEMAN Angelisa (SKN)	0	*2	2	*3	3	*3	3	*4	5

### NOTES

The "Greatest deficit overcome" only applies when the player ends up winning the game.

### LEGEND

WS Women's Singles

\* Server



### Match Results

**FLAWS Lynda (SCO) 4-3 FOSTER Yvonne (JAM)**

Game Summary		Match	Game 1	Game 2	Game 3	Game 4	Game 5	Game 6	Game 7
FLAWS Lynda	SCO	4	11	8	11	12	9	11	11
FOSTER Yvonne	JAM	3	6	11	2	10	11	13	9
Duration:		42min	4 min	5 min	3 min	6 min	5 min	7 min	6 min

Match No : WS58 Table : 9

Umpires : MUGWANYA Ronald (UGA) FOOTE Ben (GGY)

Player Statistics	FLAWS Lynda (SCO)								FOSTER Yvonne (JAM)							
	Game							Match	Game							Match
	1	2	3	4	5	6	7		1	2	3	4	5	6	7	
Points won	11	8	11	12	9	11	11	73	6	11	2	10	11	13	9	62
Biggest lead	5	-	9	5	-	3	3	9	3	6	-	1	5	2	1	6
Points won on own serve	6	5	6	6	4	5	6	38	4	6	2	6	5	6	5	34
Points lost on own serve	2	5	0	4	6	7	4	28	5	3	5	5	5	6	5	34
Most consecutive points won	6	3	6	5	4	3	3	6	3	5	1	3	5	4	4	5
Greatest deficit overcome	3	-	-	1	-	-	1	3	-	-	-	-	-	3	-	3
Handedness/Grip	Right/Shakehand								/Shakehand							

#### Game Progress

1	FLAWS Lynda (SCO)	0	*0	1	*2	4	*6	8	*9	10	11					
	FOSTER Yvonne (JAM)	*0	2	*3	4	*4	4	*4	5	*6	6					
2	FLAWS Lynda (SCO)	*0	0	*0	1	*2	2	*3	5	*6	8	8				
	FOSTER Yvonne (JAM)	0	*2	4	*5	6	*8	9	*9	10	*10	11				
3	FLAWS Lynda (SCO)	0	*1	3	*5	7	*8	10	11							
	FOSTER Yvonne (JAM)	*0	1	*1	1	*1	2	*2	2							
4	FLAWS Lynda (SCO)	0	2	*4	5	*5	6	*7	8	*8	9	*10	11	12		
	FOSTER Yvonne (JAM)	0	*0	0	*1	3	*4	5	*6	8	*9	10	*10	10		
5	FLAWS Lynda (SCO)	0	*0	1	*3	3	*3	4	*5	6	*8	9				
	FOSTER Yvonne (JAM)	*0	2	*3	3	*5	7	*8	9	*10	10	11				
6	FLAWS Lynda (SCO)	*0	0	*1	3	*4	5	*6	8	*9	9	*10	10	*11	11	11
	FOSTER Yvonne (JAM)	0	*2	3	*3	4	*5	6	*6	7	*9	10	*11	11	*12	13
7	FLAWS Lynda (SCO)	0	*2	3	*3	4	*5	7	*8	8	*9	11				
	FOSTER Yvonne (JAM)	*0	0	*1	3	*4	5	*5	6	*8	9	9				

#### NOTES

The "Greatest deficit overcome" only applies when the player ends up winning the game.

#### LEGEND

WS Women's Singles

\* Server



## Match Results

**FLAWS Lynda (SCO) 4-0 FREEMAN Angelisa (SKN)**

Game Summary		Match	Game 1	Game 2	Game 3	Game 4	Game 5	Game 6	Game 7
FLAWS Lynda	SCO	4	11	11	11	11			
FREEMAN Angelisa	SKN	0	9	5	6	2			
Duration:		16min	3 min	3 min	3 min	3 min			

Match No : WS68 Table : 1

Umpires : WANG Luan Foon (MAS) MADHOSINGH Chandra (CAN)

Player Statistics	FLAWS Lynda (SCO)								FREEMAN Angelisa (SKN)							
	Game							Match	Game							Match
	1	2	3	4	5	6	7		1	2	3	4	5	6	7	
Points won	11	11	11	11				44	9	5	6	2				22
Biggest lead	6	6	6	9				9	-	1	1	1				1
Points won on own serve	6	6	7	5				24	5	3	4	1				13
Points lost on own serve	4	2	2	1				9	5	5	4	6				20
Most consecutive points won	4	5	5	10				10	3	2	2	1				3
Greatest deficit overcome	-	1	1	1				1	-	-	-	-				-
Handedness/Grip	Right/Shakehand								Right/Shakehand							

### Game Progress

1	FLAWS Lynda (SCO)	*0	2	*4	5	*6	8	*8	9	*10	10	11
	FREEMAN Angelisa (SKN)	0	*0	0	*1	2	*2	4	*5	6	*8	9
2	FLAWS Lynda (SCO)	0	*1	2	*3	4	*6	8	*9	11		
	FREEMAN Angelisa (SKN)	*0	1	*2	3	*4	4	*4	5	5		
3	FLAWS Lynda (SCO)	*0	1	*2	3	*5	7	*8	10	*10	11	
	FREEMAN Angelisa (SKN)	0	*1	2	*3	3	*3	4	*4	6	6	
4	FLAWS Lynda (SCO)	0	*1	3	*5	7	*9	10	11			
	FREEMAN Angelisa (SKN)	*0	1	*1	1	*1	1	*2	2			

### NOTES

The "Greatest deficit overcome" only applies when the player ends up winning the game.

### LEGEND

WS Women's Singles

\* Server



## Match Results

**BAAH-DANSO Celia (GHA) 4-2 RILEY Anthonette (BAR)**

Game Summary		Match	Game 1	Game 2	Game 3	Game 4	Game 5	Game 6	Game 7
BAAH-DANSO Celia	GHA	4	11	11	11	7	6	11	
RILEY Anthonette	BAR	2	7	3	8	11	11	9	
Duration:		34min	6 min	3 min	5 min	5 min	4 min	5 min	

Match No : WS49 Table : 8

Umpires : SUTCLIFFE Russell (ENG) HOPKINS Alan (AUS)

Player Statistics	BAAH-DANSO Celia (GHA)								Match	RILEY Anthonette (BAR)								Match
	Game							Match		Game							Match	
	1	2	3	4	5	6	7			1	2	3	4	5	6	7		
Points won	11	11	11	7	6	11			57	7	3	8	11	11	9			49
Biggest lead	6	8	4	1	1	3			8	-	-	-	4	5	1			5
Points won on own serve	4	7	5	6	3	5			30	3	2	4	7	6	5			27
Points lost on own serve	4	1	4	4	5	4			22	7	4	6	1	3	5			26
Most consecutive points won	5	5	3	2	2	4			5	4	2	2	3	6	2			6
Greatest deficit overcome	-	-	-	-	-	1			1	-	-	-	1	1	-			1
Handedness/Grip	Right/Shakehand									Right/Shakehand								

### Game Progress

1	BAAH-DANSO Celia (GHA)	0	*2	2	*4	6	*7	9	*9	9	11	
	RILEY Anthonette (BAR)	*0	0	*2	2	*2	3	*3	5	*7	7	
2	BAAH-DANSO Celia (GHA)	*0	2	*3	5	*7	8	*9	11			
	RILEY Anthonette (BAR)	0	*0	1	*1	1	*2	3	3			
3	BAAH-DANSO Celia (GHA)	0	*2	2	*4	5	*6	7	*8	10	*10	11
	RILEY Anthonette (BAR)	*0	0	*2	2	*3	4	*5	6	*6	8	8
4	BAAH-DANSO Celia (GHA)	*0	1	*2	3	*3	5	*5	6	*6	7	
	RILEY Anthonette (BAR)	0	*1	2	*3	5	*5	7	*8	10	11	
5	BAAH-DANSO Celia (GHA)	0	*1	2	*3	4	*5	5	*5	6	6	
	RILEY Anthonette (BAR)	*0	1	*2	3	*4	5	*7	9	*10	11	
6	BAAH-DANSO Celia (GHA)	0	2	*2	3	*4	5	*7	8	*9	10	11
	RILEY Anthonette (BAR)	0	*0	2	*3	4	*5	5	*6	7	*8	9

### NOTES

The "Greatest deficit overcome" only applies when the player ends up winning the game.

### LEGEND

WS Women's Singles

\* Server



## Match Results

**GUO Betty (CAN) 4-0 BAAH-DANSO Celia (GHA)**

Game Summary		Match	Game 1	Game 2	Game 3	Game 4	Game 5	Game 6	Game 7
<b>GUO Betty</b>	<b>CAN</b>	<b>4</b>	11	11	11	11			
BAAH-DANSO Celia	GHA	<b>0</b>	8	5	7	7			
Duration:		<b>17min</b>	4 min	3 min	4 min	4 min			

Match No : WS59 Table : 10

Umpires : HO Fanny (AUS) CURTIS Neil (ENG)

Player Statistics	GUO Betty (CAN)								Match	BAAH-DANSO Celia (GHA)								Match	
	Game							Match		Game							Match		
	1	2	3	4	5	6	7			1	2	3	4	5	6	7			
Points won	11	11	11	11					<b>44</b>	8	5	7	7	5	6				<b>27</b>
Biggest lead	3	6	4	4					<b>6</b>	2	-	-	2						<b>2</b>
Points won on own serve	6	6	6	7					<b>25</b>	5	3	5	5						<b>18</b>
Points lost on own serve	3	2	2	2					<b>9</b>	5	5	5	3						<b>18</b>
Most consecutive points won	3	4	2	4					<b>4</b>	2	3	2	3						<b>3</b>
Greatest deficit overcome	2	-	-	2					<b>2</b>	-	-	-	-						<b>-</b>
Handedness/Grip	Right/Shakehand									Right/Shakehand									

### Game Progress

1	<b>GUO Betty (CAN)</b>	0	*0	2	*3	4	*5	6	*7	8	*10	<b>11</b>
	BAAH-DANSO Celia (GHA)	*0	2	*2	3	*4	5	*6	7	*8	8	<b>8</b>
2	<b>GUO Betty (CAN)</b>	*0	2	*3	5	*6	6	*7	9	<b>11</b>		
	BAAH-DANSO Celia (GHA)	0	*0	1	*1	2	*4	5	*5	<b>5</b>		
3	<b>GUO Betty (CAN)</b>	0	*2	3	*3	5	*6	7	*8	10	<b>11</b>	
	BAAH-DANSO Celia (GHA)	*0	0	*1	3	*3	4	*5	6	*6	<b>7</b>	
4	<b>GUO Betty (CAN)</b>	0	1	*1	3	*5	6	*6	8	*9	<b>11</b>	
	BAAH-DANSO Celia (GHA)	0	*1	3	*3	3	*4	6	*6	7	<b>7</b>	

### NOTES

The "Greatest deficit overcome" only applies when the player ends up winning the game.

### LEGEND

**WS** Women's Singles

\* Server



## Match Results

**GUO Betty (CAN) 4-0 RILEY Anthonette (BAR)**

Game Summary		Match	Game 1	Game 2	Game 3	Game 4	Game 5	Game 6	Game 7
<b>GUO Betty</b>	CAN	<b>4</b>	11	11	11	11			
RILEY Anthonette	BAR	<b>0</b>	3	7	7	2			
Duration:		<b>17min</b>	3 min	4 min	4 min	3 min			

Match No : WS69 Table : 4

Umpires : COCHRANE Dave (ENG) FRASER Margot (ENG)

Player Statistics	GUO Betty (CAN)								RILEY Anthonette (BAR)							
	Game							Match	Game							Match
	1	2	3	4	5	6	7		1	2	3	4	5	6	7	
Points won	11	11	11	11				<b>44</b>	3	7	7	2				<b>19</b>
Biggest lead	8	4	5	9				<b>9</b>	-	-	1	-				<b>1</b>
Points won on own serve	4	7	4	6				<b>21</b>	1	4	3	1				<b>9</b>
Points lost on own serve	2	3	4	1				<b>10</b>	7	4	7	5				<b>23</b>
Most consecutive points won	5	4	5	8				<b>8</b>	1	2	3	1				<b>3</b>
Greatest deficit overcome	-	-	1	-				<b>1</b>	-	-	-	-				<b>-</b>
Handedness/Grip	Right/Shakehand								Right/Shakehand							

### Game Progress

1	<b>GUO Betty (CAN)</b>	0	*2	4	*5	6	*8	9	<b>11</b>							
	RILEY Anthonette (BAR)	*0	0	*0	1	*2	2	*3	<b>3</b>							
2	<b>GUO Betty (CAN)</b>	*0	2	*2	4	*5	5	*7	9	*10	<b>11</b>					
	RILEY Anthonette (BAR)	0	*0	2	*2	3	*5	5	*5	6	<b>7</b>					
3	<b>GUO Betty (CAN)</b>	0	*1	2	*3	5	*7	8	*9	9	<b>11</b>					
	RILEY Anthonette (BAR)	*0	1	*2	3	*3	3	*4	5	*7	<b>7</b>					
4	<b>GUO Betty (CAN)</b>	*0	1	*3	5	*7	9	*10	<b>11</b>							
	RILEY Anthonette (BAR)	0	*1	1	*1	1	*1	2	<b>2</b>							

### NOTES

The "Greatest deficit overcome" only applies when the player ends up winning the game.

### LEGEND

**WS** Women's Singles

\* Server



TUE 29 JUL 2014  
17:45

## Match Results

**MORGAN Dawn (GGY) 4-0 MOKEKI Nthabeleng (LES)**

Game Summary		Match	Game 1	Game 2	Game 3	Game 4	Game 5	Game 6	Game 7
MORGAN Dawn	GGY	4	11	11	11	11			
MOKEKI Nthabeleng	LES	0	6	3	2	4			
Duration:		14min	3 min	3 min	3 min	3 min			

Match No : WS50 Table : 7

Umpires : MACKEY John (ENG) CHIN Kenny (MAS)

Player Statistics	MORGAN Dawn (GGY)								MOKEKI Nthabeleng (LES)							
	Game							Match	Game							Match
	1	2	3	4	5	6	7		1	2	3	4	5	6	7	
Points won	11	11	11	11				44	6	3	2	4				15
Biggest lead	5	8	9	7				9	1	-	-	-				1
Points won on own serve	6	5	6	7				24	3	2	1	4				10
Points lost on own serve	3	1	1	0				5	5	6	5	3				19
Most consecutive points won	5	5	5	4				5	2	1	1	2				2
Greatest deficit overcome	1	-	-	-				1	-	-	-	-				-
Handedness/Grip	Right/Shakehand								Right/Shakehand							

### Game Progress

1	MORGAN Dawn (GGY)	*0	1	*2	3	*5	7	*8	9	*10	11
	MOKEKI Nthabeleng (LES)	0	*1	2	*3	3	*3	4	*5	6	6
2	MORGAN Dawn (GGY)	0	*1	2	*4	6	*7	9	11		
	MOKEKI Nthabeleng (LES)	*0	1	*2	2	*2	3	*3	3		
3	MORGAN Dawn (GGY)	*0	2	*3	5	*7	8	*10	11		
	MOKEKI Nthabeleng (LES)	0	*0	1	*1	1	*2	2	2		
4	MORGAN Dawn (GGY)	0	*2	4	*5	7	*7	9	*10	11	
	MOKEKI Nthabeleng (LES)	0	0	*0	1	*1	3	*3	4	4	

### NOTES

The "Greatest deficit overcome" only applies when the player ends up winning the game.

### LEGEND

WS Women's Singles

\* Server



## Match Results

**MORGAN Dawn (GGY) 4-0 WHITAKER Corinna (SCO)**

Game Summary		Match	Game 1	Game 2	Game 3	Game 4	Game 5	Game 6	Game 7
MORGAN Dawn	GGY	4	11	12	11	11			
WHITAKER Corinna	SCO	0	9	10	7	9			
Duration:		23min	5 min	5 min	4 min	5 min			

Match No : WS60 Table : 1

Umpires : SAVVA Andreas (CYP) HO Roger (SIN)

Player Statistics	MORGAN Dawn (GGY)								WHITAKER Corinna (SCO)							
	Game							Match	Game							Match
	1	2	3	4	5	6	7		1	2	3	4	5	6	7	
Points won	11	12	11	11				45	9	10	7	9				35
Biggest lead	3	2	5	3				5	2	4	1	4				4
Points won on own serve	7	8	5	5				25	6	7	4	4				21
Points lost on own serve	3	3	3	5				14	4	4	6	6				20
Most consecutive points won	3	3	4	7				7	3	3	3	4				4
Greatest deficit overcome	2	4	1	4				4	-	-	-	-				-
Handedness/Grip	Right/Shakehand								Right/Shakehand							

### Game Progress

1	MORGAN Dawn (GGY)	0	*1	2	*2	4	*5	7	*8	9	*10	11		
	WHITAKER Corinna (SCO)	*0	1	*2	4	*4	5	*5	6	*7	8	9		
2	MORGAN Dawn (GGY)	*0	1	*1	2	*2	3	*4	6	*7	9	*10	11	12
	WHITAKER Corinna (SCO)	0	*1	3	*4	6	*7	8	*8	9	*9	10	*10	10
3	MORGAN Dawn (GGY)	0	*1	2	*3	5	*6	8	*9	9	11			
	WHITAKER Corinna (SCO)	*0	1	*2	3	*3	4	*4	5	*7	7			
4	MORGAN Dawn (GGY)	*0	0	*0	2	*4	6	*7	7	*8	9	11		
	WHITAKER Corinna (SCO)	0	*2	4	*4	4	*4	5	*7	8	*9	9		

### NOTES

The "Greatest deficit overcome" only applies when the player ends up winning the game.

### LEGEND

WS Women's Singles

\* Server





TUE 29 JUL 2014  
16:00

## Match Results

**WHITAKER Corinna (SCO) 4-0 MOKEKI Nthabeleng (LES)**

Game Summary		Match	Game 1	Game 2	Game 3	Game 4	Game 5	Game 6	Game 7
WHITAKER Corinna	SCO	4	11	11	11	11			
MOKEKI Nthabeleng	LES	0	2	2	1	1			
Duration:		11min	2 min	3 min	2 min	2 min			

Match No : WS70 Table : 5

Umpires : EDWARDS David (ENG) CHAN Gregory (CAN)

Player Statistics	WHITAKER Corinna (SCO)							Match	MOKEKI Nthabeleng (LES)							Match
	Game								Game							
	1	2	3	4	5	6	7		1	2	3	4	5	6	7	
Points won	11	11	11	11				44	2	2	1	1				6
Biggest lead	9	9	10	10				10	-	-	-	-				-
Points won on own serve	6	5	5	5				21	1	1	0	0				2
Points lost on own serve	1	1	1	1				4	5	6	6	6				23
Most consecutive points won	7	6	6	6				7	1	1	1	1				1
Greatest deficit overcome	-	-	-	-				-	-	-	-	-				-
Handedness/Grip	Right/Shakehand								Right/Shakehand							

### Game Progress

1	WHITAKER Corinna (SCO)	*0	2	*3	4	*6	8	*10	11
	MOKEKI Nthabeleng (LES)	0	*0	1	*2	2	*2	2	2
2	WHITAKER Corinna (SCO)	0	*2	4	*5	7	*9	10	11
	MOKEKI Nthabeleng (LES)	*0	0	*0	1	*1	1	*2	2
3	WHITAKER Corinna (SCO)	*0	2	*4	5	*7	9	11	
	MOKEKI Nthabeleng (LES)	0	*0	0	*1	1	*1	1	
4	WHITAKER Corinna (SCO)	0	*2	4	*6	7	*9	11	
	MOKEKI Nthabeleng (LES)	*0	0	*0	0	*1	1	1	

### NOTES

The "Greatest deficit overcome" only applies when the player ends up winning the game.

### LEGEND

WS Women's Singles

\*

Server



## Match Results

**EDGHILL Chelsea (GUY) 4-0 REBATENNE Magdeline Tshepiso (BOT)**

Game Summary		Match	Game 1	Game 2	Game 3	Game 4	Game 5	Game 6	Game 7
EDGHILL Chelsea	GUY	4	11	11	11	11			
REBATENNE Magdeline Tshepiso	BOT	0	3	3	2	5			
Duration:		15min	3 min	3 min	3 min	4 min			

Match No : WS51 Table : 5

Umpires : EDWARDS David (ENG) CHAN Gregory (CAN)

Player Statistics	EDGHILL Chelsea (GUY)							Match	REBATENNE Magdeline Tshepiso (BOT)							Match	
	Game								Match	Game							
	1	2	3	4	5	6	7			1	2	3	4	5	6		7
Points won	11	11	11	11				44	3	3	2	5					13
Biggest lead	8	8	9	6				9	-	-	1	3					3
Points won on own serve	5	5	6	7				23	0	2	1	4					7
Points lost on own serve	3	1	1	1				6	6	6	5	4					21
Most consecutive points won	8	5	6	6				8	2	2	1	3					3
Greatest deficit overcome	-	-	1	3				3	-	-	-	-					-
Handedness/Grip	Right/Shakehand								/Shakehand								

### Game Progress

1	EDGHILL Chelsea (GUY)	*0	2	*4	6	*8	8	*10	11	
	REBATENNE Magdeline Tshepiso (BOT)	0	*0	0	*0	0	*2	2	3	
2	EDGHILL Chelsea (GUY)	0	*2	3	*5	7	*7	9	11	
	REBATENNE Magdeline Tshepiso (BOT)	*0	0	*1	1	*1	3	*3	3	
3	EDGHILL Chelsea (GUY)	*0	1	*3	5	*6	8	*10	11	
	REBATENNE Magdeline Tshepiso (BOT)	0	*1	1	*1	2	*2	2	2	
4	EDGHILL Chelsea (GUY)	0	*0	1	*3	5	*6	8	*9	11
	REBATENNE Magdeline Tshepiso (BOT)	*0	2	*3	3	*3	4	*4	5	5

### NOTES

The "Greatest deficit overcome" only applies when the player ends up winning the game.

### LEGEND

WS Women's Singles

\* Server



## Match Results

**EDGHILL Chelsea (GUY) 4-0 KWABI Cynthia (GHA)**

Game Summary		Match	Game 1	Game 2	Game 3	Game 4	Game 5	Game 6	Game 7
EDGHILL Chelsea	GUY	4	11	11	11	11			
KWABI Cynthia	GHA	0	7	8	6	8			
Duration:		21min	4 min	5 min	4 min	5 min			

Match No : WS61 Table : 7

Umpires : MACKEY John (ENG) CHIN Kenny (MAS)

Player Statistics	EDGHILL Chelsea (GUY)							Match	KWABI Cynthia (GHA)							Match
	Game								Game							
	1	2	3	4	5	6	7		1	2	3	4	5	6	7	
Points won	11	11	11	11				44	7	8	6	8				29
Biggest lead	5	3	6	4				6	-	3	1	-				3
Points won on own serve	6	5	6	6				23	5	3	4	5				17
Points lost on own serve	2	5	2	3				12	5	6	5	4				20
Most consecutive points won	4	4	7	3				7	3	2	3	3				3
Greatest deficit overcome	-	3	1	-				3	-	-	-	-				-
Handedness/Grip	Right/Shakehand								Right/Shakehand							

### Game Progress

1	EDGHILL Chelsea (GUY)	0	*2	4	*4	5	*6	8	*9	10	11	
	KWABI Cynthia (GHA)	*0	0	*0	2	*3	4	*4	5	*6	7	
2	EDGHILL Chelsea (GUY)	*0	1	*1	2	*3	4	*6	7	*9	10	11
	KWABI Cynthia (GHA)	0	*1	3	*4	5	*6	6	*7	7	*8	8
3	EDGHILL Chelsea (GUY)	0	*1	3	*5	7	*7	8	*9	10	11	
	KWABI Cynthia (GHA)	*0	1	*1	1	*1	3	*4	5	*6	6	
4	EDGHILL Chelsea (GUY)	0	2	*3	5	*5	6	*7	8	*9	10	11
	KWABI Cynthia (GHA)	0	*0	1	*1	3	*4	5	*6	7	*8	8

### NOTES

The "Greatest deficit overcome" only applies when the player ends up winning the game.

### LEGEND

WS Women's Singles

\* Server



## Match Results

**KWABI Cynthia (GHA) 4-1 REBATENNE Magdeline Tshepiso (BOT)**

Game Summary		Match	Game 1	Game 2	Game 3	Game 4	Game 5	Game 6	Game 7
<b>KWABI Cynthia</b>	<b>GHA</b>	<b>4</b>	11	11	10	11	11		
REBATENNE Magdeline Tshepiso	BOT	1	7	9	12	2	8		
Duration:		<b>22min</b>	3 min	5 min	5 min	3 min	4 min		

Match No : WS71 Table : 7

Umpires : ROBERTS Averil (AUS) GOULDEN David (ENG)

Player Statistics	KWABI Cynthia (GHA)							Match	REBATENNE Magdeline Tshepiso (BOT)							Match
	Game								Game							
	1	2	3	4	5	6	7		1	2	3	4	5	6	7	
Points won	11	11	10	11	11			<b>54</b>	7	9	12	2	8			<b>38</b>
Biggest lead	4	3	4	9	3			<b>9</b>	1	1	2	-	1			<b>2</b>
Points won on own serve	6	7	6	5	6			<b>30</b>	3	6	7	1	4			<b>21</b>
Points lost on own serve	4	3	5	1	4			<b>17</b>	5	4	4	6	5			<b>24</b>
Most consecutive points won	4	3	3	9	3			<b>9</b>	2	3	5	1	2			<b>5</b>
Greatest deficit overcome	1	1	-	-	1			<b>1</b>	-	-	4	-	-			<b>4</b>
Handedness/Grip	Right/Shakehand								/Shakehand							

### Game Progress

1	<b>KWABI Cynthia (GHA)</b>	*0	1	*2	3	*4	5	*6	7	*9	11			
	REBATENNE Magdeline Tshepiso (BOT)	0	*1	2	*3	4	*5	6	*7	7	7			
2	<b>KWABI Cynthia (GHA)</b>	0	*1	3	*3	5	*6	7	*7	8	*10	11		
	REBATENNE Magdeline Tshepiso (BOT)	*0	1	*1	3	*3	4	*5	7	*8	8	9		
3	<b>KWABI Cynthia (GHA)</b>	*0	1	*2	3	*4	6	*7	9	*9	9	*10	10	10
	REBATENNE Magdeline Tshepiso (BOT)	0	*1	2	*3	4	*4	5	*5	7	*9	10	*11	12
4	<b>KWABI Cynthia (GHA)</b>	0	*1	3	*5	7	*9	10	11					
	REBATENNE Magdeline Tshepiso (BOT)	*0	1	*1	1	*1	1	*2	2					
5	<b>KWABI Cynthia (GHA)</b>	*0	1	*2	3	*5	6	*6	7	*8	10	11		
	REBATENNE Magdeline Tshepiso (BOT)	0	*1	2	*3	3	*4	6	*7	8	*8	8		

### NOTES

The "Greatest deficit overcome" only applies when the player ends up winning the game.

### LEGEND

**WS** Women's Singles

\* Server



## Match Results

**CLARE Shenique (JAM) 4-2 BORQUAYE Bernice (GHA)**

Game Summary		Match	Game 1	Game 2	Game 3	Game 4	Game 5	Game 6	Game 7
CLARE Shenique	JAM	4	12	7	4	11	11	11	
BORQUAYE Bernice	GHA	2	10	11	11	9	5	8	
Duration:		33min	5 min	5 min	4 min	5 min	5 min	5 min	

Match No : WS52 Table : 1

Umpires : WANG Luan Foon (MAS) MADHOSINGH Chandra (CAN)

Player Statistics	CLARE Shenique (JAM)								Match	BORQUAYE Bernice (GHA)								Match
	Game							Match		Game							Match	
	1	2	3	4	5	6	7			1	2	3	4	5	6	7		
Points won	12	7	4	11	11	11			56	10	11	11	9	5	8			54
Biggest lead	2	1	-	4	6	4			6	3	4	7	1	-	-			7
Points won on own serve	6	3	2	6	6	6			29	5	4	6	5	3	4			27
Points lost on own serve	5	7	5	3	2	4			26	6	4	2	5	5	5			27
Most consecutive points won	3	2	3	3	3	3			3	2	3	4	4	2	3			4
Greatest deficit overcome	3	-	-	1	-	-			3	-	1	-	-	-	-			1
Handedness/Grip	/Shakehand									/Shakehand								

### Game Progress

1	CLARE Shenique (JAM)	0	*0	1	*2	3	*4	5	*7	8	*9	10	*11	12
	BORQUAYE Bernice (GHA)	*0	2	*3	4	*5	6	*7	7	*8	9	*10	10	10
2	CLARE Shenique (JAM)	*0	1	*2	3	*4	5	*6	6	*7	7			
	BORQUAYE Bernice (GHA)	0	*1	2	*3	4	*5	6	*8	9	11			
3	CLARE Shenique (JAM)	0	*0	1	*1	1	*3	4	*4	4				
	BORQUAYE Bernice (GHA)	*0	2	*3	5	*7	7	*8	10	11				
4	CLARE Shenique (JAM)	0	1	*2	4	*5	6	*8	8	*8	10	11		
	BORQUAYE Bernice (GHA)	0	*1	2	*2	3	*4	4	*6	8	*8	9		
5	CLARE Shenique (JAM)	0	*2	3	*4	6	*7	8	*9	11				
	BORQUAYE Bernice (GHA)	*0	0	*1	2	*2	3	*4	5	5				
6	CLARE Shenique (JAM)	*0	2	*3	4	*6	7	*7	8	*9	10	11		
	BORQUAYE Bernice (GHA)	0	*0	1	*2	2	*3	5	*6	7	*8	8		

### NOTES

The "Greatest deficit overcome" only applies when the player ends up winning the game.

### LEGEND

WS Women's Singles

\* Server



## Match Results

**CLARE Shenique (JAM) 4-1 FELIX Sherrice (BAR)**

Game Summary		Match	Game 1	Game 2	Game 3	Game 4	Game 5	Game 6	Game 7
CLARE Shenique	JAM	4	11	11	9	11	11		
FELIX Sherrice	BAR	1	7	5	11	7	7		
Duration:		26min	4 min	4 min	5 min	4 min	4 min		

Match No : WS53 Table : 5

Umpires : SRINIVASAN Sridhar (IND) BROWN David (ENG)

Player Statistics	CLARE Shenique (JAM)								FELIX Sherrice (BAR)							
	Game							Match	Game							Match
	1	2	3	4	5	6	7		1	2	3	4	5	6	7	
Points won	11	11	9	11	11			53	7	5	11	7	7			37
Biggest lead	5	6	2	4	4			6	3	1	4	2	-			4
Points won on own serve	6	7	6	6	7			32	5	4	7	3	6			25
Points lost on own serve	2	1	4	4	1			12	5	4	3	5	4			21
Most consecutive points won	8	7	3	6	4			8	2	2	4	2	3			4
Greatest deficit overcome	3	1	-	2	-			3	-	-	2	-	-			2
Handedness/Grip	/Shakehand								Left/Shakehand							

### Game Progress

1	CLARE Shenique (JAM)	0	*0	1	*2	4	*6	8	*9	10	11	
	FELIX Sherrice (BAR)	*0	2	*3	4	*4	4	*4	5	*6	7	
2	CLARE Shenique (JAM)	*0	1	*2	4	*6	8	*8	10	11		
	FELIX Sherrice (BAR)	0	*1	2	*2	2	*2	4	*4	5		
3	CLARE Shenique (JAM)	0	*1	3	*3	4	*4	5	*5	6	*8	9
	FELIX Sherrice (BAR)	*0	1	*1	3	*4	6	*7	9	*10	10	11
4	CLARE Shenique (JAM)	*0	0	*2	3	*4	5	*5	7	*9	11	
	FELIX Sherrice (BAR)	0	*2	2	*3	4	*5	7	*7	7	7	
5	CLARE Shenique (JAM)	0	*1	3	*4	6	*6	7	*7	9	11	
	FELIX Sherrice (BAR)	*0	1	*1	2	*2	4	*5	7	*7	7	

### NOTES

The "Greatest deficit overcome" only applies when the player ends up winning the game.

### LEGEND

WS Women's Singles

\* Server



## Match Results

**BORQUAYE Bernice (GHA) 4-1 FELIX Sherrice (BAR)**

Game Summary		Match	Game 1	Game 2	Game 3	Game 4	Game 5	Game 6	Game 7
<b>BORQUAYE Bernice</b>	<b>GHA</b>	<b>4</b>	11	11	3	11	11		
<b>FELIX Sherrice</b>	<b>BAR</b>	<b>1</b>	8	9	11	7	9		
Duration:		<b>27min</b>	5 min	6 min	4 min	5 min	4 min		

Match No : WS62 Table : 8

Umpires : DZIOBA Greg (CAN) ARINYE Cecilia (NGR)

Player Statistics	BORQUAYE Bernice (GHA)								Match	FELIX Sherrice (BAR)								Match
	Game							Match		Game							Match	
	1	2	3	4	5	6	7			1	2	3	4	5	6	7		
Points won	11	11	3	11	11				<b>47</b>	8	9	11	7	9				<b>44</b>
Biggest lead	5	2	-	4	4				<b>5</b>	1	4	8	1	-				<b>8</b>
Points won on own serve	6	5	3	6	4				<b>24</b>	5	4	8	3	3				<b>23</b>
Points lost on own serve	3	5	3	4	6				<b>21</b>	5	6	0	5	7				<b>23</b>
Most consecutive points won	4	3	2	4	4				<b>4</b>	2	4	6	3	3				<b>6</b>
Greatest deficit overcome	1	4	-	1	-				<b>4</b>	-	-	-	-	-				<b>-</b>
Handedness/Grip	/Shakehand									Left/Shakehand								

### Game Progress

1	<b>BORQUAYE Bernice (GHA)</b>	0	*1	2	*4	5	*6	8	*9	10	*10	<b>11</b>
	FELIX Sherrice (BAR)	*0	1	*2	2	*3	4	*4	5	*6	8	<b>8</b>
2	<b>BORQUAYE Bernice (GHA)</b>	*0	0	*0	2	*3	4	*6	7	*8	9	<b>11</b>
	FELIX Sherrice (BAR)	0	*2	4	*4	5	*6	6	*7	8	*9	<b>9</b>
3	BORQUAYE Bernice (GHA)	0	*0	0	*0	1	*1	3	<b>3</b>			
	<b>FELIX Sherrice (BAR)</b>	*0	2	*4	6	*7	9	*9	<b>11</b>			
4	<b>BORQUAYE Bernice (GHA)</b>	*0	1	*2	3	*5	6	*6	8	*10	<b>11</b>	
	FELIX Sherrice (BAR)	0	*1	2	*3	3	*4	6	*6	6	<b>7</b>	
5	<b>BORQUAYE Bernice (GHA)</b>	0	*1	2	*3	5	*7	7	*9	9	*10	<b>11</b>
	FELIX Sherrice (BAR)	*0	1	*2	3	*3	3	*5	5	*7	8	<b>9</b>

### NOTES

The "Greatest deficit overcome" only applies when the player ends up winning the game.

### LEGEND

**WS** Women's Singles

\* Server



TUE 29 JUL 2014  
17:45

## Match Results

**GUKHOOL Widaad (MRI) 4-2 LULU Anolyn (VAN)**

Game Summary		Match	Game 1	Game 2	Game 3	Game 4	Game 5	Game 6	Game 7
<b>GUKHOOL Widaad</b>	<b>MRI</b>	<b>4</b>	11	11	11	9	11	11	
<b>LULU Anolyn</b>	<b>VAN</b>	<b>2</b>	6	8	13	11	7	9	
Duration:		<b>37min</b>	5 min	4 min	6 min	5 min	4 min	6 min	

Match No : WS54 Table : 4

Umpires : COCHRANE Dave (ENG) FRASER Margot (ENG)

Player Statistics	GUKHOOL Widaad (MRI)								LULU Anolyn (VAN)							
	Game							Match	Game							Match
	1	2	3	4	5	6	7		1	2	3	4	5	6	7	
Points won	11	11	11	9	11	11		<b>64</b>	6	8	13	11	7	9		<b>54</b>
Biggest lead	5	6	1	1	5	3		<b>6</b>	-	-	3	4	-	1		<b>4</b>
Points won on own serve	7	6	7	6	7	7		<b>40</b>	4	5	8	6	4	6		<b>33</b>
Points lost on own serve	2	3	5	4	3	3		<b>20</b>	4	5	4	3	4	4		<b>24</b>
Most consecutive points won	4	3	3	4	5	4		<b>5</b>	2	4	3	5	2	2		<b>5</b>
Greatest deficit overcome	-	-	-	-	-	1		<b>1</b>	-	-	1	1	-	-		<b>1</b>
Handedness/Grip	Right/Shakehand								Right/Shakehand							

### Game Progress

1	<b>GUKHOOL Widaad (MRI)</b>	*0	2	*3	5	*6	7	*8	9	*10	<b>11</b>					
	LULU Anolyn (VAN)	0	*0	1	*1	2	*3	4	*5	6	<b>6</b>					
2	<b>GUKHOOL Widaad (MRI)</b>	0	*1	3	*4	6	*7	8	*10	10	*10	<b>11</b>				
	LULU Anolyn (VAN)	*0	1	*1	2	*2	3	*4	4	*6	8	<b>8</b>				
3	<b>GUKHOOL Widaad (MRI)</b>	*0	1	*1	2	*3	4	*5	7	*8	9	*10	11	*11	11	<b>11</b>
	<b>LULU Anolyn (VAN)</b>	0	*1	3	*4	5	*6	7	*7	8	*9	10	*10	11	*12	<b>13</b>
4	<b>GUKHOOL Widaad (MRI)</b>	0	*0	2	*3	4	*4	4	*6	8	*8	<b>9</b>				
	<b>LULU Anolyn (VAN)</b>	0	2	*2	3	*4	6	*8	8	*8	10	<b>11</b>				
5	<b>GUKHOOL Widaad (MRI)</b>	*0	2	*2	4	*6	7	*8	9	*10	<b>11</b>					
	LULU Anolyn (VAN)	0	*0	2	*2	2	*3	4	*5	6	<b>7</b>					
6	<b>GUKHOOL Widaad (MRI)</b>	0	*1	2	*3	5	*6	7	*8	9	*9	<b>11</b>				
	LULU Anolyn (VAN)	*0	1	*2	3	*3	4	*5	6	*7	9	<b>9</b>				

### NOTES

The "Greatest deficit overcome" only applies when the player ends up winning the game.

### LEGEND

**WS** Women's Singles

\* Server





TUE 29 JUL 2014  
17:45

## Match Results

**MOHAMED Mueena (MDV) 4-1 THAKKAR Sejal Dipan (KEN)**

Game Summary		Match	Game 1	Game 2	Game 3	Game 4	Game 5	Game 6	Game 7
MOHAMED Mueena	MDV	4	6	11	11	11	11		
THAKKAR Sejal Dipan	KEN	1	11	9	9	6	7		
Duration:		24min	4 min	6 min	5 min	4 min	4 min		

Match No : WS55 Table : 3

Umpires : PURCELL Tom (ENG) NEELAKANTA IYER Ganeshan (IND)

Player Statistics	MOHAMED Mueena (MDV)								THAKKAR Sejal Dipan (KEN)							
	Game							Match	Game							Match
	1	2	3	4	5	6	7		1	2	3	4	5	6	7	
Points won	6	11	11	11	11			50	11	9	9	6	7			42
Biggest lead	1	2	3	5	5			5	5	3	2	1	1			5
Points won on own serve	3	5	7	7	5			27	6	4	6	4	4			24
Points lost on own serve	5	4	3	1	3			16	3	6	4	4	6			23
Most consecutive points won	1	4	3	5	4			5	3	3	3	2	2			3
Greatest deficit overcome	-	3	2	1	1			3	1	-	-	-	-			1
Handedness/Grip	Right/Shakehand								Right/Shakehand							

### Game Progress

1	MOHAMED Mueena (MDV)	0	*1	2	*3	4	*4	5	*6	6	6	
	THAKKAR Sejal Dipan (KEN)	*0	1	*2	3	*4	6	*7	8	*10	11	
2	MOHAMED Mueena (MDV)	0	0	*2	2	*3	4	*5	7	*8	10	11
	THAKKAR Sejal Dipan (KEN)	0	*2	2	*4	5	*6	7	*7	8	*8	9
3	MOHAMED Mueena (MDV)	0	*1	2	*2	4	*5	7	*8	9	*10	11
	THAKKAR Sejal Dipan (KEN)	*0	1	*2	4	*4	5	*5	6	*7	8	9
4	MOHAMED Mueena (MDV)	0	1	*3	5	*5	7	*8	9	*10	11	
	THAKKAR Sejal Dipan (KEN)	0	*1	1	*1	3	*3	4	*5	6	6	
5	MOHAMED Mueena (MDV)	0	*1	2	*3	4	*6	8	*9	10	11	
	THAKKAR Sejal Dipan (KEN)	*0	1	*2	3	*4	4	*4	5	*6	7	

### NOTES

The "Greatest deficit overcome" only applies when the player ends up winning the game.

### LEGEND

WS Women's Singles

\* Server



## Match Results

**LULU Anolyn (VAN) 4-3 MOHAMED Mueena (MDV)**

Game Summary		Match	Game 1	Game 2	Game 3	Game 4	Game 5	Game 6	Game 7
LULU Anolyn	VAN	4	8	12	11	11	12	5	11
MOHAMED Mueena	MDV	3	11	10	6	8	14	11	3
Duration:		37min	4 min	5 min	4 min	5 min	6 min	4 min	4 min

Match No : WS64 Table : 4

Umpires : DZIOBA Greg (CAN) ARINYE Cecilia (NGR)

Player Statistics	LULU Anolyn (VAN)								Match	MOHAMED Mueena (MDV)								Match
	Game							Match		Game							Match	
	1	2	3	4	5	6	7			1	2	3	4	5	6	7		
Points won	8	12	11	11	12	5	11	70	11	10	6	8	14	11	3	63		
Biggest lead	-	2	5	4	3	-	8	8	4	2	-	-	2	7	-	7		
Points won on own serve	4	7	7	4	6	3	7	38	5	6	4	3	7	6	2	33		
Points lost on own serve	6	4	2	5	7	5	1	30	4	5	4	6	6	2	4	31		
Most consecutive points won	2	2	3	3	4	3	5	5	2	4	2	3	4	7	1	7		
Greatest deficit overcome	-	2	-	-	-	-	-	2	-	-	-	-	3	-	-	3		
Handedness/Grip	Right/Shakehand									Right/Shakehand								

### Game Progress

1	LULU Anolyn (VAN)	*0	0	*1	2	*3	4	*5	5	*6	8	8						
	MOHAMED Mueena (MDV)	0	*2	3	*4	5	*6	7	*9	10	*10	11						
2	LULU Anolyn (VAN)	0	*1	2	*3	5	*6	6	*6	8	*9	10	*11	12				
	MOHAMED Mueena (MDV)	*0	1	*2	3	*3	4	*6	8	*8	9	*10	10	10				
3	LULU Anolyn (VAN)	*0	2	*3	4	*5	7	*8	9	*10	11							
	MOHAMED Mueena (MDV)	0	*0	1	*2	3	*3	4	*5	6	6							
4	LULU Anolyn (VAN)	0	*2	3	*5	5	*6	6	*7	9	*10	11						
	MOHAMED Mueena (MDV)	0	0	*1	1	*3	4	*6	7	*7	8	8						
5	LULU Anolyn (VAN)	*0	2	*3	4	*4	5	*7	8	*9	9	*10	11	*11	11	*12	12	12
	MOHAMED Mueena (MDV)	0	*0	1	*2	4	*5	5	*6	7	*9	10	*10	11	*12	12	*13	14
6	LULU Anolyn (VAN)	0	*0	0	*0	1	*3	4	*4	5								
	MOHAMED Mueena (MDV)	*0	2	*4	6	*7	7	*8	10	11								
7	LULU Anolyn (VAN)	*0	2	*3	4	*6	8	*9	11									
	MOHAMED Mueena (MDV)	0	*0	1	*2	2	*2	3	3									

### NOTES

The "Greatest deficit overcome" only applies when the player ends up winning the game.

### LEGEND

WS Women's Singles

\* Server



### Match Results

**GU KHOOL Widaad (MRI) 4-0 THAKKAR Sejal Dipan (KEN)**

Game Summary		Match	Game 1	Game 2	Game 3	Game 4	Game 5	Game 6	Game 7
<b>GU KHOOL Widaad</b>	<b>MRI</b>	<b>4</b>	11	11	11	11			
<b>THAKKAR Sejal Dipan</b>	<b>KEN</b>	<b>0</b>	5	7	7	2			
	Duration:	<b>18min</b>	4 min	5 min	4 min	3 min			

Match No : WS65 Table : 3

Umpires : ROBERTS Averil (AUS) GOULDEN David (ENG)

Player Statistics	GU KHOOL Widaad (MRI)								THAKKAR Sejal Dipan (KEN)							
	Game							Match	Game							Match
	1	2	3	4	5	6	7		1	2	3	4	5	6	7	
Points won	11	11	11	11				<b>44</b>	5	7	7	2				<b>21</b>
Biggest lead	6	4	5	9				<b>9</b>	-	1	2	1				<b>2</b>
Points won on own serve	4	8	5	6				<b>23</b>	1	5	4	1				<b>11</b>
Points lost on own serve	4	2	3	1				<b>10</b>	7	3	6	5				<b>21</b>
Most consecutive points won	4	3	5	10				<b>10</b>	2	2	4	1				<b>4</b>
Greatest deficit overcome	-	1	2	1				<b>2</b>	-	-	-	-				<b>-</b>
Handedness/Grip	Right/Shakehand								Right/Shakehand							

#### Game Progress

1	<b>GU KHOOL Widaad (MRI)</b>	0	*2	2	*4	5	*6	8	*10	<b>11</b>
	THAKKAR Sejal Dipan (KEN)	*0	0	*2	2	*3	4	*4	4	<b>5</b>
2	<b>GU KHOOL Widaad (MRI)</b>	*0	1	*2	4	*4	6	*7	8	*9 <b>11</b>
	THAKKAR Sejal Dipan (KEN)	0	*1	2	*2	4	*4	5	*6	7 <b>7</b>
3	<b>GU KHOOL Widaad (MRI)</b>	0	*0	2	*4	5	*7	8	*8	9 <b>11</b>
	THAKKAR Sejal Dipan (KEN)	*0	2	*2	2	*3	3	*4	6	*7 <b>7</b>
4	<b>GU KHOOL Widaad (MRI)</b>	*0	1	*2	4	*6	8	*10	<b>11</b>	
	THAKKAR Sejal Dipan (KEN)	0	*1	2	*2	2	*2	2	<b>2</b>	

#### NOTES

The "Greatest deficit overcome" only applies when the player ends up winning the game.

#### LEGEND

**WS** Women's Singles

\* Server



## Match Results

**LULU Anolyn (VAN) 4-1 THAKKAR Sejal Dipan (KEN)**

Game Summary		Match	Game 1	Game 2	Game 3	Game 4	Game 5	Game 6	Game 7
LULU Anolyn	VAN	4	11	10	11	11	11		
THAKKAR Sejal Dipan	KEN	1	5	12	6	3	4		
Duration:		24min	4 min	7 min	5 min	4 min	5 min		

Match No : WS74 Table : 9

Umpires : SAVVA Andreas (CYP) HO Roger (SIN)

Player Statistics	LULU Anolyn (VAN)								Match	THAKKAR Sejal Dipan (KEN)								Match
	Game									Game								
	1	2	3	4	5	6	7			1	2	3	4	5	6	7		
Points won	11	10	11	11	11				54	5	12	6	3	4				30
Biggest lead	6	1	5	8	7				8	-	4	2	1	1				4
Points won on own serve	5	4	4	7	5				25	2	6	1	2	1				12
Points lost on own serve	3	6	4	0	2				15	6	5	7	4	6				28
Most consecutive points won	5	3	5	6	4				6	2	5	2	1	1				5
Greatest deficit overcome	-	-	2	1	1				2	-	1	-	-	-				1
Handedness/Grip	Right/Shakehand									Right/Shakehand								

### Game Progress

1	LULU Anolyn (VAN)	0	*2	3	*4	5	*6	7	*9	11	THAKKAR Sejal Dipan (KEN)	*0	0	*1	2	*3	4	*5	5	5									
2	LULU Anolyn (VAN)	0	1	*1	1	*3	4	*5	7	*8	9	*10	10	10	10	THAKKAR Sejal Dipan (KEN)	0	*1	3	*5	5	*6	7	*7	8	*9	10	*11	12
3	LULU Anolyn (VAN)	0	*1	1	*3	4	*6	8	*9	10	11	THAKKAR Sejal Dipan (KEN)	0	1	*3	3	*4	4	*4	5	*6	6							
4	LULU Anolyn (VAN)	0	1	*3	5	*6	8	*9	11	THAKKAR Sejal Dipan (KEN)	0	*1	1	*1	2	*2	3	3											
5	LULU Anolyn (VAN)	0	*1	2	*4	5	*7	9	*10	11	THAKKAR Sejal Dipan (KEN)	0	1	*2	2	*3	3	*3	4	4									

### NOTES

The "Greatest deficit overcome" only applies when the player ends up winning the game.

### LEGEND

WS Women's Singles

\* Server



## Match Results

**GUKHOOL Widaad (MRI) 4-1 MOHAMED Mueena (MDV)**

Game Summary		Match	Game 1	Game 2	Game 3	Game 4	Game 5	Game 6	Game 7
<b>GUKHOOL Widaad</b>	<b>MRI</b>	<b>4</b>	11	11	11	2	11		
<b>MOHAMED Mueena</b>	<b>MDV</b>	<b>1</b>	3	3	3	11	9		
Duration:		<b>21 min</b>	3 min	4 min	3 min	3 min	5 min		

Match No : WS75 Table : 10

Umpires : SRINIVASAN Sridhar (IND) BROWN David (ENG)

Player Statistics	GUKHOOL Widaad (MRI)								MOHAMED Mueena (MDV)							
	Game							Match	Game							Match
	1	2	3	4	5	6	7		1	2	3	4	5	6	7	
Points won	11	11	11	2	11			<b>46</b>	3	3	3	11	9			<b>29</b>
Biggest lead	8	8	8	-	2			<b>8</b>	-	-	-	10	1			<b>10</b>
Points won on own serve	6	6	8	2	6			<b>28</b>	1	3	3	7	5			<b>19</b>
Points lost on own serve	2	0	0	4	4			<b>10</b>	5	5	3	0	5			<b>18</b>
Most consecutive points won	4	8	6	2	2			<b>8</b>	1	2	2	10	2			<b>10</b>
Greatest deficit overcome	-	-	-	-	1			<b>1</b>	-	-	-	-	-			<b>-</b>
Handedness/Grip	Right/Shakehand								Right/Shakehand							

### Game Progress

1	<b>GUKHOOL Widaad (MRI)</b>	*0	1	*3	4	*6	8	*9	<b>11</b>							
	MOHAMED Mueena (MDV)	0	*1	1	*2	2	*2	3	<b>3</b>							
2	<b>GUKHOOL Widaad (MRI)</b>	0	*2	4	*6	8	*8	10	<b>11</b>							
	MOHAMED Mueena (MDV)	*0	0	*0	0	*0	2	*2	<b>3</b>							
3	<b>GUKHOOL Widaad (MRI)</b>	*0	2	*3	5	*7	9	*9	<b>11</b>							
	MOHAMED Mueena (MDV)	0	*0	1	*1	1	*1	3	<b>3</b>							
4	<b>GUKHOOL Widaad (MRI)</b>	0	*0	0	*0	0	*0	2	<b>2</b>							
	<b>MOHAMED Mueena (MDV)</b>	*0	2	*4	6	*8	10	*10	<b>11</b>							
5	<b>GUKHOOL Widaad (MRI)</b>	*0	1	*2	4	*5	5	*6	8	*9	10	<b>11</b>				
	MOHAMED Mueena (MDV)	0	*1	2	*2	3	*5	6	*6	7	*8	<b>9</b>				

### NOTES

The "Greatest deficit overcome" only applies when the player ends up winning the game.

### LEGEND

**WS** Women's Singles

\* Server

The match went to expedite mode



## Match Results

**AKPAN Cecilia (NGR) 4-0 FLAWS Lynda (SCO)**

Game Summary		Match	Game 1	Game 2	Game 3	Game 4	Game 5	Game 6	Game 7
AKPAN Cecilia	NGR	4	11	11	11	11			
FLAWS Lynda	SCO	0	3	7	5	7			
Duration:		20min	3 min	6 min	6 min	6 min			

Match No : WS77 Table : 2

Umpires : NEELAKANTA IYER Ganeshan (IND) TAN Corelle (SIN)

Player Statistics	AKPAN Cecilia (NGR)							Match	FLAWS Lynda (SCO)							Match
	Game								Game							
	1	2	3	4	5	6	7		1	2	3	4	5	6	7	
Points won	11	11	11	11				44	3	7	5	7				22
Biggest lead	8	5	6	4				8	-	-	-	1				1
Points won on own serve	7	5	4	5				21	2	4	2	3				11
Points lost on own serve	1	3	3	3				10	4	5	6	6				21
Most consecutive points won	4	3	4	4				4	1	2	1	3				3
Greatest deficit overcome	-	-	-	1				1	-	-	-	-				-
Handedness/Grip	Right/Shakehand								Right/Shakehand							

### Game Progress

1	AKPAN Cecilia (NGR)	*0	2	*3	5	*7	8	*9	11		
	FLAWS Lynda (SCO)	0	*0	1	*1	1	*2	3	3		
2	AKPAN Cecilia (NGR)	0	*2	3	*4	5	*6	8	*9	10	11
	FLAWS Lynda (SCO)	0	0	*1	2	*3	4	*4	5	*6	7
3	AKPAN Cecilia (NGR)	0	2	*4	5	*6	7	*9	10	11	
	FLAWS Lynda (SCO)	0	*0	0	*1	2	*3	3	*4	5	
4	AKPAN Cecilia (NGR)	0	*1	2	*4	5	*5	6	*8	10	11
	FLAWS Lynda (SCO)	0	1	*2	2	*3	5	*6	6	*6	7

### NOTES

The "Greatest deficit overcome" only applies when the player ends up winning the game.

### LEGEND

WS Women's Singles

\* Server



## Match Results

**MOGEY Amanda (NIR) 4-0 GUO Betty (CAN)**

Game Summary		Match	Game 1	Game 2	Game 3	Game 4	Game 5	Game 6	Game 7
MOGEY Amanda	NIR	4	11	11	11	11			
GUO Betty	CAN	0	9	4	8	8			
Duration:		23min	6 min	4 min	5 min	6 min			

Match No : WS82 Table : 1

Umpires : TONGE Karen (ENG) BROWN C (SCO)

Player Statistics	MOGEY Amanda (NIR)								GUO Betty (CAN)								
	Game							Match	Game							Match	
	1	2	3	4	5	6	7		1	2	3	4	5	6	7		
Points won	11	11	11	11				44	9	4	8	8					29
Biggest lead	2	7	5	5				7	2	-	-	-					2
Points won on own serve	5	5	7	5				22	4	2	5	4					15
Points lost on own serve	5	2	3	4				14	6	6	4	5					21
Most consecutive points won	3	7	5	3				7	2	2	3	3					3
Greatest deficit overcome	2	-	-	-				2	-	-	-	-					-
Handedness/Grip	Right/Shakehand								Right/Shakehand								

### Game Progress

1	MOGEY Amanda (NIR)	*0	1	*1	2	*4	5	*5	6	*8	9	11
	GUO Betty (CAN)	0	*1	3	*4	4	*5	7	*8	8	*9	9
2	MOGEY Amanda (NIR)	0	*2	4	*6	7	*8	9	*10	11		
	GUO Betty (CAN)	*0	0	*0	0	*1	2	*3	4	4		
3	MOGEY Amanda (NIR)	*0	2	*4	5	*6	7	*7	8	*8	10	11
	GUO Betty (CAN)	0	*0	0	*1	2	*3	5	*6	8	*8	8
4	MOGEY Amanda (NIR)	0	*2	3	*5	6	*7	8	*9	10	*10	11
	GUO Betty (CAN)	0	0	*1	1	*2	3	*4	5	*6	8	8

### NOTES

The "Greatest deficit overcome" only applies when the player ends up winning the game.

### LEGEND

WS Women's Singles

\* Server



## Match Results

**YANG Annie (NZL) 4-0 MORGAN Dawn (GGY)**

Game Summary		Match	Game 1	Game 2	Game 3	Game 4	Game 5	Game 6	Game 7
YANG Annie	NZL	4	11	11	11	11			
MORGAN Dawn	GGY	0	7	2	6	6			
Duration:		17min	4 min	3 min	4 min	4 min			

Match No : WS85 Table : 4

Umpires : CHAN Gregory (CAN) CLAXTON Roy (SCO)

Player Statistics	YANG Annie (NZL)								MORGAN Dawn (GGY)								
	Game							Match	Game							Match	
	1	2	3	4	5	6	7		1	2	3	4	5	6	7		
Points won	11	11	11	11				44	7	2	6	6					21
Biggest lead	6	9	5	5				9	1	-	1	1					1
Points won on own serve	4	7	5	7				23	3	2	2	4					11
Points lost on own serve	4	0	3	2				9	7	4	6	4					21
Most consecutive points won	4	9	4	5				9	3	2	1	3					3
Greatest deficit overcome	1	-	1	1				1	-	-	-	-					-
Handedness/Grip	Left/Penholder								Right/Shakehand								

### Game Progress

1	YANG Annie (NZL)	0	*1	2	*4	5	*7	9	*10	10	11
	MORGAN Dawn (GGY)	*0	1	*2	2	*3	3	*3	4	*6	7
2	YANG Annie (NZL)	*0	2	*2	4	*6	8	*10	11		
	MORGAN Dawn (GGY)	0	*0	2	*2	2	*2	2	2		
3	YANG Annie (NZL)	0	*1	2	*3	4	*6	7	*8	10	11
	MORGAN Dawn (GGY)	0	1	*2	3	*4	4	*5	6	*6	6
4	YANG Annie (NZL)	*0	1	*3	5	*5	6	*7	9	*10	11
	MORGAN Dawn (GGY)	0	*1	1	*1	3	*4	5	*5	6	6

### NOTES

The "Greatest deficit overcome" only applies when the player ends up winning the game.

### LEGEND

WS Women's Singles

\* Server





## Match Results

**PHILLIPS Megan (WAL) 4-3 EDGHILL Chelsea (GUY)**

Game Summary		Match	Game 1	Game 2	Game 3	Game 4	Game 5	Game 6	Game 7
PHILLIPS Megan	WAL	4	11	10	14	6	10	11	11
EDGHILL Chelsea	GUY	3	6	12	12	11	12	7	7
Duration:		49min	4 min	6 min	10 min	5 min	7 min	6 min	6 min

Match No : WS90 Table : 9

Umpires : ARINYE Cecilia (NGR) GOUGH David (ENG)

Player Statistics	PHILLIPS Megan (WAL)								EDGHILL Chelsea (GUY)							
	Game							Match	Game							Match
	1	2	3	4	5	6	7		1	2	3	4	5	6	7	
Points won	11	10	14	6	10	11	11	73	6	12	12	11	12	7	7	67
Biggest lead	5	-	2	1	2	4	4	5	3	6	5	6	2	-	1	6
Points won on own serve	6	5	8	3	7	7	6	42	4	6	7	5	8	4	5	39
Points lost on own serve	2	6	5	6	4	3	2	28	5	5	5	3	3	4	5	30
Most consecutive points won	8	4	4	2	4	3	3	8	2	4	6	5	4	3	2	6
Greatest deficit overcome	3	-	5	-	-	-	1	5	-	-	-	1	2	-	-	2
Handedness/Grip	Left/Shakehand								Right/Shakehand							

### Game Progress

1	PHILLIPS Megan (WAL)	0	*1	2	*2	3	*4	6	*8	10	11							
	EDGHILL Chelsea (GUY)	*0	1	*2	4	*5	6	*6	6	*6	6							
2	PHILLIPS Megan (WAL)	*0	0	*2	2	*2	3	*3	5	*6	8	*10	10	10				
	EDGHILL Chelsea (GUY)	0	*2	2	*4	6	*7	9	*9	10	*10	10	*11	12				
3	PHILLIPS Megan (WAL)	0	*1	1	*1	2	*3	5	*6	8	*9	10	*11	11	*11	12	*13	14
	EDGHILL Chelsea (GUY)	0	1	*3	5	*6	7	*7	8	*8	9	*10	10	*11	12	*12	12	12
4	PHILLIPS Megan (WAL)	*0	1	*2	3	*3	4	*4	4	*6	6							
	EDGHILL Chelsea (GUY)	0	*1	2	*3	5	*6	8	*10	10	11							
5	PHILLIPS Megan (WAL)	0	*0	2	*3	4	*4	6	*8	8	*8	10	*10	10				
	EDGHILL Chelsea (GUY)	*0	2	*2	3	*4	6	*6	6	*8	10	*10	11	12				
6	PHILLIPS Megan (WAL)	*0	2	*3	3	*5	6	*7	9	*9	11							
	EDGHILL Chelsea (GUY)	0	*0	1	*3	3	*4	5	*5	7	7							
7	PHILLIPS Megan (WAL)	0	*1	2	*3	4	*5	7	*8	10	11							
	EDGHILL Chelsea (GUY)	*0	1	*2	3	*4	5	*5	6	*6	7							

### NOTES

The "Greatest deficit overcome" only applies when the player ends up winning the game.

### LEGEND

WS Women's Singles

\* Server



## Match Results

**EDEM Offiong (NGR) 4-1 CLARE Shenique (JAM)**

Game Summary		Match	Game 1	Game 2	Game 3	Game 4	Game 5	Game 6	Game 7
EDEM Offiong	NGR	4	10	11	11	11	11		
CLARE Shenique	JAM	1	12	9	5	8	7		
Duration:		22min	4 min	4 min	3 min	4 min	4 min		

Match No : WS93 Table : 10

Umpires : GOULDEN David (ENG) HIGGINS Peter (WAL)

Player Statistics	EDEM Offiong (NGR)								Match	CLARE Shenique (JAM)								Match
	Game							Match		Game							Match	
	1	2	3	4	5	6	7			1	2	3	4	5	6	7		
Points won	10	11	11	11	11				54	12	9	5	8	7				41
Biggest lead	2	2	6	3	4				6	3	2	-	3	1				3
Points won on own serve	6	7	7	6	6				32	7	6	4	5	3				25
Points lost on own serve	5	3	1	3	3				15	4	4	4	5	5				22
Most consecutive points won	4	3	3	4	4				4	5	2	1	3	2				5
Greatest deficit overcome	-	2	-	3	1				3	2	-	-	-	-				2
Handedness/Grip	/Shakehand									/Shakehand								

### Game Progress

1	EDEM Offiong (NGR)	*0	2	*2	2	*3	4	*5	6	*7	9	*10	10	10
	CLARE Shenique (JAM)	0	*0	2	*4	5	*6	7	*8	9	*9	10	*11	12
2	EDEM Offiong (NGR)	0	*0	2	*3	4	*5	6	*7	8	*9	11		
	CLARE Shenique (JAM)	*0	2	*2	3	*4	5	*6	7	*8	9	9		
3	EDEM Offiong (NGR)	*0	2	*3	4	*5	7	*8	10	11				
	CLARE Shenique (JAM)	0	*0	1	*2	3	*3	4	*4	5				
4	EDEM Offiong (NGR)	0	*0	1	*3	4	*4	6	*7	8	*10	11		
	CLARE Shenique (JAM)	*0	2	*3	3	*4	6	*6	7	*8	8	8		
5	EDEM Offiong (NGR)	0	1	*3	4	*5	6	*6	7	*9	11			
	CLARE Shenique (JAM)	0	*1	1	*2	3	*4	6	*7	7	7			

### NOTES

The "Greatest deficit overcome" only applies when the player ends up winning the game.

### LEGEND

WS Women's Singles

\* Server



## Match Results

**GIVAN Ashley (NIR) 4-0 LOWE Trenace (GUY)**

Game Summary		Match	Game 1	Game 2	Game 3	Game 4	Game 5	Game 6	Game 7
<b>GIVAN Ashley</b>	NIR	<b>4</b>	11	11	11	11			
LOWE Trenace	GUY	<b>0</b>	7	8	7	3			
Duration:		<b>20min</b>	5 min	5 min	5 min	3 min			

Match No : WS98 Table : 8

Umpires : CURTIS Neil (ENG) TITUS Denver (RSA)

Player Statistics	GIVAN Ashley (NIR)								Match	LOWE Trenace (GUY)								Match
	Game							Match		Game							Match	
	1	2	3	4	5	6	7			1	2	3	4	5	6	7		
Points won	11	11	11	11					<b>44</b>	7	8	7	3					<b>25</b>
Biggest lead	4	4	4	9					<b>9</b>	1	-	2	-					<b>2</b>
Points won on own serve	5	7	7	6					<b>25</b>	4	5	6	1					<b>16</b>
Points lost on own serve	3	3	1	2					<b>9</b>	6	4	4	5					<b>19</b>
Most consecutive points won	5	4	6	9					<b>9</b>	3	4	2	2					<b>4</b>
Greatest deficit overcome	1	-	2	-					<b>2</b>	-	-	-	-					<b>-</b>
Handedness/Grip	Right/Shakehand									Left/Shakehand								

### Game Progress

1	<b>GIVAN Ashley (NIR)</b>	0	*1	2	*3	5	*7	8	*8	9	<b>11</b>
	LOWE Trenace (GUY)	*0	1	*2	3	*3	3	*4	6	*7	<b>7</b>
2	<b>GIVAN Ashley (NIR)</b>	*0	2	*3	4	*4	6	*8	8	*8	<b>11</b>
	LOWE Trenace (GUY)	0	*0	1	*2	4	*4	4	*6	8	*8
3	<b>GIVAN Ashley (NIR)</b>	0	*0	1	*2	4	*4	6	*8	10	<b>11</b>
	LOWE Trenace (GUY)	*0	2	*3	4	*4	6	*6	6	*6	<b>7</b>
4	<b>GIVAN Ashley (NIR)</b>	*0	2	*4	6	*8	9	*10	<b>11</b>		
	LOWE Trenace (GUY)	0	*0	0	*0	0	*1	2	<b>3</b>		

### NOTES

The "Greatest deficit overcome" only applies when the player ends up winning the game.

### LEGEND

**WS** Women's Singles

\* Server



### Match Results

**LOVERIDGE Alice (GGY) 4-2 GUKHOOL Widaad (MRI)**

Game Summary		Match	Game 1	Game 2	Game 3	Game 4	Game 5	Game 6	Game 7
<b>LOVERIDGE Alice</b>	<b>GGY</b>	<b>4</b>	11	9	11	11	8	11	
<b>GUKHOOL Widaad</b>	<b>MRI</b>	<b>2</b>	7	11	9	8	11	5	
Duration:		<b>32min</b>	4 min	5 min	6 min	5 min	5 min	4 min	

Match No : WS101 Table : 5

Umpires : HOPKINS Alan (AUS) KNOWLES Kathleen (SCO)

Player Statistics	LOVERIDGE Alice (GGY)								GUKHOOL Widaad (MRI)							
	Game							Match	Game							Match
	1	2	3	4	5	6	7		1	2	3	4	5	6	7	
Points won	11	9	11	11	8	11		<b>61</b>	7	11	9	8	11	5		<b>51</b>
Biggest lead	6	3	2	3	1	6		<b>6</b>	1	2	3	2	4	-		<b>4</b>
Points won on own serve	4	6	7	5	5	5		<b>32</b>	3	7	6	3	7	2		<b>28</b>
Points lost on own serve	4	4	3	5	4	3		<b>23</b>	7	3	4	6	3	6		<b>29</b>
Most consecutive points won	5	3	3	2	2	3		<b>5</b>	3	4	3	2	5	2		<b>5</b>
Greatest deficit overcome	1	-	3	2	-	-		<b>3</b>	-	3	-	-	1	-		<b>3</b>
Handedness/Grip	Right/Shakehand								Right/Shakehand							

#### Game Progress

1	<b>LOVERIDGE Alice (GGY)</b>	0	*1	2	*4	5	*7	9	*10	10	<b>11</b>
	GUKHOOL Widaad (MRI)	*0	1	*2	2	*3	3	*3	4	*6	<b>7</b>
2	<b>LOVERIDGE Alice (GGY)</b>	*0	2	*3	4	*4	5	*6	6	*7	<b>9</b>
	<b>GUKHOOL Widaad (MRI)</b>	0	*0	1	*2	4	*5	6	*8	9	<b>11</b>
3	<b>LOVERIDGE Alice (GGY)</b>	0	*1	2	*2	3	*4	6	*7	8	<b>11</b>
	GUKHOOL Widaad (MRI)	*0	1	*2	4	*5	6	*6	7	*8	<b>9</b>
4	<b>LOVERIDGE Alice (GGY)</b>	*0	0	*2	3	*4	5	*6	8	*9	<b>11</b>
	GUKHOOL Widaad (MRI)	0	*2	2	*3	4	*5	6	*6	7	<b>8</b>
5	<b>LOVERIDGE Alice (GGY)</b>	0	*1	1	*1	3	*3	5	*6	7	<b>8</b>
	<b>GUKHOOL Widaad (MRI)</b>	*0	1	*3	5	*5	7	*7	8	*9	<b>11</b>
6	<b>LOVERIDGE Alice (GGY)</b>	*0	2	*3	4	*5	6	*8	9	<b>11</b>	
	GUKHOOL Widaad (MRI)	0	*0	1	*2	3	*4	4	*5	<b>5</b>	

#### NOTES

The "Greatest deficit overcome" only applies when the player ends up winning the game.

#### LEGEND

**WS** Women's Singles

\* Server



Match Results

**REVISED**  
30 JUL 21:26

**FENG Tianwei (SIN) 4-0 AKPAN Cecilia (NGR)**

Game Summary		Match	Game 1	Game 2	Game 3	Game 4	Game 5	Game 6	Game 7
<b>FENG Tianwei</b>	SIN	<b>4</b>	11	11	11	11			
<b>AKPAN Cecilia</b>	NGR	<b>0</b>	9	9	5	4			
Duration:		<b>19min</b>	5 min	5 min	4 min	4 min			

Match No : WS108 Table : 9

Umpires : NEELAKANTA IYER Ganeshan (IND) TAN Corelle (SIN)

Player Statistics	FENG Tianwei (SIN)								AKPAN Cecilia (NGR)							
	Game							Match	Game							Match
	1	2	3	4	5	6	7		1	2	3	4	5	6	7	
Points won	11	11	11	11				<b>44</b>	9	9	5	4	5	6	7	<b>27</b>
Biggest lead	2	4	7	7				<b>7</b>	2	2	-	-				<b>2</b>
Points won on own serve	8	7	7	6				<b>28</b>	7	4	4	2				<b>17</b>
Points lost on own serve	2	3	1	2				<b>8</b>	3	4	4	5				<b>16</b>
Most consecutive points won	3	5	4	5				<b>5</b>	3	4	2	3				<b>4</b>
Greatest deficit overcome	2	2	-	-				<b>2</b>	-	-	-	-				<b>-</b>
Handedness/Grip	Right/Shakehand								Right/Shakehand							

Game Progress

1	<b>FENG Tianwei (SIN)</b>	0	*1	2	*2	4	*5	6	*7	9	*9	<b>11</b>
	AKPAN Cecilia (NGR)	*0	1	*2	4	*4	5	*6	7	*7	9	<b>9</b>
2	<b>FENG Tianwei (SIN)</b>	*0	2	*2	2	*4	6	*6	7	*9	9	<b>11</b>
	AKPAN Cecilia (NGR)	0	*0	2	*4	4	*4	6	*7	7	*9	<b>9</b>
3	<b>FENG Tianwei (SIN)</b>	0	*2	4	*4	6	*7	9	*10	<b>11</b>		
	AKPAN Cecilia (NGR)	*0	0	*0	2	*2	3	*3	4	<b>5</b>		
4	<b>FENG Tianwei (SIN)</b>	*0	2	*4	5	*5	7	*9	10	<b>11</b>		
	AKPAN Cecilia (NGR)	0	*0	0	*1	3	*3	3	*4	<b>4</b>		

NOTES

The "Greatest deficit overcome" only applies when the player ends up winning the game.

LEGEND

WS Women's Singles

\* Server



## Match Results

**DEDERKO Zhenhua (AUS) 4-3 CAREY Charlotte (WAL)**

Game Summary		Match	Game 1	Game 2	Game 3	Game 4	Game 5	Game 6	Game 7
DEDERKO Zhenhua	AUS	4	11	9	11	8	11	7	11
CAREY Charlotte	WAL	3	1	11	8	11	8	11	7
Duration:		46min	3 min	6 min	6 min	6 min	6 min	6 min	8 min

Match No : WS109 Table : 1

Umpires : le PAGE Tim (GGY) SRINIVASAN Sridhar (IND)

Player Statistics	DEDERKO Zhenhua (AUS)								CAREY Charlotte (WAL)							
	Game							Match	Game							Match
	1	2	3	4	5	6	7		1	2	3	4	5	6	7	
Points won	11	9	11	8	11	7	11	68	1	11	8	11	8	11	7	57
Biggest lead	10	3	3	-	3	-	4	10	-	2	2	5	2	5	3	5
Points won on own serve	6	6	6	4	6	3	6	37	1	7	4	6	4	6	3	31
Points lost on own serve	0	4	4	5	4	5	4	26	5	3	5	4	5	4	5	31
Most consecutive points won	8	3	3	3	3	2	7	8	1	4	4	4	2	4	3	4
Greatest deficit overcome	-	-	2	-	2	-	3	3	-	3	-	-	-	-	-	3
Handedness/Grip	Right/Shakehand								Left/Shakehand							

### Game Progress

1	DEDERKO Zhenhua (AUS)	*0	2	*3	5	*7	9	11								
	CAREY Charlotte (WAL)	0	*0	1	*1	1	*1	1								
2	DEDERKO Zhenhua (AUS)	0	*1	3	*4	5	*5	6	*6	7	*8	9				
	CAREY Charlotte (WAL)	*0	1	*1	2	*3	5	*6	8	*9	10	*11				
3	DEDERKO Zhenhua (AUS)	*0	2	*3	3	*3	5	*6	7	*9	10	*11				
	CAREY Charlotte (WAL)	0	*0	1	*3	5	*5	6	*7	7	*8	8				
4	DEDERKO Zhenhua (AUS)	0	*0	1	*1	2	*4	5	*6	7	*8	8				
	CAREY Charlotte (WAL)	*0	2	*3	5	*6	6	*7	8	*9	10	*11				
5	DEDERKO Zhenhua (AUS)	*0	1	*1	3	*4	5	*7	8	*9	10	*11				
	CAREY Charlotte (WAL)	0	*1	3	*3	4	*5	5	*6	7	*8	8				
6	DEDERKO Zhenhua (AUS)	0	*0	1	*2	3	*4	4	*5	6	7					
	CAREY Charlotte (WAL)	*0	2	*3	4	*5	6	*8	9	*10	*11					
7	DEDERKO Zhenhua (AUS)	*0	0	*1	3	*3	4	*6	8	*10	*11					
	CAREY Charlotte (WAL)	0	*2	3	*3	5	*6	6	*6	6	7					

### NOTES

The "Greatest deficit overcome" only applies when the player ends up winning the game.

### LEGEND

WS Women's Singles

\* Server



## Match Results

**LEE WEI Beh (MAS) 4-0 EDWARDS Aleena (TTO)**

Game Summary		Match	Game 1	Game 2	Game 3	Game 4	Game 5	Game 6	Game 7
LEE WEI Beh	MAS	4	11	11	11	11			
EDWARDS Aleena	TTO	0	4	4	6	4			
Duration:		16min	3 min	4 min	4 min	4 min			

Match No : WS110 Table : 8

Umpires : CHAY Winnie (SIN) COCHRANE Dave (ENG)

Player Statistics	LEE WEI Beh (MAS)								EDWARDS Aleena (TTO)								
	Game							Match	Game							Match	
	1	2	3	4	5	6	7		1	2	3	4	5	6	7		
Points won	11	11	11	11				44	4	4	6	4	5	6			18
Biggest lead	7	7	7	7				7	-	-	-	1					1
Points won on own serve	6	7	6	4				23	2	4	3	1					10
Points lost on own serve	2	0	3	3				8	5	4	5	7					21
Most consecutive points won	6	6	5	4				6	2	2	2	1					2
Greatest deficit overcome	-	-	-	1				1	-	-	-	-					-
Handedness/Grip	Right/Shakehand								Right/Shakehand								

### Game Progress

1	LEE WEI Beh (MAS)	*0	2	*3	4	*5	6	*8	10	11	
	EDWARDS Aleena (TTO)	0	*0	1	*2	3	*4	4	*4	4	
2	LEE WEI Beh (MAS)	0	*1	3	*5	7	*7	9	*10	11	
	EDWARDS Aleena (TTO)	*0	1	*1	1	*1	3	*3	4	4	
3	LEE WEI Beh (MAS)	*0	2	*4	5	*7	8	*9	10	*10	11
	EDWARDS Aleena (TTO)	0	*0	0	*1	1	*2	3	*4	6	6
4	LEE WEI Beh (MAS)	0	*1	2	*4	5	*7	8	*10	11	
	EDWARDS Aleena (TTO)	*0	1	*2	2	*3	3	*4	4	4	

### NOTES

The "Greatest deficit overcome" only applies when the player ends up winning the game.

### LEGEND

WS Women's Singles

\* Server



## Match Results

LI Chunli (NZL) 4-0 MOGEY Amanda (NIR)

Game Summary		Match	Game 1	Game 2	Game 3	Game 4	Game 5	Game 6	Game 7
LI Chunli	NZL	4	11	11	11	12			
MOGEY Amanda	NIR	0	2	3	4	10			
Duration:		23min	4 min	4 min	5 min	7 min			

Match No : WS111 Table : 5

Umpires : GOULDEN David (ENG) HIGGINS Peter (WAL)

Player Statistics	LI Chunli (NZL)								MOGEY Amanda (NIR)							
	Game							Match	Game							Match
	1	2	3	4	5	6	7		1	2	3	4	5	6	7	
Points won	11	11	11	12				45	2	3	4	10				19
Biggest lead	9	8	7	2				9	-	-	-	5				5
Points won on own serve	5	7	5	6				23	1	2	2	5				10
Points lost on own serve	1	1	2	5				9	6	4	6	6				22
Most consecutive points won	4	5	5	7				7	1	1	1	6				6
Greatest deficit overcome	-	-	-	5				5	-	-	-	-				-
Handedness/Grip	Right/Penholder								Right/Shakehand							

### Game Progress

1	LI Chunli (NZL)	0	*2	3	*5	7	*8	10	11							
	MOGEY Amanda (NIR)	*0	0	*1	1	*1	2	*2	2							
2	LI Chunli (NZL)	*0	2	*3	4	*6	8	*9	11							
	MOGEY Amanda (NIR)	0	*0	1	*2	2	*2	3	3							
3	LI Chunli (NZL)	0	*2	3	*4	5	*6	8	*10	11						
	MOGEY Amanda (NIR)	*0	0	*1	2	*3	4	*4	4	4						
4	LI Chunli (NZL)	*0	1	*2	2	*2	3	*4	5	*6	8	*10	11	12		
	MOGEY Amanda (NIR)	0	*1	2	*4	6	*7	8	*9	10	*10	10	*10	10		

### NOTES

The "Greatest deficit overcome" only applies when the player ends up winning the game.

### LEGEND

WS Women's Singles

\* Server





## Match Results

**BATRA Manika (IND) 4-0 YANG Annie (NZL)**

Game Summary		Match	Game 1	Game 2	Game 3	Game 4	Game 5	Game 6	Game 7
<b>BATRA Manika</b>	IND	<b>4</b>	11	11	11	11			
<b>YANG Annie</b>	NZL	<b>0</b>	5	3	6	6			
Duration:		<b>21min</b>	4 min	4 min	5 min	5 min			

Match No : WS112 Table : 2

Umpires : PETERS John (NGR) JACKSON Brian (ENG)

Player Statistics	BATRA Manika (IND)								YANG Annie (NZL)							
	Game							Match	Game							Match
	1	2	3	4	5	6	7		1	2	3	4	5	6	7	
Points won	11	11	11	11				<b>44</b>	5	3	6	6				<b>20</b>
Biggest lead	6	8	5	6				<b>8</b>	1	1	-	1				<b>1</b>
Points won on own serve	8	7	6	7				<b>28</b>	5	2	4	4				<b>15</b>
Points lost on own serve	0	1	2	2				<b>5</b>	3	4	5	4				<b>16</b>
Most consecutive points won	3	7	3	6				<b>7</b>	2	2	3	2				<b>3</b>
Greatest deficit overcome	1	1	-	1				<b>1</b>	-	-	-	-				<b>-</b>
Handedness/Grip	Right/Shakehand								Left/Penholder							

### Game Progress

1	<b>BATRA Manika (IND)</b>	0	*1	3	*4	6	*6	8	*9	<b>11</b>	
	YANG Annie (NZL)	*0	1	*1	2	*2	4	*4	5	<b>5</b>	
2	<b>BATRA Manika (IND)</b>	*0	1	*2	4	*5	7	*9	<b>11</b>		
	YANG Annie (NZL)	0	*1	2	*2	3	*3	3	<b>3</b>		
3	<b>BATRA Manika (IND)</b>	0	*2	3	*5	6	*6	8	*8	10	<b>11</b>
	YANG Annie (NZL)	*0	0	*1	1	*2	4	*4	6	*6	<b>6</b>
4	<b>BATRA Manika (IND)</b>	*0	1	*2	3	*5	7	*8	10	*10	<b>11</b>
	YANG Annie (NZL)	0	*1	2	*3	3	*3	4	*4	6	<b>6</b>

### NOTES

The "Greatest deficit overcome" only applies when the player ends up winning the game.

### LEGEND

**WS** Women's Singles

\* Server



## Match Results

**LUO Anqi (CAN) 4-3 ZHANG Ziyu (AUS)**

Game Summary		Match	Game 1	Game 2	Game 3	Game 4	Game 5	Game 6	Game 7
LUO Anqi	CAN	4	6	11	11	12	4	8	11
ZHANG Ziyu	AUS	3	11	5	9	10	11	11	5
Duration:		44min	5 min	4 min	6 min	7 min	4 min	6 min	5 min

Match No : WS113 Table : 8

Umpires : FRASER Margot (ENG) CHAY Winnie (SIN)

Player Statistics	LUO Anqi (CAN)								Match	ZHANG Ziyu (AUS)								Match
	Game							Match		Game							Match	
	1	2	3	4	5	6	7			1	2	3	4	5	6	7		
Points won	6	11	11	12	4	8	11	63	11	5	9	10	11	11	5	62		
Biggest lead	-	7	2	2	-	2	6	7	6	-	1	6	7	3	1	7		
Points won on own serve	2	7	6	6	3	3	5	32	4	4	5	4	6	5	2	30		
Points lost on own serve	7	1	4	5	5	6	3	31	4	4	5	6	1	5	6	31		
Most consecutive points won	2	7	3	6	2	3	7	7	5	2	3	4	6	3	5	6		
Greatest deficit overcome	-	-	1	6	-	-	1	6	-	-	-	-	-	2	-	2		
Handedness/Grip	Right/Shakehand									Right/Shakehand								

### Game Progress

1	LUO Anqi (CAN)	*0	0	*1	1	*1	2	*4	5	*6	6						
	ZHANG Ziyu (AUS)	0	*2	3	*5	7	*8	8	*9	10	11						
2	LUO Anqi (CAN)	0	*1	3	*5	7	*8	9	*9	11							
	ZHANG Ziyu (AUS)	*0	1	*1	1	*1	2	*3	5	5							
3	LUO Anqi (CAN)	*0	2	*2	3	*4	5	*6	7	*8	9	11					
	ZHANG Ziyu (AUS)	0	*0	2	*3	4	*5	6	*7	8	*9	9					
4	LUO Anqi (CAN)	0	*1	1	*1	3	*3	3	*5	7	*9	10	*11	12			
	ZHANG Ziyu (AUS)	0	1	*3	5	*5	7	*9	9	*9	9	*10	10	10			
5	LUO Anqi (CAN)	*0	1	*1	2	*3	4	*4	4	4	4						
	ZHANG Ziyu (AUS)	0	*1	3	*4	5	*6	8	*10	11							
6	LUO Anqi (CAN)	0	*1	3	*4	4	*5	6	*7	7	*8	8					
	ZHANG Ziyu (AUS)	*0	1	*1	2	*4	5	*6	7	*9	10	11					
7	LUO Anqi (CAN)	*0	2	*4	4	*4	5	*7	9	11							
	ZHANG Ziyu (AUS)	0	*0	0	*2	4	*5	5	*5	5							

### NOTES

The "Greatest deficit overcome" only applies when the player ends up winning the game.

### LEGEND

WS Women's Singles

\* Server



---

## Match Results

**SIBLEY Kelly (ENG) W/O**    SOCK KHIM Ng (MAS)

Game Summary		Match
SIBLEY Kelly	ENG	W/O
SOCK KHIM Ng	MAS	

Match No : WS114    Table : 9

Umpires : NEELAKANTA IYER Ganeshan (IND)    PURCELL Tom (ENG)

**LEGEND**

**WS**    Women's Singles

**W/O**    Walkover



### Match Results

**LIN Ye (SIN) 4-1 PHILLIPS Megan (WAL)**

Game Summary		Match	Game 1	Game 2	Game 3	Game 4	Game 5	Game 6	Game 7
LIN Ye	SIN	4	11	4	11	11	11		
PHILLIPS Megan	WAL	1	7	11	2	8	3		
Duration:		24min	5 min	4 min	3 min	5 min	4 min		

Match No : WS115 Table : 5

Umpires : ROBERTS Averil (AUS) GOULDEN David (ENG)

Player Statistics	LIN Ye (SIN)								Match	PHILLIPS Megan (WAL)								Match
	Game							Match		Game							Match	
	1	2	3	4	5	6	7			1	2	3	4	5	6	7		
Points won	11	4	11	11	11				48	7	11	2	8	3				31
Biggest lead	4	1	9	4	8				9	1	7	1	1	-				7
Points won on own serve	5	3	5	4	4				21	4	6	1	2	1				14
Points lost on own serve	3	5	1	5	2				16	6	1	6	7	7				27
Most consecutive points won	3	1	10	4	4				10	1	3	1	2	1				3
Greatest deficit overcome	1	-	1	1	-				1	-	1	-	-	-				1
Handedness/Grip	Right/Shakehand									Left/Shakehand								

#### Game Progress

1	LIN Ye (SIN)	0	*1	2	*4	5	*6	8	*9	10	11	
	PHILLIPS Megan (WAL)	*0	1	*2	2	*3	4	*4	5	*6	7	
2	LIN Ye (SIN)	*0	1	*1	2	*2	3	*4	4	4	4	
	PHILLIPS Megan (WAL)	0	*1	3	*4	6	*7	8	*10	11		
3	LIN Ye (SIN)	0	*1	3	*5	7	*9	10	11			
	PHILLIPS Megan (WAL)	*0	1	*1	1	*1	1	*2	2			
4	LIN Ye (SIN)	0	1	*2	4	*6	7	*8	8	*10	10	11
	PHILLIPS Megan (WAL)	0	*1	2	*2	2	*3	4	*6	6	*8	8
5	LIN Ye (SIN)	0	*2	3	*4	6	*8	9	11			
	PHILLIPS Megan (WAL)	*0	0	*1	2	*2	2	*3	3			

#### NOTES

The "Greatest deficit overcome" only applies when the player ends up winning the game.

#### LEGEND

WS Women's Singles

\* Server



## Match Results

**DRINKHALL Joanna (ENG) 4-0 EDEM Offiong (NGR)**

Game Summary		Match	Game 1	Game 2	Game 3	Game 4	Game 5	Game 6	Game 7
DRINKHALL Joanna	ENG	4	11	11	11	11			
EDEM Offiong	NGR	0	6	8	3	8			
Duration:		25min	5 min	6 min	5 min	6 min			

Match No : WS116 Table : 1

Umpires : HO Roger (SIN) DUBEY Atul (IND)

Player Statistics	DRINKHALL Joanna (ENG)							Match	EDEM Offiong (NGR)							Match
	Game								Game							
	1	2	3	4	5	6	7		1	2	3	4	5	6	7	
Points won	11	11	11	11				44	6	8	3	8				25
Biggest lead	5	4	8	3				8	-	-	1	4				4
Points won on own serve	7	7	6	6				26	4	6	1	5				16
Points lost on own serve	2	2	2	3				9	4	4	5	5				18
Most consecutive points won	4	4	8	5				8	3	2	1	4				4
Greatest deficit overcome	-	-	1	4				4	-	-	-	-				-
Handedness/Grip	Right/Shakehand								/Shakehand							

### Game Progress

1	DRINKHALL Joanna (ENG)	*0	2	*3	5	*5	6	*8	9	*10	11	
	EDEM Offiong (NGR)	0	*0	1	*1	3	*4	4	*5	6	6	
2	DRINKHALL Joanna (ENG)	0	*2	4	*5	6	*7	8	*8	10	*10	11
	EDEM Offiong (NGR)	*0	0	*0	1	*2	3	*4	6	*6	8	8
3	DRINKHALL Joanna (ENG)	*0	1	*2	3	*5	7	*9	11			
	EDEM Offiong (NGR)	0	*1	2	*3	3	*3	3	3			
4	DRINKHALL Joanna (ENG)	0	*1	2	*2	2	*4	6	*7	9	*10	11
	EDEM Offiong (NGR)	*0	1	*2	4	*6	6	*6	7	*7	8	8

### NOTES

The "Greatest deficit overcome" only applies when the player ends up winning the game.

### LEGEND

WS Women's Singles \* Server



## Match Results

**OWEN Naomi (WAL) 4-1 CHUNG Rheann (TTO)**

Game Summary		Match	Game 1	Game 2	Game 3	Game 4	Game 5	Game 6	Game 7
OWEN Naomi	WAL	4	11	11	9	11	11		
CHUNG Rheann	TTO	1	5	9	11	9	8		
Duration:		33min	5 min	6 min	5 min	7 min	6 min		

Match No : WS117 Table : 2

Umpires : ARINYE Cecilia (NGR) GOUGH David (ENG)

Player Statistics	OWEN Naomi (WAL)							Match	CHUNG Rheann (TTO)							Match
	Game								Game							
	1	2	3	4	5	6	7		1	2	3	4	5	6	7	
Points won	11	11	9	11	11			53	5	9	11	9	8			42
Biggest lead	6	2	-	3	3			6	-	6	4	1	3			6
Points won on own serve	5	4	4	5	5			23	2	3	5	5	4			19
Points lost on own serve	3	6	6	4	4			23	6	7	5	5	6			29
Most consecutive points won	3	4	2	3	4			4	2	6	3	3	3			6
Greatest deficit overcome	-	6	-	1	3			6	-	-	-	-	-			-
Handedness/Grip	Right/Shakehand								Right/Shakehand							

### Game Progress

1	OWEN Naomi (WAL)	0	*2	2	*4	5	*6	8	*9	11		
	CHUNG Rheann (TTO)	*0	0	*2	2	*3	4	*4	5	5		
2	OWEN Naomi (WAL)	*0	0	*0	0	*2	3	*5	6	*8	10	11
	CHUNG Rheann (TTO)	0	*2	4	*6	6	*7	7	*8	8	*8	9
3	OWEN Naomi (WAL)	0	*0	1	*2	3	*4	4	*6	7	*8	9
	CHUNG Rheann (TTO)	*0	2	*3	4	*5	6	*8	8	*9	10	11
4	OWEN Naomi (WAL)	0	2	*2	3	*5	6	*7	8	*8	9	11
	CHUNG Rheann (TTO)	0	*0	2	*3	3	*4	5	*6	8	*9	9
5	OWEN Naomi (WAL)	0	*1	1	*2	4	*5	6	*7	8	*10	11
	CHUNG Rheann (TTO)	*0	1	*3	4	*4	5	*6	7	*8	8	8

### NOTES

The "Greatest deficit overcome" only applies when the player ends up winning the game.

### LEGEND

WS Women's Singles

\* Server



### Match Results

**PATKAR Madhurika Suhas (IND) 4-0 MADURANGI Ishara (SRI)**

Game Summary		Match	Game 1	Game 2	Game 3	Game 4	Game 5	Game 6	Game 7
<b>PATKAR Madhurika Suhas</b>	<b>IND</b>	<b>4</b>	12	11	11	15			
MADURANGI Ishara	SRI	0	10	9	6	13			
Duration:		<b>31min</b>	8 min	7 min	4 min	8 min			

Match No : WS118 Table : 4

Umpires : HOPKINS Alan (AUS) KNOWLES Kathleen (SCO)

Player Statistics	PATKAR Madhurika Suhas (IND)								MADURANGI Ishara (SRI)							
	Game							Match	Game							Match
	1	2	3	4	5	6	7		1	2	3	4	5	6	7	
Points won	12	11	11	15				<b>49</b>	10	9	6	13				<b>38</b>
Biggest lead	2	3	7	3				<b>7</b>	4	4	-	2				<b>4</b>
Points won on own serve	6	5	6	7				<b>24</b>	5	4	4	6				<b>19</b>
Points lost on own serve	5	5	2	7				<b>19</b>	6	6	5	8				<b>25</b>
Most consecutive points won	5	5	7	4				<b>7</b>	4	4	3	3				<b>4</b>
Greatest deficit overcome	4	4	-	2				<b>4</b>	-	-	-	-				<b>-</b>
Handedness/Grip	Right/Shakehand								Right/Shakehand							

#### Game Progress

1	<b>PATKAR Madhurika Suhas (IND)</b>	0	*0	0	*2	4	*5	6	*7	8	*9	10	*11	<b>12</b>				
	MADURANGI Ishara (SRI)	*0	2	*4	4	*4	5	*6	7	*8	9	*10	10	<b>10</b>				
2	<b>PATKAR Madhurika Suhas (IND)</b>	*0	2	*3	3	*4	4	*4	6	*8	9	<b>11</b>						
	MADURANGI Ishara (SRI)	0	*0	1	*3	4	*6	8	*8	8	*9	<b>9</b>						
3	<b>PATKAR Madhurika Suhas (IND)</b>	0	*1	3	*3	5	*7	9	*10	10	<b>11</b>							
	MADURANGI Ishara (SRI)	*0	1	*1	3	*3	3	*3	4	*6	<b>6</b>							
4	<b>PATKAR Madhurika Suhas (IND)</b>	*0	1	*1	2	*4	5	*7	8	*9	9	*10	11	*11	11	*12	13	*13
	MADURANGI Ishara (SRI)	0	*1	3	*4	4	*5	5	*6	7	*9	10	*10	11	*12	12	*12	13
		14	<b>15</b>															
		*13	<b>13</b>															

#### NOTES

The "Greatest deficit overcome" only applies when the player ends up winning the game.

#### LEGEND

**WS** Women's Singles

\* Server



## Match Results

**LAY Jian Fang (AUS) 4-0 GIVAN Ashley (NIR)**

Game Summary		Match	Game 1	Game 2	Game 3	Game 4	Game 5	Game 6	Game 7
LAY Jian Fang	AUS	4	11	11	11	11			
GIVAN Ashley	NIR	0	2	9	4	7			
Duration:		18min	3 min	5 min	3 min	4 min			

Match No : WS119 Table : 5

Umpires : GOULDEN David (ENG) ROBERTS Averil (AUS)

Player Statistics	LAY Jian Fang (AUS)								GIVAN Ashley (NIR)							
	Game							Match	Game							Match
	1	2	3	4	5	6	7		1	2	3	4	5	6	7	
Points won	11	11	11	11				44	2	9	4	7				22
Biggest lead	9	2	7	5				9	-	1	1	1				1
Points won on own serve	7	5	6	6				24	2	4	2	5				13
Points lost on own serve	0	5	2	2				9	4	6	5	5				20
Most consecutive points won	5	3	4	4				5	1	3	1	2				3
Greatest deficit overcome	-	1	1	1				1	-	-	-	-				-
Handedness/Grip	Right/Penholder								Right/Shakehand							

### Game Progress

1	LAY Jian Fang (AUS)	*0	2	*3	5	*6	8	*10	11							
	GIVAN Ashley (NIR)	0	*0	1	*1	2	*2	2	2							
2	LAY Jian Fang (AUS)	0	*1	3	*4	4	*6	6	*7	8	*9	11				
	GIVAN Ashley (NIR)	*0	1	*1	2	*4	4	*6	7	*8	9	9				
3	LAY Jian Fang (AUS)	*0	1	*2	4	*5	7	*9	10	11						
	GIVAN Ashley (NIR)	0	*1	2	*2	3	*3	3	*4	4						
4	LAY Jian Fang (AUS)	0	*1	3	*4	5	*6	8	*9	10	11					
	GIVAN Ashley (NIR)	*0	1	*1	2	*3	4	*4	5	*6	7					

### NOTES

The "Greatest deficit overcome" only applies when the player ends up winning the game.

### LEGEND

WS Women's Singles

\* Server





## Match Results

**ZHANG Mo (CAN) 4-0 LOVERIDGE Alice (GGY)**

Game Summary		Match	Game 1	Game 2	Game 3	Game 4	Game 5	Game 6	Game 7
ZHANG Mo	CAN	4	11	11	11	11			
LOVERIDGE Alice	GGY	0	8	3	5	6			
Duration:		19min	5 min	4 min	4 min	4 min			

Match No : WS120 Table : 2

Umpires : MERCER Alexander (ENG) MUGWANYA Ronald (UGA)

Player Statistics	ZHANG Mo (CAN)								LOVERIDGE Alice (GGY)							
	Game							Match	Game							Match
	1	2	3	4	5	6	7		1	2	3	4	5	6	7	
Points won	11	11	11	11				44	8	3	5	6				22
Biggest lead	3	8	6	5				8	-	-	-	-				-
Points won on own serve	5	8	7	7				27	4	3	4	4				15
Points lost on own serve	4	0	1	2				7	6	3	4	4				17
Most consecutive points won	3	7	4	4				7	3	2	1	3				3
Greatest deficit overcome	-	-	-	-				-	-	-	-	-				-
Handedness/Grip	Right/Shakehand								Right/Shakehand							

### Game Progress

1	ZHANG Mo (CAN)	0	*2	3	*4	5	*6	6	*7	9	*10	11
	LOVERIDGE Alice (GGY)	*0	0	*1	2	*3	4	*6	7	*7	8	8
2	ZHANG Mo (CAN)	*0	2	*2	4	*6	8	*9	11			
	LOVERIDGE Alice (GGY)	0	*0	2	*2	2	*2	3	3			
3	ZHANG Mo (CAN)	0	*1	3	*4	6	*7	8	*9	11		
	LOVERIDGE Alice (GGY)	*0	1	*1	2	*2	3	*4	5	5		
4	ZHANG Mo (CAN)	*0	2	*3	5	*5	6	*7	8	*10	11	
	LOVERIDGE Alice (GGY)	0	*0	1	*1	3	*4	5	*6	6	6	

### NOTES

The "Greatest deficit overcome" only applies when the player ends up winning the game.

### LEGEND

WS Women's Singles

\* Server



## Match Results

LI Karen (NZL) 4-0 YING Ho (MAS)

Game Summary		Match	Game 1	Game 2	Game 3	Game 4	Game 5	Game 6	Game 7
LI Karen	NZL	4	11	11	12	11			
YING Ho	MAS	0	5	9	10	5			
Duration:		23min	4 min	6 min	6 min	4 min			

Match No : WS121 Table : 8

Umpires : HO Fanny (AUS) CURTIS Neil (ENG)

Player Statistics	LI Karen (NZL)								Match	YING Ho (MAS)								Match
	Game							Match		Game							Match	
	1	2	3	4	5	6	7			1	2	3	4	5	6	7		
Points won	11	11	12	11					45	5	9	10	5					29
Biggest lead	6	2	2	6					6	2	4	4	-					4
Points won on own serve	7	7	6	7					27	4	6	5	4					19
Points lost on own serve	1	3	5	1					10	4	4	6	4					18
Most consecutive points won	7	3	6	4					7	2	4	3	2					4
Greatest deficit overcome	2	4	4	-					4	-	-	-	-					-
Handedness/Grip	Right/Shakehand									Right/Shakehand								

### Game Progress

1	LI Karen (NZL)	*0	1	*1	3	*5	7	*8	10	11								
	YING Ho (MAS)	0	*1	3	*3	3	*3	4	*4	5								
2	LI Karen (NZL)	0	*0	0	*1	3	*4	6	*7	8	*9	11						
	YING Ho (MAS)	*0	2	*4	5	*5	6	*6	7	*8	9	9						
3	LI Karen (NZL)	*0	0	*1	2	*2	3	*4	5	*6	8	*10	11	12				
	YING Ho (MAS)	0	*2	3	*4	6	*7	8	*9	10	*10	10	*10	10				
4	LI Karen (NZL)	0	*2	4	*4	6	*7	9	*10	11								
	YING Ho (MAS)	*0	0	*0	2	*2	3	*3	4	5								

### NOTES

The "Greatest deficit overcome" only applies when the player ends up winning the game.

### LEGEND

WS Women's Singles

\* Server



## Match Results

**KUMARESAN Shamini (IND) 4-3 OGUNDELE Ganiat (NGR)**

Game Summary		Match	Game 1	Game 2	Game 3	Game 4	Game 5	Game 6	Game 7
<b>KUMARESAN Shamini</b>	IND	4	11	6	11	9	11	8	11
<b>OGUNDELE Ganiat</b>	NGR	3	3	11	4	11	9	11	7
Duration:		<b>37min</b>	4 min	4 min	4 min	5 min	5 min	5 min	5 min

Match No : WS122 Table : 9

Umpires : PURCELL Tom (ENG) NEELAKANTA IYER Ganeshan (IND)

Player Statistics	KUMARESAN Shamini (IND)								OGUNDELE Ganiat (NGR)							
	Game							Match	Game							Match
	1	2	3	4	5	6	7		1	2	3	4	5	6	7	
Points won	11	6	11	9	11	8	11	<b>67</b>	3	11	4	11	9	11	7	<b>56</b>
Biggest lead	8	-	7	2	3	1	4	<b>8</b>	-	5	-	3	-	5	1	<b>5</b>
Points won on own serve	7	4	5	3	5	4	6	<b>34</b>	2	7	1	4	4	6	3	<b>27</b>
Points lost on own serve	1	4	3	7	5	5	4	<b>29</b>	4	2	6	6	6	4	5	<b>33</b>
Most consecutive points won	4	3	5	3	3	4	5	<b>5</b>	1	4	2	3	2	5	2	<b>5</b>
Greatest deficit overcome	-	-	-	-	-	-	1	<b>1</b>	-	-	-	2	-	1	-	<b>2</b>
Handedness/Grip	Right/Shakehand								/Shakehand							

### Game Progress

1	<b>KUMARESAN Shamini (IND)</b>	*0	2	*4	5	*6	8	*9	11			
	OGUNDELE Ganiat (NGR)	0	*0	0	*1	2	*2	3	3			
2	<b>KUMARESAN Shamini (IND)</b>	0	*1	2	*2	3	*3	5	*6	6	<b>6</b>	
	<b>OGUNDELE Ganiat (NGR)</b>	*0	1	*2	4	*5	7	*7	8	*10	<b>11</b>	
3	<b>KUMARESAN Shamini (IND)</b>	*0	2	*4	5	*6	7	*9	10	<b>11</b>		
	OGUNDELE Ganiat (NGR)	0	*0	0	*1	2	*3	3	*4	4		
4	<b>KUMARESAN Shamini (IND)</b>	0	*1	2	*4	4	*5	6	*6	7	*9	<b>9</b>
	<b>OGUNDELE Ganiat (NGR)</b>	*0	1	*2	2	*4	5	*6	8	*9	9	<b>11</b>
5	<b>KUMARESAN Shamini (IND)</b>	*0	1	*2	4	*5	6	*7	8	*9	9	<b>11</b>
	OGUNDELE Ganiat (NGR)	0	*1	2	*2	3	*4	5	*6	7	*9	<b>9</b>
6	<b>KUMARESAN Shamini (IND)</b>	0	*0	0	*1	3	*4	6	*7	7	*8	<b>8</b>
	<b>OGUNDELE Ganiat (NGR)</b>	*0	2	*4	5	*5	6	*6	7	*9	10	<b>11</b>
7	<b>KUMARESAN Shamini (IND)</b>	*0	1	*2	3	*4	5	*6	8	*10	<b>11</b>	
	OGUNDELE Ganiat (NGR)	0	*1	2	*3	4	*5	6	*6	6	7	

### NOTES

The "Greatest deficit overcome" only applies when the player ends up winning the game.

### LEGEND

**WS** Women's Singles

\* Server



## Match Results

**YU Mengyu (SIN) 4-1 HO Tin-Tin (ENG)**

Game Summary		Match	Game 1	Game 2	Game 3	Game 4	Game 5	Game 6	Game 7
YU Mengyu	SIN	4	11	13	11	11	11		
HO Tin-Tin	ENG	1	7	15	1	5	2		
Duration:		34min	5 min	11 min	4 min	6 min	4 min		

Match No : WS123 Table : 1

Umpires : SAVVA Andreas (CYP) CHAN Gregory (CAN)

Player Statistics	YU Mengyu (SIN)							Match	HO Tin-Tin (ENG)							Match
	Game								Game							
	1	2	3	4	5	6	7		1	2	3	4	5	6	7	
Points won	11	13	11	11	11			57	7	15	1	5	2			30
Biggest lead	4	-	10	6	9			10	2	5	-	1	-			5
Points won on own serve	6	8	5	5	6			30	3	9	0	1	1			14
Points lost on own serve	4	6	1	3	1			15	5	5	6	6	5			27
Most consecutive points won	4	4	8	6	8			8	2	4	1	1	1			4
Greatest deficit overcome	2	-	-	1	-			2	-	-	-	-	-			-
Handedness/Grip	Right/Shakehand								Right/Shakehand							

### Game Progress

1	YU Mengyu (SIN)	*0	0	*1	2	*4	6	*7	8	*9	11							
	HO Tin-Tin (ENG)	0	*2	3	*4	4	*4	5	*6	7	7							
2	YU Mengyu (SIN)	0	*0	1	*1	2	*4	5	*6	7	*9	10	*10	11	*11	12	*12	13
	HO Tin-Tin (ENG)	*0	2	*3	5	*6	6	*7	8	*9	9	*10	11	*11	12	*12	13	*13
			*13	13														
			14	15														
3	YU Mengyu (SIN)	*0	2	*4	6	*8	9	11										
	HO Tin-Tin (ENG)	0	*0	0	*0	0	*1	1										
4	YU Mengyu (SIN)	0	*1	2	*3	4	*6	8	*10	11								
	HO Tin-Tin (ENG)	0	1	*2	3	*4	4	*4	4	5								
5	YU Mengyu (SIN)	*0	2	*3	4	*6	8	*10	11									
	HO Tin-Tin (ENG)	0	*0	1	*2	2	*2	2	2	2								

### NOTES

The "Greatest deficit overcome" only applies when the player ends up winning the game.

### LEGEND

WS Women's Singles

\* Server



## Match Results

**FENG Tianwei (SIN) 4-1 DEDERKO Zhenhua (AUS)**

Game Summary		Match	Game 1	Game 2	Game 3	Game 4	Game 5	Game 6	Game 7
<b>FENG Tianwei</b>	<b>SIN</b>	<b>4</b>	11	7	11	11	11		
DEDERKO Zhenhua	AUS	1	9	11	7	9	8		
Duration:		<b>31min</b>	6 min	6 min	6 min	6 min	6 min		

Match No : WS124 Table : 4

Umpires : CHAY Winnie (SIN) MADHOSINGH Chandra (CAN)

Player Statistics	FENG Tianwei (SIN)							Match	DEDERKO Zhenhua (AUS)							Match
	Game								Game							
	1	2	3	4	5	6	7		1	2	3	4	5	6	7	
Points won	11	7	11	11	11			<b>51</b>	9	11	7	9	8			<b>44</b>
Biggest lead	2	2	4	2	3			<b>4</b>	3	4	1	4	2			<b>4</b>
Points won on own serve	7	6	7	5	6			<b>31</b>	6	9	4	3	4			<b>26</b>
Points lost on own serve	3	2	3	5	4			<b>17</b>	4	1	4	6	5			<b>20</b>
Most consecutive points won	4	3	3	5	5			<b>5</b>	4	3	2	4	4			<b>4</b>
Greatest deficit overcome	3	-	1	4	2			<b>4</b>	-	2	-	-	-			<b>2</b>
Handedness/Grip	Right/Shakehand								Right/Shakehand							

### Game Progress

1	<b>FENG Tianwei (SIN)</b>	*0	1	*1	2	*3	5	*5	6	*8	10	<b>11</b>
	DEDERKO Zhenhua (AUS)	0	*1	3	*4	5	*5	7	*8	8	*8	<b>9</b>
2	FENG Tianwei (SIN)	0	*1	3	*3	4	*4	6	*6	7		<b>7</b>
	DEDERKO Zhenhua (AUS)	*0	1	*1	3	*4	6	*6	8	*9		<b>11</b>
3	<b>FENG Tianwei (SIN)</b>	*0	1	*3	4	*5	7	*8	9	*9		<b>11</b>
	DEDERKO Zhenhua (AUS)	0	*1	1	*2	3	*3	4	*5	7		<b>7</b>
4	<b>FENG Tianwei (SIN)</b>	0	*0	0	*2	3	*5	6	*6	7	*9	<b>11</b>
	DEDERKO Zhenhua (AUS)	0	2	*4	4	*5	5	*6	8	*9	9	<b>9</b>
5	<b>FENG Tianwei (SIN)</b>	*0	1	*2	4	*5	6	*6	6	*8	10	<b>11</b>
	DEDERKO Zhenhua (AUS)	0	*1	2	*2	3	*4	6	*8	8	*8	<b>8</b>

### NOTES

The "Greatest deficit overcome" only applies when the player ends up winning the game.

### LEGEND

**WS** Women's Singles

\* Server



### Match Results

**LEE WEI Beh (MAS) 4-3 LI Chunli (NZL)**

Game Summary		Match	Game 1	Game 2	Game 3	Game 4	Game 5	Game 6	Game 7
LEE WEI Beh	MAS	4	11	8	7	11	11	10	12
LI Chunli	NZL	3	9	11	11	8	9	12	10
Duration:		54min	6 min	7 min	7 min	8 min	9 min	9 min	9 min

Match No : WS125 Table : 1

Umpires : FOOTE Ben (GGY) REID Lynda (ENG)

Player Statistics	LEE WEI Beh (MAS)								LI Chunli (NZL)							
	Game							Match	Game							Match
	1	2	3	4	5	6	7		1	2	3	4	5	6	7	
Points won	11	8	7	11	11	10	12	70	9	11	11	8	9	12	10	70
Biggest lead	2	4	3	4	2	6	2	6	3	3	4	-	3	2	4	4
Points won on own serve	8	3	2	6	5	5	6	35	7	5	5	5	4	7	5	38
Points lost on own serve	2	6	6	3	5	5	5	32	3	4	4	4	5	4	5	29
Most consecutive points won	3	4	3	3	4	7	4	7	3	6	7	4	4	7	4	7
Greatest deficit overcome	3	-	-	-	3	-	4	4	-	4	3	-	-	6	-	6
Handedness/Grip	Right/Shakehand								Right/Penholder							

#### Game Progress

1	LEE WEI Beh (MAS)	0	*0	1	*2	4	*4	5	*6	8	*9	11		
	LI Chunli (NZL)	*0	2	*3	4	*4	6	*7	8	*8	9	9		
2	LEE WEI Beh (MAS)	0	2	*4	4	*5	5	*5	6	*7	8	8		
	LI Chunli (NZL)	0	*0	0	*2	3	*5	7	*8	9	*10	11		
3	LEE WEI Beh (MAS)	0	*2	2	*4	5	*5	5	*5	6	7			
	LI Chunli (NZL)	0	0	*2	2	*3	5	*7	9	*10	11			
4	LEE WEI Beh (MAS)	0	2	*3	4	*5	7	*8	8	*8	10	11		
	LI Chunli (NZL)	0	*0	1	*2	3	*3	4	*6	8	*8	8		
5	LEE WEI Beh (MAS)	0	*1	1	*2	4	*5	5	*7	8	*9	11		
	LI Chunli (NZL)	0	1	*3	4	*4	5	*7	7	*8	9	9		
6	LEE WEI Beh (MAS)	0	1	*2	4	*6	8	*8	9	*10	10	*10	10	10
	LI Chunli (NZL)	0	*1	2	*2	2	*2	4	*5	6	*8	10	*11	12
7	LEE WEI Beh (MAS)	0	*1	1	*2	3	*3	4	*5	7	*9	10	*11	12
	LI Chunli (NZL)	0	1	*3	4	*5	7	*8	9	*9	9	*10	10	10

#### NOTES

The "Greatest deficit overcome" only applies when the player ends up winning the game.

#### LEGEND

WS Women's Singles

\* Server



## Match Results

**BATRA Manika (IND) 4-2 LUO Anqi (CAN)**

Game Summary		Match	Game 1	Game 2	Game 3	Game 4	Game 5	Game 6	Game 7
BATRA Manika	IND	4	11	11	8	11	11	11	
LUO Anqi	CAN	2	13	7	11	2	7	9	
Duration:		44min	8 min	6 min	7 min	4 min	6 min	8 min	

Match No : WS126 Table : 10

Umpires : SUTCLIFFE Russell (ENG) MUDIBO Andrew (KEN)

Player Statistics	BATRA Manika (IND)								LUO Anqi (CAN)							
	Game							Match	Game							Match
	1	2	3	4	5	6	7		1	2	3	4	5	6	7	
Points won	11	11	8	11	11	11		63	13	7	11	2	7	9		49
Biggest lead	2	4	2	9	4	2		9	5	1	3	-	1	2		5
Points won on own serve	7	4	4	5	8	7		35	8	3	6	1	5	6		29
Points lost on own serve	5	4	5	1	2	3		20	4	7	3	6	3	4		27
Most consecutive points won	7	4	2	8	3	3		8	6	3	3	2	3	2		6
Greatest deficit overcome	-	1	-	-	1	2		2	2	-	2	-	-	-		2
Handedness/Grip	Right/Shakehand								Right/Shakehand							

### Game Progress

1	BATRA Manika (IND)	*0	1	*1	1	*2	4	*6	8	*8	9	*10	11	*11	11	11
	LUO Anqi (CAN)	0	*1	3	*5	6	*6	6	*6	8	*9	10	*10	11	*12	13
2	BATRA Manika (IND)	0	*1	3	*4	5	*6	6	*8	9	11					
	LUO Anqi (CAN)	*0	1	*1	2	*3	4	*6	6	*7	7					
3	BATRA Manika (IND)	0	2	*3	3	*4	5	*6	7	*7	8	8				
	LUO Anqi (CAN)	0	*0	1	*3	4	*5	6	*7	9	*10	11				
4	BATRA Manika (IND)	0	*2	3	*4	6	*8	10	11							
	LUO Anqi (CAN)	*0	0	*1	2	*2	2	*2	2							
5	BATRA Manika (IND)	*0	1	*2	4	*5	7	*7	8	*9	11					
	LUO Anqi (CAN)	0	*1	2	*2	3	*3	5	*6	7	7					
6	BATRA Manika (IND)	0	*0	2	*2	4	*5	6	*7	8	*10	11				
	LUO Anqi (CAN)	*0	2	*2	4	*4	5	*6	7	*8	8	9				

### NOTES

The "Greatest deficit overcome" only applies when the player ends up winning the game.

### LEGEND

WS Women's Singles

\* Server



## Match Results

**LIN Ye (SIN) 4-1 SIBLEY Kelly (ENG)**

Game Summary		Match	Game 1	Game 2	Game 3	Game 4	Game 5	Game 6	Game 7
LIN Ye	SIN	4	11	11	5	11	11		
SIBLEY Kelly	ENG	1	4	9	11	8	3		
Duration:		33min	5 min	7 min	6 min	7 min	6 min		

Match No : WS127 Table : 9

Umpires : CHAN Gregory (CAN) MERCER Alexander (ENG)

Player Statistics	LIN Ye (SIN)							Match	SIBLEY Kelly (ENG)							Match
	Game								Game							
	1	2	3	4	5	6	7		1	2	3	4	5	6	7	
Points won	11	11	5	11	11			49	4	9	11	8	3			35
Biggest lead	7	3	-	4	8			8	1	-	6	1	-			6
Points won on own serve	6	3	3	5	7			24	2	2	6	4	2			16
Points lost on own serve	2	7	5	4	1			19	5	8	2	5	4			24
Most consecutive points won	4	3	2	4	5			5	1	2	6	2	2			6
Greatest deficit overcome	1	-	-	1	-			1	-	-	-	-	-			-
Handedness/Grip	Right/Shakehand								Right/Shakehand							

### Game Progress

1	LIN Ye (SIN)	*0	1	*2	4	*6	7	*8	10	11		
	SIBLEY Kelly (ENG)	0	*1	2	*2	2	*3	4	*4	4		
2	LIN Ye (SIN)	0	*2	2	*4	4	*5	6	*8	9	*10	11
	SIBLEY Kelly (ENG)	*0	0	*2	2	*4	5	*6	6	*7	8	9
3	LIN Ye (SIN)	*0	0	*1	2	*3	5	*5	5	5		
	SIBLEY Kelly (ENG)	0	*2	3	*4	5	*5	7	*9	11		
4	LIN Ye (SIN)	0	*1	2	*4	5	*7	8	*9	10	*10	11
	SIBLEY Kelly (ENG)	0	1	*2	2	*3	3	*4	5	*6	8	8
5	LIN Ye (SIN)	*0	2	*4	5	*6	8	*9	11			
	SIBLEY Kelly (ENG)	0	*0	0	*1	2	*2	3	3			

### NOTES

The "Greatest deficit overcome" only applies when the player ends up winning the game.

### LEGEND

WS Women's Singles

\* Server





## Match Results

**OWEN Naomi (WAL) 4-1 DRINKHALL Joanna (ENG)**

Game Summary		Match	Game 1	Game 2	Game 3	Game 4	Game 5	Game 6	Game 7
<b>OWEN Naomi</b>	<b>WAL</b>	<b>4</b>	12	8	11	11	11		
DRINKHALL Joanna	ENG	1	10	11	7	7	6		
Duration:		<b>38min</b>	8 min	8 min	7 min	9 min	8 min		

Match No : WS128 Table : 1

Umpires : SRINIVASAN Sridhar (IND) NEELAKANTA IYER Ganeshan (IND)

Player Statistics	OWEN Naomi (WAL)							Match	DRINKHALL Joanna (ENG)							Match
	Game								Game							
	1	2	3	4	5	6	7		1	2	3	4	5	6	7	
Points won	12	8	11	11	11			<b>53</b>	10	11	7	7	6			<b>41</b>
Biggest lead	2	5	4	5	5			<b>5</b>	3	3	1	-	1			<b>3</b>
Points won on own serve	6	5	6	5	6			<b>28</b>	5	7	4	4	3			<b>23</b>
Points lost on own serve	5	4	3	3	2			<b>17</b>	6	2	4	5	5			<b>22</b>
Most consecutive points won	3	3	3	4	4			<b>4</b>	3	7	2	3	2			<b>7</b>
Greatest deficit overcome	3	-	1	-	1			<b>3</b>	-	5	-	-	-			<b>5</b>
Handedness/Grip	Right/Shakehand								Right/Shakehand							

### Game Progress

1	<b>OWEN Naomi (WAL)</b>	*0	2	*2	3	*4	4	*5	6	*8	9	*10	11	<b>12</b>
	DRINKHALL Joanna (ENG)	0	*0	2	*3	4	*6	7	*8	8	*9	10	*10	<b>10</b>
2	<b>OWEN Naomi (WAL)</b>	0	*1	3	*4	6	*7	8	*8	8	*8	<b>8</b>		
	<b>DRINKHALL Joanna (ENG)</b>	0	1	*1	2	*2	3	*4	6	*8	10	<b>11</b>		
3	<b>OWEN Naomi (WAL)</b>	0	1	*2	3	*5	6	*7	9	*9	<b>11</b>			
	DRINKHALL Joanna (ENG)	0	*1	2	*3	3	*4	5	*5	7	<b>7</b>			
4	<b>OWEN Naomi (WAL)</b>	0	*2	4	*5	6	*6	8	*9	9	<b>11</b>			
	DRINKHALL Joanna (ENG)	0	0	*0	1	*2	4	*4	5	*7	<b>7</b>			
5	<b>OWEN Naomi (WAL)</b>	0	1	*2	4	*5	6	*7	8	*10	<b>11</b>			
	DRINKHALL Joanna (ENG)	0	*1	2	*2	3	*4	5	*6	6	<b>6</b>			

### NOTES

The "Greatest deficit overcome" only applies when the player ends up winning the game.

### LEGEND

**WS** Women's Singles

\* Server



### Match Results

**LAY Jian Fang (AUS) 4-3 PATKAR Madhurika Suhas (IND)**

Game Summary		Match	Game 1	Game 2	Game 3	Game 4	Game 5	Game 6	Game 7
LAY Jian Fang	AUS	4	11	11	10	7	9	11	11
PATKAR Madhurika Suhas	IND	3	8	7	12	11	11	8	7
Duration:		54min	6 min	5 min	7 min	7 min	8 min	7 min	8 min

Match No : WS129 Table : 2

Umpires : COCHRANE Dave (ENG) CLAXTON Roy (SCO)

Player Statistics	LAY Jian Fang (AUS)								PATKAR Madhurika Suhas (IND)							
	Game							Match	Game							Match
	1	2	3	4	5	6	7		1	2	3	4	5	6	7	
Points won	11	11	10	7	9	11	11	70	8	7	12	11	11	8	7	64
Biggest lead	3	5	3	3	3	3	4	5	2	-	2	4	2	2	2	4
Points won on own serve	7	6	6	4	3	5	6	37	6	3	7	5	4	3	5	33
Points lost on own serve	2	4	5	6	7	5	2	31	4	5	4	3	6	6	5	33
Most consecutive points won	5	5	3	2	3	3	5	5	2	2	3	7	5	2	3	7
Greatest deficit overcome	2	-	-	-	-	2	2	2	-	-	3	3	3	-	-	3
Handedness/Grip	Right/Penholder								Right/Shakehand							

#### Game Progress

1	LAY Jian Fang (AUS)	0	*1	2	*3	4	*4	6	*6	8	*10	11		
	PATKAR Madhurika Suhas (IND)	*0	1	*2	3	*4	6	*6	8	*8	8	8		
2	LAY Jian Fang (AUS)	*0	2	*4	5	*6	7	*8	9	*10	11			
	PATKAR Madhurika Suhas (IND)	0	*0	0	*1	2	*3	4	*5	6	7			
3	LAY Jian Fang (AUS)	0	*1	2	*3	5	*6	7	*8	9	*9	10	*10	10
	PATKAR Madhurika Suhas (IND)	*0	1	*2	3	*3	4	*5	6	*7	9	*10	11	12
4	LAY Jian Fang (AUS)	*0	2	*3	4	*5	6	*7	7	*7	7			
	PATKAR Madhurika Suhas (IND)	0	*0	1	*2	3	*4	5	*7	9	11			
5	LAY Jian Fang (AUS)	0	*2	3	*4	4	*6	7	*7	7	*8	9		
	PATKAR Madhurika Suhas (IND)	*0	0	*1	2	*4	4	*5	7	*9	10	11		
6	LAY Jian Fang (AUS)	*0	0	*1	3	*4	5	*6	7	*9	10	11		
	PATKAR Madhurika Suhas (IND)	0	*2	3	*3	4	*5	6	*7	7	*8	8		
7	LAY Jian Fang (AUS)	0	*1	2	*2	4	*5	6	*7	9	11			
	PATKAR Madhurika Suhas (IND)	*0	1	*2	4	*4	5	*6	7	*7	7			

#### NOTES

The "Greatest deficit overcome" only applies when the player ends up winning the game.

#### LEGEND

WS Women's Singles

\* Server



## Match Results

**ZHANG Mo (CAN) 4-0 LI Karen (NZL)**

Game Summary		Match	Game 1	Game 2	Game 3	Game 4	Game 5	Game 6	Game 7
ZHANG Mo	CAN	4	11	12	11	11			
LI Karen	NZL	0	5	10	2	7			
Duration:		22min	4 min	6 min	4 min	6 min			

Match No : WS130 Table : 8

Umpires : WILLIAMS Jackie (WAL) le PAGE Tim (GGY)

Player Statistics	ZHANG Mo (CAN)							Match	LI Karen (NZL)							Match
	Game								Game							
	1	2	3	4	5	6	7		1	2	3	4	5	6	7	
Points won	11	12	11	11				45	5	10	2	7				24
Biggest lead	6	5	9	4				9	1	-	-	1				1
Points won on own serve	5	7	6	7				25	2	6	2	4				14
Points lost on own serve	3	4	0	3				10	6	5	4	4				19
Most consecutive points won	6	3	7	3				7	3	3	1	2				3
Greatest deficit overcome	1	-	-	1				1	-	-	-	-				-
Handedness/Grip	Right/Shakehand								Right/Shakehand							

### Game Progress

1	ZHANG Mo (CAN)	0	*1	2	*4	6	*7	7	*9	11						
	LI Karen (NZL)	*0	1	*2	2	*2	3	*5	5	5						
2	ZHANG Mo (CAN)	*0	2	*3	5	*6	7	*8	8	*9	10	*10	11	12		
	LI Karen (NZL)	0	*0	1	*1	2	*3	4	*6	7	*8	10	*10	10		
3	ZHANG Mo (CAN)	0	*1	3	*4	6	*8	10	11							
	LI Karen (NZL)	0	1	*1	2	*2	2	*2	2							
4	ZHANG Mo (CAN)	*0	1	*2	3	*4	5	*6	8	*9	11					
	LI Karen (NZL)	0	*1	2	*3	4	*5	6	*6	7	7					

### NOTES

The "Greatest deficit overcome" only applies when the player ends up winning the game.

### LEGEND

WS Women's Singles

\* Server



## Match Results

**YU Mengyu (SIN) 4-1 KUMARESAN Shamini (IND)**

Game Summary		Match	Game 1	Game 2	Game 3	Game 4	Game 5	Game 6	Game 7
YU Mengyu	SIN	4	9	11	16	11	11		
KUMARESAN Shamini	IND	1	11	5	14	4	9		
Duration:		34min	6 min	5 min	9 min	5 min	6 min		

Match No : WS131 Table : 7

Umpires : JUTLE Harry (ENG) HOPKINS Alan (AUS)

Player Statistics	YU Mengyu (SIN)							Match	KUMARESAN Shamini (IND)							Match
	Game								Game							
	1	2	3	4	5	6	7		1	2	3	4	5	6	7	
Points won	9	11	16	11	11			58	11	5	14	4	9			43
Biggest lead	6	6	2	7	3			7	2	-	1	-	-			2
Points won on own serve	5	5	9	7	5			31	6	2	8	3	4			23
Points lost on own serve	5	3	6	1	5			20	4	6	7	4	6			27
Most consecutive points won	6	4	3	3	3			6	8	1	2	1	3			8
Greatest deficit overcome	-	-	1	-	-			1	6	-	-	-	-			6
Handedness/Grip	Right/Shakehand								Right/Shakehand							

### Game Progress

1	YU Mengyu (SIN)	0	*2	3	*3	5	*7	9	*9	9	*9	9						
	KUMARESAN Shamini (IND)	*0	0	*1	3	*3	3	*3	5	*7	9	11						
2	YU Mengyu (SIN)	*0	2	*4	5	*6	7	*8	9	11								
	KUMARESAN Shamini (IND)	0	*0	0	*1	2	*3	4	*5	5								
3	YU Mengyu (SIN)	0	*1	2	*3	4	*5	7	*7	8	*9	10	*10	11	*12	12	*13	13
	KUMARESAN Shamini (IND)	*0	1	*2	3	*4	5	*5	7	*8	9	*10	11	*11	11	*12	12	*13
			*13	14	*15	16												
			14	*14	14	14												
4	YU Mengyu (SIN)	*0	2	*3	5	*6	7	*8	10	11								
	KUMARESAN Shamini (IND)	0	*0	1	*1	2	*3	4	*4	4								
5	YU Mengyu (SIN)	0	*2	3	*4	5	*6	7	*8	8	*9	11						
	KUMARESAN Shamini (IND)	*0	0	*1	2	*3	4	*5	6	*8	9	9						

### NOTES

The "Greatest deficit overcome" only applies when the player ends up winning the game.

### LEGEND

WS Women's Singles

\* Server



### Match Results

**FENG Tianwei (SIN) 4-0 LEE WEI Beh (MAS)**

Game Summary		Match	Game 1	Game 2	Game 3	Game 4	Game 5	Game 6	Game 7
FENG Tianwei	SIN	4	11	11	11	11			
LEE WEI Beh	MAS	0	2	5	3	6			
Duration:		20min	4 min	5 min	4 min	5 min			

Match No : WS132 Table : 1

Umpires : PURCELL Tom (ENG) MUGWANYA Ronald (UGA)

Player Statistics	FENG Tianwei (SIN)								LEE WEI Beh (MAS)							
	Game							Match	Game							Match
	1	2	3	4	5	6	7		1	2	3	4	5	6	7	
Points won	11	11	11	11				44	2	5	3	6				16
Biggest lead	9	6	8	5				9	-	2	-	-				2
Points won on own serve	5	5	5	7				22	1	2	2	4				9
Points lost on own serve	1	3	1	2				7	6	6	6	4				22
Most consecutive points won	8	5	5	3				8	2	2	1	2				2
Greatest deficit overcome	-	2	-	-				2	-	-	-	-				-
Handedness/Grip	Right/Shakehand								Right/Shakehand							

#### Game Progress

1	FENG Tianwei (SIN)	0	*2	3	*4	6	*8	10	11		
	LEE WEI Beh (MAS)	*0	0	*1	2	*2	2	*2	2		
2	FENG Tianwei (SIN)	*0	1	*1	3	*5	6	*8	9	11	
	LEE WEI Beh (MAS)	0	*1	3	*3	3	*4	4	*5	5	
3	FENG Tianwei (SIN)	0	*2	3	*4	6	*7	9	11		
	LEE WEI Beh (MAS)	*0	0	*1	2	*2	3	*3	3		
4	FENG Tianwei (SIN)	*0	2	*3	4	*5	6	*7	9	*10	11
	LEE WEI Beh (MAS)	0	*0	1	*2	3	*4	5	*5	6	6

#### NOTES

The "Greatest deficit overcome" only applies when the player ends up winning the game.

#### LEGEND

WS Women's Singles

\* Server



## Match Results

**LIN Ye (SIN) 4-1 BATRA Manika (IND)**

Game Summary		Match	Game 1	Game 2	Game 3	Game 4	Game 5	Game 6	Game 7
LIN Ye	SIN	4	11	11	5	11	11		
BATRA Manika	IND	1	4	2	11	7	7		
Duration:		34min	5 min	4 min	6 min	7 min	7 min		

Match No : WS133 Table : 2

Umpires : MACKEY John (ENG) HO Fanny (AUS)

Player Statistics	LIN Ye (SIN)							Match	BATRA Manika (IND)							Match
	Game								Game							
	1	2	3	4	5	6	7		1	2	3	4	5	6	7	
Points won	11	11	5	11	11			49	4	2	11	7	7			31
Biggest lead	7	9	-	4	4			9	-	1	6	1	4			6
Points won on own serve	5	5	2	5	8			25	1	1	5	4	5			16
Points lost on own serve	3	1	6	3	2			15	6	6	3	6	3			24
Most consecutive points won	4	6	3	5	6			6	1	1	4	5	4			5
Greatest deficit overcome	-	1	-	1	4			4	-	-	-	-	-			-
Handedness/Grip	Right/Shakehand								Right/Shakehand							

### Game Progress

1	LIN Ye (SIN)	*0	1	*2	4	*6	7	*9	10	11	
	BATRA Manika (IND)	0	*1	2	*2	2	*3	3	*4	4	
2	LIN Ye (SIN)	0	*1	3	*5	6	*8	10	11		
	BATRA Manika (IND)	*0	1	*1	1	*2	2	*2	2		
3	LIN Ye (SIN)	*0	1	*1	1	*2	2	*4	5	5	
	BATRA Manika (IND)	0	*1	3	*5	6	*8	8	*9	11	
4	LIN Ye (SIN)	0	*2	4	*5	5	*5	6	*7	9	11
	BATRA Manika (IND)	*0	0	*0	1	*3	5	*6	7	*7	7
5	LIN Ye (SIN)	*0	0	*0	2	*4	6	*6	8	*9	11
	BATRA Manika (IND)	0	*2	4	*4	4	*4	6	*6	7	7

### NOTES

The "Greatest deficit overcome" only applies when the player ends up winning the game.

### LEGEND

WS Women's Singles

\* Server



## Match Results

**LAY Jian Fang (AUS) 4-1 OWEN Naomi (WAL)**

Game Summary		Match	Game 1	Game 2	Game 3	Game 4	Game 5	Game 6	Game 7
LAY Jian Fang	AUS	4	11	7	11	12	11		
OWEN Naomi	WAL	1	9	11	9	10	7		
Duration:		32min	5 min	5 min	6 min	7 min	5 min		

Match No : WS134 Table : 2

Umpires : DZIOBA Greg (CAN) CHIN Kenny (MAS)

Player Statistics	LAY Jian Fang (AUS)								OWEN Naomi (WAL)							
	Game							Match	Game							Match
	1	2	3	4	5	6	7		1	2	3	4	5	6	7	
Points won	11	7	11	12	11			52	9	11	9	10	7			46
Biggest lead	6	3	2	2	4			6	-	4	3	3	2			4
Points won on own serve	6	4	5	8	4			27	5	7	4	7	2			25
Points lost on own serve	4	4	5	3	4			20	5	3	6	4	7			25
Most consecutive points won	4	3	5	5	4			5	5	5	5	3	2			5
Greatest deficit overcome	-	-	3	3	2			3	-	3	-	-	-			3
Handedness/Grip	Right/Penholder								Right/Shakehand							

### Game Progress

1	LAY Jian Fang (AUS)	*0	2	*3	4	*5	7	*9	9	*9	10	11	OWEN Naomi (WAL)	0	*0	1	*2	3	*3	3	*5	7	*8	9				
2	LAY Jian Fang (AUS)	0	*1	3	*4	5	*5	5	*6	7	7	OWEN Naomi (WAL)	*0	1	*1	2	*3	5	*7	8	*9	11						
3	LAY Jian Fang (AUS)	*0	2	*2	2	*3	4	*5	7	*9	9	11	OWEN Naomi (WAL)	0	*0	2	*4	5	*6	7	*7	7	*9	9				
4	LAY Jian Fang (AUS)	0	*0	2	*3	3	*4	6	*6	7	*8	10	*11	12	OWEN Naomi (WAL)	*0	2	*2	3	*5	6	*6	8	*9	10	*10	10	10
5	LAY Jian Fang (AUS)	0	0	*2	4	*5	6	*7	7	*9	11	OWEN Naomi (WAL)	0	*2	2	*2	3	*4	5	*7	7	7						

### NOTES

The "Greatest deficit overcome" only applies when the player ends up winning the game.

### LEGEND

WS Women's Singles

\* Server



## Match Results

**YU Mengyu (SIN) 4-1 ZHANG Mo (CAN)**

Game Summary		Match	Game 1	Game 2	Game 3	Game 4	Game 5	Game 6	Game 7
YU Mengyu	SIN	4	11	11	5	11	11		
ZHANG Mo	CAN	1	9	6	11	9	9		
Duration:		40min	7 min	6 min	6 min	8 min	8 min		

Match No : WS135 Table : 1

Umpires : ROBERTS Averil (AUS) WILLIAMSON Bob (ENG)

Player Statistics	YU Mengyu (SIN)								Match	ZHANG Mo (CAN)								Match
	Game							Match		Game							Match	
	1	2	3	4	5	6	7			1	2	3	4	5	6	7		
Points won	11	11	5	11	11				49	9	6	11	9	9				44
Biggest lead	2	5	-	2	5				5	1	-	6	2	-				6
Points won on own serve	4	6	2	5	7				24	3	4	5	4	6				22
Points lost on own serve	6	2	6	5	3				22	7	5	3	5	4				24
Most consecutive points won	2	5	2	3	3				5	3	3	4	2	2				4
Greatest deficit overcome	1	-	-	2	-				2	-	-	-	-	-				-
Handedness/Grip	Right/Shakehand									Right/Shakehand								

### Game Progress

1	YU Mengyu (SIN)	*0	1	*2	4	*5	5	*6	7	*9	9	11
	ZHANG Mo (CAN)	0	*1	2	*2	3	*5	6	*7	7	*9	9
2	YU Mengyu (SIN)	0	*2	4	*5	6	*6	7	*8	10	11	
	ZHANG Mo (CAN)	*0	0	*0	1	*2	4	*5	6	*6	6	
3	YU Mengyu (SIN)	*0	0	*0	1	*2	3	*5	5	5		
	ZHANG Mo (CAN)	0	*2	4	*5	6	*7	7	*9	11		
4	YU Mengyu (SIN)	0	*1	2	*2	3	*5	6	*8	9	*10	11
	ZHANG Mo (CAN)	0	1	*2	4	*5	5	*6	6	*7	8	9
5	YU Mengyu (SIN)	*0	2	*3	5	*6	7	*8	9	*9	10	11
	ZHANG Mo (CAN)	0	*0	1	*1	2	*3	4	*5	7	*8	9

### NOTES

The "Greatest deficit overcome" only applies when the player ends up winning the game.

### LEGEND

WS Women's Singles

\* Server





### Match Results

**FENG Tianwei (SIN) 4-1 LIN Ye (SIN)**

Game Summary		Match	Game 1	Game 2	Game 3	Game 4	Game 5	Game 6	Game 7
FENG Tianwei	SIN	4	13	9	11	12	11		
LIN Ye	SIN	1	11	11	9	10	8		
Duration:		39min	8 min	8 min	9 min	9 min	8 min		

Match No : WS136 Table : 1

Umpires : EDWARDS David (ENG) ARINYE Cecilia (NGR)

Player Statistics	FENG Tianwei (SIN)								LIN Ye (SIN)							
	Game							Match	Game							Match
	1	2	3	4	5	6	7		1	2	3	4	5	6	7	
Points won	13	9	11	12	11			56	11	11	9	10	8			49
Biggest lead	2	1	2	2	3			3	5	2	1	4	1			5
Points won on own serve	5	6	5	5	6			27	4	6	5	4	4			23
Points lost on own serve	7	4	4	6	3			24	8	3	5	6	5			27
Most consecutive points won	4	2	2	4	4			4	3	3	2	4	4			4
Greatest deficit overcome	5	-	1	4	1			5	-	1	-	-	-			1
Handedness/Grip	Right/Shakehand								Right/Shakehand							

#### Game Progress

1	<b>FENG Tianwei (SIN)</b>	*0	0	*1	1	*2	3	*4	6	*8	9	*10	10	*11	12	13
	LIN Ye (SIN)	0	*2	3	*5	6	*7	8	*8	8	*9	10	*11	11	*11	11
2	<b>FENG Tianwei (SIN)</b>	0	*1	2	*2	3	*4	6	*7	8	*8	9				
	LIN Ye (SIN)	0	1	*2	4	*5	6	*6	7	*8	10	11				
3	<b>FENG Tianwei (SIN)</b>	0	1	*2	4	*4	5	*6	7	*8	9	11				
	LIN Ye (SIN)	0	*1	2	*2	4	*5	6	*7	8	*9	9				
4	<b>FENG Tianwei (SIN)</b>	0	*1	2	*3	3	*3	5	*7	7	*9	10	*11	12		
	LIN Ye (SIN)	0	1	*2	3	*5	7	*7	7	*9	9	*10	10	10		
5	<b>FENG Tianwei (SIN)</b>	0	1	*3	4	*5	6	*6	7	*8	10	11				
	LIN Ye (SIN)	0	*1	1	*2	3	*4	6	*7	8	*8	8				

#### NOTES

The "Greatest deficit overcome" only applies when the player ends up winning the game.

#### LEGEND

WS Women's Singles

\* Server



## Match Results

**YU Mengyu (SIN) 4-0 LAY Jian Fang (AUS)**

Game Summary		Match	Game 1	Game 2	Game 3	Game 4	Game 5	Game 6	Game 7
YU Mengyu	SIN	4	11	11	11	11			
LAY Jian Fang	AUS	0	3	8	8	6			
Duration:		27min	5 min	6 min	7 min	6 min			

Match No : WS137 Table : 2

Umpires : SAVVA Andreas (CYP) PETERS John (NGR)

Player Statistics	YU Mengyu (SIN)								LAY Jian Fang (AUS)							
	Game							Match	Game							Match
	1	2	3	4	5	6	7		1	2	3	4	5	6	7	
Points won	11	11	11	11				44	3	8	8	6				25
Biggest lead	8	3	3	5				8	-	2	1	-				2
Points won on own serve	4	5	5	6				20	1	3	4	4				12
Points lost on own serve	2	5	4	2				13	7	6	6	4				23
Most consecutive points won	7	3	4	5				7	2	3	2	4				4
Greatest deficit overcome	-	2	1	-				2	-	-	-	-				-
Handedness/Grip	Right/Shakehand								Right/Penholder							

### Game Progress

1	YU Mengyu (SIN)	0	*2	3	*4	5	*7	9	11							
	LAY Jian Fang (AUS)	*0	0	*1	2	*3	3	*3	3							
2	YU Mengyu (SIN)	*0	2	*2	3	*4	4	*6	7	*9	10	11				
	LAY Jian Fang (AUS)	0	*0	2	*3	4	*6	6	*7	7	*8	8				
3	YU Mengyu (SIN)	0	*1	2	*4	5	*6	7	*8	9	*10	11				
	LAY Jian Fang (AUS)	*0	1	*2	2	*3	4	*5	6	*7	8	8				
4	YU Mengyu (SIN)	0	2	*3	5	*6	6	*6	8	*10	11					
	LAY Jian Fang (AUS)	0	*0	1	*1	2	*4	6	*6	6	6	6				

### NOTES

The "Greatest deficit overcome" only applies when the player ends up winning the game.

### LEGEND

WS Women's Singles

\* Server



### Match Results

**FENG Tianwei (SIN) 4-1 YU Mengyu (SIN)**

Game Summary		Match	Game 1	Game 2	Game 3	Game 4	Game 5	Game 6	Game 7
FENG Tianwei	SIN	4	11	11	11	10	11		
YU Mengyu	SIN	1	7	8	9	12	2		
Duration:		36min	6 min	7 min	7 min	8 min	5 min		

Match No : WS139 Table : 1

Umpires : WANG Luan Foon (MAS) GOULDEN David (ENG)

Player Statistics	FENG Tianwei (SIN)								Match	YU Mengyu (SIN)								Match
	Game							Match		Game							Match	
	1	2	3	4	5	6	7			1	2	3	4	5	6	7		
Points won	11	11	11	10	11				54	7	8	9	12	2				38
Biggest lead	4	3	5	2	9				9	2	2	1	2	-				2
Points won on own serve	4	6	4	7	5				26	3	4	3	9	1				20
Points lost on own serve	4	4	6	3	1				18	7	5	7	2	6				27
Most consecutive points won	5	3	5	2	6				6	4	3	4	3	1				4
Greatest deficit overcome	2	2	1	-	-				2	-	-	-	2	-				2
Handedness/Grip	Right/Shakehand									Right/Shakehand								

#### Game Progress

1	FENG Tianwei (SIN)	0	*1	1	*3	5	*6	6	*7	9	11			
	YU Mengyu (SIN)	*0	1	*3	3	*3	4	*6	7	*7	7			
2	FENG Tianwei (SIN)	*0	1	*1	2	*4	5	*7	8	*8	10	11		
	YU Mengyu (SIN)	0	*1	3	*4	4	*5	5	*6	8	*8	8		
3	FENG Tianwei (SIN)	0	*2	2	*4	6	*7	7	*8	8	*9	11		
	YU Mengyu (SIN)	*0	0	*2	2	*2	3	*5	6	*8	9	9		
4	FENG Tianwei (SIN)	0	2	*2	3	*4	6	*6	7	*7	9	*10	10	10
	YU Mengyu (SIN)	0	*0	2	*3	4	*4	6	*7	9	*9	10	*11	12
5	FENG Tianwei (SIN)	0	*2	4	*6	7	*8	10	11					
	YU Mengyu (SIN)	*0	0	*0	0	*1	2	*2	2					

#### NOTES

The "Greatest deficit overcome" only applies when the player ends up winning the game.

#### LEGEND

WS Women's Singles

\* Server



## Match Results

**LIN Ye (SIN) 4-0 LAY Jian Fang (AUS)**

Game Summary		Match	Game 1	Game 2	Game 3	Game 4	Game 5	Game 6	Game 7
LIN Ye	SIN	4	11	11	11	11			
LAY Jian Fang	AUS	0	5	4	7	7			
Duration:		25min	5 min	5 min	6 min	6 min			

Match No : WS138 Table : 1

Umpires : WILLIAMSON Bob (ENG) TONGE Karen (ENG)

Player Statistics	LIN Ye (SIN)								Match	LAY Jian Fang (AUS)								Match	
	Game							Match		Game							Match		
	1	2	3	4	5	6	7			1	2	3	4	5	6	7			
Points won	11	11	11	11					44	5	4	7	7	5	6				23
Biggest lead	7	7	5	4					7	-	-	2	2						2
Points won on own serve	6	6	5	6					23	3	3	2	5						13
Points lost on own serve	2	1	5	2					10	5	5	6	5						21
Most consecutive points won	4	6	5	4					6	2	2	2	2						2
Greatest deficit overcome	-	-	2	2					2	-	-	-	-						-
Handedness/Grip	Right/Shakehand									Right/Penholder									

### Game Progress

1	LIN Ye (SIN)	*0	2	*3	5	*7	8	*9	10	11	
	LAY Jian Fang (AUS)	0	*0	1	*1	1	*2	3	*4	5	
2	LIN Ye (SIN)	0	*1	3	*4	6	*8	9	*10	11	
	LAY Jian Fang (AUS)	*0	1	*1	2	*2	2	*3	4	4	
3	LIN Ye (SIN)	*0	0	*2	2	*4	6	*7	9	*10	11
	LAY Jian Fang (AUS)	0	*2	2	*4	4	*4	5	*5	6	7
4	LIN Ye (SIN)	0	*0	2	*4	5	*5	7	*8	9	11
	LAY Jian Fang (AUS)	*0	2	*2	2	*3	5	*5	6	*7	7

### NOTES

The "Greatest deficit overcome" only applies when the player ends up winning the game.

### LEGEND

WS Women's Singles

\* Server



## Entry List by Event

As of WED 30 JUL 2014

CGA	Name	Date of Birth
AUS - Australia	HENZELL William	23 MAR 1982
	POWELL David	8 APR 1991
	HU Heming	21 MAR 1994
	YAN Xin	9 DEC 1988
BAN - Bangladesh	BILLAH Mahmub	1 DEC 1978
	CHOWDHURY Manash	21 JUL 1976
BAR - Barbados	FARLEY Kevin	7 JAN 1986
	FARLEY Trevor	1 JUL 1973
CAN - Canada	HO Andre	11 APR 1992
	THERIAULT Pierre-Luc	25 OCT 1993
DMA - Dominica	DYER Marlon	14 SEP 1983
	TAYLOR Dane	26 DEC 1991
ENG - England	DRINKHALL Paul	16 JAN 1990
	PITCHFORD Liam	12 JUL 1993
	REED Danny	5 DEC 1989
	WALKER Sam	7 MAY 1995
GHA - Ghana	ABREFA Derek	15 FEB 1992
	LARTEY Felix	16 JUN 1991
	AKAYADE Samuel	25 APR 1994
	COMMEY Emmanuel	10 MAR 1994
GUY - Guyana	DAVID Paul	19 DEC 1975
	LEWIS Idi	4 NOV 1978
	BRITTON Shamar	13 JUL 1998
	FRANKLIN Christopher	18 NOV 1984
IND - India	ACHANTA Sharath Kamal	12 JUL 1982
	ANTHONY ARPUTHARAJ Amalraj	24 JAN 1986
	DESAI Harmeet Rajul	19 JUL 1993
	GHOSH Soumyajit	10 MAY 1993



CGA	Name	Date of Birth
JAM - Jamaica	TOMLINSON Simon	14 SEP 1991
	WATSON Kane	14 AUG 1987
	MARSH Christopher	21 JUN 1976
	PARHAM Dale	28 JUN 1981
JEY - Jersey	BAND Josh	2 AUG 1993
	GASCOYNE Craig	29 JAN 1983
KEN - Kenya	OTIENO Michael Owuor	13 MAY 1995
	RINGUI Anthony Mathenge	25 DEC 1970
KIR - Kiribati	FREDDY Choy	17 OCT 1987
	TETABO Katirakei	13 JUL 1996
LCA - Saint Lucia	ALBERT Adrian	26 JUL 1981
	WELLS Chris	25 DEC 1977
	FERDINAND Omarie	19 DEC 1993
	PIERRE Jedaiah	4 JUL 1992
MAS - Malaysia	IBRAHIM Muhd Shakirin	22 OCT 1985
	MUHAMAD RIZAL Muhamad Ashraf Haiqal	11 JUN 1994
	CHEE FENG Leong	25 FEB 1998
	DUNLEY Foo	14 JUL 1996
MAW - Malawi	HARA Stewart	5 MAR 1988
	SOMBA Abel	20 FEB 1991
MDV - Maldives	AHMED Moosa	10 JUL 1987
	NASEEM Mohamed	6 JUN 1997
MRI - Mauritius	CHAN YOOK FO Brian	10 MAY 1989
	YOGARAJAH Akhilen	20 MAR 1995
NGR - Nigeria	ARUNA Quadri	9 AUG 1988
	TORIOLA Segun	18 SEP 1974
NIR - Northern Ireland	McCREERY Paul	14 MAY 1992
	ROBINSON Ashley	24 NOV 1993



<b>CGA</b>	<b>Name</b>	<b>Date of Birth</b>
NZL - New Zealand	CORDUE John	30 SEP 1983
	JACKSON Peter	22 OCT 1964
	LIU Tengteng	16 JAN 1993
	XIAO Phillip	5 JAN 1991
PAK - Pakistan	KHURSHID Tabish	17 JUN 1995
	RAMEEZ Muhammad	19 MAR 1996
PNG - Papua New Guinea	MEA Boe	2 SEP 1992
	SEPA SIMOI Gasika	10 APR 1993
	LOI David	15 JAN 1995
	LOI Geoffrey	15 APR 2000
SCO - Scotland	CAMERON Niall	19 DEC 1979
	DOHERTY Sean	24 DEC 1992
	HOWIESON Craig	17 FEB 1990
	RUMGAY Gavin	27 AUG 1984
SEY - Seychelles	ESTHER Nicholas	21 APR 1999
	SULTAN Godfrey	8 APR 1985
SIN - Singapore	GAO Ning	11 OCT 1982
	LI Hu	26 JUN 1988
	YANG Zi	19 JUN 1984
	ZHAN Jian	30 JAN 1982
SKN - Saint Kitts and Nevis	FREEMAN Andre	21 JUN 1994
	LAKE Calvin	4 MAR 1972
SRI - Sri Lanka	DESHAPPRIYA Dinesh	21 SEP 1984
	SIRISENA Rohan	1 JAN 1982
	JAYASINGHE Nirmala	25 MAR 1983
	RANASINGHA Udaya	7 OCT 1998
SVG - St Vincent and the Grenadines	GAYMES JR Kavir	31 OCT 1993
	SPENCER Romano	5 JAN 1989
	de SHONG Javier	13 AUG 1996
	STANLEY Sean	16 JUN 1968



CGA	Name	Date of Birth
TTO - Trinidad and Tobago	DOOKRAM Yuvraaj	27 NOV 1989
	WILSON Aaron	26 SEP 1998
	HUMPHREYS Curtis	1 NOV 1984
	ST. LOUIS Dexter	21 MAR 1968
UGA - Uganda	MAFABI Kevin Evans	16 MAY 1986
	MUTAMBUZE Paul Moody	11 NOV 1964
VAN - Vanuatu	LULU Ham	7 JUN 1988
	SHING Yoshua	20 JUN 1993
	LIN Alan	27 NOV 1999
	SAUL Samuel	24 JUN 1998
WAL - Wales	EDWARDS Conor	2 JUL 1996
	O'CONNELL Daniel	5 MAR 1993
	JENKINS Ryan	20 NOV 1978
	JENKINS Stephen	8 JUN 1982
ZAM - Zambia	KALALUKA Simasiku	6 SEP 1977
	NG'ANDU Friday	19 SEP 1986

**NOTES**

All changes are available in INFO





## Match Results

**CHAN YOOK FO Brian (MRI) 3-2 BRITTON Shamar (GUY)**  
**YOGARAJAH A FRANKLIN Christopher**

Game Summary		Match	Game 1	Game 2	Game 3	Game 4	Game 5
<b>CHAN YOOK FO B / YOGARAJAH A</b>	<b>MRI</b>	<b>3</b>	5	11	12	8	11
BRITTON Shamar / FRANKLIN C	GUY	2	11	9	10	11	7
Duration:		<b>32min</b>	4 min	5 min	6 min	7 min	5 min

Match No : MD2 Table : 3

Umpires : COCHRANE Dave (ENG) FRASER Margot (ENG)

Player Statistics	CHAN YOOK FO B / YOGARAJAH A (MRI)						BRITTON S / FRANKLIN C (GUY)					
	Game					Match	Game					Match
	1	2	3	4	5		1	2	3	4	5	
Points won	5	11	12	8	11	<b>47</b>	11	9	10	11	7	<b>48</b>
Biggest lead	1	5	2	1	4	<b>5</b>	6	-	2	3	1	<b>6</b>
Points won on own serve	3	6	5	6	5	<b>25</b>	6	5	4	7	4	<b>26</b>
Points lost on own serve	5	4	6	4	3	<b>22</b>	2	5	6	2	6	<b>21</b>
Most consecutive points won	2	4	4	2	5	<b>5</b>	6	4	4	3	2	<b>6</b>
Greatest deficit overcome	-	-	2	-	1	<b>2</b>	1	-	-	1	-	<b>1</b>
Handedness/Grip	Right/Shakehand - Right/Shakehand						Left/Shakehand - Right/Shakehand					

### Game Progress

1	CHAN YOOK FO B / YOGARAJAH A (MRI)	0	*-1	1	*-2	4	*-4	4	*-4	<b>5</b>				
	<b>BRITTON S / FRANKLIN C (GUY)</b>	*-0	1	*-3	4	*-4	6	*-8	10	<b>11</b>				
2	CHAN YOOK FO B / YOGARAJAH A (MRI)	*-0	2	*-4	5	*-6	7	*-7	8	*-8	9	<b>11</b>		
	BRITTON S / FRANKLIN C (GUY)	0	*-0	0	*-1	2	*-3	5	*-6	8	*-9	<b>9</b>		
3	CHAN YOOK FO B / YOGARAJAH A (MRI)	0	*-1	2	*-4	4	*-4	6	*-8	8	*-9	10	*-11	<b>12</b>
	BRITTON S / FRANKLIN C (GUY)	0	1	*-2	2	*-4	6	*-6	6	*-8	9	*-10	10	<b>10</b>
4	CHAN YOOK FO B / YOGARAJAH A (MRI)	*-0	1	*-1	3	*-4	5	*-5	6	*-7	8	<b>8</b>		
	<b>BRITTON S / FRANKLIN C (GUY)</b>	0	*-1	3	*-3	4	*-5	7	*-8	9	*-10	<b>11</b>		
5	CHAN YOOK FO B / YOGARAJAH A (MRI)	0	*-1	2	*-4	6	*-7	7	*-8	10	<b>11</b>			
	BRITTON S / FRANKLIN C (GUY)	*-0	1	*-2	2	*-2	3	*-5	6	*-6	<b>7</b>			

### NOTES

"\*-." denotes first player of pair is server, "-\*" denotes second player of pair is server. The "Greatest deficit overcome" only applies when the pair ends up winning the game.

### LEGEND

**MD** Men's Doubles



## Match Results

**EDWARDS Conor (WAL) 3-0 FREDDY Choy (KIR)**  
**O'CONNELL Daniel TETABO Katirakei**

Game Summary		Match	Game 1	Game 2	Game 3	Game 4	Game 5
<b>EDWARDS Conor / O'CONNELL D</b>	WAL	<b>3</b>	11	11	12		
<b>FREDDY Choy / TETABO K</b>	KIR	<b>0</b>	7	7	10		
Duration:		<b>16min</b>	4 min	5 min	6 min		

Match No : MD3 Table : 4

Umpires : SCARR Val (NZL) TONGE Karen (ENG)

Player Statistics	EDWARDS C / O'CONNELL D (WAL)					Match	FREDDY C / TETABO K (KIR)					Match
	Game						Game					
	1	2	3	4	5		1	2	3	4	5	
Points won	11	11	12			<b>34</b>	7	7	10			<b>24</b>
Biggest lead	4	4	2			<b>4</b>	4	1	2			<b>4</b>
Points won on own serve	4	7	8			<b>19</b>	3	4	7			<b>14</b>
Points lost on own serve	4	3	3			<b>10</b>	7	4	4			<b>15</b>
Most consecutive points won	6	5	4			<b>6</b>	3	3	3			<b>3</b>
Greatest deficit overcome	4	1	2			<b>4</b>	-	-	-			<b>-</b>
Handedness/Grip	Right/Shakehand - Right/Shakehand						Right/Shakehand - Right/Shakehand					

### Game Progress

1	<b>EDWARDS C / O'CONNELL D (WAL)</b>	0	*0	1	*-2	2	*-4	6	*-8	9	<b>11</b>			
	FREDDY C / TETABO K (KIR)	*-0	2	*-3	4	*-6	6	*-6	6	*-7	<b>7</b>			
2	<b>EDWARDS C / O'CONNELL D (WAL)</b>	*-0	2	*-4	5	*-5	6	*-6	7	*-9	<b>11</b>			
	FREDDY C / TETABO K (KIR)	0	*-0	0	*-1	3	*-4	6	*-7	7	<b>7</b>			
3	<b>EDWARDS C / O'CONNELL D (WAL)</b>	0	*-0	2	*-3	4	*-4	6	*-8	9	*-9	10	*-11	<b>12</b>
	FREDDY C / TETABO K (KIR)	*-0	2	*-2	3	*-4	6	*-6	6	*-7	9	*-10	10	<b>10</b>

### NOTES

"\*-." denotes first player of pair is server, "-\*" denotes second player of pair is server. The "Greatest deficit overcome" only applies when the pair ends up winning the game.

### LEGEND

**MD** Men's Doubles



## Match Results

**CORDUE John (NZL) 3-0 FARLEY Kevin (BAR)**  
**JACKSON Peter FARLEY Trevor**

Game Summary		Match	Game 1	Game 2	Game 3	Game 4	Game 5
CORDUE John / JACKSON P	NZL	3	11	11	11		
FARLEY Kevin / FARLEY T	BAR	0	3	5	6		
Duration:		16min	4 min	4 min	5 min		

Match No : MD6 Table : 1

Umpires : EDWARDS David (ENG) CHAN Gregory (CAN)

Player Statistics	CORDUE J / JACKSON P (NZL)					Match	FARLEY K / FARLEY T (BAR)					Match
	Game						Game					
	1	2	3	4	5		1	2	3	4	5	
Points won	11	11	11			33	3	5	6			14
Biggest lead	8	6	5			8	1	1	-			1
Points won on own serve	4	4	4			12	2	1	2			5
Points lost on own serve	1	4	4			9	6	7	6			19
Most consecutive points won	8	4	4			8	1	2	3			3
Greatest deficit overcome	1	1	-			1	-	-	-			-
Handedness/Grip	Right/Shakehand - Left/Shakehand						Left/Shakehand - Right/Shakehand					

### Game Progress

1	CORDUE J / JACKSON P (NZL)	0	*1	3	*5	7	*9	10	11		
	FARLEY K / FARLEY T (BAR)	0	1	*1	1	*1	1	*2	3		
2	CORDUE J / JACKSON P (NZL)	*0	1	*3	3	*5	7	*8	9	11	
	FARLEY K / FARLEY T (BAR)	0	*1	1	*3	3	*3	4	*5	5	
3	CORDUE J / JACKSON P (NZL)	0	*2	4	*5	5	*6	7	*9	10	11
	FARLEY K / FARLEY T (BAR)	0	0	*0	1	*3	4	*5	5	*6	6

### NOTES

"\*-." denotes first player of pair is server, "-\*" denotes second player of pair is server. The "Greatest deficit overcome" only applies when the pair ends up winning the game.

### LEGEND

MD Men's Doubles



## Match Results

**DOOKRAM Yuvraaj (TTO) 3-0 DYER Marlon (DMA)**  
**WILSON Aaron TAYLOR Dane**

Game Summary		Match	Game 1	Game 2	Game 3	Game 4	Game 5
<b>DOOKRAM Yuvraaj / WILSON A</b>	<b>TTO</b>	<b>3</b>	11	11	11		
<b>DYER Marlon / TAYLOR D</b>	<b>DMA</b>	<b>0</b>	5	8	8		
Duration:		<b>13min</b>	3 min	4 min	4 min		

Match No : MD7 Table : 5

Umpires : SUTCLIFFE Russell (ENG) HOPKINS Alan (AUS)

Player Statistics	DOOKRAM Y / WILSON A (TTO)					Match	DYER M / TAYLOR D (DMA)					Match
	Game						Game					
	1	2	3	4	5		1	2	3	4	5	
Points won	11	11	11			<b>33</b>	5	8	8			<b>21</b>
Biggest lead	6	3	4			<b>6</b>	3	4	3			<b>4</b>
Points won on own serve	6	5	7			<b>18</b>	3	4	5			<b>12</b>
Points lost on own serve	2	4	3			<b>9</b>	5	6	4			<b>15</b>
Most consecutive points won	9	5	6			<b>9</b>	2	5	7			<b>7</b>
Greatest deficit overcome	3	4	3			<b>4</b>	-	-	-			<b>-</b>
Handedness/Grip	Right/Shakehand - Right/Shakehand						Right/Shakehand - Right/Shakehand					

### Game Progress

1	<b>DOOKRAM Y / WILSON A (TTO)</b>	-*0	1	*-1	2	-*3	5	*-7	9	<b>11</b>		
	DYER M / TAYLOR D (DMA)	0	-*1	3	*-4	5	-*5	5	*-5	<b>5</b>		
2	<b>DOOKRAM Y / WILSON A (TTO)</b>	0	*-1	1	*-1	2	*-4	5	*-6	8	*-10	<b>11</b>
	DYER M / TAYLOR D (DMA)	*-0	1	-*3	5	*-6	6	-*7	8	*-8	8	<b>8</b>
3	<b>DOOKRAM Y / WILSON A (TTO)</b>	*-0	2	-*3	5	*-5	5	-*5	6	*-8	10	<b>11</b>
	DYER M / TAYLOR D (DMA)	0	*-0	1	-*1	3	*-5	7	-*8	8	*-8	<b>8</b>

### NOTES

"\*-." denotes first player of pair is server, "-\*" denotes second player of pair is server. The "Greatest deficit overcome" only applies when the pair ends up winning the game.

### LEGEND

**MD** Men's Doubles



## Match Results

**HARA Stewart (MAW) 3-0 LIN Alan (VAN)**  
**SOMBA Abel SAUL Samuel**

Game Summary		Match	Game 1	Game 2	Game 3	Game 4	Game 5
<b>HARA Stewart / SOMBA A</b>	<b>MAW</b>	<b>3</b>	11	11	11		
LIN Alan / SAUL S	VAN	0	9	8	7		
Duration:		<b>16min</b>	6 min	4 min	4 min		

Match No : MD10 Table : 7

Umpires : WILLIAMS Jackie (WAL) REID Lynda (ENG)

Player Statistics	HARA S / SOMBA A (MAW)					Match	LIN A / SAUL S (VAN)					Match
	Game						Game					
	1	2	3	4	5		1	2	3	4	5	
Points won	11	11	11			<b>33</b>	9	8	7			<b>24</b>
Biggest lead	2	3	4			<b>4</b>	3	1	1			<b>3</b>
Points won on own serve	6	4	7			<b>17</b>	5	3	4			<b>12</b>
Points lost on own serve	4	5	2			<b>11</b>	5	7	4			<b>16</b>
Most consecutive points won	4	4	3			<b>4</b>	4	2	2			<b>4</b>
Greatest deficit overcome	3	1	1			<b>3</b>	-	-	-			<b>-</b>
Handedness/Grip	Right/Shakehand - Right/Shakehand						/Shakehand - /Shakehand					

### Game Progress

1	<b>HARA S / SOMBA A (MAW)</b>	-*0	2	*-2	2	*-3	4	*-6	7	-*8	10	<b>11</b>
	LIN A / SAUL S (VAN)	0	-*0	2	*-4	5	-*6	6	*-7	8	-*8	<b>9</b>
2	<b>HARA S / SOMBA A (MAW)</b>	0	*-2	2	*-3	4	-*5	6	*-8	9	-*10	<b>11</b>
	LIN A / SAUL S (VAN)	*-0	0	-*2	3	*-4	5	-*6	6	*-7	8	<b>8</b>
3	<b>HARA S / SOMBA A (MAW)</b>	0	1	*-2	4	-*5	6	*-7	8	-*9	<b>11</b>	
	LIN A / SAUL S (VAN)	0	*-1	2	-*2	3	*-4	5	-*6	7	<b>7</b>	

### NOTES

"\*-." denotes first player of pair is server, "-\*" denotes second player of pair is server. The "Greatest deficit overcome" only applies when the pair ends up winning the game.

### LEGEND

**MD** Men's Doubles



## Match Results

**DESHAPPRIYA Dinesh (SRI) 3-1 MAFABI Kevin Evans (UGA)**  
**SIRISENA Rohan MUTAMBUZE Paul Moody**

Game Summary		Match	Game 1	Game 2	Game 3	Game 4	Game 5
<b>DESHAPPRIYA Dinesh / SIRISENA R</b>	<b>SRI</b>	<b>3</b>	11	11	9	11	
<b>MAFABI KE / MUTAMBUZE PM</b>	<b>UGA</b>	<b>1</b>	8	7	11	9	
Duration:		<b>23min</b>	4 min	4 min	5 min	6 min	

Match No : MD11 Table : 8

Umpires : HO Fanny (AUS) CURTIS Neil (ENG)

Player Statistics	DESHAPPRIYA D / SIRISENA R (SRI)					Match	MAFABI KE / MUTAMBUZE PM (UGA)					Match
	Game						Game					
	1	2	3	4	5		1	2	3	4	5	
Points won	11	11	9	11		<b>42</b>	8	7	11	9		<b>35</b>
Biggest lead	4	5	1	2		<b>5</b>	1	1	3	4		<b>4</b>
Points won on own serve	8	5	6	5		<b>24</b>	7	2	6	4		<b>19</b>
Points lost on own serve	1	5	4	5		<b>15</b>	3	6	3	6		<b>18</b>
Most consecutive points won	3	4	3	4		<b>4</b>	2	2	3	5		<b>5</b>
Greatest deficit overcome	1	1	-	4		<b>4</b>	-	-	1	-		<b>1</b>
Handedness/Grip	Right/Shakehand - Right/Shakehand						/Shakehand - /Shakehand					

### Game Progress

1	<b>DESHAPPRIYA D / SIRISENA R (SRI)</b>	0	*-1	2	*-3	5	*-5	7	*-8	10	*-10	<b>11</b>
	MAFABI KE / MUTAMBUZE PM (UGA)	*-0	1	*-2	3	*-3	5	*-5	6	*-6	8	<b>8</b>
2	<b>DESHAPPRIYA D / SIRISENA R (SRI)</b>	*-0	1	*-2	3	*-5	6	*-8	9	*-10	<b>11</b>	
	MAFABI KE / MUTAMBUZE PM (UGA)	0	*-1	2	*-3	3	*-4	4	*-5	6	<b>7</b>	
3	<b>DESHAPPRIYA D / SIRISENA R (SRI)</b>	0	*-0	1	*-2	3	*-4	6	*-6	8	*-9	<b>9</b>
	MAFABI KE / MUTAMBUZE PM (UGA)	0	2	*-3	4	*-5	6	*-6	8	*-8	9	<b>11</b>
4	<b>DESHAPPRIYA D / SIRISENA R (SRI)</b>	*-0	1	*-2	2	*-2	3	*-5	7	*-8	9	<b>11</b>
	MAFABI KE / MUTAMBUZE PM (UGA)	0	*-1	2	*-4	6	*-7	7	*-7	8	*-9	<b>9</b>

### NOTES

"\*-." denotes first player of pair is server, "-\*" denotes second player of pair is server. The "Greatest deficit overcome" only applies when the pair ends up winning the game.

### LEGEND

**MD** Men's Doubles



## Match Results

**HU Heming (AUS) 3-0 MEA Boe (PNG)**  
**YAN Xin SEPA SIMOI Gasika**

Game Summary		Match	Game 1	Game 2	Game 3	Game 4	Game 5
<b>HU Heming / YAN X</b>	<b>AUS</b>	<b>3</b>	11	11	11		
MEA Boe / SEPA SIMOI G	PNG	0	2	6	5		
Duration:		<b>10min</b>	3 min	4 min	3 min		

Match No : MD13 Table : 9  
Umpires : DZIOBA Greg (CAN) ARINYE Cecilia (NGR)

Player Statistics	HU H / YAN X (AUS)					Match	MEA B / SEPA SIMOI G (PNG)					Match
	Game						Game					
	1	2	3	4	5		1	2	3	4	5	
Points won	11	11	11			<b>33</b>	2	6	5			<b>13</b>
Biggest lead	9	5	6			<b>9</b>	-	1	1			<b>1</b>
Points won on own serve	5	5	7			<b>17</b>	1	2	4			<b>7</b>
Points lost on own serve	1	4	1			<b>6</b>	6	6	4			<b>16</b>
Most consecutive points won	5	3	7			<b>7</b>	1	2	2			<b>2</b>
Greatest deficit overcome	-	1	1			<b>1</b>	-	-	-			<b>-</b>
Handedness/Grip	Right/Shakehand - Right/Shakehand						Right/Shakehand - Right/Shakehand					

### Game Progress

1	<b>HU H / YAN X (AUS)</b>	0	*-1	3	*-5	6	*-8	10	<b>11</b>		
	MEA B / SEPA SIMOI G (PNG)	*-0	1	*-1	1	*-2	2	*-2	<b>2</b>		
2	<b>HU H / YAN X (AUS)</b>	*-0	1	*-2	3	*-5	6	*-7	8	*-10	<b>11</b>
	MEA B / SEPA SIMOI G (PNG)	0	*-1	2	*-3	3	*-4	5	*-6	6	<b>6</b>
3	<b>HU H / YAN X (AUS)</b>	0	*-1	2	*-3	5	*-7	9	*-9	<b>11</b>	
	MEA B / SEPA SIMOI G (PNG)	*-0	1	*-2	3	*-3	3	*-3	5	<b>5</b>	

### NOTES

"\*-." denotes first player of pair is server, "-\*" denotes second player of pair is server. The "Greatest deficit overcome" only applies when the pair ends up winning the game.

### LEGEND

**MD** Men's Doubles



## Match Results

**FERDINAND Omarie (LCA) 3-0 de SHONG Javier (SVG)**  
**PIERRE Jedaiah STANLEY Sean**

Game Summary		Match	Game 1	Game 2	Game 3	Game 4	Game 5
<b>FERDINAND Omarie / PIERRE J</b>	LCA	<b>3</b>	11	11	11		
de SHONG Javier / STANLEY S	SVG	<b>0</b>	6	7	8		
Duration:		<b>13min</b>	4 min	4 min	5 min		

Match No : MD14 Table : 10

Umpires : ROBERTS Averil (AUS) GOULDEN David (ENG)

Player Statistics	FERDINAND O / PIERRE J (LCA)					Match	de SHONG J / STANLEY S (SVG)					Match	
	Game						Match	Game					
	1	2	3	4	5			1	2	3	4		5
Points won	11	11	11			<b>33</b>	6	7	8			<b>21</b>	
Biggest lead	7	4	7			<b>7</b>	1	1	-			<b>1</b>	
Points won on own serve	5	6	6			<b>17</b>	3	3	5			<b>11</b>	
Points lost on own serve	3	4	3			<b>10</b>	6	5	4			<b>15</b>	
Most consecutive points won	5	3	7			<b>7</b>	3	3	5			<b>5</b>	
Greatest deficit overcome	1	1	-			<b>1</b>	-	-	-			<b>-</b>	
Handedness/Grip	Right/Shakehand - Right/Shakehand						Right/Shakehand - Right/Shakehand						

### Game Progress

1	<b>FERDINAND O / PIERRE J (LCA)</b>	0	*-1	2	*-4	6	*-7	9	*-10	10	<b>11</b>	
	de SHONG J / STANLEY S (SVG)	*-0	1	*-2	2	*-2	3	*-3	4	*-6	<b>6</b>	
2	<b>FERDINAND O / PIERRE J (LCA)</b>	*-0	2	*-2	3	*-5	6	*-7	8	*-10	<b>11</b>	
	de SHONG J / STANLEY S (SVG)	0	*-0	2	*-3	3	*-4	5	*-6	6	<b>7</b>	
3	<b>FERDINAND O / PIERRE J (LCA)</b>	0	*-2	4	*-6	7	*-7	9	*-10	10	*-10	<b>11</b>
	de SHONG J / STANLEY S (SVG)	0	0	*-0	0	*-1	3	*-3	4	*-6	8	<b>8</b>

### NOTES

"\*-." denotes first player of pair is server, "-\*" denotes second player of pair is server. The "Greatest deficit overcome" only applies when the pair ends up winning the game.

### LEGEND

**MD** Men's Doubles





## Match Results

**ABREFA Derek (GHA) 3-0 TOMLINSON Simon (JAM)**  
**LARTEY Felix WATSON Kane**

Game Summary		Match	Game 1	Game 2	Game 3	Game 4	Game 5
<b>ABREFA Derek / LARTEY F</b>	<b>GHA</b>	<b>3</b>	12	11	11		
TOMLINSON Simon / WATSON K	JAM	0	10	9	1		
Duration:		<b>18min</b>	6 min	6 min	3 min		

Match No : MD15 Table : 2

Umpires : PURCELL Tom (ENG) NEELAKANTA IYER Ganeshan (IND)

Player Statistics	ABREFA D / LARTEY F (GHA)					Match	TOMLINSON S / WATSON K (JAM)					Match
	Game						Game					
	1	2	3	4	5		1	2	3	4	5	
Points won	12	11	11			<b>34</b>	10	9	1			<b>20</b>
Biggest lead	2	2	10			<b>10</b>	4	3	-			<b>4</b>
Points won on own serve	9	6	6			<b>21</b>	8	5	1			<b>14</b>
Points lost on own serve	2	4	0			<b>6</b>	3	5	5			<b>13</b>
Most consecutive points won	6	4	6			<b>6</b>	4	3	1			<b>4</b>
Greatest deficit overcome	4	3	-			<b>4</b>	-	-	-			<b>-</b>
Handedness/Grip	Right/Shakehand - Right/Shakehand						/Shakehand - /Shakehand					

### Game Progress

1	<b>ABREFA D / LARTEY F (GHA)</b>	*-0	1	*-1	2	*-2	4	*-6	8	*-8	10	*-10	11	<b>12</b>
	TOMLINSON S / WATSON K (JAM)	0	*-1	3	*-4	6	*-6	6	*-6	8	*-8	10	*-10	<b>10</b>
2	<b>ABREFA D / LARTEY F (GHA)</b>	0	*-1	2	*-2	4	*-4	5	*-7	7	*-9	<b>11</b>		
	TOMLINSON S / WATSON K (JAM)	*-0	1	*-2	4	*-4	6	*-7	7	*-9	9	<b>9</b>		
3	<b>ABREFA D / LARTEY F (GHA)</b>	*-0	2	*-4	6	*-7	9	<b>11</b>						
	TOMLINSON S / WATSON K (JAM)	0	*-0	0	*-0	1	*-1	<b>1</b>						

### NOTES

"\*-." denotes first player of pair is server, "-\*" denotes second player of pair is server. The "Greatest deficit overcome" only applies when the pair ends up winning the game.

### LEGEND

**MD** Men's Doubles



## Match Results

**KALALUKA Simasiku (ZAM) 3-0 LOI David (PNG)**  
**NG'ANDU Friday LOI Geoffrey**

Game Summary		Match	Game 1	Game 2	Game 3	Game 4	Game 5
KALALUKA Simasiku / NG'ANDU F	ZAM	3	11	11	11		
LOI David / LOI G	PNG	0	7	5	7		
Duration:		11min	4 min	3 min	3 min		

Match No : MD18 Table : 3

Umpires : CHAY Winnie (SIN) COCHRANE Dave (ENG)

Player Statistics	KALALUKA S / NG'ANDU F (ZAM)					Match	LOI D / LOI G (PNG)					Match
	Game						Game					
	1	2	3	4	5		1	2	3	4	5	
Points won	11	11	11			33	7	5	7			19
Biggest lead	4	6	4			6	1	1	1			1
Points won on own serve	4	6	6			16	3	3	5			11
Points lost on own serve	4	2	2			8	7	5	5			17
Most consecutive points won	3	5	4			5	2	2	3			3
Greatest deficit overcome	1	1	1			1	-	-	-			-
Handedness/Grip	/Shakehand - /Shakehand						Right/Shakehand - Right/Shakehand					

### Game Progress

1	KALALUKA S / NG'ANDU F (ZAM)	0	*-1	2	*-4	4	*-5	7	*-8	9	11
	LOI D / LOI G (PNG)	*-0	1	*-2	2	*-4	5	*-5	6	*-7	7
2	KALALUKA S / NG'ANDU F (ZAM)	*-0	1	*-2	3	*-5	7	*-8	10	11	
	LOI D / LOI G (PNG)	0	*-1	2	*-3	3	*-3	4	*-4	5	
3	KALALUKA S / NG'ANDU F (ZAM)	0	*-1	3	*-4	5	*-5	6	*-7	9	11
	LOI D / LOI G (PNG)	*-0	1	*-1	2	*-3	5	*-6	7	*-7	7

### NOTES

"\*-." denotes first player of pair is server, "-\*" denotes second player of pair is server. The "Greatest deficit overcome" only applies when the pair ends up winning the game.

### LEGEND

MD Men's Doubles



## Match Results

**OTIENO Michael O (KEN) 3-0** GAYMES JR Kavir (SVG)  
RINGUI Anthony Mathenge SPENCER Romano

Game Summary		Match	Game 1	Game 2	Game 3	Game 4	Game 5
OTIENO Michael O / RINGUI AM	KEN	3	11	11	11		
GAYMES JR Kavir / SPENCER R	SVG	0	9	6	5		
Duration:		15min	5 min	4 min	4 min		

Match No : MD19 Table : 4

Umpires : CLAXTON Roy (SCO) EDWARDS David (ENG)

Player Statistics	OTIENO MO / RINGUI AM (KEN)					Match	GAYMES JR K / SPENCER R (SVG)					Match
	Game						Game					
	1	2	3	4	5		1	2	3	4	5	
Points won	11	11	11			33	9	6	5			20
Biggest lead	3	5	6			6	-	1	-			1
Points won on own serve	5	7	4			16	4	4	1			9
Points lost on own serve	5	2	4			11	6	4	6			16
Most consecutive points won	2	5	6			6	3	3	2			3
Greatest deficit overcome	-	1	-			1	-	-	-			-
Handedness/Grip	/Shakehand - /Shakehand						Left/Shakehand - Right/Shakehand					

### Game Progress

1	OTIENO MO / RINGUI AM (KEN)	0	*-1	3	*-4	5	*-6	7	*-8	8	*-10	11
	GAYMES JR K / SPENCER R (SVG)	*-0	1	*-1	2	*-3	4	*-5	6	*-8	8	9
2	OTIENO MO / RINGUI AM (KEN)	*-0	2	*-2	3	*-5	6	*-6	8	*-10	11	
	GAYMES JR K / SPENCER R (SVG)	0	*-0	2	*-3	3	*-4	6	*-6	6	6	
3	OTIENO MO / RINGUI AM (KEN)	0	*-2	4	*-6	6	*-7	8	*-10	11		
	GAYMES JR K / SPENCER R (SVG)	0	0	*-0	0	*-2	3	*-4	4	5		

### NOTES

"\*-." denotes first player of pair is server, "-\*" denotes second player of pair is server. The "Greatest deficit overcome" only applies when the pair ends up winning the game.

### LEGEND

MD Men's Doubles



## Match Results

**CAMERON Niall (SCO) 3-1 LIU Tengteng (NZL)**  
**DOHERTY Sean XIAO Phillip**

Game Summary		Match	Game 1	Game 2	Game 3	Game 4	Game 5
<b>CAMERON Niall / DOHERTY S</b>	SCO	<b>3</b>	12	8	11	14	
LIU Tengteng / XIAO P	NZL	<b>1</b>	10	11	9	12	
Duration:		<b>38min</b>	8 min	6 min	7 min	11 min	

Match No : MD21 Table : 1

Umpires : TONGE Karen (ENG) JUTLE Harry (ENG)

Player Statistics	CAMERON N / DOHERTY S (SCO)					Match	LIU T / XIAO P (NZL)					Match
	Game						Game					
	1	2	3	4	5		1	2	3	4	5	
Points won	12	8	11	14		<b>45</b>	10	11	9	12		<b>42</b>
Biggest lead	5	3	6	2		<b>6</b>	1	3	-	2		<b>3</b>
Points won on own serve	7	3	6	7		<b>23</b>	6	4	5	6		<b>21</b>
Points lost on own serve	4	7	4	6		<b>21</b>	5	5	4	7		<b>21</b>
Most consecutive points won	4	2	4	3		<b>4</b>	5	4	5	3		<b>5</b>
Greatest deficit overcome	1	-	-	2		<b>2</b>	-	3	-	-		<b>3</b>
Handedness/Grip	Right/Shakehand - Right/Shakehand						Right/Shakehand - Right/Shakehand					

### Game Progress

1	<b>CAMERON N / DOHERTY S (SCO)</b>	0	-*1	3	*-4	5	-*6	8	*-9	9	-*9	10	*-11	<b>12</b>				
	LIU T / XIAO P (NZL)	-*0	1	*-1	2	-*3	4	*-4	5	-*7	9	*-10	10	<b>10</b>				
2	<b>CAMERON N / DOHERTY S (SCO)</b>	-*0	1	*-3	4	-*5	5	*-6	6	-*7	8	<b>8</b>						
	LIU T / XIAO P (NZL)	0	-*1	1	*-2	3	-*5	6	*-8	9	-*10	<b>11</b>						
3	<b>CAMERON N / DOHERTY S (SCO)</b>	0	-*2	3	*-3	5	-*6	8	*-10	10	-*10	<b>11</b>						
	LIU T / XIAO P (NZL)	0	0	*-1	3	*-3	4	*-4	4	-*6	8	<b>9</b>						
4	<b>CAMERON N / DOHERTY S (SCO)</b>	-*0	1	*-2	3	*-4	5	*-5	7	-*8	9	*-10	10	*-11	11	*-12	13	<b>14</b>
	LIU T / XIAO P (NZL)	0	-*1	2	*-3	4	-*5	7	*-7	8	-*9	10	*-11	11	*-12	12	*-12	<b>12</b>

### NOTES

"\*-" denotes first player of pair is server, "-\*" denotes second player of pair is server. The "Greatest deficit overcome" only applies when the pair ends up winning the game.

### LEGEND

**MD** Men's Doubles



## Match Results

**BAND Josh (JEY) 3-0 ALBERT Adrian (LCA)**  
**GASCOYNE Craig WELLS Chris**

Game Summary		Match	Game 1	Game 2	Game 3	Game 4	Game 5
<b>BAND Josh / GASCOYNE C</b>	<b>JEY</b>	<b>3</b>	11	11	11		
ALBERT Adrian / WELLS C	LCA	0	9	6	6		
Duration:		17min	5 min	5 min	5 min		

Match No : MD22 Table : 2

Umpires : TAN Corelle (SIN) PURCELL Tom (ENG)

Player Statistics	BAND J / GASCOYNE C (JEY)					Match	ALBERT A / WELLS C (LCA)					Match
	Game						Game					
	1	2	3	4	5		1	2	3	4	5	
Points won	11	11	11			33	9	6	6			21
Biggest lead	2	5	5			5	2	2	-			2
Points won on own serve	5	5	6			16	4	2	4			10
Points lost on own serve	5	4	2			11	6	6	4			16
Most consecutive points won	2	5	3			5	3	2	2			3
Greatest deficit overcome	2	2	-			2	-	-	-			-
Handedness/Grip	Left/Shakehand - Right/Shakehand						Right/Shakehand - Right/Shakehand					

### Game Progress

1	<b>BAND J / GASCOYNE C (JEY)</b>	0	*-1	1	*-2	4	*-5	6	*-7	8	*-10	11
	ALBERT A / WELLS C (LCA)	*-0	1	*-3	4	*-4	5	*-6	7	*-8	8	9
2	<b>BAND J / GASCOYNE C (JEY)</b>	*-0	1	*-2	2	*-4	5	*-6	8	*-10	11	
	ALBERT A / WELLS C (LCA)	0	*-1	2	*-4	4	*-5	6	*-6	6	6	
3	<b>BAND J / GASCOYNE C (JEY)</b>	0	*-1	3	*-4	5	*-6	7	*-8	10	11	
	ALBERT A / WELLS C (LCA)	0	1	*-1	2	*-3	4	*-5	6	*-6	6	

### NOTES

"\*-." denotes first player of pair is server, "-\*" denotes second player of pair is server. The "Greatest deficit overcome" only applies when the pair ends up winning the game.

### LEGEND

MD Men's Doubles



## Match Results

**AKAYADE S (GHA) 3-0 FREEMAN Andre (SKN)**  
**COMMEY Emmanuel LAKE Calvin**

Game Summary		Match	Game 1	Game 2	Game 3	Game 4	Game 5
<b>AKAYADE S / COMMEY E</b>	<b>GHA</b>	<b>3</b>	11	11	11		
FREEMAN Andre / LAKE C	SKN	0	3	3	3		
Duration:		<b>11min</b>	3 min	3 min	4 min		

Match No : MD23 Table : 6

Umpires : MADHOSINGH Chandra (CAN) WILLIAMSON Bob (ENG)

Player Statistics	AKAYADE S / COMMEY E (GHA)					Match	FREEMAN A / LAKE C (SKN)					Match
	Game						Game					
	1	2	3	4	5		1	2	3	4	5	
Points won	11	11	11			<b>33</b>	3	3	3			<b>9</b>
Biggest lead	8	8	8			<b>8</b>	1	1	-			<b>1</b>
Points won on own serve	7	5	8			<b>20</b>	2	2	3			<b>7</b>
Points lost on own serve	1	1	0			<b>2</b>	4	6	3			<b>13</b>
Most consecutive points won	6	5	6			<b>6</b>	1	1	2			<b>2</b>
Greatest deficit overcome	1	1	-			<b>1</b>	-	-	-			<b>-</b>
Handedness/Grip	Right/Shakehand - Left/Shakehand						Right/Shakehand - Right/Shakehand					

### Game Progress

1	<b>AKAYADE S / COMMEY E (GHA)</b>	-*0	1	*-2	4	-*5	7	*-9	<b>11</b>
	FREEMAN A / LAKE C (SKN)	0	-*1	2	*-2	3	-*3	3	<b>3</b>
2	<b>AKAYADE S / COMMEY E (GHA)</b>	0	-*1	3	*-5	6	-*7	9	<b>11</b>
	FREEMAN A / LAKE C (SKN)	-*0	1	*-1	1	-*2	3	*-3	<b>3</b>
3	<b>AKAYADE S / COMMEY E (GHA)</b>	-*0	2	*-4	6	-*6	8	*-9	<b>11</b>
	FREEMAN A / LAKE C (SKN)	0	-*0	0	*-0	2	-*2	3	<b>3</b>

### NOTES

"\*-" denotes first player of pair is server, "-\*" denotes second player of pair is server. The "Greatest deficit overcome" only applies when the pair ends up winning the game.

### LEGEND

**MD** Men's Doubles



## Match Results

**JAYASINGHE Nirmala (SRI) 3-0 AHMED Moosa (MDV)**  
**RANASINGHA Udaya NASEEM Mohamed**

Game Summary		Match	Game 1	Game 2	Game 3	Game 4	Game 5
JAYASINGHE N / RANASINGHA U	SRI	3	11	11	11		
AHMED Moosa / NASEEM M	MDV	0	7	8	8		
Duration:		18min	7 min	5 min	5 min		

Match No : MD26 Table : 7

Umpires : MUDIBO Andrew (KEN) WILLIAMS Jackie (WAL)

Player Statistics	JAYASINGHE N / RANASINGHA U (SRI)					Match	AHMED M / NASEEM M (MDV)					Match
	Game						Game					
	1	2	3	4	5		1	2	3	4	5	
Points won	11	11	11			33	7	8	8			23
Biggest lead	4	3	6			6	1	2	-			2
Points won on own serve	7	5	5			17	4	4	4			12
Points lost on own serve	3	4	4			11	4	6	5			15
Most consecutive points won	3	3	4			4	2	3	4			4
Greatest deficit overcome	1	2	-			2	-	-	-			-
Handedness/Grip	Right/Shakehand - Right/Shakehand						Left/Shakehand - Right/Shakehand					

### Game Progress

1	JAYASINGHE N / RANASINGHA U (SRI)	*-0	1	*-2	4	*-5	6	*-7	8	*-9	11	
	AHMED M / NASEEM M (MDV)	0	*-1	2	*-2	3	*-4	5	*-6	7	7	
2	JAYASINGHE N / RANASINGHA U (SRI)	0	*-2	3	*-3	4	*-4	5	*-7	8	*-10	11
	AHMED M / NASEEM M (MDV)	*-0	0	*-1	3	*-4	6	*-7	7	*-8	8	8
3	JAYASINGHE N / RANASINGHA U (SRI)	0	2	*-4	5	*-6	7	*-8	10	*-10	10	11
	AHMED M / NASEEM M (MDV)	0	*-0	0	*-1	2	*-3	4	*-4	6	*-8	8

### NOTES

"\*-." denotes first player of pair is server, "-\*" denotes second player of pair is server. The "Greatest deficit overcome" only applies when the pair ends up winning the game.

### LEGEND

MD Men's Doubles



## Match Results

**LULU Ham (VAN) 3-2 MARSH Christopher (JAM)**  
**SHING Yoshua PARHAM Dale**

Game Summary		Match	Game 1	Game 2	Game 3	Game 4	Game 5
LULU Ham / SHING Y	VAN	3	7	11	11	11	11
MARSH Christopher / PARHAM D	JAM	2	11	13	2	6	9
Duration:		29min	4 min	7 min	4 min	5 min	6 min

Match No : MD27 Table : 8

Umpires : TITUS Denver (RSA) HO Fanny (AUS)

Player Statistics	LULU H / SHING Y (VAN)						MARSH C / PARHAM D (JAM)					
	Game					Match	Game					Match
	1	2	3	4	5		1	2	3	4	5	
Points won	7	11	11	11	11	51	11	13	2	6	9	41
Biggest lead	1	1	9	5	2	9	4	6	-	1	3	6
Points won on own serve	4	7	6	7	5	29	7	8	2	4	4	25
Points lost on own serve	4	5	0	1	5	15	3	4	5	4	6	22
Most consecutive points won	2	4	7	4	3	7	4	4	1	1	3	4
Greatest deficit overcome	-	-	-	1	3	3	1	1	-	-	-	1
Handedness/Grip	/Shakehand - /Shakehand						/Shakehand - /Shakehand					

### Game Progress

1	LULU H / SHING Y (VAN)	0	*0	2	*3	4	*5	6	*6	6	7					
	MARSH C / PARHAM D (JAM)	*0	2	*2	3	*4	5	*6	8	*10	11					
2	LULU H / SHING Y (VAN)	*0	1	*1	2	*2	2	*4	6	*7	9	*10	11	*11	11	
	MARSH C / PARHAM D (JAM)	0	*1	3	*4	6	*8	8	*8	9	*9	10	*10	11	*12	13
3	LULU H / SHING Y (VAN)	0	*1	3	*5	7	*8	10	11							
	MARSH C / PARHAM D (JAM)	*0	1	*1	1	*1	2	*2	2							
4	LULU H / SHING Y (VAN)	0	1	*2	4	*5	7	*8	9	*10	11					
	MARSH C / PARHAM D (JAM)	0	*1	2	*2	3	*3	4	*5	6	6					
5	LULU H / SHING Y (VAN)	0	*1	1	*2	*3	4	*6	7	9	*9	11				
	MARSH C / PARHAM D (JAM)	*0	1	*3	4	5	*6	6	*7	*7	9	9				

### NOTES

"\*-" denotes first player of pair is server, "-\*" denotes second player of pair is server. The "Greatest deficit overcome" only applies when the pair ends up winning the game.

### LEGEND

MD Men's Doubles





## Match Results

**HUMPHREYS Curtis (TTO) 3-0 KHURSHID Tabish (PAK)**  
**ST. LOUIS Dexter RAMEEZ Muhammad**

Game Summary		Match	Game 1	Game 2	Game 3	Game 4	Game 5
HUMPHREYS Curtis / ST. LOUIS D	TTO	3	11	11	11		
KHURSHID Tabish / RAMEEZ M	PAK	0	8	1	2		
Duration:		12min	6 min	3 min	2 min		

Match No : MD29 Table : 5

Umpires : KNOWLES Kathleen (SCO) SUTCLIFFE Russell (ENG)

Player Statistics	HUMPHREYS C / ST. LOUIS D (TTO)					Match	KHURSHID T / RAMEEZ M (PAK)					Match
	Game						Game					
	1	2	3	4	5		1	2	3	4	5	
Points won	11	11	11			33	8	1	2			11
Biggest lead	3	10	9			10	1	-	-			1
Points won on own serve	6	6	6			18	4	1	2			7
Points lost on own serve	4	0	0			4	5	5	4			14
Most consecutive points won	2	7	5			7	2	1	1			2
Greatest deficit overcome	1	-	-			1	-	-	-			-
Handedness/Grip	Right/Shakehand - Left/Shakehand						Right/Shakehand - Right/Shakehand					

### Game Progress

1	HUMPHREYS C / ST. LOUIS D (TTO)	*-0	1	*-2	3	*-4	5	*-6	8	*-9	10	11
	KHURSHID T / RAMEEZ M (PAK)	0	*-1	2	*-3	4	*-5	6	*-6	7	*-8	8
2	HUMPHREYS C / ST. LOUIS D (TTO)	0	*-2	4	*-5	7	*-9	11				
	KHURSHID T / RAMEEZ M (PAK)	*-0	0	*-0	1	*-1	1	1				
3	HUMPHREYS C / ST. LOUIS D (TTO)	0	2	*-3	5	*-6	8	*-10	11			
	KHURSHID T / RAMEEZ M (PAK)	0	*-0	1	*-1	2	*-2	2	2			

### NOTES

"\*-." denotes first player of pair is server, "-\*" denotes second player of pair is server. The "Greatest deficit overcome" only applies when the pair ends up winning the game.

### LEGEND

MD Men's Doubles



## Match Results

**DAVID Paul (GUY) 3-0** BILLAH Mahmub (BAN)  
**LEWIS Idi** CHOWDHURY Manash

Game Summary		Match	Game 1	Game 2	Game 3	Game 4	Game 5
DAVID Paul / LEWIS I	GUY	3	11	12	11		
BILLAH Mahmub / CHOWDHURY M	BAN	0	6	10	5		
Duration:		14min	4 min	5 min	4 min		

Match No : MD30 Table : 9

Umpires : GOUGH David (ENG) DZIOBA Greg (CAN)

Player Statistics	DAVID P / LEWIS I (GUY)					Match	BILLAH M / CHOWDHURY M (BAN)					Match
	Game						Game					
	1	2	3	4	5		1	2	3	4	5	
Points won	11	12	11			34	6	10	5			21
Biggest lead	7	3	6			7	-	1	1			1
Points won on own serve	5	8	7			20	3	7	4			14
Points lost on own serve	3	3	1			7	6	4	3			13
Most consecutive points won	7	4	4			7	3	3	2			3
Greatest deficit overcome	-	1	1			1	-	-	-			-
Handedness/Grip	Right/Shakehand - Left/Shakehand						Right/Shakehand - Right/Shakehand					

### Game Progress

1	DAVID P / LEWIS I (GUY)	0	*-1	2	*-3	5	*-7	9	*-10	10	11			
	BILLAH M / CHOWDHURY M (BAN)	*-0	1	*-2	3	*-3	3	*-3	4	*-6	6			
2	DAVID P / LEWIS I (GUY)	*-0	1	*-2	4	*-4	6	*-6	7	*-9	10	*-10	11	12
	BILLAH M / CHOWDHURY M (BAN)	0	*-1	2	*-2	4	*-4	6	*-7	7	*-8	10	*-10	10
3	DAVID P / LEWIS I (GUY)	0	*-1	2	*-3	5	*-6	8	*-9	11				
	BILLAH M / CHOWDHURY M (BAN)	0	1	*-2	3	*-3	4	*-4	5	5				

### NOTES

"\*-." denotes first player of pair is server, "-\*" denotes second player of pair is server. The "Greatest deficit overcome" only applies when the pair ends up winning the game.

### LEGEND

MD Men's Doubles



### Match Results

**CHEE FENG Leong (MAS) 3-2 ESTHER Nicholas (SEY)**  
**DUNLEY Foo SULTAN Godfrey**

Game Summary		Match	Game 1	Game 2	Game 3	Game 4	Game 5
<b>CHEE FENG Leong / DUNLEY</b>	<b>MAS</b>	<b>3</b>	11	10	11	9	12
ESTHER Nicholas / SULTAN G	SEY	2	8	12	6	11	10
Duration:		<b>26min</b>	4 min	4 min	3 min	5 min	5 min

Match No : MD31 Table : 10  
Umpires : HIGGINS Peter (WAL) ROBERTS Averil (AUS)

Player Statistics	LEONG C F / DUNLEY (MAS)						ESTHER N / SULTAN G (SEY)					
	Game					Match	Game					Match
	1	2	3	4	5		1	2	3	4	5	
Points won	11	10	11	9	12	<b>53</b>	8	12	6	11	10	<b>47</b>
Biggest lead	4	5	5	4	2	<b>5</b>	-	2	2	2	3	<b>3</b>
Points won on own serve	6	5	5	6	5	<b>27</b>	5	6	2	7	4	<b>24</b>
Points lost on own serve	3	6	3	4	6	<b>22</b>	5	5	6	3	7	<b>26</b>
Most consecutive points won	3	5	5	3	5	<b>5</b>	3	5	2	5	4	<b>5</b>
Greatest deficit overcome	-	-	2	-	3	<b>3</b>	-	5	-	4	-	<b>5</b>
Handedness/Grip	Right/Shakehand - Right/Shakehand						Right/Shakehand - Right/Shakehand					

#### Game Progress

1	<b>LEONG C F / DUNLEY (MAS)</b>	0	*-1	3	*-4	6	*-7	8	*-9	9	*-10	<b>11</b>		
	ESTHER N / SULTAN G (SEY)	*-0	1	*-1	2	*-2	3	*-4	5	*-7	8	<b>8</b>		
2	<b>LEONG C F / DUNLEY (MAS)</b>	*-0	2	*-4	5	*-6	7	*-8	8	*-9	10	*-10	10	<b>10</b>
	<b>ESTHER N / SULTAN G (SEY)</b>	0	*-0	0	*-1	2	*-3	4	*-6	7	*-8	10	*-11	<b>12</b>
3	<b>LEONG C F / DUNLEY (MAS)</b>	0	*-0	2	*-3	3	*-5	6	*-8	10	<b>11</b>			
	ESTHER N / SULTAN G (SEY)	0	2	*-2	3	*-5	5	*-6	6	*-6	<b>6</b>			
4	<b>LEONG C F / DUNLEY (MAS)</b>	*-0	2	*-3	5	*-5	6	*-6	6	*-8	9	<b>9</b>		
	<b>ESTHER N / SULTAN G (SEY)</b>	0	*-0	1	*-1	3	*-4	6	*-8	8	*-9	<b>11</b>		
5	<b>LEONG C F / DUNLEY (MAS)</b>	0	*-2	2	*-2	4	*-5	5	*-6	8	*-10	10	*-11	<b>12</b>
	ESTHER N / SULTAN G (SEY)	*-0	0	*-2	4	*-4	5	*-7	8	*-8	8	*-10	10	<b>10</b>

#### NOTES

"\*-." denotes first player of pair is server, "-\*" denotes second player of pair is server. The "Greatest deficit overcome" only applies when the pair ends up winning the game.

#### LEGEND

**MD** Men's Doubles



## Match Results

**GAO Ning (SIN) 3-0** CHAN YOOK FO Brian (MRI)  
**LI Hu** YOGARAJAH Akhilen

Game Summary		Match	Game 1	Game 2	Game 3	Game 4	Game 5
<b>GAO Ning / LI H</b>	<b>SIN</b>	<b>3</b>	13	11	11		
CHAN YOOK FO B / YOGARAJAH A	MRI	<b>0</b>	11	2	7		
Duration:		<b>15min</b>	6 min	3 min	5 min		

Match No : MD33 Table : 3

Umpires : MACKEY John (ENG) CHIN Kenny (MAS)

Player Statistics	GAO N / LI H (SIN)					Match	CHAN YOOK FO B / YOGARAJAH A (MRI)					Match
	Game						Game					
	1	2	3	4	5		1	2	3	4	5	
Points won	13	11	11			<b>35</b>	11	2	7			<b>20</b>
Biggest lead	2	10	5			<b>10</b>	3	-	1			<b>3</b>
Points won on own serve	6	4	7			<b>17</b>	5	0	4			<b>9</b>
Points lost on own serve	6	2	3			<b>11</b>	7	7	4			<b>18</b>
Most consecutive points won	3	10	4			<b>10</b>	3	2	2			<b>3</b>
Greatest deficit overcome	3	-	1			<b>3</b>	-	-	-			<b>-</b>
Handedness/Grip	Right/Shakehand - Right/Shakehand						Right/Shakehand - Right/Shakehand					

### Game Progress

1	<b>GAO N / LI H (SIN)</b>	*-0	0	*-1	2	*-4	5	*-5	6	*-8	9	*-10	11	*-11	12	<b>13</b>
	CHAN YOOK FO B / YOGARAJAH A (MRI)	0	*-2	3	*-4	4	*-5	7	*-8	8	*-9	10	*-10	11	*-11	<b>11</b>
2	<b>GAO N / LI H (SIN)</b>	0	*-2	4	*-6	8	*-10	10	<b>11</b>							
	CHAN YOOK FO B / YOGARAJAH A (MRI)	*-0	0	*-0	0	*-0	0	*-2	<b>2</b>							
3	<b>GAO N / LI H (SIN)</b>	*-0	1	*-2	4	*-5	6	*-7	9	*-10	<b>11</b>					
	CHAN YOOK FO B / YOGARAJAH A (MRI)	0	*-1	2	*-2	3	*-4	5	*-5	6	<b>7</b>					

### NOTES

"\*-." denotes first player of pair is server, "-\*" denotes second player of pair is server. The "Greatest deficit overcome" only applies when the pair ends up winning the game.

### LEGEND

**MD** Men's Doubles



## Match Results

MUHAMAD RIZAL Muhamad Ashraf Haiqal (MAS)  
IBRAHIM Muhd Shakirin

**3-1** EDWARDS Conor (WAL)  
O'CONNELL Daniel

Game Summary		Match	Game 1	Game 2	Game 3	Game 4	Game 5
<b>ASHRAF / SHAKIRIN</b>	<b>MAS</b>	<b>3</b>	11	10	11	11	
EDWARDS Conor / O'CONNELL D	WAL	1	2	12	5	6	
Duration:		<b>26min</b>	9 min	6 min	4 min	5 min	

Match No : MD34 Table : 4

Umpires : KNOWLES Kathleen (SCO) SUTCLIFFE Russell (ENG)

Player Statistics	ASHRAF / SHAKIRIN (MAS)					Match	EDWARDS C / O'CONNELL D (WAL)					Match
	Game						Game					
	1	2	3	4	5		1	2	3	4	5	
Points won	11	10	11	11		<b>43</b>	2	12	5	6		<b>25</b>
Biggest lead	9	6	6	5		<b>9</b>	-	2	1	1		<b>2</b>
Points won on own serve	5	4	7	6		<b>22</b>	1	5	4	3		<b>13</b>
Points lost on own serve	1	7	1	3		<b>12</b>	6	6	4	5		<b>21</b>
Most consecutive points won	6	5	6	4		<b>6</b>	1	6	3	2		<b>6</b>
Greatest deficit overcome	-	-	1	1		<b>1</b>	-	6	-	-		<b>6</b>
Handedness/Grip	Right/Shakehand - Right/Shakehand						Right/Shakehand - Right/Shakehand					

### Game Progress

1	<b>ASHRAF / SHAKIRIN (MAS)</b>	0	*-2	4	*-6	7	*-8	10	<b>11</b>					
	EDWARDS C / O'CONNELL D (WAL)	*-0	0	*-0	0	*-1	2	*-2	<b>2</b>					
2	<b>ASHRAF / SHAKIRIN (MAS)</b>	*-0	2	*-4	5	*-6	7	*-9	9	*-10	10	*-10	10	<b>10</b>
	<b>EDWARDS C / O'CONNELL D (WAL)</b>	0	*-0	0	*-1	2	*-3	3	*-5	6	*-8	10	*-11	<b>12</b>
3	<b>ASHRAF / SHAKIRIN (MAS)</b>	0	*-1	3	*-4	5	*-5	7	*-9	<b>11</b>				
	EDWARDS C / O'CONNELL D (WAL)	*-0	1	*-1	2	*-3	5	*-5	5	<b>5</b>				
4	<b>ASHRAF / SHAKIRIN (MAS)</b>	*-0	1	*-2	3	*-4	5	*-7	9	*-10	<b>11</b>			
	EDWARDS C / O'CONNELL D (WAL)	0	*-1	2	*-3	4	*-5	5	*-5	6	<b>6</b>			

### NOTES

"\*-." denotes first player of pair is server, "-\*" denotes second player of pair is server. The "Greatest deficit overcome" only applies when the pair ends up winning the game.

### LEGEND

**MD** Men's Doubles



## Match Results

**McCREERY Paul (NIR) 3-1** CORDUE John (NZL)  
**ROBINSON Ashley** JACKSON Peter

Game Summary		Match	Game 1	Game 2	Game 3	Game 4	Game 5
<b>McCREERY Paul / ROBINSON A</b>	NIR	<b>3</b>	11	11	2	11	
CORDUE John / JACKSON P	NZL	<b>1</b>	5	8	11	9	
Duration:		<b>25min</b>	5 min	6 min	4 min	8 min	

Match No : MD35 Table : 1

Umpires : CLAXTON Roy (SCO) EDWARDS David (ENG)

Player Statistics	McCREERY P / ROBINSON A (NIR)					Match	CORDUE J / JACKSON P (NZL)					Match
	Game						Game					
	1	2	3	4	5		1	2	3	4	5	
Points won	11	11	2	11		<b>35</b>	5	8	11	9		<b>33</b>
Biggest lead	6	3	-	2		<b>6</b>	1	2	9	3		<b>9</b>
Points won on own serve	7	4	1	5		<b>17</b>	4	3	5	4		<b>16</b>
Points lost on own serve	1	5	6	5		<b>17</b>	4	7	1	6		<b>18</b>
Most consecutive points won	5	4	1	4		<b>5</b>	2	3	6	4		<b>6</b>
Greatest deficit overcome	1	2	-	3		<b>3</b>	-	-	-	-		<b>-</b>
Handedness/Grip	Right/Shakehand - Right/Shakehand						Right/Shakehand - Left/Shakehand					

### Game Progress

1	<b>McCREERY P / ROBINSON A (NIR)</b>	-*0	2	*-2	3	*-4	6	*-7	9	<b>11</b>		
	CORDUE J / JACKSON P (NZL)	0	-*0	2	*-3	4	-*4	5	*-5	<b>5</b>		
2	<b>McCREERY P / ROBINSON A (NIR)</b>	0	-*0	2	*-4	4	-*6	6	*-7	8	-*10	<b>11</b>
	CORDUE J / JACKSON P (NZL)	-*0	2	*-2	2	-*4	4	*-6	7	-*8	8	<b>8</b>
3	<b>McCREERY P / ROBINSON A (NIR)</b>	-*0	0	*-0	0	-*1	2	*-2	<b>2</b>			
	CORDUE J / JACKSON P (NZL)	0	-*2	4	*-6	7	-*8	10	<b>11</b>			
4	<b>McCREERY P / ROBINSON A (NIR)</b>	0	-*2	2	*-4	4	-*4	5	*-6	8	-*9	<b>11</b>
	CORDUE J / JACKSON P (NZL)	-*0	0	*-2	2	-*4	6	*-7	8	-*8	9	<b>9</b>

### NOTES

"\*-." denotes first player of pair is server, "-\*" denotes second player of pair is server. The "Greatest deficit overcome" only applies when the pair ends up winning the game.

### LEGEND

**MD** Men's Doubles



## Match Results

**DESAI Harmeet Rajul (IND) 3-0 DOOKRAM Yuvraaj (TTO)**  
**GHOSH Soumyajit WILSON Aaron**

Game Summary		Match	Game 1	Game 2	Game 3	Game 4	Game 5
DESAI Harmeet Rajul / GHOSH S	IND	3	11	11	11		
DOOKRAM Yuvraaj / WILSON A	TTO	0	6	7	6		
Duration:		13min	3 min	4 min	4 min		

Match No : MD36 Table : 5

Umpires : WILLIAMS Jackie (WAL) REID Lynda (ENG)

Player Statistics	DESAI HR / GHOSH S (IND)					Match	DOOKRAM Y / WILSON A (TTO)					Match
	Game						Game					
	1	2	3	4	5		1	2	3	4	5	
Points won	11	11	11			33	6	7	6			19
Biggest lead	5	4	5			5	-	1	2			2
Points won on own serve	6	6	6			18	4	3	4			11
Points lost on own serve	2	4	2			8	5	5	5			15
Most consecutive points won	3	5	4			5	2	4	3			4
Greatest deficit overcome	-	1	2			2	-	-	-			-
Handedness/Grip	Right/Shakehand - Right/Shakehand						Right/Shakehand - Right/Shakehand					

### Game Progress

1	DESAI HR / GHOSH S (IND)	0	*1	3	*4	5	*7	8	*8	10	11
	DOOKRAM Y / WILSON A (TTO)	*0	1	*1	2	*3	3	*4	6	*6	6
2	DESAI HR / GHOSH S (IND)	*0	1	*2	4	*5	5	*6	8	*10	11
	DOOKRAM Y / WILSON A (TTO)	0	*1	2	*2	3	*5	6	*6	6	7
3	DESAI HR / GHOSH S (IND)	0	*1	2	*2	3	*5	7	*8	10	11
	DOOKRAM Y / WILSON A (TTO)	*0	1	*2	4	*5	5	*5	6	*6	6

### NOTES

"\*-" denotes first player of pair is server, "-\*" denotes second player of pair is server. The "Greatest deficit overcome" only applies when the pair ends up winning the game.

### LEGEND

MD Men's Doubles



## Match Results

**ARUNA Quadri (NGR) 3-0 HARA Stewart (MAW)**  
**TORIOLA Segun SOMBA Abel**

Game Summary		Match	Game 1	Game 2	Game 3	Game 4	Game 5
ARUNA Quadri / TORIOLA S	NGR	3	11	11	11		
HARA Stewart / SOMBA A	MAW	0	9	3	2		
Duration:		10min	4 min	3 min	3 min		

Match No : MD37 Table : 8

Umpires : TITUS Denver (RSA) HO Fanny (AUS)

Player Statistics	ARUNA Q / TORIOLA S (NGR)					Match	HARA S / SOMBA A (MAW)					Match
	Game						Game					
	1	2	3	4	5		1	2	3	4	5	
Points won	11	11	11			33	9	3	2			14
Biggest lead	4	8	9			9	2	-	-			2
Points won on own serve	5	6	4			15	4	1	0			5
Points lost on own serve	5	2	2			9	6	5	7			18
Most consecutive points won	6	6	7			7	4	1	1			4
Greatest deficit overcome	2	-	-			2	-	-	-			-
Handedness/Grip	/Shakehand - /Shakehand						Right/Shakehand - Right/Shakehand					

### Game Progress

1	ARUNA Q / TORIOLA S (NGR)	0	*-1	1	*-3	5	*-7	7	*-7	8	*-9	11
	HARA S / SOMBA A (MAW)	*-0	1	*-3	3	*-3	3	*-5	7	*-8	9	9
2	ARUNA Q / TORIOLA S (NGR)	*-0	1	*-3	5	*-7	8	*-9	11			
	HARA S / SOMBA A (MAW)	0	*-1	1	*-1	1	*-2	3	3			
3	ARUNA Q / TORIOLA S (NGR)	0	*-2	4	*-6	7	*-9	10	11			
	HARA S / SOMBA A (MAW)	*-0	0	*-0	0	*-1	1	*-2	2			

### NOTES

"\*-." denotes first player of pair is server, "-\*" denotes second player of pair is server. The "Greatest deficit overcome" only applies when the pair ends up winning the game.

### LEGEND

MD Men's Doubles





## Match Results

**HOWIESON Craig (SCO) 3-2 DESHAPPRIYA Dinesh (SRI)**  
**RUMGAY Gavin SIRISENA Rohan**

Game Summary		Match	Game 1	Game 2	Game 3	Game 4	Game 5
<b>HOWIESON Craig / RUMGAY G</b>	<b>SCO</b>	<b>3</b>	11	11	11	3	11
<b>DESHAPPRIYA Dinesh / SIRISENA R</b>	<b>SRI</b>	<b>2</b>	8	13	6	11	6
Duration:		<b>36min</b>	6 min	8 min	5 min	5 min	8 min

Match No : MD38 Table : 2  
Umpires : FOOTE Ben (GGY) MERCER Alexander (ENG)

Player Statistics	HOWIESON C / RUMGAY G (SCO)						DESHAPPRIYA D / SIRISENA R (SRI)					
	Game					Match	Game					Match
	1	2	3	4	5		1	2	3	4	5	
Points won	11	11	11	3	11	<b>47</b>	8	13	6	11	6	<b>44</b>
Biggest lead	3	3	5	-	5	<b>5</b>	1	2	-	8	1	<b>8</b>
Points won on own serve	6	5	5	2	6	<b>24</b>	4	6	2	6	3	<b>21</b>
Points lost on own serve	4	7	4	4	3	<b>22</b>	5	6	6	1	5	<b>23</b>
Most consecutive points won	3	3	4	1	4	<b>4</b>	2	3	2	4	2	<b>4</b>
Greatest deficit overcome	1	-	-	-	1	<b>1</b>	-	3	-	-	-	<b>3</b>
Handedness/Grip	Right/Shakehand - Right/Shakehand						Right/Shakehand - Right/Shakehand					

### Game Progress

1	<b>HOWIESON C / RUMGAY G (SCO)</b>	-*0	1	*-2	4	-*5	6	*-7	8	-*9	10	<b>11</b>				
	DESHAPPRIYA D / SIRISENA R (SRI)	0	-*1	2	*-2	3	-*4	5	*-6	7	-*8	<b>8</b>				
2	<b>HOWIESON C / RUMGAY G (SCO)</b>	0	*-2	2	-*3	4	*-6	7	-*7	9	*-9	10	-*11	11	*-11	<b>11</b>
	<b>DESHAPPRIYA D / SIRISENA R (SRI)</b>	*-0	0	-*2	3	*-4	4	-*5	7	*-7	9	-*10	10	*-11	12	<b>13</b>
3	<b>HOWIESON C / RUMGAY G (SCO)</b>	-*0	1	*-3	3	-*5	7	*-8	9	-*10	<b>11</b>					
	DESHAPPRIYA D / SIRISENA R (SRI)	0	-*1	1	*-3	3	-*3	4	*-5	6	<b>6</b>					
4	<b>HOWIESON C / RUMGAY G (SCO)</b>	0	-*0	1	*-1	2	-*3	3	<b>3</b>							
	<b>DESHAPPRIYA D / SIRISENA R (SRI)</b>	0	2	*-3	5	-*6	7	*-9	<b>11</b>							
5	<b>HOWIESON C / RUMGAY G (SCO)</b>	-*0	1	*-2	3	-*5	6	*-7	9	-*10	<b>11</b>					
	DESHAPPRIYA D / SIRISENA R (SRI)	0	-*1	2	*-3	3	-*4	5	*-5	6	<b>6</b>					

### NOTES

"\*-." denotes first player of pair is server, "-\*" denotes second player of pair is server. The "Greatest deficit overcome" only applies when the pair ends up winning the game.

### LEGEND

**MD** Men's Doubles



## Match Results

**HU Heming (AUS) 3-0 FERDINAND Omarie (LCA)**  
**YAN Xin PIERRE Jedaiah**

Game Summary		Match	Game 1	Game 2	Game 3	Game 4	Game 5
HU Heming / YAN X	AUS	3	15	11	11		
FERDINAND Omarie / PIERRE J	LCA	0	13	2	7		
Duration:		15min	6 min	3 min	5 min		

Match No : MD39 Table : 10

Umpires : TAN Corelle (SIN) PURCELL Tom (ENG)

Player Statistics	HU H / YAN X (AUS)					Match	FERDINAND O / PIERRE J (LCA)					Match
	Game						Game					
	1	2	3	4	5		1	2	3	4	5	
Points won	15	11	11			37	13	2	7			22
Biggest lead	2	9	6			9	2	-	1			2
Points won on own serve	8	6	4			18	7	1	3			11
Points lost on own serve	6	1	4			11	7	5	6			18
Most consecutive points won	3	8	6			8	3	1	3			3
Greatest deficit overcome	2	-	1			2	-	-	-			-
Handedness/Grip	Right/Shakehand - Right/Shakehand						Right/Shakehand - Right/Shakehand					

### Game Progress

1	HU H / YAN X (AUS)	0	*-1	2	*-2	4	*-5	6	*-8	8	*-9	10	*-11	11	*-11	12	*-12	13
	FERDINAND O / PIERRE J (LCA)	*-0	1	*-2	4	*-4	5	*-6	6	*-8	9	*-10	10	*-11	12	*-12	13	*-13
			*-14	15														
			13	13														
2	HU H / YAN X (AUS)	*-0	2	*-4	6	*-8	9	*-10	11									
	FERDINAND O / PIERRE J (LCA)	0	*-0	0	*-0	0	*-1	2	2									
3	HU H / YAN X (AUS)	0	*-1	2	*-4	6	*-7	8	*-10	10	11							
	FERDINAND O / PIERRE J (LCA)	0	1	*-2	2	*-2	3	*-4	4	*-6	7							

### NOTES

"\*-." denotes first player of pair is server, "-\*" denotes second player of pair is server. The "Greatest deficit overcome" only applies when the pair ends up winning the game.

### LEGEND

MD Men's Doubles



## Match Results

**DRINKHALL Paul (ENG) 3-0 ABREFA Derek (GHA)**  
**PITCHFORD Liam LARTEY Felix**

Game Summary		Match	Game 1	Game 2	Game 3	Game 4	Game 5
<b>DRINKHALL Paul / PITCHFORD L</b>	<b>ENG</b>	<b>3</b>	11	11	11		
<b>ABREFA Derek / LARTEY F</b>	<b>GHA</b>	<b>0</b>	7	6	7		
Duration:		<b>13min</b>	3 min	4 min	4 min		

Match No : MD40 Table : 9

Umpires : SCARR Val (NZL) TONGE Karen (ENG)

Player Statistics	DRINKHALL P / PITCHFORD L (ENG)					Match	ABREFA D / LARTEY F (GHA)					Match
	Game						Game					
	1	2	3	4	5		1	2	3	4	5	
Points won	11	11	11			<b>33</b>	7	6	7			<b>20</b>
Biggest lead	5	5	6			<b>6</b>	2	1	-			<b>2</b>
Points won on own serve	5	4	4			<b>13</b>	4	1	3			<b>8</b>
Points lost on own serve	3	5	4			<b>12</b>	6	7	7			<b>20</b>
Most consecutive points won	4	3	4			<b>4</b>	2	2	3			<b>3</b>
Greatest deficit overcome	2	1	-			<b>2</b>	-	-	-			<b>-</b>
Handedness/Grip	Right/Shakehand - Right/Shakehand						Right/Shakehand - Right/Shakehand					

### Game Progress

1	<b>DRINKHALL P / PITCHFORD L (ENG)</b>	0	*0	2	*3	4	*6	7	*9	10	<b>11</b>
	ABREFA D / LARTEY F (GHA)	*0	2	*2	3	*4	4	*5	5	*6	<b>7</b>
2	<b>DRINKHALL P / PITCHFORD L (ENG)</b>	*0	1	*2	3	*5	6	*8	8	*10	<b>11</b>
	ABREFA D / LARTEY F (GHA)	0	*1	2	*3	3	*4	4	*6	6	<b>6</b>
3	<b>DRINKHALL P / PITCHFORD L (ENG)</b>	0	*2	4	*5	6	*7	8	*10	10	<b>11</b>
	ABREFA D / LARTEY F (GHA)	*0	0	*0	1	*2	3	*4	4	*6	<b>7</b>

### NOTES

"\*-." denotes first player of pair is server, "-\*" denotes second player of pair is server. The "Greatest deficit overcome" only applies when the pair ends up winning the game.

### LEGEND

**MD** Men's Doubles



## Match Results

**ACHANTA Sharath Kamal (IND) 3-0 KALALUKA Simasiku (ZAM)**  
**ANTHONY ARPUTHARAJ Amalraj NG'ANDU Friday**

Game Summary		Match	Game 1	Game 2	Game 3	Game 4	Game 5
<b>ACHANTA SK / ANTHONY ARPUTH</b>	<b>IND</b>	<b>3</b>	11	11	11		
KALALUKA Simasiku / NG'ANDU F	ZAM	<b>0</b>	6	4	3		
Duration:		<b>11min</b>	3 min	3 min	3 min		

Match No : MD41 Table : 3

Umpires : HOUSTON Sinclair (SCO) MACKEY John (ENG)

Player Statistics	ACHANTA SK / ANTHONY ARPUTHARAJ (IND)					Match	KALALUKA S / NG'ANDU F (ZAM)					Match
	Game						Game					
	1	2	3	4	5		1	2	3	4	5	
Points won	11	11	11			<b>33</b>	6	4	3			<b>13</b>
Biggest lead	6	7	8			<b>8</b>	1	-	-			<b>1</b>
Points won on own serve	7	4	6			<b>17</b>	4	1	2			<b>7</b>
Points lost on own serve	2	3	1			<b>6</b>	4	7	4			<b>15</b>
Most consecutive points won	4	4	6			<b>6</b>	2	2	1			<b>2</b>
Greatest deficit overcome	1	-	-			<b>1</b>	-	-	-			<b>-</b>
Handedness/Grip	Right/Shakehand - Right/Shakehand						/Shakehand - /Shakehand					

### Game Progress

1	ACHANTA SK / ANTHONY ARPUTHARAJ (IND)	-*0	1	*-2	4	-*5	7	*-9	10	-*10	<b>11</b>
	KALALUKA S / NG'ANDU F (ZAM)	0	-*1	2	*-2	3	-*3	3	*-4	6	<b>6</b>
2	ACHANTA SK / ANTHONY ARPUTHARAJ (IND)	0	-*2	2	*-4	5	-*7	9	*-10	<b>11</b>	
	KALALUKA S / NG'ANDU F (ZAM)	-*0	0	*-2	2	-*3	3	*-3	4	<b>4</b>	
3	ACHANTA SK / ANTHONY ARPUTHARAJ (IND)	0	2	*-4	6	-*7	8	*-9	<b>11</b>		
	KALALUKA S / NG'ANDU F (ZAM)	0	-*0	0	*-0	1	-*2	3	<b>3</b>		

### NOTES

"\*-." denotes first player of pair is server, "-\*" denotes second player of pair is server. The "Greatest deficit overcome" only applies when the pair ends up winning the game.

### LEGEND

**MD** Men's Doubles



## Match Results

**JENKINS Ryan (WAL) 3-0 OTIENO Michael O (KEN)**  
**JENKINS Stephen RINGUI Anthony Mathenge**

Game Summary		Match	Game 1	Game 2	Game 3	Game 4	Game 5
JENKINS Ryan / JENKINS S	WAL	3	11	11	11		
OTIENO Michael O / RINGUI AM	KEN	0	6	3	5		
Duration:		13min	4 min	4 min	3 min		

Match No : MD42 Table : 1

Umpires : CHAN Gregory (CAN) CLAXTON Roy (SCO)

Player Statistics	JENKINS R / JENKINS S (WAL)					Match	OTIENO MO / RINGUI AM (KEN)					Match
	Game						Game					
	1	2	3	4	5		1	2	3	4	5	
Points won	11	11	11			33	6	3	5			14
Biggest lead	7	8	6			8	-	-	1			1
Points won on own serve	5	6	5			16	3	1	2			6
Points lost on own serve	3	2	3			8	6	5	6			17
Most consecutive points won	6	4	6			6	5	2	2			5
Greatest deficit overcome	-	-	1			1	-	-	-			-
Handedness/Grip	Right/Shakehand - Right/Shakehand						/Shakehand - /Shakehand					

### Game Progress

1	JENKINS R / JENKINS S (WAL)	0	*-2	4	*-6	7	*-8	8	*-8	10	11
	OTIENO MO / RINGUI AM (KEN)	*-0	0	*-0	0	*-1	2	*-4	6	*-6	6
2	JENKINS R / JENKINS S (WAL)	*-0	2	*-4	5	*-7	8	*-9	11		
	OTIENO MO / RINGUI AM (KEN)	0	*-0	0	*-1	1	*-2	3	3		
3	JENKINS R / JENKINS S (WAL)	0	*-1	2	*-4	6	*-8	8	*-9	11	
	OTIENO MO / RINGUI AM (KEN)	*-0	1	*-2	2	*-2	2	*-4	5	5	

### NOTES

"\*-." denotes first player of pair is server, "-\*" denotes second player of pair is server. The "Greatest deficit overcome" only applies when the pair ends up winning the game.

### LEGEND

MD Men's Doubles



## Match Results

**CAMERON Niall (SCO) 3-0 BAND Josh (JEY)**  
**DOHERTY Sean GASCOYNE Craig**

Game Summary		Match	Game 1	Game 2	Game 3	Game 4	Game 5
<b>CAMERON Niall / DOHERTY S</b>	<b>SCO</b>	<b>3</b>	11	11	12		
<b>BAND Josh / GASCOYNE C</b>	<b>JEY</b>	<b>0</b>	7	8	10		
Duration:		<b>19min</b>	6 min	5 min	6 min		

Match No : MD43 Table : 5

Umpires : MUDIBO Andrew (KEN) WILLIAMS Jackie (WAL)

Player Statistics	CAMERON N / DOHERTY S (SCO)					Match	BAND J / GASCOYNE C (JEY)					Match
	Game						Game					
	1	2	3	4	5		1	2	3	4	5	
Points won	11	11	12			<b>34</b>	7	8	10			<b>25</b>
Biggest lead	4	5	2			<b>5</b>	2	-	2			<b>2</b>
Points won on own serve	5	7	6			<b>18</b>	4	5	5			<b>14</b>
Points lost on own serve	3	3	5			<b>11</b>	6	4	5			<b>15</b>
Most consecutive points won	4	4	3			<b>4</b>	5	3	2			<b>5</b>
Greatest deficit overcome	2	-	2			<b>2</b>	-	-	-			<b>-</b>
Handedness/Grip	Right/Shakehand - Right/Shakehand						Left/Shakehand - Right/Shakehand					

### Game Progress

1	<b>CAMERON N / DOHERTY S (SCO)</b>	0	*2	3	*4	4	*4	6	*7	9	<b>11</b>		
	BAND J / GASCOYNE C (JEY)	*0	0	*1	2	*4	6	*6	7	*7	<b>7</b>		
2	<b>CAMERON N / DOHERTY S (SCO)</b>	*0	2	*3	5	*5	6	*8	9	*9	<b>11</b>		
	BAND J / GASCOYNE C (JEY)	0	*0	1	*1	3	*4	4	*5	7	*8	<b>8</b>	
3	<b>CAMERON N / DOHERTY S (SCO)</b>	0	*1	2	*2	3	*4	6	*7	8	*10	<b>12</b>	
	BAND J / GASCOYNE C (JEY)	0	1	*2	4	*5	6	*6	7	*8	8	*10	<b>10</b>

### NOTES

"\*-" denotes first player of pair is server, "-\*" denotes second player of pair is server. The "Greatest deficit overcome" only applies when the pair ends up winning the game.

### LEGEND

**MD** Men's Doubles



### Match Results

**REED Danny (ENG) 3-1 AKAYADE S (GHA)**  
**WALKER Sam COMMEY Emmanuel**

Game Summary		Match	Game 1	Game 2	Game 3	Game 4	Game 5
REED Danny / WALKER S	ENG	3	11	11	10	11	
AKAYADE S / COMMEY E	GHA	1	7	7	12	9	
Duration:		24min	4 min	4 min	6 min	6 min	

Match No : MD44 Table : 2

Umpires : MUGWANYA Ronald (UGA) FOOTE Ben (GGY)

Player Statistics	REED D / WALKER S (ENG)					Match	AKAYADE S / COMMEY E (GHA)					Match
	Game						Game					
	1	2	3	4	5		1	2	3	4	5	
Points won	11	11	10	11		43	7	7	12	9		35
Biggest lead	4	4	-	2		4	1	1	7	2		7
Points won on own serve	4	6	5	4		19	3	3	6	3		15
Points lost on own serve	4	4	6	6		20	7	5	5	7		24
Most consecutive points won	3	5	6	3		6	2	2	5	3		5
Greatest deficit overcome	1	1	-	2		2	-	-	-	-		-
Handedness/Grip	Right/Shakehand - Right/Shakehand						Right/Shakehand - Left/Shakehand					

#### Game Progress

1	REED D / WALKER S (ENG)	0	*-1	2	*-4	5	*-6	7	*-8	9	11			
	AKAYADE S / COMMEY E (GHA)	*-0	1	*-2	2	*-3	4	*-5	6	*-7	7			
2	REED D / WALKER S (ENG)	*-0	1	*-2	4	*-6	7	*-7	8	*-10	11			
	AKAYADE S / COMMEY E (GHA)	0	*-1	2	*-2	2	*-3	5	*-6	6	7			
3	REED D / WALKER S (ENG)	0	*-0	1	*-1	1	*-2	3	*-5	7	*-9	10	*-10	10
	AKAYADE S / COMMEY E (GHA)	*-0	2	*-3	5	*-7	8	*-9	9	*-9	9	*-10	11	12
4	REED D / WALKER S (ENG)	*-0	1	*-1	2	*-4	5	*-6	6	*-8	9	11		
	AKAYADE S / COMMEY E (GHA)	0	*-1	3	*-4	4	*-5	6	*-8	8	*-9	9		

#### NOTES

"\*-." denotes first player of pair is server, "-\*" denotes second player of pair is server. The "Greatest deficit overcome" only applies when the pair ends up winning the game.

#### LEGEND

MD Men's Doubles



## Match Results

**HENZELL William (AUS) 3-1 JAYASINGHE Nirmala (SRI)**  
**POWELL David RANASINGHA Udaya**

Game Summary		Match	Game 1	Game 2	Game 3	Game 4	Game 5
HENZELL William / POWELL D	AUS	3	10	11	11	11	
JAYASINGHE N / RANASINGHA U	SRI	1	12	4	5	9	
Duration:		23min	7 min	4 min	5 min	6 min	

Match No : MD45 Table : 8  
Umpires : CURTIS Neil (ENG) TITUS Denver (RSA)

Player Statistics	HENZELL W / POWELL D (AUS)					Match	JAYASINGHE N / RANASINGHA U (SRI)					Match
	Game						Game					
	1	2	3	4	5		1	2	3	4	5	
Points won	10	11	11	11		43	12	4	5	9		30
Biggest lead	2	7	6	4		7	3	1	-	1		3
Points won on own serve	4	4	6	4		18	5	0	3	3		11
Points lost on own serve	7	4	2	6		19	6	7	4	7		24
Most consecutive points won	3	4	5	3		5	3	1	2	3		3
Greatest deficit overcome	-	1	-	1		1	2	-	-	-		2
Handedness/Grip	Right/Shakehand - Right/Shakehand						Right/Shakehand - Right/Shakehand					

### Game Progress

1	HENZELL W / POWELL D (AUS)	0	*-2	2	*-3	3	*-4	6	*-6	7	*-9	10	*-10	10
	JAYASINGHE N / RANASINGHA U (SRI)	*-0	0	*-2	3	*-5	6	*-6	8	*-9	9	*-10	11	12
2	HENZELL W / POWELL D (AUS)	*-0	1	*-3	4	*-6	7	*-9	10	11				
	JAYASINGHE N / RANASINGHA U (SRI)	0	*-1	1	*-2	2	*-3	3	*-4	4				
3	HENZELL W / POWELL D (AUS)	0	*-2	3	*-4	6	*-8	9	*-9	11				
	JAYASINGHE N / RANASINGHA U (SRI)	0	0	*-1	2	*-2	2	*-3	5	5				
4	HENZELL W / POWELL D (AUS)	*-0	1	*-2	3	*-4	5	*-7	8	*-10	10	11		
	JAYASINGHE N / RANASINGHA U (SRI)	0	*-1	2	*-3	4	*-5	5	*-6	6	*-8	9		

### NOTES

"\*-." denotes first player of pair is server, "-\*" denotes second player of pair is server. The "Greatest deficit overcome" only applies when the pair ends up winning the game.

### LEGEND

MD Men's Doubles





## Match Results

**HO Andre (CAN) 3-0 LULU Ham (VAN)**  
THERIAULT Pierre-Luc SHING Yoshua

Game Summary		Match	Game 1	Game 2	Game 3	Game 4	Game 5
HO Andre / THERIAULT PL	CAN	3	11	11	11		
LULU Ham / SHING Y	VAN	0	9	5	4		
Duration:		14min	5 min	4 min	4 min		

Match No : MD46 Table : 4

Umpires : HOPKINS Alan (AUS) KNOWLES Kathleen (SCO)

Player Statistics	HO A / THERIAULT PL (CAN)					Match	LULU H / SHING Y (VAN)					Match
	Game						Game					
	1	2	3	4	5		1	2	3	4	5	
Points won	11	11	11			33	9	5	4			18
Biggest lead	2	7	7			7	2	-	-			2
Points won on own serve	6	5	5			16	5	2	2			9
Points lost on own serve	4	3	2			9	5	6	6			17
Most consecutive points won	4	4	5			5	2	2	1			2
Greatest deficit overcome	2	-	-			2	-	-	-			-
Handedness/Grip	Right/Shakehand - Left/Shakehand						/Shakehand - /Shakehand					

### Game Progress

1	HO A / THERIAULT PL (CAN)	0	*-0	2	*-3	3	*-5	7	*-8	9	*-10	11
	LULU H / SHING Y (VAN)	*-0	2	*-2	3	*-5	5	*-5	6	*-7	8	9
2	HO A / THERIAULT PL (CAN)	*-0	2	*-4	5	*-7	8	*-9	10	11		
	LULU H / SHING Y (VAN)	0	*-0	0	*-1	1	*-2	3	*-4	5		
3	HO A / THERIAULT PL (CAN)	0	*-1	3	*-5	6	*-8	9	*-10	11		
	LULU H / SHING Y (VAN)	*-0	1	*-1	1	*-2	2	*-3	4	4		

### NOTES

"\*-." denotes first player of pair is server, "-\*" denotes second player of pair is server. The "Greatest deficit overcome" only applies when the pair ends up winning the game.

### LEGEND

MD Men's Doubles



## Match Results

**HUMPHREYS Curtis (TTO) 3-2 DAVID Paul (GUY)**  
**ST. LOUIS Dexter LEWIS Idi**

Game Summary		Match	Game 1	Game 2	Game 3	Game 4	Game 5
HUMPHREYS Curtis / ST. LOUIS D	TTO	3	12	11	9	11	11
DAVID Paul / LEWIS I	GUY	2	14	7	11	8	4
Duration:		30min	6 min	6 min	5 min	6 min	4 min

Match No : MD47 Table : 10

Umpires : NEELAKANTA IYER Ganeshan (IND) TAN Corelle (SIN)

Player Statistics	HUMPHREYS C / ST. LOUIS D (TTO)						DAVID P / LEWIS I (GUY)					
	Game					Match	Game					Match
	1	2	3	4	5		1	2	3	4	5	
Points won	12	11	9	11	11	54	14	7	11	8	4	44
Biggest lead	6	4	3	3	7	7	2	4	2	2	-	4
Points won on own serve	5	4	7	7	7	30	6	3	9	6	3	27
Points lost on own serve	8	4	2	2	1	17	7	7	1	4	4	23
Most consecutive points won	5	6	2	3	4	6	5	4	4	2	2	5
Greatest deficit overcome	-	4	-	2	-	4	6	-	3	-	-	6
Handedness/Grip	Right/Shakehand - Left/Shakehand						Right/Shakehand - Left/Shakehand					

### Game Progress

1	HUMPHREYS C / ST. LOUIS D (TTO)	*-0	2	*-3	5	*-7	7	*-8	9	*-10	10	*-10	10	*-11	11	*-12	12	12
	DAVID P / LEWIS I (GUY)	0	-*0	1	*-1	1	-*3	4	*-5	6	-*8	10	*-11	11	-*12	12	*-13	14
2	HUMPHREYS C / ST. LOUIS D (TTO)	0	*-1	2	*-2	2	*-4	6	*-8	9	11							
	DAVID P / LEWIS I (GUY)	-*0	1	*-2	4	-*6	6	*-6	6	-*7	7							
3	HUMPHREYS C / ST. LOUIS D (TTO)	0	2	*-2	4	*-4	6	*-7	8	*-8	9	9						
	DAVID P / LEWIS I (GUY)	0	-*0	2	*-2	4	-*4	5	*-6	8	-*9	11						
4	HUMPHREYS C / ST. LOUIS D (TTO)	0	*-0	2	*-3	5	*-5	6	*-8	9	*-10	11						
	DAVID P / LEWIS I (GUY)	-*0	2	*-2	3	*-3	5	*-6	6	-*7	8	8						
5	HUMPHREYS C / ST. LOUIS D (TTO)	*-0	2	*-3	5	*-6	7	*-8	10	11								
	DAVID P / LEWIS I (GUY)	0	-*0	1	*-1	2	-*3	4	*-4	4								

### NOTES

"\*-." denotes first player of pair is server, "-\*" denotes second player of pair is server. The "Greatest deficit overcome" only applies when the pair ends up winning the game.

### LEGEND

MD Men's Doubles



## Match Results

**YANG Zi (SIN) 3-0 CHEE FENG Leong (MAS)**  
**ZHAN Jian DUNLEY Foo**

Game Summary		Match	Game 1	Game 2	Game 3	Game 4	Game 5
<b>YANG Zi / ZHAN J</b>	<b>SIN</b>	<b>3</b>	11	11	11		
<b>CHEE FENG Leong / DUNLEY</b>	<b>MAS</b>	<b>0</b>	9	5	8		
Duration:		<b>17min</b>	5 min	4 min	6 min		

Match No : MD48 Table : 9

Umpires : BROWN C (SCO) SCARR Val (NZL)

Player Statistics	YANG Z / ZHAN J (SIN)					Match	LEONG C F / DUNLEY (MAS)					Match
	Game						Game					
	1	2	3	4	5		1	2	3	4	5	
Points won	11	11	11			<b>33</b>	9	5	8			<b>22</b>
Biggest lead	2	6	3			<b>6</b>	1	-	3			<b>3</b>
Points won on own serve	4	6	4			<b>14</b>	3	3	3			<b>9</b>
Points lost on own serve	6	2	5			<b>13</b>	7	5	6			<b>18</b>
Most consecutive points won	3	4	3			<b>4</b>	3	2	4			<b>4</b>
Greatest deficit overcome	1	-	3			<b>3</b>	-	-	-			<b>-</b>
Handedness/Grip	Left/Shakehand - Right/Shakehand						Right/Shakehand - Right/Shakehand					

### Game Progress

1	<b>YANG Z / ZHAN J (SIN)</b>	0	*-1	2	*-3	4	*-6	6	*-7	8	*-10	<b>11</b>
	LEONG C F / DUNLEY (MAS)	*-0	1	*-2	3	*-4	4	*-6	7	*-8	8	<b>9</b>
2	<b>YANG Z / ZHAN J (SIN)</b>	*-0	1	*-3	5	*-5	7	*-8	9	<b>11</b>		
	LEONG C F / DUNLEY (MAS)	0	*-1	1	*-1	3	*-3	4	*-5	<b>5</b>		
3	<b>YANG Z / ZHAN J (SIN)</b>	0	*-2	2	*-3	3	*-4	6	*-7	8	*-10	<b>11</b>
	LEONG C F / DUNLEY (MAS)	0	0	*-2	3	*-5	6	*-6	7	*-8	8	<b>8</b>

### NOTES

"\*-." denotes first player of pair is server, "-\*" denotes second player of pair is server. The "Greatest deficit overcome" only applies when the pair ends up winning the game.

### LEGEND

**MD** Men's Doubles



## Match Results

**GAO Ning (SIN) 3-0 MUHAMAD RIZAL Muhamad Ashraf Haiqal (MAS)**  
**LI Hu IBRAHIM Muhd Shakirin**

Game Summary		Match	Game 1	Game 2	Game 3	Game 4	Game 5
<b>GAO Ning / LI H</b>	<b>SIN</b>	<b>3</b>	15	11	11		
ASHRAF / SHAKIRIN	MAS	0	13	6	8		
Duration:		20min	8 min	5 min	6 min		

Match No : MD49 Table : 3  
Umpires : BROWN David (ENG) HOUSTON Sinclair (SCO)

Player Statistics	GAO N / LI H (SIN)					Match	ASHRAF / SHAKIRIN (MAS)					Match
	Game						Game					
	1	2	3	4	5		1	2	3	4	5	
Points won	15	11	11			37	13	6	8			27
Biggest lead	4	5	3			5	1	-	2			2
Points won on own serve	8	7	5			20	7	5	3			15
Points lost on own serve	6	1	4			11	7	4	6			17
Most consecutive points won	2	4	4			4	3	2	3			3
Greatest deficit overcome	1	-	2			2	-	-	-			-
Handedness/Grip	Right/Shakehand - Right/Shakehand						Right/Shakehand - Right/Shakehand					

### Game Progress

1	<b>GAO N / LI H (SIN)</b>	*-0	2	-*3	4	*-5	7	-*8	8	*-9	9	-*10	11	*-11	11	-*12	13	*-13
	ASHRAF / SHAKIRIN (MAS)	0	-*0	1	*-2	3	-*3	4	*-6	7	-*9	10	*-10	11	-*12	12	*-12	13
			14	15														
			-*13	13														
2	<b>GAO N / LI H (SIN)</b>	0	-*1	2	*-4	6	-*6	8	*-8	10	11							
	ASHRAF / SHAKIRIN (MAS)	*-0	1	-*2	2	*-2	4	-*4	6	*-6	6							
3	<b>GAO N / LI H (SIN)</b>	0	0	-*2	4	*-5	6	-*6	7	*-9	10	11						
	ASHRAF / SHAKIRIN (MAS)	0	-*2	2	*-2	3	-*4	6	*-7	7	-*8	8						

### NOTES

"\*-." denotes first player of pair is server, "-\*" denotes second player of pair is server. The "Greatest deficit overcome" only applies when the pair ends up winning the game.

### LEGEND

MD Men's Doubles



## Match Results

**DESAI Harmeet Rajul (IND) 3-1 McCREERY Paul (NIR)**  
**GHOSH Soumyajit ROBINSON Ashley**

Game Summary		Match	Game 1	Game 2	Game 3	Game 4	Game 5
DESAI Harmeet Rajul / GHOSH S	IND	3	8	11	11	11	
McCREERY Paul / ROBINSON A	NIR	1	11	8	6	5	
Duration:		26min	5 min	6 min	5 min	6 min	

Match No : MD50 Table : 9

Umpires : MUDIBO Andrew (KEN) HIGGINS Peter (WAL)

Player Statistics	DESAI HR / GHOSH S (IND)					Match	McCREERY P / ROBINSON A (NIR)					Match
	Game						Game					
	1	2	3	4	5		1	2	3	4	5	
Points won	8	11	11	11		41	11	8	6	5		30
Biggest lead	1	3	6	6		6	3	3	1	-		3
Points won on own serve	5	6	7	4		22	6	5	4	1		16
Points lost on own serve	5	3	1	4		13	3	5	4	7		19
Most consecutive points won	3	5	7	4		7	4	3	2	2		4
Greatest deficit overcome	-	3	1	-		3	1	-	-	-		1
Handedness/Grip	Right/Shakehand - Right/Shakehand						Right/Shakehand - Right/Shakehand					

### Game Progress

1	DESAI HR / GHOSH S (IND)	-*0	1	*-1	2	-*4	4	*-5	7	-*7	8	8
	McCREERY P / ROBINSON A (NIR)	0	-*1	3	*-4	4	-*6	7	*-7	9	-*10	11
2	DESAI HR / GHOSH S (IND)	0	-*1	2	*-2	3	-*5	7	*-8	9	-*10	11
	McCREERY P / ROBINSON A (NIR)	-*0	1	*-2	4	-*5	5	*-5	6	-*7	8	8
3	DESAI HR / GHOSH S (IND)	0	1	*-3	5	-*7	8	*-8	10	-*10	11	
	McCREERY P / ROBINSON A (NIR)	0	-*1	1	*-1	1	-*2	4	*-4	6	6	
4	DESAI HR / GHOSH S (IND)	0	-*1	2	*-4	4	-*6	7	*-9	11		
	McCREERY P / ROBINSON A (NIR)	-*0	1	*-2	2	-*4	4	*-5	5	5		

### NOTES

"\*-." denotes first player of pair is server, "-\*" denotes second player of pair is server. The "Greatest deficit overcome" only applies when the pair ends up winning the game.

### LEGEND

MD Men's Doubles



## Match Results

**ARUNA Quadri (NGR) 3-0 HOWIESON Craig (SCO)**  
**TORIOLA Segun RUMGAY Gavin**

Game Summary		Match	Game 1	Game 2	Game 3	Game 4	Game 5
<b>ARUNA Quadri / TORIOLA S</b>	<b>NGR</b>	<b>3</b>	11	11	11		
<b>HOWIESON Craig / RUMGAY G</b>	<b>SCO</b>	<b>0</b>	4	7	7		
Duration:		<b>16min</b>	4 min	5 min	5 min		

Match No : MD51 Table : 8

Umpires : BROWN C (SCO) CHAN Gregory (CAN)

Player Statistics	ARUNA Q / TORIOLA S (NGR)					Match	HOWIESON C / RUMGAY G (SCO)					Match
	Game						Game					
	1	2	3	4	5		1	2	3	4	5	
Points won	11	11	11			<b>33</b>	4	7	7			<b>18</b>
Biggest lead	7	5	4			<b>7</b>	-	1	-			<b>1</b>
Points won on own serve	3	6	5			<b>14</b>	0	3	4			<b>7</b>
Points lost on own serve	4	4	3			<b>11</b>	8	5	5			<b>18</b>
Most consecutive points won	3	3	2			<b>3</b>	2	3	2			<b>3</b>
Greatest deficit overcome	-	1	-			<b>1</b>	-	-	-			<b>-</b>
Handedness/Grip	/Shakehand - /Shakehand						Right/Shakehand - Right/Shakehand					

### Game Progress

1	<b>ARUNA Q / TORIOLA S (NGR)</b>	0	*-2	3	*-5	6	*-8	8	*-10	<b>11</b>	
	HOWIESON C / RUMGAY G (SCO)	*-0	0	*-1	1	*-2	2	*-4	4	<b>4</b>	
2	<b>ARUNA Q / TORIOLA S (NGR)</b>	*-0	1	*-2	3	*-5	6	*-8	9	*-9	<b>11</b>
	HOWIESON C / RUMGAY G (SCO)	0	*-1	2	*-3	3	*-4	4	*-5	7	<b>7</b>
3	<b>ARUNA Q / TORIOLA S (NGR)</b>	0	*-1	3	*-4	5	*-6	7	*-9	10	<b>11</b>
	HOWIESON C / RUMGAY G (SCO)	0	1	*-1	2	*-3	4	*-5	5	*-6	<b>7</b>

### NOTES

"\*-." denotes first player of pair is server, "-\*" denotes second player of pair is server. The "Greatest deficit overcome" only applies when the pair ends up winning the game.

### LEGEND

**MD** Men's Doubles



## Match Results

**DRINKHALL Paul (ENG) 3-1 HU Heming (AUS)**  
**PITCHFORD Liam YAN Xin**

Game Summary		Match	Game 1	Game 2	Game 3	Game 4	Game 5
<b>DRINKHALL Paul / PITCHFORD L</b>	<b>ENG</b>	<b>3</b>	11	6	11	11	
<b>HU Heming / YAN X</b>	<b>AUS</b>	<b>1</b>	8	11	4	2	
Duration:		<b>17min</b>	4 min	4 min	4 min	3 min	

Match No : MD52 Table : 5

Umpires : KNOWLES Kathleen (SCO) TONGE Karen (ENG)

Player Statistics	DRINKHALL P / PITCHFORD L (ENG)					Match	HU H / YAN X (AUS)					Match
	Game						Game					
	1	2	3	4	5		1	2	3	4	5	
Points won	11	6	11	11		<b>39</b>	8	11	4	2		<b>25</b>
Biggest lead	3	1	7	9		<b>9</b>	1	5	1	-		<b>5</b>
Points won on own serve	4	2	5	6		<b>17</b>	3	4	1	1		<b>9</b>
Points lost on own serve	5	7	2	1		<b>15</b>	7	4	6	5		<b>22</b>
Most consecutive points won	3	2	5	6		<b>6</b>	3	5	1	1		<b>5</b>
Greatest deficit overcome	1	-	1	-		<b>1</b>	-	1	-	-		<b>1</b>
Handedness/Grip	Right/Shakehand - Right/Shakehand						Right/Shakehand - Right/Shakehand					

### Game Progress

1	<b>DRINKHALL P / PITCHFORD L (ENG)</b>	0	*-1	2	*-3	4	*-6	7	*-8	8	*-10	<b>11</b>
	HU H / YAN X (AUS)	*-0	1	*-2	3	*-4	4	*-5	6	*-8	8	<b>8</b>
2	<b>DRINKHALL P / PITCHFORD L (ENG)</b>	*-0	1	*-2	3	*-3	3	*-5	5	*-6		<b>6</b>
	HU H / YAN X (AUS)	0	*-1	2	*-3	5	*-7	7	*-9	10		<b>11</b>
3	<b>DRINKHALL P / PITCHFORD L (ENG)</b>	0	*-1	2	*-4	5	*-6	8	*-10			<b>11</b>
	HU H / YAN X (AUS)	0	1	*-2	2	*-3	4	*-4	4			<b>4</b>
4	<b>DRINKHALL P / PITCHFORD L (ENG)</b>	*-0	2	*-4	6	*-7	8	*-10				<b>11</b>
	HU H / YAN X (AUS)	0	*-0	0	*-0	1	*-2	2				<b>2</b>

### NOTES

"\*-." denotes first player of pair is server, "-\*" denotes second player of pair is server. The "Greatest deficit overcome" only applies when the pair ends up winning the game.

### LEGEND

**MD** Men's Doubles



## Match Results

**ACHANTA Sharath Kamal (IND) 3-0 JENKINS Ryan (WAL)**  
**ANTHONY ARPUTHARAJ Amalraj JENKINS Stephen**

Game Summary		Match	Game 1	Game 2	Game 3	Game 4	Game 5
<b>ACHANTA SK / ANTHONY ARPUTH</b>	<b>IND</b>	<b>3</b>	11	11	11		
JENKINS Ryan / JENKINS S	WAL	0	8	4	9		
Duration:		<b>18min</b>	6 min	4 min	6 min		

Match No : MD53 Table : 7  
 Umpires : HOPKINS Alan (AUS) TITUS Denver (RSA)

Player Statistics	ACHANTA SK / ANTHONY ARPUTHARAJ (IND)					Match	JENKINS R / JENKINS S (WAL)					Match
	Game						Game					
	1	2	3	4	5		1	2	3	4	5	
Points won	11	11	11			<b>33</b>	8	4	9			<b>21</b>
Biggest lead	6	7	3			<b>7</b>	-	-	4			<b>4</b>
Points won on own serve	7	5	4			<b>16</b>	5	2	3			<b>10</b>
Points lost on own serve	3	2	6			<b>11</b>	4	6	7			<b>17</b>
Most consecutive points won	3	3	6			<b>6</b>	5	1	3			<b>5</b>
Greatest deficit overcome	-	-	4			<b>4</b>	-	-	-			<b>-</b>
Handedness/Grip	Right/Shakehand - Right/Shakehand						Right/Shakehand - Right/Shakehand					

### Game Progress

1	ACHANTA SK / ANTHONY ARPUTHARAJ (IND)	-*0	2	*-3	5	-*6	8	*-9	9	-*9	10	<b>11</b>
	JENKINS R / JENKINS S (WAL)	0	*-0	1	-*1	2	*-2	3	-*5	7	*-8	<b>8</b>
2	ACHANTA SK / ANTHONY ARPUTHARAJ (IND)	0	*-2	3	-*5	6	*-7	9	-*10	<b>11</b>		
	JENKINS R / JENKINS S (WAL)	-*0	0	*-1	1	-*2	3	*-3	4	<b>4</b>		
3	ACHANTA SK / ANTHONY ARPUTHARAJ (IND)	-*0	0	*-1	1	-*3	5	*-7	8	-*9	10	<b>11</b>
	JENKINS R / JENKINS S (WAL)	0	*-2	3	-*5	5	*-5	5	-*6	7	*-8	<b>9</b>

### NOTES

"\*-" denotes first player of pair is server, "-\*" denotes second player of pair is server. The "Greatest deficit overcome" only applies when the pair ends up winning the game.

### LEGEND

**MD** Men's Doubles





## Match Results

**REED Danny (ENG) 3-0 CAMERON Niall (SCO)**  
**WALKER Sam DOHERTY Sean**

Game Summary		Match	Game 1	Game 2	Game 3	Game 4	Game 5
<b>REED Danny / WALKER S</b>	<b>ENG</b>	<b>3</b>	11	12	11		
CAMERON Niall / DOHERTY S	SCO	0	3	10	5		
Duration:		<b>19min</b>	4 min	8 min	5 min		

Match No : MD54 Table : 2

Umpires : PETERS John (NGR) NEELAKANTA IYER Ganeshan (IND)

Player Statistics	REED D / WALKER S (ENG)					Match	CAMERON N / DOHERTY S (SCO)					Match
	Game						Game					
	1	2	3	4	5		1	2	3	4	5	
Points won	11	12	11			<b>34</b>	3	10	5			<b>18</b>
Biggest lead	8	2	6			<b>8</b>	-	4	-			<b>4</b>
Points won on own serve	5	5	6			<b>16</b>	2	4	3			<b>9</b>
Points lost on own serve	1	6	2			<b>9</b>	6	7	5			<b>18</b>
Most consecutive points won	4	5	3			<b>5</b>	1	3	2			<b>3</b>
Greatest deficit overcome	-	4	-			<b>4</b>	-	-	-			<b>-</b>
Handedness/Grip	Right/Shakehand - Right/Shakehand						Right/Shakehand - Right/Shakehand					

### Game Progress

1	<b>REED D / WALKER S (ENG)</b>	0	*-2	3	*-4	6	*-7	9	<b>11</b>					
	CAMERON N / DOHERTY S (SCO)	*-0	0	*-1	2	*-2	3	*-3	<b>3</b>					
2	<b>REED D / WALKER S (ENG)</b>	*-0	0	*-1	1	*-3	5	*-6	7	*-8	9	*-10	11	<b>12</b>
	CAMERON N / DOHERTY S (SCO)	0	*-2	3	*-5	5	*-5	6	*-7	8	*-9	10	*-10	<b>10</b>
3	<b>REED D / WALKER S (ENG)</b>	0	*-2	3	*-4	6	*-7	8	*-9	<b>11</b>				
	CAMERON N / DOHERTY S (SCO)	*-0	0	*-1	2	*-2	3	*-4	5	<b>5</b>				

### NOTES

"\*-." denotes first player of pair is server, "-\*" denotes second player of pair is server. The "Greatest deficit overcome" only applies when the pair ends up winning the game.

### LEGEND

**MD** Men's Doubles



## Match Results

**HO Andre (CAN) 3-1 HENZELL William (AUS)**  
 THERIAULT Pierre-Luc POWELL David

Game Summary		Match	Game 1	Game 2	Game 3	Game 4	Game 5
HO Andre / THERIAULT PL	CAN	3	11	9	11	11	
HENZELL William / POWELL D	AUS	1	5	11	7	8	
Duration:		27min	5 min	6 min	5 min	7 min	

Match No : MD55 Table : 6

Umpires : EDWARDS David (ENG) HO Roger (SIN)

Player Statistics	HO A / THERIAULT PL (CAN)					Match	HENZELL W / POWELL D (AUS)					Match
	Game						Game					
	1	2	3	4	5		1	2	3	4	5	
Points won	11	9	11	11		42	5	11	7	8		31
Biggest lead	6	2	4	3		6	-	2	2	4		4
Points won on own serve	6	5	5	5		21	3	6	4	3		16
Points lost on own serve	2	5	3	5		15	5	4	6	6		21
Most consecutive points won	4	3	4	5		5	1	3	2	4		4
Greatest deficit overcome	-	-	2	4		4	-	2	-	-		2
Handedness/Grip	Right/Shakehand - Left/Shakehand						Right/Shakehand - Right/Shakehand					

### Game Progress

1	HO A / THERIAULT PL (CAN)	0	*-1	3	*-4	5	*-6	7	*-9	11		
	HENZELL W / POWELL D (AUS)	*-0	1	*-1	2	*-3	4	*-5	5	5		
2	HO A / THERIAULT PL (CAN)	*-0	1	*-2	4	*-4	5	*-6	6	*-8	9	9
	HENZELL W / POWELL D (AUS)	0	*-1	2	*-2	4	*-5	6	*-8	8	*-9	11
3	HO A / THERIAULT PL (CAN)	0	*-0	2	*-3	4	*-6	7	*-8	9	11	
	HENZELL W / POWELL D (AUS)	*-0	2	*-2	3	*-4	4	*-5	6	*-7	7	
4	HO A / THERIAULT PL (CAN)	*-0	1	*-1	1	*-3	4	*-5	6	*-8	10	11
	HENZELL W / POWELL D (AUS)	0	*-1	3	*-5	5	*-6	7	*-8	8	*-8	8

### NOTES

"\*-." denotes first player of pair is server, "-\*" denotes second player of pair is server. The "Greatest deficit overcome" only applies when the pair ends up winning the game.

### LEGEND

MD Men's Doubles



## Match Results

**YANG Zi (SIN) 3-0 HUMPHREYS Curtis (TTO)**  
**ZHAN Jian ST. LOUIS Dexter**

Game Summary		Match	Game 1	Game 2	Game 3	Game 4	Game 5
<b>YANG Zi / ZHAN J</b>	<b>SIN</b>	<b>3</b>	12	11	11		
HUMPHREYS Curtis / ST. LOUIS D	TTO	0	10	7	5		
Duration:		18min	6 min	5 min	5 min		

Match No : MD56 Table : 10

Umpires : le PAGE Tim (GGY) CURTIS Neil (ENG)

Player Statistics	YANG Z / ZHAN J (SIN)					Match	HUMPHREYS C / ST. LOUIS D (TTO)					Match
	Game						Game					
	1	2	3	4	5		1	2	3	4	5	
Points won	12	11	11			34	10	7	5			22
Biggest lead	3	5	7			7	1	3	-			3
Points won on own serve	8	6	7			21	7	3	4			14
Points lost on own serve	3	4	1			8	4	5	4			13
Most consecutive points won	3	5	4			5	3	3	2			3
Greatest deficit overcome	1	3	-			3	-	-	-			-
Handedness/Grip	Left/Shakehand - Right/Shakehand						Right/Shakehand - Left/Shakehand					

### Game Progress

1	<b>YANG Z / ZHAN J (SIN)</b>	0	*-1	2	*-3	5	*-5	7	*-7	9	*-10	10	*-11	12
	HUMPHREYS C / ST. LOUIS D (TTO)	*-0	1	*-2	3	*-3	5	*-5	7	*-7	8	*-10	10	10
2	<b>YANG Z / ZHAN J (SIN)</b>	*-0	0	*-1	3	*-5	6	*-8	9	*-9	11			
	HUMPHREYS C / ST. LOUIS D (TTO)	0	*-2	3	*-3	3	*-4	4	*-5	7	7			
3	<b>YANG Z / ZHAN J (SIN)</b>	0	*-1	3	*-4	6	*-7	9	*-10	11				
	HUMPHREYS C / ST. LOUIS D (TTO)	*-0	1	*-1	2	*-2	3	*-3	4	5				

### NOTES

"\*-." denotes first player of pair is server, "-\*" denotes second player of pair is server. The "Greatest deficit overcome" only applies when the pair ends up winning the game.

### LEGEND

MD Men's Doubles



## Match Results

**GAO Ning (SIN) 3-1 DESAI Harmeet Rajul (IND)**  
**LI Hu GHOSH Soumyajit**

Game Summary		Match	Game 1	Game 2	Game 3	Game 4	Game 5
<b>GAO Ning / LI H</b>	<b>SIN</b>	<b>3</b>	10	11	11	11	
DESAI Harmeet Rajul / GHOSH S	IND	1	12	9	8	8	
Duration:		<b>32min</b>	7 min	7 min	7 min	7 min	

Match No : MD57 Table : 8

Umpires : ARINYE Cecilia (NGR) EDWARDS David (ENG)

Player Statistics	GAO N / LI H (SIN)					Match	DESAI HR / GHOSH S (IND)					Match
	Game						Game					
	1	2	3	4	5		1	2	3	4	5	
Points won	10	11	11	11		<b>43</b>	12	9	8	8		<b>37</b>
Biggest lead	2	3	4	3		<b>4</b>	3	2	1	2		<b>3</b>
Points won on own serve	7	4	5	5		<b>21</b>	8	3	4	3		<b>18</b>
Points lost on own serve	4	6	4	5		<b>19</b>	3	7	5	6		<b>21</b>
Most consecutive points won	3	3	4	4		<b>4</b>	3	3	3	2		<b>3</b>
Greatest deficit overcome	-	2	1	2		<b>2</b>	2	-	-	-		<b>2</b>
Handedness/Grip	Right/Shakehand - Right/Shakehand						Right/Shakehand - Right/Shakehand					

### Game Progress

1	GAO N / LI H (SIN)	0	*0	1	*-2	4	*-5	7	*-7	8	*-9	10	*-10	<b>10</b>
	DESAI HR / GHOSH S (IND)	*0	2	*-3	4	*-4	5	*-5	7	*-8	9	*-10	11	<b>12</b>
2	GAO N / LI H (SIN)	*0	1	*-2	2	*-4	5	*-7	8	*-9	10	<b>11</b>		
	DESAI HR / GHOSH S (IND)	0	*-1	2	*-4	4	*-5	5	*-6	7	*-8	<b>9</b>		
3	GAO N / LI H (SIN)	0	*-1	2	*-3	5	*-6	7	*-9	9	*-10	<b>11</b>		
	DESAI HR / GHOSH S (IND)	0	1	*-2	3	*-3	4	*-5	5	*-7	8	<b>8</b>		
4	GAO N / LI H (SIN)	*0	1	*-2	3	*-4	4	*-6	8	*-9	10	<b>11</b>		
	DESAI HR / GHOSH S (IND)	0	*-1	2	*-3	4	*-6	6	*-6	7	*-8	<b>8</b>		

### NOTES

"\*-." denotes first player of pair is server, "-\*" denotes second player of pair is server. The "Greatest deficit overcome" only applies when the pair ends up winning the game.

### LEGEND

**MD** Men's Doubles



## Match Results

**DRINKHALL Paul (ENG) 3-2 ARUNA Quadri (NGR)**  
**PITCHFORD Liam TORIOLA Segun**

Game Summary		Match	Game 1	Game 2	Game 3	Game 4	Game 5
<b>DRINKHALL Paul / PITCHFORD L</b>	<b>ENG</b>	<b>3</b>	11	8	6	11	11
<b>ARUNA Quadri / TORIOLA S</b>	<b>NGR</b>	<b>2</b>	7	11	11	5	7
Duration:		<b>31min</b>	5 min	6 min	5 min	6 min	6 min

Match No : MD58 Table : 2

Umpires : HO Fanny (AUS) CHAY Winnie (SIN)

Player Statistics	DRINKHALL P / PITCHFORD L (ENG)						ARUNA Q / TORIOLA S (NGR)					
	Game					Match	Game					Match
	1	2	3	4	5		1	2	3	4	5	
Points won	11	8	6	11	11	<b>47</b>	7	11	11	5	7	<b>41</b>
Biggest lead	5	4	4	6	4	<b>6</b>	1	3	6	1	2	<b>6</b>
Points won on own serve	6	4	2	7	7	<b>26</b>	3	6	4	3	4	<b>20</b>
Points lost on own serve	4	5	7	1	3	<b>20</b>	5	4	4	4	4	<b>21</b>
Most consecutive points won	5	4	4	5	5	<b>5</b>	3	5	10	2	2	<b>10</b>
Greatest deficit overcome	1	-	-	1	2	<b>2</b>	-	4	4	-	-	<b>4</b>
Handedness/Grip	Right/Shakehand - Right/Shakehand						/Shakehand - /Shakehand					

### Game Progress

1	<b>DRINKHALL P / PITCHFORD L (ENG)</b>	-*0	1	*-3	3	-*4	6	*-8	9	-*9	<b>11</b>	
	ARUNA Q / TORIOLA S (NGR)	0	-*1	1	*-3	4	-*4	4	*-5	7	<b>7</b>	
2	<b>DRINKHALL P / PITCHFORD L (ENG)</b>	0	-*2	4	*-5	5	-*5	6	*-7	8	-*8	<b>8</b>
	<b>ARUNA Q / TORIOLA S (NGR)</b>	-*0	0	*-0	1	-*3	5	*-6	7	-*8	10	<b>11</b>
3	<b>DRINKHALL P / PITCHFORD L (ENG)</b>	-*0	2	*-4	4	-*4	4	*-4	4	-*6	<b>6</b>	
	<b>ARUNA Q / TORIOLA S (NGR)</b>	0	-*0	0	*-2	4	-*6	8	*-10	10	<b>11</b>	
4	<b>DRINKHALL P / PITCHFORD L (ENG)</b>	0	-*1	3	*-5	6	-*6	8	*-9	<b>11</b>		
	ARUNA Q / TORIOLA S (NGR)	0	1	*-1	1	-*2	4	*-4	5	<b>5</b>		
5	<b>DRINKHALL P / PITCHFORD L (ENG)</b>	*-0	1	-*1	2	*-3	5	-*6	7	*-9	<b>11</b>	
	ARUNA Q / TORIOLA S (NGR)	0	*-1	3	-*4	5	*-5	6	-*7	7	<b>7</b>	

### NOTES

"\*-." denotes first player of pair is server, "-\*" denotes second player of pair is server. The "Greatest deficit overcome" only applies when the pair ends up winning the game.

### LEGEND

**MD** Men's Doubles



## Match Results

**ACHANTA Sharath Kamal (IND) 3-1 REED Danny (ENG)**  
**ANTHONY ARPUTHARAJ Amalraj WALKER Sam**

Game Summary		Match	Game 1	Game 2	Game 3	Game 4	Game 5
<b>ACHANTA SK / ANTHONY ARPUTH</b>	<b>IND</b>	<b>3</b>	12	11	7	11	
REED Danny / WALKER S	ENG	1	10	6	11	8	
Duration:		<b>27min</b>	7 min	5 min	6 min	6 min	

Match No : MD59 Table : 1

Umpires : TAN Corelle (SIN) MUGWANYA Ronald (UGA)

Player Statistics	ACHANTA SK / ANTHONY ARPUTHARAJ (IND)					Match	REED D / WALKER S (ENG)					Match
	Game						Game					
	1	2	3	4	5		1	2	3	4	5	
Points won	12	11	7	11		<b>41</b>	10	6	11	8		<b>35</b>
Biggest lead	3	5	-	3		<b>5</b>	2	2	5	-		<b>5</b>
Points won on own serve	5	8	4	4		<b>21</b>	4	6	5	3		<b>18</b>
Points lost on own serve	6	0	6	5		<b>17</b>	7	3	3	7		<b>20</b>
Most consecutive points won	4	6	3	3		<b>6</b>	5	2	3	2		<b>5</b>
Greatest deficit overcome	2	2	-	-		<b>2</b>	-	-	-	-		<b>-</b>
Handedness/Grip	Right/Shakehand - Right/Shakehand						Right/Shakehand - Right/Shakehand					

### Game Progress

1	ACHANTA SK / ANTHONY ARPUTHARAJ (IND)	*-0	1	-*3	4	*-4	4	-*5	7	*-9	9	-*10	11	<b>12</b>
	REED D / WALKER S (ENG)	0	-*1	1	*-2	4	-*6	7	*-7	7	-*9	10	*-10	<b>10</b>
2	ACHANTA SK / ANTHONY ARPUTHARAJ (IND)	0	-*0	2	*-4	6	-*6	8	*-8	10	<b>11</b>			
	REED D / WALKER S (ENG)	*-0	2	-*2	2	*-2	4	-*4	6	*-6	<b>6</b>			
3	ACHANTA SK / ANTHONY ARPUTHARAJ (IND)	*-0	0	-*1	3	*-3	4	-*5	5	*-6	<b>7</b>			
	REED D / WALKER S (ENG)	0	-*2	3	*-3	5	-*6	7	*-9	10	<b>11</b>			
4	ACHANTA SK / ANTHONY ARPUTHARAJ (IND)	0	-*1	2	*-4	4	-*5	7	*-8	8	-*10	<b>11</b>		
	REED D / WALKER S (ENG)	*-0	1	-*2	2	*-4	5	-*5	6	*-8	8	<b>8</b>		

### NOTES

"\*-." denotes first player of pair is server, "-\*" denotes second player of pair is server. The "Greatest deficit overcome" only applies when the pair ends up winning the game.

### LEGEND

**MD** Men's Doubles



## Match Results

**YANG Zi (SIN) 3-1 HO Andre (CAN)**  
**ZHAN Jian THERIAULT Pierre-Luc**

Game Summary		Match	Game 1	Game 2	Game 3	Game 4	Game 5
<b>YANG Zi / ZHAN J</b>	<b>SIN</b>	<b>3</b>	11	11	9	11	
HO Andre / THERIAULT PL	CAN	1	7	8	11	8	
Duration:		<b>28min</b>	5 min	6 min	7 min	7 min	

Match No : MD60 Table : 9

Umpires : GOUGH David (ENG) GOULDEN David (ENG)

Player Statistics	YANG Z / ZHAN J (SIN)					Match	HO A / THERIAULT PL (CAN)					Match
	Game						Game					
	1	2	3	4	5		1	2	3	4	5	
Points won	11	11	9	11		<b>42</b>	7	8	11	8		<b>34</b>
Biggest lead	4	3	2	3		<b>4</b>	1	3	2	1		<b>3</b>
Points won on own serve	8	5	5	6		<b>24</b>	5	4	6	5		<b>20</b>
Points lost on own serve	2	4	5	3		<b>14</b>	3	6	4	5		<b>18</b>
Most consecutive points won	3	6	3	4		<b>6</b>	2	6	3	2		<b>6</b>
Greatest deficit overcome	1	3	-	1		<b>3</b>	-	-	2	-		<b>2</b>
Handedness/Grip	Left/Shakehand - Right/Shakehand						Right/Shakehand - Left/Shakehand					

### Game Progress

1	<b>YANG Z / ZHAN J (SIN)</b>	*-0	1	*-2	4	*-4	6	*-7	8	*-9	<b>11</b>	
	HO A / THERIAULT PL (CAN)	0	*-1	2	*-2	4	*-4	5	*-6	7	<b>7</b>	
2	<b>YANG Z / ZHAN J (SIN)</b>	0	*-2	3	*-4	5	*-5	5	*-6	8	*-10	<b>11</b>
	HO A / THERIAULT PL (CAN)	*-0	0	*-1	2	*-3	5	*-7	8	*-8	8	<b>8</b>
3	<b>YANG Z / ZHAN J (SIN)</b>	*-0	0	*-2	3	*-4	6	*-7	8	*-8	9	<b>9</b>
	HO A / THERIAULT PL (CAN)	0	*-2	2	*-3	4	*-4	5	*-6	8	*-9	<b>11</b>
4	<b>YANG Z / ZHAN J (SIN)</b>	0	*-1	2	*-3	4	*-5	6	*-7	9	*-10	<b>11</b>
	HO A / THERIAULT PL (CAN)	*-0	1	*-2	3	*-4	5	*-6	7	*-7	8	<b>8</b>

### NOTES

"\*-." denotes first player of pair is server, "-\*" denotes second player of pair is server. The "Greatest deficit overcome" only applies when the pair ends up winning the game.

### LEGEND

**MD** Men's Doubles



## Match Results

**GAO Ning (SIN) 3-1 DRINKHALL Paul (ENG)**  
**LI Hu PITCHFORD Liam**

Game Summary		Match	Game 1	Game 2	Game 3	Game 4	Game 5
<b>GAO Ning / LI H</b>	<b>SIN</b>	<b>3</b>	13	11	3	11	
DRINKHALL Paul / PITCHFORD L	ENG	1	11	9	11	8	
Duration:		<b>31min</b>	7 min	7 min	5 min	7 min	

Match No : MD61 Table : 1

Umpires : CHIN Kenny (MAS) DZIOBA Greg (CAN)

Player Statistics	GAO N / LI H (SIN)					Match	DRINKHALL P / PITCHFORD L (ENG)					Match
	Game						Game					
	1	2	3	4	5		1	2	3	4	5	
Points won	13	11	3	11		<b>38</b>	11	9	11	8		<b>39</b>
Biggest lead	4	4	-	7		<b>7</b>	1	-	8	1		<b>8</b>
Points won on own serve	6	6	1	6		<b>19</b>	5	5	4	5		<b>19</b>
Points lost on own serve	6	4	7	3		<b>20</b>	7	5	2	5		<b>19</b>
Most consecutive points won	4	2	1	8		<b>8</b>	4	3	4	5		<b>5</b>
Greatest deficit overcome	1	-	-	1		<b>1</b>	-	-	-	-		<b>-</b>
Handedness/Grip	Right/Shakehand - Right/Shakehand						Right/Shakehand - Right/Shakehand					

### Game Progress

1	<b>GAO N / LI H (SIN)</b>	*-0	2	*-4	4	*-6	6	*-6	7	*-8	9	*-10	11	*-11	12	<b>13</b>
	DRINKHALL P / PITCHFORD L (ENG)	0	-*0	0	*-2	2	*-4	6	*-7	8	-*9	10	*-10	11	-*11	<b>11</b>
2	<b>GAO N / LI H (SIN)</b>	0	*-2	2	*-3	5	*-6	7	*-8	10	*-10	<b>11</b>				
	DRINKHALL P / PITCHFORD L (ENG)	*-0	0	-*2	3	*-3	4	-*5	6	*-6	8	<b>9</b>				
3	<b>GAO N / LI H (SIN)</b>	*-0	1	*-1	1	-*2	2	*-3	<b>3</b>							
	<b>DRINKHALL P / PITCHFORD L (ENG)</b>	0	*-1	3	-*5	6	*-8	9	<b>11</b>							
4	<b>GAO N / LI H (SIN)</b>	0	*-1	3	-*5	7	*-8	9	-*10	10	*-10	<b>11</b>				
	DRINKHALL P / PITCHFORD L (ENG)	*-0	1	*-1	1	-*1	2	*-3	4	-*6	8	<b>8</b>				

### NOTES

"\*-." denotes first player of pair is server, "-\*" denotes second player of pair is server. The "Greatest deficit overcome" only applies when the pair ends up winning the game.

### LEGEND

**MD** Men's Doubles





## Match Results

**ACHANTA Sharath Kamal (IND) 3-0 YANG Zi (SIN)**  
**ANTHONY ARPUTHARAJ Amalraj ZHAN Jian**

Game Summary		Match	Game 1	Game 2	Game 3	Game 4	Game 5
<b>ACHANTA SK / ANTHONY ARPUTH</b>	<b>IND</b>	<b>3</b>	11	12	11		
<b>YANG Zi / ZHAN J</b>	<b>SIN</b>	<b>0</b>	7	10	3		
Duration:		<b>22min</b>	6 min	9 min	6 min		

Match No : MD62 Table : 2

Umpires : MACKEY John (ENG) HO Fanny (AUS)

Player Statistics	ACHANTA SK / ANTHONY ARPUTHARAJ (IND)					Match	YANG Z / ZHAN J (SIN)					Match
	Game						Game					
	1	2	3	4	5		1	2	3	4	5	
Points won	11	12	11			<b>34</b>	7	10	3			<b>20</b>
Biggest lead	5	4	9			<b>9</b>	1	-	-			<b>1</b>
Points won on own serve	8	5	7			<b>20</b>	5	4	2			<b>11</b>
Points lost on own serve	2	6	1			<b>9</b>	3	7	4			<b>14</b>
Most consecutive points won	3	3	8			<b>8</b>	2	4	2			<b>4</b>
Greatest deficit overcome	1	-	-			<b>1</b>	-	-	-			<b>-</b>
Handedness/Grip	Right/Shakehand - Right/Shakehand						Left/Shakehand - Right/Shakehand					

### Game Progress

1	ACHANTA SK / ANTHONY ARPUTHARAJ (IND)	*-0	1	*-2	4	*-4	6	*-7	9	*-10	<b>11</b>			
	YANG Z / ZHAN J (SIN)	0	*-1	2	*-2	4	*-4	5	*-5	6	<b>7</b>			
2	ACHANTA SK / ANTHONY ARPUTHARAJ (IND)	0	*-2	3	*-4	5	*-7	7	*-7	8	*-9	10	*-11	<b>12</b>
	YANG Z / ZHAN J (SIN)	*-0	0	*-1	2	*-3	3	*-5	7	*-8	9	*-10	10	<b>10</b>
3	ACHANTA SK / ANTHONY ARPUTHARAJ (IND)	*-0	2	*-3	5	*-7	9	*-10	<b>11</b>					
	YANG Z / ZHAN J (SIN)	0	*-0	1	*-1	1	*-1	2	<b>3</b>					

### NOTES

"\*-." denotes first player of pair is server, "-\*" denotes second player of pair is server. The "Greatest deficit overcome" only applies when the pair ends up winning the game.

### LEGEND

**MD** Men's Doubles



## Match Results

**GAO Ning (SIN) 3-1** ACHANTA Sharath Kamal (IND)  
**LI Hu** ANTHONY ARPUTHARAJ Amalraj

Game Summary		Match	Game 1	Game 2	Game 3	Game 4	Game 5
<b>GAO Ning / LI H</b>	<b>SIN</b>	<b>3</b>	8	11	11	11	
ACHANTA SK / ANTHONY ARPUTH	IND	1	11	7	9	5	
Duration:		<b>33min</b>	6 min	6 min	8 min	8 min	

Match No : MD64 Table : 1

Umpires : PURCELL Tom (ENG) SUTCLIFFE Russell (ENG)

Player Statistics	GAO N / LI H (SIN)					Match	ACHANTA SK / ANTHONY ARPUTHARAJ (IND)					Match
	Game						Game					
	1	2	3	4	5		1	2	3	4	5	
Points won	8	11	11	11		<b>41</b>	11	7	9	5		<b>32</b>
Biggest lead	-	6	2	6		<b>6</b>	5	-	3	1		<b>5</b>
Points won on own serve	6	7	4	5		<b>22</b>	7	6	3	2		<b>18</b>
Points lost on own serve	4	1	6	3		<b>14</b>	2	4	7	6		<b>19</b>
Most consecutive points won	3	3	3	5		<b>5</b>	4	2	2	3		<b>4</b>
Greatest deficit overcome	-	-	3	1		<b>3</b>	-	-	-	-		<b>-</b>
Handedness/Grip	Right/Shakehand - Right/Shakehand						Right/Shakehand - Right/Shakehand					

### Game Progress

1	GAO N / LI H (SIN)	*-0	0	-*0	2	*-3	4	-*4	5	*-6	8	<b>8</b>
	ACHANTA SK / ANTHONY ARPUTHARAJ (IND)	0	-*2	4	*-4	5	-*6	8	*-9	10	-*10	<b>11</b>
2	GAO N / LI H (SIN)	0	*-1	3	-*4	6	*-7	9	-*9	10	<b>11</b>	
	ACHANTA SK / ANTHONY ARPUTHARAJ (IND)	-*0	1	*-1	2	-*2	3	*-3	5	-*6	<b>7</b>	
3	GAO N / LI H (SIN)	*-0	1	-*2	3	*-4	4	-*5	6	*-8	9	<b>11</b>
	ACHANTA SK / ANTHONY ARPUTHARAJ (IND)	0	-*1	2	*-3	4	-*6	7	*-8	8	-*9	<b>9</b>
4	GAO N / LI H (SIN)	0	*-2	2	-*3	5	*-7	8	-*9	<b>11</b>		
	ACHANTA SK / ANTHONY ARPUTHARAJ (IND)	-*0	0	*-2	3	-*3	3	*-4	5	<b>5</b>		

### NOTES

"\*-." denotes first player of pair is server, "-\*" denotes second player of pair is server. The "Greatest deficit overcome" only applies when the pair ends up winning the game.

### LEGEND

**MD** Men's Doubles



## Match Results

**YANG Zi (SIN) 3-2 DRINKHALL Paul (ENG)**  
**ZHAN Jian PITCHFORD Liam**

Game Summary		Match	Game 1	Game 2	Game 3	Game 4	Game 5
<b>YANG Zi / ZHAN J</b>	<b>SIN</b>	<b>3</b>	11	12	7	8	12
DRINKHALL Paul / PITCHFORD L	ENG	2	6	10	11	11	10
Duration:		<b>40min</b>	5 min	8 min	6 min	7 min	9 min

Match No : MD63 Table : 1

Umpires : CHAN Gregory (CAN) HIGGINS Peter (WAL)

Player Statistics	YANG Z / ZHAN J (SIN)						DRINKHALL P / PITCHFORD L (ENG)					
	Game					Match	Game					Match
	1	2	3	4	5		1	2	3	4	5	
Points won	11	12	7	8	12	<b>50</b>	6	10	11	11	10	<b>48</b>
Biggest lead	6	2	1	2	3	<b>6</b>	-	3	4	3	2	<b>4</b>
Points won on own serve	5	7	3	3	6	<b>24</b>	2	6	4	5	5	<b>22</b>
Points lost on own serve	4	4	7	6	5	<b>26</b>	6	5	4	5	6	<b>26</b>
Most consecutive points won	5	5	2	4	3	<b>5</b>	4	3	3	5	3	<b>5</b>
Greatest deficit overcome	-	3	-	-	2	<b>3</b>	-	-	1	2	-	<b>2</b>
Handedness/Grip	Left/Shakehand - Right/Shakehand						Right/Shakehand - Right/Shakehand					

### Game Progress

1	<b>YANG Z / ZHAN J (SIN)</b>	*-0	2	*-4	5	*-7	8	*-8	8	*-10	<b>11</b>			
	DRINKHALL P / PITCHFORD L (ENG)	0	*-0	0	*-1	1	*-2	4	*-6	6	<b>6</b>			
2	<b>YANG Z / ZHAN J (SIN)</b>	0	*-1	2	*-3	4	*-4	5	*-6	7	*-8	10	*-11	<b>12</b>
	DRINKHALL P / PITCHFORD L (ENG)	*-0	1	*-2	3	*-4	6	*-7	8	*-9	10	*-10	10	<b>10</b>
3	<b>YANG Z / ZHAN J (SIN)</b>	*-0	1	*-2	3	*-4	5	*-6	6	*-7	<b>7</b>			
	DRINKHALL P / PITCHFORD L (ENG)	0	*-1	2	*-3	4	*-5	6	*-8	9	<b>11</b>			
4	<b>YANG Z / ZHAN J (SIN)</b>	0	*-0	1	*-3	3	*-4	6	*-8	8	*-8	<b>8</b>		
	DRINKHALL P / PITCHFORD L (ENG)	*-0	2	*-3	3	*-5	6	*-6	6	*-8	10	<b>11</b>		
5	<b>YANG Z / ZHAN J (SIN)</b>	*-0	2	*-3	4	*-4	5	*-6	6	*-8	9	*-10	11	<b>12</b>
	DRINKHALL P / PITCHFORD L (ENG)	0	*-0	1	*-2	4	*-5	6	*-8	8	*-9	10	*-10	<b>10</b>

### NOTES

"\*-." denotes first player of pair is server, "-\*" denotes second player of pair is server. The "Greatest deficit overcome" only applies when the pair ends up winning the game.

### LEGEND

**MD** Men's Doubles



## Entry List by Event

As of WED 30 JUL 2014

CGA	Name	Date of Birth
AUS - Australia	LAY Jian Fang	6 MAR 1973
	MIAO Miao	14 JAN 1981
	DEDERKO Zhenhua	17 SEP 1977
	ZHANG Ziyu	10 DEC 1990
BAR - Barbados	FELIX Sherrice	2 NOV 1988
	HARVEY Krystle	24 OCT 1984
BOT - Botswana	BUTALE Boitshwarelo	17 DEC 1983
	REBATENNE Magdeline Tshepiso	27 JAN 1987
CAN - Canada	LUO Anqi	26 AUG 1996
	ZHANG Mo	17 JAN 1989
ENG - England	DRINKHALL Joanna	10 JUN 1987
	SIBLEY Kelly	21 MAY 1988
	HO Tin-Tin	3 SEP 1998
	le FEVRE Karina	17 JUL 1993
GGY - Guernsey	LOVERIDGE Alice	6 JUL 1994
	MORGAN Dawn	18 MAY 1964
GHA - Ghana	BAAH-DANSO Celia	24 JUN 1992
	KWABI Cynthia	30 JUL 1993
	ADOM AMANKWAA Mareen	18 NOV 1997
	BORQUAYE Bernice	26 SEP 1992
GUY - Guyana	BLAKE Jody-Ann	27 JAN 1986
	CUMMINGS Natalie	13 APR 1989
	EDGHILL Chelsea	6 JUL 1997
	LOWE Trenace	10 MAR 1991
IND - India	DAS Ankita	17 JUL 1993
	GHATAK Poulomi	3 JAN 1983
	KUMARESAN Shamini	20 FEB 1988
	PATKAR Madhurika Suhas	10 APR 1987



CGA	Name	Date of Birth
JAM - Jamaica	CLARE Shenique	22 JAN 1989
	FOSTER Yvonne	22 MAR 1993
	CARNEY Kaydian	22 NOV 1979
	LEWIS Dadrian	21 DEC 2000
MAS - Malaysia	LEE WEI Beh	12 APR 1983
	SOCK KHIM Ng	26 FEB 1984
	ROU YOU Lee	1 APR 1995
	YING Ho	9 MAY 1995
MDV - Maldives	JUMANA NIMAL Fathimath	24 JAN 1987
	MOHAMED Mueena	22 MAY 1982
MRI - Mauritius	CHOWREE Isabelle	8 MAR 1996
	GUKHOOL Widaad	2 JAN 1994
NGR - Nigeria	AKPAN Cecilia	13 JUN 1986
	OSHONAIKE Olufunke	28 OCT 1975
NIR - Northern Ireland	GIVAN Ashley	23 AUG 1995
	MOGEY Amanda	10 JAN 1986
	LUDLOW Emma	3 OCT 1996
	LYNCH-DAWSON Hannah	13 OCT 1997
NZL - New Zealand	HUNG Jenny	23 MAR 1991
	YANG Annie	23 JUL 1982
	LI Chunli	28 FEB 1962
	LI Karen	19 SEP 1977
PAK - Pakistan	BABAR Farwa	13 JUN 1994
	SHEIKH Abeera	9 JAN 1995
PNG - Papua New Guinea	LOHIA Geru	9 FEB 2000
	TONGIA Eileen	24 SEP 1997
	CHRIS Idau	5 MAY 1992
	LOI Maryanne	20 JUN 1990



<b>CGA</b>	<b>Name</b>	<b>Date of Birth</b>
SCO - Scotland	FLAWS Lynda	6 APR 1993
	WHITAKER Corinna	6 JUL 1990
SEY - Seychelles	BENSTRONG Anniesa	1 FEB 1991
	SINON Laura	27 OCT 1995
SIN - Singapore	FENG Tianwei	31 AUG 1986
	YU Mengyu	18 AUG 1989
	LIN Ye	1 FEB 1996
	ZHOU Yihan	30 JAN 1994
SRI - Sri Lanka	MADURANGI Ishara	27 MAY 1990
	WARUSAWITHANA Erandi	6 JAN 1995
	FERNANDO Chamathsara	13 FEB 1999
	PIUMILA Hansani	23 MAY 2000
TTO - Trinidad and Tobago	CHUNG Rheann	27 MAR 1985
	QUASHIE Ashley	4 SEP 1992
	EDWARDS Aleena	1 FEB 1980
	SPICER Catherine	3 FEB 1995
UGA - Uganda	LUKAAYA Amina	24 MAY 1988
	NATUNGA Ludia Magandlen	1 AUG 1995
VAN - Vanuatu	LULU Anolyn	3 JAN 1979
	MATARIKI Pareina	13 FEB 1992
	ABEL Roanna	2 MAY 1998
	ABEL Rosanna	2 MAY 1998
WAL - Wales	CAREY Charlotte	11 JUN 1996
	OWEN Naomi	3 JUN 1988
	PHILLIPS Angharad	15 MAR 1994
	THOMAS Chloe	23 APR 1994

**NOTES**

All changes are available in INFO



## Match Results

**FLAWS Lynda (SCO) 3-0 LOHIA Geru (PNG)**  
**WHITAKER Corinna TONGIA Eileen**

Game Summary		Match	Game 1	Game 2	Game 3	Game 4	Game 5
<b>FLAWS Lynda / WHITAKER C</b>	SCO	<b>3</b>	11	11	11		
LOHIA Geru / TONGIA E	PNG	<b>0</b>	7	2	2		
Duration:		<b>10min</b>	3 min	2 min	2 min		

Match No : WD2 Table : 8

Umpires : MERCER Alexander (ENG) BROWN C (SCO)

Player Statistics	FLAWS L / WHITAKER C (SCO)					Match	LOHIA G / TONGIA E (PNG)					Match
	Game						Game					
	1	2	3	4	5		1	2	3	4	5	
Points won	11	11	11			<b>33</b>	7	2	2			<b>11</b>
Biggest lead	4	9	9			<b>9</b>	-	-	-			-
Points won on own serve	5	6	6			<b>17</b>	2	2	1			<b>5</b>
Points lost on own serve	5	0	1			<b>6</b>	6	5	5			<b>16</b>
Most consecutive points won	3	4	5			<b>5</b>	3	1	1			<b>3</b>
Greatest deficit overcome	-	-	-			-	-	-	-			-
Handedness/Grip	Right/Shakehand - Right/Shakehand						Right/Shakehand - Right/Shakehand					

### Game Progress

1	<b>FLAWS L / WHITAKER C (SCO)</b>	-*0	2	*-3	4	-*6	6	*-7	8	-*10	<b>11</b>
	LOHIA G / TONGIA E (PNG)	0	*-0	1	-*2	2	*-4	5	-*6	6	<b>7</b>
2	<b>FLAWS L / WHITAKER C (SCO)</b>	0	-*2	4	*-5	7	-*8	10	<b>11</b>		
	LOHIA G / TONGIA E (PNG)	*-0	0	-*0	1	*-1	2	-*2	<b>2</b>		
3	<b>FLAWS L / WHITAKER C (SCO)</b>	-*0	2	*-4	5	-*6	8	*-10	<b>11</b>		
	LOHIA G / TONGIA E (PNG)	0	*-0	0	-*1	2	*-2	2	<b>2</b>		

### NOTES

"\*-." denotes first player of pair is server, "-\*" denotes second player of pair is server. The "Greatest deficit overcome" only applies when the pair ends up winning the game.

### LEGEND

**WD** Women's Doubles



## Match Results

**FELIX Sherrice (BAR) 3-0 LULU Anolyn (VAN)**  
**HARVEY Krystle MATARIKI Pareina**

Game Summary		Match	Game 1	Game 2	Game 3	Game 4	Game 5
<b>FELIX Sherrice / HARVEY K</b>	<b>BAR</b>	<b>3</b>	11	12	11		
LULU Anolyn / MATARIKI P	VAN	0	4	10	6		
Duration:		<b>15min</b>	4 min	5 min	4 min		

Match No : WD7 Table : 3

Umpires : HOUSTON Sinclair (SCO) SRINIVASAN Sridhar (IND)

Player Statistics	FELIX S / HARVEY K (BAR)					Match	LULU A / MATARIKI P (VAN)					Match
	Game						Game					
	1	2	3	4	5		1	2	3	4	5	
Points won	11	12	11			<b>34</b>	4	10	6			<b>20</b>
Biggest lead	7	4	5			<b>7</b>	-	1	2			<b>2</b>
Points won on own serve	5	7	5			<b>17</b>	2	6	3			<b>11</b>
Points lost on own serve	2	4	3			<b>9</b>	6	5	6			<b>17</b>
Most consecutive points won	4	3	7			<b>7</b>	1	5	4			<b>5</b>
Greatest deficit overcome	-	1	2			<b>2</b>	-	-	-			<b>-</b>
Handedness/Grip	Left/Shakehand - Right/Shakehand						/Shakehand - /Shakehand					

### Game Progress

1	<b>FELIX S / HARVEY K (BAR)</b>	0	*-2	3	*-5	6	*-7	9	*-10	<b>11</b>				
	LULU A / MATARIKI P (VAN)	*-0	0	*-1	1	*-2	3	*-3	4	<b>4</b>				
2	<b>FELIX S / HARVEY K (BAR)</b>	*-0	2	*-3	5	*-5	5	*-6	7	*-8	9	*-10	<b>12</b>	
	LULU A / MATARIKI P (VAN)	0	*-0	1	*-1	3	*-5	6	*-7	8	*-9	10	*-10	<b>10</b>
3	<b>FELIX S / HARVEY K (BAR)</b>	0	*-1	2	*-4	4	*-4	6	*-8	10	<b>11</b>			
	LULU A / MATARIKI P (VAN)	*-0	1	*-2	2	*-4	6	*-6	6	*-6	<b>6</b>			

### NOTES

"\*-." denotes first player of pair is server, "-\*" denotes second player of pair is server. The "Greatest deficit overcome" only applies when the pair ends up winning the game.

### LEGEND

**WD** Women's Doubles





## Match Results

**LYNCH-DAWSON Hannah (NIR) 3-0 BABAR Farwa (PAK)**  
**LUDLOW Emma SHEIKH Abeera**

Game Summary		Match	Game 1	Game 2	Game 3	Game 4	Game 5
<b>LYNCH-DAWSON H / LUDLOW E</b>	<b>NIR</b>	<b>3</b>	11	11	11		
BABAR Farwa / SHEIKH A	PAK	0	9	9	8		
Duration:		<b>17min</b>	5 min	5 min	5 min		

Match No : WD10 Table : 1

Umpires : REID Lynda (ENG) SAVVA Andreas (CYP)

Player Statistics	LYNCH-DAWSON H / LUDLOW E (NIR)					Match	BABAR F / SHEIKH A (PAK)					Match
	Game						Game					
	1	2	3	4	5		1	2	3	4	5	
Points won	11	11	11			<b>33</b>	9	9	8			<b>26</b>
Biggest lead	2	2	3			<b>3</b>	1	5	2			<b>5</b>
Points won on own serve	7	6	6			<b>19</b>	6	5	4			<b>15</b>
Points lost on own serve	3	4	3			<b>10</b>	4	5	5			<b>14</b>
Most consecutive points won	2	5	3			<b>5</b>	3	3	2			<b>3</b>
Greatest deficit overcome	1	5	2			<b>5</b>	-	-	-			<b>-</b>
Handedness/Grip	Right/Shakehand - Right/Shakehand						Right/Shakehand - Right/Shakehand					

### Game Progress

1	<b>LYNCH-DAWSON H / LUDLOW E (NIR)</b>	0	*-1	3	*-4	5	*-5	6	*-7	8	*-9	<b>11</b>
	BABAR F / SHEIKH A (PAK)	*-0	1	*-1	2	*-3	5	*-6	7	*-8	9	<b>9</b>
2	<b>LYNCH-DAWSON H / LUDLOW E (NIR)</b>	*-0	0	*-1	2	*-2	3	*-4	6	*-7	9	<b>11</b>
	BABAR F / SHEIKH A (PAK)	0	*-2	3	*-4	6	*-7	8	*-8	9	*-9	<b>9</b>
3	<b>LYNCH-DAWSON H / LUDLOW E (NIR)</b>	0	*-0	2	*-3	4	*-6	7	*-8	9	*-10	<b>11</b>
	BABAR F / SHEIKH A (PAK)	0	2	*-2	3	*-4	4	*-5	6	*-7	8	<b>8</b>

### NOTES

"\*-." denotes first player of pair is server, "-\*" denotes second player of pair is server. The "Greatest deficit overcome" only applies when the pair ends up winning the game.

### LEGEND

**WD** Women's Doubles



### Match Results

**CLARE Shenique (JAM) 3-1 BAAH-DANSO Celia (GHA)**  
**FOSTER Yvonne KWABI Cynthia**

Game Summary		Match	Game 1	Game 2	Game 3	Game 4	Game 5
CLARE Shenique / FOSTER Y	JAM	3	8	11	11	11	
BAAH-DANSO Celia / KWABI C	GHA	1	11	8	6	5	
Duration:		21min	4 min	5 min	4 min	5 min	

Match No : WD15 Table : 4

Umpires : HIGGINS Peter (WAL) COCHRANE Dave (ENG)

Player Statistics	CLARE S / FOSTER Y (JAM)					Match	BAAH-DANSO C / KWABI C (GHA)					Match
	Game						Game					
	1	2	3	4	5		1	2	3	4	5	
Points won	8	11	11	11		41	11	8	6	5		30
Biggest lead	2	3	5	6		6	5	3	-	1		5
Points won on own serve	3	4	4	5		16	5	2	2	2		11
Points lost on own serve	6	6	4	3		19	5	7	6	6		24
Most consecutive points won	4	4	3	4		4	7	3	2	1		7
Greatest deficit overcome	-	3	-	1		3	2	-	-	-		2
Handedness/Grip	/Shakehand - /Shakehand						Right/Shakehand - Right/Shakehand					

#### Game Progress

1	CLARE S / FOSTER Y (JAM)	0	*-2	2	*-2	2	*-3	4	*-5	7	*-8	8
	BAAH-DANSO C / KWABI C (GHA)	*-0	0	*-2	4	*-6	7	*-8	9	*-9	10	11
2	CLARE S / FOSTER Y (JAM)	*-0	0	*-1	2	*-4	5	*-6	7	*-9	10	11
	BAAH-DANSO C / KWABI C (GHA)	0	*-2	3	*-4	4	*-5	6	*-7	7	*-8	8
3	CLARE S / FOSTER Y (JAM)	0	*-2	3	*-5	6	*-7	8	*-9	10	11	
	BAAH-DANSO C / KWABI C (GHA)	0	0	*-1	1	*-2	3	*-4	5	*-6	6	
4	CLARE S / FOSTER Y (JAM)	*-0	1	*-2	3	*-5	6	*-8	10	11		
	BAAH-DANSO C / KWABI C (GHA)	0	*-1	2	*-3	3	*-4	4	*-4	5		

#### NOTES

"\*-." denotes first player of pair is server, "-\*" denotes second player of pair is server. The "Greatest deficit overcome" only applies when the pair ends up winning the game.

#### LEGEND

WD Women's Doubles



### Match Results

**LOVERIDGE Alice (GGY) 3-1 FERNANDO Chamathsara (SRI)**  
**MORGAN Dawn PIUMILA Hansani**

Game Summary		Match	Game 1	Game 2	Game 3	Game 4	Game 5
LOVERIDGE Alice / MORGAN D	GGY	3	11	11	10	11	
FERNANDO C / PIUMILA H	SRI	1	6	8	12	9	
Duration:		25min	5 min	5 min	6 min	6 min	

Match No : WD18 Table : 2  
Umpires : FRASER Margot (ENG) SCARR Val (NZL)

Player Statistics	LOVERIDGE A / MORGAN D (GGY)					Match	FERNANDO C / PIUMILA H (SRI)					Match
	Game						Game					
	1	2	3	4	5		1	2	3	4	5	
Points won	11	11	10	11		43	6	8	12	9		35
Biggest lead	5	6	1	2		6	3	-	3	2		3
Points won on own serve	5	6	5	8		24	3	4	6	7		20
Points lost on own serve	3	4	6	2		15	6	5	5	3		19
Most consecutive points won	5	5	4	3		5	3	4	3	2		4
Greatest deficit overcome	3	-	-	2		3	-	-	1	-		1
Handedness/Grip	Right/Shakehand - Right/Shakehand						Right/Shakehand - Right/Shakehand					

#### Game Progress

1	LOVERIDGE A / MORGAN D (GGY)	0	*0	1	*-2	3	*-5	6	*-8	10	11			
	FERNANDO C / PIUMILA H (SRI)	*0	2	*-3	4	*-5	5	*-6	6	*-6	6			
2	LOVERIDGE A / MORGAN D (GGY)	*0	2	*-3	4	*-6	8	*-8	8	*-9	10	11		
	FERNANDO C / PIUMILA H (SRI)	0	*0	1	*-2	2	*-2	4	*-6	7	*-8	8		
3	LOVERIDGE A / MORGAN D (GGY)	0	*-1	2	*-3	4	*-5	6	*-6	7	*-9	10	*-10	10
	FERNANDO C / PIUMILA H (SRI)	*0	1	*-2	3	*-4	5	*-6	8	*-9	9	*-10	11	12
4	LOVERIDGE A / MORGAN D (GGY)	*0	1	*-1	3	*-4	6	*-6	8	*-9	10	11		
	FERNANDO C / PIUMILA H (SRI)	0	*-1	3	*-3	4	*-4	6	*-6	7	*-8	9		

#### NOTES

"\*-." denotes first player of pair is server, "-\*" denotes second player of pair is server. The "Greatest deficit overcome" only applies when the pair ends up winning the game.

#### LEGEND

WD Women's Doubles



## Match Results

**EDWARDS Aleena (TTO) 3-0 BUTALE Boitshwarelo (BOT)**  
**SPICER Catherine REBATENNE Magdeline Tshepiso**

Game Summary		Match	Game 1	Game 2	Game 3	Game 4	Game 5
<b>EDWARDS Aleena / SPICER C</b>	<b>TTO</b>	<b>3</b>	11	11	11		
<b>BUTALE B / REBATENNE MT</b>	<b>BOT</b>	<b>0</b>	7	4	5		
Duration:		<b>12min</b>	3 min	3 min	4 min		

Match No : WD23 Table : 5

Umpires : KNOWLES Kathleen (SCO) DUBEY Atul (IND)

Player Statistics	EDWARDS A / SPICER C (TTO)					Match	BUTALE B / REBATENNE MT (BOT)					Match
	Game						Game					
	1	2	3	4	5		1	2	3	4	5	
Points won	11	11	11			<b>33</b>	7	4	5			<b>16</b>
Biggest lead	4	8	6			<b>8</b>	1	1	-			<b>1</b>
Points won on own serve	6	7	4			<b>17</b>	3	4	2			<b>9</b>
Points lost on own serve	4	0	3			<b>7</b>	5	4	6			<b>15</b>
Most consecutive points won	5	8	4			<b>8</b>	2	2	1			<b>2</b>
Greatest deficit overcome	1	1	-			<b>1</b>	-	-	-			<b>-</b>
Handedness/Grip	Right/Shakehand - Right/Shakehand						Right/Shakehand - Right/Shakehand					

### Game Progress

1	<b>EDWARDS A / SPICER C (TTO)</b>	*-0	1	*-2	3	*-4	5	*-6	8	*-10	<b>11</b>
	BUTALE B / REBATENNE MT (BOT)	0	*-1	2	*-3	4	*-5	6	*-6	6	<b>7</b>
2	<b>EDWARDS A / SPICER C (TTO)</b>	0	*-1	3	*-5	7	*-8	10	*-10	<b>11</b>	
	BUTALE B / REBATENNE MT (BOT)	*-0	1	*-1	1	*-1	2	*-2	4	<b>4</b>	
3	<b>EDWARDS A / SPICER C (TTO)</b>	0	1	*-3	4	*-5	6	*-8	10	<b>11</b>	
	BUTALE B / REBATENNE MT (BOT)	0	*-1	1	*-2	3	*-4	4	*-4	<b>5</b>	

### NOTES

"\*-." denotes first player of pair is server, "-\*" denotes second player of pair is server. The "Greatest deficit overcome" only applies when the pair ends up winning the game.

### LEGEND

**WD** Women's Doubles



## Match Results

**MOHAMED Mueena (MDV) 3-0 CHRIS Idau (PNG)**  
**JUMANA NIMAL Fathimath LOI Maryanne**

Game Summary		Match	Game 1	Game 2	Game 3	Game 4	Game 5
MOHAMED Mueena / JUMANA N F	MDV	3	11	11	11		
CHRIS Idau / LOI M	PNG	0	5	9	3		
Duration:		15min	3 min	5 min	3 min		

Match No : WD26 Table : 9

Umpires : HIGGINS Peter (WAL) SUTCLIFFE Russell (ENG)

Player Statistics	MOHAMED M / JUMANA N F (MDV)					Match	CHRIS I / LOI M (PNG)					Match
	Game						Game					
	1	2	3	4	5		1	2	3	4	5	
Points won	11	11	11			33	5	9	3			17
Biggest lead	7	2	8			8	-	2	1			2
Points won on own serve	5	4	6			15	2	3	3			8
Points lost on own serve	3	6	0			9	6	7	5			18
Most consecutive points won	7	3	7			7	4	2	1			4
Greatest deficit overcome	-	2	1			2	-	-	-			-
Handedness/Grip	Right/Shakehand - /Shakehand						Right/Shakehand - Right/Shakehand					

### Game Progress

1	MOHAMED M / JUMANA N F (MDV)	0	*2	4	*6	7	*8	8	*9	11		
	CHRIS I / LOI M (PNG)	*0	0	*0	0	*1	2	*4	5	5		
2	MOHAMED M / JUMANA N F (MDV)	*0	0	*2	3	*4	5	*6	8	*9	9	11
	CHRIS I / LOI M (PNG)	0	*2	2	*3	4	*5	6	*6	7	*9	9
3	MOHAMED M / JUMANA N F (MDV)	0	*1	3	*5	7	*8	10	11			
	CHRIS I / LOI M (PNG)	*0	1	*1	1	*1	2	*2	3			

### NOTES

"\*-." denotes first player of pair is server, "-\*" denotes second player of pair is server. The "Greatest deficit overcome" only applies when the pair ends up winning the game.

### LEGEND

WD Women's Doubles



## Match Results

**ADOM AMANKWAA Maren (GHA) 3-1 LUKAAYA Amina (UGA)**  
**BORQUAYE Bernice NATUNGA Ludia Magandlen**

Game Summary		Match	Game 1	Game 2	Game 3	Game 4	Game 5
ADOM AMANKWAA M / BORQUAYE B	GHA	3	9	11	11	11	
LUKAAYA Amina / NATUNGA LM	UGA	1	11	8	5	8	
Duration:		32min	5 min	5 min	5 min	5 min	

Match No : WD31 Table : 10

Umpires : CURTIS Neil (ENG) WILLIAMS Jackie (WAL)

Player Statistics	ADOM AMANKWAA M / BORQUAYE B (GHA)					Match	LUKAAYA A / NATUNGA LM (UGA)					Match
	Game						Game					
	1	2	3	4	5		1	2	3	4	5	
Points won	9	11	11	11		42	11	8	5	8		32
Biggest lead	2	7	7	3		7	3	1	-	-		3
Points won on own serve	4	4	5	6		19	5	2	2	4		13
Points lost on own serve	6	6	3	4		19	5	7	5	5		22
Most consecutive points won	2	8	5	3		8	5	3	3	3		5
Greatest deficit overcome	-	1	-	-		1	2	-	-	-		2
Handedness/Grip	/ - Right/Shakehand						/Shakehand - /Shakehand					

### Game Progress

1	ADOM AMANKWAA M / BORQUAYE B (GHA)	0	*-1	2	*-3	4	*-6	6	*-6	7	*-8	9
	LUKAAYA A / NATUNGA LM (UGA)	*-0	1	*-2	3	*-4	4	*-6	8	*-9	10	11
2	ADOM AMANKWAA M / BORQUAYE B (GHA)	*-0	1	*-3	5	*-7	8	*-9	9	*-10	10	11
	LUKAAYA A / NATUNGA LM (UGA)	0	*-1	1	*-1	1	*-2	3	*-5	6	*-8	8
3	ADOM AMANKWAA M / BORQUAYE B (GHA)	0	*-2	3	*-5	7	*-8	8	*-9	11		
	LUKAAYA A / NATUNGA LM (UGA)	0	0	*-1	1	*-1	2	*-4	5	5		
4	ADOM AMANKWAA M / BORQUAYE B (GHA)	*-0	2	*-3	3	*-4	6	*-7	8	*-9	10	11
	LUKAAYA A / NATUNGA LM (UGA)	0	*-0	1	*-3	4	*-4	5	*-6	7	*-8	8

### NOTES

"\*-." denotes first player of pair is server, "-\*" denotes second player of pair is server. The "Greatest deficit overcome" only applies when the pair ends up winning the game.

### LEGEND

WD Women's Doubles



## Match Results

**FENG Tianwei (SIN) 3-0 FLAWS Lynda (SCO)**  
**YU Mengyu WHITAKER Corinna**

Game Summary		Match	Game 1	Game 2	Game 3	Game 4	Game 5
<b>FENG Tianwei / YU M</b>	<b>SIN</b>	<b>3</b>	11	11	11		
FLAWS Lynda / WHITAKER C	SCO	0	5	8	1		
Duration:		<b>14min</b>	4 min	5 min	3 min		

Match No : WD33 Table : 2

Umpires : BROWN David (ENG) MADHOSINGH Chandra (CAN)

Player Statistics	FENG T / YU M (SIN)					Match	FLAWS L / WHITAKER C (SCO)					Match
	Game						Game					
	1	2	3	4	5		1	2	3	4	5	
Points won	11	11	11			<b>33</b>	5	8	1			<b>14</b>
Biggest lead	6	5	10			<b>10</b>	1	3	-			<b>3</b>
Points won on own serve	5	5	6			<b>16</b>	2	4	1			<b>7</b>
Points lost on own serve	3	4	0			<b>7</b>	6	6	5			<b>17</b>
Most consecutive points won	5	7	7			<b>7</b>	2	4	1			<b>4</b>
Greatest deficit overcome	1	3	-			<b>3</b>	-	-	-			<b>-</b>
Handedness/Grip	Right/Shakehand - Right/Shakehand						Right/Shakehand - Right/Shakehand					

### Game Progress

1	<b>FENG T / YU M (SIN)</b>	-*0	1	*-2	3	-*4	6	*-8	9	<b>11</b>		
	FLAWS L / WHITAKER C (SCO)	0	-*1	2	*-3	4	-*4	4	*-5	<b>5</b>		
2	<b>FENG T / YU M (SIN)</b>	0	-*1	1	*-2	3	-*5	7	*-9	10	-*10	<b>11</b>
	FLAWS L / WHITAKER C (SCO)	-*0	1	*-3	4	-*5	5	*-5	5	-*6	8	<b>8</b>
3	<b>FENG T / YU M (SIN)</b>	-*0	2	*-4	6	-*7	9	<b>11</b>				
	FLAWS L / WHITAKER C (SCO)	0	-*0	0	*-0	1	-*1	<b>1</b>				

### NOTES

"\*-" denotes first player of pair is server, "-\*" denotes second player of pair is server. The "Greatest deficit overcome" only applies when the pair ends up winning the game.

### LEGEND

**WD** Women's Doubles



## Match Results

**CAREY Charlotte (WAL) 3-0 BENSTRONG Anniesa (SEY)**  
**OWEN Naomi** SINON Laura

Game Summary		Match	Game 1	Game 2	Game 3	Game 4	Game 5
<b>CAREY Charlotte / OWEN N</b>	WAL	<b>3</b>	11	11	11		
BENSTRONG Anniesa / SINON L	SEY	<b>0</b>	4	7	4		
Duration:		<b>12min</b>	3 min	4 min	3 min		

Match No : WD34 Table : 3

Umpires : SAVVA Andreas (CYP) FOOTE Ben (GGY)

Player Statistics	CAREY C / OWEN N (WAL)					Match	BENSTRONG A / SINON L (SEY)					Match
	Game						Game					
	1	2	3	4	5		1	2	3	4	5	
Points won	11	11	11			<b>33</b>	4	7	4			<b>15</b>
Biggest lead	7	4	7			<b>7</b>	1	-	-			<b>1</b>
Points won on own serve	6	8	4			<b>18</b>	3	5	1			<b>9</b>
Points lost on own serve	1	2	3			<b>6</b>	5	3	7			<b>15</b>
Most consecutive points won	5	3	4			<b>5</b>	1	2	1			<b>2</b>
Greatest deficit overcome	1	-	-			<b>1</b>	-	-	-			<b>-</b>
Handedness/Grip	Left/Shakehand - Right/Shakehand						Left/Shakehand - Right/Shakehand					

### Game Progress

1	<b>CAREY C / OWEN N (WAL)</b>	0	*-1	2	*-3	5	*-6	8	*-10	<b>11</b>	
	BENSTRONG A / SINON L (SEY)	*-0	1	*-2	3	*-3	4	*-4	4	<b>4</b>	
2	<b>CAREY C / OWEN N (WAL)</b>	*-0	1	*-2	4	*-4	6	*-7	8	*-9	<b>11</b>
	BENSTRONG A / SINON L (SEY)	0	*-1	2	*-2	4	*-4	5	*-6	7	<b>7</b>
3	<b>CAREY C / OWEN N (WAL)</b>	0	*-2	3	*-4	5	*-7	8	*-10	<b>11</b>	
	BENSTRONG A / SINON L (SEY)	*-0	0	*-1	2	*-3	3	*-4	4	<b>4</b>	

### NOTES

"\*-." denotes first player of pair is server, "-\*" denotes second player of pair is server. The "Greatest deficit overcome" only applies when the pair ends up winning the game.

### LEGEND

**WD** Women's Doubles





## Match Results

**ROU YOU Lee (MAS) 3-0 CHOWREE Isabelle (MRI)**  
**YING Ho GUKHOOL Widaad**

Game Summary		Match	Game 1	Game 2	Game 3	Game 4	Game 5
ROU YOU Lee / HO YING	MAS	3	11	11	11		
CHOWREE Isabelle / GUKHOOL W	MRI	0	7	6	5		
Duration:		14min	4 min	4 min	4 min		

Match No : WD35 Table : 5

Umpires : SRINIVASAN Sridhar (IND) BROWN David (ENG)

Player Statistics	LEE R Y / HO YING (MAS)					Match	CHOWREE I / GUKHOOL W (MRI)					Match
	Game						Game					
	1	2	3	4	5		1	2	3	4	5	
Points won	11	11	11			33	7	6	5			18
Biggest lead	5	5	6			6	-	-	-			-
Points won on own serve	8	5	6			19	5	3	3			11
Points lost on own serve	2	3	2			7	3	6	5			14
Most consecutive points won	3	5	3			5	4	2	2			4
Greatest deficit overcome	-	-	-			-	-	-	-			-
Handedness/Grip	Right/Shakehand - Right/Shakehand						/Shakehand - /Shakehand					

### Game Progress

1	LEE R Y / HO YING (MAS)	-*0	2	*-3	5	-*6	7	*-7	8	-*9	11
	CHOWREE I / GUKHOOL W (MRI)	0	-*0	1	*-1	2	-*3	5	*-6	7	7
2	LEE R Y / HO YING (MAS)	0	-*1	3	*-4	5	-*6	6	*-8	10	11
	CHOWREE I / GUKHOOL W (MRI)	-*0	1	*-1	2	-*3	4	*-6	6	-*6	6
3	LEE R Y / HO YING (MAS)	-*0	2	*-3	4	-*6	7	*-8	10	11	
	CHOWREE I / GUKHOOL W (MRI)	0	-*0	1	*-2	2	-*3	4	*-4	5	

### NOTES

"\*-" denotes first player of pair is server, "-\*" denotes second player of pair is server. The "Greatest deficit overcome" only applies when the pair ends up winning the game.

### LEGEND

WD Women's Doubles



## Match Results

**LI Chunli (NZL) 3-0 FELIX Sherrice (BAR)**  
**LI Karen HARVEY Krystle**

Game Summary		Match	Game 1	Game 2	Game 3	Game 4	Game 5
<b>LI Chunli / LI K</b>	<b>NZL</b>	<b>3</b>	11	11	11		
FELIX Sherrice / HARVEY K	BAR	0	2	6	4		
Duration:		<b>13min</b>	3 min	4 min	4 min		

Match No : WD36 Table : 3

Umpires : TONGE Karen (ENG) KNOWLES Kathleen (SCO)

Player Statistics	LI C / LI K (NZL)					Match	FELIX S / HARVEY K (BAR)					Match
	Game						Game					
	1	2	3	4	5		1	2	3	4	5	
Points won	11	11	11			<b>33</b>	2	6	4			<b>12</b>
Biggest lead	9	5	7			<b>9</b>	1	2	-			<b>2</b>
Points won on own serve	5	8	4			<b>17</b>	1	5	1			<b>7</b>
Points lost on own serve	1	1	3			<b>5</b>	6	3	7			<b>16</b>
Most consecutive points won	10	4	4			<b>10</b>	2	3	2			<b>3</b>
Greatest deficit overcome	1	2	-			<b>2</b>	-	-	-			<b>-</b>
Handedness/Grip	Right/Penholder - Right/Shakehand						Left/Shakehand - Right/Shakehand					

### Game Progress

1	<b>LI C / LI K (NZL)</b>	0	*-1	2	*-4	6	*-8	10	<b>11</b>		
	FELIX S / HARVEY K (BAR)	*-0	1	*-2	2	*-2	2	*-2	<b>2</b>		
2	<b>LI C / LI K (NZL)</b>	*-0	1	*-1	3	*-4	6	*-7	9	*-10	<b>11</b>
	FELIX S / HARVEY K (BAR)	0	*-1	3	*-3	4	*-4	5	*-5	6	<b>6</b>
3	<b>LI C / LI K (NZL)</b>	0	*-1	3	*-5	5	*-7	8	*-10	<b>11</b>	
	FELIX S / HARVEY K (BAR)	*-0	1	*-1	1	*-3	3	*-4	4	<b>4</b>	

### NOTES

"\*-." denotes first player of pair is server, "-\*" denotes second player of pair is server. The "Greatest deficit overcome" only applies when the pair ends up winning the game.

### LEGEND

**WD** Women's Doubles



## Match Results

**KUMARESAN Shamini (IND) 3-1 LYNCH-DAWSON Hannah (NIR)**  
**PATKAR Madhurika Suhas LUDLOW Emma**

Game Summary		Match	Game 1	Game 2	Game 3	Game 4	Game 5
<b>KUMARESAN Shamini / PATKAR MS</b>	IND	3	7	11	11	11	
LYNCH-DAWSON H / LUDLOW E	NIR	1	11	3	4	7	
Duration:		18min	4 min	4 min	4 min	5 min	

Match No : WD37 Table : 4

Umpires : PETERS John (NGR) FRASER Margot (ENG)

Player Statistics	KUMARESAN S / PATKAR MS (IND)					Match	LYNCH-DAWSON H / LUDLOW E (NIR)					Match
	Game						Game					
	1	2	3	4	5		1	2	3	4	5	
Points won	7	11	11	11		40	11	3	4	7		25
Biggest lead	-	8	7	4		8	6	-	1	-		6
Points won on own serve	2	6	4	8		20	5	1	1	5		12
Points lost on own serve	6	2	3	2		13	5	5	7	3		20
Most consecutive points won	6	5	4	3		6	4	1	1	3		4
Greatest deficit overcome	-	-	1	-		1	-	-	-	-		-
Handedness/Grip	Right/Shakehand - Right/Shakehand						Right/Shakehand - Right/Shakehand					

### Game Progress

1	KUMARESAN S / PATKAR MS (IND)	0	*0	0	*-1	1	*-3	5	*-7	7	7
	LYNCH-DAWSON H / LUDLOW E (NIR)	*-0	2	*-4	5	*-7	7	*-7	7	*-9	11
2	KUMARESAN S / PATKAR MS (IND)	*-0	2	*-4	5	*-7	8	*-9	11		
	LYNCH-DAWSON H / LUDLOW E (NIR)	0	*-0	0	*-1	1	*-2	3	3		
3	KUMARESAN S / PATKAR MS (IND)	0	*-1	2	*-4	5	*-7	8	*-10	11	
	LYNCH-DAWSON H / LUDLOW E (NIR)	*-0	1	*-2	2	*-3	3	*-4	4	4	
4	KUMARESAN S / PATKAR MS (IND)	*-0	2	*-3	3	*-4	6	*-6	8	*-9	11
	LYNCH-DAWSON H / LUDLOW E (NIR)	0	*-0	1	*-3	4	*-4	6	*-6	7	7

### NOTES

"\*-." denotes first player of pair is server, "-\*" denotes second player of pair is server. The "Greatest deficit overcome" only applies when the pair ends up winning the game.

### LEGEND

WD Women's Doubles



## Match Results

**DEDERKO Zhenhua (AUS) 3-0 CHUNG Rheann (TTO)**  
**ZHANG Ziyu QUASHIE Ashley**

Game Summary		Match	Game 1	Game 2	Game 3	Game 4	Game 5
<b>DEDERKO Zhenhua / ZHANG Z</b>	<b>AUS</b>	<b>3</b>	11	11	11		
<b>CHUNG Rheann / QUASHIE A</b>	<b>TTO</b>	<b>0</b>	9	9	8		
Duration:		<b>17min</b>	5 min	5 min	5 min		

Match No : WD38 Table : 6

Umpires : COCHRANE Dave (ENG) CLAXTON Roy (SCO)

Player Statistics	DEDERKO Z / ZHANG Z (AUS)					Match	CHUNG R / QUASHIE A (TTO)					Match
	Game						Game					
	1	2	3	4	5		1	2	3	4	5	
Points won	11	11	11			<b>33</b>	9	9	8			<b>26</b>
Biggest lead	2	2	3			<b>3</b>	5	2	3			<b>5</b>
Points won on own serve	7	6	5			<b>18</b>	6	5	4			<b>15</b>
Points lost on own serve	3	4	4			<b>11</b>	4	5	6			<b>15</b>
Most consecutive points won	6	4	4			<b>6</b>	5	4	3			<b>5</b>
Greatest deficit overcome	5	2	3			<b>5</b>	-	-	-			<b>-</b>
Handedness/Grip	Right/Shakehand - Right/Shakehand						Right/Shakehand - Right/Shakehand					

### Game Progress

1	<b>DEDERKO Z / ZHANG Z (AUS)</b>	0	*0	0	*-1	3	*-5	6	*-7	9	*-9	<b>11</b>
	CHUNG R / QUASHIE A (TTO)	*-0	2	*-4	5	*-5	5	*-6	7	*-7	9	<b>9</b>
2	<b>DEDERKO Z / ZHANG Z (AUS)</b>	*-0	2	*-2	2	*-4	6	*-6	8	*-9	9	<b>11</b>
	CHUNG R / QUASHIE A (TTO)	0	*-0	2	*-4	4	*-4	6	*-6	7	*-9	<b>9</b>
3	<b>DEDERKO Z / ZHANG Z (AUS)</b>	0	*-1	1	*-2	3	*-5	7	*-7	8	*-10	<b>11</b>
	CHUNG R / QUASHIE A (TTO)	*-0	1	*-3	4	*-5	5	*-5	7	*-8	8	<b>8</b>

### NOTES

"\*-." denotes first player of pair is server, "-\*" denotes second player of pair is server. The "Greatest deficit overcome" only applies when the pair ends up winning the game.

### LEGEND

**WD** Women's Doubles



## Match Results

**MADURANGI Ishara (SRI) 3-2 EDGHILL Chelsea (GUY)**  
**WARUSAWITHANA Erandi LOWE Trenace**

Game Summary		Match	Game 1	Game 2	Game 3	Game 4	Game 5
MADURANGI I / WARUSAWITHANA E	SRI	3	8	7	11	11	11
EDGHILL Chelsea / LOWE T	GUY	2	11	11	8	9	8
Duration:		32min	5 min	4 min	6 min	5 min	6 min

Match No : WD39 Table : 7

Umpires : JUTLE Harry (ENG) HOPKINS Alan (AUS)

Player Statistics	MADURANGI I / WARUSAWITHANA E (SRI)						EDGHILL C / LOWE T (GUY)					
	Game					Match	Game					Match
	1	2	3	4	5		1	2	3	4	5	
Points won	8	7	11	11	11	48	11	11	8	9	8	47
Biggest lead	2	-	5	2	3	5	3	5	-	3	5	5
Points won on own serve	5	3	6	6	5	25	7	4	5	5	4	25
Points lost on own serve	4	7	3	4	4	22	3	4	5	5	6	23
Most consecutive points won	3	2	3	5	5	5	4	4	4	3	6	6
Greatest deficit overcome	-	-	-	3	5	5	2	-	-	-	-	2
Handedness/Grip	Right/Shakehand - Right/Shakehand						Right/Shakehand - Left/Shakehand					

### Game Progress

1	MADURANGI I / WARUSAWITHANA E (SRI)	0	*-1	2	*-2	4	*-5	7	*-7	7	*-8	8
	EDGHILL C / LOWE T (GUY)	*-0	1	*-2	4	*-4	5	*-5	7	*-9	10	11
2	MADURANGI I / WARUSAWITHANA E (SRI)	*-0	0	*-1	2	*-3	3	*-4	5	*-6	7	
	EDGHILL C / LOWE T (GUY)	0	*-2	3	*-4	5	*-7	8	*-9	10	11	
3	MADURANGI I / WARUSAWITHANA E (SRI)	0	*-2	3	*-4	6	*-7	7	*-8	10	*-10	11
	EDGHILL C / LOWE T (GUY)	*-0	0	*-1	2	*-2	3	*-5	6	*-6	8	8
4	MADURANGI I / WARUSAWITHANA E (SRI)	*-0	0	*-1	2	*-3	5	*-5	6	*-7	9	11
	EDGHILL C / LOWE T (GUY)	0	*-2	3	*-4	5	*-5	7	*-8	9	*-9	9
5	MADURANGI I / WARUSAWITHANA E (SRI)	0	*-1	1	*-1	2	*-4	6	*-7	8	*-10	11
	EDGHILL C / LOWE T (GUY)	*-0	1	*-3	5	*-6	6	*-6	7	*-8	8	8

### NOTES

"\*-." denotes first player of pair is server, "-\*" denotes second player of pair is server. The "Greatest deficit overcome" only applies when the pair ends up winning the game.

### LEGEND

WD Women's Doubles



## Match Results

**DRINKHALL Joanna (ENG) 3-0 CLARE Shenique (JAM)**  
**SIBLEY Kelly FOSTER Yvonne**

Game Summary		Match	Game 1	Game 2	Game 3	Game 4	Game 5
DRINKHALL Joanna / SIBLEY K	ENG	3	11	11	12		
CLARE Shenique / FOSTER Y	JAM	0	7	2	10		
Duration:		13min	4 min	3 min	5 min		

Match No : WD40 Table : 8

Umpires : le PAGE Tim (GGY) CURTIS Neil (ENG)

Player Statistics	DRINKHALL J / SIBLEY K (ENG)					Match	CLARE S / FOSTER Y (JAM)					Match
	Game						Game					
	1	2	3	4	5		1	2	3	4	5	
Points won	11	11	12			34	7	2	10			19
Biggest lead	4	9	2			9	-	-	2			2
Points won on own serve	5	5	5			15	4	0	4			8
Points lost on own serve	3	2	6			11	5	6	7			18
Most consecutive points won	4	8	4			8	4	1	4			4
Greatest deficit overcome	-	-	2			2	-	-	-			-
Handedness/Grip	Right/Shakehand - Right/Shakehand						/Shakehand - /Shakehand					

### Game Progress

1	DRINKHALL J / SIBLEY K (ENG)	0	*-2	4	*-5	5	*-5	7	*-8	9	11			
	CLARE S / FOSTER Y (JAM)	0	0	*-0	1	*-3	5	*-5	6	*-7	7			
2	DRINKHALL J / SIBLEY K (ENG)	*-0	1	*-3	4	*-6	8	*-10	11					
	CLARE S / FOSTER Y (JAM)	0	*-1	1	*-2	2	*-2	2	2					
3	DRINKHALL J / SIBLEY K (ENG)	0	*-2	3	*-4	4	*-4	6	*-8	8	*-9	10	*-11	12
	CLARE S / FOSTER Y (JAM)	*-0	0	*-1	2	*-4	6	*-6	6	*-8	9	*-10	10	10

### NOTES

"\*-." denotes first player of pair is server, "-\*" denotes second player of pair is server. The "Greatest deficit overcome" only applies when the pair ends up winning the game.

### LEGEND

WD Women's Doubles



## Match Results

**LUO Anqi (CAN) 3-0 LOVERIDGE Alice (GGY)**  
**ZHANG Mo MORGAN Dawn**

Game Summary		Match	Game 1	Game 2	Game 3	Game 4	Game 5
<b>LUO Anqi / ZHANG M</b>	<b>CAN</b>	<b>3</b>	12	11	11		
LOVERIDGE Alice / MORGAN D	GGY	0	10	3	7		
Duration:		<b>15min</b>	6 min	3 min	4 min		

Match No : WD41 Table : 5

Umpires : FOOTE Ben (GGY) REID Lynda (ENG)

Player Statistics	LUO A / ZHANG M (CAN)					Match	LOVERIDGE A / MORGAN D (GGY)					Match
	Game						Game					
	1	2	3	4	5		1	2	3	4	5	
Points won	12	11	11			<b>34</b>	10	3	7			<b>20</b>
Biggest lead	2	9	6			<b>9</b>	3	-	-			<b>3</b>
Points won on own serve	8	6	3			<b>17</b>	7	1	2			<b>10</b>
Points lost on own serve	3	2	5			<b>10</b>	4	5	8			<b>17</b>
Most consecutive points won	5	9	5			<b>9</b>	3	2	3			<b>3</b>
Greatest deficit overcome	3	-	-			<b>3</b>	-	-	-			<b>-</b>
Handedness/Grip	Right/Shakehand - Right/Shakehand						Right/Shakehand - Right/Shakehand					

### Game Progress

1	<b>LUO A / ZHANG M (CAN)</b>	0	*-0	1	*-2	4	*-4	5	*-6	7	*-8	10	*-11	<b>12</b>
	LOVERIDGE A / MORGAN D (GGY)	*-0	2	*-3	4	*-4	6	*-7	8	*-9	10	*-10	10	<b>10</b>
2	<b>LUO A / ZHANG M (CAN)</b>	*-0	2	*-4	6	*-8	9	*-10	<b>11</b>					
	LOVERIDGE A / MORGAN D (GGY)	0	*-0	0	*-0	0	*-1	2	<b>3</b>					
3	<b>LUO A / ZHANG M (CAN)</b>	0	*-2	4	*-5	6	*-8	8	*-10	10	<b>11</b>			
	LOVERIDGE A / MORGAN D (GGY)	*-0	0	*-0	1	*-2	2	*-4	4	*-6	<b>7</b>			

### NOTES

"\*-." denotes first player of pair is server, "-\*" denotes second player of pair is server. The "Greatest deficit overcome" only applies when the pair ends up winning the game.

### LEGEND

**WD** Women's Doubles



## Match Results

**GIVAN Ashley (NIR) 3-0 ABEL Roanna (VAN)**  
**MOGEY Amanda ABEL Rosanna**

Game Summary		Match	Game 1	Game 2	Game 3	Game 4	Game 5
<b>GIVAN Ashley / MOGEY A</b>	<b>NIR</b>	<b>3</b>	11	11	11		
ABEL Roanna / ABEL R	VAN	0	3	4	5		
Duration:		12min	3 min	3 min	4 min		

Match No : WD42 Table : 8

Umpires : SUTCLIFFE Russell (ENG) MUDIBO Andrew (KEN)

Player Statistics	GIVAN A / MOGEY A (NIR)					Match	ABEL R / ABEL R (VAN)					Match
	Game						Game					
	1	2	3	4	5		1	2	3	4	5	
Points won	11	11	11			33	3	4	5			12
Biggest lead	8	7	6			8	-	1	1			1
Points won on own serve	4	6	5			15	1	2	2			5
Points lost on own serve	2	2	3			7	7	5	6			18
Most consecutive points won	5	5	4			5	1	2	2			2
Greatest deficit overcome	-	1	1			1	-	-	-			-
Handedness/Grip	Right/Shakehand - Right/Shakehand						/Shakehand - /Shakehand					

### Game Progress

1	<b>GIVAN A / MOGEY A (NIR)</b>	0	*2	4	*5	6	*8	9	11
	ABEL R / ABEL R (VAN)	*0	0	*0	1	*2	2	*3	3
2	<b>GIVAN A / MOGEY A (NIR)</b>	*0	1	*3	4	*6	8	*8	10
	ABEL R / ABEL R (VAN)	0	*1	1	*2	2	*2	4	*4
3	<b>GIVAN A / MOGEY A (NIR)</b>	0	*1	2	*3	4	*6	7	*9
	ABEL R / ABEL R (VAN)	*0	1	*2	3	*4	4	*5	5

### NOTES

"\*-." denotes first player of pair is server, "-\*" denotes second player of pair is server. The "Greatest deficit overcome" only applies when the pair ends up winning the game.

### LEGEND

**WD** Women's Doubles





## Match Results

**LEE WEI Beh (MAS) 3-0 AKPAN Cecilia (NGR)**  
**SOCK KHIM Ng OSHONAIKE Olufunke**

Game Summary		Match	Game 1	Game 2	Game 3	Game 4	Game 5
LEE WEI Beh / NG S K	MAS	3	11	11	11		
AKPAN Cecilia / OSHONAIKE O	NGR	0	8	8	4		
Duration:		15min	4 min	4 min	4 min		

Match No : WD43 Table : 6

Umpires : EDWARDS David (ENG) HO Roger (SIN)

Player Statistics	BEH L W / NG S K (MAS)					Match	AKPAN C / OSHONAIKE O (NGR)					Match
	Game						Game					
	1	2	3	4	5		1	2	3	4	5	
Points won	11	11	11			33	8	8	4			20
Biggest lead	3	3	7			7	4	1	-			4
Points won on own serve	8	7	6			21	7	5	3			15
Points lost on own serve	1	3	1			5	3	4	5			12
Most consecutive points won	7	4	5			7	3	3	2			3
Greatest deficit overcome	4	1	-			4	-	-	-			-
Handedness/Grip	Right/Shakehand - Right/Shakehand						/Shakehand - /Shakehand					

### Game Progress

1	BEH L W / NG S K (MAS)	0	*-0	2	*-2	3	*-3	5	*-7	9	*-10	11
	AKPAN C / OSHONAIKE O (NGR)	*-0	2	*-2	4	*-5	7	*-7	7	*-7	8	8
2	BEH L W / NG S K (MAS)	*-0	1	*-2	4	*-4	5	*-6	7	*-8	10	11
	AKPAN C / OSHONAIKE O (NGR)	0	*-1	2	*-2	4	*-5	6	*-7	8	*-8	8
3	BEH L W / NG S K (MAS)	0	*-1	3	*-5	6	*-6	8	*-10	11		
	AKPAN C / OSHONAIKE O (NGR)	*-0	1	*-1	1	*-2	4	*-4	4	4		

### NOTES

"\*-." denotes first player of pair is server, "-\*" denotes second player of pair is server. The "Greatest deficit overcome" only applies when the pair ends up winning the game.

### LEGEND

WD Women's Doubles



## Match Results

**DAS Ankita (IND) 3-0 EDWARDS Aleena (TTO)**  
**GHATAK Poulomi SPICER Catherine**

Game Summary		Match	Game 1	Game 2	Game 3	Game 4	Game 5
DAS Ankita / GHATAK P	IND	3	11	11	11		
EDWARDS Aleena / SPICER C	TTO	0	7	3	4		
Duration:		14min	4 min	3 min	4 min		

Match No : WD44 Table : 10

Umpires : WILLIAMS Jackie (WAL) le PAGE Tim (GGY)

Player Statistics	DAS A / GHATAK P (IND)					Match	EDWARDS A / SPICER C (TTO)					Match
	Game						Game					
	1	2	3	4	5		1	2	3	4	5	
Points won	11	11	11			33	7	3	4			14
Biggest lead	7	8	8			8	1	-	-			1
Points won on own serve	6	7	6			19	5	2	3			10
Points lost on own serve	2	1	1			4	5	4	5			14
Most consecutive points won	5	4	6			6	4	1	2			4
Greatest deficit overcome	1	-	-			1	-	-	-			-
Handedness/Grip	Right/Shakehand - Right/Shakehand						Right/Shakehand - Right/Shakehand					

### Game Progress

1	DAS A / GHATAK P (IND)	0	*-1	3	*-4	6	*-8	9	*-9	10	11
	EDWARDS A / SPICER C (TTO)	*-0	1	*-1	2	*-2	2	*-3	5	*-6	7
2	DAS A / GHATAK P (IND)	*-0	2	*-3	4	*-6	8	*-9	11		
	EDWARDS A / SPICER C (TTO)	0	*-0	1	*-2	2	*-2	3	3		
3	DAS A / GHATAK P (IND)	0	*-2	3	*-4	6	*-8	10	*-10	11	
	EDWARDS A / SPICER C (TTO)	*-0	0	*-1	2	*-2	2	*-2	4	4	

### NOTES

"\*-." denotes first player of pair is server, "-\*" denotes second player of pair is server. The "Greatest deficit overcome" only applies when the pair ends up winning the game.

### LEGEND

WD Women's Doubles



## Match Results

**LAY Jian Fang (AUS) 3-0 MOHAMED Mueena (MDV)**  
**MIAO Miao JUMANA NIMAL Fathimath**

Game Summary		Match	Game 1	Game 2	Game 3	Game 4	Game 5
LAY Jian Fang / MIAO M	AUS	3	11	11	11		
MOHAMED M / JUMANA NIMAL F	MDV	0	6	3	4		
Duration:		13min	4 min	4 min	4 min		

Match No : WD45 Table : 7

Umpires : TITUS Denver (RSA) HOPKINS Alan (AUS)

Player Statistics	LAY JF / MIAO M (AUS)					Match	MOHAMED M / JUMANA NIMAL F (MDV)					Match
	Game						Game					
	1	2	3	4	5		1	2	3	4	5	
Points won	11	11	11			33	6	3	4			13
Biggest lead	5	8	8			8	-	-	1			1
Points won on own serve	6	7	6			19	4	2	3			9
Points lost on own serve	2	1	1			4	5	4	5			14
Most consecutive points won	4	7	9			9	3	2	2			3
Greatest deficit overcome	-	-	1			1	-	-	-			-
Handedness/Grip	Right/Penholder - Right/Shakehand						Right/Shakehand - /Shakehand					

### Game Progress

1	LAY JF / MIAO M (AUS)	0	*-2	4	*-5	6	*-6	7	*-8	10	11
	MOHAMED M / JUMANA NIMAL F (MDV)	*-0	0	*-0	1	*-2	4	*-5	6	*-6	6
2	LAY JF / MIAO M (AUS)	*-0	2	*-3	4	*-5	7	*-9	11		
	MOHAMED M / JUMANA NIMAL F (MDV)	0	*-0	1	*-2	3	*-3	3	3		
3	LAY JF / MIAO M (AUS)	0	*-1	3	*-5	7	*-9	10	*-10	11	
	MOHAMED M / JUMANA NIMAL F (MDV)	*-0	1	*-1	1	*-1	1	*-2	4	4	

### NOTES

"\*-." denotes first player of pair is server, "-\*" denotes second player of pair is server. The "Greatest deficit overcome" only applies when the pair ends up winning the game.

### LEGEND

WD Women's Doubles



---

## Match Results

**HO Tin-Tin (ENG) W/O**      BLAKE Jody-Ann (GUY)  
**le FEVRE Karina**              CUMMINGS Natalie

Game Summary		Match
HO TT / le FEVRE K	ENG	W/O
BLAKE JA / CUMMINGS N	GUY	

Match No : WD46    Table : 9

Umpires : CHAN Gregory (CAN) BROWN C (SCO)

**LEGEND**

**W/O**    Walkover



### Match Results

**PHILLIPS Angharad (WAL) 3-0 HUNG Jenny (NZL)**  
**THOMAS Chloe YANG Annie**

Game Summary		Match	Game 1	Game 2	Game 3	Game 4	Game 5
PHILLIPS Angharad / THOMAS C	WAL	3	11	11	11		
HUNG Jenny / YANG A	NZL	0	7	2	9		
Duration:		15min	4 min	3 min	5 min		

Match No : WD47 Table : 1

Umpires : NEELAKANTA IYER Ganeshan (IND) GOUGH David (ENG)

Player Statistics	PHILLIPS A / THOMAS C (WAL)					Match	HUNG J / YANG A (NZL)					Match
	Game						Game					
	1	2	3	4	5		1	2	3	4	5	
Points won	11	11	11			33	7	2	9			18
Biggest lead	4	9	2			9	1	1	1			1
Points won on own serve	6	6	6			18	5	1	5			11
Points lost on own serve	2	1	4			7	5	5	5			15
Most consecutive points won	5	10	2			10	2	1	2			2
Greatest deficit overcome	1	1	1			1	-	-	-			-
Handedness/Grip	Left/Shakehand - Right/Shakehand						Right/Shakehand - Left/Penholder					

#### Game Progress

1	PHILLIPS A / THOMAS C (WAL)	0	*-1	2	*-4	6	*-6	7	*-8	10	11	
	HUNG J / YANG A (NZL)	*-0	1	*-2	2	*-2	4	*-5	6	*-6	7	
2	PHILLIPS A / THOMAS C (WAL)	*-0	1	*-2	4	*-6	8	*-10	11			
	HUNG J / YANG A (NZL)	0	*-1	2	*-2	2	*-2	2	2			
3	PHILLIPS A / THOMAS C (WAL)	0	*-1	2	*-3	4	*-5	6	*-7	8	*-9	11
	HUNG J / YANG A (NZL)	*-0	1	*-2	3	*-4	5	*-6	7	*-8	9	9

#### NOTES

"\*-." denotes first player of pair is server, "-\*" denotes second player of pair is server. The "Greatest deficit overcome" only applies when the pair ends up winning the game.

#### LEGEND

WD Women's Doubles



## Match Results

**LIN Ye (SIN) 3-0** ADOM AMANKWAA Maren (GHA)  
**ZHOU Yihan** BORQUAYE Bernice

Game Summary		Match	Game 1	Game 2	Game 3	Game 4	Game 5
<b>LIN Ye / ZHOU Y</b>	<b>SIN</b>	<b>3</b>	11	11	11		
ADOM AMANKWAA M / BORQUAYE B	GHA	<b>0</b>	2	3	1		
Duration:		<b>9min</b>	3 min	3 min	3 min		

Match No : WD48 Table : 10

Umpires : MUDIBO Andrew (KEN) HIGGINS Peter (WAL)

Player Statistics	LIN Y / ZHOU Y (SIN)					Match	ADOM AMANKWAA M / BORQUAYE B (GHA)					Match	
	Game						Match	Game					
	1	2	3	4	5			1	2	3	4		5
Points won	11	11	11			<b>33</b>	2	3	1			<b>6</b>	
Biggest lead	9	9	10			<b>10</b>	-	-	-			-	
Points won on own serve	5	7	6			<b>18</b>	1	2	1			<b>4</b>	
Points lost on own serve	1	1	0			<b>2</b>	6	4	5			<b>15</b>	
Most consecutive points won	5	7	8			<b>8</b>	1	2	1			<b>2</b>	
Greatest deficit overcome	-	-	-			-	-	-	-			-	
Handedness/Grip	Right/Shakehand - Right/Shakehand						/ - Right/Shakehand						

### Game Progress

1	<b>LIN Y / ZHOU Y (SIN)</b>	0	*-2	4	*-5	6	*-8	10	<b>11</b>
	ADOM AMANKWAA M / BORQUAYE B (GHA)	*-0	0	*-0	1	*-2	2	*-2	<b>2</b>
2	<b>LIN Y / ZHOU Y (SIN)</b>	*-0	2	*-4	6	*-7	9	*-10	<b>11</b>
	ADOM AMANKWAA M / BORQUAYE B (GHA)	0	*-0	0	*-0	1	*-1	2	<b>3</b>
3	<b>LIN Y / ZHOU Y (SIN)</b>	0	*-2	4	*-6	8	*-9	<b>11</b>	
	ADOM AMANKWAA M / BORQUAYE B (GHA)	*-0	0	*-0	0	*-0	1	<b>1</b>	

### NOTES

"\*-." denotes first player of pair is server, "-\*" denotes second player of pair is server. The "Greatest deficit overcome" only applies when the pair ends up winning the game.

### LEGEND

**WD** Women's Doubles



## Match Results

**FENG Tianwei (SIN) 3-0 CAREY Charlotte (WAL)**  
**YU Mengyu OWEN Naomi**

Game Summary		Match	Game 1	Game 2	Game 3	Game 4	Game 5
<b>FENG Tianwei / YU M</b>	<b>SIN</b>	<b>3</b>	11	11	11		
CAREY Charlotte / OWEN N	WAL	0	9	4	7		
Duration:		<b>14min</b>	5 min	4 min	4 min		

Match No : WD49 Table : 10

Umpires : JUTLE Harry (ENG) TITUS Denver (RSA)

Player Statistics	FENG T / YU M (SIN)					Match	CAREY C / OWEN N (WAL)					Match
	Game						Game					
	1	2	3	4	5		1	2	3	4	5	
Points won	11	11	11			<b>33</b>	9	4	7			<b>20</b>
Biggest lead	2	7	4			<b>7</b>	3	1	1			<b>3</b>
Points won on own serve	5	6	4			<b>15</b>	4	2	3			<b>9</b>
Points lost on own serve	5	2	4			<b>11</b>	6	5	7			<b>18</b>
Most consecutive points won	5	5	3			<b>5</b>	3	1	2			<b>3</b>
Greatest deficit overcome	3	1	1			<b>3</b>	-	-	-			<b>-</b>
Handedness/Grip	Right/Shakehand - Right/Shakehand						Left/Shakehand - Right/Shakehand					

### Game Progress

1	<b>FENG T / YU M (SIN)</b>	0	*0	2	*-3	3	*-5	5	*-6	8	*-10	<b>11</b>
	CAREY C / OWEN N (WAL)	*0	2	*-2	3	*-5	5	*-7	8	*-8	8	<b>9</b>
2	<b>FENG T / YU M (SIN)</b>	*0	1	*-3	5	*-6	8	*-9	10	<b>11</b>		
	CAREY C / OWEN N (WAL)	0	*-1	1	*-1	2	*-2	3	*-4	<b>4</b>		
3	<b>FENG T / YU M (SIN)</b>	0	*-1	2	*-4	5	*-6	7	*-8	9	<b>11</b>	
	CAREY C / OWEN N (WAL)	*0	1	*-2	2	*-3	4	*-5	6	*-7	<b>7</b>	

### NOTES

"\*-." denotes first player of pair is server, "-\*" denotes second player of pair is server. The "Greatest deficit overcome" only applies when the pair ends up winning the game.

### LEGEND

**WD** Women's Doubles



## Match Results

**LI Chunli (NZL) 3-0 ROU YOU Lee (MAS)**  
**LI Karen YING Ho**

Game Summary		Match	Game 1	Game 2	Game 3	Game 4	Game 5
LI Chunli / LI K	NZL	3	11	11	11		
ROU YOU Lee / HO YING	MAS	0	9	9	5		
Duration:		20min	6 min	7 min	5 min		

Match No : WD50 Table : 1

Umpires : TAN Corelle (SIN) MUGWANYA Ronald (UGA)

Player Statistics	LI C / LI K (NZL)					Match	LEE R Y / HO YING (MAS)					Match
	Game						Game					
	1	2	3	4	5		1	2	3	4	5	
Points won	11	11	11			33	9	9	5			23
Biggest lead	3	2	6			6	-	4	-			4
Points won on own serve	7	7	7			21	6	6	4			16
Points lost on own serve	3	3	1			7	4	4	4			12
Most consecutive points won	2	5	5			5	2	3	3			3
Greatest deficit overcome	-	4	-			4	-	-	-			-
Handedness/Grip	Right/Penholder - Right/Shakehand						Right/Shakehand - Right/Shakehand					

### Game Progress

1	LI C / LI K (NZL)	-*0	2	*-2	4	-*5	6	*-7	8	-*9	10	11
	LEE R Y / HO YING (MAS)	0	-*0	2	*-2	3	-*4	5	*-6	7	-*8	9
2	LI C / LI K (NZL)	0	-*0	1	*-2	3	-*3	5	*-6	7	-*9	11
	LEE R Y / HO YING (MAS)	-*0	2	*-3	4	-*5	7	*-7	8	-*9	9	9
3	LI C / LI K (NZL)	-*0	2	*-3	4	-*4	6	*-7	9	11		
	LEE R Y / HO YING (MAS)	0	-*0	1	*-2	4	-*4	5	*-5	5		

### NOTES

"\*-" denotes first player of pair is server, "-\*" denotes second player of pair is server. The "Greatest deficit overcome" only applies when the pair ends up winning the game.

### LEGEND

WD Women's Doubles





## Match Results

**KUMARESAN S (IND) 3-2 DEDERKO Zhenhua (AUS)**  
**PATKAR Madhurika S ZHANG Ziyu**

Game Summary		Match	Game 1	Game 2	Game 3	Game 4	Game 5
<b>KUMARESAN S / PATKAR MS</b>	<b>IND</b>	<b>3</b>	10	7	11	11	11
DEDERKO Zhenhua / ZHANG Z	AUS	2	12	11	8	8	9
Duration:		<b>30min</b>	6 min	5 min	5 min	5 min	7 min

Match No : WD51 Table : 3

Umpires : REID Lynda (ENG) SAVVA Andreas (CYP)

Player Statistics	KUMARESAN S / PATKAR MS (IND)						DEDERKO Z / ZHANG Z (AUS)					
	Game					Match	Game					Match
	1	2	3	4	5		1	2	3	4	5	
Points won	10	7	11	11	11	<b>50</b>	12	11	8	8	9	<b>48</b>
Biggest lead	-	-	6	3	2	<b>6</b>	-	7	-	4	4	<b>7</b>
Points won on own serve	0	3	7	7	4	<b>21</b>	0	6	5	6	3	<b>20</b>
Points lost on own serve	0	5	3	2	6	<b>16</b>	0	4	4	4	7	<b>19</b>
Most consecutive points won	0	4	4	6	4	<b>6</b>	0	4	3	4	3	<b>4</b>
Greatest deficit overcome	-	-	-	4	4	<b>4</b>	-	-	-	-	-	<b>-</b>
Handedness/Grip	Right/Shakehand - Right/Shakehand						Right/Shakehand - Right/Shakehand					

### Game Progress

1	KUMARESAN S / PATKAR MS (IND)	-*0	2	*-3	4	*-4	6	*-8	9	-*9	10	*-10	10	<b>10</b>
	DEDERKO Z / ZHANG Z (AUS)	0	-*0	1	*-2	4	-*4	4	*-5	7	-*8	10	*-11	<b>12</b>
2	KUMARESAN S / PATKAR MS (IND)	0	-*0	0	*-1	1	-*2	3	*-4	6	<b>7</b>			
	DEDERKO Z / ZHANG Z (AUS)	-*0	2	*-4	5	-*7	8	*-9	10	-*10	<b>11</b>			
3	KUMARESAN S / PATKAR MS (IND)	-*0	2	*-4	5	-*6	8	*-8	9	-*9	10	<b>11</b>		
	DEDERKO Z / ZHANG Z (AUS)	0	-*0	0	*-1	2	-*2	4	*-5	7	-*8	<b>8</b>		
4	KUMARESAN S / PATKAR MS (IND)	0	*-1	1	*-1	3	*-3	5	-*6	8	*-10	<b>11</b>		
	DEDERKO Z / ZHANG Z (AUS)	*-0	1	-*3	5	*-5	7	-*7	8	*-8	8	<b>8</b>		
5	KUMARESAN S / PATKAR MS (IND)	-*0	0	*-2	2	*-3	3	*-5	7	-*8	10	<b>11</b>		
	DEDERKO Z / ZHANG Z (AUS)	0	-*2	2	*-4	5	-*7	7	*-7	8	-*8	<b>9</b>		

### NOTES

"\*-." denotes first player of pair is server, "-\*" denotes second player of pair is server. The "Greatest deficit overcome" only applies when the pair ends up winning the game.

### LEGEND

**WD** Women's Doubles



## Match Results

**DRINKHALL Joanna (ENG) 3-0 MADURANGI Ishara (SRI)**  
**SIBLEY Kelly WARUSAWITHANA Erandi**

Game Summary		Match	Game 1	Game 2	Game 3	Game 4	Game 5
<b>DRINKHALL Joanna / SIBLEY K</b>	<b>ENG</b>	<b>3</b>	11	11	11		
MADURANGI I / WARUSAWITHANA E	SRI	0	7	3	2		
Duration:		<b>13min</b>	5 min	4 min	3 min		

Match No : WD52 Table : 8

Umpires : MADHOSINGH Chandra (CAN) CLAXTON Roy (SCO)

Player Statistics	DRINKHALL J / SIBLEY K (ENG)					Match	MADURANGI I / WARUSAWITHANA E (SRI)					Match
	Game						Game					
	1	2	3	4	5		1	2	3	4	5	
Points won	11	11	11			<b>33</b>	7	3	2			<b>12</b>
Biggest lead	4	8	9			<b>9</b>	1	-	1			<b>1</b>
Points won on own serve	4	7	6			<b>17</b>	3	2	2			<b>7</b>
Points lost on own serve	4	1	0			<b>5</b>	7	4	5			<b>16</b>
Most consecutive points won	3	7	8			<b>8</b>	2	2	1			<b>2</b>
Greatest deficit overcome	1	-	1			<b>1</b>	-	-	-			<b>-</b>
Handedness/Grip	Right/Shakehand - Right/Shakehand						Right/Shakehand - Right/Shakehand					

### Game Progress

1	<b>DRINKHALL J / SIBLEY K (ENG)</b>	0	*-1	2	*-3	4	*-5	6	*-8	9	<b>11</b>
	MADURANGI I / WARUSAWITHANA E (SRI)	*-0	1	*-2	3	*-4	5	*-6	6	*-7	<b>7</b>
2	<b>DRINKHALL J / SIBLEY K (ENG)</b>	*-0	2	*-4	6	*-7	8	*-9	<b>11</b>		
	MADURANGI I / WARUSAWITHANA E (SRI)	0	*-0	0	*-0	1	*-2	3	<b>3</b>		
3	<b>DRINKHALL J / SIBLEY K (ENG)</b>	0	*-1	3	*-4	6	*-8	10	<b>11</b>		
	MADURANGI I / WARUSAWITHANA E (SRI)	*-0	1	*-1	2	*-2	2	*-2	<b>2</b>		

### NOTES

"\*-." denotes first player of pair is server, "-\*." denotes second player of pair is server. The "Greatest deficit overcome" only applies when the pair ends up winning the game.

### LEGEND

**WD** Women's Doubles



## Match Results

**LUO Anqi (CAN) 3-0 GIVAN Ashley (NIR)**  
**ZHANG Mo MOGEY Amanda**

Game Summary		Match	Game 1	Game 2	Game 3	Game 4	Game 5
<b>LUO Anqi / ZHANG M</b>	<b>CAN</b>	<b>3</b>	11	11	11		
GIVAN Ashley / MOGEY A	NIR	0	7	6	3		
Duration:		<b>16min</b>	5 min	5 min	4 min		

Match No : WD53 Table : 5

Umpires : BROWN David (ENG) SRINIVASAN Sridhar (IND)

Player Statistics	LUO A / ZHANG M (CAN)					Match	GIVAN A / MOGEY A (NIR)					Match
	Game						Game					
	1	2	3	4	5		1	2	3	4	5	
Points won	11	11	11			<b>33</b>	7	6	3			<b>16</b>
Biggest lead	4	5	8			<b>8</b>	2	2	-			<b>2</b>
Points won on own serve	6	6	5			<b>17</b>	5	3	2			<b>10</b>
Points lost on own serve	2	3	1			<b>6</b>	5	5	6			<b>16</b>
Most consecutive points won	4	5	4			<b>5</b>	2	2	1			<b>2</b>
Greatest deficit overcome	2	2	-			<b>2</b>	-	-	-			<b>-</b>
Handedness/Grip	Right/Shakehand - Right/Shakehand						Right/Shakehand - Right/Shakehand					

### Game Progress

1	<b>LUO A / ZHANG M (CAN)</b>	0	*0	2	*-2	4	*-6	7	*-8	9	<b>11</b>
	GIVAN A / MOGEY A (NIR)	*0	2	*-2	4	*-4	4	*-5	6	*-7	<b>7</b>
2	<b>LUO A / ZHANG M (CAN)</b>	*0	1	*-1	3	*-5	6	*-8	9	*-10	<b>11</b>
	GIVAN A / MOGEY A (NIR)	0	*-1	3	*-3	3	*-4	4	*-5	6	<b>6</b>
3	<b>LUO A / ZHANG M (CAN)</b>	0	*-2	4	*-5	6	*-7	9	<b>11</b>		
	GIVAN A / MOGEY A (NIR)	*-0	0	*-0	1	*-2	3	*-3	<b>3</b>		

### NOTES

"\*-." denotes first player of pair is server, "-\*" denotes second player of pair is server. The "Greatest deficit overcome" only applies when the pair ends up winning the game.

### LEGEND

**WD** Women's Doubles



## Match Results

**LEE WEI Beh (MAS) 3-2 DAS Ankita (IND)**  
**SOCK KHIM Ng GHATAK Poulomi**

Game Summary		Match	Game 1	Game 2	Game 3	Game 4	Game 5
LEE WEI Beh / NG S K	MAS	3	11	8	11	8	11
DAS Ankita / GHATAK P	IND	2	7	11	7	11	4
Duration:		31min	4 min	6 min	5 min	6 min	5 min

Match No : WD54 Table : 4

Umpires : FRASER Margot (ENG) PETERS John (NGR)

Player Statistics	BEH L W / NG S K (MAS)						DAS A / GHATAK P (IND)					
	Game					Match	Game					Match
	1	2	3	4	5		1	2	3	4	5	
Points won	11	8	11	8	11	49	7	11	7	11	4	40
Biggest lead	7	-	4	1	7	7	-	4	3	4	-	4
Points won on own serve	5	3	6	2	7	23	2	5	3	4	3	17
Points lost on own serve	5	6	4	7	1	23	6	5	5	6	4	26
Most consecutive points won	5	4	5	3	4	5	4	3	3	3	1	4
Greatest deficit overcome	-	-	3	-	-	3	-	-	-	1	-	1
Handedness/Grip	Right/Shakehand - Right/Shakehand						Right/Shakehand - Right/Shakehand					

### Game Progress

1	BEH L W / NG S K (MAS)	*-0	2	*-4	5	*-7	8	*-9	9	*-10	11	
	DAS A / GHATAK P (IND)	0	*-0	0	*-1	1	*-2	3	*-5	6	7	
2	BEH L W / NG S K (MAS)	0	*-1	1	*-2	2	*-3	4	*-6	8	*-8	8
	DAS A / GHATAK P (IND)	*-0	1	*-3	4	*-6	7	*-8	8	*-8	10	11
3	BEH L W / NG S K (MAS)	*-0	0	*-1	3	*-4	4	*-6	8	*-9	11	
	DAS A / GHATAK P (IND)	0	*-2	3	*-3	4	*-6	6	*-6	7	7	
4	BEH L W / NG S K (MAS)	0	*-1	2	*-3	3	*-4	4	*-6	7	*-8	8
	DAS A / GHATAK P (IND)	*-0	1	*-2	3	*-5	6	*-8	8	*-9	10	11
5	BEH L W / NG S K (MAS)	*-0	2	*-3	5	*-6	8	*-9	10	11		
	DAS A / GHATAK P (IND)	0	*-0	1	*-1	2	*-2	3	*-4	4		

### NOTES

"\*-." denotes first player of pair is server, "-\*" denotes second player of pair is server. The "Greatest deficit overcome" only applies when the pair ends up winning the game.

### LEGEND

WD Women's Doubles



## Match Results

**LAY Jian Fang (AUS) 3-0 HO Tin-Tin (ENG)**  
**MIAO Miao le FEVRE Karina**

Game Summary		Match	Game 1	Game 2	Game 3	Game 4	Game 5
LAY Jian Fang / MIAO M	AUS	3	11	11	11		
HO Tin-Tin / le FEVRE K	ENG	0	5	4	1		
Duration:		15min	4 min	4 min	4 min		

Match No : WD55 Table : 2

Umpires : CHAY Winnie (SIN) DZIOBA Greg (CAN)

Player Statistics	LAY JF / MIAO M (AUS)					Match	HO TT / le FEVRE K (ENG)					Match
	Game						Game					
	1	2	3	4	5		1	2	3	4	5	
Points won	11	11	11			33	5	4	1			10
Biggest lead	6	7	10			10	2	-	-			2
Points won on own serve	8	5	6			19	5	1	1			7
Points lost on own serve	0	3	0			3	3	6	5			14
Most consecutive points won	7	5	10			10	2	2	1			2
Greatest deficit overcome	2	-	-			2	-	-	-			-
Handedness/Grip	Right/Penholder - Right/Shakehand						Right/Shakehand - Right/Shakehand					

### Game Progress

1	LAY JF / MIAO M (AUS)	0	*-0	2	*-4	6	*-7	9	*-9	11
	HO TT / le FEVRE K (ENG)	*-0	2	*-2	2	*-2	3	*-3	5	5
2	LAY JF / MIAO M (AUS)	*-0	1	*-3	5	*-6	7	*-9	10	11
	HO TT / le FEVRE K (ENG)	0	*-1	1	*-1	2	*-3	3	*-4	4
3	LAY JF / MIAO M (AUS)	0	*-1	3	*-5	7	*-9	11		
	HO TT / le FEVRE K (ENG)	*-0	1	*-1	1	*-1	1	1		1

### NOTES

"\*-." denotes first player of pair is server, "-\*" denotes second player of pair is server. The "Greatest deficit overcome" only applies when the pair ends up winning the game.

### LEGEND

WD Women's Doubles



## Match Results

**LIN Ye (SIN) 3-0 PHILLIPS Angharad (WAL)**  
**ZHOU Yihan THOMAS Chloe**

Game Summary		Match	Game 1	Game 2	Game 3	Game 4	Game 5
LIN Ye / ZHOU Y	SIN	3	12	11	11		
PHILLIPS Angharad / THOMAS C	WAL	0	10	5	8		
Duration:		17min	5 min	4 min	5 min		

Match No : WD56 Table : 9

Umpires : ARINYE Cecilia (NGR) EDWARDS David (ENG)

Player Statistics	LIN Y / ZHOU Y (SIN)					Match	PHILLIPS A / THOMAS C (WAL)					Match
	Game						Game					
	1	2	3	4	5		1	2	3	4	5	
Points won	12	11	11			34	10	5	8			23
Biggest lead	4	6	4			6	1	1	2			2
Points won on own serve	6	4	5			15	5	1	4			10
Points lost on own serve	5	4	4			13	6	7	6			19
Most consecutive points won	5	4	6			6	4	2	4			4
Greatest deficit overcome	1	1	2			2	-	-	-			-
Handedness/Grip	Right/Shakehand - Right/Shakehand						Left/Shakehand - Right/Shakehand					

### Game Progress

1	LIN Y / ZHOU Y (SIN)	0	*-1	3	*-5	5	*-5	6	*-7	8	*-9	10	*-11	12
	PHILLIPS A / THOMAS C (WAL)	*-0	1	*-1	1	*-3	5	*-6	7	*-8	9	*-10	10	10
2	LIN Y / ZHOU Y (SIN)	*-0	1	*-3	4	*-5	6	*-8	9	11				
	PHILLIPS A / THOMAS C (WAL)	0	*-1	1	*-2	3	*-4	4	*-5	5				
3	LIN Y / ZHOU Y (SIN)	0	*-2	2	*-4	4	*-4	6	*-8	10	*-10	11		
	PHILLIPS A / THOMAS C (WAL)	*-0	0	*-2	2	*-4	6	*-6	6	*-6	8	8		

### NOTES

"\*-." denotes first player of pair is server, "-\*" denotes second player of pair is server. The "Greatest deficit overcome" only applies when the pair ends up winning the game.

### LEGEND

WD Women's Doubles



## Match Results

**FENG Tianwei (SIN) 3-1 LI Chunli (NZL)**  
**YU Mengyu LI Karen**

Game Summary		Match	Game 1	Game 2	Game 3	Game 4	Game 5
<b>FENG Tianwei / YU M</b>	<b>SIN</b>	<b>3</b>	11	11	9	11	
LI Chunli / LI K	NZL	1	5	3	11	3	
Duration:		<b>26min</b>	9 min	4 min	6 min	4 min	

Match No : WD57 Table : 2

Umpires : FRASER Margot (ENG) MADHOSINGH Chandra (CAN)

Player Statistics	FENG T / YU M (SIN)					Match	LI C / LI K (NZL)					Match
	Game						Game					
	1	2	3	4	5		1	2	3	4	5	
Points won	11	11	9	11		<b>42</b>	5	3	11	3		<b>22</b>
Biggest lead	6	8	4	8		<b>8</b>	-	-	2	-		<b>2</b>
Points won on own serve	7	8	5	6		<b>26</b>	4	3	5	1		<b>13</b>
Points lost on own serve	1	0	5	2		<b>8</b>	4	3	4	5		<b>16</b>
Most consecutive points won	5	6	3	8		<b>8</b>	3	2	4	3		<b>4</b>
Greatest deficit overcome	-	-	-	-		-	-	-	4	-		<b>4</b>
Handedness/Grip	Right/Shakehand - Right/Shakehand						Right/Penholder - Right/Shakehand					

### Game Progress

1	<b>FENG T / YU M (SIN)</b>	0	*-1	3	*-5	6	*-6	8	*-9	<b>11</b>		
	LI C / LI K (NZL)	*-0	1	*-1	1	*-2	4	*-4	5	<b>5</b>		
2	<b>FENG T / YU M (SIN)</b>	*-0	2	*-4	6	*-6	8	*-9	<b>11</b>			
	LI C / LI K (NZL)	0	*-0	0	*-0	2	*-2	3	<b>3</b>			
3	<b>FENG T / YU M (SIN)</b>	0	*-1	3	*-4	6	*-6	6	*-8	9	*-9	<b>9</b>
	LI C / LI K (NZL)	0	1	*-1	2	*-2	4	*-6	6	*-7	9	<b>11</b>
4	<b>FENG T / YU M (SIN)</b>	*-0	2	*-4	6	*-8	8	*-9	<b>11</b>			
	LI C / LI K (NZL)	0	*-0	0	*-0	0	*-2	3	<b>3</b>			

### NOTES

"\*-." denotes first player of pair is server, "-\*" denotes second player of pair is server. The "Greatest deficit overcome" only applies when the pair ends up winning the game.

### LEGEND

**WD** Women's Doubles



## Match Results

**DRINKHALL Joanna (ENG) 3-1 KUMARESAN S (IND)**  
**SIBLEY Kelly PATKAR Madhurika Suhas**

Game Summary		Match	Game 1	Game 2	Game 3	Game 4	Game 5
DRINKHALL Joanna / SIBLEY K	ENG	3	12	12	8	11	
KUMARESAN S / PATKAR MS	IND	1	10	10	11	2	
Duration:		31min	7 min	8 min	6 min	4 min	

Match No : WD58 Table : 1

Umpires : HOPKINS Alan (AUS) DZIOBA Greg (CAN)

Player Statistics	DRINKHALL J / SIBLEY K (ENG)					Match	KUMARESAN S / PATKAR MS (IND)					Match
	Game						Game					
	1	2	3	4	5		1	2	3	4	5	
Points won	12	12	8	11		43	10	10	11	2		33
Biggest lead	2	2	2	9		9	2	4	3	-		4
Points won on own serve	6	5	4	5		20	5	4	5	1		15
Points lost on own serve	5	6	6	1		18	6	7	4	6		23
Most consecutive points won	4	4	4	8		8	3	3	4	1		4
Greatest deficit overcome	2	4	-	-		4	-	-	2	-		2
Handedness/Grip	Right/Shakehand - Right/Shakehand						Right/Shakehand - Right/Shakehand					

### Game Progress

1	DRINKHALL J / SIBLEY K (ENG)	*-0	1	*-2	3	*-4	5	*-6	6	*-8	10	*-10	11	12
	KUMARESAN S / PATKAR MS (IND)	0	*-1	2	*-3	4	*-5	6	*-8	8	*-8	10	*-10	10
2	DRINKHALL J / SIBLEY K (ENG)	0	*-1	1	*-2	3	*-4	4	*-6	8	*-9	10	*-11	12
	KUMARESAN S / PATKAR MS (IND)	*-0	1	*-3	4	*-5	6	*-8	8	*-8	9	*-10	10	10
3	DRINKHALL J / SIBLEY K (ENG)	*-0	2	*-2	2	*-3	5	*-7	7	*-8	8	8	8	
	KUMARESAN S / PATKAR MS (IND)	0	*-0	2	*-4	5	*-5	5	*-7	8	*-10	11	11	
4	DRINKHALL J / SIBLEY K (ENG)	0	*-2	3	*-4	6	*-8	10	11					
	KUMARESAN S / PATKAR MS (IND)	*-0	0	*-1	2	*-2	2	*-2	2					

### NOTES

"\*-." denotes first player of pair is server, "-\*" denotes second player of pair is server. The "Greatest deficit overcome" only applies when the pair ends up winning the game.

### LEGEND

WD Women's Doubles





## Match Results

**LUO Anqi (CAN) 3-2 LEE WEI Beh (MAS)**  
**ZHANG Mo SOCK KHIM Ng**

Game Summary		Match	Game 1	Game 2	Game 3	Game 4	Game 5
<b>LUO Anqi / ZHANG M</b>	<b>CAN</b>	<b>3</b>	11	11	8	11	11
<b>LEE WEI Beh / NG S K</b>	<b>MAS</b>	<b>2</b>	8	5	11	13	6
Duration:		<b>37min</b>	6 min	5 min	7 min	9 min	7 min

Match No : WD59 Table : 5

Umpires : JACKSON Brian (ENG) FOOTE Ben (GGY)

Player Statistics	LUO A / ZHANG M (CAN)						BEH L W / NG S K (MAS)					
	Game					Match	Game					Match
	1	2	3	4	5		1	2	3	4	5	
Points won	11	11	8	11	11	<b>52</b>	8	5	11	13	6	<b>43</b>
Biggest lead	3	6	-	2	5	<b>6</b>	4	-	5	2	-	<b>5</b>
Points won on own serve	5	6	5	4	7	<b>27</b>	3	3	6	4	4	<b>20</b>
Points lost on own serve	4	2	5	8	2	<b>21</b>	6	5	3	7	4	<b>25</b>
Most consecutive points won	5	4	4	3	4	<b>5</b>	3	2	5	3	2	<b>5</b>
Greatest deficit overcome	4	-	-	-	-	<b>4</b>	-	-	-	2	-	<b>2</b>
Handedness/Grip	Right/Shakehand - Right/Shakehand						Right/Shakehand - Right/Shakehand					

### Game Progress

1	<b>LUO A / ZHANG M (CAN)</b>	0	0	*-1	1	*-3	5	*-5	7	*-9	10	<b>11</b>				
	BEH L W / NG S K (MAS)	0	*-2	3	*-5	5	*-5	7	*-7	7	*-8	<b>8</b>				
2	<b>LUO A / ZHANG M (CAN)</b>	0	*-2	3	*-4	5	*-6	8	*-9	<b>11</b>						
	BEH L W / NG S K (MAS)	*-0	0	*-1	2	*-3	4	*-4	5	<b>5</b>						
3	<b>LUO A / ZHANG M (CAN)</b>	*-0	0	*-0	1	*-2	4	*-5	7	*-8	8	<b>8</b>				
	BEH L W / NG S K (MAS)	0	*-2	4	*-5	6	*-6	7	*-7	8	*-10	<b>11</b>				
4	<b>LUO A / ZHANG M (CAN)</b>	0	*-1	2	*-4	4	*-6	6	*-7	7	*-8	10	*-10	11	*-11	<b>11</b>
	BEH L W / NG S K (MAS)	0	1	*-2	2	*-4	4	*-6	7	*-9	10	*-10	11	*-11	12	<b>13</b>
5	<b>LUO A / ZHANG M (CAN)</b>	*-0	2	*-2	3	*-4	6	*-7	8	*-10	<b>11</b>					
	BEH L W / NG S K (MAS)	0	*-0	2	*-3	4	*-4	5	*-6	6	<b>6</b>					

### NOTES

"\*-." denotes first player of pair is server, "-\*" denotes second player of pair is server. The "Greatest deficit overcome" only applies when the pair ends up winning the game.

### LEGEND

**WD** Women's Doubles



## Match Results

**LAY Jian Fang (AUS) 3-2 LIN Ye (SIN)**  
**MIAO Miao ZHOU Yihan**

Game Summary		Match	Game 1	Game 2	Game 3	Game 4	Game 5
<b>LAY Jian Fang / MIAO M</b>	<b>AUS</b>	<b>3</b>	7	7	11	11	11
<b>LIN Ye / ZHOU Y</b>	<b>SIN</b>	<b>2</b>	11	11	7	3	9
Duration:		<b>33min</b>	5 min	5 min	6 min	4 min	9 min

Match No : WD60 Table : 9

Umpires : COCHRANE Dave (ENG) JUTLE Harry (ENG)

Player Statistics	LAY JF / MIAO M (AUS)						LIN Y / ZHOU Y (SIN)					
	Game					Match	Game					Match
	1	2	3	4	5		1	2	3	4	5	
Points won	7	7	11	11	11	<b>47</b>	11	11	7	3	9	<b>41</b>
Biggest lead	2	1	4	8	2	<b>8</b>	5	4	1	-	2	<b>5</b>
Points won on own serve	5	3	7	4	6	<b>25</b>	6	6	4	1	5	<b>22</b>
Points lost on own serve	5	5	3	2	4	<b>19</b>	2	4	4	6	5	<b>21</b>
Most consecutive points won	2	2	3	4	4	<b>4</b>	4	5	2	1	2	<b>5</b>
Greatest deficit overcome	-	-	1	-	2	<b>2</b>	2	1	-	-	-	<b>2</b>
Handedness/Grip	Right/Penholder - Right/Shakehand						Right/Shakehand - Right/Shakehand					

### Game Progress

1	LAY JF / MIAO M (AUS)	*-0	2	*-2	3	*-3	4	*-5	5	*-6	7	
	LIN Y / ZHOU Y (SIN)	0	-*0	2	*-3	5	-*6	7	*-9	10	11	
2	LAY JF / MIAO M (AUS)	0	*-1	1	*-1	3	*-4	4	*-5	6	7	
	LIN Y / ZHOU Y (SIN)	*-0	1	-*3	5	*-5	6	-*8	9	*-10	11	
3	LAY JF / MIAO M (AUS)	-*0	2	*-2	3	*-4	5	*-7	8	-*9	11	
	LIN Y / ZHOU Y (SIN)	0	*-0	2	-*3	4	*-5	5	-*6	7	7	
4	LAY JF / MIAO M (AUS)	0	*-2	3	*-5	6	*-7	9	11			
	LIN Y / ZHOU Y (SIN)	0	0	*-1	1	*-2	3	*-3	3			
5	LAY JF / MIAO M (AUS)	-*0	1	*-2	2	*-3	5	*-5	6	-*7	9	11
	LIN Y / ZHOU Y (SIN)	0	*-1	2	-*4	5	*-5	7	-*8	9	*-9	9

### NOTES

"\*-." denotes first player of pair is server, "-\*" denotes second player of pair is server. The "Greatest deficit overcome" only applies when the pair ends up winning the game.

### LEGEND

**WD** Women's Doubles



## Match Results

**FENG Tianwei (SIN) 3-0 DRINKHALL Joanna (ENG)**  
**YU Mengyu SIBLEY Kelly**

Game Summary		Match	Game 1	Game 2	Game 3	Game 4	Game 5
<b>FENG Tianwei / YU M</b>	<b>SIN</b>	<b>3</b>	11	11	11		
DRINKHALL Joanna / SIBLEY K	ENG	0	9	9	6		
Duration:		<b>25min</b>	7 min	8 min	6 min		

Match No : WD61 Table : 1

Umpires : DUBEY Atul (IND) TITUS Denver (RSA)

Player Statistics	FENG T / YU M (SIN)					Match	DRINKHALL J / SIBLEY K (ENG)					Match
	Game						Game					
	1	2	3	4	5		1	2	3	4	5	
Points won	11	11	11			<b>33</b>	9	9	6			<b>24</b>
Biggest lead	3	4	5			<b>5</b>	1	2	3			<b>3</b>
Points won on own serve	6	2	6			<b>14</b>	5	1	3			<b>9</b>
Points lost on own serve	4	8	2			<b>14</b>	5	9	5			<b>19</b>
Most consecutive points won	3	3	8			<b>8</b>	2	3	3			<b>3</b>
Greatest deficit overcome	1	2	3			<b>3</b>	-	-	-			<b>-</b>
Handedness/Grip	Right/Shakehand - Right/Shakehand						Right/Shakehand - Right/Shakehand					

### Game Progress

1	<b>FENG T / YU M (SIN)</b>	0	*-2	3	*-3	4	*-5	7	*-8	9	*-10	<b>11</b>
	DRINKHALL J / SIBLEY K (ENG)	*-0	0	*-1	3	*-4	5	*-5	6	*-7	8	<b>9</b>
2	<b>FENG T / YU M (SIN)</b>	*-0	0	*-2	3	*-5	5	*-7	8	*-10	10	<b>11</b>
	DRINKHALL J / SIBLEY K (ENG)	0	*-2	2	*-3	3	*-5	5	*-6	6	*-8	<b>9</b>
3	<b>FENG T / YU M (SIN)</b>	0	*-0	2	*-3	3	*-4	6	*-8	10	<b>11</b>	
	DRINKHALL J / SIBLEY K (ENG)	0	2	*-2	3	*-5	6	*-6	6	*-6	<b>6</b>	

### NOTES

"\*-." denotes first player of pair is server, "-\*" denotes second player of pair is server. The "Greatest deficit overcome" only applies when the pair ends up winning the game.

### LEGEND

**WD** Women's Doubles



## Match Results

**LAY Jian Fang (AUS) 3-0 LUO Anqi (CAN)**  
**MIAO Miao ZHANG Mo**

Game Summary		Match	Game 1	Game 2	Game 3	Game 4	Game 5
LAY Jian Fang / MIAO M	AUS	3	11	11	11		
LUO Anqi / ZHANG M	CAN	0	8	7	7		
Duration:		21min	6 min	6 min	6 min		

Match No : WD62 Table : 1

Umpires : REID Lynda (ENG) GOUGH David (ENG)

Player Statistics	LAY JF / MIAO M (AUS)					Match	LUO A / ZHANG M (CAN)					Match
	Game						Game					
	1	2	3	4	5		1	2	3	4	5	
Points won	11	11	11			33	8	7	7			22
Biggest lead	5	4	5			5	-	1	3			3
Points won on own serve	5	5	6			16	3	4	3			10
Points lost on own serve	5	3	4			12	6	6	5			17
Most consecutive points won	4	4	8			8	4	2	4			4
Greatest deficit overcome	-	1	3			3	-	-	-			-
Handedness/Grip	Right/Penholder - Right/Shakehand						Right/Shakehand - Right/Shakehand					

### Game Progress

1	LAY JF / MIAO M (AUS)	-*0	1	*-3	4	-*6	7	*-8	9	-*9	10	11
	LUO A / ZHANG M (CAN)	0	-*1	1	*-2	2	-*3	4	*-5	7	-*8	8
2	LAY JF / MIAO M (AUS)	0	-*1	2	*-4	5	-*7	8	*-8	10	11	
	LUO A / ZHANG M (CAN)	-*0	1	*-2	2	-*3	3	*-4	6	-*6	7	
3	LAY JF / MIAO M (AUS)	-*0	1	*-1	2	-*4	6	*-8	9	-*10	11	
	LUO A / ZHANG M (CAN)	0	-*1	3	*-4	4	-*4	4	*-5	6	7	

### NOTES

"\*-." denotes first player of pair is server, "-\*" denotes second player of pair is server. The "Greatest deficit overcome" only applies when the pair ends up winning the game.

### LEGEND

WD Women's Doubles



## Match Results

**FENG Tianwei (SIN) 3-1 LAY Jian Fang (AUS)**  
**YU Mengyu MIAO Miao**

Game Summary		Match	Game 1	Game 2	Game 3	Game 4	Game 5
<b>FENG Tianwei / YU M</b>	<b>SIN</b>	<b>3</b>	11	8	11	11	
LAY Jian Fang / MIAO M	AUS	1	5	11	8	5	
Duration:		<b>28min</b>	5 min	6 min	7 min	6 min	

Match No : WD64 Table : 1

Umpires : MACKEY John (ENG) EDWARDS David (ENG)

Player Statistics	FENG T / YU M (SIN)					Match	LAY JF / MIAO M (AUS)					Match
	Game						Game					
	1	2	3	4	5		1	2	3	4	5	
Points won	11	8	11	11		<b>41</b>	5	11	8	5		<b>29</b>
Biggest lead	6	1	4	6		<b>6</b>	-	3	2	1		<b>3</b>
Points won on own serve	5	5	4	6		<b>20</b>	2	7	2	3		<b>14</b>
Points lost on own serve	3	4	6	2		<b>15</b>	6	3	7	5		<b>21</b>
Most consecutive points won	5	3	6	5		<b>6</b>	2	4	4	1		<b>4</b>
Greatest deficit overcome	-	-	2	1		<b>2</b>	-	1	-	-		<b>1</b>
Handedness/Grip	Right/Shakehand - Right/Shakehand						Right/Penholder - Right/Shakehand					

### Game Progress

1	<b>FENG T / YU M (SIN)</b>	-*0	2	*-4	5	-*6	7	*-8	9	<b>11</b>		
	LAY JF / MIAO M (AUS)	0	*-0	0	-*1	2	*-3	4	-*5	<b>5</b>		
2	<b>FENG T / YU M (SIN)</b>	0	*-0	2	-*3	3	*-4	6	-*7	8	*-8	<b>8</b>
	<b>LAY JF / MIAO M (AUS)</b>	-*0	2	*-2	3	-*5	6	*-6	7	-*8	10	<b>11</b>
3	<b>FENG T / YU M (SIN)</b>	-*0	2	*-2	2	-*4	4	*-6	8	-*10	10	<b>11</b>
	LAY JF / MIAO M (AUS)	0	*-0	2	-*4	4	*-6	6	-*6	6	*-8	<b>8</b>
4	<b>FENG T / YU M (SIN)</b>	0	*-1	2	-*4	6	*-7	8	-*9	<b>11</b>		
	LAY JF / MIAO M (AUS)	-*0	1	*-2	2	-*2	3	*-4	5	<b>5</b>		

### NOTES

"\*-." denotes first player of pair is server, "-\*" denotes second player of pair is server. The "Greatest deficit overcome" only applies when the pair ends up winning the game.

### LEGEND

**WD** Women's Doubles



## Match Results

**LUO Anqi (CAN) 3-2 DRINKHALL Joanna (ENG)**  
**ZHANG Mo SIBLEY Kelly**

Game Summary		Match	Game 1	Game 2	Game 3	Game 4	Game 5
<b>LUO Anqi / ZHANG M</b>	<b>CAN</b>	<b>3</b>	6	10	11	14	12
DRINKHALL Joanna / SIBLEY K	ENG	2	11	12	8	12	10
Duration:		<b>48min</b>	6 min	8 min	8 min	11 min	10 min

Match No : WD63 Table : 1

Umpires : HOPKINS Alan (AUS) BROWN C (SCO)

Player Statistics	LUO A / ZHANG M (CAN)						DRINKHALL J / SIBLEY K (ENG)					
	Game					Match	Game					Match
	1	2	3	4	5		1	2	3	4	5	
Points won	6	10	11	14	12	<b>53</b>	11	12	8	12	10	<b>53</b>
Biggest lead	2	2	3	2	2	<b>3</b>	5	4	3	2	1	<b>5</b>
Points won on own serve	2	7	6	8	6	<b>29</b>	5	8	5	7	5	<b>30</b>
Points lost on own serve	6	4	3	5	5	<b>23</b>	4	3	5	6	6	<b>24</b>
Most consecutive points won	2	4	6	3	3	<b>6</b>	4	5	3	3	2	<b>5</b>
Greatest deficit overcome	-	-	3	2	1	<b>3</b>	2	2	-	-	-	<b>2</b>
Handedness/Grip	Right/Shakehand - Right/Shakehand						Right/Shakehand - Right/Shakehand					

### Game Progress

1	LUO A / ZHANG M (CAN)	0	*-2	3	*-3	3	*-4	5	*-6	6	<b>6</b>							
	DRINKHALL J / SIBLEY K (ENG)	*-0	0	*-1	3	*-5	6	*-7	8	*-10	<b>11</b>							
2	LUO A / ZHANG M (CAN)	*-0	2	*-2	4	*-4	5	*-6	6	*-6	8	*-10	10	<b>10</b>				
	DRINKHALL J / SIBLEY K (ENG)	0	*-0	2	*-2	4	*-5	6	*-8	10	*-10	10	*-11	<b>12</b>				
3	LUO A / ZHANG M (CAN)	0	*-1	1	*-2	4	*-4	5	*-6	8	*-10	<b>11</b>						
	DRINKHALL J / SIBLEY K (ENG)	*-0	1	*-3	4	*-4	6	*-7	8	*-8	8	<b>8</b>						
4	LUO A / ZHANG M (CAN)	*-0	1	*-3	4	*-4	5	*-6	7	*-7	9	*-10	10	*-11	12	*-12	13	<b>14</b>
	DRINKHALL J / SIBLEY K (ENG)	0	*-1	1	*-2	4	*-5	6	*-7	9	*-9	10	*-11	11	*-11	12	*-12	<b>12</b>
5	LUO A / ZHANG M (CAN)	0	*-1	3	*-3	4	*-6	7	*-8	8	*-9	10	*-11	<b>12</b>				
	DRINKHALL J / SIBLEY K (ENG)	*-0	1	*-1	3	*-4	4	*-5	6	*-8	9	*-10	10	<b>10</b>				

### NOTES

"\*-." denotes first player of pair is server, "-\*" denotes second player of pair is server. The "Greatest deficit overcome" only applies when the pair ends up winning the game.

### LEGEND

**WD** Women's Doubles



## Entry List by Event

As of WED 30 JUL 2014

CGA	Name	Date of Birth
AUS - Australia	HENZELL William	23 MAR 1982
	MIAO Miao	14 JAN 1981
	LAY Jian Fang	6 MAR 1973
	POWELL David	8 APR 1991
	HU Heming	21 MAR 1994
	TAPPER Melissa	1 MAR 1990
	YAN Xin	9 DEC 1988
	ZHANG Ziyu	10 DEC 1990
BAR - Barbados	FARLEY Trevor	1 JUL 1973
	FELIX Sherrice	2 NOV 1988
	FARLEY Kevin	7 JAN 1986
	HARVEY Krystle	24 OCT 1984
	DOWELL Mark-Anthony	23 JUN 1982
	RILEY Anthonette	20 APR 1998
BOT - Botswana	BUTALE Boitshwarelo	17 DEC 1983
	MATLHATSI Thobo	4 JUL 1984
CAN - Canada	GUO Betty	2 SEP 1997
	THERIAULT Pierre-Luc	25 OCT 1993
	HO Andre	11 APR 1992
	LUO Anqi	26 AUG 1996
	WANG Zhen Eugene	13 NOV 1985
	ZHANG Mo	17 JAN 1989
DMA - Dominica	DOVER Larrysa	7 SEP 1991
	TAYLOR Dane	26 DEC 1991
ENG - England	HO Tin-Tin	3 SEP 1998
	PITCHFORD Liam	12 JUL 1993
	DRINKHALL Joanna	10 JUN 1987
	DRINKHALL Paul	16 JAN 1990
	REED Danny	5 DEC 1989
	SIBLEY Kelly	21 MAY 1988
	le FEVRE Karina	17 JUL 1993
	WALKER Sam	7 MAY 1995



CGA	Name	Date of Birth
GHA - Ghana	KWABI Cynthia	30 JUL 1993
	LARTEY Felix	16 JUN 1991
	AKAYADE Samuel	25 APR 1994
	BAAH-DANSO Celia	24 JUN 1992
	ABREFA Derek	15 FEB 1992
	BORQUAYE Bernice	26 SEP 1992
	ADOM AMANKWAA Mareen	18 NOV 1997
	SAM Bernard	2 MAY 1988
GUY - Guyana	DAVID Paul	19 DEC 1975
	LOWE Trenace	10 MAR 1991
	BLAKE Jody-Ann	27 JAN 1986
	LEWIS Idi	4 NOV 1978
	BRITTON Shamar	13 JUL 1998
	CUMMINGS Natalie	13 APR 1989
	EDGHILL Chelsea	6 JUL 1997
	FRANKLIN Christopher	18 NOV 1984
IND - India	ACHANTA Sharath Kamal	12 JUL 1982
	KUMARESAN Shamini	20 FEB 1988
	GHATAK Poulomi	3 JAN 1983
	GHOSH Soumyajit	10 MAY 1993
	ANTHONY ARPUTHARAJ Amalraj	24 JAN 1986
	PATKAR Madhurika Suhas	10 APR 1987
	BATRA Manika	15 JUN 1995
	SHETTY Sanil Shankar	16 AUG 1989
JAM - Jamaica	FOSTER Yvonne	22 MAR 1993
	WATSON Kane	14 AUG 1987
	CLARE Shenique	22 JAN 1989
	TOMLINSON Simon	14 SEP 1991
	LEWIS Dadrian	21 DEC 2000
	PARHAM Dale	28 JUN 1981
JEY - Jersey	BAND Josh	2 AUG 1993
	le MAISTRE Kelsey	29 SEP 1995





CGA	Name	Date of Birth
KEN - Kenya	RINGUI Anthony Mathenge	25 DEC 1970
	SHAH Jinita Azad Kumar	29 JUN 1983
	NJANI Della Mgenya	16 APR 1994
	OTIENO Michael Owuor	13 MAY 1995
	MUTURI Peter	8 JAN 1997
	THAKKAR Sejal Dipan	5 MAY 1975
LES - Lesotho	MOKEKI Nthabeleng	6 JUN 1994
	MOTHIBI Khethang	13 APR 1993
MAS - Malaysia	IBRAHIM Muhd Shakirin	22 OCT 1985
	LEE WEI Beh	12 APR 1983
	MUHAMAD RIZAL Muhamad Ashraf Haiqal	11 JUN 1994
	ROU YOU Lee	1 APR 1995
	CHEE FENG Leong	25 FEB 1998
	YING Ho	9 MAY 1995
	DUNLEY Foo	14 JUL 1996
	SOCK KHIM Ng	26 FEB 1984
MDV - Maldives	AHMED Moosa	10 JUL 1987
	MOHAMED Mueena	22 MAY 1982
	NASEEM Mohamed	6 JUN 1997
	SHAREEF Aminath	27 MAY 1994
	ADAM ZAHIR Mohamed	21 APR 1997
	JUMANA NIMAL Fathimath	24 JAN 1987
MRI - Mauritius	GUKHOOL Widaad	2 JAN 1994
	YOGARAJAH Akhilen	20 MAR 1995
	CHAN YOOK FO Brian	10 MAY 1989
	CHOWREE Isabelle	8 MAR 1996
	CHAN YOOK FO Billy	26 OCT 1990
	WONG YUEN KWONG Deborah	22 JUN 1993
NGR - Nigeria	ARUNA Quadri	9 AUG 1988
	OSHONAIKE Olufunke	28 OCT 1975



CGA	Name	Date of Birth
NIR - Northern Ireland	GIVAN Ashley	23 AUG 1995
	ROBINSON Ashley	24 NOV 1993
	LYNCH-DAWSON Hannah	13 OCT 1997
	McCREERY Paul	14 MAY 1992
	GRAHAM Peter	14 AUG 1987
	LUDLOW Emma	3 OCT 1996
NZL - New Zealand	CORDUE John	30 SEP 1983
	YANG Annie	23 JUL 1982
	HUNG Jenny	23 MAR 1991
	XIAO Phillip	5 JAN 1991
	JACKSON Peter	22 OCT 1964
	SUN Yang	6 FEB 1983
	LI Karen	19 SEP 1977
	LIU Teng teng	16 JAN 1993
PAK - Pakistan	KHURSHID Tabish	17 JUN 1995
	SHEIKH Abeera	9 JAN 1995
	BABAR Farwa	13 JUN 1994
	RAMEEZ Muhammad	19 MAR 1996
PNG - Papua New Guinea	CHRIS Idau	5 MAY 1992
	SEPA SIMOI Gasika	10 APR 1993
	LOI David	15 JAN 1995
	LOI Samantha	22 NOV 1991
	FRANK Hila	16 JUN 1979
	LOHIA Geru	9 FEB 2000
	LOI Maryanne	20 JUN 1990
	MEA Boe	2 SEP 1992
SCO - Scotland	CAMERON Niall	19 DEC 1979
	EDWARDS Gillian	23 MAY 1983
	DOHERTY Sean	24 DEC 1992
	WHITAKER Corinna	6 JUL 1990



CGA	Name	Date of Birth
SEY - Seychelles	BENSTRONG Anniesa	1 FEB 1991
	SULTAN Godfrey	8 APR 1985
	ESTHER Nicholas	21 APR 1999
	SINON Laura	27 OCT 1995
SIN - Singapore	FENG Tianwei	31 AUG 1986
	ZHAN Jian	30 JAN 1982
	LI Hu	26 JUN 1988
	YU Mengyu	18 AUG 1989
	CHEW Clarence	27 DEC 1995
	LI Isabelle	28 AUG 1994
	GAO Ning	11 OCT 1982
	LIN Ye	1 FEB 1996
SKN - Saint Kitts and Nevis	FREEMAN Andre	21 JUN 1994
	FREEMAN Angelisa	27 JUN 1995
SLE - Sierra Leone	GRANT Stella	11 SEP 1986
	MORRIS Samuel	5 APR 1980
SRI - Sri Lanka	MADURANGI Ishara	27 MAY 1990
	SIRISENA Rohan	1 JAN 1982
	RANASINGHA Udaya	7 OCT 1998
	WARUSAWITHANA Erandi	6 JAN 1995
	DESHAPPRIYA Dinesh	21 SEP 1984
	PIUMILA Hansani	23 MAY 2000
	FERNANDO Chamathsara	13 FEB 1999
	JAYASINGHE Nirmala	25 MAR 1983
SVG - St Vincent and the Grenadines	SPENCER Romano	5 JAN 1989
	VELOX Unica	11 AUG 1983



CGA	Name	Date of Birth
TTO - Trinidad and Tobago	CHUNG Rheann	27 MAR 1985
	ST. LOUIS Dexter	21 MAR 1968
	HUMPHREYS Curtis	1 NOV 1984
	QUASHIE Ashley	4 SEP 1992
	SPICER Catherine	3 FEB 1995
	WILSON Aaron	26 SEP 1998
	DOOKRAM Yuvraaj	27 NOV 1989
	EDWARDS Aleena	1 FEB 1980
TUV - Tuvalu	RESTURE Alan	18 DEC 1968
	RESTURE Kaimalie	12 JUL 1995
UGA - Uganda	LUKAAYA Amina	24 MAY 1988
	MAFABI Kevin Evans	16 MAY 1986
	MUTAMBUZE Paul Moody	11 NOV 1964
	NATUNGA Ludia Magandlen	1 AUG 1995
VAN - Vanuatu	LULU Anolyn	3 JAN 1979
	SHING Yoshua	20 JUN 1993
	LULU Ham	7 JUN 1988
	MATARIKI Pareina	13 FEB 1992
	ABEL Rosanna	2 MAY 1998
	LIN Alan	27 NOV 1999
	ABEL Roanna	2 MAY 1998
	SAUL Samuel	24 JUN 1998
WAL - Wales	CAREY Charlotte	11 JUN 1996
	JENKINS Ryan	20 NOV 1978
	EDWARDS Conor	2 JUL 1996
	PHILLIPS Angharad	15 MAR 1994
	JENKINS Stephen	8 JUN 1982
	OWEN Naomi	3 JUN 1988
	O'CONNELL Daniel	5 MAR 1993
	THOMAS Chloe	23 APR 1994

**NOTES**

All changes are available in INFO



## Match Results

**SAM Bernard (GHA)** 3-0 LIN Alan (VAN)  
ADOM AMANKWAA Mareen ABEL Rosanna

Game Summary		Match	Game 1	Game 2	Game 3	Game 4	Game 5
<b>SAM Bernard / ADOM AMANKWAA M</b>	GHA	3	12	11	11		
LIN Alan / ABEL R	VAN	0	10	5	7		
Duration:		14min	5 min	4 min	4 min		

Match No : XD2 Table : 3

Umpires : MUGWANYA Ronald (UGA) FOOTE Ben (GGY)

Player Statistics	SAM B / ADOM AMANKWAA M (GHA)					Match	LIN A / ABEL R (VAN)					Match
	Game						Game					
	1	2	3	4	5		1	2	3	4	5	
Points won	12	11	11			34	10	5	7			22
Biggest lead	2	6	4			6	4	1	-			4
Points won on own serve	6	6	6			18	5	3	3			11
Points lost on own serve	5	2	4			11	6	5	5			16
Most consecutive points won	5	5	4			5	3	1	3			3
Greatest deficit overcome	4	1	-			4	-	-	-			-
Handedness/Grip	/Shakehand - /Shakehand						/Shakehand - /Shakehand					

### Game Progress

1	<b>SAM B / ADOM AMANKWAA M (GHA)</b>	-*0	1	*-1	2	-*3	3	*-5	7	-*8	9	*-10	11	12
	LIN A / ABEL R (VAN)	0	*-1	3	-*4	5	*-7	7	-*7	8	*-9	10	-*10	10
2	<b>SAM B / ADOM AMANKWAA M (GHA)</b>	0	*-1	2	*-3	4	-*6	8	*-9	11				
	LIN A / ABEL R (VAN)	*-0	1	-*2	3	*-4	4	-*4	5	5				
3	<b>SAM B / ADOM AMANKWAA M (GHA)</b>	-*0	2	*-4	4	-*5	6	*-7	8	-*9	11			
	LIN A / ABEL R (VAN)	0	*-0	0	-*2	3	*-4	5	-*6	7	7			

### NOTES

"\*-." denotes first player of pair is server, "-\*" denotes second player of pair is server. The "Greatest deficit overcome" only applies when the pair ends up winning the game.

### LEGEND

**XD** Mixed Doubles



## Match Results

**ESTHER Nicholas (SEY) 3-1 ADAM ZAHIR Mohamed (MDV)**  
**SINON Laura JUMANA NIMAL Fathimath**

Game Summary		Match	Game 1	Game 2	Game 3	Game 4	Game 5
ESTHER Nicholas / SINON L	SEY	3	11	9	11	12	
ADAM ZAHIR M / JUMANA NIMAL F	MDV	1	5	11	9	10	
Duration:		19min	3 min	4 min	5 min	5 min	

Match No : XD3 Table : 4

Umpires : SUTCLIFFE Russell (ENG) HOPKINS Alan (AUS)

Player Statistics	ESTHER N / SINON L (SEY)					Match	ADAM ZAHIR M / JUMANA NIMAL F (MDV)					Match
	Game						Game					
	1	2	3	4	5		1	2	3	4	5	
Points won	11	9	11	12		43	5	11	9	10		35
Biggest lead	6	1	4	2		6	-	2	1	2		2
Points won on own serve	5	6	6	6		23	2	7	5	5		19
Points lost on own serve	3	4	4	5		16	6	3	5	6		20
Most consecutive points won	5	2	3	4		5	1	3	3	4		4
Greatest deficit overcome	-	-	1	2		2	-	1	-	-		1
Handedness/Grip	Right/Shakehand - Right/Shakehand						Right/Shakehand - Right/Shakehand					

### Game Progress

1	ESTHER N / SINON L (SEY)	0	*1	2	*4	5	*6	7	*9	11				
	ADAM ZAHIR M / JUMANA NIMAL F (MDV)	*0	1	*2	2	*3	4	*5	5	5				
2	ESTHER N / SINON L (SEY)	*0	1	*1	3	*3	4	*6	6	*7	9	9		
	ADAM ZAHIR M / JUMANA NIMAL F (MDV)	0	*1	3	*3	5	*6	6	*8	9	*9	11		
3	ESTHER N / SINON L (SEY)	0	*2	3	*3	4	*6	7	*8	10	*10	11		
	ADAM ZAHIR M / JUMANA NIMAL F (MDV)	*0	0	*1	3	*4	4	*5	6	*6	8	9		
4	ESTHER N / SINON L (SEY)	*0	2	*2	2	*3	5	*7	7	*8	9	*10	11	12
	ADAM ZAHIR M / JUMANA NIMAL F (MDV)	0	*0	2	*4	5	*5	5	*7	8	*9	10	*10	10

### NOTES

"\*-." denotes first player of pair is server, "-\*" denotes second player of pair is server. The "Greatest deficit overcome" only applies when the pair ends up winning the game.

### LEGEND

**XD** Mixed Doubles



## Match Results

**TOMLINSON Simon (JAM) 3-0 OTIENO Michael Owuor (KEN)**  
**CLARE Shenique NJANI Della Mgenya**

Game Summary		Match	Game 1	Game 2	Game 3	Game 4	Game 5
<b>TOMLINSON Simon / CLARE S</b>	<b>JAM</b>	<b>3</b>	11	11	11		
OTIENO Michael Owuor / NJANI DM	KEN	0	4	3	9		
Duration:		12min	4 min	3 min	4 min		

Match No : XD7 Table : 5

Umpires : MACKEY John (ENG) CHIN Kenny (MAS)

Player Statistics	TOMLINSON S / CLARE S (JAM)					Match	OTIENO MO / NJANI DM (KEN)					Match
	Game						Game					
	1	2	3	4	5		1	2	3	4	5	
Points won	11	11	11			33	4	3	9			16
Biggest lead	7	8	4			8	-	1	2			2
Points won on own serve	8	5	6			19	4	2	5			11
Points lost on own serve	0	1	4			5	3	6	5			14
Most consecutive points won	3	5	6			6	2	1	3			3
Greatest deficit overcome	-	1	2			2	-	-	-			-
Handedness/Grip	/Shakehand - /Shakehand						/Shakehand - /Shakehand					

### Game Progress

1	<b>TOMLINSON S / CLARE S (JAM)</b>	-*0	2	*-2	4	-*5	7	*-8	10	<b>11</b>		
	OTIENO MO / NJANI DM (KEN)	0	-*0	2	*-2	3	-*3	4	*-4	<b>4</b>		
2	<b>TOMLINSON S / CLARE S (JAM)</b>	0	-*1	2	*-4	6	-*7	9	<b>11</b>			
	OTIENO MO / NJANI DM (KEN)	-*0	1	*-2	2	-*2	3	*-3	<b>3</b>			
3	<b>TOMLINSON S / CLARE S (JAM)</b>	-*0	1	*-1	3	-*5	7	*-7	8	-*9	9	<b>11</b>
	OTIENO MO / NJANI DM (KEN)	0	-*1	3	*-3	3	-*3	5	*-6	7	-*9	<b>9</b>

### NOTES

"\*-." denotes first player of pair is server, "-\*" denotes second player of pair is server. The "Greatest deficit overcome" only applies when the pair ends up winning the game.

### LEGEND

**XD** Mixed Doubles



## Match Results

**KHURSHID Tabish (PAK) 3-0 LOI David (PNG)**  
**SHEIKH Abeera LOI Samantha**

Game Summary		Match	Game 1	Game 2	Game 3	Game 4	Game 5
<b>KHURSHID Tabish / SHEIKH A</b>	<b>PAK</b>	<b>3</b>	13	11	11		
<b>LOI David / LOI S</b>	<b>PNG</b>	<b>0</b>	11	8	1		
Duration:		<b>12min</b>	5 min	3 min	3 min		

Match No : XD10 Table : 6

Umpires : WANG Luan Foon (MAS) MADHOSINGH Chandra (CAN)

Player Statistics	KHURSHID T / SHEIKH A (PAK)					Match	LOI D / LOI S (PNG)					Match
	Game						Game					
	1	2	3	4	5		1	2	3	4	5	
Points won	13	11	11			<b>35</b>	11	8	1			<b>20</b>
Biggest lead	2	4	10			<b>10</b>	3	1	-			<b>3</b>
Points won on own serve	7	6	5			<b>18</b>	6	5	0			<b>11</b>
Points lost on own serve	5	3	1			<b>9</b>	6	5	6			<b>17</b>
Most consecutive points won	4	4	9			<b>9</b>	3	3	1			<b>3</b>
Greatest deficit overcome	3	1	-			<b>3</b>	-	-	-			<b>-</b>
Handedness/Grip	Right/Shakehand - Right/Shakehand						Right/Shakehand - Right/Shakehand					

### Game Progress

1	<b>KHURSHID T / SHEIKH A (PAK)</b>	*-0	1	*-2	2	*-3	5	*-6	8	*-9	9	*-10	11	*-11	12	<b>13</b>
	LOI D / LOI S (PNG)	0	*-1	2	*-4	5	*-5	6	*-6	7	*-9	10	*-10	11	*-11	<b>11</b>
2	<b>KHURSHID T / SHEIKH A (PAK)</b>	0	*-1	3	*-4	5	*-7	8	*-8	9	*-10	<b>11</b>				
	LOI D / LOI S (PNG)	*-0	1	*-1	2	*-3	3	*-4	6	*-7	8	<b>8</b>				
3	<b>KHURSHID T / SHEIKH A (PAK)</b>	*-0	2	*-4	6	*-8	9	<b>11</b>								
	LOI D / LOI S (PNG)	0	*-0	0	*-0	0	*-1	<b>1</b>								

### NOTES

"\*-." denotes first player of pair is server, "-\*" denotes second player of pair is server. The "Greatest deficit overcome" only applies when the pair ends up winning the game.

### LEGEND

**XD** Mixed Doubles





## Match Results

**DOWELL Mark-Anthony (BAR) 3-0 MAFABI Kevin Evans (UGA)**  
**RILEY Anthonette LUKAAYA Amina**

Game Summary		Match	Game 1	Game 2	Game 3	Game 4	Game 5
<b>DOWELL Mark-Anthony / RILEY A</b>	<b>BAR</b>	<b>3</b>	11	12	11		
<b>MAFABI Kevin Evans / LUKAAYA A</b>	<b>UGA</b>	<b>0</b>	3	10	8		
Duration:		<b>19min</b>	4 min	6 min	6 min		

Match No : XD11 Table : 7

Umpires : SRINIVASAN Sridhar (IND) BROWN David (ENG)

Player Statistics	DOWELL MA / RILEY A (BAR)					Match	MAFABI KE / LUKAAYA A (UGA)					Match
	Game						Game					
	1	2	3	4	5		1	2	3	4	5	
Points won	11	12	11			<b>34</b>	3	10	8			<b>21</b>
Biggest lead	8	2	6			<b>8</b>	-	3	-			<b>3</b>
Points won on own serve	6	6	4			<b>16</b>	1	5	2			<b>8</b>
Points lost on own serve	2	5	6			<b>13</b>	5	6	7			<b>18</b>
Most consecutive points won	7	3	4			<b>7</b>	2	3	4			<b>4</b>
Greatest deficit overcome	-	3	-			<b>3</b>	-	-	-			<b>-</b>
Handedness/Grip	Right/Shakehand - Right/Shakehand						/Shakehand - /Shakehand					

### Game Progress

1	<b>DOWELL MA / RILEY A (BAR)</b>	-*0	2	*-3	4	-*6	8	*-10	<b>11</b>					
	MAFABI KE / LUKAAYA A (UGA)	0	*-0	1	-*2	2	*-2	2	<b>3</b>					
2	<b>DOWELL MA / RILEY A (BAR)</b>	0	-*1	2	*-2	3	-*4	5	*-7	8	-*9	10	*-11	<b>12</b>
	MAFABI KE / LUKAAYA A (UGA)	*-0	1	-*2	4	*-5	6	-*7	7	*-8	9	-*10	10	<b>10</b>
3	<b>DOWELL MA / RILEY A (BAR)</b>	-*0	2	*-4	5	-*7	7	*-8	8	-*9	10	<b>11</b>		
	MAFABI KE / LUKAAYA A (UGA)	0	*-0	0	-*1	1	*-3	4	-*6	7	*-8	<b>8</b>		

### NOTES

"\*-." denotes first player of pair is server, "-\*" denotes second player of pair is server. The "Greatest deficit overcome" only applies when the pair ends up winning the game.

### LEGEND

**XD** Mixed Doubles



## Match Results

**JACKSON Peter (NZL) 3-1 O'CONNELL Daniel (WAL)**  
**SUN Yang THOMAS Chloe**

Game Summary		Match	Game 1	Game 2	Game 3	Game 4	Game 5
JACKSON Peter / SUN Y	NZL	3	11	11	6	11	
O'CONNELL Daniel / THOMAS C	WAL	1	9	9	11	7	
Duration:		28min	7 min	6 min	6 min	6 min	

Match No : XD15 Table : 1

Umpires : HO Fanny (AUS) CURTIS Neil (ENG)

Player Statistics	JACKSON P / SUN Y (NZL)					Match	O'CONNELL D / THOMAS C (WAL)					Match
	Game						Game					
	1	2	3	4	5		1	2	3	4	5	
Points won	11	11	6	11		39	9	9	11	7		36
Biggest lead	2	3	1	4		4	3	1	5	3		5
Points won on own serve	6	6	3	6		21	5	5	6	3		19
Points lost on own serve	4	4	5	4		17	5	5	3	5		18
Most consecutive points won	3	3	4	4		4	4	3	6	3		6
Greatest deficit overcome	3	1	-	3		3	-	-	1	-		1
Handedness/Grip	Left/Shakehand - Right/Shakehand						Right/Shakehand - Right/Shakehand					

### Game Progress

1	JACKSON P / SUN Y (NZL)	0	*-1	2	*-2	3	*-4	5	*-7	8	*-9	11
	O'CONNELL D / THOMAS C (WAL)	*-0	1	*-2	4	*-5	6	*-7	7	*-8	9	9
2	JACKSON P / SUN Y (NZL)	*-0	1	*-2	4	*-5	6	*-7	8	*-8	9	11
	O'CONNELL D / THOMAS C (WAL)	0	*-1	2	*-2	3	*-4	5	*-6	8	*-9	9
3	JACKSON P / SUN Y (NZL)	0	*-1	1	*-1	2	*-4	5	*-5	6		6
	O'CONNELL D / THOMAS C (WAL)	*-0	1	*-3	5	*-6	6	*-7	9	*-10		11
4	JACKSON P / SUN Y (NZL)	*-0	0	*-1	3	*-4	6	*-8	8	*-9		11
	O'CONNELL D / THOMAS C (WAL)	0	*-2	3	*-3	4	*-4	4	*-6	7		7

### NOTES

"\*-." denotes first player of pair is server, "-\*" denotes second player of pair is server. The "Greatest deficit overcome" only applies when the pair ends up winning the game.

### LEGEND

**XD** Mixed Doubles



## Match Results

**LULU Ham (VAN) 3-1 SEPA SIMOI Gasika (PNG)**  
**MATARIKI Pareina CHRIS Idau**

Game Summary		Match	Game 1	Game 2	Game 3	Game 4	Game 5
LULU Ham / MATARIKI P	VAN	3	11	11	9	11	
SEPA SIMOI Gasika / CHRIS I	PNG	1	7	9	11	3	
Duration:		18min	4 min	4 min	4 min	3 min	

Match No : XD18 Table : 8

Umpires : DUBEY Atul (IND) PETERS John (NGR)

Player Statistics	LULU H / MATARIKI P (VAN)					Match	SEPA SIMOI G / CHRIS I (PNG)					Match
	Game						Game					
	1	2	3	4	5		1	2	3	4	5	
Points won	11	11	9	11		42	7	9	11	3		30
Biggest lead	4	4	1	8		8	1	1	3	-		3
Points won on own serve	5	5	6	7		23	4	4	7	2		17
Points lost on own serve	3	5	4	1		13	6	6	3	4		19
Most consecutive points won	5	4	3	5		5	4	3	3	2		4
Greatest deficit overcome	1	1	-	-		1	-	-	1	-		1
Handedness/Grip	/Shakehand - /Shakehand						Right/Shakehand - Right/Shakehand					

### Game Progress

1	LULU H / MATARIKI P (VAN)	0	*2	3	*4	5	*5	6	*8	10	11
	SEPA SIMOI G / CHRIS I (PNG)	*0	0	*1	2	*3	5	*6	6	*6	7
2	LULU H / MATARIKI P (VAN)	*0	1	*3	3	*4	6	*8	9	*9	11
	SEPA SIMOI G / CHRIS I (PNG)	0	*1	1	*3	4	*4	4	*5	7	*8
3	LULU H / MATARIKI P (VAN)	0	*1	2	*2	3	*4	6	*6	8	*9
	SEPA SIMOI G / CHRIS I (PNG)	*0	1	*2	4	*5	6	*6	8	*8	9
4	LULU H / MATARIKI P (VAN)	*0	2	*4	5	*7	9	*9	11		
	SEPA SIMOI G / CHRIS I (PNG)	0	*0	0	*1	1	*1	3	3		

### NOTES

"\*-." denotes first player of pair is server, "-\*" denotes second player of pair is server. The "Greatest deficit overcome" only applies when the pair ends up winning the game.

### LEGEND

**XD** Mixed Doubles



## Match Results

**AKAYADE S (GHA) 3-2 DOOKRAM Yuvraaj (TTO)**  
**BAAH-DANSO Celia EDWARDS Aleena**

Game Summary		Match	Game 1	Game 2	Game 3	Game 4	Game 5
<b>AKAYADE S / BAAH-DANSO C</b>	<b>GHA</b>	<b>3</b>	11	3	13	11	11
<b>DOOKRAM Yuvraaj / EDWARDS A</b>	<b>TTO</b>	<b>2</b>	8	11	15	7	3
Duration:		<b>28min</b>	4 min	3 min	8 min	5 min	4 min

Match No : XD19 Table : 2

Umpires : WILLIAMS Jackie (WAL) REID Lynda (ENG)

Player Statistics	AKAYADE S / BAAH-DANSO C (GHA)						DOOKRAM Y / EDWARDS A (TTO)					
	Game					Match	Game					Match
	1	2	3	4	5		1	2	3	4	5	
Points won	11	3	13	11	11	<b>49</b>	8	11	15	7	3	<b>44</b>
Biggest lead	4	1	2	2	8	<b>8</b>	-	8	3	6	1	<b>8</b>
Points won on own serve	5	2	10	3	6	<b>26</b>	3	5	9	4	1	<b>22</b>
Points lost on own serve	5	6	4	7	2	<b>24</b>	6	1	5	4	5	<b>21</b>
Most consecutive points won	2	2	4	4	8	<b>8</b>	2	9	5	8	1	<b>9</b>
Greatest deficit overcome	-	-	3	-	1	<b>3</b>	-	1	-	2	-	<b>2</b>
Handedness/Grip	Right/Shakehand - Right/Shakehand						Right/Shakehand - Right/Shakehand					

### Game Progress

1	<b>AKAYADE S / BAAH-DANSO C (GHA)</b>	-*0	2	*-3	4	-*5	6	*-8	8	-*9	10	<b>11</b>						
	DOOKRAM Y / EDWARDS A (TTO)	0	-*0	1	*-2	3	-*4	4	*-6	7	-*8	<b>8</b>						
2	<b>AKAYADE S / BAAH-DANSO C (GHA)</b>	-*0	1	*-2	2	-*2	2	*-2	<b>3</b>									
	DOOKRAM Y / EDWARDS A (TTO)	0	*-1	2	-*4	6	*-8	10	<b>11</b>									
3	<b>AKAYADE S / BAAH-DANSO C (GHA)</b>	-*0	2	*-2	2	-*3	5	*-6	7	-*7	9	*-10	11	-*11	11	*-12	13	-*13
	DOOKRAM Y / EDWARDS A (TTO)	0	-*0	2	*-4	5	-*5	6	*-7	9	-*9	10	*-10	11	-*12	12	*-12	13
			14	<b>15</b>														
			-*13	<b>13</b>														
4	<b>AKAYADE S / BAAH-DANSO C (GHA)</b>	-*0	0	*-2	4	-*4	4	*-4	4	-*6	<b>7</b>							
	DOOKRAM Y / EDWARDS A (TTO)	0	*-2	2	-*2	4	*-6	8	-*10	10	<b>11</b>							
5	<b>AKAYADE S / BAAH-DANSO C (GHA)</b>	-*0	1	*-2	3	-*5	7	*-9	<b>11</b>									
	DOOKRAM Y / EDWARDS A (TTO)	0	-*1	2	*-3	3	*-3	3	<b>3</b>									

### NOTES

"\*-" denotes first player of pair is server, "-\*" denotes second player of pair is server. The "Greatest deficit overcome" only applies when the pair ends up winning the game.

### LEGEND

**XD** Mixed Doubles



## Match Results

**FARLEY Trevor (BAR) 3-0 BRITTON Shamar (GUY)**  
**FELIX Sherrice CUMMINGS Natalie**

Game Summary		Match	Game 1	Game 2	Game 3	Game 4	Game 5
<b>FARLEY Trevor / FELIX S</b>	<b>BAR</b>	<b>3</b>	11	14	11		
BRITTON Shamar / CUMMINGS N	GUY	0	7	12	6		
Duration:		<b>17min</b>	4 min	6 min	5 min		

Match No : XD23 Table : 9

Umpires : SAVVA Andreas (CYP) HO Roger (SIN)

Player Statistics	FARLEY T / FELIX S (BAR)					Match	BRITTON S / CUMMINGS N (GUY)					Match
	Game						Game					
	1	2	3	4	5		1	2	3	4	5	
Points won	11	14	11			<b>36</b>	7	12	6			<b>25</b>
Biggest lead	4	2	5			<b>5</b>	3	1	2			<b>3</b>
Points won on own serve	3	8	7			<b>18</b>	2	7	5			<b>14</b>
Points lost on own serve	5	5	1			<b>11</b>	8	6	4			<b>18</b>
Most consecutive points won	3	3	5			<b>5</b>	3	2	2			<b>3</b>
Greatest deficit overcome	3	1	2			<b>3</b>	-	-	-			<b>-</b>
Handedness/Grip	Right/Shakehand - Left/Shakehand						Left/Shakehand - Left/Shakehand					

### Game Progress

1	<b>FARLEY T / FELIX S (BAR)</b>	0	*-0	1	*-3	4	*-6	6	*-8	9	<b>11</b>							
	BRITTON S / CUMMINGS N (GUY)	*-0	2	*-3	3	*-4	4	*-6	6	*-7	<b>7</b>							
2	<b>FARLEY T / FELIX S (BAR)</b>	*-0	1	*-2	3	*-4	5	*-6	8	*-9	10	*-10	11	*-11	11	*-12	13	<b>14</b>
	BRITTON S / CUMMINGS N (GUY)	0	*-1	2	*-3	4	*-5	6	*-6	7	*-8	10	*-10	11	*-12	12	*-12	<b>12</b>
3	<b>FARLEY T / FELIX S (BAR)</b>	0	*-0	2	*-3	5	*-5	6	*-8	10	<b>11</b>							
	BRITTON S / CUMMINGS N (GUY)	*-0	2	*-2	3	*-3	5	*-6	6	*-6	<b>6</b>							

### NOTES

"\*-." denotes first player of pair is server, "-\*" denotes second player of pair is server. The "Greatest deficit overcome" only applies when the pair ends up winning the game.

### LEGEND

**XD** Mixed Doubles



## Match Results

**JAYASINGHE Nirmala (SRI) 3-0 NASEEM Mohamed (MDV)**  
**FERNANDO Chamathsara SHAREEF Aminath**

Game Summary		Match	Game 1	Game 2	Game 3	Game 4	Game 5
<b>JAYASINGHE N / FERNANDO C</b>	<b>SRI</b>	<b>3</b>	11	11	11		
NASEEM Mohamed / SHAREEF A	MDV	0	5	7	4		
Duration:		<b>14min</b>	4 min	4 min	4 min		

Match No : XD26 Table : 10

Umpires : DZIOBA Greg (CAN) ARINYE Cecilia (NGR)

Player Statistics	JAYASINGHE N / FERNANDO C (SRI)					Match	NASEEM M / SHAREEF A (MDV)					Match
	Game						Game					
	1	2	3	4	5		1	2	3	4	5	
Points won	11	11	11			<b>33</b>	5	7	4			<b>16</b>
Biggest lead	6	4	7			<b>7</b>	-	-	-			-
Points won on own serve	3	4	6			<b>13</b>	0	3	2			<b>5</b>
Points lost on own serve	5	4	2			<b>11</b>	8	7	5			<b>20</b>
Most consecutive points won	3	3	4			<b>4</b>	2	2	1			<b>2</b>
Greatest deficit overcome	-	-	-			-	-	-	-			-
Handedness/Grip	Right/Shakehand - Right/Shakehand						Right/Shakehand - Right/Shakehand					

### Game Progress

1	<b>JAYASINGHE N / FERNANDO C (SRI)</b>	-*0	1	*-3	3	-*5	6	*-8	9	<b>11</b>
	NASEEM M / SHAREEF A (MDV)	0	-*1	1	*-3	3	-*4	4	*-5	<b>5</b>
2	<b>JAYASINGHE N / FERNANDO C (SRI)</b>	0	-*2	3	*-4	5	-*6	7	*-9	<b>11</b>
	NASEEM M / SHAREEF A (MDV)	-*0	0	*-1	2	-*3	4	*-5	5	-*6
3	<b>JAYASINGHE N / FERNANDO C (SRI)</b>	-*0	2	*-3	4	-*6	7	*-8	10	<b>11</b>
	NASEEM M / SHAREEF A (MDV)	0	-*0	1	*-2	2	-*3	4	*-4	<b>4</b>

### NOTES

"\*-" denotes first player of pair is server, "-\*" denotes second player of pair is server. The "Greatest deficit overcome" only applies when the pair ends up winning the game.

### LEGEND

**XD** Mixed Doubles



## Match Results

**SPENCER Romano (SVG) 3-0 TAYLOR Dane (DMA)**  
**VELOX Unica DOVER Larrysa**

Game Summary		Match	Game 1	Game 2	Game 3	Game 4	Game 5
SPENCER Romano / VELOX U	SVG	3	11	11	11		
TAYLOR Dane / DOVER L	DMA	0	9	2	7		
Duration:		13min	5 min	3 min	4 min		

Match No : XD27 Table : 3

Umpires : MERCER Alexander (ENG) MUGWANYA Ronald (UGA)

Player Statistics	SPENCER R / VELOX U (SVG)					Match	TAYLOR D / DOVER L (DMA)					Match
	Game						Game					
	1	2	3	4	5		1	2	3	4	5	
Points won	11	11	11			33	9	2	7			18
Biggest lead	2	9	4			9	2	-	2			2
Points won on own serve	5	7	3			15	4	2	1			7
Points lost on own serve	5	0	5			10	6	4	8			18
Most consecutive points won	4	6	5			6	3	1	2			3
Greatest deficit overcome	2	-	2			2	-	-	-			-
Handedness/Grip	Right/Shakehand - Right/Shakehand						Right/Shakehand - Right/Shakehand					

### Game Progress

1	SPENCER R / VELOX U (SVG)	0	*-1	2	*-3	4	*-5	5	*-7	9	*-10	11
	TAYLOR D / DOVER L (DMA)	*-0	1	*-2	3	*-4	5	*-7	7	*-7	8	9
2	SPENCER R / VELOX U (SVG)	*-0	2	*-4	6	*-7	9	*-10	11			
	TAYLOR D / DOVER L (DMA)	0	*-0	0	*-0	1	*-1	2	2			
3	SPENCER R / VELOX U (SVG)	0	*-1	1	*-3	3	*-5	7	*-8	9	11	
	TAYLOR D / DOVER L (DMA)	0	1	*-3	3	*-5	5	*-5	6	*-7	7	

### NOTES

"\*-." denotes first player of pair is server, "-\*" denotes second player of pair is server. The "Greatest deficit overcome" only applies when the pair ends up winning the game.

### LEGEND

**XD** Mixed Doubles



## Match Results

**RINGUI Anthony Mathenge (KEN) 3-0** MOTHIBI Khethang (LES)  
**SHAH Jinita Azad Kumar** MOKEKI Nthabeleng

Game Summary		Match	Game 1	Game 2	Game 3	Game 4	Game 5
RINGUI AM / SHAH JAK	KEN	3	11	11	11		
MOTHIBI Khethang / MOKEKI N	LES	0	5	6	8		
Duration:		14min	4 min	4 min	5 min		

Match No : XD30 Table : 4

Umpires : KNOWLES Kathleen (SCO) HOPKINS Alan (AUS)

Player Statistics	RINGUI AM / SHAH JAK (KEN)					Match	MOTHIBI K / MOKEKI N (LES)					Match
	Game						Game					
	1	2	3	4	5		1	2	3	4	5	
Points won	11	11	11			33	5	6	8			19
Biggest lead	6	5	4			6	1	-	-			1
Points won on own serve	4	4	5			13	1	2	3			6
Points lost on own serve	4	4	5			13	7	7	6			20
Most consecutive points won	3	4	3			4	2	2	2			2
Greatest deficit overcome	1	-	-			1	-	-	-			-
Handedness/Grip	/Shakehand - /Shakehand						Left/Shakehand - Right/Shakehand					

### Game Progress

1	RINGUI AM / SHAH JAK (KEN)	-*0	1	*-2	3	-*5	6	*-8	9	11		
	MOTHIBI K / MOKEKI N (LES)	0	-*1	2	*-3	3	-*4	4	*-5	5		
2	RINGUI AM / SHAH JAK (KEN)	0	-*2	2	*-4	6	-*7	8	*-9	10	11	
	MOTHIBI K / MOKEKI N (LES)	-*0	0	*-2	2	-*2	3	*-4	5	-*6	6	
3	RINGUI AM / SHAH JAK (KEN)	-*0	2	*-3	4	-*5	6	*-7	8	-*10	10	11
	MOTHIBI K / MOKEKI N (LES)	0	-*0	1	*-2	3	-*4	5	*-6	6	-*8	8

### NOTES

"\*-" denotes first player of pair is server, "-\*" denotes second player of pair is server. The "Greatest deficit overcome" only applies when the pair ends up winning the game.

### LEGEND

**XD** Mixed Doubles





## Match Results

**CHAN YOOK FO Brian (MRI) 3-0 FREEMAN Andre (SKN)**  
**CHOWREE Isabelle FREEMAN Angelisa**

Game Summary		Match	Game 1	Game 2	Game 3	Game 4	Game 5
CHAN YOOK FO Brian / CHOWREE	MRI	3	11	11	11		
FREEMAN Andre / FREEMAN A	SKN	0	3	4	2		
Duration:		13min	4 min	3 min	3 min		

Match No : XD31 Table : 5

Umpires : HOUSTON Sinclair (SCO) MACKEY John (ENG)

Player Statistics	CHAN YOOK FO B / CHOWREE I (MRI)					Match	FREEMAN A / FREEMAN A (SKN)					Match
	Game						Game					
	1	2	3	4	5		1	2	3	4	5	
Points won	11	11	11			33	3	4	2			9
Biggest lead	8	7	9			9	-	-	-			-
Points won on own serve	5	7	5			17	2	3	1			6
Points lost on own serve	1	1	1			3	6	4	5			15
Most consecutive points won	5	4	9			9	1	1	1			1
Greatest deficit overcome	-	-	-			-	-	-	-			-
Handedness/Grip	/Shakehand - /Shakehand						Right/Shakehand - Right/Shakehand					

### Game Progress

1	CHAN YOOK FO B / CHOWREE I (MRI)	0	*-2	4	*-5	6	*-8	10	11	
	FREEMAN A / FREEMAN A (SKN)	*-0	0	*-0	1	*-2	2	*-2	3	
2	CHAN YOOK FO B / CHOWREE I (MRI)	*-0	2	*-3	5	*-6	7	*-8	10	11
	FREEMAN A / FREEMAN A (SKN)	0	*-0	1	*-1	2	*-3	4	*-4	4
3	CHAN YOOK FO B / CHOWREE I (MRI)	0	*-2	4	*-6	8	*-9	10	11	
	FREEMAN A / FREEMAN A (SKN)	0	0	*-0	0	*-0	1	*-2	2	

### NOTES

"\*-." denotes first player of pair is server, "-\*" denotes second player of pair is server. The "Greatest deficit overcome" only applies when the pair ends up winning the game.

### LEGEND

**XD** Mixed Doubles



## Match Results

**FARLEY Kevin (BAR) 3-2 ABREFA Derek (GHA)**  
**HARVEY Krystle BORQUAYE Bernice**

Game Summary		Match	Game 1	Game 2	Game 3	Game 4	Game 5
<b>FARLEY Kevin / HARVEY K</b>	<b>BAR</b>	<b>3</b>	5	11	9	11	11
<b>ABREFA Derek / BORQUAYE B</b>	<b>GHA</b>	<b>2</b>	11	4	11	5	4
Duration:		<b>25min</b>	4 min	4 min	5 min	4 min	4 min

Match No : XD34 Table : 6

Umpires : WILLIAMSON Bob (ENG) WANG Luan Foon (MAS)

Player Statistics	FARLEY K / HARVEY K (BAR)						ABREFA D / BORQUAYE B (GHA)					
	Game					Match	Game					Match
	1	2	3	4	5		1	2	3	4	5	
Points won	5	11	9	11	11	<b>47</b>	11	4	11	5	4	<b>35</b>
Biggest lead	1	7	2	7	8	<b>8</b>	6	-	2	-	-	<b>6</b>
Points won on own serve	1	4	4	5	4	<b>18</b>	4	1	5	2	0	<b>12</b>
Points lost on own serve	7	3	5	3	4	<b>22</b>	4	7	5	6	7	<b>29</b>
Most consecutive points won	2	3	2	7	4	<b>7</b>	4	1	4	4	2	<b>4</b>
Greatest deficit overcome	-	-	-	-	-	-	1	-	2	-	-	<b>2</b>
Handedness/Grip	Left/Shakehand - Right/Shakehand						Right/Shakehand - Right/Shakehand					

### Game Progress

1	FARLEY K / HARVEY K (BAR)	-*0	1	*-2	2	-*3	3	*-5	5	<b>5</b>	
	ABREFA D / BORQUAYE B (GHA)	0	*-1	2	-*4	5	*-7	7	-*9	<b>11</b>	
2	FARLEY K / HARVEY K (BAR)	0	-*2	3	*-5	6	-*7	8	*-10	<b>11</b>	
	ABREFA D / BORQUAYE B (GHA)	*-0	0	-*1	1	*-2	3	-*4	4	<b>4</b>	
3	FARLEY K / HARVEY K (BAR)	0	0	*-1	2	-*3	5	*-6	7	-*9	<b>9</b>
	ABREFA D / BORQUAYE B (GHA)	0	*-2	3	-*4	5	*-5	6	-*7	7	<b>11</b>
4	FARLEY K / HARVEY K (BAR)	0	*-2	4	-*6	7	*-7	8	-*10	<b>11</b>	
	ABREFA D / BORQUAYE B (GHA)	-*0	0	*-0	0	*-1	3	*-4	4	<b>5</b>	
5	FARLEY K / HARVEY K (BAR)	*-0	2	-*4	5	*-7	8	-*10	10	<b>11</b>	
	ABREFA D / BORQUAYE B (GHA)	0	-*0	0	*-1	1	-*2	2	*-4	<b>4</b>	

### NOTES

"\*-." denotes first player of pair is server, "-\*" denotes second player of pair is server. The "Greatest deficit overcome" only applies when the pair ends up winning the game.

### LEGEND

**XD** Mixed Doubles



## Match Results

**DAVID Paul (GUY) 3-2 GRAHAM Peter (NIR)**  
**LOWE Trenace LUDLOW Emma**

Game Summary		Match	Game 1	Game 2	Game 3	Game 4	Game 5
DAVID Paul / LOWE T	GUY	3	8	11	3	11	11
GRAHAM Peter / LUDLOW E	NIR	2	11	8	11	7	7
Duration:		29min	6 min	4 min	3 min	4 min	6 min

Match No : XD35 Table : 2

Umpires : MUDIBO Andrew (KEN) WILLIAMS Jackie (WAL)

Player Statistics	DAVID P / LOWE T (GUY)						GRAHAM P / LUDLOW E (NIR)					
	Game					Match	Game					Match
	1	2	3	4	5		1	2	3	4	5	
Points won	8	11	3	11	11	44	11	8	11	7	7	44
Biggest lead	1	3	-	4	5	5	5	2	8	-	2	8
Points won on own serve	3	5	1	7	6	22	5	3	6	4	4	22
Points lost on own serve	6	5	5	3	3	22	5	6	2	4	5	22
Most consecutive points won	3	5	1	3	6	6	5	5	5	2	3	5
Greatest deficit overcome	-	2	-	-	2	2	1	-	-	-	-	1
Handedness/Grip	Right/Shakehand - Left/Shakehand						Right/Shakehand - /Shakehand					

### Game Progress

1	DAVID P / LOWE T (GUY)	0	*0	2	*-3	3	*-5	5	*-5	6	*-8	8
	GRAHAM P / LUDLOW E (NIR)	*-0	2	*-2	3	*-5	5	*-7	9	*-10	10	11
2	DAVID P / LOWE T (GUY)	*-0	1	*-3	4	*-5	5	*-5	6	*-8	10	11
	GRAHAM P / LUDLOW E (NIR)	0	*-1	1	*-2	3	*-5	7	*-8	8	*-8	8
3	DAVID P / LOWE T (GUY)	0	*-0	0	*-1	2	*-2	2	3			
	GRAHAM P / LUDLOW E (NIR)	*-0	2	*-4	5	*-6	8	*-10	11			
4	DAVID P / LOWE T (GUY)	*-0	2	*-3	4	*-5	6	*-7	8	*-9	11	
	GRAHAM P / LUDLOW E (NIR)	0	*-0	1	*-2	3	*-4	5	*-6	7	7	
5	DAVID P / LOWE T (GUY)	*-0	1	*-1	3	*-5	*-7	8	*-9	10	11	
	GRAHAM P / LUDLOW E (NIR)	0	*-1	3	*-3	3	3	*-4	5	*-6	7	

### NOTES

"\*-." denotes first player of pair is server, "-\*" denotes second player of pair is server. The "Greatest deficit overcome" only applies when the pair ends up winning the game.

### LEGEND

**XD** Mixed Doubles



## Match Results

**YOGARAJAH A (MRI) 3-2 AHMED Moosa (MDV)**  
**GUKHOOL Widaad MOHAMED Mueena**

Game Summary		Match	Game 1	Game 2	Game 3	Game 4	Game 5
<b>YOGARAJAH A / GUKHOOL W</b>	<b>MRI</b>	<b>3</b>	11	8	12	11	11
AHMED Moosa / MOHAMED M	MDV	2	7	11	14	8	7
Duration:		<b>33min</b>	5 min	5 min	7 min	5 min	6 min

Match No : XD39 Table : 7

Umpires : le PAGE Tim (GGY) SRINIVASAN Sridhar (IND)

Player Statistics	YOGARAJAH A / GUKHOOL W (MRI)						AHMED M / MOHAMED M (MDV)					
	Game					Match	Game					Match
	1	2	3	4	5		1	2	3	4	5	
Points won	11	8	12	11	11	<b>53</b>	7	11	14	8	7	<b>47</b>
Biggest lead	5	1	1	4	5	<b>5</b>	-	4	3	-	1	<b>4</b>
Points won on own serve	4	5	7	8	4	<b>28</b>	3	6	7	6	3	<b>25</b>
Points lost on own serve	4	5	6	2	4	<b>21</b>	7	3	5	3	7	<b>25</b>
Most consecutive points won	5	2	4	3	4	<b>5</b>	3	5	3	2	2	<b>5</b>
Greatest deficit overcome	-	-	-	-	1	<b>1</b>	-	1	1	-	-	<b>1</b>
Handedness/Grip	/Shakehand - /Shakehand						Left/Shakehand - Right/Shakehand					

### Game Progress

1	<b>YOGARAJAH A / GUKHOOL W (MRI)</b>	0	*1	3	*5	6	*7	8	*9	9	<b>11</b>							
	AHMED M / MOHAMED M (MDV)	*0	1	*1	1	*2	3	*4	5	*7	<b>7</b>							
2	<b>YOGARAJAH A / GUKHOOL W (MRI)</b>	*0	0	*1	3	*4	5	*5	5	*6	<b>8</b>							
	<b>AHMED M / MOHAMED M (MDV)</b>	0	*2	3	*3	4	*5	7	*9	10	*10	<b>11</b>						
3	<b>YOGARAJAH A / GUKHOOL W (MRI)</b>	0	*0	1	*3	3	*4	6	*7	8	*9	10	*10	11	*11	12	*12	<b>12</b>
	<b>AHMED M / MOHAMED M (MDV)</b>	0	2	*3	3	*5	6	*6	7	*8	9	*10	11	*11	12	*12	13	<b>14</b>
4	<b>YOGARAJAH A / GUKHOOL W (MRI)</b>	*0	1	*2	4	*4	6	*7	9	*9	10	<b>11</b>						
	AHMED M / MOHAMED M (MDV)	0	*1	2	*2	4	*4	5	*5	7	*8	<b>8</b>						
5	<b>YOGARAJAH A / GUKHOOL W (MRI)</b>	0	*1	2	*3	4	*6	7	*9	10	<b>11</b>							
	AHMED M / MOHAMED M (MDV)	*0	1	*2	3	*4	4	*5	5	*6	<b>7</b>							

### NOTES

"\*-" denotes first player of pair is server, "-\*" denotes second player of pair is server. The "Greatest deficit overcome" only applies when the pair ends up winning the game.

### LEGEND

**XD** Mixed Doubles



## Match Results

**PARHAM Dale (JAM) 3-1 MORRIS Samuel (SLE)**  
**LEWIS Dadrian GRANT Stella**

Game Summary		Match	Game 1	Game 2	Game 3	Game 4	Game 5
PARHAM Dale / LEWIS D	JAM	3	11	11	7	11	
MORRIS Samuel / GRANT S	SLE	1	6	7	11	4	
Duration:		16min	3 min	3 min	4 min	3 min	

Match No : XD42 Table : 8

Umpires : JACKSON Brian (ENG) DUBEY Atul (IND)

Player Statistics	PARHAM D / LEWIS D (JAM)					Match	MORRIS S / GRANT S (SLE)					Match
	Game						Game					
	1	2	3	4	5		1	2	3	4	5	
Points won	11	11	7	11		40	6	7	11	4		28
Biggest lead	5	5	2	7		7	-	-	4	2		4
Points won on own serve	6	6	3	5		20	4	3	6	1		14
Points lost on own serve	2	4	5	2		13	5	5	4	6		20
Most consecutive points won	4	2	2	5		5	2	2	4	2		4
Greatest deficit overcome	-	-	-	2		2	-	-	2	-		2
Handedness/Grip	/Shakehand - /Shakehand						/Shakehand - /Shakehand					

### Game Progress

1	PARHAM D / LEWIS D (JAM)	0	*1	3	*3	5	*7	8	*9	10	11
	MORRIS S / GRANT S (SLE)	*0	1	*1	3	*3	3	*4	5	*6	6
2	PARHAM D / LEWIS D (JAM)	*0	1	*3	4	*5	7	*8	9	*10	11
	MORRIS S / GRANT S (SLE)	0	*1	1	*2	3	*3	4	*5	6	7
3	PARHAM D / LEWIS D (JAM)	0	*1	2	*3	5	*6	6	*7	7	7
	MORRIS S / GRANT S (SLE)	*0	1	*2	3	*3	4	*6	7	*9	11
4	PARHAM D / LEWIS D (JAM)	0	0	*2	3	*5	7	*8	10	11	
	MORRIS S / GRANT S (SLE)	0	*2	2	*3	3	*3	4	*4	4	

### NOTES

"\*-" denotes first player of pair is server, "-\*" denotes second player of pair is server. The "Greatest deficit overcome" only applies when the pair ends up winning the game.

### LEGEND

**XD** Mixed Doubles



### Match Results

**EDWARDS Conor (WAL) 3-2 HUMPHREYS Curtis (TTO)**  
**PHILLIPS Angharad QUASHIE Ashley**

Game Summary		Match	Game 1	Game 2	Game 3	Game 4	Game 5
EDWARDS Conor / PHILLIPS A	WAL	3	5	7	11	11	11
HUMPHREYS Curtis / QUASHIE A	TTO	2	11	11	9	4	8
Duration:		28min	4 min	4 min	5 min	4 min	6 min

Match No : XD43 Table : 1

Umpires : TITUS Denver (RSA) HO Fanny (AUS)

Player Statistics	EDWARDS C / PHILLIPS A (WAL)						HUMPHREYS C / QUASHIE A (TTO)					
	Game					Match	Game					Match
	1	2	3	4	5		1	2	3	4	5	
Points won	5	7	11	11	11	45	11	11	9	4	8	43
Biggest lead	-	3	4	7	4	7	6	4	1	2	-	6
Points won on own serve	3	4	4	5	6	22	6	5	3	2	5	21
Points lost on own serve	5	6	6	2	3	22	2	3	7	5	5	22
Most consecutive points won	2	4	4	9	4	9	5	5	3	3	3	5
Greatest deficit overcome	-	-	1	2	-	2	-	3	-	-	-	3
Handedness/Grip	Right/Shakehand - Left/Shakehand						Right/Shakehand - Right/Shakehand					

#### Game Progress

1	EDWARDS C / PHILLIPS A (WAL)	0	*-0	1	*-1	1	*-3	4	*-4	5
	HUMPHREYS C / QUASHIE A (TTO)	*-0	2	*-3	5	*-7	7	*-8	10	11
2	EDWARDS C / PHILLIPS A (WAL)	*-0	1	*-3	4	*-5	6	*-6	7	*-7
	HUMPHREYS C / QUASHIE A (TTO)	0	*-1	1	*-2	3	*-4	6	*-7	9
3	EDWARDS C / PHILLIPS A (WAL)	0	*-1	3	*-4	5	*-7	7	*-8	8
	HUMPHREYS C / QUASHIE A (TTO)	*-0	1	*-1	2	*-3	3	*-5	6	*-8
4	EDWARDS C / PHILLIPS A (WAL)	0	1	*-1	2	*-4	6	*-8	10	11
	HUMPHREYS C / QUASHIE A (TTO)	0	*-1	3	*-4	4	*-4	4	*-4	*-4
5	EDWARDS C / PHILLIPS A (WAL)	0	*-2	4	*-5	5	*-6	8	*-8	9
	HUMPHREYS C / QUASHIE A (TTO)	*-0	0	*-0	1	*-3	4	*-4	6	*-7

#### NOTES

"\*-." denotes first player of pair is server, "-\*." denotes second player of pair is server. The "Greatest deficit overcome" only applies when the pair ends up winning the game.

#### LEGEND

**XD** Mixed Doubles



## Match Results

**RANASINGHA Udaya (SRI) 3-1 RAMEEZ Muhammad (PAK)**  
**WARUSAWITHANA Erandi BABAR Farwa**

Game Summary		Match	Game 1	Game 2	Game 3	Game 4	Game 5
RANASINGHA U / WARUSAWITHANA E	SRI	3	11	10	11	11	
RAMEEZ Muhammad / BABAR F	PAK	1	1	12	5	3	
Duration:		18min	3 min	5 min	4 min	3 min	

Match No : XD46 Table : 9

Umpires : JUTLE Harry (ENG) SAVVA Andreas (CYP)

Player Statistics	RANASINGHA U / WARUSAWITHANA E (SRI)					Match	RAMEEZ M / BABAR F (PAK)					Match
	Game						Game					
	1	2	3	4	5		1	2	3	4	5	
Points won	11	10	11	11		43	1	12	5	3		21
Biggest lead	10	3	6	8		10	-	3	-	-		3
Points won on own serve	6	7	5	6		24	1	8	2	1		12
Points lost on own serve	0	4	3	2		9	5	3	5	5		18
Most consecutive points won	9	5	4	8		9	1	5	2	1		5
Greatest deficit overcome	-	-	-	-		-	-	3	-	-		3
Handedness/Grip	Right/Shakehand - Right/Shakehand						Right/Shakehand - Right/Shakehand					

### Game Progress

1	RANASINGHA U / WARUSAWITHANA E (SRI)	0	*-2	4	*-6	8	*-9	11						
	RAMEEZ M / BABAR F (PAK)	-*0	0	*-0	0	*-0	1	1						
2	RANASINGHA U / WARUSAWITHANA E (SRI)	-*0	2	*-3	3	*-3	5	*-5	6	-*8	10	*-10	10	10
	RAMEEZ M / BABAR F (PAK)	0	*-0	1	*-3	5	*-5	7	-*8	8	*-8	10	*-11	12
3	RANASINGHA U / WARUSAWITHANA E (SRI)	0	*-2	3	*-4	5	*-6	7	*-9	11				
	RAMEEZ M / BABAR F (PAK)	0	0	*-1	2	*-3	4	*-5	5	5				
4	RANASINGHA U / WARUSAWITHANA E (SRI)	*-0	2	*-4	6	*-8	9	*-10	11					
	RAMEEZ M / BABAR F (PAK)	0	-*0	0	*-0	0	*-1	2	3					

### NOTES

"\*-." denotes first player of pair is server, "-\*" denotes second player of pair is server. The "Greatest deficit overcome" only applies when the pair ends up winning the game.

### LEGEND

**XD** Mixed Doubles



## Match Results

**MUTAMBUZE Paul Moody (UGA) 3-0 SAUL Samuel (VAN)**  
**NATUNGA Ludia Magandlen ABEL Roanna**

Game Summary		Match	Game 1	Game 2	Game 3	Game 4	Game 5
MUTAMBUZE PM / NATUNGA LM	UGA	3	11	11	11		
SAUL Samuel / ABEL R	VAN	0	6	7	7		
Duration:		16min	5 min	5 min	4 min		

Match No : XD47 Table : 10  
Umpires : GOUGH David (ENG) DZIOBA Greg (CAN)

Player Statistics	MUTAMBUZE PM / NATUNGA LM (UGA)					Match	SAUL S / ABEL R (VAN)					Match
	Game						Game					
	1	2	3	4	5		1	2	3	4	5	
Points won	11	11	11			33	6	7	7			20
Biggest lead	5	4	8			8	1	-	-			1
Points won on own serve	5	7	4			16	3	4	3			10
Points lost on own serve	3	3	4			10	6	4	6			16
Most consecutive points won	4	3	5			5	2	3	3			3
Greatest deficit overcome	1	-	-			1	-	-	-			-
Handedness/Grip	/Shakehand - /Shakehand						/Shakehand - /Shakehand					

### Game Progress

1	MUTAMBUZE PM / NATUNGA LM (UGA)	0	*-1	2	*-4	5	*-5	7	*-9	10	11
	SAUL S / ABEL R (VAN)	*-0	1	*-2	2	*-3	5	*-5	5	*-6	6
2	MUTAMBUZE PM / NATUNGA LM (UGA)	*-0	2	*-2	4	*-5	5	*-7	8	*-9	11
	SAUL S / ABEL R (VAN)	0	*-0	2	*-2	3	*-5	5	*-6	7	7
3	MUTAMBUZE PM / NATUNGA LM (UGA)	0	*-2	4	*-5	7	*-9	9	*-10	10	11
	SAUL S / ABEL R (VAN)	0	0	*-0	1	*-1	1	*-3	4	*-6	7

### NOTES

"\*-." denotes first player of pair is server, "-\*" denotes second player of pair is server. The "Greatest deficit overcome" only applies when the pair ends up winning the game.

### LEGEND

**XD** Mixed Doubles





## Match Results

**SULTAN Godfrey (SEY) 3-1 MUTURI Peter (KEN)**  
**BENSTRONG Anniesa THAKKAR Sejal Dipan**

Game Summary		Match	Game 1	Game 2	Game 3	Game 4	Game 5
<b>SULTAN Godfrey / BENSTRONG A</b>	<b>SEY</b>	<b>3</b>	11	7	11	11	
MUTURI Peter / THAKKAR SD	KEN	1	5	11	7	5	
Duration:		<b>18min</b>	3 min	6 min	4 min	4 min	

Match No : XD50 Table : 5

Umpires : CHIN Kenny (MAS) HOUSTON Sinclair (SCO)

Player Statistics	SULTAN G / BENSTRONG A (SEY)					Match	MUTURI P / THAKKAR SD (KEN)					Match
	Game						Game					
	1	2	3	4	5		1	2	3	4	5	
Points won	11	7	11	11		<b>40</b>	5	11	7	5		<b>28</b>
Biggest lead	6	2	4	6		<b>6</b>	2	4	-	-		<b>4</b>
Points won on own serve	5	2	6	6		<b>19</b>	2	3	5	3		<b>13</b>
Points lost on own serve	3	8	2	2		<b>15</b>	6	5	4	5		<b>20</b>
Most consecutive points won	5	3	3	4		<b>5</b>	2	4	2	3		<b>4</b>
Greatest deficit overcome	2	-	-	-		<b>2</b>	-	2	-	-		<b>2</b>
Handedness/Grip	Right/Shakehand - Left/Shakehand						/Shakehand - /Shakehand					

### Game Progress

1	<b>SULTAN G / BENSTRONG A (SEY)</b>	0	*-1	1	*-3	4	*-6	8	*-9	<b>11</b>	
	MUTURI P / THAKKAR SD (KEN)	*-0	1	*-3	3	*-4	4	*-4	5	<b>5</b>	
2	<b>SULTAN G / BENSTRONG A (SEY)</b>	*-0	1	*-3	3	*-3	4	*-5	5	*-7	<b>7</b>
	<b>MUTURI P / THAKKAR SD (KEN)</b>	0	*-1	1	*-3	5	*-6	7	*-9	9	<b>11</b>
3	<b>SULTAN G / BENSTRONG A (SEY)</b>	0	*-2	3	*-4	5	*-5	7	*-8	10	<b>11</b>
	MUTURI P / THAKKAR SD (KEN)	0	0	*-1	2	*-3	5	*-5	6	*-6	<b>7</b>
4	<b>SULTAN G / BENSTRONG A (SEY)</b>	*-0	2	*-3	5	*-6	6	*-7	9	<b>11</b>	
	MUTURI P / THAKKAR SD (KEN)	0	*-0	1	*-1	2	*-4	5	*-5	<b>5</b>	

### NOTES

"\*-." denotes first player of pair is server, "-\*" denotes second player of pair is server. The "Greatest deficit overcome" only applies when the pair ends up winning the game.

### LEGEND

**XD** Mixed Doubles



## Match Results

**DUNLEY Foo (MAS) 3-0 RESTURE Alan (TUV)**  
**SOCK KHIM Ng RESTURE Kaimalie**

Game Summary		Match	Game 1	Game 2	Game 3	Game 4	Game 5
DUNLEY Foo / NG S K	MAS	3	11	11	11		
RESTURE Alan / RESTURE K	TUV	0	3	2	4		
Duration:		9min	3 min	2 min	3 min		

Match No : XD51 Table : 8

Umpires : PETERS John (NGR) JACKSON Brian (ENG)

Player Statistics	DUNLEY / NG S K (MAS)					Match	RESTURE A / RESTURE K (TUV)					Match
	Game						Game					
	1	2	3	4	5		1	2	3	4	5	
Points won	11	11	11			33	3	2	4			9
Biggest lead	8	9	7			9	-	-	-			-
Points won on own serve	8	6	6			20	3	2	2			7
Points lost on own serve	0	0	2			2	3	5	5			13
Most consecutive points won	4	4	6			6	1	1	3			3
Greatest deficit overcome	-	-	-			-	-	-	-			-
Handedness/Grip	Right/Shakehand - Right/Shakehand						/Shakehand - /Shakehand					

### Game Progress

1	DUNLEY / NG S K (MAS)	*-0	2	*-3	5	*-6	8	*-9	11	
	RESTURE A / RESTURE K (TUV)	0	*-0	1	*-1	2	*-2	3	3	
2	DUNLEY / NG S K (MAS)	0	*-2	4	*-5	7	*-8	10	11	
	RESTURE A / RESTURE K (TUV)	*-0	0	*-0	1	*-1	2	*-2	2	
3	DUNLEY / NG S K (MAS)	*-0	2	*-4	6	*-6	7	*-9	10	11
	RESTURE A / RESTURE K (TUV)	0	*-0	0	*-0	2	*-3	3	*-4	4

### NOTES

"\*-." denotes first player of pair is server, "-\*" denotes second player of pair is server. The "Greatest deficit overcome" only applies when the pair ends up winning the game.

### LEGEND

**XD** Mixed Doubles



---

## Match Results

**MATLHATSI Thobo (BOT) W/O**      LEWIS Idi (GUY)  
**BUTALE Boitshwarelo**              BLAKE Jody-Ann

Game Summary		Match
MATLHATSI T / BUTALE B	BOT	W/O
LEWIS I / BLAKE JA	GUY	

Match No : XD55    Table : 2

Umpires : REID Lynda (ENG) MUDIBO Andrew (KEN)

**LEGEND**

**W/O** Walkover



## Match Results

**WILSON Aaron (TTO) 3-0 WATSON Kane (JAM)**  
**SPICER Catherine FOSTER Yvonne**

Game Summary		Match	Game 1	Game 2	Game 3	Game 4	Game 5
WILSON Aaron / SPICER C	TTO	3	11	11	11		
WATSON Kane / FOSTER Y	JAM	0	9	9	7		
Duration:		15min	4 min	5 min	4 min		

Match No : XD58 Table : 9

Umpires : HO Roger (SIN) JUTLE Harry (ENG)

Player Statistics	WILSON A / SPICER C (TTO)					Match	WATSON K / FOSTER Y (JAM)					Match
	Game						Game					
	1	2	3	4	5		1	2	3	4	5	
Points won	11	11	11			33	9	9	7			25
Biggest lead	2	2	4			4	5	3	2			5
Points won on own serve	6	5	4			15	5	4	3			12
Points lost on own serve	4	5	4			13	5	6	7			18
Most consecutive points won	4	4	3			4	3	3	2			3
Greatest deficit overcome	5	3	2			5	-	-	-			-
Handedness/Grip	Right/Shakehand - Right/Shakehand						/Shakehand - /Shakehand					

### Game Progress

1	<b>WILSON A / SPICER C (TTO)</b>	0	*-0	1	*-1	2	*-3	4	*-6	7	*-9	11
	WATSON K / FOSTER Y (JAM)	*-0	2	*-3	5	*-6	7	*-8	8	*-9	9	9
2	<b>WILSON A / SPICER C (TTO)</b>	*-0	0	*-1	2	*-3	5	*-5	7	*-9	9	11
	WATSON K / FOSTER Y (JAM)	0	*-2	3	*-4	5	*-5	7	*-7	7	*-9	9
3	<b>WILSON A / SPICER C (TTO)</b>	0	*-0	1	*-3	4	*-5	6	*-8	9	11	
	WATSON K / FOSTER Y (JAM)	*-0	2	*-3	3	*-4	5	*-6	6	*-7	7	

### NOTES

"\*-." denotes first player of pair is server, "-\*" denotes second player of pair is server. The "Greatest deficit overcome" only applies when the pair ends up winning the game.

### LEGEND

**XD** Mixed Doubles



## Match Results

**DESHAPPRIYA Dinesh (SRI) 3-0 MEA Boe (PNG)**  
**PIUMILA Hansani LOI Maryanne**

Game Summary		Match	Game 1	Game 2	Game 3	Game 4	Game 5
DESHAPPRIYA Dinesh / PIUMILA H	SRI	3	11	11	11		
MEA Boe / LOI M	PNG	0	3	3	7		
Duration:		11min	3 min	3 min	4 min		

Match No : XD59 Table : 10

Umpires : ARINYE Cecilia (NGR) GOUGH David (ENG)

Player Statistics	DESHAPPRIYA D / PIUMILA H (SRI)					Match	MEA B / LOI M (PNG)					Match
	Game						Game					
	1	2	3	4	5		1	2	3	4	5	
Points won	11	11	11			33	3	3	7			13
Biggest lead	8	8	5			8	1	-	-			1
Points won on own serve	6	8	5			19	3	3	4			10
Points lost on own serve	0	0	3			3	5	3	5			13
Most consecutive points won	8	6	4			8	1	2	2			2
Greatest deficit overcome	1	-	-			1	-	-	-			-
Handedness/Grip	Right/Shakehand - Right/Shakehand						Right/Shakehand - Right/Shakehand					

### Game Progress

1	DESHAPPRIYA D / PIUMILA H (SRI)	0	*-1	3	*-5	7	*-8	10	11		
	MEA B / LOI M (PNG)	*-0	1	*-1	1	*-1	2	*-2	3		
2	DESHAPPRIYA D / PIUMILA H (SRI)	*-0	2	*-4	6	*-6	8	*-9	11		
	MEA B / LOI M (PNG)	0	*-0	0	*-0	2	*-2	3	3		
3	DESHAPPRIYA D / PIUMILA H (SRI)	0	*-1	2	*-4	6	*-6	7	*-9	10	11
	MEA B / LOI M (PNG)	0	1	*-2	2	*-2	4	*-5	5	*-6	7

### NOTES

"\*-." denotes first player of pair is server, "-\*" denotes second player of pair is server. The "Greatest deficit overcome" only applies when the pair ends up winning the game.

### LEGEND

**XD** Mixed Doubles



## Match Results

**SHING Yoshua (VAN) 3-1 CHAN YOOK FO Billy (MRI)**  
**LULU Anolyn WONG YUEN KWONG Deborah**

Game Summary		Match	Game 1	Game 2	Game 3	Game 4	Game 5
SHING Yoshua / LULU A	VAN	3	11	11	7	11	
CHAN YOOK FO B / WONG YUEN KWON	MRI	1	6	6	11	9	
Duration:		21min	4 min	4 min	4 min	5 min	

Match No : XD63 Table : 1

Umpires : CURTIS Neil (ENG) TITUS Denver (RSA)

Player Statistics	SHING Y / LULU A (VAN)					Match	CHAN YOOK FO B / WONG YUEN KWONG D (MRI)					Match
	Game						Game					
	1	2	3	4	5		1	2	3	4	5	
Points won	11	11	7	11		40	6	6	11	9		32
Biggest lead	5	5	1	3		5	1	-	5	-		5
Points won on own serve	5	5	4	7		21	3	2	7	6		18
Points lost on own serve	3	4	4	3		14	6	6	3	4		19
Most consecutive points won	4	4	2	3		4	3	2	6	2		6
Greatest deficit overcome	1	-	-	-		1	-	-	1	-		1
Handedness/Grip	/Shakehand - /Shakehand						Right/Shakehand - Right/Shakehand					

### Game Progress

1	SHING Y / LULU A (VAN)	0	*-1	3	*-3	4	*-6	7	*-9	10	11	
	CHAN YOOK FO B / WONG YUEN KWONG D (MRI)	*-0	1	*-1	3	*-4	4	*-5	5	*-6	6	
2	SHING Y / LULU A (VAN)	*-0	2	*-4	5	*-6	7	*-8	8	*-10	11	
	CHAN YOOK FO B / WONG YUEN KWONG D (MRI)	0	*-0	0	*-1	2	*-3	4	*-6	6	6	
3	SHING Y / LULU A (VAN)	0	*-1	1	*-1	2	*-3	5	*-5	6	7	
	CHAN YOOK FO B / WONG YUEN KWONG D (MRI)	*-0	1	*-3	5	*-6	7	*-7	9	*-10	11	
4	SHING Y / LULU A (VAN)	*-0	2	*-2	3	*-4	6	*-7	8	*-9	10	11
	CHAN YOOK FO B / WONG YUEN KWONG D (MRI)	0	*-0	2	*-3	4	*-4	5	*-6	7	*-8	9

### NOTES

"\*-." denotes first player of pair is server, "-\*" denotes second player of pair is server. The "Greatest deficit overcome" only applies when the pair ends up winning the game.

### LEGEND

**XD** Mixed Doubles



## Match Results

**ZHAN Jian (SIN) 3-0 SAM Bernard (GHA)**  
**FENG Tianwei ADOM AMANKWAA Maren**

Game Summary		Match	Game 1	Game 2	Game 3	Game 4	Game 5
ZHAN Jian / FENG T	SIN	3	11	11	11		
SAM Bernard / ADOM AMANKWAA M	GHA	0	4	7	2		
Duration:		12min	3 min	4 min	3 min		

Match No : XD65 Table : 3

Umpires : FOOTE Ben (GGY) MERCER Alexander (ENG)

Player Statistics	ZHAN J / FENG T (SIN)					Match	SAM B / ADOM AMANKWAA M (GHA)					Match
	Game						Game					
	1	2	3	4	5		1	2	3	4	5	
Points won	11	11	11			33	4	7	2			13
Biggest lead	7	4	9			9	-	1	-			1
Points won on own serve	6	6	5			17	3	3	1			7
Points lost on own serve	1	4	1			6	5	5	5			15
Most consecutive points won	6	3	6			6	2	2	1			2
Greatest deficit overcome	-	1	-			1	-	-	-			-
Handedness/Grip	Right/Shakehand - Right/Shakehand						/Shakehand - /Shakehand					

### Game Progress

1	ZHAN J / FENG T (SIN)	0	*-1	3	*-4	5	*-6	8	*-10	11	
	SAM B / ADOM AMANKWAA M (GHA)	*-0	1	*-1	2	*-3	4	*-4	4	4	
2	ZHAN J / FENG T (SIN)	*-0	2	*-2	3	*-4	5	*-7	8	*-10	11
	SAM B / ADOM AMANKWAA M (GHA)	0	*-0	2	*-3	4	*-5	5	*-6	6	7
3	ZHAN J / FENG T (SIN)	0	*-2	4	*-5	7	*-9	10	11		
	SAM B / ADOM AMANKWAA M (GHA)	0	0	*-0	1	*-1	1	*-2	2		

### NOTES

"\*-." denotes first player of pair is server, "-\*" denotes second player of pair is server. The "Greatest deficit overcome" only applies when the pair ends up winning the game.

### LEGEND

**XD** Mixed Doubles



## Match Results

**IBRAHIM Muhd Shakirin (MAS) 3-0 ESTHER Nicholas (SEY)**  
**LEE WEI Beh SINON Laura**

Game Summary		Match	Game 1	Game 2	Game 3	Game 4	Game 5
<b>IBRAHIM Muhd Shakirin / BEH L W</b>	<b>MAS</b>	<b>3</b>	11	11	11		
ESTHER Nicholas / SINON L	SEY	0	3	4	7		
Duration:		<b>10min</b>	3 min	3 min	3 min		

Match No : XD66 Table : 4

Umpires : HOPKINS Alan (AUS) KNOWLES Kathleen (SCO)

Player Statistics	SHAKIRIN / BEH L W (MAS)					Match	ESTHER N / SINON L (SEY)					Match
	Game						Game					
	1	2	3	4	5		1	2	3	4	5	
Points won	11	11	11			<b>33</b>	3	4	7			<b>14</b>
Biggest lead	8	7	5			<b>8</b>	-	-	1			<b>1</b>
Points won on own serve	7	6	5			<b>18</b>	2	3	2			<b>7</b>
Points lost on own serve	1	1	4			<b>6</b>	4	5	6			<b>15</b>
Most consecutive points won	5	5	3			<b>5</b>	1	2	2			<b>2</b>
Greatest deficit overcome	-	-	1			<b>1</b>	-	-	-			<b>-</b>
Handedness/Grip	Right/Shakehand - Right/Shakehand						Right/Shakehand - Right/Shakehand					

### Game Progress

1	<b>SHAKIRIN / BEH L W (MAS)</b>	-*0	2	*-3	5	*-6	8	*-10	<b>11</b>		
	ESTHER N / SINON L (SEY)	0	-*0	1	*-1	2	-*2	2	<b>3</b>		
2	<b>SHAKIRIN / BEH L W (MAS)</b>	0	-*2	4	*-5	7	-*7	8	*-10	<b>11</b>	
	ESTHER N / SINON L (SEY)	-*0	0	*-0	1	-*1	3	*-4	4	<b>4</b>	
3	<b>SHAKIRIN / BEH L W (MAS)</b>	0	1	*-2	3	*-5	6	*-8	9	*-10	<b>11</b>
	ESTHER N / SINON L (SEY)	0	-*1	2	*-3	3	-*4	4	*-5	6	<b>7</b>

### NOTES

"\*-" denotes first player of pair is server, "-\*" denotes second player of pair is server. The "Greatest deficit overcome" only applies when the pair ends up winning the game.

### LEGEND

**XD** Mixed Doubles





## Match Results

**ROBINSON Ashley (NIR) 3-1 FRANKLIN Christopher (GUY)**  
**GIVAN Ashley EDGHILL Chelsea**

Game Summary		Match	Game 1	Game 2	Game 3	Game 4	Game 5
<b>ROBINSON Ashley / GIVAN A</b>	<b>NIR</b>	<b>3</b>	11	11	3	11	
FRANKLIN Christopher / EDGHILL C	GUY	1	6	6	11	2	
Duration:		<b>18min</b>	4 min	4 min	3 min	4 min	

Match No : XD67 Table : 3

Umpires : COCHRANE Dave (ENG) FRASER Margot (ENG)

Player Statistics	ROBINSON A / GIVAN A (NIR)					Match	FRANKLIN C / EDGHILL C (GUY)					Match
	Game						Game					
	1	2	3	4	5		1	2	3	4	5	
Points won	11	11	3	11		<b>36</b>	6	6	11	2		<b>25</b>
Biggest lead	5	5	-	9		<b>9</b>	-	3	8	1		<b>8</b>
Points won on own serve	5	6	2	6		<b>19</b>	3	3	6	1		<b>13</b>
Points lost on own serve	3	3	4	1		<b>11</b>	6	5	1	5		<b>17</b>
Most consecutive points won	3	5	1	6		<b>6</b>	2	2	6	1		<b>6</b>
Greatest deficit overcome	-	3	-	1		<b>3</b>	-	-	-	-		<b>-</b>
Handedness/Grip	Right/Shakehand - Right/Shakehand						Right/Shakehand - Right/Shakehand					

### Game Progress

1	<b>ROBINSON A / GIVAN A (NIR)</b>	0	*-1	3	*-4	5	*-6	7	*-9	10	<b>11</b>
	FRANKLIN C / EDGHILL C (GUY)	*-0	1	*-1	2	*-3	4	*-5	5	*-6	<b>6</b>
2	<b>ROBINSON A / GIVAN A (NIR)</b>	*-0	0	*-1	2	*-4	6	*-7	9	*-10	<b>11</b>
	FRANKLIN C / EDGHILL C (GUY)	0	*-2	3	*-4	4	*-4	5	*-5	6	<b>6</b>
3	<b>ROBINSON A / GIVAN A (NIR)</b>	0	*-0	0	*-0	1	*-2	3	<b>3</b>		
	<b>FRANKLIN C / EDGHILL C (GUY)</b>	0	2	*-4	6	*-7	8	*-9	<b>11</b>		
4	<b>ROBINSON A / GIVAN A (NIR)</b>	*-0	1	*-3	5	*-6	8	*-10	<b>11</b>		
	FRANKLIN C / EDGHILL C (GUY)	0	*-1	1	*-1	2	*-2	2	<b>2</b>		

### NOTES

"\*-." denotes first player of pair is server, "-\*" denotes second player of pair is server. The "Greatest deficit overcome" only applies when the pair ends up winning the game.

### LEGEND

**XD** Mixed Doubles



## Match Results

**ARUNA Quadri (NGR) 3-0 TOMLINSON Simon (JAM)**  
**OSHONAIKE Olufunke CLARE Shenique**

Game Summary		Match	Game 1	Game 2	Game 3	Game 4	Game 5
ARUNA Quadri / OSHONAIKE O	NGR	3	11	12	11		
TOMLINSON Simon / CLARE S	JAM	0	6	10	9		
Duration:		15min	4 min	5 min	4 min		

Match No : XD68 Table : 4

Umpires : EDWARDS David (ENG) CHAN Gregory (CAN)

Player Statistics	ARUNA Q / OSHONAIKE O (NGR)					Match	TOMLINSON S / CLARE S (JAM)					Match
	Game						Game					
	1	2	3	4	5		1	2	3	4	5	
Points won	11	12	11			34	6	10	9			25
Biggest lead	5	2	4			5	3	2	3			3
Points won on own serve	5	5	4			14	2	4	4			10
Points lost on own serve	4	6	5			15	6	7	6			19
Most consecutive points won	5	3	4			5	2	3	4			4
Greatest deficit overcome	3	2	3			3	-	-	-			-
Handedness/Grip	/Shakehand - /						/Shakehand - /Shakehand					

### Game Progress

1	ARUNA Q / OSHONAIKE O (NGR)	-*0	0	*-1	2	-*4	5	*-6	8	-*10	11			
	TOMLINSON S / CLARE S (JAM)	0	-*2	3	*-4	4	-*5	6	*-6	6	6			
2	ARUNA Q / OSHONAIKE O (NGR)	0	-*1	2	*-3	4	-*4	5	*-7	7	-*9	10	*-11	12
	TOMLINSON S / CLARE S (JAM)	-*0	1	*-2	3	-*4	6	*-7	7	-*9	9	-*10	10	10
3	ARUNA Q / OSHONAIKE O (NGR)	0	1	*-1	2	-*3	5	*-7	8	-*10	10	11		
	TOMLINSON S / CLARE S (JAM)	0	-*1	3	*-4	5	-*5	5	*-6	6	-*8	9		

### NOTES

"\*-." denotes first player of pair is server, "-\*" denotes second player of pair is server. The "Greatest deficit overcome" only applies when the pair ends up winning the game.

### LEGEND

**XD** Mixed Doubles



## Match Results

**GHOSH Soumyajit (IND) 3-0 KHURSHID Tabish (PAK)**  
**GHATAK Poulomi SHEIKH Abeera**

Game Summary		Match	Game 1	Game 2	Game 3	Game 4	Game 5
<b>GHOSH Soumyajit / GHATAK P</b>	IND	<b>3</b>	11	11	11		
<b>KHURSHID Tabish / SHEIKH A</b>	PAK	<b>0</b>	8	5	4		
Duration:		<b>11min</b>	4 min	3 min	3 min		

Match No : XD69 Table : 5

Umpires : MACKEY John (ENG) CHIN Kenny (MAS)

Player Statistics	GHOSH S / GHATAK P (IND)					Match	KHURSHID T / SHEIKH A (PAK)					Match
	Game						Game					
	1	2	3	4	5		1	2	3	4	5	
Points won	11	11	11			<b>33</b>	8	5	4			<b>17</b>
Biggest lead	3	6	7			<b>7</b>	2	-	-			<b>2</b>
Points won on own serve	6	6	4			<b>16</b>	5	3	1			<b>9</b>
Points lost on own serve	3	2	3			<b>8</b>	5	5	7			<b>17</b>
Most consecutive points won	4	4	4			<b>4</b>	2	2	2			<b>2</b>
Greatest deficit overcome	2	-	-			<b>2</b>	-	-	-			<b>-</b>
Handedness/Grip	Right/Shakehand - Right/Shakehand						Right/Shakehand - Right/Shakehand					

### Game Progress

1	<b>GHOSH S / GHATAK P (IND)</b>	0	*-0	2	*-3	4	*-5	6	*-7	8	*-10	<b>11</b>
	<b>KHURSHID T / SHEIKH A (PAK)</b>	*-0	2	*-2	3	*-4	5	*-6	7	*-8	8	<b>8</b>
2	<b>GHOSH S / GHATAK P (IND)</b>	*-0	1	*-3	4	*-5	7	*-7	9	<b>11</b>		
	<b>KHURSHID T / SHEIKH A (PAK)</b>	0	*-1	1	*-2	3	*-3	5	*-5	<b>5</b>		
3	<b>GHOSH S / GHATAK P (IND)</b>	0	*-2	4	*-5	6	*-8	8	*-10	<b>11</b>		
	<b>KHURSHID T / SHEIKH A (PAK)</b>	*-0	0	*-0	1	*-2	2	*-4	4	<b>4</b>		

### NOTES

"\*-." denotes first player of pair is server, "-\*" denotes second player of pair is server. The "Greatest deficit overcome" only applies when the pair ends up winning the game.

### LEGEND

**XD** Mixed Doubles



## Match Results

**WALKER Sam (ENG) 3-0 DOWELL Mark-Anthony (BAR)**  
**le FEVRE Karina RILEY Anthonette**

Game Summary		Match	Game 1	Game 2	Game 3	Game 4	Game 5
<b>WALKER Sam / le FEVRE K</b>	<b>ENG</b>	<b>3</b>	11	11	11		
DOWELL Mark-Anthony / RILEY A	BAR	0	7	5	8		
Duration:		<b>18min</b>	5 min	4 min	6 min		

Match No : XD70 Table : 6

Umpires : MADHOSINGH Chandra (CAN) WILLIAMSON Bob (ENG)

Player Statistics	WALKER S / le FEVRE K (ENG)					Match	DOWELL MA / RILEY A (BAR)					Match
	Game						Game					
	1	2	3	4	5		1	2	3	4	5	
Points won	11	11	11			<b>33</b>	7	5	8			<b>20</b>
Biggest lead	4	6	3			<b>6</b>	-	-	-			-
Points won on own serve	7	6	5			<b>18</b>	6	3	4			<b>13</b>
Points lost on own serve	1	2	4			<b>7</b>	4	5	6			<b>15</b>
Most consecutive points won	4	4	2			<b>4</b>	2	3	2			<b>3</b>
Greatest deficit overcome	-	-	-			-	-	-	-			-
Handedness/Grip	Right/Shakehand - Right/Shakehand						Right/Shakehand - Right/Shakehand					

### Game Progress

1	<b>WALKER S / le FEVRE K (ENG)</b>	0	*-1	3	*-5	6	*-6	8	*-8	10	<b>11</b>	
	DOWELL MA / RILEY A (BAR)	*-0	1	*-1	1	*-2	4	*-4	6	*-6	<b>7</b>	
2	<b>WALKER S / le FEVRE K (ENG)</b>	*-0	1	*-3	5	*-6	8	*-8	9	<b>11</b>		
	DOWELL MA / RILEY A (BAR)	0	*-1	1	*-1	2	*-2	4	*-5	<b>5</b>		
3	<b>WALKER S / le FEVRE K (ENG)</b>	0	*-1	3	*-4	4	*-6	7	*-8	9	*-10	<b>11</b>
	DOWELL MA / RILEY A (BAR)	*-0	1	*-1	2	*-4	4	*-5	6	*-7	8	<b>8</b>

### NOTES

"\*-." denotes first player of pair is server, "-\*" denotes second player of pair is server. The "Greatest deficit overcome" only applies when the pair ends up winning the game.

### LEGEND

**XD** Mixed Doubles



## Match Results

**SIRISENA Rohan (SRI) 3-0 DOHERTY Sean (SCO)**  
**MADURANGI Ishara WHITAKER Corinna**

Game Summary		Match	Game 1	Game 2	Game 3	Game 4	Game 5
SIRISENA Rohan / MADURANGI I	SRI	3	11	11	11		
DOHERTY Sean / WHITAKER C	SCO	0	5	5	6		
Duration:		17min	4 min	4 min	5 min		

Match No : XD71 Table : 2

Umpires : PURCELL Tom (ENG) NEELAKANTA IYER Ganeshan (IND)

Player Statistics	SIRISENA R / MADURANGI I (SRI)					Match	DOHERTY S / WHITAKER C (SCO)					Match
	Game						Game					
	1	2	3	4	5		1	2	3	4	5	
Points won	11	11	11			33	5	5	6			16
Biggest lead	6	7	5			7	1	1	1			1
Points won on own serve	6	5	7			18	3	2	4			9
Points lost on own serve	2	3	2			7	5	6	4			15
Most consecutive points won	6	6	5			6	3	2	3			3
Greatest deficit overcome	1	1	1			1	-	-	-			-
Handedness/Grip	Right/Shakehand - Right/Shakehand						Right/Shakehand - Right/Shakehand					

### Game Progress

1	SIRISENA R / MADURANGI I (SRI)	-*0	1	*-2	4	-*6	7	*-7	9	11	
	DOHERTY S / WHITAKER C (SCO)	0	-*1	2	*-2	2	-*3	5	*-5	5	
2	SIRISENA R / MADURANGI I (SRI)	0	-*1	3	*-5	6	-*8	9	*-10	11	
	DOHERTY S / WHITAKER C (SCO)	-*0	1	*-1	1	-*2	2	*-3	4	5	
3	SIRISENA R / MADURANGI I (SRI)	-*0	1	*-2	4	-*5	6	*-6	8	-*10	11
	DOHERTY S / WHITAKER C (SCO)	0	-*1	2	*-2	3	-*4	6	*-6	6	6

### NOTES

"\*-" denotes first player of pair is server, "-\*" denotes second player of pair is server. The "Greatest deficit overcome" only applies when the pair ends up winning the game.

### LEGEND

**XD** Mixed Doubles



## Match Results

**HENZELL William (AUS) 3-0 JACKSON Peter (NZL)**  
**MIAO Miao SUN Yang**

Game Summary		Match	Game 1	Game 2	Game 3	Game 4	Game 5
HENZELL William / MIAO M	AUS	3	12	11	11		
JACKSON Peter / SUN Y	NZL	0	10	9	4		
Duration:		20min	7 min	6 min	5 min		

Match No : XD72 Table : 1

Umpires : TONGE Karen (ENG) BROWN C (SCO)

Player Statistics	HENZELL W / MIAO M (AUS)					Match	JACKSON P / SUN Y (NZL)					Match
	Game						Game					
	1	2	3	4	5		1	2	3	4	5	
Points won	12	11	11			34	10	9	4			23
Biggest lead	2	2	7			7	2	3	1			3
Points won on own serve	6	6	6			18	5	5	3			13
Points lost on own serve	5	4	1			10	6	5	5			16
Most consecutive points won	3	5	5			5	3	4	1			4
Greatest deficit overcome	2	3	1			3	-	-	-			-
Handedness/Grip	Right/Shakehand - Right/Shakehand						Left/Shakehand - Right/Shakehand					

### Game Progress

1	HENZELL W / MIAO M (AUS)	0	*-1	1	*-2	4	*-5	6	*-7	9	*-10	10	*-11	12
	JACKSON P / SUN Y (NZL)	*-0	1	*-3	4	*-4	5	*-6	7	*-7	8	*-10	10	10
2	HENZELL W / MIAO M (AUS)	*-0	1	*-2	2	*-3	5	*-5	6	*-7	9	11		
	JACKSON P / SUN Y (NZL)	0	*-1	2	*-4	5	*-5	7	*-8	9	*-9	9		
3	HENZELL W / MIAO M (AUS)	0	*-1	2	*-3	5	*-6	8	*-10	11				
	JACKSON P / SUN Y (NZL)	*-0	1	*-2	3	*-3	4	*-4	4	4				

### NOTES

"\*-." denotes first player of pair is server, "-\*" denotes second player of pair is server. The "Greatest deficit overcome" only applies when the pair ends up winning the game.

### LEGEND

**XD** Mixed Doubles



## Match Results

**PITCHFORD Liam (ENG) 3-0 LULU Ham (VAN)**  
**HO Tin-Tin MATARIKI Pareina**

Game Summary		Match	Game 1	Game 2	Game 3	Game 4	Game 5
PITCHFORD Liam / HO TT	ENG	3	11	11	11		
LULU Ham / MATARIKI P	VAN	0	4	3	3		
Duration:		11min	3 min	3 min	3 min		

Match No : XD73 Table : 7

Umpires : le PAGE Tim (GGY) BROWN David (ENG)

Player Statistics	PITCHFORD L / HO TT (ENG)					Match	LULU H / MATARIKI P (VAN)					Match
	Game						Game					
	1	2	3	4	5		1	2	3	4	5	
Points won	11	11	11			33	4	3	3			10
Biggest lead	7	8	8			8	1	1	-			1
Points won on own serve	5	6	5			16	2	1	2			5
Points lost on own serve	2	2	1			5	6	5	6			17
Most consecutive points won	5	9	5			9	2	2	2			2
Greatest deficit overcome	1	1	-			1	-	-	-			-
Handedness/Grip	Right/Shakehand - Right/Shakehand						/Shakehand - /Shakehand					

### Game Progress

1	PITCHFORD L / HO TT (ENG)	0	*1	2	*4	5	*7	9	*10	11
	LULU H / MATARIKI P (VAN)	*0	1	*2	2	*3	3	*3	4	4
2	PITCHFORD L / HO TT (ENG)	*0	1	*2	4	*6	8	*10	11	
	LULU H / MATARIKI P (VAN)	0	*1	2	*2	2	*2	2	3	
3	PITCHFORD L / HO TT (ENG)	0	*1	3	*5	6	*7	9	11	
	LULU H / MATARIKI P (VAN)	*0	1	*1	1	*2	3	*3	3	

### NOTES

"\*-." denotes first player of pair is server, "-\*" denotes second player of pair is server. The "Greatest deficit overcome" only applies when the pair ends up winning the game.

### LEGEND

**XD** Mixed Doubles



## Match Results

**JENKINS Ryan (WAL) 3-0 AKAYADE S (GHA)**  
**CAREY Charlotte BAAH-DANSO Celia**

Game Summary		Match	Game 1	Game 2	Game 3	Game 4	Game 5
JENKINS Ryan / CAREY C	WAL	3	11	11	12		
AKAYADE S / BAAH-DANSO C	GHA	0	6	5	10		
Duration:		13min	4 min	4 min	5 min		

Match No : XD74 Table : 8

Umpires : DUBEY Atul (IND) PETERS John (NGR)

Player Statistics	JENKINS R / CAREY C (WAL)					Match	AKAYADE S / BAAH-DANSO C (GHA)					Match	
	Game						Match	Game					
	1	2	3	4	5			1	2	3	4		5
Points won	11	11	12			34	6	5	10			21	
Biggest lead	5	8	5			8	2	-	1			2	
Points won on own serve	5	5	6			16	3	2	4			9	
Points lost on own serve	3	3	5			11	6	6	6			18	
Most consecutive points won	4	7	4			7	2	3	6			6	
Greatest deficit overcome	2	-	1			2	-	-	-			-	
Handedness/Grip	Right/Shakehand - Left/Shakehand						Right/Shakehand - Right/Shakehand						

### Game Progress

1	JENKINS R / CAREY C (WAL)	0	*-1	2	*-2	4	*-6	7	*-9	10	11			
	AKAYADE S / BAAH-DANSO C (GHA)	*-0	1	*-2	4	*-4	4	*-5	5	*-6	6			
2	JENKINS R / CAREY C (WAL)	*-0	2	*-4	6	*-7	8	*-10	10	11				
	AKAYADE S / BAAH-DANSO C (GHA)	0	*-0	0	*-0	1	*-2	2	*-4	5				
3	JENKINS R / CAREY C (WAL)	0	*-1	3	*-4	5	*-7	8	*-8	8	*-9	10	*-11	12
	AKAYADE S / BAAH-DANSO C (GHA)	0	1	*-1	2	*-3	3	*-4	6	*-8	9	*-10	10	10

### NOTES

"\*-." denotes first player of pair is server, "-\*" denotes second player of pair is server. The "Greatest deficit overcome" only applies when the pair ends up winning the game.

### LEGEND

**XD** Mixed Doubles





## Match Results

**LIU Tengteng (NZL) 3-0 BAND Josh (JEY)**  
**LI Karen le MAISTRE Kelsey**

Game Summary		Match	Game 1	Game 2	Game 3	Game 4	Game 5
LIU Tengteng / LI K	NZL	3	11	11	11		
BAND Josh / le MAISTRE K	JEY	0	8	8	6		
Duration:		16min	5 min	5 min	4 min		

Match No : XD75 Table : 9

Umpires : SAVVA Andreas (CYP) HO Roger (SIN)

Player Statistics	LIU T / LI K (NZL)					Match	BAND J / le MAISTRE K (JEY)					Match
	Game						Game					
	1	2	3	4	5		1	2	3	4	5	
Points won	11	11	11			33	8	8	6			22
Biggest lead	3	4	5			5	-	-	2			2
Points won on own serve	5	5	5			15	4	3	2			9
Points lost on own serve	4	5	3			12	6	6	6			18
Most consecutive points won	3	4	5			5	3	3	2			3
Greatest deficit overcome	-	-	2			2	-	-	-			-
Handedness/Grip	Right/Shakehand - Right/Shakehand						Left/Shakehand - Right/Shakehand					

### Game Progress

1	LIU T / LI K (NZL)	0	*-1	3	*-4	5	*-6	6	*-8	9	*-10	11
	BAND J / le MAISTRE K (JEY)	*-0	1	*-1	2	*-3	4	*-6	6	*-7	8	8
2	LIU T / LI K (NZL)	*-0	2	*-4	4	*-5	6	*-6	7	*-9	10	11
	BAND J / le MAISTRE K (JEY)	0	*-0	0	*-2	3	*-4	6	*-7	7	*-8	8
3	LIU T / LI K (NZL)	0	*-0	2	*-4	5	*-7	8	*-9	10	11	
	BAND J / le MAISTRE K (JEY)	0	2	*-2	2	*-3	3	*-4	5	*-6	6	

### NOTES

"\*-." denotes first player of pair is server, "-\*" denotes second player of pair is server. The "Greatest deficit overcome" only applies when the pair ends up winning the game.

### LEGEND

**XD** Mixed Doubles



## Match Results

**SHETTY Sanil Shankar (IND) 3-0 FARLEY Trevor (BAR)**  
**BATRA Manika FELIX Sherrice**

Game Summary		Match	Game 1	Game 2	Game 3	Game 4	Game 5
<b>SHETTY Sanil Shankar / BATRA M</b>	IND	<b>3</b>	11	11	11		
FARLEY Trevor / FELIX S	BAR	<b>0</b>	2	5	3		
Duration:		<b>11min</b>	3 min	3 min	3 min		

Match No : XD76 Table : 10

Umpires : ROBERTS Averil (AUS) GOULDEN David (ENG)

Player Statistics	SHETTY SS / BATRA M (IND)					Match	FARLEY T / FELIX S (BAR)					Match
	Game						Game					
	1	2	3	4	5		1	2	3	4	5	
Points won	11	11	11			<b>33</b>	2	5	3			<b>10</b>
Biggest lead	9	6	8			<b>9</b>	-	1	-			<b>1</b>
Points won on own serve	7	7	6			<b>20</b>	2	4	2			<b>8</b>
Points lost on own serve	0	1	1			<b>2</b>	4	4	4			<b>12</b>
Most consecutive points won	6	4	5			<b>6</b>	1	2	1			<b>2</b>
Greatest deficit overcome	-	1	-			<b>1</b>	-	-	-			<b>-</b>
Handedness/Grip	Left/Shakehand - Right/Shakehand						Right/Shakehand - Left/Shakehand					

### Game Progress

1	<b>SHETTY SS / BATRA M (IND)</b>	*-0	2	*-3	5	*-6	8	*-10	<b>11</b>	
	FARLEY T / FELIX S (BAR)	0	*-0	1	*-1	2	*-2	2	<b>2</b>	
2	<b>SHETTY SS / BATRA M (IND)</b>	0	*-1	3	*-3	5	*-6	8	*-10	<b>11</b>
	FARLEY T / FELIX S (BAR)	*-0	1	*-1	3	*-3	4	*-4	4	<b>5</b>
3	<b>SHETTY SS / BATRA M (IND)</b>	0	2	*-4	5	*-6	8	*-9	<b>11</b>	
	FARLEY T / FELIX S (BAR)	0	*-0	0	*-1	2	*-2	3	<b>3</b>	

### NOTES

"\*-." denotes first player of pair is server, "-\*" denotes second player of pair is server. The "Greatest deficit overcome" only applies when the pair ends up winning the game.

### LEGEND

**XD** Mixed Doubles



### Match Results

**CHEW Clarence (SIN) 3-0 JAYASINGHE Nirmala (SRI)**  
**LI Isabelle FERNANDO Chamathsara**

Game Summary		Match	Game 1	Game 2	Game 3	Game 4	Game 5
CHEW Clarence / LI I	SIN	3	11	11	11		
JAYASINGHE N / FERNANDO C	SRI	0	2	4	8		
Duration:		12min	3 min	3 min	4 min		

Match No : XD77 Table : 3

Umpires : COCHRANE Dave (ENG) CHAY Winnie (SIN)

Player Statistics	CHEW C / LI I (SIN)					Match	JAYASINGHE N / FERNANDO C (SRI)					Match
	Game						Game					
	1	2	3	4	5		1	2	3	4	5	
Points won	11	11	11			33	2	4	8			14
Biggest lead	9	7	3			9	-	-	2			2
Points won on own serve	4	7	6			17	0	3	5			8
Points lost on own serve	2	1	3			6	7	4	5			16
Most consecutive points won	6	3	5			6	1	1	3			3
Greatest deficit overcome	-	-	2			2	-	-	-			-
Handedness/Grip	Left/Shakehand - Right/Shakehand						Right/Shakehand - Right/Shakehand					

#### Game Progress

1	CHEW C / LI I (SIN)	0	*-2	3	*-5	6	*-8	10	11			
	JAYASINGHE N / FERNANDO C (SRI)	*-0	0	*-1	1	*-2	2	*-2	2			
2	CHEW C / LI I (SIN)	*-0	2	*-3	5	*-6	8	*-9	10	11		
	JAYASINGHE N / FERNANDO C (SRI)	0	*-0	1	*-1	2	*-2	3	*-4	4		
3	CHEW C / LI I (SIN)	0	*-1	2	*-2	4	*-6	7	*-8	9	*-10	11
	JAYASINGHE N / FERNANDO C (SRI)	*-0	1	*-2	4	*-4	4	*-5	6	*-7	8	8

#### NOTES

"\*-." denotes first player of pair is server, "-\*" denotes second player of pair is server. The "Greatest deficit overcome" only applies when the pair ends up winning the game.

#### LEGEND

**XD** Mixed Doubles



## Match Results

MUHAMAD RIZAL Muhamad Ashraf Haiqal (MAS)  
ROU YOU Lee

**3-0** SPENCER Romano (SVG)  
VELOX Unica

Game Summary		Match	Game 1	Game 2	Game 3	Game 4	Game 5
<b>ASHRAF / LEE R Y</b>	<b>MAS</b>	<b>3</b>	11	11	11		
SPENCER Romano / VELOX U	SVG	0	3	7	3		
Duration:		<b>13min</b>	3 min	4 min	4 min		

Match No : XD78 Table : 4

Umpires : CLAXTON Roy (SCO) EDWARDS David (ENG)

Player Statistics	ASHRAF / LEE R Y (MAS)					Match	SPENCER R / VELOX U (SVG)					Match
	Game						Game					
	1	2	3	4	5		1	2	3	4	5	
Points won	11	11	11			<b>33</b>	3	7	3			<b>13</b>
Biggest lead	8	4	8			<b>8</b>	1	1	-			<b>1</b>
Points won on own serve	4	6	4			<b>14</b>	1	3	1			<b>5</b>
Points lost on own serve	2	4	2			<b>8</b>	7	5	6			<b>18</b>
Most consecutive points won	7	5	6			<b>7</b>	1	3	1			<b>3</b>
Greatest deficit overcome	1	1	-			<b>1</b>	-	-	-			<b>-</b>
Handedness/Grip	Right/Shakehand - Right/Shakehand						Right/Shakehand - Right/Shakehand					

### Game Progress

1	<b>ASHRAF / LEE R Y (MAS)</b>	0	*1	2	*4	6	*8	9	<b>11</b>		
	SPENCER R / VELOX U (SVG)	*0	1	*2	2	*2	2	*3	<b>3</b>		
2	<b>ASHRAF / LEE R Y (MAS)</b>	*0	1	*2	3	*5	6	*6	7	*9	<b>11</b>
	SPENCER R / VELOX U (SVG)	0	*1	2	*3	3	*4	6	*7	7	<b>7</b>
3	<b>ASHRAF / LEE R Y (MAS)</b>	0	*1	2	*4	5	*7	9	<b>11</b>		
	SPENCER R / VELOX U (SVG)	0	1	*2	2	*3	3	*3	<b>3</b>		

### NOTES

"\*-." denotes first player of pair is server, "-\*" denotes second player of pair is server. The "Greatest deficit overcome" only applies when the pair ends up winning the game.

### LEGEND

**XD** Mixed Doubles



## Match Results

**HU Heming (AUS) 3-0 RINGUI Anthony Mathenge (KEN)**  
**TAPPER Melissa SHAH Jinita Azad Kumar**

Game Summary		Match	Game 1	Game 2	Game 3	Game 4	Game 5
<b>HU Heming / TAPPER M</b>	<b>AUS</b>	<b>3</b>	11	11	11		
<b>RINGUI AM / SHAH JAK</b>	<b>KEN</b>	<b>0</b>	7	3	4		
Duration:		<b>13min</b>	4 min	3 min	4 min		

Match No : XD79 Table : 1

Umpires : BROWN C (SCO) SCARR Val (NZL)

Player Statistics	HU H / TAPPER M (AUS)					Match	RINGUI AM / SHAH JAK (KEN)					Match
	Game						Game					
	1	2	3	4	5		1	2	3	4	5	
Points won	11	11	11			<b>33</b>	7	3	4			<b>14</b>
Biggest lead	4	8	7			<b>8</b>	-	-	1			<b>1</b>
Points won on own serve	4	6	5			<b>15</b>	3	1	1			<b>5</b>
Points lost on own serve	4	2	2			<b>8</b>	7	5	6			<b>18</b>
Most consecutive points won	4	4	8			<b>8</b>	3	1	1			<b>3</b>
Greatest deficit overcome	-	-	1			<b>1</b>	-	-	-			<b>-</b>
Handedness/Grip	Right/Shakehand - Left/Shakehand						/Shakehand - /Shakehand					

### Game Progress

1	<b>HU H / TAPPER M (AUS)</b>	0	*-2	3	*-4	4	*-6	7	*-7	9	<b>11</b>
	RINGUI AM / SHAH JAK (KEN)	*-0	0	*-1	2	*-4	4	*-5	7	*-7	<b>7</b>
2	<b>HU H / TAPPER M (AUS)</b>	*-0	1	*-3	5	*-6	7	*-9	<b>11</b>		
	RINGUI AM / SHAH JAK (KEN)	0	*-1	1	*-1	2	*-3	3	<b>3</b>		
3	<b>HU H / TAPPER M (AUS)</b>	0	*-1	2	*-3	4	*-6	8	*-10	<b>11</b>	
	RINGUI AM / SHAH JAK (KEN)	0	1	*-2	3	*-4	4	*-4	4	<b>4</b>	

### NOTES

"\*-." denotes first player of pair is server, "-\*" denotes second player of pair is server. The "Greatest deficit overcome" only applies when the pair ends up winning the game.

### LEGEND

**XD** Mixed Doubles



## Match Results

**WANG Zhen Eugene (CAN) 3-0** CHAN YOOK FO Brian (MRI)  
**ZHANG Mo** CHOWREE Isabelle

Game Summary		Match	Game 1	Game 2	Game 3	Game 4	Game 5
WANG Zhen Eugene / ZHANG M	CAN	3	11	11	11		
CHAN YOOK FO Brian / CHOWREE I	MRI	0	3	7	2		
Duration:		13min	3 min	4 min	3 min		

Match No : XD80 Table : 5

Umpires : HOUSTON Sinclair (SCO) MACKEY John (ENG)

Player Statistics	WANG ZE / ZHANG M (CAN)					Match	CHAN YOOK FO B / CHOWREE I (MRI)					Match
	Game						Game					
	1	2	3	4	5		1	2	3	4	5	
Points won	11	11	11			33	3	7	2			12
Biggest lead	8	5	9			9	-	-	-			-
Points won on own serve	5	6	5			16	2	3	1			6
Points lost on own serve	1	4	1			6	6	5	5			16
Most consecutive points won	5	4	8			8	1	2	1			2
Greatest deficit overcome	-	-	-			-	-	-	-			-
Handedness/Grip	Right/Shakehand - Right/Shakehand						/Shakehand - /Shakehand					

### Game Progress

1	WANG ZE / ZHANG M (CAN)	0	*2	3	*5	7	*8	10	11		
	CHAN YOOK FO B / CHOWREE I (MRI)	*0	0	*1	1	*1	2	*2	3		
2	WANG ZE / ZHANG M (CAN)	*0	1	*3	4	*5	7	*8	9	*10	11
	CHAN YOOK FO B / CHOWREE I (MRI)	0	*1	1	*2	3	*3	4	*5	6	7
3	WANG ZE / ZHANG M (CAN)	0	*2	4	*6	8	*9	10	11		
	CHAN YOOK FO B / CHOWREE I (MRI)	0	0	*0	0	*0	1	*2	2		

### NOTES

"\*-" denotes first player of pair is server, "-\*" denotes second player of pair is server. The "Greatest deficit overcome" only applies when the pair ends up winning the game.

### LEGEND

**XD** Mixed Doubles



## Match Results

**LI Hu (SIN) 3-0 FARLEY Kevin (BAR)**  
**YU Mengyu HARVEY Krystle**

Game Summary		Match	Game 1	Game 2	Game 3	Game 4	Game 5
<b>LI Hu / YU M</b>	<b>SIN</b>	<b>3</b>	11	11	11		
<b>FARLEY Kevin / HARVEY K</b>	<b>BAR</b>	<b>0</b>	4	7	8		
Duration:		<b>15min</b>	3 min	5 min	5 min		

Match No : XD81 Table : 6

Umpires : WANG Luan Foon (MAS) MADHOSINGH Chandra (CAN)

Player Statistics	LI H / YU M (SIN)					Match	FARLEY K / HARVEY K (BAR)					Match
	Game						Game					
	1	2	3	4	5		1	2	3	4	5	
Points won	11	11	11			<b>33</b>	4	7	8			<b>19</b>
Biggest lead	7	4	3			<b>7</b>	-	4	1			<b>4</b>
Points won on own serve	6	5	6			<b>17</b>	3	2	5			<b>10</b>
Points lost on own serve	1	5	3			<b>9</b>	5	6	4			<b>15</b>
Most consecutive points won	5	4	4			<b>5</b>	2	3	2			<b>3</b>
Greatest deficit overcome	-	4	1			<b>4</b>	-	-	-			<b>-</b>
Handedness/Grip	Right/Shakehand - Right/Shakehand						Left/Shakehand - Right/Shakehand					

### Game Progress

1	<b>LI H / YU M (SIN)</b>	0	*2	4	*5	6	*7	9	*10	<b>11</b>		
	FARLEY K / HARVEY K (BAR)	*0	0	*0	1	*2	3	*3	4	<b>4</b>		
2	<b>LI H / YU M (SIN)</b>	*0	0	*1	1	*3	4	*6	8	*9	<b>11</b>	
	FARLEY K / HARVEY K (BAR)	0	*2	3	*5	5	*6	6	*6	7	<b>7</b>	
3	<b>LI H / YU M (SIN)</b>	0	*2	3	*3	4	*5	6	*7	9	*10	<b>11</b>
	FARLEY K / HARVEY K (BAR)	0	0	*1	3	*4	5	*6	7	*7	8	<b>8</b>

### NOTES

"\*-." denotes first player of pair is server, "-\*" denotes second player of pair is server. The "Greatest deficit overcome" only applies when the pair ends up winning the game.

### LEGEND

**XD** Mixed Doubles



## Match Results

**DAVID Paul (GUY) 3-2 CORDUE John (NZL)**  
**LOWE Trenace YANG Annie**

Game Summary		Match	Game 1	Game 2	Game 3	Game 4	Game 5
DAVID Paul / LOWE T	GUY	3	10	4	13	11	11
CORDUE John / YANG A	NZL	2	12	11	11	4	8
Duration:		29min	6 min	3 min	6 min	4 min	5 min

Match No : XD82 Table : 7

Umpires : SRINIVASAN Sridhar (IND) BROWN David (ENG)

Player Statistics	DAVID P / LOWE T (GUY)						CORDUE J / YANG A (NZL)					
	Game					Match	Game					Match
	1	2	3	4	5		1	2	3	4	5	
Points won	10	4	13	11	11	49	12	11	11	4	8	46
Biggest lead	3	1	2	7	3	7	2	7	5	-	1	7
Points won on own serve	4	2	6	5	6	23	5	6	5	2	4	22
Points lost on own serve	7	5	5	2	4	23	6	2	7	6	5	26
Most consecutive points won	3	2	5	4	4	5	3	6	5	2	3	6
Greatest deficit overcome	-	-	5	-	1	5	3	1	-	-	-	3
Handedness/Grip	Right/Shakehand - Left/Shakehand						Right/Shakehand - Left/Penholder					

### Game Progress

1	DAVID P / LOWE T (GUY)	-*0	2	*-3	4	-*5	6	*-7	7	-*9	9	*-10	10	10		
	CORDUE J / YANG A (NZL)	0	*-0	1	-*2	3	*-4	5	-*7	7	*-9	10	-*11	12		
2	DAVID P / LOWE T (GUY)	0	*-1	2	-*2	2	*-3	4	-*4	4				4		
	CORDUE J / YANG A (NZL)	-*0	1	*-2	4	-*6	7	*-8	10	11						
3	DAVID P / LOWE T (GUY)	0	1	*-2	2	-*2	3	*-4	5	-*7	9	*-10	10	-*11	12	13
	CORDUE J / YANG A (NZL)	0	*-1	2	-*4	6	*-7	8	-*9	9	*-9	10	-*11	11	*-11	11
4	DAVID P / LOWE T (GUY)	0	*-2	4	-*4	5	*-7	8	-*10	11						
	CORDUE J / YANG A (NZL)	-*0	0	*-0	2	-*3	3	*-4	4	4					4	
5	DAVID P / LOWE T (GUY)	-*0	2	*-3	4	-*4	5	-*6	7	-*9	10	11				
	CORDUE J / YANG A (NZL)	0	*-0	1	-*2	4	-*5	6	*-7	7	-*8	8				

### NOTES

"\*-." denotes first player of pair is server, "-\*" denotes second player of pair is server. The "Greatest deficit overcome" only applies when the pair ends up winning the game.

### LEGEND

**XD** Mixed Doubles





## Match Results

**CAMERON Niall (SCO) 3-0 FRANK Hila (PNG)**  
**EDWARDS Gillian LOHIA Geru**

Game Summary		Match	Game 1	Game 2	Game 3	Game 4	Game 5
<b>CAMERON Niall / EDWARDS G</b>	SCO	<b>3</b>	11	11	11		
FRANK Hila / LOHIA G	PNG	<b>0</b>	3	8	4		
Duration:		<b>11min</b>	3 min	4 min	3 min		

Match No : XD83 Table : 8

Umpires : JACKSON Brian (ENG) DUBEY Atul (IND)

Player Statistics	CAMERON N / EDWARDS G (SCO)					Match	FRANK H / LOHIA G (PNG)					Match
	Game						Game					
	1	2	3	4	5		1	2	3	4	5	
Points won	11	11	11			<b>33</b>	3	8	4			<b>15</b>
Biggest lead	8	3	7			<b>8</b>	-	1	-			<b>1</b>
Points won on own serve	5	6	5			<b>16</b>	2	4	2			<b>8</b>
Points lost on own serve	1	4	2			<b>7</b>	6	5	5			<b>16</b>
Most consecutive points won	5	3	3			<b>5</b>	2	3	1			<b>3</b>
Greatest deficit overcome	-	1	-			<b>1</b>	-	-	-			<b>-</b>
Handedness/Grip	Right/Shakehand - Right/Shakehand						Right/Shakehand - Right/Shakehand					

### Game Progress

1	<b>CAMERON N / EDWARDS G (SCO)</b>	0	*2	4	*5	6	*7	9	<b>11</b>		
	FRANK H / LOHIA G (PNG)	*0	0	*0	1	*2	3	*3	<b>3</b>		
2	<b>CAMERON N / EDWARDS G (SCO)</b>	*0	1	*3	4	*5	6	*6	8	*9	<b>11</b>
	FRANK H / LOHIA G (PNG)	0	*1	1	*2	3	*4	6	*6	7	*8
3	<b>CAMERON N / EDWARDS G (SCO)</b>	0	*2	3	*5	6	*7	9	*10	<b>11</b>	
	FRANK H / LOHIA G (PNG)	0	0	*1	1	*2	3	*3	4	<b>4</b>	

### NOTES

"\*-." denotes first player of pair is server, "-\*" denotes second player of pair is server. The "Greatest deficit overcome" only applies when the pair ends up winning the game.

### LEGEND

**XD** Mixed Doubles



## Match Results

**REED Danny (ENG) 3-0 YOGARAJAH A (MRI)**  
**SIBLEY Kelly GUKHOOL Widaad**

Game Summary		Match	Game 1	Game 2	Game 3	Game 4	Game 5
<b>REED Danny / SIBLEY K</b>	ENG	<b>3</b>	11	11	11		
YOGARAJAH A / GUKHOOL W	MRI	<b>0</b>	6	1	5		
Duration:		<b>14min</b>	5 min	5 min	4 min		

Match No : XD84 Table : 2

Umpires : TAN Corelle (SIN) DZIOBA Greg (CAN)

Player Statistics	REED D / SIBLEY K (ENG)					Match	YOGARAJAH A / GUKHOOL W (MRI)					Match
	Game						Game					
	1	2	3	4	5		1	2	3	4	5	
Points won	11	11	11			<b>33</b>	6	1	5			<b>12</b>
Biggest lead	5	10	7			<b>10</b>	-	-	-			-
Points won on own serve	5	6	6			<b>17</b>	2	1	4			<b>7</b>
Points lost on own serve	4	0	1			<b>5</b>	6	5	4			<b>15</b>
Most consecutive points won	4	7	5			<b>7</b>	3	1	2			<b>3</b>
Greatest deficit overcome	-	-	-			-	-	-	-			-
Handedness/Grip	Right/Shakehand - Right/Shakehand						/Shakehand - /Shakehand					

### Game Progress

1	<b>REED D / SIBLEY K (ENG)</b>	*-0	2	*-3	4	*-5	5	*-7	8	*-10	<b>11</b>
	YOGARAJAH A / GUKHOOL W (MRI)	0	*-0	1	*-2	3	*-5	5	*-6	6	<b>6</b>
2	<b>REED D / SIBLEY K (ENG)</b>	0	*-2	4	*-5	7	*-9	<b>11</b>			
	YOGARAJAH A / GUKHOOL W (MRI)	*-0	0	*-0	1	*-1	1	<b>1</b>			
3	<b>REED D / SIBLEY K (ENG)</b>	0	2	*-3	5	*-5	7	*-9	10	<b>11</b>	
	YOGARAJAH A / GUKHOOL W (MRI)	0	*-0	1	*-1	3	*-3	3	*-4	<b>5</b>	

### NOTES

"\*-." denotes first player of pair is server, "-\*." denotes second player of pair is server. The "Greatest deficit overcome" only applies when the pair ends up winning the game.

### LEGEND

**XD** Mixed Doubles



## Match Results

**POWELL David (AUS) 3-0 PARHAM Dale (JAM)**  
**LAY Jian Fang LEWIS Dadrian**

Game Summary		Match	Game 1	Game 2	Game 3	Game 4	Game 5
<b>POWELL David / LAY JF</b>	<b>AUS</b>	<b>3</b>	11	11	11		
PARHAM Dale / LEWIS D	JAM	0	3	4	5		
Duration:		13min	4 min	3 min	4 min		

Match No : XD85 Table : 9

Umpires : JUTLE Harry (ENG) SAVVA Andreas (CYP)

Player Statistics	POWELL D / LAY JF (AUS)					Match	PARHAM D / LEWIS D (JAM)					Match
	Game						Game					
	1	2	3	4	5		1	2	3	4	5	
Points won	11	11	11			33	3	4	5			12
Biggest lead	8	7	6			8	-	3	-			3
Points won on own serve	5	5	5			15	2	1	2			5
Points lost on own serve	1	3	3			7	6	6	5			17
Most consecutive points won	5	10	4			10	2	3	2			3
Greatest deficit overcome	-	3	-			3	-	-	-			-
Handedness/Grip	Right/Shakehand - Right/Penholder						/Shakehand - /Shakehand					

### Game Progress

1	<b>POWELL D / LAY JF (AUS)</b>	0	-*2	4	*-4	6	-*8	9	<b>11</b>
	PARHAM D / LEWIS D (JAM)	-*0	0	*-0	2	-*2	2	*-3	<b>3</b>
2	<b>POWELL D / LAY JF (AUS)</b>	-*0	0	*-1	3	-*5	7	*-9	<b>11</b>
	PARHAM D / LEWIS D (JAM)	0	-*2	3	*-3	3	-*3	3	*-4
3	<b>POWELL D / LAY JF (AUS)</b>	0	-*1	3	*-5	5	-*7	8	*-9
	PARHAM D / LEWIS D (JAM)	0	1	*-1	1	-*3	3	*-4	<b>5</b>

### NOTES

"\*-" denotes first player of pair is server, "-\*" denotes second player of pair is server. The "Greatest deficit overcome" only applies when the pair ends up winning the game.

### LEGEND

**XD** Mixed Doubles



## Match Results

**EDWARDS Conor (WAL) 3-0 THERIAULT Pierre-Luc (CAN)**  
**PHILLIPS Angharad GUO Betty**

Game Summary		Match	Game 1	Game 2	Game 3	Game 4	Game 5
<b>EDWARDS Conor / PHILLIPS A</b>	<b>WAL</b>	<b>3</b>	12	11	11		
<b>THERIAULT Pierre-Luc / GUO B</b>	<b>CAN</b>	<b>0</b>	10	9	6		
Duration:		<b>17min</b>	5 min	5 min	4 min		

Match No : XD86 Table : 10

Umpires : HIGGINS Peter (WAL) ROBERTS Averil (AUS)

Player Statistics	EDWARDS C / PHILLIPS A (WAL)					Match	THERIAULT PL / GUO B (CAN)					Match
	Game						Game					
	1	2	3	4	5		1	2	3	4	5	
Points won	12	11	11			<b>34</b>	10	9	6			<b>25</b>
Biggest lead	2	2	5			<b>5</b>	4	7	2			<b>7</b>
Points won on own serve	6	7	6			<b>19</b>	5	6	4			<b>15</b>
Points lost on own serve	5	3	2			<b>10</b>	6	4	4			<b>14</b>
Most consecutive points won	4	6	5			<b>6</b>	3	5	3			<b>5</b>
Greatest deficit overcome	4	7	2			<b>7</b>	-	-	-			<b>-</b>
Handedness/Grip	Right/Shakehand - Left/Shakehand						Left/Shakehand - Right/Shakehand					

### Game Progress

1	<b>EDWARDS C / PHILLIPS A (WAL)</b>	*-0	1	*-1	2	*-3	3	*-4	6	*-8	9	*-10	11	<b>12</b>
	THERIAULT PL / GUO B (CAN)	0	*-1	3	*-4	5	*-7	8	*-8	8	*-9	10	*-10	<b>10</b>
2	<b>EDWARDS C / PHILLIPS A (WAL)</b>	0	*-0	1	*-1	1	*-2	4	*-5	7	*-9	<b>11</b>		
	THERIAULT PL / GUO B (CAN)	*-0	2	*-3	5	*-7	8	*-8	9	*-9	9	<b>9</b>		
3	<b>EDWARDS C / PHILLIPS A (WAL)</b>	0	2	*-2	3	*-3	5	*-7	8	*-10	<b>11</b>			
	THERIAULT PL / GUO B (CAN)	0	*-0	2	*-3	5	*-5	5	*-6	6	<b>6</b>			

### NOTES

"\*-." denotes first player of pair is server, "-\*" denotes second player of pair is server. The "Greatest deficit overcome" only applies when the pair ends up winning the game.

### LEGEND

**XD** Mixed Doubles



## Match Results

**CHEE FENG Leong (MAS) 3-0 RANASINGHA Udaya (SRI)**  
**YING Ho WARUSAWITHANA Erandi**

Game Summary		Match	Game 1	Game 2	Game 3	Game 4	Game 5
<b>CHEE FENG Leong / HO YING</b>	<b>MAS</b>	<b>3</b>	12	12	11		
RANASINGHA U / WARUSAWITHANA E	SRI	0	10	10	5		
Duration:		15min	5 min	5 min	3 min		

Match No : XD87 Table : 3

Umpires : FRASER Margot (ENG) CHAY Winnie (SIN)

Player Statistics	LEONG C F / HO YING (MAS)					Match	RANASINGHA U / WARUSAWITHANA E (SRI)					Match
	Game						Game					
	1	2	3	4	5		1	2	3	4	5	
Points won	12	12	11			35	10	10	5			25
Biggest lead	4	6	6			6	1	1	-			1
Points won on own serve	8	6	7			21	7	5	4			16
Points lost on own serve	3	5	1			9	4	6	3			13
Most consecutive points won	4	7	4			7	4	6	2			6
Greatest deficit overcome	1	1	-			1	-	-	-			-
Handedness/Grip	Right/Shakehand - Right/Shakehand						Right/Shakehand - Right/Shakehand					

### Game Progress

1	<b>LEONG C F / HO YING (MAS)</b>	0	*-1	3	*-4	6	*-6	8	*-9	10	*-10	10	*-11	12
	RANASINGHA U / WARUSAWITHANA E (SRI)	*-0	1	*-1	2	*-2	4	*-4	5	*-6	8	*-10	10	10
2	<b>LEONG C F / HO YING (MAS)</b>	*-0	1	*-3	5	*-7	8	*-8	9	*-9	9	*-10	11	12
	RANASINGHA U / WARUSAWITHANA E (SRI)	0	*-1	1	*-1	1	*-2	4	*-5	7	*-9	10	*-10	10
3	<b>LEONG C F / HO YING (MAS)</b>	0	*-1	3	*-3	5	*-7	8	*-9	11				
	RANASINGHA U / WARUSAWITHANA E (SRI)	0	1	*-1	3	*-3	3	*-4	5	5				

### NOTES

"\*-." denotes first player of pair is server, "-\*" denotes second player of pair is server. The "Greatest deficit overcome" only applies when the pair ends up winning the game.

### LEGEND

**XD** Mixed Doubles



## Match Results

**ACHANTA Sharath Kamal (IND) 3-0 MUTAMBUZE Paul Moody (UGA)**  
**KUMARESAN Shamini NATUNGA Ludia Magandlen**

Game Summary		Match	Game 1	Game 2	Game 3	Game 4	Game 5
<b>ACHANTA SK / KUMARESAN S</b>	<b>IND</b>	<b>3</b>	11	11	11		
<b>MUTAMBUZE PM / NATUNGA LM</b>	<b>UGA</b>	<b>0</b>	4	4	4		
Duration:		<b>13min</b>	4 min	4 min	4 min		

Match No : XD88 Table : 4

Umpires : CHAN Gregory (CAN) CLAXTON Roy (SCO)

Player Statistics	ACHANTA SK / KUMARESAN S (IND)					Match	MUTAMBUZE PM / NATUNGA LM (UGA)					Match
	Game						Game					
	1	2	3	4	5		1	2	3	4	5	
Points won	11	11	11			<b>33</b>	4	4	4			<b>12</b>
Biggest lead	8	7	7			<b>8</b>	-	1	1			<b>1</b>
Points won on own serve	6	7	4			<b>17</b>	3	3	0			<b>6</b>
Points lost on own serve	1	1	3			<b>5</b>	5	4	7			<b>16</b>
Most consecutive points won	5	5	4			<b>5</b>	2	2	1			<b>2</b>
Greatest deficit overcome	-	1	1			<b>1</b>	-	-	-			<b>-</b>
Handedness/Grip	Right/Shakehand - Right/Shakehand						/Shakehand - /Shakehand					

### Game Progress

1	<b>ACHANTA SK / KUMARESAN S (IND)</b>	0	*-1	3	*-5	6	*-8	10	*-10	<b>11</b>
	MUTAMBUZE PM / NATUNGA LM (UGA)	*-0	1	*-1	1	*-2	2	*-2	4	<b>4</b>
2	<b>ACHANTA SK / KUMARESAN S (IND)</b>	*-0	1	*-3	5	*-6	8	*-8	10	<b>11</b>
	MUTAMBUZE PM / NATUNGA LM (UGA)	0	*-1	1	*-1	2	*-2	4	*-4	<b>4</b>
3	<b>ACHANTA SK / KUMARESAN S (IND)</b>	0	*-1	2	*-4	5	*-7	8	*-10	<b>11</b>
	MUTAMBUZE PM / NATUNGA LM (UGA)	0	1	*-2	2	*-3	3	*-4	4	<b>4</b>

### NOTES

"\*-." denotes first player of pair is server, "-\*" denotes second player of pair is server. The "Greatest deficit overcome" only applies when the pair ends up winning the game.

### LEGEND

**XD** Mixed Doubles



## Match Results

**DRINKHALL Paul (ENG) 3-1 SULTAN Godfrey (SEY)**  
**DRINKHALL Joanna** BENSTRONG Anniesa

Game Summary		Match	Game 1	Game 2	Game 3	Game 4	Game 5
DRINKHALL Paul / DRINKHALL J	ENG	3	11	11	11	11	
SULTAN Godfrey / BENSTRONG A	SEY	1	4	6	13	0	
Duration:		19min	4 min	4 min	6 min	3 min	

Match No : XD89 Table : 5

Umpires : CHIN Kenny (MAS) HOUSTON Sinclair (SCO)

Player Statistics	DRINKHALL P / DRINKHALL J (ENG)					Match	SULTAN G / BENSTRONG A (SEY)					Match
	Game						Game					
	1	2	3	4	5		1	2	3	4	5	
Points won	11	11	11	11		44	4	6	13	0		23
Biggest lead	7	5	1	11		11	-	2	4	-		4
Points won on own serve	5	6	5	6		22	2	3	5	0		10
Points lost on own serve	2	3	7	0		12	6	5	6	5		22
Most consecutive points won	4	4	4	11		11	3	3	4	0		4
Greatest deficit overcome	-	2	-	-		2	-	-	1	-		1
Handedness/Grip	Right/Shakehand - Right/Shakehand						Right/Shakehand - Left/Shakehand					

### Game Progress

1	DRINKHALL P / DRINKHALL J (ENG)	0	*2	4	*4	5	*7	8	*10	11						
	SULTAN G / BENSTRONG A (SEY)	*0	0	*0	2	*3	3	*4	4	4						
2	DRINKHALL P / DRINKHALL J (ENG)	*0	1	*2	2	*4	6	*7	9	*10	11					
	SULTAN G / BENSTRONG A (SEY)	0	*1	2	*4	4	*4	5	*5	6	6					
3	DRINKHALL P / DRINKHALL J (ENG)	0	*0	0	*1	3	*5	6	*7	7	*9	10	*10	11	*11	11
	SULTAN G / BENSTRONG A (SEY)	0	2	*4	5	*5	5	*6	7	*9	9	*10	11	*11	12	13
4	DRINKHALL P / DRINKHALL J (ENG)	*0	2	*4	6	*8	10	11								
	SULTAN G / BENSTRONG A (SEY)	0	*0	0	*0	0	*0	0								

### NOTES

"\*-." denotes first player of pair is server, "-\*" denotes second player of pair is server. The "Greatest deficit overcome" only applies when the pair ends up winning the game.

### LEGEND

**XD** Mixed Doubles



## Match Results

**YAN Xin (AUS) 3-1 DUNLEY Foo (MAS)**  
**ZHANG Ziyu SOCK KHIM Ng**

Game Summary		Match	Game 1	Game 2	Game 3	Game 4	Game 5
YAN Xin / ZHANG Z	AUS	3	11	7	11	11	
DUNLEY Foo / NG S K	MAS	1	5	11	7	5	
Duration:		21min	4 min	5 min	5 min	5 min	

Match No : XD90 Table : 2

Umpires : NEELAKANTA IYER Ganeshan (IND) TAN Corelle (SIN)

Player Statistics	YAN X / ZHANG Z (AUS)					Match	DUNLEY / NG S K (MAS)					Match
	Game						Game					
	1	2	3	4	5		1	2	3	4	5	
Points won	11	7	11	11		40	5	11	7	5		28
Biggest lead	6	-	4	6		6	-	4	-	-		4
Points won on own serve	5	4	5	6		20	2	5	4	3		14
Points lost on own serve	3	6	3	2		14	6	3	5	5		19
Most consecutive points won	4	1	3	4		4	2	2	2	1		2
Greatest deficit overcome	-	-	-	-		-	-	-	-	-		-
Handedness/Grip	Right/Shakehand - Right/Shakehand						Right/Shakehand - Right/Shakehand					

### Game Progress

1	YAN X / ZHANG Z (AUS)	0	*-2	3	*-3	4	*-6	7	*-9	11	
	DUNLEY / NG S K (MAS)	*-0	0	*-1	3	*-4	4	*-5	5	5	
2	YAN X / ZHANG Z (AUS)	*-0	1	*-2	3	*-3	4	*-5	5	*-6	7
	DUNLEY / NG S K (MAS)	0	*-1	2	*-3	5	*-6	7	*-9	10	11
3	YAN X / ZHANG Z (AUS)	0	*-2	3	*-3	5	*-6	7	*-8	9	11
	DUNLEY / NG S K (MAS)	0	0	*-1	3	*-3	4	*-5	6	*-7	7
4	YAN X / ZHANG Z (AUS)	*-0	1	*-2	3	*-4	6	*-7	9	11	
	DUNLEY / NG S K (MAS)	0	*-1	2	*-3	4	*-4	5	*-5	5	

### NOTES

"\*-." denotes first player of pair is server, "-\*" denotes second player of pair is server. The "Greatest deficit overcome" only applies when the pair ends up winning the game.

### LEGEND

**XD** Mixed Doubles





## Match Results

**XIAO Phillip (NZL) 3-1 LARTEY Felix (GHA)**  
**HUNG Jenny KWABI Cynthia**

Game Summary		Match	Game 1	Game 2	Game 3	Game 4	Game 5
XIAO Phillip / HUNG J	NZL	3	6	11	11	11	
LARTEY Felix / KWABI C	GHA	1	11	7	6	4	
Duration:		19min	4 min	4 min	4 min	4 min	

Match No : XD91 Table : 6

Umpires : WILLIAMSON Bob (ENG) WANG Luan Foon (MAS)

Player Statistics	XIAO P / HUNG J (NZL)					Match	LARTEY F / KWABI C (GHA)					Match
	Game						Game					
	1	2	3	4	5		1	2	3	4	5	
Points won	6	11	11	11		39	11	7	6	4		28
Biggest lead	1	5	5	7		7	5	-	1	-		5
Points won on own serve	2	8	6	8		24	5	5	3	4		17
Points lost on own serve	6	2	2	0		10	4	3	5	3		15
Most consecutive points won	2	3	6	3		6	4	2	3	2		4
Greatest deficit overcome	-	-	1	-		1	1	-	-	-		1
Handedness/Grip	Right/Shakehand - Right/Shakehand						Right/Shakehand - Right/Shakehand					

### Game Progress

1	XIAO P / HUNG J (NZL)	0	*-1	2	*-3	3	*-4	5	*-6	6	<b>6</b>
	LARTEY F / KWABI C (GHA)	*-0	1	*-2	3	*-5	6	*-7	8	*-10	<b>11</b>
2	XIAO P / HUNG J (NZL)	*-0	2	*-2	4	*-5	6	*-7	9	*-10	<b>11</b>
	LARTEY F / KWABI C (GHA)	0	*-0	2	*-2	3	*-4	5	*-5	6	<b>7</b>
3	XIAO P / HUNG J (NZL)	0	*-1	3	*-3	4	*-5	7	*-9	10	<b>11</b>
	LARTEY F / KWABI C (GHA)	0	1	*-1	3	*-4	5	*-5	5	*-6	<b>6</b>
4	XIAO P / HUNG J (NZL)	*-0	2	*-3	5	*-6	8	*-8	10	<b>11</b>	
	LARTEY F / KWABI C (GHA)	0	*-0	1	*-1	2	*-2	4	*-4	<b>4</b>	

### NOTES

"\*-." denotes first player of pair is server, "-\*" denotes second player of pair is server. The "Greatest deficit overcome" only applies when the pair ends up winning the game.

### LEGEND

**XD** Mixed Doubles



## Match Results

**HO Andre (CAN) 3-0 MATLHATSI Thobo (BOT)**  
**LUO Anqi BUTALE Boitshwarelo**

Game Summary		Match	Game 1	Game 2	Game 3	Game 4	Game 5
<b>HO Andre / LUO A</b>	<b>CAN</b>	<b>3</b>	11	11	11		
MATLHATSI Thobo / BUTALE B	BOT	0	1	4	2		
Duration:		<b>13min</b>	5 min	3 min	3 min		

Match No : XD92 Table : 7

Umpires : le PAGE Tim (GGY) SRINIVASAN Sridhar (IND)

Player Statistics	HO A / LUO A (CAN)					Match	MATLHATSI T / BUTALE B (BOT)					Match
	Game						Game					
	1	2	3	4	5		1	2	3	4	5	
Points won	11	11	11			<b>33</b>	1	4	2			<b>7</b>
Biggest lead	10	7	9			<b>10</b>	-	1	-			<b>1</b>
Points won on own serve	5	5	5			<b>15</b>	0	1	1			<b>2</b>
Points lost on own serve	1	3	1			<b>5</b>	6	6	6			<b>18</b>
Most consecutive points won	8	5	5			<b>8</b>	1	1	1			<b>1</b>
Greatest deficit overcome	-	1	-			<b>1</b>	-	-	-			<b>-</b>
Handedness/Grip	Right/Shakehand - Right/Shakehand						/Shakehand - /Shakehand					

### Game Progress

1	<b>HO A / LUO A (CAN)</b>	0	*-2	3	*-5	7	*-9	<b>11</b>		
	MATLHATSI T / BUTALE B (BOT)	*-0	0	*-1	1	*-1	1	<b>1</b>		
2	<b>HO A / LUO A (CAN)</b>	*-0	1	*-2	4	*-6	7	*-9	10	<b>11</b>
	MATLHATSI T / BUTALE B (BOT)	0	*-1	2	*-2	2	*-3	3	*-4	<b>4</b>
3	<b>HO A / LUO A (CAN)</b>	0	*-2	4	*-5	6	*-8	10	<b>11</b>	
	MATLHATSI T / BUTALE B (BOT)	*-0	0	*-0	1	*-2	2	*-2	<b>2</b>	

### NOTES

"\*-." denotes first player of pair is server, "-\*" denotes second player of pair is server. The "Greatest deficit overcome" only applies when the pair ends up winning the game.

### LEGEND

**XD** Mixed Doubles



## Match Results

**ANTHONY ARPUTHARAJ Amalraj (IND) 3-0 WILSON Aaron (TTO)**  
**PATKAR Madhurika Suhas SPICER Catherine**

Game Summary		Match	Game 1	Game 2	Game 3	Game 4	Game 5
<b>ANTHONY ARPUTH / PATKAR MS</b>	IND	<b>3</b>	11	11	11		
WILSON Aaron / SPICER C	TTO	<b>0</b>	4	8	9		
Duration:		<b>15min</b>	3 min	5 min	5 min		

Match No : XD93 Table : 8

Umpires : PETERS John (NGR) JACKSON Brian (ENG)

Player Statistics	ANTHONY ARPUTHARAJ / PATKAR MS (IND)					Match	WILSON A / SPICER C (TTO)					Match
	Game						Game					
	1	2	3	4	5		1	2	3	4	5	
Points won	11	11	11			<b>33</b>	4	8	9			<b>21</b>
Biggest lead	7	3	2			<b>7</b>	-	3	1			<b>3</b>
Points won on own serve	7	5	4			<b>16</b>	4	3	2			<b>9</b>
Points lost on own serve	0	5	6			<b>11</b>	4	6	7			<b>17</b>
Most consecutive points won	5	4	2			<b>5</b>	2	4	3			<b>4</b>
Greatest deficit overcome	-	3	1			<b>3</b>	-	-	-			<b>-</b>
Handedness/Grip	Right/Shakehand - Right/Shakehand						Right/Shakehand - Right/Shakehand					

### Game Progress

1	ANTHONY ARPUTHARAJ / PATKAR MS (IND)	0	*-2	4	*-5	7	*-7	9	*-10	<b>11</b>		
	WILSON A / SPICER C (TTO)	*-0	0	*-0	1	*-1	3	*-3	4	<b>4</b>		
2	ANTHONY ARPUTHARAJ / PATKAR MS (IND)	*-0	0	*-2	3	*-3	4	*-6	7	*-8	10	<b>11</b>
	WILSON A / SPICER C (TTO)	0	*-2	2	*-3	5	*-6	6	*-7	8	*-8	<b>8</b>
3	ANTHONY ARPUTHARAJ / PATKAR MS (IND)	0	*-1	2	*-4	4	*-6	6	*-7	8	*-9	<b>11</b>
	WILSON A / SPICER C (TTO)	0	1	*-2	2	*-4	4	*-6	7	*-8	9	<b>9</b>

### NOTES

"\*-." denotes first player of pair is server, "-\*" denotes second player of pair is server. The "Greatest deficit overcome" only applies when the pair ends up winning the game.

### LEGEND

**XD** Mixed Doubles



## Match Results

**ST. LOUIS Dexter (TTO) 3-2 DESHAPPRIYA Dinesh (SRI)**  
**CHUNG Rheann PIUMILA Hansani**

Game Summary		Match	Game 1	Game 2	Game 3	Game 4	Game 5
ST. LOUIS Dexter / CHUNG R	TTO	3	9	11	11	8	11
DESHAPPRIYA Dinesh / PIUMILA H	SRI	2	11	6	3	11	7
Duration:		30min	5 min	4 min	3 min	5 min	7 min

Match No : XD94 Table : 9

Umpires : HO Roger (SIN) JUTLE Harry (ENG)

Player Statistics	ST. LOUIS D / CHUNG R (TTO)						DESHAPPRIYA D / PIUMILA H (SRI)					
	Game					Match	Game					Match
	1	2	3	4	5		1	2	3	4	5	
Points won	9	11	11	8	11	50	11	6	3	11	7	38
Biggest lead	-	5	8	1	4	8	5	2	-	3	1	5
Points won on own serve	5	6	6	4	6	27	6	4	2	6	3	21
Points lost on own serve	5	2	1	5	4	17	4	5	4	4	5	22
Most consecutive points won	4	4	6	3	5	6	5	2	1	4	3	5
Greatest deficit overcome	-	2	-	-	1	2	-	-	-	1	-	1
Handedness/Grip	Left/Shakehand - Right/Shakehand						Right/Shakehand - Right/Shakehand					

### Game Progress

1	ST. LOUIS D / CHUNG R (TTO)	*-0	0	*-0	1	*-2	3	*-4	6	*-8	9	9
	DESHAPPRIYA D / PIUMILA H (SRI)	0	*-2	4	*-5	6	*-7	8	*-8	8	*-9	11
2	ST. LOUIS D / CHUNG R (TTO)	0	*-1	2	*-2	4	*-5	7	*-9	10	11	
	DESHAPPRIYA D / PIUMILA H (SRI)	*-0	1	*-2	4	*-4	5	*-5	5	*-6	6	
3	ST. LOUIS D / CHUNG R (TTO)	0	2	*-3	4	*-5	7	*-9	11			
	DESHAPPRIYA D / PIUMILA H (SRI)	0	*-0	1	*-2	3	*-3	3	3			
4	ST. LOUIS D / CHUNG R (TTO)	0	*-1	2	*-2	4	*-5	5	*-6	7	*-8	8
	DESHAPPRIYA D / PIUMILA H (SRI)	*-0	1	*-2	4	*-4	5	*-7	8	*-9	10	11
5	ST. LOUIS D / CHUNG R (TTO)	*-0	1	*-3	4	*-4	5	*-6	7	*-9	11	
	DESHAPPRIYA D / PIUMILA H (SRI)	0	*-1	1	*-2	4	*-5	6	*-7	7	7	

### NOTES

"\*-." denotes first player of pair is server, "-\*" denotes second player of pair is server. The "Greatest deficit overcome" only applies when the pair ends up winning the game.

### LEGEND

**XD** Mixed Doubles



## Match Results

**JENKINS Stephen (WAL) 3-0 McCREERY Paul (NIR)**  
**OWEN Naomi LYNCH-DAWSON Hannah**

Game Summary		Match	Game 1	Game 2	Game 3	Game 4	Game 5
JENKINS Stephen / OWEN N	WAL	3	11	11	11		
McCREERY P / LYNCH-DAWSON H	NIR	0	4	2	8		
Duration:		13min	4 min	3 min	5 min		

Match No : XD95 Table : 1

Umpires : TONGE Karen (ENG) BROWN C (SCO)

Player Statistics	JENKINS S / OWEN N (WAL)					Match	McCREERY P / LYNCH-DAWSON H (NIR)					Match
	Game						Game					
	1	2	3	4	5		1	2	3	4	5	
Points won	11	11	11			33	4	2	8			14
Biggest lead	7	9	4			9	1	-	1			1
Points won on own serve	7	4	6			17	3	0	4			7
Points lost on own serve	1	2	3			6	4	7	5			16
Most consecutive points won	4	6	5			6	1	1	2			2
Greatest deficit overcome	1	-	1			1	-	-	-			-
Handedness/Grip	Right/Shakehand - Right/Shakehand						/Shakehand - /Shakehand					

### Game Progress

1	JENKINS S / OWEN N (WAL)	*-0	1	*-2	4	*-5	7	*-8	10	11		
	McCREERY P / LYNCH-DAWSON H (NIR)	0	*-1	2	*-2	3	*-3	4	*-4	4		
2	JENKINS S / OWEN N (WAL)	0	*-2	4	*-6	7	*-9	10	11			
	McCREERY P / LYNCH-DAWSON H (NIR)	*-0	0	*-0	0	*-1	1	*-2	2			
3	JENKINS S / OWEN N (WAL)	0	1	*-3	5	*-5	7	*-8	9	*-10	10	11
	McCREERY P / LYNCH-DAWSON H (NIR)	0	*-1	1	*-1	3	*-3	4	*-5	6	*-8	8

### NOTES

"\*-." denotes first player of pair is server, "-\*" denotes second player of pair is server. The "Greatest deficit overcome" only applies when the pair ends up winning the game.

### LEGEND

**XD** Mixed Doubles



## Match Results

**GAO Ning (SIN) 3-0 SHING Yoshua (VAN)**  
**LIN Ye LULU Anolyn**

Game Summary		Match	Game 1	Game 2	Game 3	Game 4	Game 5
<b>GAO Ning / LIN Y</b>	<b>SIN</b>	<b>3</b>	11	11	11		
SHING Yoshua / LULU A	VAN	0	6	9	3		
Duration:		<b>14min</b>	4 min	5 min	3 min		

Match No : XD96 Table : 10

Umpires : GOULDEN David (ENG) HIGGINS Peter (WAL)

Player Statistics	GAO N / LIN Y (SIN)					Match	SHING Y / LULU A (VAN)					Match
	Game						Game					
	1	2	3	4	5		1	2	3	4	5	
Points won	11	11	11			<b>33</b>	6	9	3			<b>18</b>
Biggest lead	5	2	8			<b>8</b>	1	1	1			<b>1</b>
Points won on own serve	4	3	4			<b>11</b>	2	2	0			<b>4</b>
Points lost on own serve	4	7	2			<b>13</b>	7	8	7			<b>22</b>
Most consecutive points won	6	3	6			<b>6</b>	2	2	1			<b>2</b>
Greatest deficit overcome	1	1	1			<b>1</b>	-	-	-			<b>-</b>
Handedness/Grip	Right/Shakehand - Right/Shakehand						/Shakehand - /Shakehand					

### Game Progress

1	<b>GAO N / LIN Y (SIN)</b>	0	-*2	2	*-3	4	-*5	7	*-9	10	<b>11</b>
	SHING Y / LULU A (VAN)	-*0	0	*-2	3	-*4	5	*-5	5	-*6	<b>6</b>
2	<b>GAO N / LIN Y (SIN)</b>	*-0	1	-*2	3	*-4	5	-*7	7	*-9	<b>11</b>
	SHING Y / LULU A (VAN)	0	*-1	2	*-3	4	*-5	5	-*7	7	*-9
3	<b>GAO N / LIN Y (SIN)</b>	0	-*1	3	*-5	6	-*8	9	<b>11</b>		
	SHING Y / LULU A (VAN)	0	1	*-1	1	-*2	2	*-3	<b>3</b>		

### NOTES

"\*-" denotes first player of pair is server, "-\*" denotes second player of pair is server. The "Greatest deficit overcome" only applies when the pair ends up winning the game.

### LEGEND

**XD** Mixed Doubles



## Match Results

**ZHAN Jian (SIN) 3-0 IBRAHIM Muhd Shakirin (MAS)**  
**FENG Tianwei LEE WEI Beh**

Game Summary		Match	Game 1	Game 2	Game 3	Game 4	Game 5
ZHAN Jian / FENG T	SIN	3	11	11	11		
IBRAHIM Muhd Shakirin / BEH L W	MAS	0	8	7	7		
Duration:		17min	5 min	5 min	5 min		

Match No : XD97 Table : 10

Umpires : SCARR Val (NZL) TONGE Karen (ENG)

Player Statistics	ZHAN J / FENG T (SIN)					Match	SHAKIRIN / BEH L W (MAS)					Match
	Game						Game					
	1	2	3	4	5		1	2	3	4	5	
Points won	11	11	11			33	8	7	7			22
Biggest lead	3	4	5			5	-	2	-			2
Points won on own serve	6	6	7			19	4	5	4			13
Points lost on own serve	4	2	3			9	5	5	4			14
Most consecutive points won	2	6	3			6	2	2	2			2
Greatest deficit overcome	-	2	-			2	-	-	-			-
Handedness/Grip	Right/Shakehand - Right/Shakehand						Right/Shakehand - Right/Shakehand					

### Game Progress

1	ZHAN J / FENG T (SIN)	-*0	2	*-3	4	-*5	6	*-7	8	-*9	10	11
	SHAKIRIN / BEH L W (MAS)	0	-*0	1	*-2	3	-*4	5	*-6	7	-*8	8
2	ZHAN J / FENG T (SIN)	0	-*0	2	*-2	3	-*5	7	*-9	10	11	
	SHAKIRIN / BEH L W (MAS)	-*0	2	*-2	4	-*5	5	*-5	5	-*6	7	
3	ZHAN J / FENG T (SIN)	-*0	2	*-3	4	-*5	7	*-8	9	-*10	11	
	SHAKIRIN / BEH L W (MAS)	0	-*0	1	*-2	3	-*3	4	*-5	6	7	

### NOTES

"\*-." denotes first player of pair is server, "-\*" denotes second player of pair is server. The "Greatest deficit overcome" only applies when the pair ends up winning the game.

### LEGEND

**XD** Mixed Doubles



## Match Results

**ARUNA Quadri (NGR) 3-0 ROBINSON Ashley (NIR)**  
**OSHONAIKE Olufunke GIVAN Ashley**

Game Summary		Match	Game 1	Game 2	Game 3	Game 4	Game 5
ARUNA Quadri / OSHONAIKE O	NGR	3	11	11	11		
ROBINSON Ashley / GIVAN A	NIR	0	2	6	7		
Duration:		12min	3 min	4 min	4 min		

Match No : XD98 Table : 9

Umpires : PURCELL Tom (ENG) NEELAKANTA IYER Ganeshan (IND)

Player Statistics	ARUNA Q / OSHONAIKE O (NGR)					Match	ROBINSON A / GIVAN A (NIR)					Match
	Game						Game					
	1	2	3	4	5		1	2	3	4	5	
Points won	11	11	11			33	2	6	7			15
Biggest lead	9	5	6			9	1	-	-			1
Points won on own serve	6	7	8			21	1	5	5			11
Points lost on own serve	1	1	2			4	5	4	3			12
Most consecutive points won	9	4	5			9	1	2	3			3
Greatest deficit overcome	1	-	-			1	-	-	-			-
Handedness/Grip	/Shakehand - /						Right/Shakehand - Right/Shakehand					

### Game Progress

1	ARUNA Q / OSHONAIKE O (NGR)	-*0	1	*-3	5	-*7	9	*-10	11		
	ROBINSON A / GIVAN A (NIR)	0	*-1	1	-*1	1	*-1	2	2		
2	ARUNA Q / OSHONAIKE O (NGR)	0	*-2	4	-*4	6	*-7	8	-*8	10	11
	ROBINSON A / GIVAN A (NIR)	-*0	0	*-0	2	-*2	3	*-4	6	-*6	6
3	ARUNA Q / OSHONAIKE O (NGR)	-*0	2	*-3	4	-*6	8	*-8	9	-*9	11
	ROBINSON A / GIVAN A (NIR)	0	*-0	1	-*2	2	*-2	4	-*5	7	7

### NOTES

"\*-" denotes first player of pair is server, "-\*" denotes second player of pair is server. The "Greatest deficit overcome" only applies when the pair ends up winning the game.

### LEGEND

**XD** Mixed Doubles





## Match Results

**WALKER Sam (ENG) 3-2 GHOSH Soumyajit (IND)**  
**le FEVRE Karina GHATAK Poulomi**

Game Summary		Match	Game 1	Game 2	Game 3	Game 4	Game 5
WALKER Sam / le FEVRE K	ENG	3	9	12	8	11	11
GHOSH Soumyajit / GHATAK P	IND	2	11	10	11	1	8
Duration:		34min	5 min	6 min	6 min	4 min	6 min

Match No : XD99 Table : 2

Umpires : WANG Luan Foon (MAS) PETERS John (NGR)

Player Statistics	WALKER S / le FEVRE K (ENG)						GHOSH S / GHATAK P (IND)					
	Game					Match	Game					Match
	1	2	3	4	5		1	2	3	4	5	
Points won	9	12	8	11	11	51	11	10	11	1	8	41
Biggest lead	3	3	1	10	4	10	2	2	4	-	-	4
Points won on own serve	2	6	3	6	5	22	3	5	4	1	4	17
Points lost on own serve	8	5	6	0	4	23	7	6	6	5	6	30
Most consecutive points won	3	5	4	7	3	7	3	3	3	1	2	3
Greatest deficit overcome	-	2	-	-	-	2	3	-	1	-	-	3
Handedness/Grip	Right/Shakehand - Right/Shakehand						Right/Shakehand - Right/Shakehand					

### Game Progress

1	WALKER S / le FEVRE K (ENG)	0	*-2	3	*-4	5	*-6	6	*-8	8	*-9	9		
	GHOSH S / GHATAK P (IND)	*-0	0	*-1	2	*-3	4	*-6	6	*-8	9	11		
2	WALKER S / le FEVRE K (ENG)	*-0	1	*-1	3	*-5	6	*-6	7	*-8	8	*-10	11	12
	GHOSH S / GHATAK P (IND)	0	*-1	3	*-3	3	*-4	6	*-7	8	*-10	10	*-10	10
3	WALKER S / le FEVRE K (ENG)	0	*-0	0	*-1	2	*-3	5	*-7	7	*-8	8		
	GHOSH S / GHATAK P (IND)	*-0	2	*-4	5	*-6	7	*-7	7	*-9	10	11		
4	WALKER S / le FEVRE K (ENG)	*-0	2	*-4	6	*-7	9	11						
	GHOSH S / GHATAK P (IND)	0	*-0	0	*-0	1	*-1	1						
5	WALKER S / le FEVRE K (ENG)	0	*-2	3	*-4	5	*-7	8	*-8	9	*-10	11		
	GHOSH S / GHATAK P (IND)	*-0	0	*-1	2	*-3	3	*-4	6	*-7	8	8		

### NOTES

"\*-." denotes first player of pair is server, "-\*" denotes second player of pair is server. The "Greatest deficit overcome" only applies when the pair ends up winning the game.

### LEGEND

**XD** Mixed Doubles



## Match Results

**HENZELL William (AUS) 3-2 SIRISENA Rohan (SRI)**  
**MIAO Miao MADURANGI Ishara**

Game Summary		Match	Game 1	Game 2	Game 3	Game 4	Game 5
<b>HENZELL William / MIAO M</b>	<b>AUS</b>	<b>3</b>	11	9	5	11	11
<b>SIRISENA Rohan / MADURANGI I</b>	<b>SRI</b>	<b>2</b>	4	11	11	3	7
Duration:		<b>31min</b>	4 min	6 min	5 min	4 min	6 min

Match No : XD100 Table : 8  
Umpires : FRASER Margot (ENG) CHAY Winnie (SIN)

Player Statistics	HENZELL W / MIAO M (AUS)						SIRISENA R / MADURANGI I (SRI)					
	Game					Match	Game					Match
	1	2	3	4	5		1	2	3	4	5	
Points won	11	9	5	11	11	<b>47</b>	4	11	11	3	7	<b>36</b>
Biggest lead	7	2	1	8	5	<b>8</b>	1	3	6	1	1	<b>6</b>
Points won on own serve	5	3	4	6	4	<b>22</b>	2	4	7	1	3	<b>17</b>
Points lost on own serve	2	7	4	2	4	<b>19</b>	6	6	1	5	7	<b>25</b>
Most consecutive points won	6	3	3	5	5	<b>6</b>	1	3	6	2	3	<b>6</b>
Greatest deficit overcome	1	-	-	1	1	<b>1</b>	-	2	1	-	-	<b>2</b>
Handedness/Grip	Right/Shakehand - Right/Shakehand						Right/Shakehand - Right/Shakehand					

### Game Progress

1	<b>HENZELL W / MIAO M (AUS)</b>	0	*1	2	*4	5	*6	8	*10	<b>11</b>		
	SIRISENA R / MADURANGI I (SRI)	*0	1	*2	2	*3	4	*4	4	<b>4</b>		
2	<b>HENZELL W / MIAO M (AUS)</b>	*0	1	*2	3	*5	5	*6	6	*7	8	<b>9</b>
	<b>SIRISENA R / MADURANGI I (SRI)</b>	0	*1	2	*3	3	*5	6	*8	9	*10	<b>11</b>
3	<b>HENZELL W / MIAO M (AUS)</b>	0	*0	2	*3	3	*3	4	*4	<b>5</b>		
	<b>SIRISENA R / MADURANGI I (SRI)</b>	*0	2	*2	3	*5	7	*8	10	<b>11</b>		
4	<b>HENZELL W / MIAO M (AUS)</b>	*0	1	*2	4	*6	7	*9	<b>11</b>			
	SIRISENA R / MADURANGI I (SRI)	0	*1	2	*2	2	*3	3	<b>3</b>			
5	<b>HENZELL W / MIAO M (AUS)</b>	0	*1	2	*4	6	*7	8	*9	<b>11</b>		
	SIRISENA R / MADURANGI I (SRI)	*0	1	*2	2	*2	3	*4	5	*7	<b>7</b>	

### NOTES

"\*-." denotes first player of pair is server, "-\*" denotes second player of pair is server. The "Greatest deficit overcome" only applies when the pair ends up winning the game.

### LEGEND

**XD** Mixed Doubles



## Match Results

**PITCHFORD Liam (ENG) 3-0 JENKINS Ryan (WAL)**  
**HO Tin-Tin CAREY Charlotte**

Game Summary		Match	Game 1	Game 2	Game 3	Game 4	Game 5
PITCHFORD Liam / HO TT	ENG	3	11	11	11		
JENKINS Ryan / CAREY C	WAL	0	5	7	5		
Duration:		16min	4 min	5 min	4 min		

Match No : XD101 Table : 1

Umpires : SRINIVASAN Sridhar (IND) le PAGE Tim (GGY)

Player Statistics	PITCHFORD L / HO TT (ENG)					Match	JENKINS R / CAREY C (WAL)					Match
	Game						Game					
	1	2	3	4	5		1	2	3	4	5	
Points won	11	11	11			33	5	7	5			17
Biggest lead	6	4	6			6	-	-	-			-
Points won on own serve	6	4	7			17	3	3	4			10
Points lost on own serve	2	4	1			7	5	7	4			16
Most consecutive points won	3	3	4			4	2	1	2			2
Greatest deficit overcome	-	-	-			-	-	-	-			-
Handedness/Grip	Right/Shakehand - Right/Shakehand						Right/Shakehand - Left/Shakehand					

### Game Progress

1	PITCHFORD L / HO TT (ENG)	*-0	2	*-3	5	*-5	6	*-8	9	11	
	JENKINS R / CAREY C (WAL)	0	*-0	1	*-1	3	*-4	4	*-5	5	
2	PITCHFORD L / HO TT (ENG)	0	*-1	2	*-3	4	*-6	7	*-8	9	11
	JENKINS R / CAREY C (WAL)	*-0	1	*-2	3	*-4	4	*-5	6	*-7	7
3	PITCHFORD L / HO TT (ENG)	*-0	2	*-3	5	*-5	6	*-8	10	11	
	JENKINS R / CAREY C (WAL)	0	*-0	1	*-1	3	*-4	4	*-4	5	

### NOTES

"\*-." denotes first player of pair is server, "-\*" denotes second player of pair is server. The "Greatest deficit overcome" only applies when the pair ends up winning the game.

### LEGEND

**XD** Mixed Doubles



## Match Results

**LIU Tengteng (NZL) 3-0 SHETTY Sanil Shankar (IND)**  
**LI Karen BATRA Manika**

Game Summary		Match	Game 1	Game 2	Game 3	Game 4	Game 5
LIU Tengteng / LI K	NZL	3	11	12	11		
SHETTY Sanil Shankar / BATRA M	IND	0	6	10	8		
Duration:		21min	5 min	7 min	6 min		

Match No : XD102 Table : 5

Umpires : ROBERTS Averil (AUS) GOULDEN David (ENG)

Player Statistics	LIU T / LI K (NZL)					Match	SHETTY SS / BATRA M (IND)					Match
	Game						Game					
	1	2	3	4	5		1	2	3	4	5	
Points won	11	12	11			34	6	10	8			24
Biggest lead	5	3	5			5	1	3	1			3
Points won on own serve	7	5	6			18	4	4	4			12
Points lost on own serve	2	6	4			12	4	7	5			16
Most consecutive points won	4	6	4			6	4	3	3			4
Greatest deficit overcome	1	3	1			3	-	-	-			-
Handedness/Grip	Right/Shakehand - Right/Shakehand						Left/Shakehand - Right/Shakehand					

### Game Progress

1	LIU T / LI K (NZL)	-*0	2	*-3	3	*-4	6	*-7	9	*-10	11			
	SHETTY SS / BATRA M (IND)	0	*-0	1	*-3	4	*-4	5	*-5	6	6			
2	LIU T / LI K (NZL)	0	*-1	1	*-2	4	*-6	7	*-8	9	*-10	10	*-11	12
	SHETTY SS / BATRA M (IND)	*-0	1	*-3	4	*-4	4	*-5	6	*-7	8	*-10	10	10
3	LIU T / LI K (NZL)	-*0	1	*-2	4	*-5	6	*-8	9	*-9	10	11		
	SHETTY SS / BATRA M (IND)	0	*-1	2	*-2	3	*-4	4	*-5	7	*-8	8		

### NOTES

"\*-." denotes first player of pair is server, "-\*" denotes second player of pair is server. The "Greatest deficit overcome" only applies when the pair ends up winning the game.

### LEGEND

**XD** Mixed Doubles



## Match Results

**CHEW Clarence (SIN) 3-2 MUHAMAD RIZAL Muhamad Ashraf Haiqal (MAS)**  
**LI Isabelle ROU YOU Lee**

Game Summary		Match	Game 1	Game 2	Game 3	Game 4	Game 5
CHEW Clarence / LI I	SIN	3	9	11	7	11	15
ASHRAF / LEE R Y	MAS	2	11	6	11	8	13
Duration:		39min	6 min	5 min	6 min	6 min	11 min

Match No : XD103 Table : 4

Umpires : DZIOBA Greg (CAN) ARINYE Cecilia (NGR)

Player Statistics	CHEW C / LI I (SIN)						ASHRAF / LEE R Y (MAS)					
	Game					Match	Game					Match
	1	2	3	4	5		1	2	3	4	5	
Points won	9	11	7	11	15	53	11	6	11	8	13	49
Biggest lead	1	5	3	4	2	5	4	-	4	1	3	4
Points won on own serve	3	4	5	5	9	26	4	2	6	4	8	24
Points lost on own serve	7	4	5	4	5	25	6	7	2	6	6	27
Most consecutive points won	3	3	2	5	4	5	5	2	5	2	4	5
Greatest deficit overcome	-	-	-	1	3	3	1	-	3	-	-	3
Handedness/Grip	Left/Shakehand - Right/Shakehand						Right/Shakehand - Right/Shakehand					

### Game Progress

1	CHEW C / LI I (SIN)	-*0	0	*-2	3	-*3	3	*-5	6	-*7	8	9						
	ASHRAF / LEE R Y (MAS)	0	-*2	2	*-3	5	-*7	7	*-8	9	-*10	11						
2	CHEW C / LI I (SIN)	0	-*2	2	*-3	5	-*6	7	*-9	10	11							
	ASHRAF / LEE R Y (MAS)	-*0	0	*-2	3	-*3	4	*-5	5	-*6	6							
3	CHEW C / LI I (SIN)	-*0	2	*-3	4	-*4	5	*-6	7	-*7	7							
	ASHRAF / LEE R Y (MAS)	0	-*0	1	*-2	4	-*5	6	*-7	9	11							
4	CHEW C / LI I (SIN)	0	-*1	2	*-3	4	-*5	7	*-9	9	-*10	11						
	ASHRAF / LEE R Y (MAS)	-*0	1	*-2	3	-*4	5	*-5	5	-*7	8	8						
5	CHEW C / LI I (SIN)	-*0	2	*-2	3	-*3	4	*-5	7	-*8	9	*-10	10	-*11	12	*-12	12	-*13
	ASHRAF / LEE R Y (MAS)	0	-*0	2	*-3	5	*-6	7	-*7	8	*-9	10	-*11	11	*-11	12	-*13	13
			14	15														
			*-13	13														

### NOTES

"\*-." denotes first player of pair is server, "-\*" denotes second player of pair is server. The "Greatest deficit overcome" only applies when the pair ends up winning the game.

### LEGEND

**XD** Mixed Doubles



## Match Results

**WANG Zhen Eugene (CAN) 3-0 HU Heming (AUS)**  
**ZHANG Mo TAPPER Melissa**

Game Summary		Match	Game 1	Game 2	Game 3	Game 4	Game 5
WANG Zhen Eugene / ZHANG M	CAN	3	11	11	15		
HU Heming / TAPPER M	AUS	0	4	9	13		
Duration:		19min	3 min	5 min	8 min		

Match No : XD104 Table : 3

Umpires : DUBEY Atul (IND) HO Roger (SIN)

Player Statistics	WANG ZE / ZHANG M (CAN)					Match	HU H / TAPPER M (AUS)					Match
	Game						Game					
	1	2	3	4	5		1	2	3	4	5	
Points won	11	11	15			37	4	9	13			26
Biggest lead	7	6	2			7	-	2	3			3
Points won on own serve	5	8	10			23	1	7	9			17
Points lost on own serve	3	2	4			9	6	3	5			14
Most consecutive points won	5	7	4			7	1	4	3			4
Greatest deficit overcome	-	2	3			3	-	-	-			-
Handedness/Grip	Right/Shakehand - Right/Shakehand						Right/Shakehand - Left/Shakehand					

### Game Progress

1	WANG ZE / ZHANG M (CAN)	-*0	2	*-4	5	*-7	8	*-9	10	11								
	HU H / TAPPER M (AUS)	0	-*0	0	*-1	1	-*2	3	*-4	4								
2	WANG ZE / ZHANG M (CAN)	0	-*0	2	*-4	6	*-7	9	*-9	10	-*10	11						
	HU H / TAPPER M (AUS)	-*0	2	*-2	2	-*2	3	*-3	5	-*6	8	9						
3	WANG ZE / ZHANG M (CAN)	-*0	2	*-2	3	*-3	4	*-6	7	-*8	10	*-10	11	-*11	11	*-12	13	-*13
	HU H / TAPPER M (AUS)	0	-*0	2	*-3	5	-*6	6	*-7	8	-*8	10	*-10	11	-*12	12	*-12	13
			14	15														
			-*13	13														

### NOTES

"\*-" denotes first player of pair is server, "-\*" denotes second player of pair is server. The "Greatest deficit overcome" only applies when the pair ends up winning the game.

### LEGEND

**XD** Mixed Doubles



## Match Results

**LI Hu (SIN) 3-0 DAVID Paul (GUY)**  
**YU Mengyu LOWE Trenace**

Game Summary		Match	Game 1	Game 2	Game 3	Game 4	Game 5
<b>LI Hu / YU M</b>	<b>SIN</b>	<b>3</b>	14	11	11		
DAVID Paul / LOWE T	GUY	0	12	8	1		
Duration:		<b>16min</b>	6 min	4 min	3 min		

Match No : XD105 Table : 10

Umpires : BROWN C (SCO) SCARR Val (NZL)

Player Statistics	LI H / YU M (SIN)					Match	DAVID P / LOWE T (GUY)					Match
	Game						Game					
	1	2	3	4	5		1	2	3	4	5	
Points won	14	11	11			<b>36</b>	12	8	1			<b>21</b>
Biggest lead	2	3	10			<b>10</b>	2	-	-			<b>2</b>
Points won on own serve	3	5	4			<b>12</b>	4	4	0			<b>8</b>
Points lost on own serve	8	4	1			<b>13</b>	11	6	6			<b>23</b>
Most consecutive points won	3	3	7			<b>7</b>	3	2	1			<b>3</b>
Greatest deficit overcome	2	-	-			<b>2</b>	-	-	-			<b>-</b>
Handedness/Grip	Right/Shakehand - Right/Shakehand						Right/Shakehand - Left/Shakehand					

### Game Progress

1	<b>LI H / YU M (SIN)</b>	0	*-2	2	3	*-4	5	*-6	6	*-7	8	*-10	10	*-11	11	*-12	13	<b>14</b>
	DAVID P / LOWE T (GUY)	*-0	0	*-2	*-3	4	*-5	6	*-8	9	*-10	10	*-11	11	*-12	12	*-12	<b>12</b>
2	<b>LI H / YU M (SIN)</b>	0	*-2	3	*-3	5	*-6	6	*-7	8	*-10	<b>11</b>						
	DAVID P / LOWE T (GUY)	*-0	0	*-1	3	*-3	4	*-6	7	*-8	8	<b>8</b>						
3	<b>LI H / YU M (SIN)</b>	0	2	*-4	5	*-7	9	<b>11</b>										
	DAVID P / LOWE T (GUY)	0	*-0	0	*-1	1	*-1	<b>1</b>										

### NOTES

"\*-." denotes first player of pair is server, "-\*" denotes second player of pair is server. The "Greatest deficit overcome" only applies when the pair ends up winning the game.

### LEGEND

**XD** Mixed Doubles



## Match Results

**REED Danny (ENG) 3-0 CAMERON Niall (SCO)**  
**SIBLEY Kelly EDWARDS Gillian**

Game Summary		Match	Game 1	Game 2	Game 3	Game 4	Game 5
<b>REED Danny / SIBLEY K</b>	ENG	<b>3</b>	11	11	11		
CAMERON Niall / EDWARDS G	SCO	<b>0</b>	7	5	3		
Duration:		<b>17min</b>	6 min	4 min	4 min		

Match No : XD106 Table : 1

Umpires : le PAGE Tim (GGY) SRINIVASAN Sridhar (IND)

Player Statistics	REED D / SIBLEY K (ENG)					Match	CAMERON N / EDWARDS G (SCO)					Match
	Game						Game					
	1	2	3	4	5		1	2	3	4	5	
Points won	11	11	11			<b>33</b>	7	5	3			<b>15</b>
Biggest lead	4	6	8			<b>8</b>	-	-	-			-
Points won on own serve	7	5	6			<b>18</b>	4	2	2			<b>8</b>
Points lost on own serve	3	3	1			<b>7</b>	4	6	4			<b>14</b>
Most consecutive points won	3	3	8			<b>8</b>	2	2	2			<b>2</b>
Greatest deficit overcome	-	-	-			-	-	-	-			-
Handedness/Grip	Right/Shakehand - Right/Shakehand						Right/Shakehand - Right/Shakehand					

### Game Progress

1	<b>REED D / SIBLEY K (ENG)</b>	-*0	2	*-3	5	-*5	6	*-7	8	-*10	<b>11</b>
	CAMERON N / EDWARDS G (SCO)	0	-*0	1	*-1	3	-*4	5	*-6	6	<b>7</b>
2	<b>REED D / SIBLEY K (ENG)</b>	0	-*2	2	*-4	5	-*6	8	*-9	<b>11</b>	
	CAMERON N / EDWARDS G (SCO)	-*0	0	*-2	2	-*3	4	*-4	5	<b>5</b>	
3	<b>REED D / SIBLEY K (ENG)</b>	0	1	*-3	5	-*7	9	*-9	<b>11</b>		
	CAMERON N / EDWARDS G (SCO)	0	-*1	1	*-1	1	-*1	3	<b>3</b>		

### NOTES

"\*-" denotes first player of pair is server, "-\*" denotes second player of pair is server. The "Greatest deficit overcome" only applies when the pair ends up winning the game.

### LEGEND

**XD** Mixed Doubles





## Match Results

**POWELL David (AUS) 3-0 EDWARDS Conor (WAL)**  
**LAY Jian Fang PHILLIPS Angharad**

Game Summary		Match	Game 1	Game 2	Game 3	Game 4	Game 5
<b>POWELL David / LAY JF</b>	<b>AUS</b>	<b>3</b>	11	11	11		
EDWARDS Conor / PHILLIPS A	WAL	0	3	9	8		
Duration:		<b>16min</b>	4 min	5 min	5 min		

Match No : XD107 Table : 4

Umpires : GOUGH David (ENG) DZIOBA Greg (CAN)

Player Statistics	POWELL D / LAY JF (AUS)					Match	EDWARDS C / PHILLIPS A (WAL)					Match
	Game						Game					
	1	2	3	4	5		1	2	3	4	5	
Points won	11	11	11			<b>33</b>	3	9	8			<b>20</b>
Biggest lead	8	2	3			<b>8</b>	-	4	3			<b>4</b>
Points won on own serve	6	6	5			<b>17</b>	1	5	3			<b>9</b>
Points lost on own serve	2	4	5			<b>11</b>	5	5	6			<b>16</b>
Most consecutive points won	6	5	3			<b>6</b>	1	5	2			<b>5</b>
Greatest deficit overcome	-	4	3			<b>4</b>	-	-	-			<b>-</b>
Handedness/Grip	Right/Shakehand - Right/Penholder						Right/Shakehand - Left/Shakehand					

### Game Progress

1	<b>POWELL D / LAY JF (AUS)</b>	-*0	2	*-3	4	-*6	8	*-10	<b>11</b>			
	EDWARDS C / PHILLIPS A (WAL)	0	*-0	1	-*2	2	*-2	2	<b>3</b>			
2	<b>POWELL D / LAY JF (AUS)</b>	0	-*1	2	*-2	2	-*4	5	*-7	9	-*9	<b>11</b>
	EDWARDS C / PHILLIPS A (WAL)	*-0	1	-*2	4	*-6	6	-*7	7	*-7	9	<b>9</b>
3	<b>POWELL D / LAY JF (AUS)</b>	-*0	1	*-2	2	-*3	4	*-6	7	-*8	10	<b>11</b>
	EDWARDS C / PHILLIPS A (WAL)	0	*-1	2	-*4	5	*-6	6	-*7	8	*-8	<b>8</b>

### NOTES

"\*-" denotes first player of pair is server, "-\*" denotes second player of pair is server. The "Greatest deficit overcome" only applies when the pair ends up winning the game.

### LEGEND

**XD** Mixed Doubles



## Match Results

**ACHANTA Sharath Kamal (IND) 3-0 CHEE FENG Leong (MAS)**  
**KUMARESAN Shamini YING Ho**

Game Summary		Match	Game 1	Game 2	Game 3	Game 4	Game 5
<b>ACHANTA SK / KUMARESAN S</b>	<b>IND</b>	<b>3</b>	11	11	11		
CHEE FENG Leong / HO YING	MAS	0	5	8	8		
Duration:		17min	4 min	6 min	6 min		

Match No : XD108 Table : 9

Umpires : TAN Corelle (SIN) PURCELL Tom (ENG)

Player Statistics	ACHANTA SK / KUMARESAN S (IND)					Match	LEONG C F / HO YING (MAS)					Match
	Game						Game					
	1	2	3	4	5		1	2	3	4	5	
Points won	11	11	11			33	5	8	8			21
Biggest lead	6	3	4			6	-	2	-			2
Points won on own serve	8	4	6			18	4	2	5			11
Points lost on own serve	1	6	3			10	3	7	4			14
Most consecutive points won	5	3	3			5	2	3	2			3
Greatest deficit overcome	-	2	-			2	-	-	-			-
Handedness/Grip	Right/Shakehand - Right/Shakehand						Right/Shakehand - Right/Shakehand					

### Game Progress

1	<b>ACHANTA SK / KUMARESAN S (IND)</b>	0	-*2	4	*-5	7	-*7	9	*-9	11		
	LEONG C F / HO YING (MAS)	-*0	0	*-0	1	-*1	3	*-3	5	5		
2	<b>ACHANTA SK / KUMARESAN S (IND)</b>	-*0	1	*-2	3	-*4	4	*-6	7	-*9	10	11
	LEONG C F / HO YING (MAS)	0	-*1	2	*-3	4	-*6	6	*-7	7	-*8	8
3	<b>ACHANTA SK / KUMARESAN S (IND)</b>	0	-*1	3	*-3	4	-*6	7	*-9	10	-*10	11
	LEONG C F / HO YING (MAS)	0	1	*-1	3	-*4	4	*-5	5	-*6	8	8

### NOTES

"\*-" denotes first player of pair is server, "-\*" denotes second player of pair is server. The "Greatest deficit overcome" only applies when the pair ends up winning the game.

### LEGEND

**XD** Mixed Doubles



## Match Results

**DRINKHALL Paul (ENG) 3-0 YAN Xin (AUS)**  
**DRINKHALL Joanna ZHANG Ziyu**

Game Summary		Match	Game 1	Game 2	Game 3	Game 4	Game 5
<b>DRINKHALL Paul / DRINKHALL J</b>	<b>ENG</b>	<b>3</b>	11	11	12		
<b>YAN Xin / ZHANG Z</b>	<b>AUS</b>	<b>0</b>	8	5	10		
Duration:		<b>17min</b>	5 min	4 min	6 min		

Match No : XD109 Table : 8

Umpires : CHAY Winnie (SIN) MADHOSINGH Chandra (CAN)

Player Statistics	DRINKHALL P / DRINKHALL J (ENG)					Match	YAN X / ZHANG Z (AUS)					Match
	Game						Game					
	1	2	3	4	5		1	2	3	4	5	
Points won	11	11	12			<b>34</b>	8	5	10			<b>23</b>
Biggest lead	3	7	3			<b>7</b>	2	1	1			<b>2</b>
Points won on own serve	6	5	7			<b>18</b>	5	2	6			<b>13</b>
Points lost on own serve	3	3	4			<b>10</b>	5	6	5			<b>16</b>
Most consecutive points won	5	6	3			<b>6</b>	4	2	3			<b>4</b>
Greatest deficit overcome	2	1	1			<b>2</b>	-	-	-			<b>-</b>
Handedness/Grip	Right/Shakehand - Right/Shakehand						Right/Shakehand - Right/Shakehand					

### Game Progress

1	<b>DRINKHALL P / DRINKHALL J (ENG)</b>	0	*-1	2	*-3	5	*-5	5	*-7	9	*-10	<b>11</b>		
	YAN X / ZHANG Z (AUS)	*-0	1	*-2	3	*-3	5	*-7	7	*-7	8	<b>8</b>		
2	<b>DRINKHALL P / DRINKHALL J (ENG)</b>	*-0	1	*-2	4	*-6	7	*-9	10	<b>11</b>				
	YAN X / ZHANG Z (AUS)	0	*-1	2	*-2	2	*-3	3	*-4	<b>5</b>				
3	<b>DRINKHALL P / DRINKHALL J (ENG)</b>	0	*-1	2	*-3	5	*-6	7	*-7	8	*-9	10	*-11	<b>12</b>
	YAN X / ZHANG Z (AUS)	*-0	1	*-2	3	*-3	4	*-5	7	*-8	9	*-10	10	<b>10</b>

### NOTES

"\*-." denotes first player of pair is server, "-\*" denotes second player of pair is server. The "Greatest deficit overcome" only applies when the pair ends up winning the game.

### LEGEND

**XD** Mixed Doubles



## Match Results

**HO Andre (CAN) 3-0 XIAO Phillip (NZL)**  
**LUO Anqi HUNG Jenny**

Game Summary		Match	Game 1	Game 2	Game 3	Game 4	Game 5
HO Andre / LUO A	CAN	3	13	11	11		
XIAO Phillip / HUNG J	NZL	0	11	5	6		
Duration:		18min	6 min	4 min	5 min		

Match No : XD110 Table : 5

Umpires : HIGGINS Peter (WAL) ROBERTS Averil (AUS)

Player Statistics	HO A / LUO A (CAN)					Match	XIAO P / HUNG J (NZL)					Match
	Game						Game					
	1	2	3	4	5		1	2	3	4	5	
Points won	13	11	11			35	11	5	6			22
Biggest lead	2	6	5			6	2	1	-			2
Points won on own serve	7	6	5			18	6	3	3			12
Points lost on own serve	5	2	3			10	6	5	5			16
Most consecutive points won	3	7	4			7	3	1	2			3
Greatest deficit overcome	2	1	-			2	-	-	-			-
Handedness/Grip	Right/Shakehand - Right/Shakehand						Right/Shakehand - Right/Shakehand					

### Game Progress

1	HO A / LUO A (CAN)	0	*-1	2	*-3	4	*-5	6	*-7	7	*-8	10	*-10	11	*-12	13
	XIAO P / HUNG J (NZL)	*-0	1	*-2	3	*-4	5	*-6	7	*-9	10	*-10	11	*-11	11	11
2	HO A / LUO A (CAN)	*-0	1	*-2	4	*-6	8	*-9	10	11						
	XIAO P / HUNG J (NZL)	0	*-1	2	*-2	2	*-2	3	*-4	5						
3	HO A / LUO A (CAN)	0	*-1	2	*-4	4	*-6	8	*-8	10	11					
	XIAO P / HUNG J (NZL)	0	1	*-2	2	*-4	4	*-4	6	*-6	6					

### NOTES

"\*-." denotes first player of pair is server, "-\*" denotes second player of pair is server. The "Greatest deficit overcome" only applies when the pair ends up winning the game.

### LEGEND

**XD** Mixed Doubles



## Match Results

**ANTHONY ARPUTHARAJ Amalraj (IND) 3-1 ST. LOUIS Dexter (TTO)**  
**PATKAR Madhurika Suhas CHUNG Rheann**

Game Summary		Match	Game 1	Game 2	Game 3	Game 4	Game 5
<b>ANTHONY ARPUTH / PATKAR MS</b>	<b>IND</b>	<b>3</b>	11	11	9	11	
ST. LOUIS Dexter / CHUNG R	TTO	1	4	9	11	4	
Duration:		<b>23min</b>	4 min	6 min	6 min	4 min	

Match No : XD111 Table : 3

Umpires : JUTLE Harry (ENG) SAVVA Andreas (CYP)

Player Statistics	ANTHONY ARPUTHARAJ / PATKAR MS (IND)					Match	ST. LOUIS D / CHUNG R (TTO)					Match
	Game						Game					
	1	2	3	4	5		1	2	3	4	5	
Points won	11	11	9	11		<b>42</b>	4	9	11	4		<b>28</b>
Biggest lead	7	2	1	7		<b>7</b>	1	2	2	-		<b>2</b>
Points won on own serve	5	5	5	6		<b>21</b>	2	4	6	2		<b>14</b>
Points lost on own serve	2	5	5	2		<b>14</b>	6	6	3	5		<b>20</b>
Most consecutive points won	6	3	3	6		<b>6</b>	3	2	2	1		<b>3</b>
Greatest deficit overcome	1	2	-	-		<b>2</b>	-	-	1	-		<b>1</b>
Handedness/Grip	Right/Shakehand - Right/Shakehand						Left/Shakehand - Right/Shakehand					

### Game Progress

1	ANTHONY ARPUTHARAJ / PATKAR MS (IND)	0	*1	3	*5	5	*6	8	*10	<b>11</b>		
	ST. LOUIS D / CHUNG R (TTO)	*0	1	*1	1	*3	4	*4	4	<b>4</b>		
2	ANTHONY ARPUTHARAJ / PATKAR MS (IND)	*0	1	*2	3	*3	4	*6	7	*8	9	<b>11</b>
	ST. LOUIS D / CHUNG R (TTO)	0	*1	2	*3	5	*6	6	*7	8	*9	<b>9</b>
3	ANTHONY ARPUTHARAJ / PATKAR MS (IND)	0	*1	2	*2	4	*5	6	*7	8	*9	<b>9</b>
	ST. LOUIS D / CHUNG R (TTO)	0	1	*2	4	*4	5	*6	7	*8	9	<b>11</b>
4	ANTHONY ARPUTHARAJ / PATKAR MS (IND)	*0	1	*2	4	*5	6	*8	10	<b>11</b>		
	ST. LOUIS D / CHUNG R (TTO)	0	*1	2	*2	3	*4	4	*4	<b>4</b>		

### NOTES

"\*-." denotes first player of pair is server, "-\*" denotes second player of pair is server. The "Greatest deficit overcome" only applies when the pair ends up winning the game.

### LEGEND

**XD** Mixed Doubles



### Match Results

**GAO Ning (SIN) 3-1 JENKINS Stephen (WAL)**  
**LIN Ye OWEN Naomi**

Game Summary		Match	Game 1	Game 2	Game 3	Game 4	Game 5
<b>GAO Ning / LIN Y</b>	<b>SIN</b>	<b>3</b>	8	11	11	11	
JENKINS Stephen / OWEN N	WAL	1	11	5	5	4	
Duration:		<b>23min</b>	6 min	5 min	5 min	5 min	

Match No : XD112 Table : 2

Umpires : JACKSON Brian (ENG) DUBEY Atul (IND)

Player Statistics	GAO N / LIN Y (SIN)					Match	JENKINS S / OWEN N (WAL)					Match
	Game						Game					
	1	2	3	4	5		1	2	3	4	5	
Points won	8	11	11	11		<b>41</b>	11	5	5	4		<b>25</b>
Biggest lead	-	6	6	7		<b>7</b>	5	1	1	-		<b>5</b>
Points won on own serve	6	7	5	5		<b>23</b>	7	4	2	2		<b>15</b>
Points lost on own serve	4	1	3	2		<b>10</b>	2	4	6	6		<b>18</b>
Most consecutive points won	2	4	5	6		<b>6</b>	5	2	1	2		<b>5</b>
Greatest deficit overcome	-	1	1	-		<b>1</b>	-	-	-	-		<b>-</b>
Handedness/Grip	Right/Shakehand - Right/Shakehand						Right/Shakehand - Right/Shakehand					

#### Game Progress

1	<b>GAO N / LIN Y (SIN)</b>	*-0	1	*-1	1	*-2	3	*-4	6	*-6	8	<b>8</b>
	<b>JENKINS S / OWEN N (WAL)</b>	0	*-1	3	*-5	6	*-7	8	*-8	10	*-10	<b>11</b>
2	<b>GAO N / LIN Y (SIN)</b>	0	*-1	2	*-3	5	*-6	8	*-9	<b>11</b>		
	JENKINS S / OWEN N (WAL)	*-0	1	*-2	3	*-3	4	*-4	5	<b>5</b>		
3	<b>GAO N / LIN Y (SIN)</b>	*-0	1	*-3	4	*-5	6	*-7	9	<b>11</b>		
	JENKINS S / OWEN N (WAL)	0	*-1	1	*-2	3	*-4	5	*-5	<b>5</b>		
4	<b>GAO N / LIN Y (SIN)</b>	0	*-2	4	*-6	7	*-7	8	*-10	<b>11</b>		
	JENKINS S / OWEN N (WAL)	*-0	0	*-0	0	*-1	3	*-4	4	<b>4</b>		

#### NOTES

"\*-." denotes first player of pair is server, "-\*" denotes second player of pair is server. The "Greatest deficit overcome" only applies when the pair ends up winning the game.

#### LEGEND

**XD** Mixed Doubles



## Match Results

**ZHAN Jian (SIN) 3-0 ARUNA Quadri (NGR)**  
**FENG Tianwei OSHONAIKE Olufunke**

Game Summary		Match	Game 1	Game 2	Game 3	Game 4	Game 5
ZHAN Jian / FENG T	SIN	3	13	11	11		
ARUNA Quadri / OSHONAIKE O	NGR	0	11	6	6		
Duration:		19min	7 min	5 min	5 min		

Match No : XD113 Table : 10

Umpires : WILLIAMS Jackie (WAL) le PAGE Tim (GGY)

Player Statistics	ZHAN J / FENG T (SIN)					Match	ARUNA Q / OSHONAIKE O (NGR)					Match
	Game						Game					
	1	2	3	4	5		1	2	3	4	5	
Points won	13	11	11			35	11	6	6			23
Biggest lead	2	5	5			5	3	1	1			3
Points won on own serve	8	6	5			19	7	3	3			13
Points lost on own serve	4	3	3			10	5	5	6			16
Most consecutive points won	4	5	4			5	3	2	3			3
Greatest deficit overcome	3	1	1			3	-	-	-			-
Handedness/Grip	Right/Shakehand - Right/Shakehand						/Shakehand - /					

### Game Progress

1	ZHAN J / FENG T (SIN)	0	*0	1	*-2	4	*-5	6	*-6	8	*-10	10	*-10	11	*-12	13
	ARUNA Q / OSHONAIKE O (NGR)	*0	2	*-3	4	*-4	5	*-6	8	*-8	8	*-10	11	*-11	11	11
2	ZHAN J / FENG T (SIN)	*0	1	*-3	5	*-6	7	*-8	9	*-10	11					
	ARUNA Q / OSHONAIKE O (NGR)	0	*-1	1	*-1	2	*-3	4	*-5	6	6					
3	ZHAN J / FENG T (SIN)	0	*-2	2	*-3	5	*-6	7	*-8	10	11					
	ARUNA Q / OSHONAIKE O (NGR)	*0	0	*-2	3	*-3	4	*-5	6	*-6	6					

### NOTES

"\*-." denotes first player of pair is server, "-\*" denotes second player of pair is server. The "Greatest deficit overcome" only applies when the pair ends up winning the game.

### LEGEND

**XD** Mixed Doubles



## Match Results

**HENZELL William (AUS) 3-2 WALKER Sam (ENG)**  
**MIAO Miao le FEVRE Karina**

Game Summary		Match	Game 1	Game 2	Game 3	Game 4	Game 5
HENZELL William / MIAO M	AUS	3	4	11	11	7	11
WALKER Sam / le FEVRE K	ENG	2	11	9	7	11	9
Duration:		35min	4 min	7 min	5 min	5 min	8 min

Match No : XD114 Table : 8

Umpires : CHAN Gregory (CAN) MERCER Alexander (ENG)

Player Statistics	HENZELL W / MIAO M (AUS)						WALKER S / le FEVRE K (ENG)					
	Game					Match	Game					Match
	1	2	3	4	5		1	2	3	4	5	
Points won	4	11	11	7	11	44	11	9	7	11	9	47
Biggest lead	-	3	4	-	2	4	7	1	-	5	2	7
Points won on own serve	1	7	6	3	4	21	4	6	3	6	3	22
Points lost on own serve	7	3	4	5	6	25	3	4	5	4	7	23
Most consecutive points won	2	4	2	4	3	4	4	4	2	5	2	5
Greatest deficit overcome	-	1	-	-	2	2	-	-	-	-	-	-
Handedness/Grip	Right/Shakehand - Right/Shakehand						Right/Shakehand - Right/Shakehand					

### Game Progress

1	HENZELL W / MIAO M (AUS)	-*0	1	*-1	1	-*3	3	*-4	4	4
	WALKER S / le FEVRE K (ENG)	0	-*1	3	*-5	5	-*7	8	*-10	11
2	HENZELL W / MIAO M (AUS)	0	-*1	3	*-4	5	-*5	6	*-8	9
	WALKER S / le FEVRE K (ENG)	-*0	1	*-1	2	-*3	5	*-6	6	-*7
3	HENZELL W / MIAO M (AUS)	-*0	2	*-3	3	-*4	6	*-7	8	-*10
	WALKER S / le FEVRE K (ENG)	0	-*0	1	*-3	4	-*4	5	*-6	6
4	HENZELL W / MIAO M (AUS)	0	-*0	0	*-1	3	-*4	5	*-6	6
	WALKER S / le FEVRE K (ENG)	-*0	2	*-4	5	-*5	6	*-7	8	-*10
5	HENZELL W / MIAO M (AUS)	-*0	1	*-1	2	-*4	5	*-7	7	-*8
	WALKER S / le FEVRE K (ENG)	0	-*1	3	*-4	4	-*5	5	*-7	8

### NOTES

"\*-." denotes first player of pair is server, "-\*" denotes second player of pair is server. The "Greatest deficit overcome" only applies when the pair ends up winning the game.

### LEGEND

**XD** Mixed Doubles





## Match Results

**PITCHFORD Liam (ENG) 3-0 LIU Tengteng (NZL)**  
**HO Tin-Tin LI Karen**

Game Summary		Match	Game 1	Game 2	Game 3	Game 4	Game 5
PITCHFORD Liam / HO TT	ENG	3	11	11	11		
LIU Tengteng / LI K	NZL	0	5	9	8		
Duration:		20min	5 min	6 min	6 min		

Match No : XD115 Table : 1

Umpires : SAVVA Andreas (CYP) FOOTE Ben (GGY)

Player Statistics	PITCHFORD L / HO TT (ENG)					Match	LIU T / LI K (NZL)					Match
	Game						Game					
	1	2	3	4	5		1	2	3	4	5	
Points won	11	11	11			33	5	9	8			22
Biggest lead	6	2	5			6	-	1	1			1
Points won on own serve	5	6	4			15	2	5	2			9
Points lost on own serve	3	4	6			13	6	5	7			18
Most consecutive points won	4	3	4			4	2	3	3			3
Greatest deficit overcome	-	1	1			1	-	-	-			-
Handedness/Grip	Right/Shakehand - Right/Shakehand						Right/Shakehand - Right/Shakehand					

### Game Progress

1	PITCHFORD L / HO TT (ENG)	*-0	2	*-3	4	*-5	6	*-8	9	11		
	LIU T / LI K (NZL)	0	*-0	1	*-2	3	*-4	4	*-5	5		
2	PITCHFORD L / HO TT (ENG)	0	*-1	2	*-3	5	*-5	6	*-8	8	*-9	11
	LIU T / LI K (NZL)	*-0	1	*-2	3	*-3	5	*-6	6	*-8	9	9
3	PITCHFORD L / HO TT (ENG)	*-0	1	*-3	4	*-5	6	*-8	9	*-10	10	11
	LIU T / LI K (NZL)	0	*-1	1	*-2	3	*-4	4	*-5	6	*-8	8

### NOTES

"\*-." denotes first player of pair is server, "-\*" denotes second player of pair is server. The "Greatest deficit overcome" only applies when the pair ends up winning the game.

### LEGEND

**XD** Mixed Doubles



## Match Results

**WANG Zhen Eugene (CAN) 3-0 CHEW Clarence (SIN)**  
**ZHANG Mo LI Isabelle**

Game Summary		Match	Game 1	Game 2	Game 3	Game 4	Game 5
WANG Zhen Eugene / ZHANG M	CAN	3	11	11	11		
CHEW Clarence / LI I	SIN	0	5	8	9		
Duration:		20min	5 min	6 min	6 min		

Match No : XD116 Table : 5

Umpires : DUBEY Atul (IND) TONGE Karen (ENG)

Player Statistics	WANG ZE / ZHANG M (CAN)					Match	CHEW C / LI I (SIN)					Match
	Game						Game					
	1	2	3	4	5		1	2	3	4	5	
Points won	11	11	11			33	5	8	9			22
Biggest lead	6	4	3			6	-	1	1			1
Points won on own serve	5	6	3			14	2	5	2			9
Points lost on own serve	3	3	7			13	6	5	8			19
Most consecutive points won	3	3	3			3	1	4	3			4
Greatest deficit overcome	-	1	1			1	-	-	-			-
Handedness/Grip	Right/Shakehand - Right/Shakehand						Left/Shakehand - Right/Shakehand					

### Game Progress

1	WANG ZE / ZHANG M (CAN)	-*0	2	*-3	4	-*6	7	*-8	9	11		
	CHEW C / LI I (SIN)	0	-*0	1	*-2	2	-*3	4	*-5	5		
2	WANG ZE / ZHANG M (CAN)	0	-*1	2	*-3	5	-*6	8	*-8	8	-*10	11
	CHEW C / LI I (SIN)	-*0	1	*-2	3	-*3	4	*-4	6	-*8	8	8
3	WANG ZE / ZHANG M (CAN)	-*0	1	*-3	4	-*5	5	*-7	8	-*9	9	11
	CHEW C / LI I (SIN)	0	-*1	1	*-2	3	-*5	5	*-6	7	-*9	9

### NOTES

"\*-." denotes first player of pair is server, "-\*" denotes second player of pair is server. The "Greatest deficit overcome" only applies when the pair ends up winning the game.

### LEGEND

**XD** Mixed Doubles



## Match Results

**REED Danny (ENG) 3-0 LI Hu (SIN)**  
**SIBLEY Kelly YU Mengyu**

Game Summary		Match	Game 1	Game 2	Game 3	Game 4	Game 5
<b>REED Danny / SIBLEY K</b>	<b>ENG</b>	<b>3</b>	11	11	11		
LI Hu / YU M	SIN	0	7	8	9		
Duration:		<b>20min</b>	5 min	6 min	7 min		

Match No : XD117 Table : 4

Umpires : CLAXTON Roy (SCO) COCHRANE Dave (ENG)

Player Statistics	REED D / SIBLEY K (ENG)					Match	LI H / YU M (SIN)					Match
	Game						Game					
	1	2	3	4	5		1	2	3	4	5	
Points won	11	11	11			<b>33</b>	7	8	9			<b>24</b>
Biggest lead	4	3	3			<b>4</b>	2	3	2			<b>3</b>
Points won on own serve	6	5	2			<b>13</b>	3	4	1			<b>8</b>
Points lost on own serve	4	4	8			<b>16</b>	5	6	9			<b>20</b>
Most consecutive points won	4	4	3			<b>4</b>	2	3	2			<b>3</b>
Greatest deficit overcome	2	3	2			<b>3</b>	-	-	-			<b>-</b>
Handedness/Grip	Right/Shakehand - Right/Shakehand						Right/Shakehand - Right/Shakehand					

### Game Progress

1	<b>REED D / SIBLEY K (ENG)</b>	-*0	0	*-2	4	-*5	6	*-7	8	-*9	<b>11</b>	
	LI H / YU M (SIN)	0	-*2	2	*-2	3	-*4	5	*-6	7	<b>7</b>	
2	<b>REED D / SIBLEY K (ENG)</b>	0	-*0	1	*-3	3	-*4	5	*-7	9	-*10	<b>11</b>
	LI H / YU M (SIN)	-*0	2	*-3	3	-*5	6	*-7	7	-*7	8	<b>8</b>
3	<b>REED D / SIBLEY K (ENG)</b>	-*0	0	*-2	3	-*5	6	*-7	7	-*9	9	<b>11</b>
	LI H / YU M (SIN)	0	-*2	2	*-3	3	-*4	5	*-7	7	-*9	<b>9</b>

### NOTES

"\*-." denotes first player of pair is server, "-\*" denotes second player of pair is server. The "Greatest deficit overcome" only applies when the pair ends up winning the game.

### LEGEND

**XD** Mixed Doubles



## Match Results

**ACHANTA Sharath Kamal (IND) 3-2 POWELL David (AUS)**  
**KUMARESAN Shamini LAY Jian Fang**

Game Summary		Match	Game 1	Game 2	Game 3	Game 4	Game 5
<b>ACHANTA SK / KUMARESAN S</b>	<b>IND</b>	<b>3</b>	11	8	4	13	11
POWELL David / LAY JF	AUS	2	6	11	11	11	7
Duration:		<b>38min</b>	5 min	6 min	5 min	9 min	7 min

Match No : XD118 Table : 2

Umpires : SCARR Val (NZL) PETERS John (NGR)

Player Statistics	ACHANTA SK / KUMARESAN S (IND)						POWELL D / LAY JF (AUS)					
	Game					Match	Game					Match
	1	2	3	4	5		1	2	3	4	5	
Points won	11	8	4	13	11	<b>47</b>	6	11	11	11	7	<b>46</b>
Biggest lead	6	2	-	2	4	<b>6</b>	-	3	7	3	1	<b>7</b>
Points won on own serve	4	3	1	6	5	<b>19</b>	2	4	5	5	4	<b>20</b>
Points lost on own serve	4	7	6	6	3	<b>26</b>	7	5	3	7	6	<b>28</b>
Most consecutive points won	6	3	1	3	3	<b>6</b>	3	4	5	5	2	<b>5</b>
Greatest deficit overcome	-	-	-	3	1	<b>3</b>	-	2	-	-	-	<b>2</b>
Handedness/Grip	Right/Shakehand - Right/Shakehand						Right/Shakehand - Right/Penholder					

### Game Progress

1	<b>ACHANTA SK / KUMARESAN S (IND)</b>	0	*-2	4	*-6	6	*-7	8	*-9	10	<b>11</b>					
	POWELL D / LAY JF (AUS)	*-0	0	*-0	0	*-2	3	*-4	5	*-6	<b>6</b>					
2	<b>ACHANTA SK / KUMARESAN S (IND)</b>	*-0	0	*-1	3	*-4	5	*-7	7	*-8	<b>8</b>					
	<b>POWELL D / LAY JF (AUS)</b>	0	*-2	3	*-3	4	*-5	5	*-7	8	*-10					
3	<b>ACHANTA SK / KUMARESAN S (IND)</b>	0	*-1	1	*-1	2	*-3	3	*-4	<b>4</b>						
	<b>POWELL D / LAY JF (AUS)</b>	*-0	1	*-3	5	*-6	7	*-9	10	<b>11</b>						
4	<b>ACHANTA SK / KUMARESAN S (IND)</b>	*-0	1	*-3	3	*-3	4	*-6	7	*-7	9	*-10	10	*-11	12	<b>13</b>
	POWELL D / LAY JF (AUS)	0	*-1	1	*-3	5	*-6	6	*-7	9	*-9	10	*-11	11	*-11	<b>11</b>
5	<b>ACHANTA SK / KUMARESAN S (IND)</b>	0	*-1	2	*-4	5	*-6	7	*-8	10	<b>11</b>					
	POWELL D / LAY JF (AUS)	*-0	1	*-2	2	*-3	4	*-5	6	*-6	<b>7</b>					

### NOTES

"\*-." denotes first player of pair is server, "-\*" denotes second player of pair is server. The "Greatest deficit overcome" only applies when the pair ends up winning the game.

### LEGEND

**XD** Mixed Doubles



## Match Results

**DRINKHALL Paul (ENG) 3-2 HO Andre (CAN)**  
**DRINKHALL Joanna LUO Anqi**

Game Summary		Match	Game 1	Game 2	Game 3	Game 4	Game 5
DRINKHALL Paul / DRINKHALL J	ENG	3	11	11	4	7	11
HO Andre / LUO A	CAN	2	8	4	11	11	3
Duration:		31min	5 min	4 min	5 min	6 min	5 min

Match No : XD119 Table : 9

Umpires : MUDIBO Andrew (KEN) SUTCLIFFE Russell (ENG)

Player Statistics	DRINKHALL P / DRINKHALL J (ENG)						HO A / LUO A (CAN)					
	Game					Match	Game					Match
	1	2	3	4	5		1	2	3	4	5	
Points won	11	11	4	7	11	44	8	4	11	11	3	37
Biggest lead	3	7	1	2	8	8	1	1	7	4	-	7
Points won on own serve	4	5	3	4	7	23	2	2	6	7	2	19
Points lost on own serve	6	2	5	4	1	18	7	6	1	3	4	21
Most consecutive points won	3	6	2	3	5	6	2	2	6	4	1	6
Greatest deficit overcome	1	1	-	-	-	1	-	-	1	2	-	2
Handedness/Grip	Right/Shakehand - Right/Shakehand						Right/Shakehand - Right/Shakehand					

### Game Progress

1	DRINKHALL P / DRINKHALL J (ENG)	-*0	1	*-3	3	-*5	6	*-7	8	-*9	10	11
	HO A / LUO A (CAN)	0	-*1	1	*-3	3	-*4	5	*-6	7	-*8	8
2	DRINKHALL P / DRINKHALL J (ENG)	0	-*1	3	*-5	6	-*8	9	*-10	11		
	HO A / LUO A (CAN)	-*0	1	*-1	1	-*2	2	*-3	4	4		
3	DRINKHALL P / DRINKHALL J (ENG)	-*0	1	*-2	3	-*3	4	*-4	4	4		
	HO A / LUO A (CAN)	0	-*1	2	*-3	5	-*6	8	*-10	11		
4	DRINKHALL P / DRINKHALL J (ENG)	0	-*1	3	*-3	5	-*6	6	*-7	7	7	
	HO A / LUO A (CAN)	-*0	1	*-1	3	-*3	4	*-6	7	-*9	11	
5	DRINKHALL P / DRINKHALL J (ENG)	-*0	2	*-3	5	-*7	8	*-9	11			
	HO A / LUO A (CAN)	0	-*0	1	*-1	1	-*2	3	3			

### NOTES

"\*-." denotes first player of pair is server, "-\*" denotes second player of pair is server. The "Greatest deficit overcome" only applies when the pair ends up winning the game.

### LEGEND

**XD** Mixed Doubles



## Match Results

**GAO Ning (SIN) 3-2 ANTHONY ARPUTHARAJ Amalraj (IND)**  
**LIN Ye PATKAR Madhurika Suhas**

Game Summary		Match	Game 1	Game 2	Game 3	Game 4	Game 5
<b>GAO Ning / LIN Y</b>	<b>SIN</b>	<b>3</b>	7	11	12	7	11
<b>ANTHONY ARPUTH / PATKAR MS</b>	<b>IND</b>	<b>2</b>	11	3	10	11	4
Duration:		<b>32min</b>	5 min	4 min	7 min	7 min	5 min

Match No : XD120 Table : 3

Umpires : BROWN David (ENG) SRINIVASAN Sridhar (IND)

Player Statistics	GAO N / LIN Y (SIN)						ANTHONY ARPUTHARAJ / PATKAR MS (IND)					
	Game					Match	Game					Match
	1	2	3	4	5		1	2	3	4	5	
Points won	7	11	12	7	11	<b>48</b>	11	3	10	11	4	<b>39</b>
Biggest lead	-	8	3	4	7	<b>8</b>	4	1	1	4	1	<b>4</b>
Points won on own serve	6	5	7	4	7	<b>29</b>	9	0	6	5	4	<b>24</b>
Points lost on own serve	2	3	4	6	0	<b>15</b>	1	6	5	3	4	<b>19</b>
Most consecutive points won	3	5	3	4	5	<b>5</b>	3	1	3	5	2	<b>5</b>
Greatest deficit overcome	-	1	1	-	1	<b>1</b>	-	-	-	4	-	<b>4</b>
Handedness/Grip	Right/Shakehand - Right/Shakehand						Right/Shakehand - Right/Shakehand					

### Game Progress

1	<b>GAO N / LIN Y (SIN)</b>	0	*-0	1	*-1	3	*-4	5	*-5	7	<b>7</b>			
	ANTHONY ARPUTHARAJ / PATKAR MS (IND)	*-0	2	*-3	5	*-5	6	*-7	9	*-9	<b>11</b>			
2	<b>GAO N / LIN Y (SIN)</b>	*-0	1	*-3	4	*-6	7	*-9	<b>11</b>					
	ANTHONY ARPUTHARAJ / PATKAR MS (IND)	0	*-1	1	*-2	2	*-3	3	<b>3</b>					
3	<b>GAO N / LIN Y (SIN)</b>	0	*-2	3	*-3	4	*-5	6	*-7	9	*-9	10	*-11	<b>12</b>
	ANTHONY ARPUTHARAJ / PATKAR MS (IND)	*-0	0	*-1	3	*-4	5	*-6	7	*-7	9	*-10	10	<b>10</b>
4	<b>GAO N / LIN Y (SIN)</b>	*-0	1	*-3	5	*-5	5	*-6	6	*-6	<b>7</b>			
	ANTHONY ARPUTHARAJ / PATKAR MS (IND)	0	*-1	1	*-1	3	*-5	6	*-8	10	<b>11</b>			
5	<b>GAO N / LIN Y (SIN)</b>	0	*-1	3	*-3	5	*-6	8	*-10	<b>11</b>				
	ANTHONY ARPUTHARAJ / PATKAR MS (IND)	*-0	1	*-1	3	*-3	4	*-4	4	<b>4</b>				

### NOTES

"\*-." denotes first player of pair is server, "-\*" denotes second player of pair is server. The "Greatest deficit overcome" only applies when the pair ends up winning the game.

### LEGEND

**XD** Mixed Doubles



## Match Results

**ZHAN Jian (SIN) 3-0 HENZELL William (AUS)**  
**FENG Tianwei MIAO Miao**

Game Summary		Match	Game 1	Game 2	Game 3	Game 4	Game 5
ZHAN Jian / FENG T	SIN	3	11	11	14		
HENZELL William / MIAO M	AUS	0	8	4	12		
Duration:		21min	6 min	4 min	9 min		

Match No : XD121 Table : 4

Umpires : SCARR Val (NZL) PETERS John (NGR)

Player Statistics	ZHAN J / FENG T (SIN)					Match	HENZELL W / MIAO M (AUS)					Match
	Game						Game					
	1	2	3	4	5		1	2	3	4	5	
Points won	11	11	14			36	8	4	12			24
Biggest lead	3	7	2			7	3	-	3			3
Points won on own serve	4	5	7			16	2	2	6			10
Points lost on own serve	6	2	6			14	7	6	7			20
Most consecutive points won	3	6	3			6	2	2	4			4
Greatest deficit overcome	3	-	3			3	-	-	-			-
Handedness/Grip	Right/Shakehand - Right/Shakehand						Right/Shakehand - Right/Shakehand					

### Game Progress

1	ZHAN J / FENG T (SIN)	-*0	0	*-2	2	-*3	4	*-6	7	-*8	10	11						
	HENZELL W / MIAO M (AUS)	0	-*2	2	*-4	5	-*6	6	*-7	8	-*8	8						
2	ZHAN J / FENG T (SIN)	0	*-2	3	-*5	7	*-8	9	-*10	11								
	HENZELL W / MIAO M (AUS)	*-0	0	-*1	1	*-1	2	-*3	4	4								
3	ZHAN J / FENG T (SIN)	-*0	1	*-3	3	-*3	5	*-5	6	-*8	9	*-10	11	*-11	11	*-12	13	14
	HENZELL W / MIAO M (AUS)	0	-*1	1	*-3	5	-*5	7	*-8	8	-*9	10	*-10	11	-*12	12	*-12	12

### NOTES

"\*-." denotes first player of pair is server, "-\*" denotes second player of pair is server. The "Greatest deficit overcome" only applies when the pair ends up winning the game.

### LEGEND

**XD** Mixed Doubles



## Match Results

**PITCHFORD Liam (ENG) 3-2 WANG Zhen Eugene (CAN)**  
**HO Tin-Tin ZHANG Mo**

Game Summary		Match	Game 1	Game 2	Game 3	Game 4	Game 5
PITCHFORD Liam / HO TT	ENG	3	11	5	11	8	11
WANG Zhen Eugene / ZHANG M	CAN	2	4	11	5	11	8
Duration:		31min	4 min	4 min	5 min	7 min	7 min

Match No : XD122 Table : 9

Umpires : NEELAKANTA IYER Ganeshan (IND) ROBERTS Averil (AUS)

Player Statistics	PITCHFORD L / HO TT (ENG)						WANG ZE / ZHANG M (CAN)					
	Game					Match	Game					Match
	1	2	3	4	5		1	2	3	4	5	
Points won	11	5	11	8	11	46	4	11	5	11	8	39
Biggest lead	7	1	6	3	3	7	1	6	1	3	1	6
Points won on own serve	5	3	4	4	5	21	2	6	1	5	4	18
Points lost on own serve	2	5	4	6	4	21	6	2	7	4	6	25
Most consecutive points won	5	2	6	3	3	6	1	5	2	6	2	6
Greatest deficit overcome	1	-	1	-	1	1	-	1	-	3	-	3
Handedness/Grip	Right/Shakehand - Right/Shakehand						Right/Shakehand - Right/Shakehand					

### Game Progress

1	PITCHFORD L / HO TT (ENG)	0	*1	2	*3	5	*7	8	*10	11
	WANG ZE / ZHANG M (CAN)	*0	1	*2	3	*3	3	*4	4	4
2	PITCHFORD L / HO TT (ENG)	*0	1	*2	2	*2	3	*4	5	5
	WANG ZE / ZHANG M (CAN)	0	*1	2	*4	6	*7	8	*9	11
3	PITCHFORD L / HO TT (ENG)	0	*1	2	*4	4	*6	8	*10	11
	WANG ZE / ZHANG M (CAN)	*0	1	*2	2	*4	4	*4	4	5
4	PITCHFORD L / HO TT (ENG)	*0	2	*3	3	*5	6	*7	8	*8
	WANG ZE / ZHANG M (CAN)	0	*0	1	*3	3	*4	5	*6	8
5	PITCHFORD L / HO TT (ENG)	0	*1	2	*4	5	*6	7	*8	9
	WANG ZE / ZHANG M (CAN)	*0	1	*2	2	*3	4	*5	6	*7

### NOTES

"\*-" denotes first player of pair is server, "-\*" denotes second player of pair is server. The "Greatest deficit overcome" only applies when the pair ends up winning the game.

### LEGEND

**XD** Mixed Doubles





## Match Results

**REED Danny (ENG) 3-2 ACHANTA Sharath Kamal (IND)**  
**SIBLEY Kelly KUMARESAN Shamini**

Game Summary		Match	Game 1	Game 2	Game 3	Game 4	Game 5
<b>REED Danny / SIBLEY K</b>	<b>ENG</b>	<b>3</b>	11	11	5	12	11
<b>ACHANTA SK / KUMARESAN S</b>	<b>IND</b>	<b>2</b>	7	9	11	14	4
Duration:		<b>38min</b>	5 min	7 min	5 min	11 min	6 min

Match No : XD123 Table : 1

Umpires : MUGWANYA Ronald (UGA) TAN Corelle (SIN)

Player Statistics	REED D / SIBLEY K (ENG)						ACHANTA SK / KUMARESAN S (IND)					
	Game					Match	Game					Match
	1	2	3	4	5		1	2	3	4	5	
Points won	11	11	5	12	11	<b>50</b>	7	9	11	14	4	<b>45</b>
Biggest lead	4	2	-	2	7	<b>7</b>	2	3	6	2	-	<b>6</b>
Points won on own serve	9	5	4	6	5	<b>29</b>	6	4	7	7	1	<b>25</b>
Points lost on own serve	1	5	4	7	3	<b>20</b>	2	6	1	6	6	<b>21</b>
Most consecutive points won	6	3	2	4	5	<b>6</b>	2	2	4	3	2	<b>4</b>
Greatest deficit overcome	2	3	-	-	-	<b>3</b>	-	-	-	2	-	<b>2</b>
Handedness/Grip	Right/Shakehand - Right/Shakehand						Right/Shakehand - Right/Shakehand					

### Game Progress

1	<b>REED D / SIBLEY K (ENG)</b>	-*0	1	*-1	3	*-3	5	*-7	9	*-9	<b>11</b>							
	ACHANTA SK / KUMARESAN S (IND)	0	*-1	3	*-3	5	*-5	5	*-5	7	<b>7</b>							
2	<b>REED D / SIBLEY K (ENG)</b>	0	*-0	1	*-2	3	*-5	5	*-7	8	*-9	<b>11</b>						
	ACHANTA SK / KUMARESAN S (IND)	*-0	2	*-3	4	*-5	5	*-7	7	*-8	9	<b>9</b>						
3	<b>REED D / SIBLEY K (ENG)</b>	*-0	0	*-0	1	*-1	3	*-4	5	<b>5</b>								
	ACHANTA SK / KUMARESAN S (IND)	0	*-2	4	*-5	7	*-7	8	*-9	<b>11</b>								
4	<b>REED D / SIBLEY K (ENG)</b>	0	*-1	2	*-3	3	*-4	6	*-8	9	*-10	10	*-10	11	*-11	12	*-12	<b>12</b>
	ACHANTA SK / KUMARESAN S (IND)	*-0	1	*-2	3	*-5	6	*-6	6	*-7	8	*-10	11	*-11	12	*-12	13	<b>14</b>
5	<b>REED D / SIBLEY K (ENG)</b>	*-0	2	*-4	5	*-6	6	*-8	10	<b>11</b>								
	ACHANTA SK / KUMARESAN S (IND)	0	*-0	0	*-1	2	*-4	4	*-4	<b>4</b>								

### NOTES

"\*-." denotes first player of pair is server, "-\*" denotes second player of pair is server. The "Greatest deficit overcome" only applies when the pair ends up winning the game.

### LEGEND

**XD** Mixed Doubles



## Match Results

**DRINKHALL Paul (ENG) 3-1 GAO Ning (SIN)**  
**DRINKHALL Joanna** LIN Ye

Game Summary		Match	Game 1	Game 2	Game 3	Game 4	Game 5
<b>DRINKHALL Paul / DRINKHALL J</b>	<b>ENG</b>	<b>3</b>	11	11	8	11	
<b>GAO Ning / LIN Y</b>	<b>SIN</b>	<b>1</b>	9	6	11	6	
Duration:		<b>26min</b>	6 min	5 min	6 min	7 min	

Match No : XD124 Table : 2

Umpires : HO Fanny (AUS) WANG Luan Foon (MAS)

Player Statistics	DRINKHALL P / DRINKHALL J (ENG)					Match	GAO N / LIN Y (SIN)					Match
	Game						Game					
	1	2	3	4	5		1	2	3	4	5	
Points won	11	11	8	11		<b>41</b>	9	6	11	6		<b>32</b>
Biggest lead	2	6	1	5		<b>6</b>	2	-	3	2		<b>3</b>
Points won on own serve	8	4	5	3		<b>20</b>	7	2	6	1		<b>16</b>
Points lost on own serve	2	4	5	5		<b>16</b>	3	7	3	8		<b>21</b>
Most consecutive points won	3	3	3	4		<b>4</b>	3	2	3	3		<b>3</b>
Greatest deficit overcome	2	-	-	2		<b>2</b>	-	-	1	-		<b>1</b>
Handedness/Grip	Right/Shakehand - Right/Shakehand						Right/Shakehand - Right/Shakehand					

### Game Progress

1	<b>DRINKHALL P / DRINKHALL J (ENG)</b>	-*0	1	*-1	3	-*4	6	*-6	7	-*8	10	<b>11</b>
	GAO N / LIN Y (SIN)	0	-*1	3	*-3	4	-*4	6	*-7	8	-*8	<b>9</b>
2	<b>DRINKHALL P / DRINKHALL J (ENG)</b>	0	-*1	3	*-4	5	-*7	8	*-10	10	<b>11</b>	
	GAO N / LIN Y (SIN)	-*0	1	*-1	2	-*3	3	*-4	4	-*6	<b>6</b>	
3	<b>DRINKHALL P / DRINKHALL J (ENG)</b>	-*0	1	*-1	3	-*4	4	*-5	6	-*7	8	<b>8</b>
	GAO N / LIN Y (SIN)	0	-*1	3	*-3	4	-*6	7	*-8	9	-*10	<b>11</b>
4	<b>DRINKHALL P / DRINKHALL J (ENG)</b>	0	-*1	1	*-3	4	-*6	7	*-9	10	<b>11</b>	
	GAO N / LIN Y (SIN)	-*0	1	*-3	3	-*4	4	*-5	5	-*6	<b>6</b>	

### NOTES

"\*-" denotes first player of pair is server, "-\*" denotes second player of pair is server. The "Greatest deficit overcome" only applies when the pair ends up winning the game.

### LEGEND

**XD** Mixed Doubles



## Match Results

**PITCHFORD Liam (ENG) 3-2 ZHAN Jian (SIN)**  
**HO Tin-Tin FENG Tianwei**

Game Summary		Match	Game 1	Game 2	Game 3	Game 4	Game 5
PITCHFORD Liam / HO TT	ENG	3	12	11	11	6	11
ZHAN Jian / FENG T	SIN	2	10	8	13	11	5
Duration:		37min	6 min	6 min	8 min	6 min	6 min

Match No : XD125 Table : 1  
Umpires : SCARR Val (NZL) CLAXTON Roy (SCO)

Player Statistics	PITCHFORD L / HO TT (ENG)						ZHAN J / FENG T (SIN)					
	Game					Match	Game					Match
	1	2	3	4	5		1	2	3	4	5	
Points won	12	11	11	6	11	51	10	8	13	11	5	47
Biggest lead	2	4	2	-	6	6	3	1	2	5	-	5
Points won on own serve	6	5	6	2	6	25	5	3	7	4	3	22
Points lost on own serve	5	5	6	6	2	24	6	6	5	4	5	26
Most consecutive points won	4	4	2	2	3	4	4	2	3	5	2	5
Greatest deficit overcome	3	1	-	-	-	3	-	-	2	-	-	2
Handedness/Grip	Right/Shakehand - Right/Shakehand						Right/Shakehand - Right/Shakehand					

### Game Progress

1	PITCHFORD L / HO TT (ENG)	0	*1	2	*3	3	*4	6	*7	7	*8	10	*11	12
	ZHAN J / FENG T (SIN)	*0	1	*2	3	*5	6	*6	7	*9	10	*10	10	10
2	PITCHFORD L / HO TT (ENG)	*0	1	*2	3	*4	5	*6	8	*10	10	11		
	ZHAN J / FENG T (SIN)	0	*1	2	*3	4	*5	6	*6	6	*8	8		
3	PITCHFORD L / HO TT (ENG)	0	*2	2	*3	4	*5	6	*7	9	*9	10	*10	11
	ZHAN J / FENG T (SIN)	*0	0	*2	3	*4	5	*6	7	*7	9	*10	11	*11
4	PITCHFORD L / HO TT (ENG)	0	0	*2	2	*3	5	*6	6	*6	6			
	ZHAN J / FENG T (SIN)	0	*2	2	*4	5	*5	6	*8	10	11			
5	PITCHFORD L / HO TT (ENG)	0	*2	3	*5	6	*7	9	*9	11				
	ZHAN J / FENG T (SIN)	*0	0	*1	1	*2	3	*3	5	5				

### NOTES

"\*-" denotes first player of pair is server, "-\*" denotes second player of pair is server. The "Greatest deficit overcome" only applies when the pair ends up winning the game.

### LEGEND

**XD** Mixed Doubles



## Match Results

**DRINKHALL Paul (ENG) 3-2 REED Danny (ENG)**  
**DRINKHALL Joanna SIBLEY Kelly**

Game Summary		Match	Game 1	Game 2	Game 3	Game 4	Game 5
DRINKHALL Paul / DRINKHALL J	ENG	3	11	8	5	11	11
REED Danny / SIBLEY K	ENG	2	5	11	11	8	8
Duration:		36min	5 min	7 min	5 min	7 min	10 min

Match No : XD126 Table : 2

Umpires : HO Roger (SIN) CHAY Winnie (SIN)

Player Statistics	DRINKHALL P / DRINKHALL J (ENG)						REED D / SIBLEY K (ENG)					
	Game					Match	Game					Match
	1	2	3	4	5		1	2	3	4	5	
Points won	11	8	5	11	11	46	5	11	11	8	8	43
Biggest lead	6	1	1	3	3	6	2	5	6	-	1	6
Points won on own serve	5	5	2	5	5	22	2	6	5	4	4	21
Points lost on own serve	3	5	6	4	4	22	6	3	3	5	6	23
Most consecutive points won	6	3	2	3	3	6	2	4	5	2	3	5
Greatest deficit overcome	2	-	-	-	1	2	-	1	1	-	-	1
Handedness/Grip	Right/Shakehand - Right/Shakehand						Right/Shakehand - Right/Shakehand					

### Game Progress

1	DRINKHALL P / DRINKHALL J (ENG)	0	*0	1	*3	5	*7	7	*9	11		
	REED D / SIBLEY K (ENG)	*0	2	*3	3	*3	3	*5	5	5		
2	DRINKHALL P / DRINKHALL J (ENG)	*0	1	*2	3	*3	4	*5	5	*6	8	8
	REED D / SIBLEY K (ENG)	0	*1	2	*3	5	*6	7	*9	10	*10	11
3	DRINKHALL P / DRINKHALL J (ENG)	0	*1	1	*3	4	*4	5	*5	5		
	REED D / SIBLEY K (ENG)	*0	1	*3	3	*4	6	*7	9	11		
4	DRINKHALL P / DRINKHALL J (ENG)	0	1	*3	4	*5	6	*6	7	*8	10	11
	REED D / SIBLEY K (ENG)	0	*1	1	*2	3	*4	6	*7	8	*8	8
5	DRINKHALL P / DRINKHALL J (ENG)	0	*2	3	*3	4	*6	6	*7	9	*10	11
	REED D / SIBLEY K (ENG)	*0	0	*1	3	*4	4	*6	7	*7	8	8

### NOTES

"\*-" denotes first player of pair is server, "-\*" denotes second player of pair is server. The "Greatest deficit overcome" only applies when the pair ends up winning the game.

### LEGEND

**XD** Mixed Doubles



## Match Results

**DRINKHALL Paul (ENG) 3-2 PITCHFORD Liam (ENG)**  
**DRINKHALL Joanna** HO Tin-Tin

Game Summary		Match	Game 1	Game 2	Game 3	Game 4	Game 5
DRINKHALL Paul / DRINKHALL J	ENG	3	11	11	5	10	11
PITCHFORD Liam / HO TT	ENG	2	7	3	11	12	5
Duration:		32min	6 min	3 min	6 min	7 min	6 min

Match No : XD128 Table : 1

Umpires : TAN Corelle (SIN) CHAY Winnie (SIN)

Player Statistics	DRINKHALL P / DRINKHALL J (ENG)						PITCHFORD L / HO TT (ENG)					
	Game					Match	Game					Match
	1	2	3	4	5		1	2	3	4	5	
Points won	11	11	5	10	11	48	7	3	11	12	5	38
Biggest lead	4	8	2	2	6	8	1	1	6	5	1	6
Points won on own serve	4	8	3	3	5	23	3	3	6	5	2	19
Points lost on own serve	4	0	5	7	3	19	7	3	2	6	6	24
Most consecutive points won	3	8	2	3	5	8	2	2	8	7	1	8
Greatest deficit overcome	1	1	-	-	1	1	-	-	2	2	-	2
Handedness/Grip	Right/Shakehand - Right/Shakehand						Right/Shakehand - Right/Shakehand					

### Game Progress

1	DRINKHALL P / DRINKHALL J (ENG)	0	*-1	2	*-3	4	*-6	7	*-8	9	11			
	PITCHFORD L / HO TT (ENG)	*-0	1	*-2	3	*-4	4	*-5	6	*-7	7			
2	DRINKHALL P / DRINKHALL J (ENG)	0	*-1	3	*-3	5	*-7	*-9	11					
	PITCHFORD L / HO TT (ENG)	*-0	1	*-1	3	*-3	3	3	3					
3	DRINKHALL P / DRINKHALL J (ENG)	0	*-1	3	*-4	4	*-4	4	*-4	5				
	PITCHFORD L / HO TT (ENG)	*-0	1	*-1	2	*-4	6	*-8	10	11				
4	DRINKHALL P / DRINKHALL J (ENG)	0	2	*-2	2	*-2	3	*-5	6	*-8	8	*-10	10	10
	PITCHFORD L / HO TT (ENG)	0	*-0	2	*-4	6	*-7	7	*-8	8	*-10	10	*-11	12
5	DRINKHALL P / DRINKHALL J (ENG)	0	*-1	3	*-5	6	*-7	8	*-10	11				
	PITCHFORD L / HO TT (ENG)	*-0	1	*-1	1	*-2	3	*-4	4	5				

### NOTES

"\*-." denotes first player of pair is server, "-\*" denotes second player of pair is server. The "Greatest deficit overcome" only applies when the pair ends up winning the game.

### LEGEND

**XD** Mixed Doubles



## Match Results

**REED Danny (ENG) 3-1 ZHAN Jian (SIN)**  
**SIBLEY Kelly FENG Tianwei**

Game Summary		Match	Game 1	Game 2	Game 3	Game 4	Game 5
<b>REED Danny / SIBLEY K</b>	<b>ENG</b>	<b>3</b>	5	11	11	12	
ZHAN Jian / FENG T	SIN	1	11	9	7	10	
Duration:		<b>29min</b>	4 min	7 min	6 min	8 min	

Match No : XD127 Table : 1

Umpires : HO Fanny (AUS) HOUSTON Sinclair (SCO)

Player Statistics	REED D / SIBLEY K (ENG)					Match	ZHAN J / FENG T (SIN)					Match
	Game						Game					
	1	2	3	4	5		1	2	3	4	5	
Points won	5	11	11	12		<b>39</b>	11	9	7	10		<b>37</b>
Biggest lead	1	3	4	2		<b>4</b>	6	1	2	2		<b>6</b>
Points won on own serve	3	5	5	4		<b>17</b>	6	4	4	3		<b>17</b>
Points lost on own serve	5	5	3	7		<b>20</b>	2	6	6	8		<b>22</b>
Most consecutive points won	2	3	4	3		<b>4</b>	5	2	2	2		<b>5</b>
Greatest deficit overcome	-	1	2	2		<b>2</b>	1	-	-	-		<b>1</b>
Handedness/Grip	Right/Shakehand - Right/Shakehand						Right/Shakehand - Right/Shakehand					

### Game Progress

1	REED D / SIBLEY K (ENG)	0	*1	2	*3	4	*4	5	*5	<b>5</b>				
	ZHAN J / FENG T (SIN)	*0	1	*2	3	*4	6	*7	9	<b>11</b>				
2	REED D / SIBLEY K (ENG)	*0	1	*2	3	*4	5	*7	8	*9	10	<b>11</b>		
	ZHAN J / FENG T (SIN)	0	*1	2	*3	4	*5	5	*6	7	*8	<b>9</b>		
3	REED D / SIBLEY K (ENG)	0	*0	2	*4	5	*6	7	*9	10	<b>11</b>			
	ZHAN J / FENG T (SIN)	*0	2	*2	2	*3	4	*5	5	*6	7			
4	REED D / SIBLEY K (ENG)	*0	0	*2	3	*4	5	*6	6	*8	9	*10	<b>11</b>	
	ZHAN J / FENG T (SIN)	0	*2	2	*3	4	*5	6	*8	8	*9	10	*10	<b>10</b>

### NOTES

"\*-" denotes first player of pair is server, "-\*" denotes second player of pair is server. The "Greatest deficit overcome" only applies when the pair ends up winning the game.

### LEGEND

**XD** Mixed Doubles



## Entry List by Event

As of TUE 22 JUL 2014

CGA	Name	Date of Birth
AUS - Australia	HENZELL William	23 MAR 1982
	HU Heming	21 MAR 1994
	POWELL David	8 APR 1991
	TOWNSEND Kane	13 APR 1993
	YAN Xin	9 DEC 1988
BAN - Bangladesh	AHMED Md. Javed	25 FEB 1998
	BILLAH Khandoker Al	1 DEC 1978
	CHOWDHURY Manash	21 JUL 1976
BAR - Barbados	DOWELL Mark-Anthony	23 JUN 1982
	FARLEY Kevin	7 JAN 1986
	FARLEY Trevor	1 JUL 1973
CAN - Canada	HO Andre	11 APR 1992
	THERIAULT Pierre-Luc	25 OCT 1993
	WANG Eugene	13 NOV 1985
ENG - England	BAGGALEY Andrew	26 FEB 1983
	DRINKHALL Paul	16 JAN 1990
	PITCHFORD Liam	12 JUL 1993
	REED Danny	5 DEC 1989
	WALKER Sam	7 MAY 1995
GHA - Ghana	ABREFA Derek	15 FEB 1992
	AKAYADE Samuel	25 APR 1994
	COMMEY Emmanuel	10 MAR 1994
	LARTEY Felix	16 JUN 1991
	SAM Bernard	2 MAY 1988
GUY - Guyana	BRITTON Shamar	13 JUL 1998
	DAVID Paul	19 DEC 1975
	FRANKLIN Christopher	18 NOV 1984
	LEWIS Idi	4 NOV 1978
IND - India	ACHANTA Sharath Kamal	12 JUL 1982
	ANTHONY ARPUTHARAJ Amalraj	24 JAN 1986
	DESAI Harmeet Rajul	19 JUL 1993
	GHOSH Soumyajit	10 MAY 1993
	SHETTY Sanil Shankar	16 AUG 1989
JAM - Jamaica	MARSH Christopher	21 JUN 1976
	PARHAM Dale	28 JUN 1981
	TOMLINSON Simon	14 SEP 1991
	WATSON Kane	14 AUG 1987



<b>CGA</b>	<b>Name</b>	<b>Date of Birth</b>
KEN - Kenya	MUTURI Peter	8 JAN 1997
	OTIENO Michael Owuor	13 MAY 1995
	RINGUI Anthony Mathenge	25 DEC 1970
KIR - Kiribati	BEIA Teitua	25 JUL 1997
	FREDDY Choy	17 OCT 1987
	TETABO Katirakei	13 JUL 1996
LCA - Saint Lucia	ALBERT Adrian	26 JUL 1981
	FERDINAND Omarie	19 DEC 1993
	PIERRE Jedaiah	4 JUL 1992
	WELLS Chris	25 DEC 1977
MAS - Malaysia	CHEE FENG Leong	25 FEB 1998
	DUNLEY Foo	14 JUL 1996
	IBRAHIM Muhd Shakirin	22 OCT 1985
	MUHAMAD RIZAL Muhammad Ashraf Haiqal	11 JUN 1994
MRI - Mauritius	CHAN YOOK FO Billy	26 OCT 1990
	CHAN YOOK FO Brian	10 MAY 1989
	YOGARAJAH Akhilen	20 MAR 1995
NGR - Nigeria	ABIODUN Bode	10 SEP 1980
	ARUNA Quadri	9 AUG 1988
	OGIDIOLU Jide	16 DEC 1989
	ONAOLOPO Ojo	7 NOV 1994
	TORIOLA Segun	18 SEP 1974
NIR - Northern Ireland	GRAHAM Peter	14 AUG 1987
	McCREERY Paul	14 MAY 1992
	ROBINSON Ashley	24 NOV 1993
NZL - New Zealand	CORDUE John	30 SEP 1983
	JACKSON Peter	22 OCT 1964
	LAUGESEN Shane	22 APR 1975
	LIU Tengting	16 JAN 1993
	XIAO Phillip	5 JAN 1991
PNG - Papua New Guinea	FRANK Hila	16 JUN 1979
	LOI David	15 JAN 1995
	LOI Geoffrey	15 APR 2000
	MEA Boe	2 SEP 1992
	SEPA SIMOI Gasika	10 APR 1993





CGA	Name	Date of Birth
SCO - Scotland	CAMERON Niall	19 DEC 1979
	DOHERTY Sean	24 DEC 1992
	HOWIESON Craig	17 FEB 1990
	RUMGAY Gavin	27 AUG 1984
SEY - Seychelles	ESTHER Nicholas	21 APR 1999
	LAURENCE Dario	24 DEC 1995
	SULTAN Godfrey	8 APR 1985
SIN - Singapore	CHEW Clarence	27 DEC 1995
	GAO Ning	11 OCT 1982
	LI Hu	26 JUN 1988
	YANG Zi	19 JUN 1984
	ZHAN Jian	30 JAN 1982
SRI - Sri Lanka	DESHAPPRIYA Dinesh	21 SEP 1984
	JAYASINGHE Nirmala	25 MAR 1983
	RANASINGHA Udaya	7 OCT 1998
	SIRISENA Rohan	1 JAN 1982
TAN - United Republic of Tanzania	MTALASO Masoud Issa	21 AUG 1990
	MUNGILWA Yahya Hassan	20 DEC 1976
	TUMAINI Amoni Amanuel	24 OCT 1994
TTO - Trinidad and Tobago	DOOKRAM Yuvraaj	27 NOV 1989
	HUMPHREYS Curtis	1 NOV 1984
	ST. LOUIS Dexter	21 MAR 1968
	WILSON Aaron	26 SEP 1998
UGA - Uganda	CHELIBE Gilton	6 JUL 1997
	MAFABI Kevin Evans	16 MAY 1986
	MUTAMBUZE Paul Moody	11 NOV 1964
VAN - Vanuatu	LIN Alan	27 NOV 1999
	LULU Ham	7 JUN 1988
	SAUL Samuel	24 JUN 1998
	SHING Yoshua	20 JUN 1993
WAL - Wales	EDWARDS Conor	2 JUL 1996
	JENKINS Ryan	20 NOV 1978
	JENKINS Stephen	8 JUN 1982
	O'CONNELL Daniel	5 MAR 1993



CGA	Name	Date of Birth
ZAM - Zambia	KALALUKA Simasiku	6 SEP 1977
	KASANDA Noel	25 DEC 1990
	NG'ANDU Friday	19 SEP 1986

**NOTES**

All changes are available in INFO




## Draw

QUALIFIED FROM GROUPS				
Group	Rk	Team	CGA	Match Points
1	1	Singapore	SIN	6
2	1	England	ENG	6
3	1	India	IND	6
4	1	Nigeria	NGR	6
5	1	Scotland	SCO	6
6	1	Australia	AUS	6
7	1	Wales	WAL	6
1	2	Sri Lanka	SRI	5
2	2	Barbados	BAR	5
3	2	N. Ireland	NIR	5
4	2	Mauritius	MRI	5
5	2	Canada	CAN	5
6	2	Malaysia	MAS	5
7	2	New Zealand	NZL	5

CLASSIFICATION KNOCK-OUT				
Group	Rk	Team	CGA	Match Points
1	3	Ghana	GHA	4
2	3	Trinidad&Tobago	TTO	4
3	3	Guyana	GUY	4
4	3	Bangladesh	BAN	4
5	3	Uganda	UGA	4
6	3	Saint Lucia	LCA	4
7	3	Kenya	KEN	4
1	4	Seychelles	SEY	3
2	4	Jamaica	JAM	3
3	4	Vanuatu	VAN	3
4	4	Kiribati	KIR	3
5	4	UR Tanzania	TAN	3
6	4	Zambia	ZAM	3
7	4	Papua N Guinea	PNG	3



**Draw**





### Draw

#### Classification

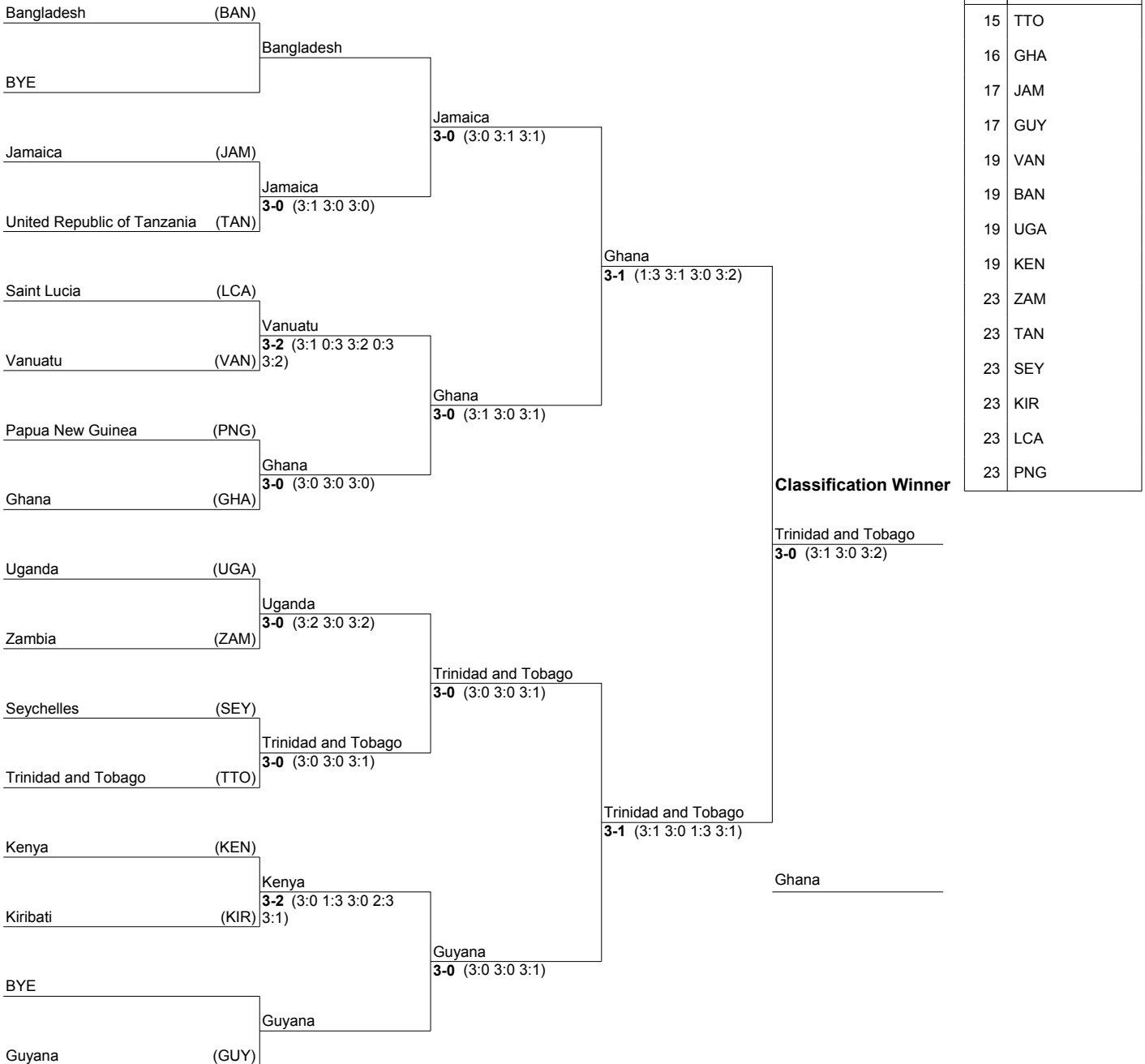
##### First Round

##### Quarter-finals

##### Semi-finals

##### Final

##### Final Ranking





## Detailed Team Match Results

### Seychelles (SEY) 0 - 3 Singapore (SIN)

Team Match No : MT29 Table : 2 Umpires : HOPKINS Alan (AUS) GOULDEN David (ENG)

Match 1			Match	Game 1	Game 2	Game 3	Game 4	Game 5
A	SULTAN Godfrey	SEY	0	6	2	4		
X	GAO Ning	SIN	3	11	11	11		
Duration of Match 1			12min	4min	4min	4min		

Match 2			Match	Game 1	Game 2	Game 3	Game 4	Game 5
B	LAURENCE Dario	SEY	0	3	6	6		
Y	YANG ZI	SIN	3	11	11	11		
Duration of Match 2			13min	4min	5min	6min		

Match 3			Match	Game 1	Game 2	Game 3	Game 4	Game 5
C/A	ESTHER N / SULTAN G	SEY	0	3	3	8		
Z/X	LI H / GAO N	SIN	3	11	11	11		
Duration of Match 3			11min	3min	4min	4min		

Duration of Team Match	45min
------------------------	-------

Player Statistics	Seychelles (SEY)					Singapore (SIN)						
	Match					Team Match	Match					Team Match
	1	2	3	4	5		1	2	3	4	5	
Points won	12	15	13			40	32	32	33			97
Biggest lead	3	3	2			3	9	8	8			9
Points won on own serve	7	8	9			24	16	16	19			51
Points lost on own serve	16	16	14			46	5	7	4			16
Most consecutive points won	4	3	3			4	8	8	7			8
Greatest deficit overcome	-	-	-			-	3	3	2			3

#### NOTES

The "Greatest deficit overcome" only applies when the player/pair ends up winning the game.

#### LEGEND

MT Men's Team



## Detailed Team Match Results

Seychelles (SEY) **0 - 3** Singapore (SIN)

**Match 1:** SULTAN Godfrey (SEY) **0-3** GAO Ning (SIN)

Match Summary		Match	Game 1	Game 2	Game 3	Game 4	Game 5
SULTAN Godfrey	SEY	0	6	2	4		
GAO Ning	SIN	3	11	11	11		
Duration		12min	4min	4min	4min		

Team Match No : MT29 Table : 2 Umpires : HOPKINS Alan (AUS) GOULDEN David (ENG)

Player Statistics	SULTAN Godfrey (SEY)						GAO Ning (SIN)					
	Game					Match	Game					Match
	1	2	3	4	5		1	2	3	4	5	
Points won	6	2	4			12	11	10	11			32
Biggest lead	3	-	-			3	5	9	7			9
Points won on own serve	3	2	2			7	5	6	5			16
Points lost on own serve	6	4	6			16	3	0	2			5
Most consecutive points won	4	1	1			4	8	7	4			8
Greatest deficit overcome	-	-	-			-	3	-	-			3
Handedness/Grip	/						Right/					

### Game Progress

1	SULTAN Godfrey (SEY)	*0	1	*2	3	*5	6	*6	6	*6	6
	GAO Ning (SIN)	0	*1	2	*3	3	*4	6	*8	10	11
2	SULTAN Godfrey (SEY)	0	*0	0	*0	1	*1	2	2		
	GAO Ning (SIN)	0	2	*4	6	*7	9	*10	11		
3	SULTAN Godfrey (SEY)	*0	0	*1	2	*3	3	*3	4	4	
	GAO Ning (SIN)	0	*2	3	*4	5	*7	9	*10	11	

### NOTES

"\*" denotes server. The "Greatest deficit overcome" only applies when the player ends up winning the game.

### LEGEND

MT Men's Team



## Detailed Team Match Results

Seychelles (SEY) **0 - 3** Singapore (SIN)

**Match 2:** LAURENCE Dario (SEY) **0-3** YANG Zi (SIN)

Match Summary		Match	Game 1	Game 2	Game 3	Game 4	Game 5
LAURENCE Dario	SEY	0	3	6	6		
YANG Zi	SIN	3	11	11	11		
Duration		13min	4min	5min	6min		

Team Match No : MT29 Table : 2 Umpires : HOPKINS Alan (AUS) GOULDEN David (ENG)

Player Statistics	LAURENCE Dario (SEY)						YANG Zi (SIN)					
	Game					Match	Game					Match
	1	2	3	4	5		1	2	3	4	5	
Points won	3	6	6			15	11	11	10			32
Biggest lead	-	3	-			3	8	5	6			8
Points won on own serve	2	3	3			8	5	6	5			16
Points lost on own serve	6	5	5			16	1	3	3			7
Most consecutive points won	1	3	3			3	8	8	5			8
Greatest deficit overcome	-	-	-			-	-	3	-			3
Handedness/Grip	/						Left/					

### Game Progress

1	LAURENCE Dario (SEY)	*0	1	*2	2	*2	2	*2	3		
	YANG Zi (SIN)	0	*1	2	*4	6	*8	10	11		
2	LAURENCE Dario (SEY)	0	*1	2	*3	5	*6	6	*6	6	
	YANG Zi (SIN)	*0	1	*2	3	*3	4	*6	8	*10	11
3	LAURENCE Dario (SEY)	0	0	*1	2	*3	3	*3	5	*6	6
	YANG Zi (SIN)	0	*2	3	*4	5	*7	9	*9	10	11

### NOTES

"\*" denotes server. The "Greatest deficit overcome" only applies when the player ends up winning the game.

### LEGEND

MT Men's Team





### Detailed Team Match Results

Seychelles (SEY) **0 - 3** Singapore (SIN)

**Match 3:** ESTHER Nicholas (SEY) **0-3** LI Hu (SIN)  
SULTAN Godfrey GAO Ning

Match Summary		Match	Game 1	Game 2	Game 3	Game 4	Game 5
ESTHER Nicholas / SULTAN G	SEY	0	3	3	8		
LI Hu / GAO N	SIN	3	11	11	11		
Duration		11min	3min	4min	4min		

Team Match No : MT29 Table : 2 Umpires : HOPKINS Alan (AUS) GOULDEN David (ENG)

Player Statistics	ESTHER N / SULTAN G (SEY)						LI H / GAO N (SIN)					
	Game					Match	Game					Match
	1	2	3	4	5		1	2	3	4	5	
Points won	3	3	7			13	11	11	11			33
Biggest lead	1	2	1			2	8	8	4			8
Points won on own serve	2	2	5			9	7	5	7			19
Points lost on own serve	4	6	4			14	1	1	2			4
Most consecutive points won	1	2	3			3	7	7	4			7
Greatest deficit overcome	-	-	-			-	1	2	1			2
Handedness/Grip	/ - /						Right/ - Right/					

#### Game Progress

1	ESTHER N / SULTAN G (SEY)	0	*-1	2	*-2	2	*-2	3	3			
	LI H / GAO N (SIN)	*-0	1	*-2	4	*-6	8	*-9	11			
2	ESTHER N / SULTAN G (SEY)	*-0	2	*-2	2	*-3	3	*-3	3			
	LI H / GAO N (SIN)	0	*-0	2	*-4	5	*-7	9	11			
3	ESTHER N / SULTAN G (SEY)	0	*-1	2	*-2	2	*-3	5	*-6	8	*-8	8
	LI H / GAO N (SIN)	0	1	*-2	4	*-6	7	*-7	8	*-8	10	11

#### NOTES

"\*-." denotes first player of pair is server, "-\*" denotes second player of pair is server. The "Greatest deficit overcome" only applies when the pair ends up winning the game.

#### LEGEND

MT Men's Team



**Detailed Team Match Results**

**REVISED**  
27 JUL 10:03

**Ghana (GHA) 1 - 3 Sri Lanka (SRI)**

Team Match No : MT30 Table : 3 Umpires : EDWARDS David (ENG) CLAXTON Roy (SCO)

Match 1			Match	Game 1	Game 2	Game 3	Game 4	Game 5
A	COMMEY Emmanuel	GHA	0	5	4	8		
X	DESHAPPRIYA Dinesh	SRI	3	11	11	11		
Duration of Match 1			15min	4min	4min	4min		

Match 2			Match	Game 1	Game 2	Game 3	Game 4	Game 5
B	LARTEY Felix	GHA	1	10	10	11	9	
Y	SIRISENA Rohan	SRI	3	12	12	6	11	
Duration of Match 2			17min	5min	5min	4min	5min	

Match 3			Match	Game 1	Game 2	Game 3	Game 4	Game 5
C/B	ABREFA D / LARTEY F	GHA	3	11	8	11	11	
Z/X	RANASINGHA U / DESHAPPRIYA D	SRI	1	5	11	7	4	
Duration of Match 3			16min	4min	4min	4min	4min	

Match 4			Match	Game 1	Game 2	Game 3	Game 4	Game 5
A	COMMEY Emmanuel	GHA	0	6	4	4		
Z	RANASINGHA Udaya	SRI	3	11	11	11		
Duration of Match 4			13min	4min	4min	3min		

Duration of Team Match	<b>1h16min</b>
------------------------	----------------

Player Statistics	Ghana (GHA)					Team Match	Sri Lanka (SRI)					Team Match
	Match						Match					
	1	2	3	4	5		1	2	3	4	5	
Points won	17	40	41	14		112	33	41	27	33		134
Biggest lead	2	5	7	2		7	7	5	4	7		7
Points won on own serve	11	19	20	6		56	19	20	13	15		67
Points lost on own serve	14	21	14	18		67	6	21	21	8		56
Most consecutive points won	3	7	7	3		7	6	7	4	9		9
Greatest deficit overcome	-	2	3	-		3	2	4	1	2		4

**NOTES**

The "Greatest deficit overcome" only applies when the player/pair ends up winning the game.

**LEGEND**

MT Men's Team



### Detailed Team Match Results

**REVISED**  
27 JUL 10:03

Ghana (GHA) 1 - 3 Sri Lanka (SRI)

**Match 1:** COMMEY Emmanuel (GHA) 0-3 DESHAPPRIYA Dinesh (SRI)

Match Summary		Match	Game 1	Game 2	Game 3	Game 4	Game 5
COMMEY Emmanuel	GHA	0	5	4	8		
DESHAPPRIYA Dinesh	SRI	3	11	11	11		
Duration		15min	4min	4min	4min		

Team Match No : MT30 Table : 3 Umpires : EDWARDS David (ENG) CLAXTON Roy (SCO)

Player Statistics	COMMEY Emmanuel (GHA)						DESHAPPRIYA Dinesh (SRI)					
	Game					Match	Game					Match
	1	2	3	4	5		1	2	3	4	5	
Points won	5	4	8			17	11	11	11			33
Biggest lead	-	2	-			2	6	7	4			7
Points won on own serve	3	4	4			11	6	7	6			19
Points lost on own serve	5	4	5			14	2	0	4			6
Most consecutive points won	2	2	3			3	5	6	3			6
Greatest deficit overcome	-	-	-			-	-	2	-			2
Handedness/Grip	Left/						Right/					

#### Game Progress

1	COMMEY Emmanuel (GHA)	0	*1	1	*2	3	*3	4	*5	5		
	DESHAPPRIYA Dinesh (SRI)	*0	1	*3	4	*5	7	*8	9	11		
2	COMMEY Emmanuel (GHA)	*0	0	*1	2	*2	3	*3	4	4		
	DESHAPPRIYA Dinesh (SRI)	0	*2	3	*4	6	*7	9	*10	11		
3	COMMEY Emmanuel (GHA)	0	*2	4	*5	5	*6	7	*8	8	*8	8
	DESHAPPRIYA Dinesh (SRI)	0	0	*0	1	*3	4	*5	6	*8	10	11

#### NOTES

"\*" denotes server. The "Greatest deficit overcome" only applies when the player ends up winning the game.

#### LEGEND

MT Men's Team



**Detailed Team Match Results**

**REVISED**  
27 JUL 10:03

Ghana (GHA) 1 - 3 Sri Lanka (SRI)

**Match 2:** LARTEY Felix (GHA) 1-3 SIRISENA Rohan (SRI)

Match Summary		Match	Game 1	Game 2	Game 3	Game 4	Game 5
LARTEY Felix	GHA	1	10	10	11	9	
SIRISENA Rohan	SRI	3	12	12	6	11	
Duration		17min	5min	5min	4min	5min	

Team Match No : MT30 Table : 3 Umpires : EDWARDS David (ENG) CLAXTON Roy (SCO)

Player Statistics	LARTEY Felix (GHA)						SIRISENA Rohan (SRI)					
	Game					Match	Game					Match
	1	2	3	4	5		1	2	3	4	5	
Points won	10	10	11	9		40	12	12	6	11		41
Biggest lead	-	4	5	4		5	5	2	2	3		5
Points won on own serve	4	4	6	5		19	5	5	4	6		20
Points lost on own serve	7	7	2	5		21	6	6	5	4		21
Most consecutive points won	4	4	7	4		7	5	5	6	7		7
Greatest deficit overcome	-	-	2	-		2	-	4	-	4		4
Handedness/Grip	Right/						Right/					

**Game Progress**

1	LARTEY Felix (GHA)	0	*0	0	*1	3	*4	4	*6	6	*8	10	*10	10
	SIRISENA Rohan (SRI)	*0	2	*4	5	*5	6	*8	8	*10	10	*10	11	12
2	LARTEY Felix (GHA)	*0	2	*4	4	*6	6	*6	7	*9	10	*10	10	10
	SIRISENA Rohan (SRI)	0	*0	0	*2	2	*4	6	*7	7	*8	10	*11	12
3	LARTEY Felix (GHA)	0	*2	4	*4	4	*4	6	*8	10	11			
	SIRISENA Rohan (SRI)	*0	0	*0	2	*4	6	*6	6	*6	6			
4	LARTEY Felix (GHA)	*0	2	*4	4	*4	4	*5	6	*7	9	9		
	SIRISENA Rohan (SRI)	0	*0	0	*2	4	*6	7	*8	9	*9	11		

**NOTES**

"\*" denotes server. The "Greatest deficit overcome" only applies when the player ends up winning the game.

**LEGEND**

MT Men's Team



### Detailed Team Match Results

**REVISED**  
27 JUL 10:03

Ghana (GHA) 1 - 3 Sri Lanka (SRI)

**Match 3:** **ABREFA Derek (GHA)** 3-1 **RANASINGHA Udaya (SRI)**  
**LARTEY Felix** **DESHAPPRIYA Dinesh**

Match Summary		Match	Game 1	Game 2	Game 3	Game 4	Game 5
ABREFA Derek / LARTEY F	GHA	3	11	8	11	11	
RANASINGHA Udaya / DESHAPPRIYA D	SRI	1	5	11	7	4	
	Duration	16min	4min	4min	4min	4min	

Team Match No : MT30 Table : 3 Umpires : EDWARDS David (ENG) CLAXTON Roy (SCO)

Player Statistics	ABREFA D / LARTEY F (GHA)						RANASINGHA U / DESHAPPRIYA D (SRI)					
	Game					Match	Game					Match
	1	2	3	4	5		1	2	3	4	5	
Points won	11	8	11	11		41	5	11	7	4		27
Biggest lead	6	1	4	7		7	2	4	3	1		4
Points won on own serve	5	3	6	6		20	2	5	3	3		13
Points lost on own serve	3	6	4	1		14	6	5	5	5		21
Most consecutive points won	5	2	7	5		7	2	4	4	2		4
Greatest deficit overcome	2	-	3	1		3	-	1	-	-		1
Handedness/Grip	Right/ - Right/						Right/ - Right/					

#### Game Progress

1	ABREFA D / LARTEY F (GHA)	*-0	2	*-4	5	*-5	5	*-7	9	11		
	RANASINGHA U / DESHAPPRIYA D (SRI)	0	*-0	0	*-1	3	*-5	5	*-5	5		
2	ABREFA D / LARTEY F (GHA)	0	*-1	2	*-3	4	*-4	5	*-6	7	*-8	8
	RANASINGHA U / DESHAPPRIYA D (SRI)	*-0	1	*-2	3	*-4	6	*-7	8	*-9	10	11
3	ABREFA D / LARTEY F (GHA)	*-0	1	*-2	4	*-5	7	*-8	9	*-10	11	
	RANASINGHA U / DESHAPPRIYA D (SRI)	0	*-1	2	*-2	3	*-3	4	*-5	6	7	
4	ABREFA D / LARTEY F (GHA)	0	*-1	3	*-5	7	*-9	10	*-10	11		
	RANASINGHA U / DESHAPPRIYA D (SRI)	*-0	1	*-1	1	*-1	1	*-2	4	4		

#### NOTES

"\*-." denotes first player of pair is server, "-\*" denotes second player of pair is server. The "Greatest deficit overcome" only applies when the pair ends up winning the game.

#### LEGEND

MT Men's Team



### Detailed Team Match Results

**REVISED**  
27 JUL 10:03

Ghana (GHA) 1 - 3 Sri Lanka (SRI)

**Match 4:** COMMEY Emmanuel (GHA) 0-3 RANASINGHA Udaya (SRI)

Match Summary		Match	Game 1	Game 2	Game 3	Game 4	Game 5
COMMEY Emmanuel	GHA	0	6	4	4		
RANASINGHA Udaya	SRI	3	11	11	11		
Duration		13min	4min	4min	3min		

Team Match No : MT30 Table : 3 Umpires : EDWARDS David (ENG) CLAXTON Roy (SCO)

Player Statistics	COMMEY Emmanuel (GHA)						RANASINGHA Udaya (SRI)					
	Game					Match	Game					Match
	1	2	3	4	5		1	2	3	4	5	
Points won	6	4	4			14	11	11	11			33
Biggest lead	2	2	-			2	5	7	7			7
Points won on own serve	3	1	2			6	5	5	5			15
Points lost on own serve	6	6	6			18	3	3	2			8
Most consecutive points won	3	3	1			3	7	9	6			9
Greatest deficit overcome	-	-	-			-	2	2	-			2
Handedness/Grip	Left/						Right/					

#### Game Progress

1	COMMEY Emmanuel (GHA)	0	*0	1	*2	3	*3	5	*5	6	6
	RANASINGHA Udaya (SRI)	*0	2	*3	4	*5	7	*7	9	*10	11
2	COMMEY Emmanuel (GHA)	*0	0	*1	1	*2	4	*4	4	4	4
	RANASINGHA Udaya (SRI)	0	*2	3	*5	6	*6	8	*10	11	
3	COMMEY Emmanuel (GHA)	0	*1	2	*3	4	*4	4	*4	4	4
	RANASINGHA Udaya (SRI)	*0	1	*2	3	*4	6	*8	10	11	

#### NOTES

"\*" denotes server. The "Greatest deficit overcome" only applies when the player ends up winning the game.

#### LEGEND

MT Men's Team

Additional information added regarding Player Statistics and Game Progress.



### Detailed Team Match Results

#### Singapore (SIN) 3 - 0 Sri Lanka (SRI)

Team Match No : MT15 Table : 2 Umpires : FRASER Margot (ENG) le PAGE Tim (GGY)

Match 1			Match	Game 1	Game 2	Game 3	Game 4	Game 5
A	ZHAN Jian	SIN	3	11	11	11		
X	JAYASINGHE Nirmala	SRI	0	5	6	2		
Duration of Match 1			12min	3min	4min	4min		

Match 2			Match	Game 1	Game 2	Game 3	Game 4	Game 5
B	LI Hu	SIN	3	11	11	11		
Y	SIRISENA Rohan	SRI	0	7	3	3		
Duration of Match 2			13min	4min	4min	4min		

Match 3			Match	Game 1	Game 2	Game 3	Game 4	Game 5
C/B	CHEW C / LI H	SIN	3	11	11	11		
Z/X	RANASINGHA U / JAYASINGHE N	SRI	0	4	6	9		
Duration of Match 3			14min	4min	4min	5min		

Duration of Team Match	49min
------------------------	-------

Player Statistics	Singapore (SIN)					Sri Lanka (SRI)						
	Match					Team Match	Match					Team Match
	1	2	3	4	5		1	2	3	4	5	
Points won	33	32	33			98	13	13	19			45
Biggest lead	9	8	7			9	-	2	2			2
Points won on own serve	18	17	18			53	8	8	11			27
Points lost on own serve	5	5	8			18	15	15	15			45
Most consecutive points won	7	6	4			7	3	4	2			4
Greatest deficit overcome	-	2	2			2	-	-	-			-

**NOTES**

The "Greatest deficit overcome" only applies when the player/pair ends up winning the game.

**LEGEND**

MT Men's Team



## Detailed Team Match Results

Singapore (SIN) 3 - 0 Sri Lanka (SRI)

Match 1: ZHAN Jian (SIN) 3-0 JAYASINGHE Nirmala (SRI)

Match Summary		Match	Game 1	Game 2	Game 3	Game 4	Game 5
ZHAN Jian	SIN	3	11	11	11		
JAYASINGHE Nirmala	SRI	0	5	6	2		
Duration		12min	3min	4min	4min		

Team Match No : MT15 Table : 2 Umpires : FRASER Margot (ENG) le PAGE Tim (GGY)

Player Statistics	ZHAN Jian (SIN)						JAYASINGHE Nirmala (SRI)					
	Game					Match	Game					Match
	1	2	3	4	5		1	2	3	4	5	
Points won	11	11	11			33	5	6	2			13
Biggest lead	6	7	9			9	-	-	-			-
Points won on own serve	6	6	6			18	3	4	1			8
Points lost on own serve	2	2	1			5	5	5	5			15
Most consecutive points won	4	7	6			7	1	3	1			3
Greatest deficit overcome	-	-	-			-	-	-	-			-
Handedness/Grip	Right/						Right/					

### Game Progress

1	ZHAN Jian (SIN)	*0	2	*3	5	*6	7	*8	9	11	
	JAYASINGHE Nirmala (SRI)	0	*0	1	*1	2	*3	4	*5	5	
2	ZHAN Jian (SIN)	0	*2	4	*6	7	*7	8	*8	10	11
	JAYASINGHE Nirmala (SRI)	*0	0	*0	0	*1	3	*4	6	*6	6
3	ZHAN Jian (SIN)	*0	2	*4	5	*7	9	*10	11		
	JAYASINGHE Nirmala (SRI)	0	*0	0	*1	1	*1	2	2		

### NOTES

"\*" denotes server. The "Greatest deficit overcome" only applies when the player ends up winning the game.

### LEGEND

MT Men's Team





## Detailed Team Match Results

Singapore (SIN) 3 - 0 Sri Lanka (SRI)

**Match 2:** LI Hu (SIN) 3-0 SIRISENA Rohan (SRI)

Match Summary		Match	Game 1	Game 2	Game 3	Game 4	Game 5
LI Hu	SIN	3	11	11	11		
SIRISENA Rohan	SRI	0	7	3	3		
Duration		13min	4min	4min	4min		

Team Match No : MT15 Table : 2 Umpires : FRASER Margot (ENG) le PAGE Tim (GGY)

Player Statistics	LI Hu (SIN)						SIRISENA Rohan (SRI)					
	Game					Match	Game					Match
	1	2	3	4	5		1	2	3	4	5	
Points won	11	11	10			32	7	3	3			13
Biggest lead	4	8	8			8	2	1	-			2
Points won on own serve	6	6	5			17	5	1	2			8
Points lost on own serve	2	2	1			5	5	5	5			15
Most consecutive points won	5	6	5			6	4	2	2			4
Greatest deficit overcome	2	1	-			2	-	-	-			-
Handedness/Grip	Right/						Right/					

### Game Progress

1	LI Hu (SIN)	0	*0	2	*3	5	*6	6	*7	9	11
	SIRISENA Rohan (SRI)	*0	2	*2	3	*3	4	*6	7	*7	7
2	LI Hu (SIN)	*0	1	*3	5	*6	7	*9	11		
	SIRISENA Rohan (SRI)	0	*1	1	*1	2	*3	3	3		
3	LI Hu (SIN)	0	*2	4	*5	6	*7	9	11		
	SIRISENA Rohan (SRI)	0	0	*0	1	*2	3	*3	3		

### NOTES

"\*" denotes server. The "Greatest deficit overcome" only applies when the player ends up winning the game.

### LEGEND

MT Men's Team



## Detailed Team Match Results

Singapore (SIN) 3 - 0 Sri Lanka (SRI)

**Match 3:** CHEW Clarence (SIN) 3-0 RANASINGHA Udaya (SRI)  
LI Hu JAYASINGHE Nirmala

Match Summary		Match	Game 1	Game 2	Game 3	Game 4	Game 5
CHEW Clarence / LI H	SIN	3	11	11	11		
RANASINGHA Udaya / JAYASINGHE N	SRI	0	4	6	9		
Duration		14min	4min	4min	5min		

Team Match No : MT15 Table : 2 Umpires : FRASER Margot (ENG) le PAGE Tim (GGY)

Player Statistics	CHEW C / LI H (SIN)						RANASINGHA U / JAYASINGHE N (SRI)					
	Game					Match	Game					Match
	1	2	3	4	5		1	2	3	4	5	
Points won	11	11	11			33	4	6	9			19
Biggest lead	7	6	3			7	-	-	2			2
Points won on own serve	5	5	8			18	2	2	7			11
Points lost on own serve	2	4	2			8	6	6	3			15
Most consecutive points won	3	3	4			4	1	2	2			2
Greatest deficit overcome	-	-	2			2	-	-	-			-
Handedness/Grip	Left/ - Right/						Right/ - Right/					

### Game Progress

1	CHEW C / LI H (SIN)	0	*-2	3	*-4	6	*-7	8	*-10	11		
	RANASINGHA U / JAYASINGHE N (SRI)	*-0	0	*-1	2	*-2	3	*-4	4	4		
2	CHEW C / LI H (SIN)	*-0	1	*-3	4	*-6	7	*-9	10	*-10	11	
	RANASINGHA U / JAYASINGHE N (SRI)	0	*-1	1	*-2	2	*-3	3	*-4	6	6	
3	CHEW C / LI H (SIN)	0	*-0	2	*-2	4	*-6	7	*-8	9	*-9	11
	RANASINGHA U / JAYASINGHE N (SRI)	*-0	2	*-2	4	*-4	4	*-5	6	*-7	9	9

### NOTES

"\*-." denotes first player of pair is server, "-\*" denotes second player of pair is server. The "Greatest deficit overcome" only applies when the pair ends up winning the game.

### LEGEND

MT Men's Team



## Detailed Team Match Results

### Seychelles (SEY) 0 - 3 Ghana (GHA)

Team Match No : MT16 Table : 5 Umpires : PURCELL Tom (ENG) MUDIBO Andrew (KEN)

Match 1			Match	Game 1	Game 2	Game 3	Game 4	Game 5
A	SULTAN Godfrey	SEY	0	3	8	9		
X	LARTEY Felix	GHA	3	11	11	11		
Duration of Match 1			15min	3min	5min	6min		

Match 2			Match	Game 1	Game 2	Game 3	Game 4	Game 5
B	ESTHER Nicholas	SEY	0	7	11	8		
Y	COMMEY Emmanuel	GHA	3	11	13	11		
Duration of Match 2			13min	4min	5min	3min		

Match 3			Match	Game 1	Game 2	Game 3	Game 4	Game 5
C/A	LAURENCE D / SULTAN G	SEY	1	7	11	4	5	
Z/X	ABREFA D / LARTEY F	GHA	3	11	7	11	11	
Duration of Match 3			16min	3min	4min	3min	4min	

Duration of Team Match	55min
------------------------	-------

Player Statistics	Seychelles (SEY)					Ghana (GHA)						
	Match					Team Match	Match					Team Match
	1	2	3	4	5		1	2	3	4	5	
Points won	26	26	27			79	26	34	39			99
Biggest lead	8	4	4			8	3	4	9			9
Points won on own serve	15	15	15			45	15	20	21			56
Points lost on own serve	11	14	18			43	11	11	12			34
Most consecutive points won	5	4	4			5	5	5	6			6
Greatest deficit overcome	-	-	1			1	4	4	4			4

#### NOTES

The "Greatest deficit overcome" only applies when the player/pair ends up winning the game.

#### LEGEND

MT Men's Team



### Detailed Team Match Results

Seychelles (SEY) **0 - 3** Ghana (GHA)

**Match 1:** SULTAN Godfrey (SEY) **0-3** LARTEY Felix (GHA)

Match Summary		Match	Game 1	Game 2	Game 3	Game 4	Game 5
SULTAN Godfrey	SEY	0	3	8	9		
LARTEY Felix	GHA	3	11	11	11		
Duration		15min	3min	5min	6min		

Team Match No : MT16 Table : 5 Umpires : PURCELL Tom (ENG) MUDIBO Andrew (KEN)

Player Statistics	SULTAN Godfrey (SEY)						LARTEY Felix (GHA)					
	Game					Match	Game					Match
	1	2	3	4	5		1	2	3	4	5	
Points won	11	8	7			26	3	11	12			26
Biggest lead	8	2	4			8	-	3	2			3
Points won on own serve	4	7	4			15	1	8	6			15
Points lost on own serve	2	3	6			11	7	1	3			11
Most consecutive points won	5	3	3			5	1	3	5			5
Greatest deficit overcome	-	-	-			-	-	2	4			4
Handedness/Grip	/						Right/					

#### Game Progress

1	SULTAN Godfrey (SEY)	0	*2	4	*5	6	*8	9	11			
	LARTEY Felix (GHA)	*0	0	*0	1	*2	2	*3	3			
2	SULTAN Godfrey (SEY)	*0	2	*2	3	*3	4	*5	7	*7	8	8
	LARTEY Felix (GHA)	0	*0	2	*3	5	*6	7	*7	9	*10	11
3	SULTAN Godfrey (SEY)	0	*1	2	*2	5	*7	7	*7	8	*9	9
	LARTEY Felix (GHA)	0	1	*2	4	*3	3	*5	7	*8	9	11

#### NOTES

"\*" denotes server. The "Greatest deficit overcome" only applies when the player ends up winning the game.

#### LEGEND

MT Men's Team



### Detailed Team Match Results

Seychelles (SEY) **0 - 3** Ghana (GHA)

**Match 2:** ESTHER Nicholas (SEY) **0-3** COMMEY Emmanuel (GHA)

Match Summary		Match	Game 1	Game 2	Game 3	Game 4	Game 5
ESTHER Nicholas	SEY	0	7	11	8		
COMMEY Emmanuel	GHA	3	11	13	11		
Duration		13min	4min	5min	3min		

Team Match No : MT16 Table : 5 Umpires : PURCELL Tom (ENG) MUDIBO Andrew (KEN)

Player Statistics	ESTHER Nicholas (SEY)						COMMEY Emmanuel (GHA)					
	Game					Match	Game					Match
	1	2	3	4	5		1	2	3	4	5	
Points won	7	11	8			26	11	13	10			34
Biggest lead	1	4	2			4	4	2	4			4
Points won on own serve	5	7	3			15	8	8	4			20
Points lost on own serve	3	5	6			14	2	4	5			11
Most consecutive points won	2	4	3			4	4	4	5			5
Greatest deficit overcome	-	-	-			-	1	4	2			4
Handedness/Grip	/						Left/					

#### Game Progress

1	ESTHER Nicholas (SEY)	0	*1	2	*3	4	*4	5	*5	7	7					
	COMMEY Emmanuel (GHA)	*0	1	*2	3	*4	6	*7	9	*9	11					
2	ESTHER Nicholas (SEY)	*0	2	*2	4	*6	6	*6	8	*9	9	*10	11	*11	11	11
	COMMEY Emmanuel (GHA)	0	*0	2	*2	2	*4	6	*6	7	*9	10	*10	11	*12	13
3	ESTHER Nicholas (SEY)	0	*1	3	*3	3	*4	5	*6	6	*8	8				
	COMMEY Emmanuel (GHA)	0	1	*1	3	*5	6	*7	8	*10	10	11				

#### NOTES

"\*" denotes server. The "Greatest deficit overcome" only applies when the player ends up winning the game.

#### LEGEND

MT Men's Team



## Detailed Team Match Results

Seychelles (SEY) **0 - 3** Ghana (GHA)

**Match 3:** LAURENCE Dario (SEY) **1-3** ABREFA Derek (GHA)  
SULTAN Godfrey LARTEY Felix

Match Summary		Match	Game 1	Game 2	Game 3	Game 4	Game 5
LAURENCE Dario / SULTAN G	SEY	1	7	11	4	5	
ABREFA Derek / LARTEY F	GHA	3	11	7	11	11	
Duration		16min	3min	4min	3min	4min	

Team Match No : MT16 Table : 5 Umpires : PURCELL Tom (ENG) MUDIBO Andrew (KEN)

Player Statistics	LAURENCE D / SULTAN G (SEY)						ABREFA D / LARTEY F (GHA)					
	Game					Match	Game					Match
	1	2	3	4	5		1	2	3	4	5	
Points won	7	11	4	5		27	11	7	10	11		39
Biggest lead	4	4	-	-		4	4	1	9	6		9
Points won on own serve	3	8	2	2		15	6	5	5	5		21
Points lost on own serve	5	2	5	6		18	4	3	2	3		12
Most consecutive points won	3	3	3	4		4	5	2	6	5		6
Greatest deficit overcome	-	1	-	-		1	4	-	-	-		4
Handedness/Grip	/ - /						Right/ - Right/					

### Game Progress

1	LAURENCE D / SULTAN G (SEY)	0	*2	3	*4	6	*6	6	*7	7	7
	ABREFA D / LARTEY F (GHA)	*0	0	*1	2	*2	4	*6	7	*9	11
2	LAURENCE D / SULTAN G (SEY)	*0	1	*2	4	*4	6	*7	8	*9	11
	ABREFA D / LARTEY F (GHA)	0	*1	2	*2	4	*4	5	*6	7	7
3	LAURENCE D / SULTAN G (SEY)	0	*0	0	*0	1	*1	2	*4	4	
	ABREFA D / LARTEY F (GHA)	0	2	*4	6	*7	9	*10	10	11	
4	LAURENCE D / SULTAN G (SEY)	*0	0	*1	1	*2	4	*5	5	5	
	ABREFA D / LARTEY F (GHA)	0	*2	3	*5	6	*6	7	*9	11	

### NOTES

"\*-" denotes first player of pair is server, "-\*" denotes second player of pair is server. The "Greatest deficit overcome" only applies when the pair ends up winning the game.

### LEGEND

MT Men's Team



### Detailed Team Match Results

**Singapore (SIN) 3 - 0 Ghana (GHA)**

Team Match No : MT1 Table : 4 Umpires : WILLIAMS Jackie (WAL) NEELAKANTA IYER Ganeshan (IND)

Match 1			Match	Game 1	Game 2	Game 3	Game 4	Game 5
A	<b>GAO Ning</b>	SIN	3	11	11	11		
X	COMMEY Emmanuel	GHA	0	4	7	6		
Duration of Match 1			12min	3min	4min	5min		

Match 2			Match	Game 1	Game 2	Game 3	Game 4	Game 5
B	<b>ZHAN Jian</b>	SIN	3	11	11	11		
Y	LARTEY Felix	GHA	0	9	8	6		
Duration of Match 2			15min	6min	4min	4min		

Match 3			Match	Game 1	Game 2	Game 3	Game 4	Game 5
C/A	<b>LI H / GAO N</b>	SIN	3	11	11	11		
Z/Y	ABREFA D / LARTEY F	GHA	0	7	4	6		
Duration of Match 3			13min	3min	4min	4min		

Duration of Team Match	<b>51min</b>
------------------------	--------------

Player Statistics	Singapore (SIN)					Team Match	Ghana (GHA)					Team Match
	Match						Match					
	1	2	3	4	5		1	2	3	4	5	
Points won	33	32	32			97	17	23	17			57
Biggest lead	7	5	7			7	2	2	2			2
Points won on own serve	18	16	14			48	10	12	7			29
Points lost on own serve	7	11	10			28	15	16	18			49
Most consecutive points won	6	6	7			7	2	5	3			5
Greatest deficit overcome	2	2	2			2	-	-	-			-

**NOTES**

The "Greatest deficit overcome" only applies when the player/pair ends up winning the game.

**LEGEND**

MT Men's Team



## Detailed Team Match Results

Singapore (SIN) 3 - 0 Ghana (GHA)

Match 1: GAO Ning (SIN) 3-0 COMMEY Emmanuel (GHA)

Match Summary		Match	Game 1	Game 2	Game 3	Game 4	Game 5
GAO Ning	SIN	3	11	11	11		
COMMEY Emmanuel	GHA	0	4	7	6		
Duration		12min	3min	4min	5min		

Team Match No : MT1 Table : 4 Umpires : WILLIAMS Jackie (WAL) NEELAKANTA IYER Ganeshan (IND)

Player Statistics	GAO Ning (SIN)						COMMEY Emmanuel (GHA)					
	Game					Match	Game					Match
	1	2	3	4	5		1	2	3	4	5	
Points won	11	11	11			33	4	7	6			17
Biggest lead	7	5	6			7	-	2	-			2
Points won on own serve	7	4	7			18	3	3	4			10
Points lost on own serve	1	4	2			7	4	7	4			15
Most consecutive points won	3	6	5			6	1	2	2			2
Greatest deficit overcome	-	2	-			2	-	-	-			-
Handedness/Grip	Right/						Left/					

### Game Progress

1	GAO Ning (SIN)	*0	2	*3	5	*6	7	*8	10	11	
	COMMEY Emmanuel (GHA)	0	*0	1	*1	2	*3	4	*4	4	
2	GAO Ning (SIN)	0	*1	1	*3	5	*7	8	*9	10	11
	COMMEY Emmanuel (GHA)	*0	1	*3	3	*3	3	*4	5	*6	7
3	GAO Ning (SIN)	*0	1	*3	4	*6	8	*8	10	*10	11
	COMMEY Emmanuel (GHA)	0	*1	1	*2	2	*2	4	*4	6	6

### NOTES

"\*" denotes server. The "Greatest deficit overcome" only applies when the player ends up winning the game.

### LEGEND

MT Men's Team





## Detailed Team Match Results

Singapore (SIN) 3 - 0 Ghana (GHA)

Match 2: ZHAN Jian (SIN) 3-0 LARTEY Felix (GHA)

Match Summary		Match	Game 1	Game 2	Game 3	Game 4	Game 5
ZHAN Jian	SIN	3	11	11	11		
LARTEY Felix	GHA	0	9	8	6		
	Duration	15min	6min	4min	4min		

Team Match No : MT1 Table : 4 Umpires : WILLIAMS Jackie (WAL) NEELAKANTA IYER Ganeshan (IND)

Player Statistics	ZHAN Jian (SIN)						LARTEY Felix (GHA)					
	Game					Match	Game					Match
	1	2	3	4	5		1	2	3	4	5	
Points won	11	11	10			32	9	8	6			23
Biggest lead	3	3	5			5	1	-	2			2
Points won on own serve	5	5	6			16	4	4	4			12
Points lost on own serve	5	4	2			11	6	6	4			16
Most consecutive points won	3	3	6			6	3	3	5			5
Greatest deficit overcome	1	-	2			2	-	-	-			-
Handedness/Grip	Right/						Right/					

### Game Progress

1	ZHAN Jian (SIN)	*0	2	*3	4	*5	5	*6	8	*9	9	11
	LARTEY Felix (GHA)	0	*0	1	*2	3	*5	6	*6	7	*9	9
2	ZHAN Jian (SIN)	0	*2	3	*3	4	*6	7	*8	9	*10	11
	LARTEY Felix (GHA)	*0	0	*1	3	*4	4	*5	6	*7	8	8
3	ZHAN Jian (SIN)	0	2	*3	3	*3	5	*7	9	*10	11	
	LARTEY Felix (GHA)	0	*0	1	*3	5	*5	5	*5	6	6	

### NOTES

"\*" denotes server. The "Greatest deficit overcome" only applies when the player ends up winning the game.

### LEGEND

MT Men's Team



## Detailed Team Match Results

Singapore (SIN) 3 - 0 Ghana (GHA)

Match 3:

LI Hu (SIN) 3-0 ABREFA Derek (GHA)  
GAO Ning LARTEY Felix

Match Summary		Match	Game 1	Game 2	Game 3	Game 4	Game 5
LI Hu / GAO N	SIN	3	11	11	11		
ABREFA Derek / LARTEY F	GHA	0	7	4	6		
	Duration	13min	3min	4min	4min		

Team Match No : MT1 Table : 4 Umpires : WILLIAMS Jackie (WAL) NEELAKANTA IYER Ganeshan (IND)

Player Statistics	LI H / GAO N (SIN)						ABREFA D / LARTEY F (GHA)					
	Game					Match	Game					Match
	1	2	3	4	5		1	2	3	4	5	
Points won	11	11	10			32	7	4	6			17
Biggest lead	6	7	6			7	1	2	-			2
Points won on own serve	5	6	3			14	4	2	1			7
Points lost on own serve	3	2	5			10	6	5	7			18
Most consecutive points won	5	7	6			7	3	2	3			3
Greatest deficit overcome	1	2	-			2	-	-	-			-
Handedness/Grip	Right/ - Right/						Right/ - Right/					

### Game Progress

1	LI H / GAO N (SIN)	0	*-1	3	*-5	6	*-7	9	*-10	10	11
	ABREFA D / LARTEY F (GHA)	*-0	1	*-1	1	*-2	3	*-3	4	*-6	7
2	LI H / GAO N (SIN)	*-0	0	*-1	3	*-5	7	*-8	10	11	
	ABREFA D / LARTEY F (GHA)	0	*-2	3	*-3	3	*-3	4	*-4	4	
3	LI H / GAO N (SIN)	0	*-2	4	*-6	6	*-7	7	*-9	10	11
	ABREFA D / LARTEY F (GHA)	0	0	*-0	0	*-2	3	*-5	5	*-6	6

### NOTES

"\*-." denotes first player of pair is server, "-\*" denotes second player of pair is server. The "Greatest deficit overcome" only applies when the pair ends up winning the game.

### LEGEND

MT Men's Team



## Detailed Team Match Results

**Sri Lanka (SRI) 3 - 0** Seychelles (SEY)

Team Match No : MT2 Table : 3 Umpires : HOPKINS Alan (AUS) GOULDEN David (ENG)

Match 1			Match	Game 1	Game 2	Game 3	Game 4	Game 5
A	<b>SIRISENA Rohan</b>	SRI	3	11	11	11		
X	ESTHER Nicholas	SEY	0	5	4	7		
Duration of Match 1			11min	3min	4min	5min		

Match 2			Match	Game 1	Game 2	Game 3	Game 4	Game 5
B	<b>DESHAPPRIYA Dinesh</b>	SRI	3	11	11	11		
Y	SULTAN Godfrey	SEY	0	7	7	6		
Duration of Match 2			14min	5min	5min	5min		

Match 3			Match	Game 1	Game 2	Game 3	Game 4	Game 5
C/B	<b>RANASINGHA U / DESHAPPRIYA D</b>	SRI	3	11	11	11		
Z/X	LAURENCE D / ESTHER N	SEY	0	4	1	7		
Duration of Match 3			11min	3min	2min	4min		

Duration of Team Match	<b>46min</b>
------------------------	--------------

Player Statistics	Sri Lanka (SRI)					Seychelles (SEY)						
	Match					Team Match	Match					Team Match
	1	2	3	4	5		1	2	3	4	5	
Points won	31	31	33			<b>95</b>	16	20	11			<b>47</b>
Biggest lead	7	6	10			<b>10</b>	1	1	1			<b>1</b>
Points won on own serve	16	20	15			<b>51</b>	9	15	5			<b>29</b>
Points lost on own serve	7	5	6			<b>18</b>	15	11	18			<b>44</b>
Most consecutive points won	5	5	6			<b>6</b>	2	3	3			<b>3</b>
Greatest deficit overcome	1	1	1			<b>1</b>	-	-	-			<b>-</b>

### NOTES

The "Greatest deficit overcome" only applies when the player/pair ends up winning the game.

### LEGEND

MT Men's Team



### Detailed Team Match Results

Sri Lanka (SRI) 3 - 0 Seychelles (SEY)

Match 1: SIRISENA Rohan (SRI) 3-0 ESTHER Nicholas (SEY)

Match Summary		Match	Game 1	Game 2	Game 3	Game 4	Game 5
SIRISENA Rohan	SRI	3	11	11	11		
ESTHER Nicholas	SEY	0	5	4	7		
Duration		11min	3min	4min	5min		

Team Match No : MT2 Table : 3 Umpires : HOPKINS Alan (AUS) GOULDEN David (ENG)

Player Statistics	SIRISENA Rohan (SRI)						ESTHER Nicholas (SEY)					
	Game					Match	Game					Match
	1	2	3	4	5		1	2	3	4	5	
Points won	11	10	10			31	5	4	7			16
Biggest lead	6	7	4			7	1	1	-			1
Points won on own serve	8	4	4			16	5	1	3			9
Points lost on own serve	0	3	4			7	3	6	6			15
Most consecutive points won	4	5	3			5	2	2	2			2
Greatest deficit overcome	1	1	-			1	-	-	-			-
Handedness/Grip	Right/						/					

#### Game Progress

1	SIRISENA Rohan (SRI)	0	*1	3	*4	6	*7	9	*9	11	
	ESTHER Nicholas (SEY)	*0	1	*1	2	*2	3	*3	5	5	
2	SIRISENA Rohan (SRI)	0	1	*2	3	*5	6	*8	10	11	
	ESTHER Nicholas (SEY)	0	*1	2	*3	3	*4	4	*4	4	
3	SIRISENA Rohan (SRI)	0	*2	2	*3	5	*6	7	*9	10	11
	ESTHER Nicholas (SEY)	0	0	*2	3	*3	4	*5	5	*6	7

#### NOTES

"\*" denotes server. The "Greatest deficit overcome" only applies when the player ends up winning the game.

#### LEGEND

MT Men's Team



## Detailed Team Match Results

Sri Lanka (SRI) 3 - 0 Seychelles (SEY)

Match 2: DESHAPPRIYA Dinesh (SRI) 3-0 SULTAN Godfrey (SEY)

Match Summary		Match	Game 1	Game 2	Game 3	Game 4	Game 5
DESHAPPRIYA Dinesh	SRI	3	11	11	11		
SULTAN Godfrey	SEY	0	7	7	6		
Duration		14min	5min	5min	5min		

Team Match No : MT2 Table : 3 Umpires : HOPKINS Alan (AUS) GOULDEN David (ENG)

Player Statistics	DESHAPPRIYA Dinesh (SRI)						SULTAN Godfrey (SEY)					
	Game					Match	Game					Match
	1	2	3	4	5		1	2	3	4	5	
Points won	11	10	10			31	7	7	6			20
Biggest lead	4	5	6			6	1	-	-			1
Points won on own serve	6	8	6			20	5	6	4			15
Points lost on own serve	2	1	2			5	5	2	4			11
Most consecutive points won	4	3	5			5	3	2	3			3
Greatest deficit overcome	1	-	-			1	-	-	-			-
Handedness/Grip	Right/						/					

### Game Progress

1	DESHAPPRIYA Dinesh (SRI)	0	*2	3	*3	4	*5	7	*8	10	11
	SULTAN Godfrey (SEY)	*0	0	*1	3	*4	5	*5	6	*6	7
2	DESHAPPRIYA Dinesh (SRI)	0	2	*3	5	*5	7	*8	9	*9	11
	SULTAN Godfrey (SEY)	0	*0	1	*1	3	*3	4	*5	7	7
3	DESHAPPRIYA Dinesh (SRI)	0	*1	2	*4	6	*7	9	*9	10	11
	SULTAN Godfrey (SEY)	0	1	*2	2	*2	3	*3	5	*6	6

### NOTES

"\*" denotes server. The "Greatest deficit overcome" only applies when the player ends up winning the game.

### LEGEND

MT Men's Team



## Detailed Team Match Results

Sri Lanka (SRI) 3 - 0 Seychelles (SEY)

**Match 3:** RANASINGHA Udaya (SRI) 3-0 LAURENCE Dario (SEY)  
DESHAPPRIYA Dinesh ESTHER Nicholas

Match Summary		Match	Game 1	Game 2	Game 3	Game 4	Game 5
RANASINGHA Udaya / DESHAPPRIYA D	SRI	3	11	11	11		
LAURENCE Dario / ESTHER N	SEY	0	4	1	7		
Duration		11min	3min	2min	4min		

Team Match No : MT2 Table : 3 Umpires : HOPKINS Alan (AUS) GOULDEN David (ENG)

Player Statistics	RANASINGHA U / DESHAPPRIYA D (SRI)						LAURENCE D / ESTHER N (SEY)					
	Game					Match	Game					Match
	1	2	3	4	5		1	2	3	4	5	
Points won	11	11	11			33	4	1	6			11
Biggest lead	7	10	5			10	1	-	1			1
Points won on own serve	6	5	4			15	3	0	2			5
Points lost on own serve	1	1	4			6	5	6	7			18
Most consecutive points won	6	6	5			6	2	1	3			3
Greatest deficit overcome	1	-	1			1	-	-	-			-
Handedness/Grip	Right/ - Right/						/ - /					

### Game Progress

1	RANASINGHA U / DESHAPPRIYA D (SRI)	0	*1	2	*3	5	*7	9	*10	11	
	LAURENCE D / ESTHER N (SEY)	*0	1	*2	3	*3	3	*3	4	4	
2	RANASINGHA U / DESHAPPRIYA D (SRI)	*0	2	*4	5	*7	9	11			
	LAURENCE D / ESTHER N (SEY)	0	*0	0	*1	1	*1	1			
3	RANASINGHA U / DESHAPPRIYA D (SRI)	0	*1	2	*4	6	*7	7	*8	9	11
	LAURENCE D / ESTHER N (SEY)	0	1	*2	2	*2	3	*5	6	*7	7

### NOTES

"\*-." denotes first player of pair is server, "-\*" denotes second player of pair is server. The "Greatest deficit overcome" only applies when the pair ends up winning the game.

### LEGEND

MT Men's Team



## Detailed Team Match Results

Barbados (BAR) **0 - 3** England (ENG)

Team Match No : MT31 Table : 8 Umpires : JACKSON Brian (ENG) SAVVA Andreas (CYP)

Match 1			Match	Game 1	Game 2	Game 3	Game 4	Game 5
A	FARLEY Trevor	BAR	0	6	5	5		
X	PITCHFORD Liam	ENG	3	11	11	11		
Duration of Match 1			13min	4min	4min	3min		

Match 2			Match	Game 1	Game 2	Game 3	Game 4	Game 5
B	FARLEY Kevin	BAR	0	2	1	14		
Y	BAGGALEY Andrew	ENG	3	11	11	16		
Duration of Match 2			17min	3min	3min	9min		

Match 3			Match	Game 1	Game 2	Game 3	Game 4	Game 5
C/A	DOWELL MA / FARLEY T	BAR	0	4	2	5		
Z/Y	DRINKHALL P / BAGGALEY A	ENG	3	11	11	11		
Duration of Match 3			13min	4min	3min	4min		

Duration of Team Match	<b>53min</b>
------------------------	--------------

Player Statistics	Barbados (BAR)					England (ENG)						
	Match					Team Match	Match					Team Match
	1	2	3	4	5		1	2	3	4	5	
Points won	16	16	11			43	32	38	32			102
Biggest lead	2	1	1			2	7	10	9			10
Points won on own serve	10	8	8			26	18	19	19			56
Points lost on own serve	14	19	13			46	6	8	3			17
Most consecutive points won	2	2	2			2	5	7	6			7
Greatest deficit overcome	-	-	-			-	2	1	1			2

### NOTES

The "Greatest deficit overcome" only applies when the player/pair ends up winning the game.

### LEGEND

MT Men's Team



## Detailed Team Match Results

Barbados (BAR) **0 - 3** England (ENG)

**Match 1:** FARLEY Trevor (BAR) **0-3** PITCHFORD Liam (ENG)

Match Summary		Match	Game 1	Game 2	Game 3	Game 4	Game 5
FARLEY Trevor	BAR	0	6	5	5		
PITCHFORD Liam	ENG	3	11	11	11		
Duration		13min	4min	4min	3min		

Team Match No : MT31 Table : 8 Umpires : JACKSON Brian (ENG) SAVVA Andreas (CYP)

Player Statistics	FARLEY Trevor (BAR)						PITCHFORD Liam (ENG)					
	Game					Match	Game					Match
	1	2	3	4	5		1	2	3	4	5	
Points won	6	5	5			16	11	11	10			32
Biggest lead	-	2	-			2	5	6	7			7
Points won on own serve	5	2	3			10	7	5	6			18
Points lost on own serve	4	6	4			14	1	3	2			6
Most consecutive points won	2	2	2			2	4	5	5			5
Greatest deficit overcome	-	-	-			-	-	2	-			2
Handedness/Grip	Right/						Right/					

### Game Progress

1	FARLEY Trevor (BAR)	*0	1	*2	3	*3	5	*5	6	*6	6
	PITCHFORD Liam (ENG)	0	*1	2	*3	5	*5	7	*8	10	11
2	FARLEY Trevor (BAR)	0	*2	2	*2	3	*3	4	*5	5	
	PITCHFORD Liam (ENG)	*0	0	*2	4	*5	7	*8	9	11	
3	FARLEY Trevor (BAR)	0	0	*0	1	*1	2	*3	4	5	
	PITCHFORD Liam (ENG)	0	*2	4	*5	7	*8	9	*10	11	

### NOTES

"\*" denotes server. The "Greatest deficit overcome" only applies when the player ends up winning the game.

### LEGEND

MT Men's Team





## Detailed Team Match Results

Barbados (BAR) 0 - 3 England (ENG)

**Match 2:** FARLEY Kevin (BAR) 0-3 BAGGALEY Andrew (ENG)

Match Summary		Match	Game 1	Game 2	Game 3	Game 4	Game 5
FARLEY Kevin	BAR	0	2	1	14		
BAGGALEY Andrew	ENG	3	11	11	16		
Duration		17min	3min	3min	9min		

Team Match No : MT31 Table : 8 Umpires : JACKSON Brian (ENG) SAVVA Andreas (CYP)

Player Statistics	FARLEY Kevin (BAR)						BAGGALEY Andrew (ENG)					
	Game					Match	Game					Match
	1	2	3	4	5		1	2	3	4	5	
Points won	2	1	13			16	11	11	16			38
Biggest lead	-	-	1			1	9	10	2			10
Points won on own serve	2	0	6			8	7	5	7			19
Points lost on own serve	4	6	9			19	0	1	7			8
Most consecutive points won	1	1	2			2	6	7	3			7
Greatest deficit overcome	-	-	-			-	-	-	1			1
Handedness/Grip	Left/						Right/					

### Game Progress

1	FARLEY Kevin (BAR)	0	*0	1	*1	2	*2	2	2									
	BAGGALEY Andrew (ENG)	*0	2	*3	5	*6	8	*10	11									
2	FARLEY Kevin (BAR)	*0	0	*0	0	*1	1	1										
	BAGGALEY Andrew (ENG)	0	*2	4	*6	7	*9	11										
3	FARLEY Kevin (BAR)	0	*1	2	*3	4	*5	6	*7	8	*9	10	*11	11	*12	12	*12	13
	BAGGALEY Andrew (ENG)	0	1	*2	3	*4	5	*6	7	*8	9	*10	10	*11	11	*12	13	*13
		*14	14	*14	14													
		13	*14	15	16													

### NOTES

"\*" denotes server. The "Greatest deficit overcome" only applies when the player ends up winning the game.

### LEGEND

MT Men's Team



## Detailed Team Match Results

Barbados (BAR) **0 - 3** England (ENG)

**Match 3:** DOWELL Mark-Anthony (BAR) **0-3** DRINKHALL Paul (ENG)  
FARLEY Trevor BAGGALEY Andrew

Match Summary		Match	Game 1	Game 2	Game 3	Game 4	Game 5
DOWELL Mark-Anthony / FARLEY T	BAR	0	4	2	5		
DRINKHALL Paul / BAGGALEY A	ENG	3	11	11	11		
Duration		13min	4min	3min	4min		

Team Match No : MT31 Table : 8 Umpires : JACKSON Brian (ENG) SAVVA Andreas (CYP)

Player Statistics	DOWELL MA / FARLEY T (BAR)						DRINKHALL P / BAGGALEY A (ENG)					
	Game					Match	Game					Match
	1	2	3	4	5		1	2	3	4	5	
Points won	4	2	5			11	11	11	10			32
Biggest lead	-	-	1			1	7	9	6			9
Points won on own serve	3	2	3			8	6	7	6			19
Points lost on own serve	5	4	4			13	1	0	2			3
Most consecutive points won	2	1	2			2	4	6	4			6
Greatest deficit overcome	-	-	-			-	-	-	1			1
Handedness/Grip	Right/ - Right/						Right/ - Right/					

### Game Progress

1	DOWELL MA / FARLEY T (BAR)	*-0	0	*-1	2	*-2	3	*-3	4	4
	DRINKHALL P / BAGGALEY A (ENG)	0	*-2	3	*-4	6	*-7	9	*-10	11
2	DOWELL MA / FARLEY T (BAR)	0	*-0	1	*-1	1	*-1	2	2	
	DRINKHALL P / BAGGALEY A (ENG)	*-0	2	*-3	5	*-7	9	*-10	11	
3	DOWELL MA / FARLEY T (BAR)	0	1	*-2	3	*-3	4	*-5	5	5
	DRINKHALL P / BAGGALEY A (ENG)	0	*-1	2	*-3	5	*-6	7	*-9	11

### NOTES

"\*-." denotes first player of pair is server, "-\*" denotes second player of pair is server. The "Greatest deficit overcome" only applies when the pair ends up winning the game.

### LEGEND

MT Men's Team



### Detailed Team Match Results

#### Trinidad and Tobago (TTO) 3 - 1 Jamaica (JAM)

Team Match No : MT32 Table : 1 Umpires : HO Fanny (AUS) REID Lynda (ENG)

Match 1			Match	Game 1	Game 2	Game 3	Game 4	Game 5
A	ST. LOUIS Dexter	TTO	3	11	11	12		
X	TOMLINSON Simon	JAM	0	3	7	10		
Duration of Match 1			20min	4min	7min	8min		

Match 2			Match	Game 1	Game 2	Game 3	Game 4	Game 5
B	HUMPHREYS Curtis	TTO	1	11	8	9	11	
Y	WATSON Kane	JAM	3	9	11	11	13	
Duration of Match 2			27min	6min	5min	6min	8min	

Match 3			Match	Game 1	Game 2	Game 3	Game 4	Game 5
C/B	WILSON A / HUMPHREYS C	TTO	3	11	13	12	11	
Z/X	MARSH C / TOMLINSON S	JAM	1	7	15	10	7	
Duration of Match 3			29min	4min	8min	6min	6min	

Match 4			Match	Game 1	Game 2	Game 3	Game 4	Game 5
A	ST. LOUIS Dexter	TTO	3	11	6	18	11	
Z	MARSH Christopher	JAM	1	6	11	16	4	
Duration of Match 4			31min	5min	5min	13min	5min	

Duration of Team Match	1h50min
------------------------	---------

Player Statistics	Trinidad and Tobago (TTO)					Team Match	Jamaica (JAM)					Team Match
	Match						Match					
	1	2	3	4	5		1	2	3	4	5	
Points won	32	39	46	46		163	20	44	39	37		140
Biggest lead	8	2	7	7		8	4	5	4	5		5
Points won on own serve	14	21	24	21		80	9	24	21	16		70
Points lost on own serve	11	20	18	21		70	18	18	22	25		83
Most consecutive points won	5	5	7	5		7	3	3	5	4		5
Greatest deficit overcome	4	3	1	4		4	-	2	1	2		2

**NOTES**

The "Greatest deficit overcome" only applies when the player/pair ends up winning the game.

**LEGEND**

MT Men's Team



## Detailed Team Match Results

Trinidad and Tobago (TTO) 3 - 1 Jamaica (JAM)

Match 1: ST. LOUIS Dexter (TTO) 3-0 TOMLINSON Simon (JAM)

Match Summary		Match	Game 1	Game 2	Game 3	Game 4	Game 5
ST. LOUIS Dexter	TTO	3	11	11	12		
TOMLINSON Simon	JAM	0	3	7	10		
Duration		20min	4min	7min	8min		

Team Match No : MT32 Table : 1 Umpires : HO Fanny (AUS) REID Lynda (ENG)

Player Statistics	ST. LOUIS Dexter (TTO)						TOMLINSON Simon (JAM)					
	Game					Match	Game					Match
	1	2	3	4	5		1	2	3	4	5	
Points won	9	11	12			32	3	7	10			20
Biggest lead	8	4	2			8	-	1	4			4
Points won on own serve	5	5	4			14	2	4	3			9
Points lost on own serve	1	3	7			11	4	6	8			18
Most consecutive points won	5	5	4			5	1	1	3			3
Greatest deficit overcome	-	1	4			4	-	-	-			-
Handedness/Grip	Left/						/					

### Game Progress

1	ST. LOUIS Dexter (TTO)	0	2	*4	6	*7	8	*9	11					
	TOMLINSON Simon (JAM)	0	*0	0	*0	1	*2	3	3					
2	ST. LOUIS Dexter (TTO)	0	*1	2	*4	6	*7	8	*9	10	11			
	TOMLINSON Simon (JAM)	*0	1	*2	2	*2	3	*4	5	*6	7			
3	ST. LOUIS Dexter (TTO)	*0	1	*2	2	*3	3	*4	6	*8	8	*10	11	12
	TOMLINSON Simon (JAM)	0	*1	2	*4	5	*7	8	*8	8	*10	10	*10	10

### NOTES

"\*" denotes server. The "Greatest deficit overcome" only applies when the player ends up winning the game.

### LEGEND

MT Men's Team



## Detailed Team Match Results

Trinidad and Tobago (TTO) 3 - 1 Jamaica (JAM)

Match 2: HUMPHREYS Curtis (TTO) 1-3 WATSON Kane (JAM)

Match Summary		Match	Game 1	Game 2	Game 3	Game 4	Game 5
HUMPHREYS Curtis	TTO	1	11	8	9	11	
WATSON Kane	JAM	3	9	11	11	13	
Duration		27min	6min	5min	6min	8min	

Team Match No : MT32 Table : 1 Umpires : HO Fanny (AUS) REID Lynda (ENG)

Player Statistics	HUMPHREYS Curtis (TTO)					Match	WATSON Kane (JAM)					Match
	Game						Game					
	1	2	3	4	5		1	2	3	4	5	
Points won	11	8	9	11		39	9	11	11	13		44
Biggest lead	2	-	-	2		2	3	5	4	2		5
Points won on own serve	7	5	5	4		21	6	7	6	5		24
Points lost on own serve	3	4	5	8		20	4	3	4	7		18
Most consecutive points won	5	3	4	3		5	3	3	3	3		3
Greatest deficit overcome	3	-	-	-		3	-	-	-	2		2
Handedness/Grip	Right/						/					

### Game Progress

1	HUMPHREYS Curtis (TTO)	*0	1	*2	3	*3	5	*5	6	*7	9	11				
	WATSON Kane (JAM)	0	*1	2	*3	5	*5	7	*8	9	*9	9				
2	HUMPHREYS Curtis (TTO)	0	*0	1	*1	2	*3	4	*5	7	*8	8				
	WATSON Kane (JAM)	*0	2	*3	5	*6	7	*8	9	*9	10	11				
3	HUMPHREYS Curtis (TTO)	*0	0	*1	2	*2	4	*5	5	*7	9	9				
	WATSON Kane (JAM)	0	*2	3	*4	6	*6	7	*9	9	*9	11				
4	HUMPHREYS Curtis (TTO)	0	*2	2	*3	3	*5	6	*7	8	*9	10	*10	11	*11	11
	WATSON Kane (JAM)	*0	0	*2	3	*5	5	*6	7	*8	9	*10	11	*11	12	13

### NOTES

"\*" denotes server. The "Greatest deficit overcome" only applies when the player ends up winning the game.

### LEGEND

MT Men's Team



## Detailed Team Match Results

Trinidad and Tobago (TTO) 3 - 1 Jamaica (JAM)

**Match 3:** **WILSON Aaron (TTO)** 3-1 **MARSH Christopher (JAM)**  
**HUMPHREYS Curtis** **TOMLINSON Simon**

Match Summary		Match	Game 1	Game 2	Game 3	Game 4	Game 5
WILSON Aaron / HUMPHREYS C	TTO	3	11	13	12	11	
MARSH Christopher / TOMLINSON S	JAM	1	7	15	10	7	
Duration		29min	4min	8min	6min	6min	

Team Match No : MT32 Table : 1 Umpires : HO Fanny (AUS) REID Lynda (ENG)

Player Statistics	WILSON A / HUMPHREYS C (TTO)						MARSH C / TOMLINSON S (JAM)					
	Game					Match	Game					Match
	1	2	3	4	5		1	2	3	4	5	
Points won	11	13	12	10		46	7	15	10	7		39
Biggest lead	7	1	4	7		7	-	4	1	-		4
Points won on own serve	4	7	6	7		24	3	8	5	5		21
Points lost on own serve	4	7	5	2		18	7	6	6	3		22
Most consecutive points won	6	3	3	7		7	5	3	4	5		5
Greatest deficit overcome	-	-	1	-		1	-	1	-	-		1
Handedness/Grip	Right/ - Right/						/ - /					

### Game Progress

1	WILSON A / HUMPHREYS C (TTO)	0	*2	3	*4	6	*8	9	*9	9	11							
	MARSH C / TOMLINSON S (JAM)	*0	0	*1	2	*2	2	*3	5	*7	7							
2	WILSON A / HUMPHREYS C (TTO)	*0	0	*1	2	*2	4	*5	6	*8	9	*10	11	*11	11	*12	13	*13
	MARSH C / TOMLINSON S (JAM)	0	*2	3	*4	6	*6	7	*8	8	*9	10	*10	11	*12	12	*12	13
		13	13															
		*14	15															
3	WILSON A / HUMPHREYS C (TTO)	0	*1	2	*3	5	*6	7	*9	9	*9	10	*11	12				
	MARSH C / TOMLINSON S (JAM)	*0	1	*2	3	*3	4	*5	5	*7	9	*10	10	10				
4	WILSON A / HUMPHREYS C (TTO)	0	2	*2	4	*6	8	*9	9	*9	11							
	MARSH C / TOMLINSON S (JAM)	0	*0	2	*2	2	*2	3	*5	7	7							

### NOTES

"\*-." denotes first player of pair is server, "-\*" denotes second player of pair is server. The "Greatest deficit overcome" only applies when the pair ends up winning the game.

### LEGEND

MT Men's Team



## Detailed Team Match Results

Trinidad and Tobago (TTO) 3 - 1 Jamaica (JAM)

Match 4: ST. LOUIS Dexter (TTO) 3-1 MARSH Christopher (JAM)

Match Summary		Match	Game 1	Game 2	Game 3	Game 4	Game 5
ST. LOUIS Dexter	TTO	3	11	6	18	11	
MARSH Christopher	JAM	1	6	11	16	4	
Duration		31min	5min	5min	13min	5min	

Team Match No : MT32 Table : 1 Umpires : HO Fanny (AUS) REID Lynda (ENG)

Player Statistics	ST. LOUIS Dexter (TTO)						MARSH Christopher (JAM)					
	Game					Match	Game					Match
	1	2	3	4	5		1	2	3	4	5	
Points won	11	6	18	11		46	6	11	16	4		37
Biggest lead	5	2	2	7		7	3	5	4	-		5
Points won on own serve	5	4	7	5		21	3	6	6	1		16
Points lost on own serve	3	5	10	3		21	6	2	11	6		25
Most consecutive points won	5	2	3	5		5	3	4	3	2		4
Greatest deficit overcome	3	-	4	-		4	-	2	-	-		2
Handedness/Grip	Left/						/					

### Game Progress

1	ST. LOUIS Dexter (TTO)	0	*0	1	*2	3	*5	6	*8	10	11	MARSH Christopher (JAM)	*0	2	*3	4	*5	5	*6	6	*6	6														
2	ST. LOUIS Dexter (TTO)	*0	2	*2	2	*3	4	*4	5	*6	6	MARSH Christopher (JAM)	0	*0	2	*4	5	*6	8	*9	10	11														
3	ST. LOUIS Dexter (TTO)	0	*0	1	*2	2	*4	5	*6	7	*8	10	*11	11	*12	12	*13	13	MARSH Christopher (JAM)	*0	2	*3	4	*6	6	*7	8	*9	10	*10	10	*11	11	*12	12	*13
		*14	14	*15	15	*15	16	*17	18		13	*14	14	*15	16	*16	16	16																		
4	ST. LOUIS Dexter (TTO)	*0	2	*4	5	*6	7	*9	10	11	MARSH Christopher (JAM)	0	*0	0	*1	2	*3	3	*4	4																

### NOTES

"\*" denotes server. The "Greatest deficit overcome" only applies when the player ends up winning the game.

### LEGEND

MT Men's Team



### Detailed Team Match Results

**England (ENG) 3 - 0** Trinidad and Tobago (TTO)

Team Match No : MT17 Table : 9 Umpires : HO Fanny (AUS) HOPKINS Alan (AUS)

Match 1			Match	Game 1	Game 2	Game 3	Game 4	Game 5
A	DRINKHALL Paul	ENG	3	11	11	11		
X	HUMPHREYS Curtis	TTO	0	8	3	3		
Duration of Match 1			15min	5min	4min	4min		

Match 2			Match	Game 1	Game 2	Game 3	Game 4	Game 5
B	PITCHFORD Liam	ENG	3	12	11	11		
Y	ST. LOUIS Dexter	TTO	0	10	3	9		
Duration of Match 2			20min	7min	5min	6min		

Match 3			Match	Game 1	Game 2	Game 3	Game 4	Game 5
C/A	REED D / DRINKHALL P	ENG	3	11	11	11		
Z/X	WILSON A / HUMPHREYS C	TTO	0	1	6	8		
Duration of Match 3			13min	3min	5min	4min		

Duration of Team Match	57min
------------------------	-------

Player Statistics	England (ENG)					Trinidad and Tobago (TTO)						
	Match					Team Match	Match					Team Match
	1	2	3	4	5		1	2	3	4	5	
Points won	32	34	32			98	14	22	15			51
Biggest lead	9	8	10			10	3	-	1			3
Points won on own serve	17	18	18			53	8	13	9			30
Points lost on own serve	6	9	6			21	15	16	14			45
Most consecutive points won	9	7	7			9	3	3	3			3
Greatest deficit overcome	3	-	1			3	-	-	-			-

**NOTES**

The "Greatest deficit overcome" only applies when the player/pair ends up winning the game.

**LEGEND**

MT Men's Team





## Detailed Team Match Results

England (ENG) 3 - 0 Trinidad and Tobago (TTO)

Match 1: DRINKHALL Paul (ENG) 3-0 HUMPHREYS Curtis (TTO)

Match Summary		Match	Game 1	Game 2	Game 3	Game 4	Game 5
DRINKHALL Paul	ENG	3	11	11	11		
HUMPHREYS Curtis	TTO	0	8	3	3		
Duration		15min	5min	4min	4min		

Team Match No : MT17 Table : 9 Umpires : HO Fanny (AUS) HOPKINS Alan (AUS)

Player Statistics	DRINKHALL Paul (ENG)						HUMPHREYS Curtis (TTO)					
	Game					Match	Game					Match
	1	2	3	4	5		1	2	3	4	5	
Points won	11	11	10			32	8	3	3			14
Biggest lead	3	8	9			9	3	-	-			3
Points won on own serve	5	7	5			17	4	2	2			8
Points lost on own serve	4	1	1			6	6	4	5			15
Most consecutive points won	6	6	9			9	3	1	2			3
Greatest deficit overcome	3	-	-			3	-	-	-			-
Handedness/Grip	Right/						Right/					

### Game Progress

1	DRINKHALL Paul (ENG)	0	*2	2	*3	4	*4	5	*6	8	*10	11
	HUMPHREYS Curtis (TTO)	*0	0	*2	3	*4	6	*7	8	*8	8	8
2	DRINKHALL Paul (ENG)	*0	2	*4	6	*7	8	*9	11			
	HUMPHREYS Curtis (TTO)	0	*0	0	*0	1	*2	3	3			
3	DRINKHALL Paul (ENG)	0	*2	4	*6	8	*9	10	11			
	HUMPHREYS Curtis (TTO)	0	0	*0	0	*0	1	*2	3			

### NOTES

"\*" denotes server. The "Greatest deficit overcome" only applies when the player ends up winning the game.

### LEGEND

MT Men's Team



### Detailed Team Match Results

England (ENG) 3 - 0 Trinidad and Tobago (TTO)

Match 2: PITCHFORD Liam (ENG) 3-0 ST. LOUIS Dexter (TTO)

Match Summary		Match	Game 1	Game 2	Game 3	Game 4	Game 5
PITCHFORD Liam	ENG	3	12	11	11		
ST. LOUIS Dexter	TTO	0	10	3	9		
	Duration	20min	7min	5min	6min		

Team Match No : MT17 Table : 9 Umpires : HO Fanny (AUS) HOPKINS Alan (AUS)

Player Statistics	PITCHFORD Liam (ENG)						ST. LOUIS Dexter (TTO)					
	Game					Match	Game					Match
	1	2	3	4	5		1	2	3	4	5	
Points won	12	11	11			34	10	3	9			22
Biggest lead	3	8	4			8	-	-	-			-
Points won on own serve	8	5	5			18	7	2	4			13
Points lost on own serve	3	1	5			9	4	6	6			16
Most consecutive points won	2	7	3			7	2	1	3			3
Greatest deficit overcome	-	-	-			-	-	-	-			-
Handedness/Grip	Right/						Left/					

#### Game Progress

1	PITCHFORD Liam (ENG)	*0	2	*3	4	*5	6	*7	8	*8	10	*10	11	12
	ST. LOUIS Dexter (TTO)	0	*0	1	*2	3	*4	5	*6	8	*8	10	*10	10
2	PITCHFORD Liam (ENG)	0	*2	4	*6	7	*8	10	11					
	ST. LOUIS Dexter (TTO)	*0	0	*0	0	*1	2	*2	3					
3	PITCHFORD Liam (ENG)	*0	2	*3	3	*5	6	*7	9	*10	10	11		
	ST. LOUIS Dexter (TTO)	0	*0	1	*3	3	*4	5	*5	6	*8	9		

#### NOTES

"\*" denotes server. The "Greatest deficit overcome" only applies when the player ends up winning the game.

#### LEGEND

MT Men's Team



### Detailed Team Match Results

England (ENG) 3 - 0 Trinidad and Tobago (TTO)

**Match 3:** REED Danny (ENG) 3-0 WILSON Aaron (TTO)  
DRINKHALL Paul HUMPHREYS Curtis

Match Summary		Match	Game 1	Game 2	Game 3	Game 4	Game 5
REED Danny / DRINKHALL P	ENG	3	11	11	11		
WILSON Aaron / HUMPHREYS C	TTO	0	1	6	8		
Duration		13min	3min	5min	4min		

Team Match No : MT17 Table : 9 Umpires : HO Fanny (AUS) HOPKINS Alan (AUS)

Player Statistics	REED D / DRINKHALL P (ENG)						WILSON A / HUMPHREYS C (TTO)					
	Game					Match	Game					Match
	1	2	3	4	5		1	2	3	4	5	
Points won	11	11	10			32	1	6	8			15
Biggest lead	10	5	5			10	-	1	1			1
Points won on own serve	6	6	6			18	1	3	5			9
Points lost on own serve	0	3	3			6	5	5	4			14
Most consecutive points won	7	4	6			7	1	3	3			3
Greatest deficit overcome	-	1	1			1	-	-	-			-
Handedness/Grip	Right/ - Right/						Right/ - Right/					

#### Game Progress

1	REED D / DRINKHALL P (ENG)	0	*-2	4	*-5	7	*-9	11				
	WILSON A / HUMPHREYS C (TTO)	*-0	0	*-0	1	*-1	1	1				
2	REED D / DRINKHALL P (ENG)	*-0	2	*-3	4	*-4	5	*-7	8	*-10	11	
	WILSON A / HUMPHREYS C (TTO)	0	*-0	1	*-2	4	*-5	5	*-6	6	6	
3	REED D / DRINKHALL P (ENG)	0	*-1	2	*-3	5	*-7	8	*-9	10	*-10	11
	WILSON A / HUMPHREYS C (TTO)	0	1	*-2	3	*-3	3	*-4	5	*-6	8	8

#### NOTES

"\*-." denotes first player of pair is server, "-\*" denotes second player of pair is server. The "Greatest deficit overcome" only applies when the pair ends up winning the game.

#### LEGEND

MT Men's Team



## Detailed Team Match Results

### Jamaica (JAM) 2 - 3 Barbados (BAR)

Team Match No : MT18 Table : 10 Umpires : REID Lynda (ENG) GOULDEN David (ENG)

Match 1			Match	Game 1	Game 2	Game 3	Game 4	Game 5
A	WATSON Kane	JAM	3	8	11	11	11	
X	DOWELL Mark-Anthony	BAR	1	11	7	7	8	
Duration of Match 1			23min	5min	5min	5min	5min	

Match 2			Match	Game 1	Game 2	Game 3	Game 4	Game 5
B	TOMLINSON Simon	JAM	0	4	14	4		
Y	FARLEY Kevin	BAR	3	11	16	11		
Duration of Match 2			17min	3min	7min	4min		

Match 3			Match	Game 1	Game 2	Game 3	Game 4	Game 5
C/B	MARSH C / TOMLINSON S	JAM	3	11	11	2	8	11
Z/X	FARLEY T / DOWELL MA	BAR	2	8	6	11	11	3
Duration of Match 3			29min	5min	5min	4min	6min	6min

Match 4			Match	Game 1	Game 2	Game 3	Game 4	Game 5
A	WATSON Kane	JAM	1	10	11	8	6	
Z	FARLEY Trevor	BAR	3	12	4	11	11	
Duration of Match 4			19min	5min	3min	4min	4min	

Match 5			Match	Game 1	Game 2	Game 3	Game 4	Game 5
C	MARSH Christopher	JAM	2	6	11	6	11	3
Y	FARLEY Kevin	BAR	3	11	9	11	7	11
Duration of Match 5			24min	3min	5min	4min	5min	5min

Duration of Team Match	2h9min
------------------------	--------

Player Statistics	Jamaica (JAM)						Barbados (BAR)					
	Match					Team Match	Match					Team Match
	1	2	3	4	5		1	2	3	4	5	
Points won	41	22	43	35	35	176	32	38	38	38	49	195
Biggest lead	5	2	8	8	4	8	4	7	9	5	8	9
Points won on own serve	20	12	23	21	19	95	15	21	20	22	26	104
Points lost on own serve	17	17	18	16	23	91	21	10	20	14	16	81
Most consecutive points won	5	3	5	6	4	6	3	6	7	6	7	7
Greatest deficit overcome	2	-	1	-	-	2	-	2	4	2	3	4

#### NOTES

The "Greatest deficit overcome" only applies when the player/pair ends up winning the game.

#### LEGEND

MT Men's Team



### Detailed Team Match Results

Jamaica (JAM) **2 - 3** Barbados (BAR)

**Match 1:** **WATSON Kane (JAM)** **3-1** **DOWELL Mark-Anthony (BAR)**

Match Summary		Match	Game 1	Game 2	Game 3	Game 4	Game 5
WATSON Kane	JAM	3	8	11	11	11	
DOWELL Mark-Anthony	BAR	1	11	7	7	8	
Duration		23min	5min	5min	5min	5min	

Team Match No : MT18 Table : 10 Umpires : REID Lynda (ENG) GOULDEN David (ENG)

Player Statistics	WATSON Kane (JAM)						DOWELL Mark-Anthony (BAR)					
	Game					Match	Game					Match
	1	2	3	4	5		1	2	3	4	5	
Points won	8	11	11	11		41	11	7	6	8		32
Biggest lead	-	4	4	5		5	4	1	2	-		4
Points won on own serve	3	6	6	5		20	5	3	4	3		15
Points lost on own serve	6	4	2	5		17	5	5	5	6		21
Most consecutive points won	2	4	5	3		5	3	2	2	2		3
Greatest deficit overcome	-	1	2	-		2	-	-	-	-		-
Handedness/Grip	/						Right/					

#### Game Progress

1	WATSON Kane (JAM)	0	*0	1	*2	3	*4	5	*6	6	*8	8
	DOWELL Mark-Anthony (BAR)	*0	2	*3	4	*5	6	*7	8	*10	10	11
2	WATSON Kane (JAM)	*0	1	*3	4	*5	6	*7	9	*10	11	
	DOWELL Mark-Anthony (BAR)	0	*1	1	*2	3	*4	5	*5	6	7	
3	WATSON Kane (JAM)	0	*0	2	*2	3	*5	6	*7	9	11	
	DOWELL Mark-Anthony (BAR)	0	2	*2	4	*5	5	*6	7	*7	7	
4	WATSON Kane (JAM)	*0	2	*3	4	*5	6	*8	9	*10	10	11
	DOWELL Mark-Anthony (BAR)	0	*0	1	*2	3	*4	4	*5	6	*8	8

#### NOTES

"\*" denotes server. The "Greatest deficit overcome" only applies when the player ends up winning the game.

#### LEGEND

MT Men's Team



## Detailed Team Match Results

Jamaica (JAM) **2 - 3** Barbados (BAR)

**Match 2:** TOMLINSON Simon (JAM) **0-3** FARLEY Kevin (BAR)

Match Summary		Match	Game 1	Game 2	Game 3	Game 4	Game 5
TOMLINSON Simon	JAM	0	4	14	4		
FARLEY Kevin	BAR	3	11	16	11		
Duration		17min	3min	7min	4min		

Team Match No : MT18 Table : 10 Umpires : REID Lynda (ENG) GOULDEN David (ENG)

Player Statistics	TOMLINSON Simon (JAM)						FARLEY Kevin (BAR)					
	Game					Match	Game					Match
	1	2	3	4	5		1	2	3	4	5	
Points won	4	14	4			22	11	16	11			38
Biggest lead	-	2	-			2	7	2	7			7
Points won on own serve	2	8	2			12	6	9	6			21
Points lost on own serve	5	7	5			17	2	6	2			10
Most consecutive points won	1	3	2			3	4	3	6			6
Greatest deficit overcome	-	-	-			-	-	2	-			2
Handedness/Grip	/						Left/					

### Game Progress

1	TOMLINSON Simon (JAM)	0	*1	1	*2	3	*3	4	*4	4								
	FARLEY Kevin (BAR)	*0	1	*3	4	*5	7	*8	10	11								
2	TOMLINSON Simon (JAM)	*0	1	*2	2	*4	5	*6	7	*8	10	*10	11	*11	12	*12	12	*13
	FARLEY Kevin (BAR)	0	*1	2	*4	4	*5	6	*7	8	*8	10	*10	11	*11	12	*13	13
		14	*14	14	14													
		*13	14	*15	16													
3	TOMLINSON Simon (JAM)	0	*0	1	*2	3	*4	4	*4	4								
	FARLEY Kevin (BAR)	*0	2	*3	4	*5	6	*8	10	11								

### NOTES

"\*" denotes server. The "Greatest deficit overcome" only applies when the player ends up winning the game.

### LEGEND

MT Men's Team



## Detailed Team Match Results

Jamaica (JAM) **2 - 3** Barbados (BAR)

**Match 3:** **MARSH Christopher (JAM)** **3-2** **FARLEY Trevor (BAR)**  
**TOMLINSON Simon** **DOWELL Mark-Anthony**

Match Summary		Match	Game 1	Game 2	Game 3	Game 4	Game 5
<b>MARSH Christopher / TOMLINSON S</b>	JAM	<b>3</b>	11	11	2	8	11
FARLEY Trevor / DOWELL MA	BAR	<b>2</b>	8	6	11	11	3
Duration		<b>29min</b>	5min	5min	4min	6min	6min

Team Match No : MT18 Table : 10 Umpires : REID Lynda (ENG) GOULDEN David (ENG)

Player Statistics	MARSH C / TOMLINSON S (JAM)						FARLEY T / DOWELL MA (BAR)					
	Game					Match	Game					Match
	1	2	3	4	5		1	2	3	4	5	
Points won	11	11	2	8	11	<b>43</b>	8	6	10	11	3	<b>38</b>
Biggest lead	4	6	-	4	8	<b>8</b>	1	1	9	3	-	<b>9</b>
Points won on own serve	5	6	1	5	6	<b>23</b>	3	4	5	7	1	<b>20</b>
Points lost on own serve	5	2	5	4	2	<b>18</b>	6	5	1	3	5	<b>20</b>
Most consecutive points won	5	5	1	3	5	<b>5</b>	3	3	5	7	1	<b>7</b>
Greatest deficit overcome	1	1	-	-	-	<b>1</b>	-	-	-	4	-	<b>4</b>
Handedness/Grip	/ - /						Right/ - Right/					

### Game Progress

1	<b>MARSH C / TOMLINSON S (JAM)</b>	*-0	1	*-2	3	*-4	6	*-8	8	*-9	10	<b>11</b>
	FARLEY T / DOWELL MA (BAR)	0	*-1	2	*-3	4	*-4	4	*-6	7	*-8	<b>8</b>
2	<b>MARSH C / TOMLINSON S (JAM)</b>	0	*-1	2	*-4	6	*-7	9	*-9	10	<b>11</b>	
	FARLEY T / DOWELL MA (BAR)	*-0	1	*-2	2	*-2	3	*-3	5	*-6	<b>6</b>	
3	MARSH C / TOMLINSON S (JAM)	0	0	*-0	1	*-2	2	*-2	<b>2</b>			
	FARLEY T / DOWELL MA (BAR)	0	*-2	4	*-5	6	*-8	10	<b>11</b>			
4	MARSH C / TOMLINSON S (JAM)	0	*-1	3	*-4	5	*-6	8	*-8	8	*-8	<b>8</b>
	FARLEY T / DOWELL MA (BAR)	*-0	1	*-1	2	*-3	4	*-4	6	*-8	10	<b>11</b>
5	<b>MARSH C / TOMLINSON S (JAM)</b>	*-0	1	*-3	4	*-6	8	*-9	<b>11</b>			
	FARLEY T / DOWELL MA (BAR)	0	*-1	1	*-2	2	*-2	3	<b>3</b>			

### NOTES

"\*-." denotes first player of pair is server, "-\*" denotes second player of pair is server. The "Greatest deficit overcome" only applies when the pair ends up winning the game.

### LEGEND

MT Men's Team



## Detailed Team Match Results

Jamaica (JAM) **2 - 3** Barbados (BAR)

**Match 4:** WATSON Kane (JAM) **1-3** FARLEY Trevor (BAR)

Match Summary		Match	Game 1	Game 2	Game 3	Game 4	Game 5
WATSON Kane	JAM	1	10	11	8	6	
FARLEY Trevor	BAR	3	12	4	11	11	
Duration		19min	5min	3min	4min	4min	

Team Match No : MT18 Table : 10 Umpires : REID Lynda (ENG) GOULDEN David (ENG)

Player Statistics	WATSON Kane (JAM)						FARLEY Trevor (BAR)					
	Game					Match	Game					Match
	1	2	3	4	5		1	2	3	4	5	
Points won	10	11	8	6		35	12	4	11	11		38
Biggest lead	-	8	1	2		8	5	-	3	5		5
Points won on own serve	6	6	4	5		21	7	2	6	7		22
Points lost on own serve	5	2	5	4		16	4	5	4	1		14
Most consecutive points won	4	6	3	2		6	3	2	4	6		6
Greatest deficit overcome	-	-	-	-		-	-	-	1	2		2
Handedness/Grip	/						Right/					

### Game Progress

1	WATSON Kane (JAM)	0	*0	1	*2	2	*3	5	*5	6	*8	10	*10	10
	FARLEY Trevor (BAR)	*0	2	*3	4	*6	7	*7	9	*10	10	*10	11	12
2	WATSON Kane (JAM)	*0	2	*4	6	*6	8	*10	10	11				
	FARLEY Trevor (BAR)	0	*0	0	*0	2	*2	2	*4	4				
3	WATSON Kane (JAM)	0	*1	1	*2	3	*4	6	*7	8	*8	8		
	FARLEY Trevor (BAR)	*0	1	*3	4	*5	6	*6	7	*8	10	11		
4	WATSON Kane (JAM)	*0	2	*2	4	*4	5	*5	5	*6	6			
	FARLEY Trevor (BAR)	0	*0	2	*2	4	*5	7	*9	10	11			

### NOTES

"\*" denotes server. The "Greatest deficit overcome" only applies when the player ends up winning the game.

### LEGEND

MT Men's Team





## Detailed Team Match Results

Jamaica (JAM) 2 - 3 Barbados (BAR)

**Match 5:** MARSH Christopher (JAM) 2-3 FARLEY Kevin (BAR)

Match Summary		Match	Game 1	Game 2	Game 3	Game 4	Game 5
MARSH Christopher	JAM	2	6	11	6	11	3
FARLEY Kevin	BAR	3	11	9	11	7	11
Duration		24min	3min	5min	4min	5min	5min

Team Match No : MT18 Table : 10 Umpires : REID Lynda (ENG) GOULDEN David (ENG)

Player Statistics	MARSH Christopher (JAM)						FARLEY Kevin (BAR)					
	Game					Match	Game					Match
	1	2	3	4	5		1	2	3	4	5	
Points won	4	11	6	11	3	35	11	9	11	7	11	49
Biggest lead	3	4	-	4	-	4	5	-	5	-	8	8
Points won on own serve	3	4	3	8	1	19	6	3	6	5	6	26
Points lost on own serve	5	6	5	2	5	23	1	7	3	3	2	16
Most consecutive points won	3	3	3	4	2	4	5	3	5	2	7	7
Greatest deficit overcome	-	-	-	-	-	-	3	-	-	-	-	3
Handedness/Grip	/						Left/					

### Game Progress

1	MARSH Christopher (JAM)	0	*2	3	*3	4	*5	6	*6	6	6	
	FARLEY Kevin (BAR)	0	0	*1	3	*4	5	*6	8	*10	11	
2	MARSH Christopher (JAM)	*0	2	*3	4	*5	6	*8	8	*9	9	11
	FARLEY Kevin (BAR)	0	*0	1	*2	3	*4	4	*6	7	*9	9
3	MARSH Christopher (JAM)	0	*1	1	*2	4	*4	4	*5	6	6	
	FARLEY Kevin (BAR)	*0	1	*3	4	*4	6	*8	9	*10	11	
4	MARSH Christopher (JAM)	*0	1	*2	4	*6	7	*7	9	*9	11	
	FARLEY Kevin (BAR)	0	*1	2	*2	2	*3	5	*5	7	7	
5	MARSH Christopher (JAM)	0	*1	1	*2	3	*3	3	3	3		
	FARLEY Kevin (BAR)	*0	1	*3	4	*5	7	*9	11			

### NOTES

"\*" denotes server. The "Greatest deficit overcome" only applies when the player ends up winning the game.

### LEGEND

MT Men's Team



## Detailed Team Match Results

**England (ENG) 3 - 0 Jamaica (JAM)**

Team Match No : MT3 Table : 1 Umpires : MUDIBO Andrew (KEN) TITUS Denver (RSA)

Match 1			Match	Game 1	Game 2	Game 3	Game 4	Game 5
A	DRINKHALL Paul	ENG	3	11	11	11		
X	TOMLINSON Simon	JAM	0	7	8	4		
Duration of Match 1			19min	5min	7min	5min		

Match 2			Match	Game 1	Game 2	Game 3	Game 4	Game 5
B	PITCHFORD Liam	ENG	3	11	11	11		
Y	WATSON Kane	JAM	0	8	7	7		
Duration of Match 2			16min	5min	4min	5min		

Match 3			Match	Game 1	Game 2	Game 3	Game 4	Game 5
C/A	BAGGALEY A / DRINKHALL P	ENG	3	11	11	11		
Z/X	MARSH C / TOMLINSON S	JAM	0	5	4	3		
Duration of Match 3			15min	4min	4min	4min		

Duration of Team Match	<b>1h0min</b>
------------------------	---------------

Player Statistics	England (ENG)					Jamaica (JAM)						
	Match					Team Match	Match					Team Match
	1	2	3	4	5		1	2	3	4	5	
Points won	33	33	33			99	19	21	11			51
Biggest lead	7	4	8			8	3	3	2			3
Points won on own serve	13	17	18			48	5	11	7			23
Points lost on own serve	14	10	4			28	20	16	15			51
Most consecutive points won	6	4	7			7	3	3	2			3
Greatest deficit overcome	3	3	2			3	-	-	-			-

### NOTES

The "Greatest deficit overcome" only applies when the player/pair ends up winning the game.

### LEGEND

MT Men's Team



## Detailed Team Match Results

England (ENG) 3 - 0 Jamaica (JAM)

Match 1: DRINKHALL Paul (ENG) 3-0 TOMLINSON Simon (JAM)

Match Summary		Match	Game 1	Game 2	Game 3	Game 4	Game 5
DRINKHALL Paul	ENG	3	11	11	11		
TOMLINSON Simon	JAM	0	7	8	4		
Duration		19min	5min	7min	5min		

Team Match No : MT3 Table : 1 Umpires : MUDIBO Andrew (KEN) TITUS Denver (RSA)

Player Statistics	DRINKHALL Paul (ENG)						TOMLINSON Simon (JAM)					
	Game					Match	Game					Match
	1	2	3	4	5		1	2	3	4	5	
Points won	11	11	11			33	7	8	4			19
Biggest lead	4	3	7			7	2	3	1			3
Points won on own serve	6	3	4			13	3	2	0			5
Points lost on own serve	4	6	4			14	5	8	7			20
Most consecutive points won	5	3	6			6	2	3	2			3
Greatest deficit overcome	2	3	1			3	-	-	-			-
Handedness/Grip	Right/						/					

### Game Progress

1	DRINKHALL Paul (ENG)	*0	0	*1	3	*3	4	*6	7	*9	11	
	TOMLINSON Simon (JAM)	0	*2	3	*3	5	*6	6	*7	7	7	
2	DRINKHALL Paul (ENG)	0	*1	1	*3	3	*4	5	*7	8	*10	11
	TOMLINSON Simon (JAM)	*0	1	*3	3	*5	6	*7	7	*8	8	8
3	DRINKHALL Paul (ENG)	*0	1	*3	3	*5	7	*9	10	11		
	TOMLINSON Simon (JAM)	0	*1	1	*3	3	*3	3	*4	4		

### NOTES

"\*" denotes server. The "Greatest deficit overcome" only applies when the player ends up winning the game.

### LEGEND

MT Men's Team



## Detailed Team Match Results

England (ENG) 3 - 0 Jamaica (JAM)

Match 2: PITCHFORD Liam (ENG) 3-0 WATSON Kane (JAM)

Match Summary		Match	Game 1	Game 2	Game 3	Game 4	Game 5
PITCHFORD Liam	ENG	3	11	11	11		
WATSON Kane	JAM	0	8	7	7		
	Duration	16min	5min	4min	5min		

Team Match No : MT3 Table : 1 Umpires : MUDIBO Andrew (KEN) TITUS Denver (RSA)

Player Statistics	PITCHFORD Liam (ENG)						WATSON Kane (JAM)					
	Game					Match	Game					Match
	1	2	3	4	5		1	2	3	4	5	
Points won	11	11	11			33	8	7	6			21
Biggest lead	3	4	4			4	3	-	1			3
Points won on own serve	7	4	6			17	5	3	3			11
Points lost on own serve	3	4	3			10	4	7	5			16
Most consecutive points won	3	4	4			4	2	2	3			3
Greatest deficit overcome	3	-	1			3	-	-	-			-
Handedness/Grip	Right/						/					

### Game Progress

1	PITCHFORD Liam (ENG)	*0	0	*1	2	*3	5	*6	8	*8	10	11
	WATSON Kane (JAM)	0	*2	3	*4	5	*5	6	*6	8	*8	8
2	PITCHFORD Liam (ENG)	0	*1	3	*5	5	*6	7	*8	9	11	
	WATSON Kane (JAM)	*0	1	*1	1	*3	4	*5	6	*7	7	
3	PITCHFORD Liam (ENG)	0	1	*2	4	*5	5	*6	8	*10	11	
	WATSON Kane (JAM)	0	*1	2	*2	3	*5	6	*6	6	7	

### NOTES

"\*" denotes server. The "Greatest deficit overcome" only applies when the player ends up winning the game.

### LEGEND

MT Men's Team



## Detailed Team Match Results

England (ENG) 3 - 0 Jamaica (JAM)

**Match 3:** **BAGGALEY Andrew (ENG)** 3-0 **MARSH Christopher (JAM)**  
**DRINKHALL Paul** **TOMLINSON Simon**

Match Summary		Match	Game 1	Game 2	Game 3	Game 4	Game 5
BAGGALEY Andrew / DRINKHALL P	ENG	3	11	11	11		
MARSH Christopher / TOMLINSON S	JAM	0	5	4	3		
Duration		15min	4min	4min	4min		

Team Match No : MT3 Table : 1 Umpires : MUDIBO Andrew (KEN) TITUS Denver (RSA)

Player Statistics	BAGGALEY A / DRINKHALL P (ENG)						MARSH C / TOMLINSON S (JAM)					
	Game					Match	Game					Match
	1	2	3	4	5		1	2	3	4	5	
Points won	11	11	11			33	5	4	2			11
Biggest lead	6	8	8			8	2	-	2			2
Points won on own serve	7	6	5			18	4	2	1			7
Points lost on own serve	1	2	1			4	4	5	6			15
Most consecutive points won	6	4	7			7	2	2	2			2
Greatest deficit overcome	2	-	2			2	-	-	-			-
Handedness/Grip	Right/ - Right/						/ - /					

### Game Progress

1	BAGGALEY Andrew (ENG)	0	*-0	2	*-4	6	*-7	9	*-10	11
	MARSH Christopher (JAM)	*-0	2	*-2	2	*-2	3	*-3	4	5
2	BAGGALEY A / DRINKHALL P (ENG)	*-0	2	*-3	5	*-6	8	*-10	10	11
	MARSH C / TOMLINSON S (JAM)	0	*-0	1	*-1	2	*-2	2	*-4	4
3	BAGGALEY A / DRINKHALL P (ENG)	0	*-0	2	*-4	5	*-7	9	11	
	MARSH C / TOMLINSON S (JAM)	0	2	*-2	2	*-3	3	*-3	3	

### NOTES

"\*-." denotes first player of pair is server, "-\*" denotes second player of pair is server. The "Greatest deficit overcome" only applies when the pair ends up winning the game.

### LEGEND

MT Men's Team



### Detailed Team Match Results

#### Barbados (BAR) 3 - 1 Trinidad and Tobago (TTO)

Team Match No : MT4 Table : 9 Umpires : SRINIVASAN Sridhar (IND) WILLIAMSON Bob (ENG)

Match 1			Match	Game 1	Game 2	Game 3	Game 4	Game 5
A	DOWELL Mark-Anthony	BAR	3	11	11	9	12	
X	HUMPHREYS Curtis	TTO	1	9	7	11	10	
Duration of Match 1			27min	6min	6min	6min	6min	

Match 2			Match	Game 1	Game 2	Game 3	Game 4	Game 5
B	FARLEY Kevin	BAR	1	11	6	9	5	
Y	ST. LOUIS Dexter	TTO	3	8	11	11	11	
Duration of Match 2			30min	8min	5min	9min	5min	

Match 3			Match	Game 1	Game 2	Game 3	Game 4	Game 5
C/A	FARLEY T / DOWELL MA	BAR	3	11	11	11		
Z/Y	WILSON A / ST. LOUIS D	TTO	0	9	8	1		
Duration of Match 3			16min	5min	5min	3min		

Match 4			Match	Game 1	Game 2	Game 3	Game 4	Game 5
B	FARLEY Kevin	BAR	3	11	7	11	12	
Z	WILSON Aaron	TTO	1	9	11	6	10	
Duration of Match 4			25min	7min	4min	5min	5min	

Duration of Team Match	1h51min
------------------------	---------

Player Statistics	Barbados (BAR)					Team Match	Trinidad and Tobago (TTO)					Team Match
	Match						Match					
	1	2	3	4	5		1	2	3	4	5	
Points won	43	31	33	41		148	36	41	18	36		131
Biggest lead	5	3	10	5		10	5	6	1	4		6
Points won on own serve	27	19	16	20		82	22	24	8	18		72
Points lost on own serve	14	17	10	18		59	16	12	17	21		66
Most consecutive points won	4	3	9	5		9	7	7	5	4		7
Greatest deficit overcome	5	3	1	1		5	2	2	-	-		2

**NOTES**

The "Greatest deficit overcome" only applies when the player/pair ends up winning the game.

**LEGEND**

MT Men's Team



### Detailed Team Match Results

**Barbados (BAR) 3 - 1** Trinidad and Tobago (TTO)

**Match 1: DOWELL Mark-Anthony (BAR) 3-1 HUMPHREYS Curtis (TTO)**

Match Summary		Match	Game 1	Game 2	Game 3	Game 4	Game 5
DOWELL Mark-Anthony	BAR	3	11	11	9	12	
HUMPHREYS Curtis	TTO	1	9	7	11	10	
Duration		27min	6min	6min	6min	6min	

Team Match No : MT4 Table : 9 Umpires : SRINIVASAN Sridhar (IND) WILLIAMSON Bob (ENG)

Player Statistics	DOWELL Mark-Anthony (BAR)						HUMPHREYS Curtis (TTO)					
	Game					Match	Game					Match
	1	2	3	4	5		1	2	3	4	5	
Points won	11	11	9	12		43	9	7	10	10		36
Biggest lead	3	5	2	2		5	1	-	5	5		5
Points won on own serve	6	8	6	7		27	5	5	6	6		22
Points lost on own serve	4	2	4	4		14	5	3	3	5		16
Most consecutive points won	4	3	3	4		4	3	5	7	5		7
Greatest deficit overcome	1	-	-	5		5	-	-	-	-		2
Handedness/Grip	Right/						Right/					

#### Game Progress

1	DOWELL Mark-Anthony (BAR)	0	*1	3	*4	5	*5	6	*7	8	*10	11		
	HUMPHREYS Curtis (TTO)	*0	1	*1	2	*3	5	*6	7	*8	8	9		
2	DOWELL Mark-Anthony (BAR)	*0	2	*3	5	*6	6	*6	8	*9	11			
	HUMPHREYS Curtis (TTO)	0	*0	1	*1	2	*4	6	*6	7	7			
3	DOWELL Mark-Anthony (BAR)	0	*1	3	*3	3	*3	4	*5	7	*8	9		
	HUMPHREYS Curtis (TTO)	0	1	*1	3	*5	7	*8	9	*9	10	11		
4	DOWELL Mark-Anthony (BAR)	*0	0	*0	1	*2	4	*4	6	*8	9	*10	11	12
	HUMPHREYS Curtis (TTO)	0	*2	4	*5	6	*6	8	*8	8	*9	10	*10	10

#### NOTES

"\*" denotes server. The "Greatest deficit overcome" only applies when the player ends up winning the game.

#### LEGEND

MT Men's Team



### Detailed Team Match Results

**Barbados (BAR) 3 - 1** Trinidad and Tobago (TTO)

**Match 2:** FARLEY Kevin (BAR) **1-3** ST. LOUIS Dexter (TTO)

Match Summary		Match	Game 1	Game 2	Game 3	Game 4	Game 5
FARLEY Kevin	BAR	1	11	6	9	5	
ST. LOUIS Dexter	TTO	3	8	11	11	11	
Duration		30min	8min	5min	9min	5min	

Team Match No : MT4 Table : 9 Umpires : SRINIVASAN Sridhar (IND) WILLIAMSON Bob (ENG)

Player Statistics	FARLEY Kevin (BAR)						ST. LOUIS Dexter (TTO)					
	Game					Match	Game					Match
	1	2	3	4	5		1	2	3	4	5	
Points won	11	6	9	5		31	8	11	11	11		41
Biggest lead	3	1	2	1		3	3	6	2	6		6
Points won on own serve	7	4	4	4		19	6	6	5	7		24
Points lost on own serve	2	5	6	4		17	4	2	5	1		12
Most consecutive points won	3	2	2	2		3	2	7	3	3		7
Greatest deficit overcome	3	-	-	-		3	-	1	2	1		2
Handedness/Grip	Left/						Left/					

#### Game Progress

1	FARLEY Kevin (BAR)	0	*0	1	*2	3	*4	6	*7	9	*10	11
	ST. LOUIS Dexter (TTO)	*0	2	*3	4	*5	6	*6	7	*7	8	8
2	FARLEY Kevin (BAR)	*0	1	*1	1	*1	3	*4	5	*6	6	
	ST. LOUIS Dexter (TTO)	0	*1	3	*5	7	*7	8	*9	10	11	
3	FARLEY Kevin (BAR)	0	*2	3	*3	4	*5	5	*6	8	*9	9
	ST. LOUIS Dexter (TTO)	*0	0	*1	3	*4	5	*7	8	*8	9	11
4	FARLEY Kevin (BAR)	*0	1	*1	2	*2	3	*4	5	5		
	ST. LOUIS Dexter (TTO)	0	*1	3	*4	6	*7	8	*9	11		

#### NOTES

"\*" denotes server. The "Greatest deficit overcome" only applies when the player ends up winning the game.

#### LEGEND

MT Men's Team





## Detailed Team Match Results

**Barbados (BAR) 3 - 1** Trinidad and Tobago (TTO)

**Match 3:** **FARLEY Trevor (BAR) 3-0** WILSON Aaron (TTO)  
**DOWELL Mark-Anthony** ST. LOUIS Dexter

Match Summary		Match	Game 1	Game 2	Game 3	Game 4	Game 5
FARLEY Trevor / DOWELL MA	BAR	3	11	11	11		
WILSON Aaron / ST. LOUIS D	TTO	0	9	8	1		
Duration		16min	5min	5min	3min		

Team Match No : MT4 Table : 9 Umpires : SRINIVASAN Sridhar (IND) WILLIAMSON Bob (ENG)

Player Statistics	FARLEY T / DOWELL MA (BAR)						WILSON A / ST. LOUIS D (TTO)					
	Game					Match	Game					Match
	1	2	3	4	5		1	2	3	4	5	
Points won	11	11	11			33	9	8	1			18
Biggest lead	6	3	10			10	-	1	-			1
Points won on own serve	5	6	5			16	4	4	0			8
Points lost on own serve	5	4	1			10	6	5	6			17
Most consecutive points won	5	4	9			9	5	4	1			5
Greatest deficit overcome	-	1	-			1	-	-	-			-
Handedness/Grip	Right/ - Right/						Right/ - Left/					

### Game Progress

1	FARLEY T / DOWELL MA (BAR)	0	*2	3	*5	7	*8	9	*10	10	*10	11
	WILSON A / ST. LOUIS D (TTO)	*0	0	*1	1	*1	2	*3	4	*6	8	9
2	FARLEY T / DOWELL MA (BAR)	*0	2	*3	3	*4	6	*7	8	*9	10	11
	WILSON A / ST. LOUIS D (TTO)	0	*0	1	*3	4	*4	5	*6	7	*8	8
3	FARLEY T / DOWELL MA (BAR)	0	*2	3	*5	7	*9	11				
	WILSON A / ST. LOUIS D (TTO)	*0	0	*1	1	*1	1	1				1

### NOTES

"\*-." denotes first player of pair is server, "-\*" denotes second player of pair is server. The "Greatest deficit overcome" only applies when the pair ends up winning the game.

### LEGEND

MT Men's Team



### Detailed Team Match Results

**Barbados (BAR) 3 - 1** Trinidad and Tobago (TTO)

**Match 4:** **FARLEY Kevin (BAR) 3-1** WILSON Aaron (TTO)

Match Summary		Match	Game 1	Game 2	Game 3	Game 4	Game 5
FARLEY Kevin	BAR	3	11	7	11	12	
WILSON Aaron	TTO	1	9	11	6	10	
Duration		25min	7min	4min	5min	5min	

Team Match No : MT4 Table : 9 Umpires : SRINIVASAN Sridhar (IND) WILLIAMSON Bob (ENG)

Player Statistics	FARLEY Kevin (BAR)						WILSON Aaron (TTO)					
	Game					Match	Game					Match
	1	2	3	4	5		1	2	3	4	5	
Points won	11	7	11	12		41	9	11	6	10		36
Biggest lead	3	-	5	5		5	1	4	-	-		4
Points won on own serve	5	2	7	6		20	4	5	4	5		18
Points lost on own serve	5	6	2	5		18	6	5	4	6		21
Most consecutive points won	3	3	3	5		5	3	3	2	4		4
Greatest deficit overcome	1	-	-	-		1	-	-	-	-		-
Handedness/Grip	Left/						Right/					

#### Game Progress

1	FARLEY Kevin (BAR)	*0	2	*3	4	*5	6	*7	7	*8	9	11		
	WILSON Aaron (TTO)	0	*0	1	*2	3	*4	5	*7	8	*9	9		
2	FARLEY Kevin (BAR)	0	*0	1	*2	3	*5	5	*6	6	7			
	WILSON Aaron (TTO)	*0	2	*3	4	*5	5	*7	8	*10	11			
3	FARLEY Kevin (BAR)	*0	2	*3	5	*6	6	*7	9	*10	11			
	WILSON Aaron (TTO)	0	*0	1	*1	2	*4	5	*5	6	6			
4	FARLEY Kevin (BAR)	0	*1	3	*5	6	*7	8	*8	9	*10	10	*11	12
	WILSON Aaron (TTO)	*0	1	*1	1	*2	3	*4	6	*7	8	*10	10	10

#### NOTES

"\*" denotes server. The "Greatest deficit overcome" only applies when the player ends up winning the game.

#### LEGEND

MT Men's Team



## Detailed Team Match Results

**India (IND) 3 - 0 Guyana (GUY)**

Team Match No : MT33 Table : 5 Umpires : DZIOBA Greg (CAN) JUTLE Harry (ENG)

Match 1			Match	Game 1	Game 2	Game 3	Game 4	Game 5
A	<b>ANTHONY ARPUTHARAJ Amalraj</b>	IND	3	11	11	11		
X	BRITTON Shamar	GUY	0	4	3	3		
Duration of Match 1			11min	3min	3min	3min		

Match 2			Match	Game 1	Game 2	Game 3	Game 4	Game 5
B	<b>GHOSH Soumyajit</b>	IND	3	11	11	11		
Y	FRANKLIN Christopher	GUY	0	8	5	9		
Duration of Match 2			17min	6min	5min	7min		

Match 3			Match	Game 1	Game 2	Game 3	Game 4	Game 5
C/A	<b>SHETTY SS / ANTHONY ARPUTH</b>	IND	3	11	11	11		
Z/Y	DAVID P / FRANKLIN C	GUY	0	8	6	5		
Duration of Match 3			14min	5min	4min	4min		

Duration of Team Match	<b>48min</b>
------------------------	--------------

Player Statistics	India (IND)					Team Match	Guyana (GUY)					Team Match
	Match						Match					
	1	2	3	4	5		1	2	3	4	5	
Points won	32	32	33			97	10	22	18			50
Biggest lead	9	6	6			9	-	1	1			1
Points won on own serve	16	19	17			52	5	14	9			28
Points lost on own serve	5	8	9			22	16	13	16			45
Most consecutive points won	9	6	5			9	3	5	3			5
Greatest deficit overcome	-	1	1			1	-	-	-			-

### NOTES

The "Greatest deficit overcome" only applies when the player/pair ends up winning the game.

### LEGEND

MT Men's Team



## Detailed Team Match Results

India (IND) 3 - 0 Guyana (GUY)

Match 1: ANTHONY ARPUTHARAJ Amalraj (IND) 3-0 BRITTON Shamar (GUY)

Match Summary		Match	Game 1	Game 2	Game 3	Game 4	Game 5
ANTHONY ARPUTHARAJ Amalraj	IND	3	11	11	11		
BRITTON Shamar	GUY	0	4	3	3		
Duration		11min	3min	3min	3min		

Team Match No : MT33 Table : 5 Umpires : DZIOBA Greg (CAN) JUTLE Harry (ENG)

Player Statistics	ANTHONY ARPUTHARAJ Amalraj (IND)						BRITTON Shamar (GUY)					
	Game					Match	Game					Match
	1	2	3	4	5		1	2	3	4	5	
Points won	11	11	10			32	4	3	3			10
Biggest lead	7	8	9			9	-	-	-			-
Points won on own serve	5	7	4			16	2	2	1			5
Points lost on own serve	2	1	2			5	6	4	6			16
Most consecutive points won	6	5	9			9	3	1	3			3
Greatest deficit overcome	-	-	-			-	-	-	-			-
Handedness/Grip	Right/						Left/					

### Game Progress

1	ANTHONY ARPUTHARAJ Amalraj (IND)	0	*2	4	*6	6	*7	9	*10	11
	BRITTON Shamar (GUY)	*0	0	*0	0	*2	3	*3	4	4
2	ANTHONY ARPUTHARAJ Amalraj (IND)	*0	2	*3	4	*6	8	*9	11	
	BRITTON Shamar (GUY)	0	*0	1	*2	2	*2	3	3	
3	ANTHONY ARPUTHARAJ Amalraj (IND)	0	*2	4	*6	8	*9	9	11	
	BRITTON Shamar (GUY)	0	0	*0	0	*0	1	*3	3	

### NOTES

"\*" denotes server. The "Greatest deficit overcome" only applies when the player ends up winning the game.

### LEGEND

MT Men's Team



## Detailed Team Match Results

India (IND) 3 - 0 Guyana (GUY)

Match 2: GHOSH Soumyajit (IND) 3-0 FRANKLIN Christopher (GUY)

Match Summary		Match	Game 1	Game 2	Game 3	Game 4	Game 5
GHOSH Soumyajit	IND	3	11	11	11		
FRANKLIN Christopher	GUY	0	8	5	9		
Duration		17min	6min	5min	7min		

Team Match No : MT33 Table : 5 Umpires : DZIOBA Greg (CAN) JUTLE Harry (ENG)

Player Statistics	GHOSH Soumyajit (IND)						FRANKLIN Christopher (GUY)					
	Game					Match	Game					Match
	1	2	3	4	5		1	2	3	4	5	
Points won	11	11	10			32	8	5	9			22
Biggest lead	4	6	5			6	1	1	-			1
Points won on own serve	7	6	6			19	6	3	5			14
Points lost on own serve	2	2	4			8	4	5	4			13
Most consecutive points won	4	6	3			6	3	2	5			5
Greatest deficit overcome	1	1	-			1	-	-	-			-
Handedness/Grip	Right/						Right/					

### Game Progress

1	GHOSH Soumyajit (IND)	0	*1	3	*4	6	*6	7	*8	9	*10	11
	FRANKLIN Christopher (GUY)	*0	1	*1	2	*2	4	*5	6	*7	8	8
2	GHOSH Soumyajit (IND)	*0	1	*3	4	*4	6	*8	10	11		
	FRANKLIN Christopher (GUY)	0	*1	1	*2	4	*4	4	*4	5		
3	GHOSH Soumyajit (IND)	0	*2	3	*5	6	*7	7	*7	9	*9	11
	FRANKLIN Christopher (GUY)	0	0	*1	1	*2	3	*5	7	*7	9	9

### NOTES

"\*" denotes server. The "Greatest deficit overcome" only applies when the player ends up winning the game.

### LEGEND

MT Men's Team



## Detailed Team Match Results

India (IND) 3 - 0 Guyana (GUY)

**Match 3:** **SHETTY Sanil Shankar (IND)** 3-0 **DAVID Paul (GUY)**  
**ANTHONY ARPUTHARAJ Amalraj** **FRANKLIN Christopher**

Match Summary		Match	Game 1	Game 2	Game 3	Game 4	Game 5
<b>SHETTY SS / ANTHONY ARPUTH</b>	IND	<b>3</b>	11	11	11		
DAVID Paul / FRANKLIN C	GUY	<b>0</b>	8	6	5		
Duration		<b>14min</b>	5min	4min	4min		

Team Match No : MT33 Table : 5 Umpires : DZIOBA Greg (CAN) JUTLE Harry (ENG)

Player Statistics	SHETTY SS / ANTHONY ARPUTHARAJ (IND)						DAVID P / FRANKLIN C (GUY)					
	Game					Match	Game					Match
	1	2	3	4	5		1	2	3	4	5	
Points won	11	11	11			<b>33</b>	8	6	4			<b>18</b>
Biggest lead	4	5	6			<b>6</b>	-	-	1			<b>1</b>
Points won on own serve	5	7	5			<b>17</b>	4	4	1			<b>9</b>
Points lost on own serve	4	2	3			<b>9</b>	6	4	6			<b>16</b>
Most consecutive points won	3	4	5			<b>5</b>	3	2	2			<b>3</b>
Greatest deficit overcome	-	-	1			<b>1</b>	-	-	-			<b>-</b>
Handedness/Grip	Left/ - Right/						Right/ - Right/					

### Game Progress

1	SHETTY SS / ANTHONY ARPUTHARAJ (IND)	0	*-2	3	*-4	6	*-6	7	*-8	8	*-10	<b>11</b>
	DAVID P / FRANKLIN C (GUY)	*-0	0	*-1	2	*-2	4	*-5	6	*-8	8	<b>8</b>
2	SHETTY SS / ANTHONY ARPUTHARAJ (IND)	*-0	2	*-2	4	*-6	7	*-8	9	*-10	<b>11</b>	
	DAVID P / FRANKLIN C (GUY)	0	*-0	2	*-2	2	*-3	4	*-5	6	<b>6</b>	
3	SHETTY SS / ANTHONY ARPUTHARAJ (IND)	0	*-1	3	*-5	5	*-7	8	*-9	<b>11</b>		
	DAVID P / FRANKLIN C (GUY)	0	1	*-1	1	*-3	3	*-4	5	<b>5</b>		

### NOTES

"\*-." denotes first player of pair is server, "-\*" denotes second player of pair is server. The "Greatest deficit overcome" only applies when the pair ends up winning the game.

### LEGEND

MT Men's Team



## Detailed Team Match Results

### Northern Ireland (NIR) 3 - 0 Vanuatu (VAN)

Team Match No : MT34 Table : 4 Umpires : HIGGINS Peter (WAL) WANG Luan Foon (MAS)

Match 1			Match	Game 1	Game 2	Game 3	Game 4	Game 5
A	McCREERY Paul	NIR	3	11	11	11		
X	SAUL Samuel	VAN	0	1	5	7		
Duration of Match 1			10min	3min	3min	4min		

Match 2			Match	Game 1	Game 2	Game 3	Game 4	Game 5
B	ROBINSON Ashley	NIR	3	11	11	11		
Y	SHING Yoshua	VAN	0	5	9	3		
Duration of Match 2			16min	4min	6min	4min		

Match 3			Match	Game 1	Game 2	Game 3	Game 4	Game 5
C/B	GRAHAM P / ROBINSON A	NIR	3	10	7	12	11	11
Z/Y	LULU H / SHING Y	VAN	2	12	11	10	9	2
Duration of Match 3			26min	5min	5min	5min	5min	4min

Duration of Team Match	1h3min
------------------------	--------

Player Statistics	Northern Ireland (NIR)					Vanuatu (VAN)						
	Match					Team Match	Match					Team Match
	1	2	3	4	5		1	2	3	4	5	
Points won	32	32	50			114	13	17	44			74
Biggest lead	10	8	9			10	1	2	4			4
Points won on own serve	16	16	26			58	7	8	24			39
Points lost on own serve	6	9	20			35	16	16	24			56
Most consecutive points won	10	7	5			10	2	5	4			5
Greatest deficit overcome	1	2	2			2	-	-	2			2

#### NOTES

The "Greatest deficit overcome" only applies when the player/pair ends up winning the game.

#### LEGEND

MT Men's Team



## Detailed Team Match Results

Northern Ireland (NIR) 3 - 0 Vanuatu (VAN)

Match 1: McCREERY Paul (NIR) 3-0 SAUL Samuel (VAN)

Match Summary		Match	Game 1	Game 2	Game 3	Game 4	Game 5
McCREERY Paul	NIR	3	11	11	11		
SAUL Samuel	VAN	0	1	5	7		
Duration		10min	3min	3min	4min		

Team Match No : MT34 Table : 4 Umpires : HIGGINS Peter (WAL) WANG Luan Foon (MAS)

Player Statistics	McCREERY Paul (NIR)						SAUL Samuel (VAN)					
	Game					Match	Game					Match
	1	2	3	4	5		1	2	3	4	5	
Points won	11	11	10			32	1	5	7			13
Biggest lead	10	6	5			10	-	1	-			1
Points won on own serve	5	6	5			16	0	3	4			7
Points lost on own serve	1	2	3			6	6	5	5			16
Most consecutive points won	10	6	5			10	1	2	2			2
Greatest deficit overcome	-	1	-			1	-	-	-			-
Handedness/Grip	Right/						Right/					

### Game Progress

1	McCREERY Paul (NIR)	0	*2	4	*6	8	*10	11			
	SAUL Samuel (VAN)	*0	0	*0	0	*0	0	1			
2	McCREERY Paul (NIR)	*0	2	*2	3	*4	6	*8	9	11	
	SAUL Samuel (VAN)	0	*0	2	*3	4	*4	4	*5	5	
3	McCREERY Paul (NIR)	0	*2	4	*5	6	*7	8	*9	10	11
	SAUL Samuel (VAN)	0	0	*0	1	*2	3	*4	5	*6	7

### NOTES

"\*" denotes server. The "Greatest deficit overcome" only applies when the player ends up winning the game.

### LEGEND

MT Men's Team





## Detailed Team Match Results

Northern Ireland (NIR) 3 - 0 Vanuatu (VAN)

Match 2: ROBINSON Ashley (NIR) 3-0 SHING Yoshua (VAN)

Match Summary		Match	Game 1	Game 2	Game 3	Game 4	Game 5
ROBINSON Ashley	NIR	3	11	11	11		
SHING Yoshua	VAN	0	5	9	3		
Duration		16min	4min	6min	4min		

Team Match No : MT34 Table : 4 Umpires : HIGGINS Peter (WAL) WANG Luan Foon (MAS)

Player Statistics	ROBINSON Ashley (NIR)						SHING Yoshua (VAN)					
	Game					Match	Game					Match
	1	2	3	4	5		1	2	3	4	5	
Points won	11	11	10			32	5	9	3			17
Biggest lead	6	4	8			8	-	2	-			2
Points won on own serve	5	6	5			16	2	5	1			8
Points lost on own serve	3	4	2			9	6	5	5			16
Most consecutive points won	3	4	7			7	1	5	2			5
Greatest deficit overcome	-	2	-			2	-	-	-			-
Handedness/Grip	Right/						Right/					

### Game Progress

1	ROBINSON Ashley (NIR)	*0	2	*3	4	*6	7	*9	10	11		
	SHING Yoshua (VAN)	0	*0	1	*2	2	*3	3	*4	5		
2	ROBINSON Ashley (NIR)	0	*2	4	*4	5	*5	5	*6	7	*9	11
	SHING Yoshua (VAN)	*0	0	*0	2	*3	5	*7	8	*9	9	9
3	ROBINSON Ashley (NIR)	0	2	*3	4	*6	8	*10	11			
	SHING Yoshua (VAN)	0	*0	1	*2	2	*2	2	3			

### NOTES

"\*" denotes server. The "Greatest deficit overcome" only applies when the player ends up winning the game.

### LEGEND

MT Men's Team



## Detailed Team Match Results

Northern Ireland (NIR) 3 - 0 Vanuatu (VAN)

**Match 3:** GRAHAM Peter (NIR) 3-2 LULU Ham (VAN)  
ROBINSON Ashley SHING Yoshua

Match Summary		Match	Game 1	Game 2	Game 3	Game 4	Game 5
GRAHAM Peter / ROBINSON A	NIR	3	10	7	12	11	11
LULU Ham / SHING Y	VAN	2	12	11	10	9	2
Duration		26min	5min	5min	5min	5min	4min

Team Match No : MT34 Table : 4 Umpires : HIGGINS Peter (WAL) WANG Luan Foon (MAS)

Player Statistics	GRAHAM P / ROBINSON A (NIR)						LULU H / SHING Y (VAN)					
	Game					Match	Game					Match
	1	2	3	4	5		1	2	3	4	5	
Points won	10	7	11	11	11	50	12	11	10	9	2	44
Biggest lead	2	2	4	3	9	9	3	4	2	1	-	4
Points won on own serve	4	4	6	7	5	26	5	7	6	6	0	24
Points lost on own serve	7	4	4	3	2	20	6	3	5	4	6	24
Most consecutive points won	3	3	4	3	5	5	3	4	4	3	1	4
Greatest deficit overcome	-	-	2	1	-	2	2	2	-	-	-	2
Handedness/Grip	Right/ - Right/						Right/ - Right/					

### Game Progress

1	GRAHAM P / ROBINSON A (NIR)	*-0	2	*-2	3	*-4	4	*-5	6	*-8	8	*-10	10	10
	LULU H / SHING Y (VAN)	0	*-0	2	*-3	4	*-6	7	*-8	8	*-10	10	*-11	12
2	GRAHAM P / ROBINSON A (NIR)	0	*-1	2	*-3	5	*-5	6	*-6	6	7			
	LULU H / SHING Y (VAN)	*-0	1	*-2	3	*-3	5	*-6	8	*-10	11			
3	GRAHAM P / ROBINSON A (NIR)	0	2	*-3	5	*-5	6	*-7	7	*-7	8	*-10	11	12
	LULU H / SHING Y (VAN)	0	*-0	1	*-1	3	*-4	5	*-7	9	*-10	10	*-10	10
4	GRAHAM P / ROBINSON A (NIR)	0	*-1	3	*-4	5	*-5	7	*-8	8	*-9	11		
	LULU H / SHING Y (VAN)	*-0	1	*-1	2	*-3	5	*-5	6	*-8	9	9		
5	GRAHAM P / ROBINSON A (NIR)	*-0	2	*-4	5	*-7	8	*-10	11					
	LULU H / SHING Y (VAN)	0	*-0	0	*-1	1	*-2	2	2					

### NOTES

"\*-." denotes first player of pair is server, "-\*" denotes second player of pair is server. The "Greatest deficit overcome" only applies when the pair ends up winning the game.

### LEGEND

MT Men's Team



## Detailed Team Match Results

**India (IND) 3 - 0 Northern Ireland (NIR)**

Team Match No : MT19 Table : 1 Umpires : PETERS John (NGR) CHIN Kenny (MAS)

Match 1			Match	Game 1	Game 2	Game 3	Game 4	Game 5
A	<b>ACHANTA Sharath Kamal</b>	IND	3	11	12	11		
X	McCREERY Paul	NIR	0	9	10	8		
Duration of Match 1			21min	5min	8min	6min		

Match 2			Match	Game 1	Game 2	Game 3	Game 4	Game 5
B	<b>GHOSH Soumyajit</b>	IND	3	12	10	11	11	11
Y	ROBINSON Ashley	NIR	2	14	12	5	5	9
Duration of Match 2			37min	8min	7min	5min	5min	7min

Match 3			Match	Game 1	Game 2	Game 3	Game 4	Game 5
C/B	<b>DESAI HR / GHOSH S</b>	IND	3	11	11	11		
Z/Y	GRAHAM P / ROBINSON A	NIR	0	2	5	6		
Duration of Match 3			13min	3min	4min	4min		

Duration of Team Match	<b>1h24min</b>
------------------------	----------------

Player Statistics	India (IND)					Northern Ireland (NIR)						
	Match					Team Match	Match					Team Match
	1	2	3	4	5		1	2	3	4	5	
Points won	34	54	33			121	26	45	13			84
Biggest lead	3	8	9			9	5	2	-			5
Points won on own serve	19	24	17			60	15	19	6			40
Points lost on own serve	11	26	7			44	15	30	16			61
Most consecutive points won	8	8	7			8	4	6	2			6
Greatest deficit overcome	5	1	-			5	-	4	-			4

### NOTES

The "Greatest deficit overcome" only applies when the player/pair ends up winning the game.

### LEGEND

MT Men's Team



## Detailed Team Match Results

India (IND) 3 - 0 Northern Ireland (NIR)

Match 1: **ACHANTA Sharath Kamal (IND)** 3-0 **McCREERY Paul (NIR)**

Match Summary		Match	Game 1	Game 2	Game 3	Game 4	Game 5
<b>ACHANTA Sharath Kamal</b>	IND	<b>3</b>	11	12	11		
McCREERY Paul	NIR	<b>0</b>	9	10	8		
Duration		<b>21min</b>	5min	8min	6min		

Team Match No : MT19 Table : 1 Umpires : PETERS John (NGR) CHIN Kenny (MAS)

Player Statistics	ACHANTA Sharath Kamal (IND)						McCREERY Paul (NIR)					
	Game					Match	Game					Match
	1	2	3	4	5		1	2	3	4	5	
Points won	11	12	11			<b>34</b>	9	10	7			<b>26</b>
Biggest lead	3	2	3			<b>3</b>	1	4	5			<b>5</b>
Points won on own serve	7	6	6			<b>19</b>	6	5	4			<b>15</b>
Points lost on own serve	3	5	3			<b>11</b>	4	6	5			<b>15</b>
Most consecutive points won	3	5	8			<b>8</b>	3	4	4			<b>4</b>
Greatest deficit overcome	1	4	5			<b>5</b>	-	-	-			-
Handedness/Grip	Right/						Right/					

### Game Progress

1	<b>ACHANTA Sharath Kamal (IND)</b>	0	*2	3	*3	5	*5	6	*7	8	*9	<b>11</b>		
	McCREERY Paul (NIR)	*0	0	*1	3	*3	5	*6	7	*8	9	<b>9</b>		
2	<b>ACHANTA Sharath Kamal (IND)</b>	*0	0	*0	2	*4	5	*5	6	*7	8	*10	11	<b>12</b>
	McCREERY Paul (NIR)	0	*2	4	*4	4	*5	7	*8	9	*10	10	*10	<b>10</b>
3	<b>ACHANTA Sharath Kamal (IND)</b>	0	*0	0	*1	2	*3	5	*7	9	*10	<b>11</b>		
	McCREERY Paul (NIR)	0	2	*4	5	*6	7	*7	7	*7	8	<b>8</b>		

### NOTES

"\*" denotes server. The "Greatest deficit overcome" only applies when the player ends up winning the game.

### LEGEND

MT Men's Team



## Detailed Team Match Results

India (IND) 3 - 0 Northern Ireland (NIR)

Match 2: GHOSH Soumyajit (IND) 3-2 ROBINSON Ashley (NIR)

Match Summary		Match	Game 1	Game 2	Game 3	Game 4	Game 5
GHOSH Soumyajit	IND	3	12	10	11	11	11
ROBINSON Ashley	NIR	2	14	12	5	5	9
Duration		37min	8min	7min	5min	5min	7min

Team Match No : MT19 Table : 1 Umpires : PETERS John (NGR) CHIN Kenny (MAS)

Player Statistics	GHOSH Soumyajit (IND)						ROBINSON Ashley (NIR)					
	Game					Match	Game					Match
	1	2	3	4	5		1	2	3	4	5	
Points won	12	10	10	11	11	54	14	12	5	5	9	45
Biggest lead	2	4	8	6	3	8	2	2	-	-	1	2
Points won on own serve	4	4	6	5	5	24	5	5	3	2	4	19
Points lost on own serve	9	7	2	3	5	26	8	6	4	6	6	30
Most consecutive points won	2	4	8	4	3	8	4	6	4	2	3	6
Greatest deficit overcome	-	-	-	-	1	1	2	4	-	-	-	4
Handedness/Grip	Right/						Right/					

### Game Progress

1	GHOSH Soumyajit (IND)	0	*2	2	*2	4	*5	5	*7	7	*9	10	*11	11	*11	12	*12	12
	ROBINSON Ashley (NIR)	*0	0	*2	4	*4	5	*7	7	*9	9	*10	10	*11	12	*12	13	14
2	GHOSH Soumyajit (IND)	*0	2	*4	4	*5	6	*7	8	*10	10	*10	10	10				10
	ROBINSON Ashley (NIR)	0	*0	0	*2	3	*4	5	*6	6	*8	10	*11	12				12
3	GHOSH Soumyajit (IND)	0	*2	4	*6	8	*9	9	*9	11								11
	ROBINSON Ashley (NIR)	0	0	*0	0	*0	1	*3	5	5								5
4	GHOSH Soumyajit (IND)	*0	1	*3	5	*6	6	*7	9	11								11
	ROBINSON Ashley (NIR)	0	*1	1	*1	2	*4	5	*5	5								5
5	GHOSH Soumyajit (IND)	0	*2	2	*3	5	*6	7	*7	8	*10	11						11
	ROBINSON Ashley (NIR)	*0	0	*2	3	*3	4	*5	7	*8	8	9						9

### NOTES

"\*" denotes server. The "Greatest deficit overcome" only applies when the player ends up winning the game.

### LEGEND

MT Men's Team



## Detailed Team Match Results

India (IND) 3 - 0 Northern Ireland (NIR)

**Match 3:** **DESAI Harmeet Rajul (IND)** 3-0 **GRAHAM Peter (NIR)**  
**GHOSH Soumyajit** **ROBINSON Ashley**

Match Summary		Match	Game 1	Game 2	Game 3	Game 4	Game 5
DESAI Harmeet Rajul / GHOSH S	IND	3	11	11	11		
GRAHAM Peter / ROBINSON A	NIR	0	2	5	6		
Duration		13min	3min	4min	4min		

Team Match No : MT19 Table : 1 Umpires : PETERS John (NGR) CHIN Kenny (MAS)

Player Statistics	DESAI HR / GHOSH S (IND)						GRAHAM P / ROBINSON A (NIR)					
	Game					Match	Game					Match
	1	2	3	4	5		1	2	3	4	5	
Points won	11	11	11			33	2	5	6			13
Biggest lead	9	7	5			9	-	-	-			-
Points won on own serve	6	5	6			17	1	2	3			6
Points lost on own serve	1	3	3			7	5	6	5			16
Most consecutive points won	7	5	3			7	2	2	1			2
Greatest deficit overcome	-	-	-			-	-	-	-			-
Handedness/Grip	Right/ - Right/						Right/ - Right/					

### Game Progress

1	DESAI HR / GHOSH S (IND)	-*0	2	*-4	6	*-7	8	*-10	11		
	GRAHAM P / ROBINSON A (NIR)	0	-*0	0	*-0	1	-*2	2	2		
2	DESAI HR / GHOSH S (IND)	0	*-2	3	*-5	7	*-8	9	*-10	11	
	GRAHAM P / ROBINSON A (NIR)	*-0	0	*-1	1	*-1	2	*-3	4	5	
3	DESAI HR / GHOSH S (IND)	-*0	2	*-3	4	*-5	6	*-8	9	*-10	11
	GRAHAM P / ROBINSON A (NIR)	0	-*0	1	*-2	3	-*4	4	*-5	6	6

### NOTES

"\*-." denotes first player of pair is server, "-\*" denotes second player of pair is server. The "Greatest deficit overcome" only applies when the pair ends up winning the game.

### LEGEND

MT Men's Team



## Detailed Team Match Results

Vanuatu (VAN) 0 - 3 Guyana (GUY)

Team Match No : MT20 Table : 8 Umpires : TONGE Karen (ENG) TITUS Denver (RSA)

Match 1			Match	Game 1	Game 2	Game 3	Game 4	Game 5
A	SHING Yoshua	VAN	2	12	5	7	11	6
X	DAVID Paul	GUY	3	10	11	11	7	11
Duration of Match 1			27min	6min	4min	5min	5min	4min

Match 2			Match	Game 1	Game 2	Game 3	Game 4	Game 5
B	LIN Alan	VAN	1	11	4	1	4	
Y	FRANKLIN Christopher	GUY	3	7	11	11	11	
Duration of Match 2			16min	5min	3min	3min	3min	

Match 3			Match	Game 1	Game 2	Game 3	Game 4	Game 5
C/A	LULU H / SHING Y	VAN	0	7	6	6		
Z/X	LEWIS I / DAVID P	GUY	3	11	11	11		
Duration of Match 3			13min	4min	3min	4min		

Duration of Team Match	1h5min
------------------------	--------

Player Statistics	Vanuatu (VAN)					Team Match	Guyana (GUY)					Team Match
	Match						Match					
	1	2	3	4	5		1	2	3	4	5	
Points won	40	20	19			79	50	40	33			123
Biggest lead	4	4	1			4	6	10	7			10
Points won on own serve	15	12	10			37	20	22	16			58
Points lost on own serve	30	18	17			65	25	8	9			42
Most consecutive points won	5	4	3			5	5	10	5			10
Greatest deficit overcome	4	1	-			4	2	1	1			2

### NOTES

The "Greatest deficit overcome" only applies when the player/pair ends up winning the game.

### LEGEND

MT Men's Team



## Detailed Team Match Results

Vanuatu (VAN) 0 - 3 Guyana (GUY)

Match 1: SHING Yoshua (VAN) 2-3 DAVID Paul (GUY)

Match Summary		Match	Game 1	Game 2	Game 3	Game 4	Game 5
SHING Yoshua	VAN	2	12	5	7	11	6
DAVID Paul	GUY	3	10	11	11	7	11
Duration		27min	6min	4min	5min	5min	4min

Team Match No : MT20 Table : 8 Umpires : TONGE Karen (ENG) TITUS Denver (RSA)

Player Statistics	SHING Yoshua (VAN)						DAVID Paul (GUY)					
	Game					Match	Game					Match
	1	2	3	4	5		1	2	3	4	5	
Points won	12	5	6	11	6	40	10	11	11	7	11	50
Biggest lead	2	1	2	4	-	4	4	6	4	-	5	6
Points won on own serve	6	1	1	5	2	15	5	4	3	4	4	20
Points lost on own serve	5	7	8	3	7	30	6	4	5	6	4	25
Most consecutive points won	5	2	2	4	2	5	5	5	3	4	5	5
Greatest deficit overcome	4	-	-	-	-	4	-	1	2	-	-	2
Handedness/Grip	Right/						Right/					

### Game Progress

1	SHING Yoshua (VAN)	*0	1	*1	1	*2	3	*4	6	*8	9	*10	11	12
	DAVID Paul (GUY)	0	*1	3	*5	6	*7	8	*8	8	*9	10	*10	10
2	SHING Yoshua (VAN)	0	*1	2	*2	2	*4	4	*5	5				
	DAVID Paul (GUY)	*0	1	*2	4	*6	6	*8	9	11				
3	SHING Yoshua (VAN)	0	1	*3	3	*4	5	*6	6	*7	7			
	DAVID Paul (GUY)	0	*1	1	*3	4	*5	6	*8	9	11			
4	SHING Yoshua (VAN)	0	*2	4	*5	6	*7	7	*7	9	11			
	DAVID Paul (GUY)	*0	0	*0	1	*2	3	*5	7	*7	7			
5	SHING Yoshua (VAN)	*0	0	*0	1	*2	3	*5	5	*6	6			
	DAVID Paul (GUY)	0	*2	4	*5	6	*7	7	*9	10	11			

### NOTES

"\*" denotes server. The "Greatest deficit overcome" only applies when the player ends up winning the game.

### LEGEND

MT Men's Team





## Detailed Team Match Results

Vanuatu (VAN) 0 - 3 Guyana (GUY)

**Match 2:** LIN Alan (VAN) 1-3 FRANKLIN Christopher (GUY)

Match Summary		Match	Game 1	Game 2	Game 3	Game 4	Game 5
LIN Alan	VAN	1	11	4	1	4	
FRANKLIN Christopher	GUY	3	7	11	11	11	
Duration		16min	5min	3min	3min	3min	

Team Match No : MT20 Table : 8 Umpires : TONGE Karen (ENG) TITUS Denver (RSA)

Player Statistics	LIN Alan (VAN)						FRANKLIN Christopher (GUY)					
	Game					Match	Game					Match
	1	2	3	4	5		1	2	3	4	5	
Points won	11	4	1	4		20	7	11	11	11		40
Biggest lead	4	1	-	-		4	1	7	10	10		10
Points won on own serve	7	2	1	2		12	4	6	6	6		22
Points lost on own serve	3	5	5	5		18	4	2	0	2		8
Most consecutive points won	4	1	1	4		4	3	5	8	10		10
Greatest deficit overcome	1	-	-	-		1	-	1	-	-		1
Handedness/Grip	Right/						Right/					

### Game Progress

1	LIN Alan (VAN)	*0	2	*3	4	*4	5	*6	7	*9	11
	FRANKLIN Christopher (GUY)	0	*0	1	*2	4	*5	6	*7	7	7
2	LIN Alan (VAN)	0	*1	1	*1	2	*2	3	*4	4	
	FRANKLIN Christopher (GUY)	*0	1	*3	5	*6	8	*9	10	11	
3	LIN Alan (VAN)	*0	0	*0	0	*0	1	1			
	FRANKLIN Christopher (GUY)	0	*2	4	*6	8	*9	11			
4	LIN Alan (VAN)	0	*0	0	*0	0	*0	2	*4	4	
	FRANKLIN Christopher (GUY)	*0	2	*4	6	*8	10	*10	10	11	

### NOTES

"\*" denotes server. The "Greatest deficit overcome" only applies when the player ends up winning the game.

### LEGEND

MT Men's Team



## Detailed Team Match Results

Vanuatu (VAN) 0 - 3 Guyana (GUY)

**Match 3:** LULU Ham (VAN) 0-3 LEWIS Idi (GUY)  
SHING Yoshua DAVID Paul

Match Summary		Match	Game 1	Game 2	Game 3	Game 4	Game 5
LULU Ham / SHING Y	VAN	0	7	6	6		
LEWIS Idi / DAVID P	GUY	3	11	11	11		
	Duration	13min	4min	3min	4min		

Team Match No : MT20 Table : 8 Umpires : TONGE Karen (ENG) TITUS Denver (RSA)

Player Statistics	LULU H / SHING Y (VAN)						LEWIS I / DAVID P (GUY)					
	Game					Match	Game					Match
	1	2	3	4	5		1	2	3	4	5	
Points won	7	6	6			19	11	11	11			33
Biggest lead	1	-	-			1	5	7	5			7
Points won on own serve	4	2	4			10	5	5	6			16
Points lost on own serve	6	6	5			17	3	4	2			9
Most consecutive points won	2	3	3			3	5	5	5			5
Greatest deficit overcome	-	-	-			-	1	-	-			1
Handedness/Grip	Right/ - Right/						Left/ - Right/					

### Game Progress

1	LULU H / SHING Y (VAN)	*-0	1	*-1	1	*-2	3	*-4	5	*-6	7
	LEWIS I / DAVID P (GUY)	0	*-1	3	*-5	6	*-7	8	*-9	10	11
2	LULU H / SHING Y (VAN)	0	*-0	0	*-1	1	*-2	3	*-5	6	6
	LEWIS I / DAVID P (GUY)	*-0	2	*-4	5	*-7	8	*-9	9	*-10	11
3	LULU H / SHING Y (VAN)	*-0	1	*-2	2	*-2	3	*-4	6	*-6	6
	LEWIS I / DAVID P (GUY)	0	*-1	2	*-4	6	*-7	8	*-8	10	11

### NOTES

"\*-." denotes first player of pair is server, "-\*" denotes second player of pair is server. The "Greatest deficit overcome" only applies when the pair ends up winning the game.

### LEGEND

MT Men's Team



## Detailed Team Match Results

**India (IND) 3 - 0 Vanuatu (VAN)**

Team Match No : MT5 Table : 2 Umpires : MACKEY John (ENG) HOUSTON Sinclair (SCO)

Match 1			Match	Game 1	Game 2	Game 3	Game 4	Game 5
A	<b>DESAI Harmeet Rajul</b>	IND	3	11	11	11		
X	LULU Ham	VAN	0	2	3	5		
Duration of Match 1			12min	3min	4min	5min		

Match 2			Match	Game 1	Game 2	Game 3	Game 4	Game 5
B	<b>SHETTY Sanil Shankar</b>	IND	3	11	11	7	11	
Y	SHING Yoshua	VAN	1	6	2	11	1	
Duration of Match 2			17min	4min	3min	4min	3min	

Match 3			Match	Game 1	Game 2	Game 3	Game 4	Game 5
C/B	<b>ANTHONY ARPUTH / SHETTY SS</b>	IND	3	11	11	11		
Z/Y	LIN A / SHING Y	VAN	0	6	5	4		
Duration of Match 3			11min	3min	4min	3min		

Duration of Team Match	<b>49min</b>
------------------------	--------------

Player Statistics	India (IND)					Vanuatu (VAN)						
	Match					Team Match	Match					Team Match
	1	2	3	4	5		1	2	3	4	5	
Points won	33	39	33			105	9	20	15			44
Biggest lead	9	10	7			10	1	4	1			4
Points won on own serve	16	22	18			56	3	12	8			23
Points lost on own serve	6	8	7			21	17	17	15			49
Most consecutive points won	7	11	7			11	2	3	4			4
Greatest deficit overcome	1	1	1			1	-	2	-			2

### NOTES

The "Greatest deficit overcome" only applies when the player/pair ends up winning the game.

### LEGEND

MT Men's Team



## Detailed Team Match Results

India (IND) 3 - 0 Vanuatu (VAN)

Match 1: DESAI Harmeet Rajul (IND) 3-0 LULU Ham (VAN)

Match Summary		Match	Game 1	Game 2	Game 3	Game 4	Game 5
DESAI Harmeet Rajul	IND	3	11	11	11		
LULU Ham	VAN	0	2	3	5		
Duration		12min	3min	4min	5min		

Team Match No : MT5 Table : 2 Umpires : MACKEY John (ENG) HOUSTON Sinclair (SCO)

Player Statistics	DESAI Harmeet Rajul (IND)						LULU Ham (VAN)					
	Game					Match	Game					Match
	1	2	3	4	5		1	2	3	4	5	
Points won	11	11	11			33	2	3	4			9
Biggest lead	9	8	7			9	-	-	1			1
Points won on own serve	4	5	7			16	0	0	3			3
Points lost on own serve	2	3	1			6	7	6	4			17
Most consecutive points won	7	7	4			7	1	1	2			2
Greatest deficit overcome	-	-	1			1	-	-	-			-
Handedness/Grip	Right/						Right/					

### Game Progress

1	DESAI Harmeet Rajul (IND)	0	*2	4	*6	7	*9	10	11	
	LULU Ham (VAN)	*0	0	*0	0	*1	1	*2	2	
2	DESAI Harmeet Rajul (IND)	*0	1	*3	4	*6	8	*10	11	
	LULU Ham (VAN)	0	*1	1	*2	2	*2	2	3	
3	DESAI Harmeet Rajul (IND)	0	*1	3	*4	6	*7	9	*10	11
	LULU Ham (VAN)	0	1	*1	2	*2	3	*3	4	5

### NOTES

"\*" denotes server. The "Greatest deficit overcome" only applies when the player ends up winning the game.

### LEGEND

MT Men's Team



## Detailed Team Match Results

India (IND) 3 - 0 Vanuatu (VAN)

Match 2: SHETTY Sanil Shankar (IND) 3-1 SHING Yoshua (VAN)

Match Summary		Match	Game 1	Game 2	Game 3	Game 4	Game 5
SHETTY Sanil Shankar	IND	3	11	11	7	11	
SHING Yoshua	VAN	1	6	2	11	1	
Duration		17min	4min	3min	4min	3min	

Team Match No : MT5 Table : 2 Umpires : MACKEY John (ENG) HOUSTON Sinclair (SCO)

Player Statistics	SHETTY Sanil Shankar (IND)						SHING Yoshua (VAN)					
	Game					Match	Game					Match
	1	2	3	4	5		1	2	3	4	5	
Points won	11	11	6	11		39	6	2	11	1		20
Biggest lead	6	9	2	10		10	-	-	4	1		4
Points won on own serve	6	5	5	6		22	3	1	7	1		12
Points lost on own serve	3	1	4	0		8	5	6	1	5		17
Most consecutive points won	4	4	2	11		11	3	1	3	1		3
Greatest deficit overcome	-	-	-	1		1	-	-	-	-		2
Handedness/Grip	Left/						Right/					

### Game Progress

1	SHETTY Sanil Shankar (IND)	*0	2	*4	4	*5	6	*8	10	*10	11
	SHING Yoshua (VAN)	0	*0	0	*2	3	*4	4	*4	6	6
2	SHETTY Sanil Shankar (IND)	0	*2	3	*5	7	*8	10	11		
	SHING Yoshua (VAN)	*0	0	*1	1	*1	2	*2	2		
3	SHETTY Sanil Shankar (IND)	0	2	*2	3	*3	4	*5	6	*6	7
	SHING Yoshua (VAN)	0	*0	2	*3	5	*6	7	*8	10	11
4	SHETTY Sanil Shankar (IND)	0	*1	3	*5	7	*9	11			
	SHING Yoshua (VAN)	*0	1	*1	1	*1	1	1			

### NOTES

"\*" denotes server. The "Greatest deficit overcome" only applies when the player ends up winning the game.

### LEGEND

MT Men's Team



## Detailed Team Match Results

India (IND) 3 - 0 Vanuatu (VAN)

**Match 3: ANTHONY ARPUTHARAJ Amalraj (IND) 3-0 LIN Alan (VAN)**  
**SHETTY Sanil Shankar SHING Yoshua**

Match Summary		Match	Game 1	Game 2	Game 3	Game 4	Game 5
ANTHONY ARPUTH / SHETTY SS	IND	3	11	11	11		
LIN Alan / SHING Y	VAN	0	6	5	4		
Duration		11min	3min	4min	3min		

Team Match No : MT5 Table : 2 Umpires : MACKEY John (ENG) HOUSTON Sinclair (SCO)

Player Statistics	ANTHONY ARPUTHARAJ / SHETTY SS (IND)						LIN A / SHING Y (VAN)					
	Game					Match	Game					Match
	1	2	3	4	5		1	2	3	4	5	
Points won	11	11	11			33	6	5	4			15
Biggest lead	5	6	7			7	1	-	-			1
Points won on own serve	6	6	6			18	3	3	2			8
Points lost on own serve	3	2	2			7	5	5	5			15
Most consecutive points won	4	5	7			7	1	2	4			4
Greatest deficit overcome	1	-	-			1	-	-	-			-
Handedness/Grip	Right/ - Left/						Right/ - Right/					

### Game Progress

1	ANTHONY ARPUTHARAJ / SHETTY SS (IND)	-*0	1	*-2	3	-*4	6	*-7	8	-*10	11
	LIN A / SHING Y (VAN)	0	-*1	2	*-3	4	-*4	5	*-6	6	6
2	ANTHONY ARPUTHARAJ / SHETTY SS (IND)	0	*-2	4	-*5	6	*-7	8	-*9	11	
	LIN A / SHING Y (VAN)	*-0	0	-*0	1	*-2	3	-*4	5	5	
3	ANTHONY ARPUTHARAJ / SHETTY SS (IND)	-*0	2	*-4	4	-*4	6	*-8	10	11	
	LIN A / SHING Y (VAN)	0	-*0	0	*-2	4	-*4	4	*-4	4	

### NOTES

"\*-." denotes first player of pair is server, "-\*" denotes second player of pair is server. The "Greatest deficit overcome" only applies when the pair ends up winning the game.

### LEGEND

MT Men's Team



## Detailed Team Match Results

### Northern Ireland (NIR) 3 - 0 Guyana (GUY)

Team Match No : MT6 Table : 5 Umpires : BROWN David (ENG) FOOTE Ben (GGY)

Match 1			Match	Game 1	Game 2	Game 3	Game 4	Game 5
A	McCREERY Paul	NIR	3	12	11	11		
X	DAVID Paul	GUY	0	10	8	3		
Duration of Match 1			15min	5min	5min	4min		

Match 2			Match	Game 1	Game 2	Game 3	Game 4	Game 5
B	ROBINSON Ashley	NIR	3	11	11	11		
Y	FRANKLIN Christopher	GUY	0	9	7	6		
Duration of Match 2			18min	5min	5min	5min		

Match 3			Match	Game 1	Game 2	Game 3	Game 4	Game 5
C/B	GRAHAM P / ROBINSON A	NIR	3	11	11	14		
Z/Y	BRITTON S / FRANKLIN C	GUY	0	2	5	12		
Duration of Match 3			17min	3min	4min	7min		

Duration of Team Match	59min
------------------------	-------

Player Statistics	Northern Ireland (NIR)					Guyana (GUY)						
	Match				Team	Match				Team		
	1	2	3	4	5	Match	1	2	3	4	5	Match
Points won	34	32	36			102	21	22	18			61
Biggest lead	8	6	9			9	2	1	5			5
Points won on own serve	19	15	17			51	12	11	8			31
Points lost on own serve	9	11	10			30	15	17	19			51
Most consecutive points won	10	6	9			10	4	4	4			4
Greatest deficit overcome	2	1	5			5	-	-	-			-

#### NOTES

The "Greatest deficit overcome" only applies when the player/pair ends up winning the game.

#### LEGEND

MT Men's Team



## Detailed Team Match Results

Northern Ireland (NIR) 3 - 0 Guyana (GUY)

Match 1: McCREERY Paul (NIR) 3-0 DAVID Paul (GUY)

Match Summary		Match	Game 1	Game 2	Game 3	Game 4	Game 5
McCREERY Paul	NIR	3	12	11	11		
DAVID Paul	GUY	0	10	8	3		
Duration		15min	5min	5min	4min		

Team Match No : MT6 Table : 5 Umpires : BROWN David (ENG) FOOTE Ben (GGY)

Player Statistics	McCREERY Paul (NIR)						DAVID Paul (GUY)					
	Game					Match	Game					Match
	1	2	3	4	5		1	2	3	4	5	
Points won	12	11	11			34	10	8	3			21
Biggest lead	2	3	8			8	2	-	2			2
Points won on own serve	6	7	6			19	5	6	1			12
Points lost on own serve	5	2	2			9	6	4	5			15
Most consecutive points won	4	2	10			10	4	2	2			4
Greatest deficit overcome	2	-	2			2	-	-	-			-
Handedness/Grip	Right/						Right/					

### Game Progress

1	McCREERY Paul (NIR)	*0	2	*2	3	*5	5	*5	7	*9	9	*10	11	12
	DAVID Paul (GUY)	0	*0	2	*3	3	*5	7	*7	7	*9	10	*10	10
2	McCREERY Paul (NIR)	0	*1	3	*3	5	*6	7	*8	9	*10	11		
	DAVID Paul (GUY)	*0	1	*1	3	*3	4	*5	6	*7	8	8		
3	McCREERY Paul (NIR)	*0	0	*1	3	*5	7	*9	11					
	DAVID Paul (GUY)	0	*2	3	*3	3	*3	3	3					

### NOTES

"\*" denotes server. The "Greatest deficit overcome" only applies when the player ends up winning the game.

### LEGEND

MT Men's Team





## Detailed Team Match Results

Northern Ireland (NIR) 3 - 0 Guyana (GUY)

Match 2: ROBINSON Ashley (NIR) 3-0 FRANKLIN Christopher (GUY)

Match Summary		Match	Game 1	Game 2	Game 3	Game 4	Game 5
ROBINSON Ashley	NIR	3	11	11	11		
FRANKLIN Christopher	GUY	0	9	7	6		
Duration		18min	5min	5min	5min		

Team Match No : MT6 Table : 5 Umpires : BROWN David (ENG) FOOTE Ben (GGY)

Player Statistics	ROBINSON Ashley (NIR)						FRANKLIN Christopher (GUY)					
	Game					Match	Game					Match
	1	2	3	4	5		1	2	3	4	5	
Points won	11	11	10			32	9	7	6			22
Biggest lead	6	4	5			6	-	1	-			1
Points won on own serve	6	4	5			15	5	3	3			11
Points lost on own serve	4	4	3			11	5	7	5			17
Most consecutive points won	6	5	4			6	4	3	2			4
Greatest deficit overcome	-	1	-			1	-	-	-			-
Handedness/Grip	Right/						Right/					

### Game Progress

1	ROBINSON Ashley (NIR)	*0	2	*4	6	*7	7	*7	9	*10	10	11
	FRANKLIN Christopher (GUY)	0	*0	0	*0	1	*3	5	*5	6	*8	9
2	ROBINSON Ashley (NIR)	0	*1	2	*3	5	*7	7	*8	9	11	
	FRANKLIN Christopher (GUY)	*0	1	*2	3	*3	3	*5	6	*7	7	
3	ROBINSON Ashley (NIR)	0	2	*3	4	*6	7	*8	9	*10	11	
	FRANKLIN Christopher (GUY)	0	*0	1	*2	2	*3	4	*5	6	6	

### NOTES

"\*" denotes server. The "Greatest deficit overcome" only applies when the player ends up winning the game.

### LEGEND

MT Men's Team



## Detailed Team Match Results

Northern Ireland (NIR) 3 - 0 Guyana (GUY)

**Match 3:** GRAHAM Peter (NIR) 3-0 BRITTON Shamar (GUY)  
ROBINSON Ashley FRANKLIN Christopher

Match Summary		Match	Game 1	Game 2	Game 3	Game 4	Game 5
GRAHAM Peter / ROBINSON A	NIR	3	11	11	14		
BRITTON Shamar / FRANKLIN C	GUY	0	2	5	12		
Duration		17min	3min	4min	7min		

Team Match No : MT6 Table : 5 Umpires : BROWN David (ENG) FOOTE Ben (GGY)

Player Statistics	GRAHAM P / ROBINSON A (NIR)						BRITTON S / FRANKLIN C (GUY)					
	Game					Match	Game					Match
	1	2	3	4	5		1	2	3	4	5	
Points won	11	11	14			36	2	5	11			18
Biggest lead	9	6	2			9	1	-	5			5
Points won on own serve	5	5	7			17	1	2	5			8
Points lost on own serve	1	3	6			10	6	6	7			19
Most consecutive points won	9	6	5			9	1	4	3			4
Greatest deficit overcome	1	-	5			5	-	-	-			-
Handedness/Grip	Right/ - Right/						Left/ - Right/					

### Game Progress

1	GRAHAM P / ROBINSON A (NIR)	0	*-1	3	*-5	7	*-9	10	11									
	BRITTON S / FRANKLIN C (GUY)	*-0	1	*-1	1	*-1	1	*-2	2									
2	GRAHAM P / ROBINSON A (NIR)	*-0	1	*-3	5	*-5	5	*-7	9	11								
	BRITTON S / FRANKLIN C (GUY)	0	*-1	1	*-1	3	*-5	5	*-5	5								
3	GRAHAM P / ROBINSON A (NIR)	0	*-0	1	*-2	2	*-3	4	*-6	8	*-9	10	*-10	11	*-12	12	*-13	14
	BRITTON S / FRANKLIN C (GUY)	0	2	*-3	4	*-6	7	*-8	8	*-8	9	*-10	11	*-11	11	*-12	12	12

### NOTES

"\*-." denotes first player of pair is server, "-\*" denotes second player of pair is server. The "Greatest deficit overcome" only applies when the pair ends up winning the game.

### LEGEND

MT Men's Team



## Detailed Team Match Results

Kiribati (KIR) **0 - 3** Nigeria (NGR)

Team Match No : MT35 Table : 9 Umpires : MERCER Alexander (ENG) DUBEY Atul (IND)

Match 1			Match	Game 1	Game 2	Game 3	Game 4	Game 5
A	FREDDY Choy	KIR	0	3	1	1		
X	ABIODUN Bode	NGR	3	11	11	11		
Duration of Match 1			10min	3min	3min	3min		

Match 2			Match	Game 1	Game 2	Game 3	Game 4	Game 5
B	TETABO Katirakei	KIR	0	3	2	2		
Y	ONAO LAPO Ojo	NGR	3	11	11	11		
Duration of Match 2			9min	3min	3min	3min		

Match 3			Match	Game 1	Game 2	Game 3	Game 4	Game 5
C/A	BEIA T / FREDDY C	KIR	0	3	1	3		
Z/X	OGIDIOLU J / ABIODUN B	NGR	3	11	11	11		
Duration of Match 3			10min	3min	2min	4min		

Duration of Team Match	39min
------------------------	-------

Player Statistics	Kiribati (KIR)					Nigeria (NGR)						
	Match					Team Match	Match					Team Match
	1	2	3	4	5		1	2	3	4	5	
Points won	5	7	7			19	33	33	32			98
Biggest lead	-	1	-			1	10	9	10			10
Points won on own serve	3	4	6			13	18	18	20			56
Points lost on own serve	15	15	12			42	2	3	1			6
Most consecutive points won	1	1	2			2	7	6	9			9
Greatest deficit overcome	-	-	-			-	-	1	-			1

### NOTES

The "Greatest deficit overcome" only applies when the player/pair ends up winning the game.

### LEGEND

MT Men's Team



## Detailed Team Match Results

Kiribati (KIR) **0 - 3** Nigeria (NGR)

**Match 1:** FREDDY Choy (KIR) **0-3** ABIODUN Bode (NGR)

Match Summary		Match	Game 1	Game 2	Game 3	Game 4	Game 5
FREDDY Choy	KIR	0	3	1	1		
ABIODUN Bode	NGR	3	11	11	11		
Duration		10min	3min	3min	3min		

Team Match No : MT35 Table : 9 Umpires : MERCER Alexander (ENG) DUBEY Atul (IND)

Player Statistics	FREDDY Choy (KIR)						ABIODUN Bode (NGR)					
	Game					Match	Game					Match
	1	2	3	4	5		1	2	3	4	5	
Points won	3	1	1			5	11	11	11			33
Biggest lead	-	-	-			-	8	10	10			10
Points won on own serve	1	1	1			3	6	6	6			18
Points lost on own serve	5	5	5			15	2	0	0			2
Most consecutive points won	1	1	1			1	5	7	6			7
Greatest deficit overcome	-	-	-			-	-	-	-			-
Handedness/Grip	Right/						/					

### Game Progress

1	FREDDY Choy (KIR)	0	*0	1	*2	2	*3	3	3
	ABIODUN Bode (NGR)	*0	2	*3	4	*6	7	*9	11
2	FREDDY Choy (KIR)	*0	0	*0	1	*1	1	1	1
	ABIODUN Bode (NGR)	0	*2	4	*5	7	*9	11	
3	FREDDY Choy (KIR)	0	*0	0	*0	1	*1	1	1
	ABIODUN Bode (NGR)	*0	2	*4	6	*7	9	11	

### NOTES

"\*" denotes server. The "Greatest deficit overcome" only applies when the player ends up winning the game.

### LEGEND

MT Men's Team



## Detailed Team Match Results

Kiribati (KIR) **0 - 3** Nigeria (NGR)

**Match 2:** TETABO Katirakei (KIR) **0-3** ONAOLAPO Ojo (NGR)

Match Summary		Match	Game 1	Game 2	Game 3	Game 4	Game 5
TETABO Katirakei	KIR	0	3	2	2		
ONAOLAPO Ojo	NGR	3	11	11	11		
Duration		9min	3min	3min	3min		

Team Match No : MT35 Table : 9 Umpires : MERCER Alexander (ENG) DUBEY Atul (IND)

Player Statistics	TETABO Katirakei (KIR)						ONAOLAPO Ojo (NGR)					
	Game					Match	Game					Match
	1	2	3	4	5		1	2	3	4	5	
Points won	3	2	2			7	11	11	11			33
Biggest lead	-	1	-			1	8	9	9			9
Points won on own serve	2	1	1			4	7	5	6			18
Points lost on own serve	4	6	5			15	1	1	1			3
Most consecutive points won	1	1	1			1	5	6	6			6
Greatest deficit overcome	-	-	-			-	-	1	-			1
Handedness/Grip	Right/						/					

### Game Progress

1	TETABO Katirakei (KIR)	0	*0	1	*1	1	*2	3	3
	ONAOLAPO Ojo (NGR)	*0	2	*3	5	*7	8	*9	11
2	TETABO Katirakei (KIR)	*0	1	*1	1	*2	2	*2	2
	ONAOLAPO Ojo (NGR)	0	*1	3	*5	6	*8	10	11
3	TETABO Katirakei (KIR)	0	*0	0	*1	1	*1	2	2
	ONAOLAPO Ojo (NGR)	*0	2	*4	5	*7	9	*10	11

### NOTES

"\*" denotes server. The "Greatest deficit overcome" only applies when the player ends up winning the game.

### LEGEND

MT Men's Team



### Detailed Team Match Results

Kiribati (KIR) **0 - 3** Nigeria (NGR)

**Match 3:** BEIA Teitua (KIR) **0-3** OGIDIOLU Jide (NGR)  
FREDDY Choy **ABIODUN Bode**

Match Summary		Match	Game 1	Game 2	Game 3	Game 4	Game 5
BEIA Teitua / FREDDY C	KIR	0	3	1	3		
OGIDIOLU Jide / ABIODUN B	NGR	3	11	11	11		
Duration		10min	3min	2min	4min		

Team Match No : MT35 Table : 9 Umpires : MERCER Alexander (ENG) DUBEY Atul (IND)

Player Statistics	BEIA T / FREDDY C (KIR)						OGIDIOLU J / ABIODUN B (NGR)					
	Game					Match	Game					Match
	1	2	3	4	5		1	2	3	4	5	
Points won	3	1	3			7	11	11	10			32
Biggest lead	-	-	-			-	8	10	8			10
Points won on own serve	2	1	3			6	7	6	7			20
Points lost on own serve	4	5	3			12	1	0	0			1
Most consecutive points won	2	1	1			2	5	9	3			9
Greatest deficit overcome	-	-	-			-	-	-	-			-
Handedness/Grip	Right/ - Right/						/ - /					

#### Game Progress

1	BEIA T / FREDDY C (KIR)	0	*-0	0	*-1	1	*-1	3	<b>3</b>
	OGIDIOLU J / ABIODUN B (NGR)	*-0	2	*-4	5	*-7	9	*-9	<b>11</b>
2	BEIA T / FREDDY C (KIR)	*-0	0	*-0	0	*-0	1	<b>1</b>	
	OGIDIOLU J / ABIODUN B (NGR)	0	*-2	4	*-6	8	*-9	<b>11</b>	
3	BEIA T / FREDDY C (KIR)	0	*-0	1	*-1	2	*-2	3	<b>3</b>
	OGIDIOLU J / ABIODUN B (NGR)	0	2	*-3	5	*-6	8	*-9	<b>11</b>

#### NOTES

"\*-." denotes first player of pair is server, "-\*" denotes second player of pair is server. The "Greatest deficit overcome" only applies when the pair ends up winning the game.

#### LEGEND

MT Men's Team



### Detailed Team Match Results

**REVISED**  
27 JUL 10:06

#### Bangladesh (BAN) 2 - 3 Mauritius (MRI)

Team Match No : MT36 Table : 10 Umpires : WILLIAMSON Bob (ENG) SRINIVASAN Sridhar (IND)

Match 1			Match	Game 1	Game 2	Game 3	Game 4	Game 5
A	BILLAH Mahmub	BAN	0	9	4	11		
X	YOGARAJAH Akhilen	MRI	3	11	11	13		
Duration of Match 1			19min	6min	4min	7min		

Match 2			Match	Game 1	Game 2	Game 3	Game 4	Game 5
B	CHOWDHURY Manash	BAN	2	11	9	2	11	5
Y	CHAN YOOK FO Brian	MRI	3	9	11	11	6	11
Duration of Match 2			24min	5min	5min	3min	4min	4min

Match 3			Match	Game 1	Game 2	Game 3	Game 4	Game 5
C/A	AHMED J / BILLAH M	BAN	3	6	16	11	9	11
Z/Y	CHAN YOOK FO B / CHAN YOOK FO B	MRI	2	11	14	9	11	5
Duration of Match 3			28min	4min	7min	5min	4min	4min

Match 4			Match	Game 1	Game 2	Game 3	Game 4	Game 5
B	CHOWDHURY Manash	BAN	3	12	6	11	11	
Z	CHAN YOOK FO Billy	MRI	1	10	11	6	9	
Duration of Match 4			20min	5min	4min	4min	5min	

Match 5			Match	Game 1	Game 2	Game 3	Game 4	Game 5
C	AHMED Javed	BAN	2	5	15	7	11	7
X	YOGARAJAH Akhilen	MRI	3	11	13	11	8	11
Duration of Match 5			25min	3min	6min	4min	4min	4min

Duration of Team Match	2h6min
------------------------	--------

Player Statistics	Bangladesh (BAN)						Mauritius (MRI)					
	Match					Team Match	Match					Team Match
	1	2	3	4	5		1	2	3	4	5	
Points won	24	20	20	28	40	132	35	19	16	26	43	139
Biggest lead	4	3	6	5	4	6	7	4	2	5	4	7
Points won on own serve	13	12	12	16	19	72	19	11	10	15	22	77
Points lost on own serve	16	8	6	11	21	62	11	8	8	12	21	60
Most consecutive points won	7	5	4	5	5	7	6	4	4	4	4	6
Greatest deficit overcome	-	2	-	3	2	3	4	-	3	-	-	4

**NOTES**

The "Greatest deficit overcome" only applies when the player/pair ends up winning the game.

**LEGEND**

MT Men's Team



### Detailed Team Match Results

**REVISED**  
27 JUL 10:06

Bangladesh (BAN) **2 - 3** Mauritius (MRI)

**Match 1:** BILLAH Mahmub (BAN) **0-3** YOGARAJAH Akhilen (MRI)

Match Summary		Match	Game 1	Game 2	Game 3	Game 4	Game 5
BILLAH Mahmub	BAN	0	9	4	11		
YOGARAJAH Akhilen	MRI	3	11	11	13		
Duration		19min	6min	4min	7min		

Team Match No : MT36 Table : 10 Umpires : WILLIAMSON Bob (ENG) SRINIVASAN Sridhar (IND)

Player Statistics	BILLAH Mahmub (BAN)						YOGARAJAH Akhilen (MRI)					
	Game					Match	Game					Match
	1	2	3	4	5		1	2	3	4	5	
Points won	9	4	11			24	11	11	13			35
Biggest lead	4	1	3			4	2	7	4			7
Points won on own serve	6	1	6			13	7	5	7			19
Points lost on own serve	4	6	6			16	3	3	5			11
Most consecutive points won	3	1	7			7	4	6	4			6
Greatest deficit overcome	-	-	-			-	4	1	3			4
Handedness/Grip	Right/						/					

#### Game Progress

1	BILLAH Mahmub (BAN)	*0	1	*2	4	*5	7	*8	8	*8	9	9				
	YOGARAJAH Akhilen (MRI)	0	*1	2	*2	3	*3	4	*6	8	*9	11				
2	BILLAH Mahmub (BAN)	0	*1	2	*2	2	*3	3	*4	4						
	YOGARAJAH Akhilen (MRI)	*0	1	*2	4	*6	7	*9	10	11						
3	BILLAH Mahmub (BAN)	*0	1	*1	1	*2	4	*6	8	*9	9	*10	11	*11	11	11
	YOGARAJAH Akhilen (MRI)	0	*1	3	*5	6	*6	6	*6	7	*9	10	*10	11	*12	13

#### NOTES

"\*" denotes server. The "Greatest deficit overcome" only applies when the player ends up winning the game.

#### LEGEND

MT Men's Team





**Detailed Team Match Results**

**REVISED**  
27 JUL 10:06

Bangladesh (BAN) **2 - 3** Mauritius (MRI)

**Match 2:** CHOWDHURY Manash (BAN) **2-3** CHAN YOOK FO Brian (MRI)

Match Summary		Match	Game 1	Game 2	Game 3	Game 4	Game 5
CHOWDHURY Manash	BAN	2	11	9	2	11	5
CHAN YOOK FO Brian	MRI	3	9	11	11	6	11
Duration		24min	5min	5min	3min	4min	4min

Team Match No : MT36 Table : 10 Umpires : WILLIAMSON Bob (ENG) SRINIVASAN Sridhar (IND)

Player Statistics	CHOWDHURY Manash (BAN)						CHAN YOOK FO Brian (MRI)					
	Game					Match	Game					Match
	1	2	3	4	5		1	2	3	4	5	
Points won	11	9	0	0	0	20	9	10	0	0	0	19
Biggest lead	3	1	-	-	-	3	2	4	-	-	-	4
Points won on own serve	6	6	0	0	0	12	5	6	0	0	0	11
Points lost on own serve	4	4	0	0	0	8	5	3	0	0	0	8
Most consecutive points won	4	5	0	0	0	5	3	4	0	0	0	4
Greatest deficit overcome	2	-	-	-	-	2	-	-	-	-	-	-
Handedness/Grip	Right/						/					

**Game Progress**

1	CHOWDHURY Manash (BAN)	0	*0	2	*3	5	*6	6	*8	9	*10	11
	CHAN YOOK FO Brian (MRI)	*0	2	*2	3	*3	4	*6	6	*7	8	9
2	CHOWDHURY Manash (BAN)	0	*2	2	*3	4	*5	6	*7	8	*9	9
	CHAN YOOK FO Brian (MRI)	*0	0	*2	3	*4	5	*6	7	*8	9	11
3	CHOWDHURY Manash (BAN)	*0	0	*2	2	*2	2	*2	2			2
	CHAN YOOK FO Brian (MRI)	0	*2	2	*4	6	*8	10	11			
4	CHOWDHURY Manash (BAN)	0	*1	2	*3	4	*5	6	*8	10	11	
	CHAN YOOK FO Brian (MRI)	*0	1	*2	3	*4	5	*6	6	*6	6	
5	CHOWDHURY Manash (BAN)	*0	1	*2	3	*4	4	*5	5			5
	CHAN YOOK FO Brian (MRI)	0	*1	2	*3	4	*6	7	*9	11		

**NOTES**

"\*" denotes server. The "Greatest deficit overcome" only applies when the player ends up winning the game.

**LEGEND**

MT Men's Team



**Detailed Team Match Results**

**REVISED**  
27 JUL 10:06

Bangladesh (BAN) **2 - 3** Mauritius (MRI)

**Match 3:** **AHMED Javed (BAN)** **3-2** CHAN YOOK FO Billy (MRI)  
**BILLAH Mahmub** CHAN YOOK FO Brian

Match Summary		Match	Game 1	Game 2	Game 3	Game 4	Game 5
AHMED Javed / BILLAH M	BAN	3	6	16	11	9	11
CHAN YOOK FO Billy / CHAN YOOK FO B	MRI	2	11	14	9	11	5
	Duration	28min	4min	7min	5min	4min	4min

Team Match No : MT36 Table : 10 Umpires : WILLIAMSON Bob (ENG) SRINIVASAN Sridhar (IND)

Player Statistics	AHMED J / BILLAH M (BAN)						CHAN YOOK FO B / CHAN YOOK FO B (MRI)					
	Game					Match	Game					Match
	1	2	3	4	5		1	2	3	4	5	
Points won	0	0	0	9	11	20	0	0	0	11	5	16
Biggest lead	-	-	-	3	6	6	-	-	-	2	-	2
Points won on own serve	0	0	0	5	7	12	0	0	0	6	4	10
Points lost on own serve	0	0	0	5	1	6	0	0	0	4	4	8
Most consecutive points won	0	0	0	4	4	4	0	0	0	4	2	4
Greatest deficit overcome	-	-	-	-	-	-	-	-	-	3	-	3
Handedness/Grip	Left/ - Right/						/ - /					

**Game Progress**

1	AHMED J / BILLAH M (BAN)	*-0	0	*-1	2	*-3	4	*-5	6	*-6	6							
	CHAN YOOK FO B / CHAN YOOK FO B (MRI)	0	*-2	3	*-4	5	*-6	7	*-8	10	11							
2	AHMED J / BILLAH M (BAN)	0	*-2	3	*-3	5	*-6	7	*-8	8	*-10	10	*-11	11	*-12	12	*-12	13
	CHAN YOOK FO B / CHAN YOOK FO B (MRI)	*-0	0	*-1	3	*-3	4	*-5	6	*-8	8	*-10	10	*-11	11	*-12	13	*-13
		*-14	14	*-15	16													
		13	*-14	14	14													
3	AHMED J / BILLAH M (BAN)	0	*-2	3	*-4	4	*-5	7	*-8	9	*-10	11						
	CHAN YOOK FO B / CHAN YOOK FO B (MRI)	*-0	0	*-1	2	*-4	5	*-5	6	*-7	8	9						
4	AHMED J / BILLAH M (BAN)	0	*-1	3	*-4	4	*-5	7	*-7	7	*-8	9						
	CHAN YOOK FO B / CHAN YOOK FO B (MRI)	*-0	1	*-1	2	*-4	5	*-5	7	*-9	10	11						
5	AHMED J / BILLAH M (BAN)	*-0	2	*-2	3	*-5	7	*-7	9	11								
	CHAN YOOK FO B / CHAN YOOK FO B (MRI)	0	*-0	2	*-3	3	*-3	5	*-5	5								

**NOTES**

"\*-." denotes first player of pair is server, "-\*" denotes second player of pair is server. The "Greatest deficit overcome" only applies when the pair ends up winning the game.

**LEGEND**

MT Men's Team



**Detailed Team Match Results**

**REVISED**  
27 JUL 10:06

Bangladesh (BAN) **2 - 3** Mauritius (MRI)

**Match 4:** **CHOWDHURY Manash (BAN)** **3-1** **CHAN YOOK FO Billy (MRI)**

Match Summary		Match	Game 1	Game 2	Game 3	Game 4	Game 5
CHOWDHURY Manash	BAN	3	12	6	11	11	
CHAN YOOK FO Billy	MRI	1	10	11	6	9	
	Duration	20min	5min	4min	4min	5min	

Team Match No : MT36 Table : 10 Umpires : WILLIAMSON Bob (ENG) SRINIVASAN Sridhar (IND)

Player Statistics	CHOWDHURY Manash (BAN)						CHAN YOOK FO Billy (MRI)					
	Game					Match	Game					Match
	1	2	3	4	5		1	2	3	4	5	
Points won	0	6	11	11		28	0	11	6	9		26
Biggest lead	-	-	5	2		5	-	5	-	3		5
Points won on own serve	0	3	7	6		16	0	6	4	5		15
Points lost on own serve	0	5	2	4		11	0	3	4	5		12
Most consecutive points won	0	2	5	5		5	0	4	2	3		4
Greatest deficit overcome	-	-	-	3		3	-	-	-	-		-
Handedness/Grip	Right/						/					

**Game Progress**

1	CHOWDHURY Manash (BAN)	*0	1	*1	3	*3	4	*5	5	*6	8	*10	11	12
	CHAN YOOK FO Billy (MRI)	0	*1	3	*3	5	*6	7	*9	10	*10	10	*10	10
2	CHOWDHURY Manash (BAN)	0	*0	1	*2	3	*4	5	*6	6	6			
	CHAN YOOK FO Billy (MRI)	*0	2	*3	4	*5	6	*7	8	*10	11			
3	CHOWDHURY Manash (BAN)	*0	2	*3	4	*5	6	*6	8	*10	11			
	CHAN YOOK FO Billy (MRI)	0	*0	1	*2	3	*4	6	*6	6	6			
4	CHOWDHURY Manash (BAN)	0	*1	2	*3	3	*4	6	*6	7	*9	11		
	CHAN YOOK FO Billy (MRI)	*0	1	*2	3	*5	6	*6	8	*9	9	9		

**NOTES**

"\*" denotes server. The "Greatest deficit overcome" only applies when the player ends up winning the game.

**LEGEND**

MT Men's Team



**Detailed Team Match Results**

**REVISED**  
27 JUL 10:06

Bangladesh (BAN) **2 - 3** Mauritius (MRI)

**Match 5:** AHMED Javed (BAN) **2-3** YOGARAJAH Akhilen (MRI)

Match Summary		Match	Game 1	Game 2	Game 3	Game 4	Game 5
AHMED Javed	BAN	2	5	15	7	11	7
YOGARAJAH Akhilen	MRI	3	11	13	11	8	11
Duration		25min	3min	6min	4min	4min	4min

Team Match No : MT36 Table : 10 Umpires : WILLIAMSON Bob (ENG) SRINIVASAN Sridhar (IND)

Player Statistics	AHMED Javed (BAN)						YOGARAJAH Akhilen (MRI)					
	Game					Match	Game					Match
	1	2	3	4	5		1	2	3	4	5	
Points won	0	15	7	11	7	40	0	13	11	8	11	43
Biggest lead	-	4	-	3	-	4	-	2	4	2	4	4
Points won on own serve	0	6	3	7	3	19	0	5	6	5	6	22
Points lost on own serve	0	8	5	3	5	21	0	9	4	4	4	21
Most consecutive points won	0	3	2	5	2	5	0	4	4	4	3	4
Greatest deficit overcome	-	2	-	2	-	2	-	-	-	-	-	-
Handedness/Grip	Left/						/					

**Game Progress**

1	AHMED Javed (BAN)	0	*1	2	*3	4	*4	4	*5	5								
	YOGARAJAH Akhilen (MRI)	*0	1	*2	3	*4	6	*8	9	11								
2	AHMED Javed (BAN)	*0	1	*2	4	*5	7	*7	7	*8	8	*10	10	*11	11	*12	12	*13
	YOGARAJAH Akhilen (MRI)	0	*1	2	*2	3	*3	5	*7	8	*10	10	*11	11	*12	12	*13	13
		14	15															
		*13	13															
3	AHMED Javed (BAN)	0	*1	1	*2	4	*5	6	*6	6	7							
	YOGARAJAH Akhilen (MRI)	*0	1	*3	4	*4	5	*6	8	*10	11							
4	AHMED Javed (BAN)	*0	2	*3	4	*4	5	*5	7	*9	10	11						
	YOGARAJAH Akhilen (MRI)	0	*0	1	*2	4	*5	7	*7	7	*8	8						
5	AHMED Javed (BAN)	0	*0	1	*2	3	*4	4	*5	6	7							
	YOGARAJAH Akhilen (MRI)	*0	2	*3	4	*5	6	*8	9	*10	11							

**NOTES**

"\*" denotes server. The "Greatest deficit overcome" only applies when the player ends up winning the game.

**LEGEND**

MT Men's Team

Additional information added regarding Player Statistics and Game Progress.



### Detailed Team Match Results

#### Mauritius (MRI) 1 - 3 Nigeria (NGR)

Team Match No : MT21 Table : 4 Umpires : HO Roger (SIN) CURTIS Neil (ENG)

Match 1			Match	Game 1	Game 2	Game 3	Game 4	Game 5
A	YOGARAJAH Akhilen	MRI	3	12	10	11	11	
X	ONALOPO Ojo	NGR	1	10	12	6	7	
Duration of Match 1			23min	6min	6min	5min	6min	

Match 2			Match	Game 1	Game 2	Game 3	Game 4	Game 5
B	CHAN YOOK FO Brian	MRI	0	5	4	6		
Y	ARUNA Quadri	NGR	3	11	11	11		
Duration of Match 2			12min	4min	4min	5min		

Match 3			Match	Game 1	Game 2	Game 3	Game 4	Game 5
C/B	CHAN YOOK FO B / CHAN YOOK FO B	MRI	0	1	6	4		
Z/Y	TORIOLA S / ARUNA Q	NGR	3	11	11	11		
Duration of Match 3			9min	2min	4min	4min		

Match 4			Match	Game 1	Game 2	Game 3	Game 4	Game 5
A	YOGARAJAH Akhilen	MRI	0	9	9	6		
Z	TORIOLA Segun	NGR	3	11	11	11		
Duration of Match 4			18min	5min	7min	6min		

Duration of Team Match	1h16min
------------------------	---------

Player Statistics	Mauritius (MRI)					Team Match	Nigeria (NGR)					Team Match
	Match						Match					
	1	2	3	4	5		1	2	3	4	5	
Points won	42	15	10	24		91	35	32	32	32		131
Biggest lead	6	1	2	3		6	2	7	10	6		10
Points won on own serve	23	7	4	12		46	19	16	15	16		66
Points lost on own serve	16	16	17	16		65	19	8	6	12		45
Most consecutive points won	5	3	3	5		5	4	6	10	7		10
Greatest deficit overcome	2	-	-	-		2	5	1	2	3		5

**NOTES**

The "Greatest deficit overcome" only applies when the player/pair ends up winning the game.

**LEGEND**

MT Men's Team



## Detailed Team Match Results

Mauritius (MRI) 1 - 3 Nigeria (NGR)

Match 1: **YOGARAJAH Akhilen (MRI)** 3-1 **ONAOLAPO Ojo (NGR)**

Match Summary		Match	Game 1	Game 2	Game 3	Game 4	Game 5
YOGARAJAH Akhilen	MRI	3	12	10	11	11	
ONAOLAPO Ojo	NGR	1	10	12	6	7	
Duration		23min	6min	6min	5min	6min	

Team Match No : MT21 Table : 4 Umpires : HO Roger (SIN) CURTIS Neil (ENG)

Player Statistics	YOGARAJAH Akhilen (MRI)						ONAOLAPO Ojo (NGR)					
	Game					Match	Game					Match
	1	2	3	4	5		1	2	3	4	5	
Points won	12	9	11	10		42	10	12	6	7		35
Biggest lead	3	5	5	6		6	1	2	2	-		2
Points won on own serve	5	5	8	5		23	4	6	5	4		19
Points lost on own serve	6	6	1	3		16	7	4	3	5		19
Most consecutive points won	4	4	3	5		5	4	4	2	3		4
Greatest deficit overcome	1	-	2	-		2	-	5	-	-		5
Handedness/Grip	/						/					

### Game Progress

1	YOGARAJAH Akhilen (MRI)	*0	1	*3	4	*5	5	*6	7	*8	9	*10	11	12
	ONAOLAPO Ojo (NGR)	0	*1	1	*2	3	*5	6	*7	8	*9	10	*10	10
2	YOGARAJAH Akhilen (MRI)	0	*2	3	*4	6	*7	8	*8	9	*10	10	*10	10
	ONAOLAPO Ojo (NGR)	0	0	*1	2	*2	3	*4	6	*7	8	*10	11	12
3	YOGARAJAH Akhilen (MRI)	*0	1	*1	3	*4	6	*7	9	*10	11			
	ONAOLAPO Ojo (NGR)	0	*1	3	*3	4	*4	5	*5	6	6			
4	YOGARAJAH Akhilen (MRI)	0	*1	3	*4	5	*7	9	*10	10	11			
	ONAOLAPO Ojo (NGR)	0	1	*1	2	*3	3	*3	4	*6	7			

### NOTES

"\*" denotes server. The "Greatest deficit overcome" only applies when the player ends up winning the game.

### LEGEND

MT Men's Team



## Detailed Team Match Results

Mauritius (MRI) 1 - 3 Nigeria (NGR)

**Match 2:** CHAN YOOK FO Brian (MRI) 0-3 ARUNA Quadri (NGR)

Match Summary		Match	Game 1	Game 2	Game 3	Game 4	Game 5
CHAN YOOK FO Brian	MRI	0	5	4	6		
ARUNA Quadri	NGR	3	11	11	11		
Duration		12min	4min	4min	5min		

Team Match No : MT21 Table : 4 Umpires : HO Roger (SIN) CURTIS Neil (ENG)

Player Statistics	CHAN YOOK FO Brian (MRI)						ARUNA Quadri (NGR)					
	Game					Match	Game					Match
	1	2	3	4	5		1	2	3	4	5	
Points won	5	4	6			15	11	10	11			32
Biggest lead	1	-	-			1	6	7	5			7
Points won on own serve	1	2	4			7	4	5	7			16
Points lost on own serve	7	5	4			16	4	2	2			8
Most consecutive points won	2	1	3			3	6	3	5			6
Greatest deficit overcome	-	-	-			-	1	-	-			1
Handedness/Grip	/						/					

### Game Progress

1	CHAN YOOK FO Brian (MRI)	0	*1	2	*3	3	*3	3	*5	5
	ARUNA Quadri (NGR)	*0	1	*2	3	*5	7	*9	9	11
2	CHAN YOOK FO Brian (MRI)	0	0	*1	1	*2	3	*3	4	4
	ARUNA Quadri (NGR)	0	*2	3	*5	6	*7	9	*10	11
3	CHAN YOOK FO Brian (MRI)	0	*0	1	*2	3	*4	6	*6	6
	ARUNA Quadri (NGR)	*0	2	*3	4	*5	6	*6	8	*10

### NOTES

"\*" denotes server. The "Greatest deficit overcome" only applies when the player ends up winning the game.

### LEGEND

MT Men's Team



## Detailed Team Match Results

Mauritius (MRI) 1 - 3 Nigeria (NGR)

**Match 3:** CHAN YOOK FO Billy (MRI) 0-3 TORIOLA Segun (NGR)  
CHAN YOOK FO Brian ARUNA Quadri

Match Summary		Match	Game 1	Game 2	Game 3	Game 4	Game 5
CHAN YOOK FO Billy / CHAN YOOK FO B	MRI	0	1	6	4		
TORIOLA Segun / ARUNA Q	NGR	3	11	11	11		
Duration		9min	2min	4min	4min		

Team Match No : MT21 Table : 4 Umpires : HO Roger (SIN) CURTIS Neil (ENG)

Player Statistics	CHAN YOOK FO B / CHAN YOOK FO B (MRI)						TORIOLA S / ARUNA Q (NGR)					
	Game					Match	Game					Match
	1	2	3	4	5		1	2	3	4	5	
Points won	1	6	3			10	11	10	11			32
Biggest lead	-	2	1			2	10	5	7			10
Points won on own serve	0	3	1			4	5	5	5			15
Points lost on own serve	6	5	6			17	1	3	2			6
Most consecutive points won	1	3	1			3	10	7	6			10
Greatest deficit overcome	-	-	-			-	-	2	1			2
Handedness/Grip	/ - /						/ - /					

### Game Progress

1	CHAN YOOK FO B / CHAN YOOK FO B (MRI)	-*0	0	*-0	0	-*0	0	1			
	TORIOLA S / ARUNA Q (NGR)	0	*-2	4	-*6	8	*-10	11			
2	CHAN YOOK FO B / CHAN YOOK FO B (MRI)	0	-*1	3	*-4	4	-*4	4	*-5	6	6
	TORIOLA S / ARUNA Q (NGR)	0	1	*-1	2	*-4	6	*-8	9	*-10	11
3	CHAN YOOK FO B / CHAN YOOK FO B (MRI)	0	1	*-2	2	-*2	2	*-3	4	4	
	TORIOLA S / ARUNA Q (NGR)	0	*-1	2	-*4	6	*-8	9	-*10	11	

### NOTES

"\*-." denotes first player of pair is server, "-\*" denotes second player of pair is server. The "Greatest deficit overcome" only applies when the pair ends up winning the game.

### LEGEND

MT Men's Team





### Detailed Team Match Results

Mauritius (MRI) 1 - 3 Nigeria (NGR)

**Match 4:** YOGARAJAH Akhilen (MRI) 0-3 TORIOLA Segun (NGR)

Match Summary		Match	Game 1	Game 2	Game 3	Game 4	Game 5
YOGARAJAH Akhilen	MRI	0	9	9	6		
TORIOLA Segun	NGR	3	11	11	11		
Duration		18min	5min	7min	6min		

Team Match No : MT21 Table : 4 Umpires : HO Roger (SIN) CURTIS Neil (ENG)

Player Statistics	YOGARAJAH Akhilen (MRI)					Match	TORIOLA Segun (NGR)					Match
	Game						Game					
	1	2	3	4	5		1	2	3	4	5	
Points won	9	9	6			24	11	11	10			32
Biggest lead	1	3	-			3	6	2	5			6
Points won on own serve	5	5	2			12	6	6	4			16
Points lost on own serve	5	5	6			16	4	4	4			12
Most consecutive points won	5	3	3			5	7	3	5			7
Greatest deficit overcome	-	-	-			-	1	3	-			3
Handedness/Grip	/						/					

#### Game Progress

1	YOGARAJAH Akhilen (MRI)	*0	1	*2	2	*2	2	*4	6	*7	9	9
	TORIOLA Segun (NGR)	0	*1	2	*4	6	*8	8	*8	9	*9	11
2	YOGARAJAH Akhilen (MRI)	0	*2	3	*4	5	*6	7	*7	8	*8	9
	TORIOLA Segun (NGR)	*0	0	*1	2	*3	4	*5	7	*8	10	11
3	YOGARAJAH Akhilen (MRI)	0	0	*1	2	*3	4	*6	6	*6	6	6
	TORIOLA Segun (NGR)	0	*2	3	*4	5	*6	6	*8	10	11	11

#### NOTES

"\*" denotes server. The "Greatest deficit overcome" only applies when the player ends up winning the game.

#### LEGEND

MT Men's Team



## Detailed Team Match Results

### Kiribati (KIR) 1 - 3 Bangladesh (BAN)

Team Match No : MT22 Table : 3 Umpires : WANG Luan Foon (MAS) HIGGINS Peter (WAL)

Match 1			Match	Game 1	Game 2	Game 3	Game 4	Game 5
A	<b>FREDDY Choy</b>	KIR	3	4	11	11	12	
X	AHMED Javed	BAN	1	11	7	7	10	
Duration of Match 1			18min	1min	4min	5min	7min	

Match 2			Match	Game 1	Game 2	Game 3	Game 4	Game 5
B	BEIA Teitua	KIR	0	1	3	3		
Y	<b>CHOWDHURY Manash</b>	BAN	3	11	11	11		
Duration of Match 2			11min	3min	4min	4min		

Match 3			Match	Game 1	Game 2	Game 3	Game 4	Game 5
C/B	TETABO K / BEIA T	KIR	0	5	8	9		
Z/X	<b>BILLAH M / AHMED J</b>	BAN	3	11	11	11		
Duration of Match 3			13min	3min	4min	4min		

Match 4			Match	Game 1	Game 2	Game 3	Game 4	Game 5
A	FREDDY Choy	KIR	0	9	1	2		
Z	<b>BILLAH Mahmub</b>	BAN	3	11	11	11		
Duration of Match 4			16min	6min	5min	5min		

Duration of Team Match	<b>1h18min</b>
------------------------	----------------

Player Statistics	Kiribati (KIR)					Team Match	Bangladesh (BAN)					Team Match
	Match						Match					
	1	2	3	4	5		1	2	3	4	5	
Points won	38	7	21	12		<b>78</b>	34	31	33	31		<b>129</b>
Biggest lead	4	-	3	5		<b>5</b>	7	10	6	10		<b>10</b>
Points won on own serve	21	5	8	6		<b>40</b>	19	17	15	16		<b>67</b>
Points lost on own serve	15	14	18	15		<b>62</b>	17	2	13	6		<b>38</b>
Most consecutive points won	7	2	2	3		<b>7</b>	5	10	5	9		<b>10</b>
Greatest deficit overcome	3	-	-	-		<b>3</b>	-	-	3	5		<b>5</b>

#### NOTES

The "Greatest deficit overcome" only applies when the player/pair ends up winning the game.

#### LEGEND

MT Men's Team



## Detailed Team Match Results

Kiribati (KIR) 1 - 3 Bangladesh (BAN)

**Match 1:** **FREDDY Choy (KIR)** 3-1 **AHMED Javed (BAN)**

Match Summary		Match	Game 1	Game 2	Game 3	Game 4	Game 5
<b>FREDDY Choy</b>	KIR	3	4	11	11	12	
AHMED Javed	BAN	1	11	7	7	10	
Duration		18min	1min	4min	5min	7min	

Team Match No : MT22 Table : 3 Umpires : WANG Luan Foon (MAS) HIGGINS Peter (WAL)

Player Statistics	FREDDY Choy (KIR)						AHMED Javed (BAN)					
	Game					Match	Game					Match
	1	2	3	4	5		1	2	3	4	5	
Points won	4	11	11	12		38	11	7	6	10		34
Biggest lead	-	4	4	2		4	7	1	3	3		7
Points won on own serve	2	7	6	6		21	6	4	4	5		19
Points lost on own serve	5	3	2	5		15	2	4	5	6		17
Most consecutive points won	3	3	7	4		7	4	2	5	4		5
Greatest deficit overcome	-	1	3	3		3	-	-	-	-		-
Handedness/Grip	Right/						Left/					

### Game Progress

1	<b>FREDDY Choy (KIR)</b>	0	*0	0	*1	1	*2	4	*4	4				
	<b>AHMED Javed (BAN)</b>	*0	2	*4	5	*7	8	*8	10	11				
2	<b>FREDDY Choy (KIR)</b>	*0	1	*2	4	*5	6	*7	8	*9	11			
	AHMED Javed (BAN)	0	*1	2	*2	3	*4	5	*6	7	7			
3	<b>FREDDY Choy (KIR)</b>	0	*1	3	*3	3	*4	6	*8	10	11			
	AHMED Javed (BAN)	0	1	*1	3	*5	6	*6	6	*6	7			
4	<b>FREDDY Choy (KIR)</b>	*0	1	*3	3	*3	4	*5	6	*7	9	*10	11	12
	AHMED Javed (BAN)	0	*1	1	*3	5	*6	7	*8	9	*9	10	*10	10

### NOTES

"\*" denotes server. The "Greatest deficit overcome" only applies when the player ends up winning the game.

### LEGEND

MT Men's Team



## Detailed Team Match Results

Kiribati (KIR) 1 - 3 Bangladesh (BAN)

**Match 2:** BEIA Teitua (KIR) 0-3 CHOWDHURY Manash (BAN)

Match Summary		Match	Game 1	Game 2	Game 3	Game 4	Game 5
BEIA Teitua	KIR	0	1	3	3		
CHOWDHURY Manash	BAN	3	11	11	11		
Duration		11min	3min	4min	4min		

Team Match No : MT22 Table : 3 Umpires : WANG Luan Foon (MAS) HIGGINS Peter (WAL)

Player Statistics	BEIA Teitua (KIR)						CHOWDHURY Manash (BAN)					
	Game					Match	Game					Match
	1	2	3	4	5		1	2	3	4	5	
Points won	1	3	3			7	11	10	10			31
Biggest lead	-	-	-			-	10	8	8			10
Points won on own serve	1	2	2			5	6	5	6			17
Points lost on own serve	5	5	4			14	0	1	1			2
Most consecutive points won	1	2	2			2	10	5	6			10
Greatest deficit overcome	-	-	-			-	-	-	-			-
Handedness/Grip	Right/						Right/					

### Game Progress

1	BEIA Teitua (KIR)	0	*0	0	*0	0	*0	1
	CHOWDHURY Manash (BAN)	*0	2	*4	6	*8	10	11
2	BEIA Teitua (KIR)	0	0	*0	1	*2	3	*3
	CHOWDHURY Manash (BAN)	0	*2	4	*5	6	*7	9
3	BEIA Teitua (KIR)	0	*0	0	*0	2	*2	2
	CHOWDHURY Manash (BAN)	0	2	*4	6	*6	8	*10

### NOTES

"\*" denotes server. The "Greatest deficit overcome" only applies when the player ends up winning the game.

### LEGEND

MT Men's Team



## Detailed Team Match Results

Kiribati (KIR) 1 - 3 Bangladesh (BAN)

**Match 3:** TETABO Katirakei (KIR) 0-3 **BILLAH Mahmub (BAN)**  
BEIA Teitua **AHMED Javed**

Match Summary		Match	Game 1	Game 2	Game 3	Game 4	Game 5
TETABO Katirakei / BEIA T	KIR	0	5	8	9		
<b>BILLAH Mahmub / AHMED J</b>	<b>BAN</b>	<b>3</b>	11	11	11		
Duration		<b>13min</b>	3min	4min	4min		

Team Match No : MT22 Table : 3 Umpires : WANG Luan Foon (MAS) HIGGINS Peter (WAL)

Player Statistics	TETABO K / BEIA T (KIR)						BILLAH M / AHMED J (BAN)					
	Game					Match	Game					Match
	1	2	3	4	5		1	2	3	4	5	
Points won	5	8	8			21	11	11	11			33
Biggest lead	-	3	1			3	6	4	2			6
Points won on own serve	2	3	3			8	5	5	5			15
Points lost on own serve	6	6	6			18	3	5	5			13
Most consecutive points won	2	2	2			2	3	5	2			5
Greatest deficit overcome	-	-	-			-	-	3	1			3
Handedness/Grip	Right/ - Right/						Right/ - Left/					

### Game Progress

1	TETABO K / BEIA T (KIR)	-*0	0	*-1	2	3	*-3	4	5	5			
	<b>BILLAH M / AHMED J (BAN)</b>	0	-*2	3	*-4	5	-*7	8	*-9	11			
2	TETABO K / BEIA T (KIR)	0	-*2	3	*-4	5	-*5	6	*-6	6	-*8	8	
	<b>BILLAH M / AHMED J (BAN)</b>	-*0	0	*-1	2	3	*-3	5	*-6	8	-*10	10	11
3	TETABO K / BEIA T (KIR)	0	1	*-2	3	4	*-4	5	*-6	7	-*8	8	9
	<b>BILLAH M / AHMED J (BAN)</b>	0	-*1	2	*-3	4	-*5	6	*-7	8	-*10	10	11

### NOTES

"\*-." denotes first player of pair is server, "-\*" denotes second player of pair is server. The "Greatest deficit overcome" only applies when the pair ends up winning the game.

### LEGEND

MT Men's Team



## Detailed Team Match Results

Kiribati (KIR) 1 - 3 Bangladesh (BAN)

**Match 4:** FREDDY Choy (KIR) 0-3 **BILLAH Mahmub (BAN)**

Match Summary		Match	Game 1	Game 2	Game 3	Game 4	Game 5
FREDDY Choy	KIR	0	9	1	2		
<b>BILLAH Mahmub</b>	<b>BAN</b>	<b>3</b>	11	11	11		
Duration		<b>16min</b>	6min	5min	5min		

Team Match No : MT22 Table : 3 Umpires : WANG Luan Foon (MAS) HIGGINS Peter (WAL)

Player Statistics	FREDDY Choy (KIR)						BILLAH Mahmub (BAN)					
	Game					Match	Game					Match
	1	2	3	4	5		1	2	3	4	5	
Points won	9	1	2			<b>12</b>	11	10	10			<b>31</b>
Biggest lead	5	-	-			<b>5</b>	2	10	9			<b>10</b>
Points won on own serve	4	0	2			<b>6</b>	5	5	6			<b>16</b>
Points lost on own serve	6	5	4			<b>15</b>	5	1	0			<b>6</b>
Most consecutive points won	3	1	2			<b>3</b>	7	6	9			<b>9</b>
Greatest deficit overcome	-	-	-			-	5	-	-			<b>5</b>
Handedness/Grip	Right/						Right/					

### Game Progress

1	FREDDY Choy (KIR)	0	*1	3	*4	6	*7	7	*7	7	*9	<b>9</b>
	<b>BILLAH Mahmub (BAN)</b>	*0	1	*1	2	*2	3	*5	7	*9	9	<b>11</b>
2	FREDDY Choy (KIR)	0	0	*0	0	*1	1	<b>1</b>				
	<b>BILLAH Mahmub (BAN)</b>	0	*2	4	*6	7	*9	<b>11</b>				
3	FREDDY Choy (KIR)	0	*0	2	*2	2	*2	2	<b>2</b>			
	<b>BILLAH Mahmub (BAN)</b>	0	2	*2	4	*6	8	*10	<b>11</b>			

### NOTES

"\*" denotes server. The "Greatest deficit overcome" only applies when the player ends up winning the game.

### LEGEND

MT Men's Team



## Detailed Team Match Results

Bangladesh (BAN) **0 - 3** Nigeria (NGR)

Team Match No : MT7 Table : 8 Umpires : HO Roger (SIN) CURTIS Neil (ENG)

Match 1			Match	Game 1	Game 2	Game 3	Game 4	Game 5
A	CHOWDHURY Manash	BAN	0	1	3	5		
X	ARUNA Quadri	NGR	3	11	11	11		
Duration of Match 1			8min	1min	3min	3min		

Match 2			Match	Game 1	Game 2	Game 3	Game 4	Game 5
B	BILLAH Mahmub	BAN	0	8	3	7		
Y	TORIOLA Segun	NGR	3	11	11	11		
Duration of Match 2			14min	5min	3min	5min		

Match 3			Match	Game 1	Game 2	Game 3	Game 4	Game 5
C/B	AHMED J / BILLAH M	BAN	0	6	6	5		
Z/X	ONAOLAPO O / ARUNA Q	NGR	3	11	11	11		
Duration of Match 3			10min	2min	4min	3min		

Duration of Team Match	<b>53min</b>
------------------------	--------------

Player Statistics	Bangladesh (BAN)					Nigeria (NGR)						
	Match					Team Match	Match					Team Match
	1	2	3	4	5		1	2	3	4	5	
Points won	9	18	17			44	33	33	32			98
Biggest lead	1	1	1			1	10	9	7			10
Points won on own serve	5	12	8			25	18	19	14			51
Points lost on own serve	15	14	18			47	4	6	9			19
Most consecutive points won	2	3	4			4	8	8	7			8
Greatest deficit overcome	-	-	-			-	1	1	1			1

### NOTES

The "Greatest deficit overcome" only applies when the player/pair ends up winning the game.

### LEGEND

MT Men's Team



### Detailed Team Match Results

Bangladesh (BAN) **0 - 3** Nigeria (NGR)

**Match 1:** CHOWDHURY Manash (BAN) **0-3** ARUNA Quadri (NGR)

Match Summary		Match	Game 1	Game 2	Game 3	Game 4	Game 5
CHOWDHURY Manash	BAN	0	1	3	5		
ARUNA Quadri	NGR	3	11	11	11		
Duration		8min	1min	3min	3min		

Team Match No : MT7 Table : 8 Umpires : HO Roger (SIN) CURTIS Neil (ENG)

Player Statistics	CHOWDHURY Manash (BAN)					Match	ARUNA Quadri (NGR)					Match
	Game						Game					
	1	2	3	4	5		1	2	3	4	5	
Points won	1	3	5			9	11	11	11			33
Biggest lead	-	1	-			1	10	8	6			10
Points won on own serve	0	1	4			5	5	6	7			18
Points lost on own serve	6	5	4			15	1	2	1			4
Most consecutive points won	1	1	2			2	8	5	3			8
Greatest deficit overcome	-	-	-			-	-	1	-			1
Handedness/Grip	Right/						/					

#### Game Progress

1	CHOWDHURY Manash (BAN)	*0	0	*1	1	*1	1	1	1
	ARUNA Quadri (NGR)	0	*2	3	*5	7	*9	11	
2	CHOWDHURY Manash (BAN)	0	*1	2	*2	2	*3	3	3
	ARUNA Quadri (NGR)	*0	1	*2	4	*6	7	*9	11
3	CHOWDHURY Manash (BAN)	*0	1	*1	2	*2	3	*4	5
	ARUNA Quadri (NGR)	0	*1	3	*4	6	*7	8	*9

#### NOTES

"\*" denotes server. The "Greatest deficit overcome" only applies when the player ends up winning the game.

#### LEGEND

MT Men's Team





## Detailed Team Match Results

Bangladesh (BAN) **0 - 3** Nigeria (NGR)

**Match 2:** BILLAH Mahmub (BAN) **0-3** TORIOLA Segun (NGR)

Match Summary		Match	Game 1	Game 2	Game 3	Game 4	Game 5
BILLAH Mahmub	BAN	0	8	3	7		
TORIOLA Segun	NGR	3	11	11	11		
Duration		14min	5min	3min	5min		

Team Match No : MT7 Table : 8 Umpires : HO Roger (SIN) CURTIS Neil (ENG)

Player Statistics	BILLAH Mahmub (BAN)						TORIOLA Segun (NGR)					
	Game					Match	Game					Match
	1	2	3	4	5		1	2	3	4	5	
Points won	8	3	7			18	11	11	11			33
Biggest lead	1	-	-			1	5	9	6			9
Points won on own serve	5	2	5			12	6	7	6			19
Points lost on own serve	5	4	5			14	3	1	2			6
Most consecutive points won	3	2	2			3	5	8	5			8
Greatest deficit overcome	-	-	-			-	1	-	-			1
Handedness/Grip	Right/						/					

### Game Progress

1	BILLAH Mahmub (BAN)	*0	1	*1	1	*2	3	*4	6	*7	8	8
	TORIOLA Segun (NGR)	0	*1	3	*5	6	*7	8	*8	9	*10	11
2	BILLAH Mahmub (BAN)	0	*0	1	*1	1	*1	2	3			
	TORIOLA Segun (NGR)	*0	2	*3	5	*7	9	*10	11			
3	BILLAH Mahmub (BAN)	*0	1	*1	1	*2	3	*3	5	*6	7	
	TORIOLA Segun (NGR)	0	*1	3	*5	6	*7	9	*9	10	11	

### NOTES

"\*" denotes server. The "Greatest deficit overcome" only applies when the player ends up winning the game.

### LEGEND

MT Men's Team



## Detailed Team Match Results

Bangladesh (BAN) **0 - 3** Nigeria (NGR)

**Match 3:** AHMED Javed (BAN) **0-3** ONAOLAPO Ojo (NGR)  
BILLAH Mahmub ARUNA Quadri

Match Summary		Match	Game 1	Game 2	Game 3	Game 4	Game 5
AHMED Javed / BILLAH M	BAN	0	6	6	5		
ONAOLAPO Ojo / ARUNA Q	NGR	3	11	11	11		
Duration		10min	2min	4min	3min		

Team Match No : MT7 Table : 8 Umpires : HO Roger (SIN) CURTIS Neil (ENG)

Player Statistics	AHMED J / BILLAH M (BAN)						ONAOLAPO O / ARUNA Q (NGR)					
	Game					Match	Game					Match
	1	2	3	4	5		1	2	3	4	5	
Points won	6	6	5			17	11	11	10			32
Biggest lead	-	1	-			1	7	6	6			7
Points won on own serve	4	2	2			8	6	4	4			14
Points lost on own serve	5	7	6			18	2	4	3			9
Most consecutive points won	4	2	1			4	7	7	4			7
Greatest deficit overcome	-	-	-			-	-	1	-			1
Handedness/Grip	Left/ - Right/						/ - /					

### Game Progress

1	AHMED J / BILLAH M (BAN)	*-0	0	*-0	0	*-1	3	*-4	6	*-6	6
	ONAOLAPO O / ARUNA Q (NGR)	0	*-2	4	*-6	7	*-7	8	*-8	10	11
2	AHMED J / BILLAH M (BAN)	*-0	1	*-2	2	*-2	2	*-4	5	*-6	6
	ONAOLAPO O / ARUNA Q (NGR)	0	*-1	2	*-4	6	*-8	8	*-9	10	11
3	AHMED J / BILLAH M (BAN)	0	*-0	0	*-1	2	*-3	3	*-4	5	
	ONAOLAPO O / ARUNA Q (NGR)	0	2	*-4	5	*-6	7	*-9	10	11	

### NOTES

"\*-." denotes first player of pair is server, "-\*" denotes second player of pair is server. The "Greatest deficit overcome" only applies when the pair ends up winning the game.

### LEGEND

MT Men's Team



## Detailed Team Match Results

### Mauritius (MRI) 3 - 0 Kiribati (KIR)

Team Match No : MT8 Table : 9 Umpires : PETERS John (NGR) CHIN Kenny (MAS)

Match 1			Match	Game 1	Game 2	Game 3	Game 4	Game 5
A	YOGARAJAH Akhilen	MRI	3	11	11	11		
X	TETABO Katirakei	KIR	0	6	4	3		
Duration of Match 1			9min	1min	3min	3min		

Match 2			Match	Game 1	Game 2	Game 3	Game 4	Game 5
B	CHAN YOOK FO Brian	MRI	3	11	11	11		
Y	FREDDY Choy	KIR	0	8	7	7		
Duration of Match 2			16min	4min	4min	6min		

Match 3			Match	Game 1	Game 2	Game 3	Game 4	Game 5
C/B	CHAN YOOK FO B / CHAN YOOK FO B	MRI	3	11	11	11		
Z/Y	BEIA T / FREDDY C	KIR	0	2	4	7		
Duration of Match 3			14min	4min	3min	5min		

Duration of Team Match	55min
------------------------	-------

Player Statistics	Mauritius (MRI)					Kiribati (KIR)						
	Match				Team	Match				Team		
	1	2	3	4	5	Match	1	2	3	4	5	Match
Points won	33	33	32			98	13	21	13			47
Biggest lead	9	6	9			9	1	2	2			2
Points won on own serve	20	18	19			57	9	12	9			30
Points lost on own serve	4	9	4			17	13	15	13			41
Most consecutive points won	9	4	6			9	6	3	3			6
Greatest deficit overcome	1	2	2			2	-	-	-			-

#### NOTES

The "Greatest deficit overcome" only applies when the player/pair ends up winning the game.

#### LEGEND

MT Men's Team



## Detailed Team Match Results

Mauritius (MRI) 3 - 0 Kiribati (KIR)

Match 1: YOGARAJAH Akhilen (MRI) 3-0 TETABO Katirakei (KIR)

Match Summary		Match	Game 1	Game 2	Game 3	Game 4	Game 5
YOGARAJAH Akhilen	MRI	3	11	11	11		
TETABO Katirakei	KIR	0	6	4	3		
Duration		9min	1min	3min	3min		

Team Match No : MT8 Table : 9 Umpires : PETERS John (NGR) CHIN Kenny (MAS)

Player Statistics	YOGARAJAH Akhilen (MRI)						TETABO Katirakei (KIR)					
	Game					Match	Game					Match
	1	2	3	4	5		1	2	3	4	5	
Points won	11	11	11			33	6	4	3			13
Biggest lead	9	7	8			9	-	1	-			1
Points won on own serve	6	6	8			20	3	3	3			9
Points lost on own serve	3	1	0			4	5	5	3			13
Most consecutive points won	9	7	4			9	6	1	1			6
Greatest deficit overcome	-	1	-			1	-	-	-			-
Handedness/Grip	/						Right/					

### Game Progress

1	YOGARAJAH Akhilen (MRI)	*0	2	*4	6	*8	9	*9	9	*10	11
	TETABO Katirakei (KIR)	0	*0	0	*0	0	*1	3	*5	6	6
2	YOGARAJAH Akhilen (MRI)	0	*1	2	*3	5	*7	9	*10	11	
	TETABO Katirakei (KIR)	*0	1	*2	3	*3	3	*3	4	4	
3	YOGARAJAH Akhilen (MRI)	*0	2	*3	5	*6	8	*9	11		
	TETABO Katirakei (KIR)	0	*0	1	*1	2	*2	3	3		

### NOTES

"\*" denotes server. The "Greatest deficit overcome" only applies when the player ends up winning the game.

### LEGEND

MT Men's Team



## Detailed Team Match Results

Mauritius (MRI) 3 - 0 Kiribati (KIR)

Match 2: CHAN YOOK FO Brian (MRI) 3-0 FREDDY Choy (KIR)

Match Summary		Match	Game 1	Game 2	Game 3	Game 4	Game 5
CHAN YOOK FO Brian	MRI	3	11	11	11		
FREDDY Choy	KIR	0	8	7	7		
Duration		16min	4min	4min	6min		

Team Match No : MT8 Table : 9 Umpires : PETERS John (NGR) CHIN Kenny (MAS)

Player Statistics	CHAN YOOK FO Brian (MRI)						FREDDY Choy (KIR)					
	Game					Match	Game					Match
	1	2	3	4	5		1	2	3	4	5	
Points won	11	11	11			33	8	7	6			21
Biggest lead	3	6	4			6	2	1	1			2
Points won on own serve	6	6	6			18	4	5	3			12
Points lost on own serve	4	2	3			9	5	5	5			15
Most consecutive points won	3	4	3			4	3	2	1			3
Greatest deficit overcome	2	1	1			2	-	-	-			-
Handedness/Grip	/						Right/					

### Game Progress

1	CHAN YOOK FO Brian (MRI)	*0	1	*2	2	*3	5	*6	7	*8	10	11
	FREDDY Choy (KIR)	0	*1	2	*4	5	*5	6	*7	8	*8	8
2	CHAN YOOK FO Brian (MRI)	0	*1	3	*4	5	*7	9	*9	10	11	
	FREDDY Choy (KIR)	*0	1	*1	2	*3	3	*3	5	*6	7	
3	CHAN YOOK FO Brian (MRI)	0	1	*2	3	*4	6	*7	8	*10	11	
	FREDDY Choy (KIR)	0	*1	2	*3	4	*4	5	*6	6	7	

### NOTES

"\*" denotes server. The "Greatest deficit overcome" only applies when the player ends up winning the game.

### LEGEND

MT Men's Team



## Detailed Team Match Results

Mauritius (MRI) 3 - 0 Kiribati (KIR)

**Match 3:** CHAN YOOK FO Billy (MRI) 3-0 BEIA Teitua (KIR)  
CHAN YOOK FO Brian FREDDY Choy

Match Summary		Match	Game 1	Game 2	Game 3	Game 4	Game 5
CHAN YOOK FO Billy / CHAN YOOK FO B	MRI	3	11	11	11		
BEIA Teitua / FREDDY C	KIR	0	2	4	7		
	Duration	14min	4min	3min	5min		

Team Match No : MT8 Table : 9 Umpires : PETERS John (NGR) CHIN Kenny (MAS)

Player Statistics	CHAN YOOK FO B / CHAN YOOK FO B (MRI)						BEIA T / FREDDY C (KIR)					
	Game					Match	Game					Match
	1	2	3	4	5		1	2	3	4	5	
Points won	11	11	10			32	2	4	7			13
Biggest lead	9	7	4			9	-	-	2			2
Points won on own serve	6	6	7			19	1	3	5			9
Points lost on own serve	1	1	2			4	5	5	3			13
Most consecutive points won	6	4	6			6	1	1	3			3
Greatest deficit overcome	-	-	2			2	-	-	-			-
Handedness/Grip	/ - /						Right/ - Right/					

### Game Progress

1	CHAN YOOK FO B / CHAN YOOK FO B (MRI)	*-0	2	*-4	5	*-6	8	*-10	11		
	BEIA T / FREDDY C (KIR)	0	*-0	0	*-1	2	*-2	2	2		
2	CHAN YOOK FO B / CHAN YOOK FO B (MRI)	0	*-2	4	*-5	6	*-7	9	*-10	11	
	BEIA T / FREDDY C (KIR)	*-0	0	*-0	1	*-2	3	*-3	4	4	
3	CHAN YOOK FO B / CHAN YOOK FO B (MRI)	0	1	*-1	3	*-4	5	*-5	7	*-9	11
	BEIA T / FREDDY C (KIR)	0	*-1	3	*-3	4	*-5	7	*-7	7	7

### NOTES

"\*-." denotes first player of pair is server, "-\*" denotes second player of pair is server. The "Greatest deficit overcome" only applies when the pair ends up winning the game.

### LEGEND

MT Men's Team



## Detailed Team Match Results

### Uganda (UGA) 0 - 3 Canada (CAN)

Team Match No : MT37 Table : 8 Umpires : TAN Corelle (SIN) MUGWANYA Ronald (UGA)

Match 1			Match	Game 1	Game 2	Game 3	Game 4	Game 5
A	MAFABI Kevin Evans	UGA	0	5	3	4		
X	WANG Zhen Eugene	CAN	3	11	11	11		
Duration of Match 1			12min	4min	4min	3min		

Match 2			Match	Game 1	Game 2	Game 3	Game 4	Game 5
B	CHELIBE Gilton	UGA	0	5	1	1		
Y	THERIAULT Pierre-Luc	CAN	3	11	11	11		
Duration of Match 2			10min	4min	3min	3min		

Match 3			Match	Game 1	Game 2	Game 3	Game 4	Game 5
C/A	MUTAMBUZE PM / MAFABI KE	UGA	0	2	5	6		
Z/Y	HO A / THERIAULT PL	CAN	3	11	11	11		
Duration of Match 3			12min	3min	3min	4min		

Duration of Team Match	45min
------------------------	-------

Player Statistics	Uganda (UGA)					Team Match	Canada (CAN)					Team Match
	Match						Match					
	1	2	3	4	5		1	2	3	4	5	
Points won	12	7	13			32	32	32	32			96
Biggest lead	1	1	1			1	8	10	9			10
Points won on own serve	9	4	6			19	20	17	15			52
Points lost on own serve	12	15	17			44	3	3	7			13
Most consecutive points won	3	2	2			3	7	10	10			10
Greatest deficit overcome	-	-	-			-	1	1	1			1

#### NOTES

The "Greatest deficit overcome" only applies when the player/pair ends up winning the game.

#### LEGEND

MT Men's Team



## Detailed Team Match Results

Uganda (UGA) 0 - 3 Canada (CAN)

**Match 1:** MAFABI Kevin Evans (UGA) 0-3 WANG Zhen Eugene (CAN)

Match Summary		Match	Game 1	Game 2	Game 3	Game 4	Game 5
MAFABI Kevin Evans	UGA	0	5	3	4		
WANG Zhen Eugene	CAN	3	11	11	11		
Duration		12min	4min	4min	3min		

Team Match No : MT37 Table : 8 Umpires : TAN Corelle (SIN) MUGWANYA Ronald (UGA)

Player Statistics	MAFABI Kevin Evans (UGA)						WANG Zhen Eugene (CAN)					
	Game					Match	Game					Match
	1	2	3	4	5		1	2	3	4	5	
Points won	5	3	4			12	11	11	10			32
Biggest lead	1	-	-			1	7	8	7			8
Points won on own serve	4	2	3			9	7	7	6			20
Points lost on own serve	4	4	4			12	1	1	1			3
Most consecutive points won	2	1	3			3	4	7	5			7
Greatest deficit overcome	-	-	-			-	1	-	-			1
Handedness/Grip	/						Right/					

### Game Progress

1	MAFABI Kevin Evans (UGA)	*0	1	*1	2	*2	3	*3	4	5
	WANG Zhen Eugene (CAN)	0	*1	3	*4	6	*7	9	*10	11
2	MAFABI Kevin Evans (UGA)	0	*0	1	*1	1	*1	2	3	
	WANG Zhen Eugene (CAN)	*0	2	*3	5	*7	9	*10	11	
3	MAFABI Kevin Evans (UGA)	0	1	*1	1	*2	4	*4	4	4
	WANG Zhen Eugene (CAN)	0	*1	3	*5	6	*6	8	*10	11

### NOTES

"\*" denotes server. The "Greatest deficit overcome" only applies when the player ends up winning the game.

### LEGEND

MT Men's Team





## Detailed Team Match Results

Uganda (UGA) 0 - 3 Canada (CAN)

**Match 2:** CHELIBE Gilton (UGA) 0-3 THERIAULT Pierre-Luc (CAN)

Match Summary		Match	Game 1	Game 2	Game 3	Game 4	Game 5
CHELIBE Gilton	UGA	0	5	1	1		
THERIAULT Pierre-Luc	CAN	3	11	11	11		
Duration		10min	4min	3min	3min		

Team Match No : MT37 Table : 8 Umpires : TAN Corelle (SIN) MUGWANYA Ronald (UGA)

Player Statistics	CHELIBE Gilton (UGA)						THERIAULT Pierre-Luc (CAN)					
	Game					Match	Game					Match
	1	2	3	4	5		1	2	3	4	5	
Points won	5	1	1			7	11	11	10			32
Biggest lead	1	-	-			1	7	10	10			10
Points won on own serve	2	1	1			4	5	6	6			17
Points lost on own serve	6	5	4			15	3	0	0			3
Most consecutive points won	2	1	1			2	5	10	6			10
Greatest deficit overcome	-	-	-			-	1	-	-			1
Handedness/Grip	/						Left/					

### Game Progress

1	CHELIBE Gilton (UGA)	*0	1	*2	2	*3	3	*3	4	5
	THERIAULT Pierre-Luc (CAN)	0	*1	2	*4	5	*7	9	*10	11
2	CHELIBE Gilton (UGA)	0	*0	0	*0	0	*0	1		
	THERIAULT Pierre-Luc (CAN)	*0	2	*4	6	*8	10	11		
3	CHELIBE Gilton (UGA)	0	0	*0	1	*1	1	1		
	THERIAULT Pierre-Luc (CAN)	0	*2	4	*5	7	*9	11		

### NOTES

"\*" denotes server. The "Greatest deficit overcome" only applies when the player ends up winning the game.

### LEGEND

MT Men's Team



## Detailed Team Match Results

Uganda (UGA) 0 - 3 Canada (CAN)

**Match 3:** MUTAMBUZE Paul Moody (UGA) 0-3 HO Andre (CAN)  
MAFABI Kevin Evans THERIAULT Pierre-Luc

Match Summary		Match	Game 1	Game 2	Game 3	Game 4	Game 5
MUTAMBUZE Paul Moody / MAFABI KE	UGA	0	2	5	6		
HO Andre / THERIAULT PL	CAN	3	11	11	11		
Duration		12min	3min	3min	4min		

Team Match No : MT37 Table : 8 Umpires : TAN Corelle (SIN) MUGWANYA Ronald (UGA)

Player Statistics	MUTAMBUZE PM / MAFABI KE (UGA)						HO A / THERIAULT PL (CAN)					
	Game					Match	Game					Match
	1	2	3	4	5		1	2	3	4	5	
Points won	2	5	6			13	11	11	10			32
Biggest lead	1	-	-			1	9	6	5			9
Points won on own serve	1	3	2			6	5	6	4			15
Points lost on own serve	6	5	6			17	1	2	4			7
Most consecutive points won	1	2	2			2	10	4	5			10
Greatest deficit overcome	-	-	-			-	1	-	-			1
Handedness/Grip	/ - /						Right/ - Left/					

### Game Progress

1	MUTAMBUZE PM / MAFABI KE (UGA)	*-0	1	*-1	1	*-1	1	*-2	2		
	HO A / THERIAULT PL (CAN)	0	*-1	3	*-5	7	*-9	10	11		
2	MUTAMBUZE PM / MAFABI KE (UGA)	0	*-1	2	*-2	3	*-4	5	*-5	5	
	HO A / THERIAULT PL (CAN)	*-0	1	*-2	4	*-5	6	*-7	9	11	
3	MUTAMBUZE PM / MAFABI KE (UGA)	0	0	*-2	3	*-4	5	*-5	5	*-6	6
	HO A / THERIAULT PL (CAN)	0	*-2	2	*-3	4	*-5	7	*-9	10	11

### NOTES

"\*-." denotes first player of pair is server, "-\*" denotes second player of pair is server. The "Greatest deficit overcome" only applies when the pair ends up winning the game.

### LEGEND

MT Men's Team



## Detailed Team Match Results

United Republic of Tanzania (TAN) **0 - 3** Scotland (SCO)

Team Match No : MT38 Table : 2 Umpires : CHAY Winnie (SIN) SCARR Val (NZL)

Match 1			Match	Game 1	Game 2	Game 3	Game 4	Game 5
A	TUMAINI Amoni Amanuel	TAN	0	3	4	5		
X	HOWIESON Craig	SCO	3	11	11	11		
Duration of Match 1			14min	4min	5min	6min		

Match 2			Match	Game 1	Game 2	Game 3	Game 4	Game 5
B	MUNGILWA Yahya Hassan	TAN	0	5	4	8		
Y	RUMGAY Gavin	SCO	3	11	11	11		
Duration of Match 2			15min	4min	5min	6min		

Match 3			Match	Game 1	Game 2	Game 3	Game 4	Game 5
C/A	MTALASO MI / TUMAINI AA	TAN	0	8	3	5		
Z/X	DOHERTY S / HOWIESON C	SCO	3	11	11	11		
Duration of Match 3			16min	6min	5min	6min		

Duration of Team Match	54min
------------------------	-------

Player Statistics	United Republic of Tanzania (TAN)					Scotland (SCO)						
	Match				Team	Match				Team		
	1	2	3	4	5	Match	1	2	3	4	5	Match
Points won	12	17	15			44	32	31	33			96
Biggest lead	2	1	1			2	8	7	8			8
Points won on own serve	5	9	5			19	15	16	15			46
Points lost on own serve	17	15	18			50	7	8	10			25
Most consecutive points won	3	3	3			3	7	5	7			7
Greatest deficit overcome	-	-	-			-	2	1	1			2

### NOTES

The "Greatest deficit overcome" only applies when the player/pair ends up winning the game.

### LEGEND

MT Men's Team



## Detailed Team Match Results

United Republic of Tanzania (TAN) **0 - 3** Scotland (SCO)

**Match 1:** TUMAINI Amoni Amanuel (TAN) **0-3** HOWIESON Craig (SCO)

Match Summary		Match	Game 1	Game 2	Game 3	Game 4	Game 5
TUMAINI Amoni Amanuel	TAN	0	3	4	5		
HOWIESON Craig	SCO	3	11	11	11		
Duration		14min	4min	5min	6min		

Team Match No : MT38 Table : 2 Umpires : CHAY Winnie (SIN) SCARR Val (NZL)

Player Statistics	TUMAINI Amoni Amanuel (TAN)						HOWIESON Craig (SCO)					
	Game					Match	Game					Match
	1	2	3	4	5		1	2	3	4	5	
Points won	3	4	5			12	11	11	10			32
Biggest lead	-	2	1			2	8	7	6			8
Points won on own serve	2	0	3			5	5	4	6			15
Points lost on own serve	6	7	4			17	1	4	2			7
Most consecutive points won	1	2	3			3	6	7	6			7
Greatest deficit overcome	-	-	-			-	-	2	1			2
Handedness/Grip	/						Right/					

### Game Progress

1	TUMAINI Amoni Amanuel (TAN)	*0	1	*1	1	*1	2	*3	3	
	HOWIESON Craig (SCO)	0	*1	3	*5	7	*8	9	11	
2	TUMAINI Amoni Amanuel (TAN)	0	*2	2	*3	3	*3	3	*4	4
	HOWIESON Craig (SCO)	*0	0	*2	3	*5	7	*9	10	11
3	TUMAINI Amoni Amanuel (TAN)	0	1	*2	2	*3	5	*5	5	5
	HOWIESON Craig (SCO)	0	*1	2	*4	5	*5	7	*9	11

### NOTES

"\*" denotes server. The "Greatest deficit overcome" only applies when the player ends up winning the game.

### LEGEND

MT Men's Team



### Detailed Team Match Results

United Republic of Tanzania (TAN) **0 - 3** Scotland (SCO)

**Match 2:** MUNGILWA Yahya Hassan (TAN) **0-3** RUMGAY Gavin (SCO)

Match Summary		Match	Game 1	Game 2	Game 3	Game 4	Game 5
MUNGILWA Yahya Hassan	TAN	0	5	4	8		
RUMGAY Gavin	SCO	3	11	11	11		
Duration		15min	4min	5min	6min		

Team Match No : MT38 Table : 2 Umpires : CHAY Winnie (SIN) SCARR Val (NZL)

Player Statistics	MUNGILWA Yahya Hassan (TAN)						RUMGAY Gavin (SCO)					
	Game					Match	Game					Match
	1	2	3	4	5		1	2	3	4	5	
Points won	5	4	8			17	11	10	10			31
Biggest lead	-	-	1			1	6	7	3			7
Points won on own serve	3	2	4			9	6	5	5			16
Points lost on own serve	5	5	5			15	2	2	4			8
Most consecutive points won	2	1	3			3	5	4	4			5
Greatest deficit overcome	-	-	-			-	-	-	1			1
Handedness/Grip	/						Right/					

#### Game Progress

1	MUNGILWA Yahya Hassan (TAN)	0	*0	2	*3	3	*3	4	*5	5		
	RUMGAY Gavin (SCO)	*0	2	*2	3	*5	7	*8	9	11		
2	MUNGILWA Yahya Hassan (TAN)	0	0	*1	2	*2	3	*4	4	4		
	RUMGAY Gavin (SCO)	0	*2	3	*4	6	*7	8	*10	11		
3	MUNGILWA Yahya Hassan (TAN)	0	*1	2	*2	3	*5	5	*6	8	*8	8
	RUMGAY Gavin (SCO)	0	1	*2	4	*5	5	*7	8	*8	10	11

#### NOTES

"\*" denotes server. The "Greatest deficit overcome" only applies when the player ends up winning the game.

#### LEGEND

MT Men's Team



## Detailed Team Match Results

United Republic of Tanzania (TAN) **0 - 3** Scotland (SCO)

**Match 3:** MTALASO Masoud Issa (TAN) **0-3** DOHERTY Sean (SCO)  
TUMAINI Amoni Amanieli **HOWIESON Craig**

Match Summary		Match	Game 1	Game 2	Game 3	Game 4	Game 5
MTALASO Masoud Issa / TUMAINI AA	TAN	0	8	3	5		
DOHERTY Sean / HOWIESON C	SCO	3	11	11	11		
Duration		16min	6min	5min	6min		

Team Match No : MT38 Table : 2 Umpires : CHAY Winnie (SIN) SCARR Val (NZL)

Player Statistics	MTALASO MI / TUMAINI AA (TAN)						DOHERTY S / HOWIESON C (SCO)					
	Game					Match	Game					Match
	1	2	3	4	5		1	2	3	4	5	
Points won	8	3	4			15	11	11	11			33
Biggest lead	-	-	1			1	3	8	6			8
Points won on own serve	2	1	2			5	3	6	6			15
Points lost on own serve	8	5	5			18	6	2	2			10
Most consecutive points won	3	1	2			3	3	7	4			7
Greatest deficit overcome	-	-	-			-	-	-	1			1
Handedness/Grip	/ - /						Right/ - Right/					

### Game Progress

1	MTALASO MI / TUMAINI AA (TAN)	*-0	0	*-1	2	*-4	4	*-6	6	*-7	8	8
	DOHERTY S / HOWIESON C (SCO)	0	*-2	3	*-4	4	*-6	6	*-8	9	*-10	11
2	MTALASO MI / TUMAINI AA (TAN)	0	*-0	0	*-0	1	*-2	2	3			
	DOHERTY S / HOWIESON C (SCO)	*-0	2	*-4	6	*-7	8	*-10	11			
3	MTALASO MI / TUMAINI AA (TAN)	0	1	*-1	2	*-3	3	*-4	5	5		
	DOHERTY S / HOWIESON C (SCO)	0	*-1	3	*-4	5	*-7	8	*-9	11		

### NOTES

"\*-." denotes first player of pair is server, "-\*" denotes second player of pair is server. The "Greatest deficit overcome" only applies when the pair ends up winning the game.

### LEGEND

MT Men's Team



## Detailed Team Match Results

### Scotland (SCO) 3 - 1 Canada (CAN)

Team Match No : MT23 Table : 1 Umpires : JACKSON Brian (ENG) SAVVA Andreas (CYP)

Match 1			Match	Game 1	Game 2	Game 3	Game 4	Game 5
A	RUMGAY Gavin	SCO	3	11	11	11		
X	HO Andre	CAN	0	8	7	4		
Duration of Match 1			24min	8min	6min	6min		

Match 2			Match	Game 1	Game 2	Game 3	Game 4	Game 5
B	DOHERTY Sean	SCO	1	11	5	9	10	
Y	WANG Zhen Eugene	CAN	3	8	11	11	12	
Duration of Match 2			37min	8min	6min	8min	11min	

Match 3			Match	Game 1	Game 2	Game 3	Game 4	Game 5
C/B	HOWIESON C / DOHERTY S	SCO	3	11	9	4	11	11
Z/X	THERIAULT PL / HO A	CAN	2	6	11	11	7	9
Duration of Match 3			40min	6min	7min	5min	7min	10min

Match 4			Match	Game 1	Game 2	Game 3	Game 4	Game 5
A	RUMGAY Gavin	SCO	3	6	4	11	12	11
Z	THERIAULT Pierre-Luc	CAN	2	11	11	9	10	2
Duration of Match 4			35min	5min	4min	7min	7min	5min

Duration of Team Match	2h37min
------------------------	---------

Player Statistics	Scotland (SCO)					Team Match	Canada (CAN)					Team Match
	Match						Match					
	1	2	3	4	5		1	2	3	4	5	
Points won	33	35	45	44		157	18	41	44	42		145
Biggest lead	7	4	5	9		9	2	8	7	7		8
Points won on own serve	16	13	25	27		81	9	16	25	26		76
Points lost on own serve	9	25	19	16		69	17	22	20	17		76
Most consecutive points won	6	4	4	9		9	3	9	5	6		9
Greatest deficit overcome	2	-	3	4		4	-	2	4	2		4

#### NOTES

The "Greatest deficit overcome" only applies when the player/pair ends up winning the game.

#### LEGEND

MT Men's Team



## Detailed Team Match Results

Scotland (SCO) 3 - 1 Canada (CAN)

Match 1: RUMGAY Gavin (SCO) 3-0 HO Andre (CAN)

Match Summary		Match	Game 1	Game 2	Game 3	Game 4	Game 5
RUMGAY Gavin	SCO	3	11	11	11		
HO Andre	CAN	0	8	7	4		
	Duration	24min	8min	6min	6min		

Team Match No : MT23 Table : 1 Umpires : JACKSON Brian (ENG) SAVVA Andreas (CYP)

Player Statistics	RUMGAY Gavin (SCO)						HO Andre (CAN)					
	Game					Match	Game					Match
	1	2	3	4	5		1	2	3	4	5	
Points won	11	11	11			33	8	7	3			18
Biggest lead	4	4	7			7	-	1	2			2
Points won on own serve	5	4	7			16	3	3	3			9
Points lost on own serve	5	4	0			9	6	7	4			17
Most consecutive points won	4	3	6			6	3	2	2			3
Greatest deficit overcome	-	1	2			2	-	-	-			-
Handedness/Grip	Right/						Right/					

### Game Progress

1	RUMGAY Gavin (SCO)	*0	1	*3	4	*5	6	*6	8	*10	10	11
	HO Andre (CAN)	0	*1	1	*2	3	*4	6	*6	6	*8	8
2	RUMGAY Gavin (SCO)	0	*1	3	*4	4	*6	7	*8	9	11	
	HO Andre (CAN)	*0	1	*1	2	*4	4	*5	6	*7	7	
3	RUMGAY Gavin (SCO)	0	1	*1	3	*5	7	*8	10	11		
	HO Andre (CAN)	0	*1	3	*3	3	*3	4	*4	4		

### NOTES

"\*" denotes server. The "Greatest deficit overcome" only applies when the player ends up winning the game.

### LEGEND

MT Men's Team





## Detailed Team Match Results

Scotland (SCO) 3 - 1 Canada (CAN)

Match 2: DOHERTY Sean (SCO) 1-3 WANG Zhen Eugene (CAN)

Match Summary		Match	Game 1	Game 2	Game 3	Game 4	Game 5
DOHERTY Sean	SCO	1	11	5	9	10	
WANG Zhen Eugene	CAN	3	8	11	11	12	
	Duration	37min	8min	6min	8min	11min	

Team Match No : MT23 Table : 1 Umpires : JACKSON Brian (ENG) SAVVA Andreas (CYP)

Player Statistics	DOHERTY Sean (SCO)						WANG Zhen Eugene (CAN)					
	Game					Match	Game					Match
	1	2	3	4	5		1	2	3	4	5	
Points won	11	5	9	10		35	8	11	10	12		41
Biggest lead	4	1	2	1		4	-	8	3	2		8
Points won on own serve	3	3	3	4		13	1	6	4	5		16
Points lost on own serve	7	5	6	7		25	8	2	6	6		22
Most consecutive points won	4	2	3	2		4	3	9	3	3		9
Greatest deficit overcome	-	-	-	-		-	-	1	2	1		2
Handedness/Grip	Right/						Right/					

### Game Progress

1	DOHERTY Sean (SCO)	*0	2	*4	4	*5	5	*7	7	*9	10	11		
	WANG Zhen Eugene (CAN)	0	*0	0	*2	3	*5	5	*7	7	*8	8		
2	DOHERTY Sean (SCO)	0	*1	1	*1	1	*1	3	*4	5				
	WANG Zhen Eugene (CAN)	*0	1	*3	5	*7	9	*9	10	11				
3	DOHERTY Sean (SCO)	0	1	*3	3	*4	4	*5	6	*7	8	9		
	WANG Zhen Eugene (CAN)	0	*1	1	*3	4	*6	7	*8	9	*10	11		
4	DOHERTY Sean (SCO)	0	*1	2	*3	4	*5	5	*7	8	*9	10	*10	10
	WANG Zhen Eugene (CAN)	*0	1	*2	3	*4	5	*7	7	*8	9	*10	11	12

### NOTES

"\*" denotes server. The "Greatest deficit overcome" only applies when the player ends up winning the game.

### LEGEND

MT Men's Team



## Detailed Team Match Results

Scotland (SCO) 3 - 1 Canada (CAN)

**Match 3:**                      **HOWIESON Craig (SCO)      3-2      THERIAULT Pierre-Luc (CAN)**  
   **DOHERTY Sean                                      HO Andre**

Match Summary		Match	Game 1	Game 2	Game 3	Game 4	Game 5
HOWIESON Craig / DOHERTY S	SCO	3	11	9	4	11	11
THERIAULT Pierre-Luc / HO A	CAN	2	6	11	11	7	9
Duration		40min	6min	7min	5min	7min	10min

Team Match No : MT23    Table : 1    Umpires : JACKSON Brian (ENG) SAVVA Andreas (CYP)

Player Statistics	HOWIESON C / DOHERTY S (SCO)						THERIAULT PL / HO A (CAN)					
	Game					Match	Game					Match
	1	2	3	4	5		1	2	3	4	5	
Points won	11	9	4	10	11	45	6	11	11	7	9	44
Biggest lead	5	4	-	4	2	5	1	2	7	1	3	7
Points won on own serve	6	5	1	6	7	25	4	6	5	4	6	25
Points lost on own serve	2	5	6	3	3	19	5	4	3	4	4	20
Most consecutive points won	4	4	1	3	4	4	2	3	5	2	3	5
Greatest deficit overcome	1	-	-	1	3	3	-	4	-	-	-	4
Handedness/Grip	Right/ - Right/						Left/ - Right/					

### Game Progress

1	HOWIESON C / DOHERTY S (SCO)	0	*-1	3	*-4	5	*-6	7	*-8	10	11	
	THERIAULT PL / HO A (CAN)	*-0	1	*-1	2	*-3	4	*-5	6	*-6	6	
2	HOWIESON C / DOHERTY S (SCO)	*-0	2	*-4	4	*-5	6	*-7	8	*-8	9	9
	THERIAULT PL / HO A (CAN)	0	*-0	0	*-2	3	*-4	5	*-6	8	*-9	11
3	HOWIESON C / DOHERTY S (SCO)	0	*-1	1	*-2	3	*-4	4	*-4	4		
	THERIAULT PL / HO A (CAN)	*-0	1	*-3	4	*-5	6	*-8	10	11		
4	HOWIESON C / DOHERTY S (SCO)	0	1	*-3	4	*-4	5	*-6	8	*-9	11	
	THERIAULT PL / HO A (CAN)	0	*-1	1	*-2	4	*-5	6	*-6	7	7	
5	HOWIESON C / DOHERTY S (SCO)	0	*-0	1	*-2	3	*-4	5	*-7	9	*-9	11
	THERIAULT PL / HO A (CAN)	*-0	2	*-3	4	*-5	6	*-7	7	*-7	9	9

### NOTES

"\*-." denotes first player of pair is server, "-\*" denotes second player of pair is server. The "Greatest deficit overcome" only applies when the pair ends up winning the game.

### LEGEND

MT Men's Team



## Detailed Team Match Results

Scotland (SCO) 3 - 1 Canada (CAN)

Match 4: RUMGAY Gavin (SCO) 3-2 THERIAULT Pierre-Luc (CAN)

Match Summary		Match	Game 1	Game 2	Game 3	Game 4	Game 5
RUMGAY Gavin	SCO	3	6	4	11	12	11
THERIAULT Pierre-Luc	CAN	2	11	11	9	10	2
Duration		35min	5min	4min	7min	7min	5min

Team Match No : MT23 Table : 1 Umpires : JACKSON Brian (ENG) SAVVA Andreas (CYP)

Player Statistics	RUMGAY Gavin (SCO)						THERIAULT Pierre-Luc (CAN)					
	Game					Match	Game					Match
	1	2	3	4	5		1	2	3	4	5	
Points won	6	4	11	12	11	44	11	11	9	10	1	42
Biggest lead	2	2	2	4	9	9	5	7	4	1	1	7
Points won on own serve	6	3	6	6	6	27	8	7	5	5	1	26
Points lost on own serve	3	4	4	5	0	16	0	1	5	6	5	17
Most consecutive points won	2	3	3	3	9	9	4	6	4	3	1	6
Greatest deficit overcome	-	-	4	1	1	4	2	2	-	-	-	2
Handedness/Grip	Right/						Left/					

### Game Progress

1	RUMGAY Gavin (SCO)	*0	2	*2	3	*3	5	*5	6	*6	6			
	THERIAULT Pierre-Luc (CAN)	0	*0	2	*3	5	*5	7	*8	10	11			
2	RUMGAY Gavin (SCO)	0	*1	3	*3	3	*3	4	*4	4				
	THERIAULT Pierre-Luc (CAN)	*0	1	*1	3	*5	7	*8	10	11				
3	RUMGAY Gavin (SCO)	*0	1	*1	1	*2	4	*5	7	*8	9	11		
	THERIAULT Pierre-Luc (CAN)	0	*1	3	*5	6	*6	7	*7	8	*9	9		
4	RUMGAY Gavin (SCO)	0	*1	2	*4	5	*6	8	*8	9	*10	10	*11	12
	THERIAULT Pierre-Luc (CAN)	*0	1	*2	2	*3	4	*4	6	*7	8	*10	10	10
5	RUMGAY Gavin (SCO)	0	1	*2	4	*6	8	*10	11					
	THERIAULT Pierre-Luc (CAN)	0	*1	2	*2	2	*2	2	2					

### NOTES

"\*" denotes server. The "Greatest deficit overcome" only applies when the player ends up winning the game.

### LEGEND

MT Men's Team



## Detailed Team Match Results

### Uganda (UGA) 3 - 0 United Republic of Tanzania (TAN)

Team Match No : MT24 Table : 8 Umpires : CHAY Winnie (SIN) SCARR Val (NZL)

Match 1			Match	Game 1	Game 2	Game 3	Game 4	Game 5
A	<b>CHELIBE Gilton</b>	UGA	3	11	7	11	7	11
X	MUNGILWA Yahya Hassan	TAN	2	5	11	5	11	5
Duration of Match 1			24min	3min	4min	4min	4min	4min

Match 2			Match	Game 1	Game 2	Game 3	Game 4	Game 5
B	<b>MAFABI Kevin Evans</b>	UGA	3	11	11	11		
Y	TUMAINI Amoni Amaniel	TAN	0	7	9	6		
Duration of Match 2			14min	4min	5min	4min		

Match 3			Match	Game 1	Game 2	Game 3	Game 4	Game 5
C/B	<b>MUTAMBUZE PM / MAFABI KE</b>	UGA	3	11	11	13	11	
Z/Y	MTALASO MI / TUMAINI AA	TAN	1	8	7	15	3	
Duration of Match 3			23min	5min	4min	7min	3min	

Duration of Team Match	<b>1h12min</b>
------------------------	----------------

Player Statistics	Uganda (UGA)					United Republic of Tanzania (TAN)						
	Match					Team Match	Match					Team Match
	1	2	3	4	5		1	2	3	4	5	
Points won	46	33	45			124	37	22	33			92
Biggest lead	6	5	8			8	4	2	3			4
Points won on own serve	24	13	25			62	17	9	17			43
Points lost on own serve	20	13	16			49	22	20	20			62
Most consecutive points won	7	5	6			7	4	2	5			5
Greatest deficit overcome	1	2	3			3	1	-	2			2

#### NOTES

The "Greatest deficit overcome" only applies when the player/pair ends up winning the game.

#### LEGEND

MT Men's Team



## Detailed Team Match Results

**Uganda (UGA) 3 - 0** United Republic of Tanzania (TAN)

**Match 1:** **CHELIBE Gilton (UGA) 3-2** MUNGILWA Yahya Hassan (TAN)

Match Summary		Match	Game 1	Game 2	Game 3	Game 4	Game 5
CHELIBE Gilton	UGA	3	11	7	11	7	11
MUNGILWA Yahya Hassan	TAN	2	5	11	5	11	5
Duration		24min	3min	4min	4min	4min	4min

Team Match No : MT24 Table : 8 Umpires : CHAY Winnie (SIN) SCARR Val (NZL)

Player Statistics	CHELIBE Gilton (UGA)						MUNGILWA Yahya Hassan (TAN)					
	Game					Match	Game					Match
	1	2	3	4	5		1	2	3	4	5	
Points won	11	7	10	7	11	46	5	11	5	11	5	37
Biggest lead	6	1	6	1	6	6	1	4	1	4	-	4
Points won on own serve	5	3	6	6	4	24	2	4	3	7	1	17
Points lost on own serve	3	7	2	4	4	20	6	4	4	1	7	22
Most consecutive points won	6	3	7	2	3	7	1	4	4	3	1	4
Greatest deficit overcome	1	-	1	-	-	1	-	1	-	1	-	1
Handedness/Grip	/						/					

### Game Progress

1	CHELIBE Gilton (UGA)	0	*1	2	*3	5	*7	8	*10	11	
	MUNGILWA Yahya Hassan (TAN)	*0	1	*2	3	*3	3	*4	4	5	
2	CHELIBE Gilton (UGA)	*0	0	*1	2	*4	5	*6	6	*6	7
	MUNGILWA Yahya Hassan (TAN)	0	*2	3	*4	4	*5	6	*8	10	11
3	CHELIBE Gilton (UGA)	0	*1	3	*4	4	*5	7	*9	11	
	MUNGILWA Yahya Hassan (TAN)	0	1	*1	2	*4	5	*5	5	5	
4	CHELIBE Gilton (UGA)	*0	1	*2	3	*3	5	*5	6	*6	7
	MUNGILWA Yahya Hassan (TAN)	0	*1	2	*3	5	*5	7	*8	10	11
5	CHELIBE Gilton (UGA)	0	*2	3	*5	6	*8	9	*10	11	
	MUNGILWA Yahya Hassan (TAN)	*0	0	*1	1	*2	2	*3	4	5	

### NOTES

"\*" denotes server. The "Greatest deficit overcome" only applies when the player ends up winning the game.

### LEGEND

MT Men's Team



## Detailed Team Match Results

**Uganda (UGA) 3 - 0** United Republic of Tanzania (TAN)

**Match 2: MAFABI Kevin Evans (UGA) 3-0 TUMAINI Amoni Amanuel (TAN)**

Match Summary		Match	Game 1	Game 2	Game 3	Game 4	Game 5
MAFABI Kevin Evans	UGA	3	11	11	11		
TUMAINI Amoni Amanuel	TAN	0	7	9	6		
Duration		14min	4min	5min	4min		

Team Match No : MT24 Table : 8 Umpires : CHAY Winnie (SIN) SCARR Val (NZL)

Player Statistics	MAFABI Kevin Evans (UGA)						TUMAINI Amoni Amanuel (TAN)					
	Game					Match	Game					Match
	1	2	3	4	5		1	2	3	4	5	
Points won	11	11	11			33	7	9	6			22
Biggest lead	5	2	5			5	-	2	-			2
Points won on own serve	5	4	4			13	4	3	2			9
Points lost on own serve	3	6	4			13	6	7	7			20
Most consecutive points won	3	3	5			5	2	2	2			2
Greatest deficit overcome	-	2	-			2	-	-	-			-
Handedness/Grip	/						/					

### Game Progress

1	MAFABI Kevin Evans (UGA)	0	*2	3	*4	6	*7	8	*9	10	11	
	TUMAINI Amoni Amanuel (TAN)	*0	0	*1	2	*2	3	*4	5	*6	7	
2	MAFABI Kevin Evans (UGA)	*0	1	*1	2	*4	5	*6	7	*9	9	11
	TUMAINI Amoni Amanuel (TAN)	0	*1	3	*4	4	*5	6	*7	7	*9	9
3	MAFABI Kevin Evans (UGA)	0	*2	2	*4	6	*7	8	*9	10	11	
	TUMAINI Amoni Amanuel (TAN)	*0	0	*2	2	*2	3	*4	5	*6	6	

### NOTES

"\*" denotes server. The "Greatest deficit overcome" only applies when the player ends up winning the game.

### LEGEND

MT Men's Team



## Detailed Team Match Results

**Uganda (UGA) 3 - 0** United Republic of Tanzania (TAN)

**Match 3: MUTAMBUZE Paul Moody (UGA) 3-1** MTALASO Masoud Issa (TAN)  
**MAFABI Kevin Evans** TUMAINI Amoni Amanieli

Match Summary		Match	Game 1	Game 2	Game 3	Game 4	Game 5
MUTAMBUZE Paul Moody / MAFABI KE	UGA	3	11	11	13	11	
MTALASO Masoud Issa / TUMAINI AA	TAN	1	8	7	15	3	
Duration		23min	5min	4min	7min	3min	

Team Match No : MT24 Table : 8 Umpires : CHAY Winnie (SIN) SCARR Val (NZL)

Player Statistics	MUTAMBUZE PM / MAFABI KE (UGA)						MTALASO MI / TUMAINI AA (TAN)					
	Game					Match	Game					Match
	1	2	3	4	5		1	2	3	4	5	
Points won	11	11	12	11		45	8	7	15	3		33
Biggest lead	3	4	2	8		8	1	3	2	-		3
Points won on own serve	6	7	5	7		25	5	4	6	2		17
Points lost on own serve	3	3	9	1		16	5	4	7	4		20
Most consecutive points won	3	6	3	6		6	2	5	3	2		5
Greatest deficit overcome	1	3	-	-		3	-	-	2	-		2
Handedness/Grip	/ - /						/ - /					

### Game Progress

1	MUTAMBUZE PM / MAFABI KE (UGA)	0	*-1	3	*-3	4	*-5	6	*-7	8	*-10	11						
	MTALASO MI / TUMAINI AA (TAN)	*-0	1	*-1	3	*-4	5	*-6	7	*-8	8	8						
2	MUTAMBUZE PM / MAFABI KE (UGA)	*-0	2	*-2	2	*-3	5	*-7	8	*-9	11							
	MTALASO MI / TUMAINI AA (TAN)	0	*-0	2	*-4	5	*-5	5	*-6	7	7							
3	MUTAMBUZE PM / MAFABI KE (UGA)	0	*-1	2	*-3	3	*-5	6	*-8	9	*-9	10	*-11	11	*-11	12	*-13	13
	MTALASO MI / TUMAINI AA (TAN)	0	1	*-2	3	*-5	5	*-6	6	*-7	9	*-10	10	*-11	12	*-12	12	*-13
		*-13	13															
		14	15															
4	MUTAMBUZE PM / MAFABI KE (UGA)	*-0	1	*-3	5	*-5	7	*-9	11									
	MTALASO MI / TUMAINI AA (TAN)	0	*-1	1	*-1	3	*-3	3	3									

### NOTES

"\*-." denotes first player of pair is server, "-\*" denotes second player of pair is server. The "Greatest deficit overcome" only applies when the pair ends up winning the game.

### LEGEND

MT Men's Team



## Detailed Team Match Results

### Canada (CAN) 3 - 0 United Republic of Tanzania (TAN)

Team Match No : MT9 Table : 10 Umpires : HO Fanny (AUS) REID Lynda (ENG)

Match 1			Match	Game 1	Game 2	Game 3	Game 4	Game 5
A	WANG Zhen Eugene	CAN	3	11	11	11		
X	MTALASO Masoud Issa	TAN	0	5	3	1		
Duration of Match 1			14min	6min	5min	4min		

Match 2			Match	Game 1	Game 2	Game 3	Game 4	Game 5
B	HO Andre	CAN	3	11	11	11		
Y	TUMAINI Amoni Amaniel	TAN	0	4	3	1		
Duration of Match 2			12min	4min	5min	4min		

Match 3			Match	Game 1	Game 2	Game 3	Game 4	Game 5
C/A	THERIAULT PL / WANG ZE	CAN	3	11	11	11		
Z/X	MUNGILWA YH / MTALASO MI	TAN	0	2	3	1		
Duration of Match 3			12min	3min	5min	3min		

Duration of Team Match	54min
------------------------	-------

Player Statistics	Canada (CAN)					United Republic of Tanzania (TAN)						
	Match					Team Match	Match					Team Match
	1	2	3	4	5		1	2	3	4	5	
Points won	33	32	32			97	8	8	6			22
Biggest lead	10	10	10			10	1	-	-			1
Points won on own serve	19	16	16			51	5	4	3			12
Points lost on own serve	3	4	3			10	14	16	16			46
Most consecutive points won	11	10	8			11	2	2	1			2
Greatest deficit overcome	1	-	-			1	-	-	-			-

#### NOTES

The "Greatest deficit overcome" only applies when the player/pair ends up winning the game.

#### LEGEND

MT Men's Team





## Detailed Team Match Results

Canada (CAN) 3 - 0 United Republic of Tanzania (TAN)

Match 1: WANG Zhen Eugene (CAN) 3-0 MTALASO Masoud Issa (TAN)

Match Summary		Match	Game 1	Game 2	Game 3	Game 4	Game 5
WANG Zhen Eugene	CAN	3	11	11	11		
MTALASO Masoud Issa	TAN	0	5	3	1		
Duration		14min	6min	5min	4min		

Team Match No : MT9 Table : 10 Umpires : HO Fanny (AUS) REID Lynda (ENG)

Player Statistics	WANG Zhen Eugene (CAN)						MTALASO Masoud Issa (TAN)					
	Game					Match	Game					Match
	1	2	3	4	5		1	2	3	4	5	
Points won	11	11	11			33	5	3	0			8
Biggest lead	6	8	10			10	1	-	1			1
Points won on own serve	8	5	6			19	5	0	0			5
Points lost on own serve	0	3	0			3	3	6	5			14
Most consecutive points won	4	4	11			11	2	1	1			2
Greatest deficit overcome	1	-	1			1	-	-	-			-
Handedness/Grip	Right/						/					

### Game Progress

1	WANG Zhen Eugene (CAN)	0	*1	3	*4	6	*6	8	*9	11
	MTALASO Masoud Issa (TAN)	*0	1	*1	2	*2	4	*4	5	5
2	WANG Zhen Eugene (CAN)	*0	1	*3	4	*6	7	*9	11	
	MTALASO Masoud Issa (TAN)	0	*1	1	*2	2	*3	3	3	
3	WANG Zhen Eugene (CAN)	0	*1	3	*5	7	*9	11		
	MTALASO Masoud Issa (TAN)	0	1	*1	1	*1	1	1	1	

### NOTES

"\*" denotes server. The "Greatest deficit overcome" only applies when the player ends up winning the game.

### LEGEND

MT Men's Team



## Detailed Team Match Results

Canada (CAN) 3 - 0 United Republic of Tanzania (TAN)

Match 2: HO Andre (CAN) 3-0 TUMAINI Amoni Amanuel (TAN)

Match Summary		Match	Game 1	Game 2	Game 3	Game 4	Game 5
HO Andre	CAN	3	11	11	11		
TUMAINI Amoni Amanuel	TAN	0	4	3	1		
Duration		12min	4min	5min	4min		

Team Match No : MT9 Table : 10 Umpires : HO Fanny (AUS) REID Lynda (ENG)

Player Statistics	HO Andre (CAN)						TUMAINI Amoni Amanuel (TAN)					
	Game					Match	Game					Match
	1	2	3	4	5		1	2	3	4	5	
Points won	11	10	11			32	4	3	1			8
Biggest lead	7	8	10			10	-	-	-			-
Points won on own serve	4	6	6			16	1	2	1			4
Points lost on own serve	3	1	0			4	7	4	5			16
Most consecutive points won	5	5	10			10	2	1	1			2
Greatest deficit overcome	-	-	-			-	-	-	-			-
Handedness/Grip	Right/						/					

### Game Progress

1	HO Andre (CAN)	0	*2	3	*5	5	*6	8	*10	11
	TUMAINI Amoni Amanuel (TAN)	*0	0	*1	1	*3	4	*4	4	4
2	HO Andre (CAN)	0	2	*3	4	*6	8	*9	11	
	TUMAINI Amoni Amanuel (TAN)	0	*0	1	*2	2	*2	3	3	
3	HO Andre (CAN)	0	*1	3	*5	7	*9	11		
	TUMAINI Amoni Amanuel (TAN)	*0	1	*1	1	*1	1	1		

### NOTES

"\*" denotes server. The "Greatest deficit overcome" only applies when the player ends up winning the game.

### LEGEND

MT Men's Team



## Detailed Team Match Results

Canada (CAN) 3 - 0 United Republic of Tanzania (TAN)

**Match 3:** **THERIAULT Pierre-Luc (CAN)** 3-0 **MUNGILWA Yahya Hassan (TAN)**  
**WANG Zhen Eugene** **MTALASO Masoud Issa**

Match Summary		Match	Game 1	Game 2	Game 3	Game 4	Game 5
<b>THERIAULT Pierre-Luc / WANG ZE</b>	CAN	3	11	11	11		
MUNGILWA Yahya Hassan / MTALASO MI	TAN	0	2	3	1		
Duration		12min	3min	5min	3min		

Team Match No : MT9 Table : 10 Umpires : HO Fanny (AUS) REID Lynda (ENG)

Player Statistics	THERIAULT PL / WANG ZE (CAN)						MUNGILWA YH / MTALASO MI (TAN)					
	Game					Match	Game					Match
	1	2	3	4	5		1	2	3	4	5	
Points won	11	11	10			32	2	3	1			6
Biggest lead	9	8	10			10	-	-	-			-
Points won on own serve	6	5	5			16	2	1	0			3
Points lost on own serve	0	2	1			3	5	6	5			16
Most consecutive points won	8	6	6			8	1	1	1			1
Greatest deficit overcome	-	-	-			-	-	-	-			-
Handedness/Grip	Left/ - Right/						/ - /					

### Game Progress

1	<b>THERIAULT PL / WANG ZE (CAN)</b>	0	*-1	3	*-4	6	*-8	10	11
	MUNGILWA YH / MTALASO MI (TAN)	*-0	1	*-1	2	*-2	2	*-2	2
2	<b>THERIAULT PL / WANG ZE (CAN)</b>	0	2	*-3	4	*-6	8	*-10	11
	MUNGILWA YH / MTALASO MI (TAN)	*-0	*-0	1	*-2	2	*-2	2	3
3	<b>THERIAULT PL / WANG ZE (CAN)</b>	0	*-2	4	*-6	7	*-9	11	
	MUNGILWA YH / MTALASO MI (TAN)	0	0	*-0	0	*-1	1	1	1

### NOTES

"\*-." denotes first player of pair is server, "-\*" denotes second player of pair is server. The "Greatest deficit overcome" only applies when the pair ends up winning the game.

### LEGEND

MT Men's Team



## Detailed Team Match Results

### Uganda (UGA) 0 - 3 Scotland (SCO)

Team Match No : MT10 Table : 1 Umpires : ARINYE Cecilia (NGR) CHAN Gregory (CAN)

Match 1			Match	Game 1	Game 2	Game 3	Game 4	Game 5
A	MAFABI Kevin Evans	UGA	0	6	7	1		
X	RUMGAY Gavin	SCO	3	11	11	11		
Duration of Match 1			16min	5min	5min	3min		

Match 2			Match	Game 1	Game 2	Game 3	Game 4	Game 5
B	MUTAMBUZE Paul Moody	UGA	0	2	2	6		
Y	HOWIESON Craig	SCO	3	11	11	11		
Duration of Match 2			17min	5min	4min	5min		

Match 3			Match	Game 1	Game 2	Game 3	Game 4	Game 5
C/A	CHELIBE G / MAFABI KE	UGA	0	2	4	7		
Z/Y	DOHERTY S / HOWIESON C	SCO	3	11	11	11		
Duration of Match 3			15min	3min	4min	5min		

Duration of Team Match	1h1min
------------------------	--------

Player Statistics	Uganda (UGA)					Team Match	Scotland (SCO)					Team Match
	Match						Match					
	1	2	3	4	5		1	2	3	4	5	
Points won	14	10	12			36	32	32	33			97
Biggest lead	-	2	1			2	10	9	9			10
Points won on own serve	8	5	5			18	16	16	16			48
Points lost on own serve	16	16	17			49	6	5	7			18
Most consecutive points won	3	3	3			3	7	11	8			11
Greatest deficit overcome	-	-	-			-	-	2	1			2

#### NOTES

The "Greatest deficit overcome" only applies when the player/pair ends up winning the game.

#### LEGEND

MT Men's Team



### Detailed Team Match Results

Uganda (UGA) **0 - 3** Scotland (SCO)

**Match 1:** MAFABI Kevin Evans (UGA) **0-3** RUMGAY Gavin (SCO)

Match Summary		Match	Game 1	Game 2	Game 3	Game 4	Game 5
MAFABI Kevin Evans	UGA	0	6	7	1		
RUMGAY Gavin	SCO	3	11	11	11		
Duration		16min	5min	5min	3min		

Team Match No : MT10 Table : 1 Umpires : ARINYE Cecilia (NGR) CHAN Gregory (CAN)

Player Statistics	MAFABI Kevin Evans (UGA)						RUMGAY Gavin (SCO)					
	Game					Match	Game					Match
	1	2	3	4	5		1	2	3	4	5	
Points won	6	7	1			14	11	11	10			32
Biggest lead	-	-	-			-	5	4	10			10
Points won on own serve	5	2	1			8	8	3	5			16
Points lost on own serve	3	8	5			16	1	5	0			6
Most consecutive points won	3	2	1			3	3	3	7			7
Greatest deficit overcome	-	-	-			-	-	-	-			-
Handedness/Grip	/						Right/					

#### Game Progress

1	MAFABI Kevin Evans (UGA)	0	*0	1	*1	3	*4	5	*5	6	6
	RUMGAY Gavin (SCO)	*0	2	*3	5	*5	6	*7	9	*10	11
2	MAFABI Kevin Evans (UGA)	*0	1	*2	3	*4	4	*5	5	*7	7
	RUMGAY Gavin (SCO)	0	*1	2	*3	4	*6	7	*9	9	11
3	MAFABI Kevin Evans (UGA)	0	*0	0	*0	1	*1	1			
	RUMGAY Gavin (SCO)	0	2	*4	6	*7	9	11			

#### NOTES

"\*" denotes server. The "Greatest deficit overcome" only applies when the player ends up winning the game.

#### LEGEND

MT Men's Team



### Detailed Team Match Results

Uganda (UGA) **0 - 3** Scotland (SCO)

**Match 2:** MUTAMBUZE Paul Moody (UGA) **0-3** HOWIESON Craig (SCO)

Match Summary		Match	Game 1	Game 2	Game 3	Game 4	Game 5
MUTAMBUZE Paul Moody	UGA	0	2	2	6		
HOWIESON Craig	SCO	3	11	11	11		
Duration		17min	5min	4min	5min		

Team Match No : MT10 Table : 1 Umpires : ARINYE Cecilia (NGR) CHAN Gregory (CAN)

Player Statistics	MUTAMBUZE Paul Moody (UGA)						HOWIESON Craig (SCO)					
	Game					Match	Game					Match
	1	2	3	4	5		1	2	3	4	5	
Points won	2	2	6			10	11	11	10			32
Biggest lead	2	-	-			2	9	9	7			9
Points won on own serve	0	1	4			5	5	5	6			16
Points lost on own serve	6	6	4			16	2	1	2			5
Most consecutive points won	2	1	3			3	11	7	6			11
Greatest deficit overcome	-	-	-			-	2	-	-			2
Handedness/Grip	/						Right/					

#### Game Progress

1	MUTAMBUZE Paul Moody (UGA)	0	*2	2	*2	2	*2	2	2	2	
	HOWIESON Craig (SCO)	*0	0	*2	4	*6	8	*10	11		
2	MUTAMBUZE Paul Moody (UGA)	*0	0	*1	2	*2	2	*2	2	2	
	HOWIESON Craig (SCO)	0	*2	3	*4	6	*8	10	11		
3	MUTAMBUZE Paul Moody (UGA)	0	*1	2	*2	2	*2	3	*4	6	6
	HOWIESON Craig (SCO)	0	1	*2	4	*6	8	*9	10	*10	11

#### NOTES

"\*" denotes server. The "Greatest deficit overcome" only applies when the player ends up winning the game.

#### LEGEND

MT Men's Team



## Detailed Team Match Results

Uganda (UGA) **0 - 3** Scotland (SCO)

**Match 3:** CHELIBE Gilton (UGA) **0-3** DOHERTY Sean (SCO)  
MAFABI Kevin Evans HOWIESON Craig

Match Summary		Match	Game 1	Game 2	Game 3	Game 4	Game 5
CHELIBE Gilton / MAFABI KE	UGA	0	2	4	7		
DOHERTY Sean / HOWIESON C	SCO	3	11	11	11		
Duration		15min	3min	4min	5min		

Team Match No : MT10 Table : 1 Umpires : ARINYE Cecilia (NGR) CHAN Gregory (CAN)

Player Statistics	CHELIBE G / MAFABI KE (UGA)						DOHERTY S / HOWIESON C (SCO)					
	Game					Match	Game					Match
	1	2	3	4	5		1	2	3	4	5	
Points won	2	4	6			12	11	11	11			33
Biggest lead	1	-	1			1	9	9	5			9
Points won on own serve	0	2	3			5	5	5	6			16
Points lost on own serve	6	6	5			17	2	2	3			7
Most consecutive points won	1	3	2			3	7	8	6			8
Greatest deficit overcome	-	-	-			-	1	-	1			1
Handedness/Grip	/ - /						Right/ - Right/					

### Game Progress

1	CHELIBE Gilton (UGA)	0	*-1	1	*-1	1	*-2	2	2
	DOHERTY Sean (SCO)	-*0	1	*-3	5	-*7	8	*-10	11
2	CHELIBE G / MAFABI KE (UGA)	*-0	0	*-1	1	*-1	1	*-2	4
	DOHERTY S / HOWIESON C (SCO)	0	-*2	3	*-5	7	-*9	10	*-10
3	CHELIBE G / MAFABI KE (UGA)	0	*-1	1	*-1	2	*-3	4	*-5
	DOHERTY S / HOWIESON C (SCO)	0	1	*-3	5	*-6	7	-*8	9

### NOTES

"\*-." denotes first player of pair is server, "-\*" denotes second player of pair is server. The "Greatest deficit overcome" only applies when the pair ends up winning the game.

### LEGEND

MT Men's Team



## Detailed Team Match Results

### Australia (AUS) 3 - 0 Zambia (ZAM)

Team Match No : MT39 Table : 5 Umpires : MACKEY John (ENG) HOUSTON Sinclair (SCO)

Match 1			Match	Game 1	Game 2	Game 3	Game 4	Game 5
A	HU Heming	AUS	3	11	11	11		
X	KALALUKA Simasiku	ZAM	0	5	5	6		
Duration of Match 1			11min	2min	5min	5min		

Match 2			Match	Game 1	Game 2	Game 3	Game 4	Game 5
B	POWELL David	AUS	3	11	11	11		
Y	NG'ANDU Friday	ZAM	0	6	4	4		
Duration of Match 2			13min	4min	3min	4min		

Match 3			Match	Game 1	Game 2	Game 3	Game 4	Game 5
C/B	YAN X / POWELL D	AUS	3	11	11	11		
Z/Y	KASANDA N / NG'ANDU F	ZAM	0	1	4	5		
Duration of Match 3			11min	2min	4min	3min		

Duration of Team Match	42min
------------------------	-------

Player Statistics	Australia (AUS)					Zambia (ZAM)						
	Match					Team Match	Match					Team Match
	1	2	3	4	5		1	2	3	4	5	
Points won	33	32	33			98	16	14	9			39
Biggest lead	7	8	10			10	1	-	2			2
Points won on own serve	16	15	18			49	8	6	5			19
Points lost on own serve	8	8	4			20	17	17	15			49
Most consecutive points won	7	8	11			11	3	3	2			3
Greatest deficit overcome	1	-	2			2	-	-	-			-

#### NOTES

The "Greatest deficit overcome" only applies when the player/pair ends up winning the game.

#### LEGEND

MT Men's Team





## Detailed Team Match Results

Australia (AUS) 3 - 0 Zambia (ZAM)

Match 1: HU Heming (AUS) 3-0 KALALUKA Simasiku (ZAM)

Match Summary		Match	Game 1	Game 2	Game 3	Game 4	Game 5
HU Heming	AUS	3	11	11	11		
KALALUKA Simasiku	ZAM	0	5	5	6		
Duration		11min	2min	5min	5min		

Team Match No : MT39 Table : 5 Umpires : MACKEY John (ENG) HOUSTON Sinclair (SCO)

Player Statistics	HU Heming (AUS)						KALALUKA Simasiku (ZAM)					
	Game					Match	Game					Match
	1	2	3	4	5		1	2	3	4	5	
Points won	11	11	11			33	5	5	6			16
Biggest lead	7	7	5			7	-	-	1			1
Points won on own serve	6	5	5			16	3	2	3			8
Points lost on own serve	2	3	3			8	5	6	6			17
Most consecutive points won	7	5	4			7	3	3	1			3
Greatest deficit overcome	-	-	1			1	-	-	-			-
Handedness/Grip	Right/Shakehand						/					

### Game Progress

1	HU Heming (AUS)	0	*2	4	*6	7	*7	8	*9	11	
	KALALUKA Simasiku (ZAM)	*0	0	*0	0	*1	3	*4	5	5	
2	HU Heming (AUS)	*0	2	*3	4	*6	8	*9	9	11	
	KALALUKA Simasiku (ZAM)	0	*0	1	*2	2	*2	3	*5	5	
3	HU Heming (AUS)	0	*1	3	*4	5	*7	8	*9	10	11
	KALALUKA Simasiku (ZAM)	*0	1	*1	2	*3	3	*4	5	*6	6

### NOTES

"\*" denotes server. The "Greatest deficit overcome" only applies when the player ends up winning the game.

### LEGEND

MT Men's Team



## Detailed Team Match Results

Australia (AUS) 3 - 0 Zambia (ZAM)

Match 2: POWELL David (AUS) 3-0 NG'ANDU Friday (ZAM)

Match Summary		Match	Game 1	Game 2	Game 3	Game 4	Game 5
POWELL David	AUS	3	11	11	11		
NG'ANDU Friday	ZAM	0	6	4	4		
	Duration	13min	4min	3min	4min		

Team Match No : MT39 Table : 5 Umpires : MACKEY John (ENG) HOUSTON Sinclair (SCO)

Player Statistics	POWELL David (AUS)						NG'ANDU Friday (ZAM)					
	Game					Match	Game					Match
	1	2	3	4	5		1	2	3	4	5	
Points won	11	11	10			32	6	4	4			14
Biggest lead	7	8	7			8	-	-	-			-
Points won on own serve	3	6	6			15	1	2	3			6
Points lost on own serve	5	2	1			8	8	5	4			17
Most consecutive points won	4	8	3			8	3	2	1			3
Greatest deficit overcome	-	-	-			-	-	-	-			-
Handedness/Grip	Right/Shakehand						/					

### Game Progress

1	POWELL David (AUS)	0	*2	3	*5	6	*8	9	*10	10	11
	NG'ANDU Friday (ZAM)	*0	0	*1	1	*2	2	*3	4	*6	6
2	POWELL David (AUS)	*0	2	*4	6	*8	9	*9	10	11	
	NG'ANDU Friday (ZAM)	0	*0	0	*0	0	*1	3	*4	4	
3	POWELL David (AUS)	0	*2	3	*4	6	*7	9	*10	11	
	NG'ANDU Friday (ZAM)	0	0	*1	2	*2	3	*3	4	4	

### NOTES

"\*" denotes server. The "Greatest deficit overcome" only applies when the player ends up winning the game.

### LEGEND

MT Men's Team



## Detailed Team Match Results

Australia (AUS) 3 - 0 Zambia (ZAM)

**Match 3:** YAN Xin (AUS) 3-0 KASANDA Noel (ZAM)  
POWELL David NG'ANDU Friday

Match Summary		Match	Game 1	Game 2	Game 3	Game 4	Game 5
YAN Xin / POWELL D	AUS	3	11	11	11		
KASANDA Noel / NG'ANDU F	ZAM	0	1	4	5		
	Duration	11min	2min	4min	3min		

Team Match No : MT39 Table : 5 Umpires : MACKEY John (ENG) HOUSTON Sinclair (SCO)

Player Statistics	YAN X / POWELL D (AUS)						KASANDA N / NG'ANDU F (ZAM)					
	Game					Match	Game					Match
	1	2	3	4	5		1	2	3	4	5	
Points won	11	11	11			33	1	4	4			9
Biggest lead	10	7	6			10	1	2	1			2
Points won on own serve	6	6	6			18	1	2	2			5
Points lost on own serve	0	2	2			4	5	5	5			15
Most consecutive points won	11	8	5			11	1	2	1			2
Greatest deficit overcome	1	2	1			2	-	-	-			-
Handedness/Grip	Right/Shakehand - Right/Shakehand						/ - /					

### Game Progress

1	YAN X / POWELL D (AUS)	0	*-1	3	*-5	7	*-9	11		
	KASANDA N / NG'ANDU F (ZAM)	*-0	1	*-1	1	*-1	1	1		
2	YAN X / POWELL D (AUS)	*-0	1	*-1	3	*-5	7	*-9	10	11
	KASANDA N / NG'ANDU F (ZAM)	0	*-1	3	*-3	3	*-3	3	*-4	4
3	YAN X / POWELL D (AUS)	0	*-1	3	*-5	6	*-7	9	*-10	11
	KASANDA N / NG'ANDU F (ZAM)	0	1	*-1	1	*-2	3	*-3	4	5

### NOTES

"\*-." denotes first player of pair is server, "-\*" denotes second player of pair is server. The "Greatest deficit overcome" only applies when the pair ends up winning the game.

### LEGEND

MT Men's Team



## Detailed Team Match Results

### Malaysia (MAS) 3 - 0 Saint Lucia (LCA)

Team Match No : MT40 Table : 4 Umpires : ARINYE Cecilia (NGR) CHAN Gregory (CAN)

Match 1			Match	Game 1	Game 2	Game 3	Game 4	Game 5
A	<b>IBRAHIM Muhd Shakirin</b>	MAS	3	11	11	11		
X	PIERRE Jedaiah	LCA	0	2	3	4		
Duration of Match 1			12min	3min	3min	4min		

Match 2			Match	Game 1	Game 2	Game 3	Game 4	Game 5
B	<b>DUNLEY Foo</b>	MAS	3	11	11	11		
Y	ALBERT Adrian	LCA	0	6	7	7		
Duration of Match 2			15min	4min	4min	4min		

Match 3			Match	Game 1	Game 2	Game 3	Game 4	Game 5
C/B	<b>CHEE FENG L / DUNLEY F</b>	MAS	3	14	11	11		
Z/Y	WELLS C / ALBERT A	LCA	0	12	9	3		
Duration of Match 3			18min	6min	5min	4min		

Duration of Team Match	<b>57min</b>
------------------------	--------------

Player Statistics	Malaysia (MAS)					Saint Lucia (LCA)						
	Match					Team Match	Match					Team Match
	1	2	3	4	5		1	2	3	4	5	
Points won	33	33	35			101	9	19	24			52
Biggest lead	9	5	8			9	1	2	4			4
Points won on own serve	17	16	15			48	5	9	10			24
Points lost on own serve	4	10	14			28	16	17	20			53
Most consecutive points won	8	6	4			8	2	3	3			3
Greatest deficit overcome	1	2	4			4	-	-	-			-

#### NOTES

The "Greatest deficit overcome" only applies when the player/pair ends up winning the game.

#### LEGEND

MT Men's Team



## Detailed Team Match Results

Malaysia (MAS) 3 - 0 Saint Lucia (LCA)

Match 1: IBRAHIM Muhd Shakirin (MAS) 3-0 PIERRE Jedaiah (LCA)

Match Summary		Match	Game 1	Game 2	Game 3	Game 4	Game 5
IBRAHIM Muhd Shakirin	MAS	3	11	11	11		
PIERRE Jedaiah	LCA	0	2	3	4		
Duration		12min	3min	3min	4min		

Team Match No : MT40 Table : 4 Umpires : ARINYE Cecilia (NGR) CHAN Gregory (CAN)

Player Statistics	IBRAHIM Muhd Shakirin (MAS)						PIERRE Jedaiah (LCA)					
	Game					Match	Game					Match
	1	2	3	4	5		1	2	3	4	5	
Points won	11	11	11			33	2	3	4			9
Biggest lead	9	8	8			9	1	-	-			1
Points won on own serve	6	6	5			17	2	1	2			5
Points lost on own serve	0	2	2			4	5	5	6			16
Most consecutive points won	8	6	6			8	1	1	2			2
Greatest deficit overcome	1	-	-			1	-	-	-			-
Handedness/Grip	Right/						Right/					

### Game Progress

1	IBRAHIM Muhd Shakirin (MAS)	0	*1	3	*5	7	*8	10	11	
	PIERRE Jedaiah (LCA)	*0	1	*1	1	*1	2	*2	2	
2	IBRAHIM Muhd Shakirin (MAS)	*0	1	*3	4	*5	7	*9	11	
	PIERRE Jedaiah (LCA)	0	*1	1	*2	3	*3	3	3	
3	IBRAHIM Muhd Shakirin (MAS)	0	*2	4	*6	7	*9	10	*10	11
	PIERRE Jedaiah (LCA)	*0	0	*0	0	*1	1	*2	4	4

### NOTES

"\*" denotes server. The "Greatest deficit overcome" only applies when the player ends up winning the game.

### LEGEND

MT Men's Team



## Detailed Team Match Results

Malaysia (MAS) 3 - 0 Saint Lucia (LCA)

Match 2: DUNLEY Foo (MAS) 3-0 ALBERT Adrian (LCA)

Match Summary		Match	Game 1	Game 2	Game 3	Game 4	Game 5
DUNLEY Foo	MAS	3	11	11	11		
ALBERT Adrian	LCA	0	6	7	7		
Duration		15min	4min	4min	4min		

Team Match No : MT40 Table : 4 Umpires : ARINYE Cecilia (NGR) CHAN Gregory (CAN)

Player Statistics	DUNLEY Foo (MAS)						ALBERT Adrian (LCA)					
	Game					Match	Game					Match
	1	2	3	4	5		1	2	3	4	5	
Points won	11	11	11			33	6	7	6			19
Biggest lead	5	4	4			5	-	2	2			2
Points won on own serve	6	5	5			16	4	2	3			9
Points lost on own serve	2	5	3			10	5	6	6			17
Most consecutive points won	4	4	6			6	3	2	3			3
Greatest deficit overcome	-	2				2	-	-	-			-
Handedness/Grip	Right/						Right/					

### Game Progress

1	DUNLEY Foo (MAS)	0	*2	3	*3	5	*7	8	*8	10	11
	ALBERT Adrian (LCA)	*0	0	*1	3	*3	3	*4	6	*6	6
2	DUNLEY Foo (MAS)	*0	0	*2	3	*5	6	*7	8	*9	11
	ALBERT Adrian (LCA)	0	*2	2	*3	3	*4	5	*6	7	7
3	DUNLEY Foo (MAS)	0	*1	3	*3	4	*5	5	*7	9	11
	ALBERT Adrian (LCA)	0	1	*1	3	*4	5	*7	7	*7	7

### NOTES

"\*" denotes server. The "Greatest deficit overcome" only applies when the player ends up winning the game.

### LEGEND

MT Men's Team



## Detailed Team Match Results

Malaysia (MAS) 3 - 0 Saint Lucia (LCA)

**Match 3:** CHEE FENG Leong (MAS) 3-0 WELLS Chris (LCA)  
DUNLEY Foo ALBERT Adrian

Match Summary		Match	Game 1	Game 2	Game 3	Game 4	Game 5
CHEE FENG Leong / DUNLEY F	MAS	3	14	11	11		
WELLS Chris / ALBERT A	LCA	0	12	9	3		
Duration		18min	6min	5min	4min		

Team Match No : MT40 Table : 4 Umpires : ARINYE Cecilia (NGR) CHAN Gregory (CAN)

Player Statistics	CHEE FENG L / DUNLEY F (MAS)						WELLS C / ALBERT A (LCA)					
	Game					Match	Game					Match
	1	2	3	4	5		1	2	3	4	5	
Points won	14	11	10			35	12	9	3			24
Biggest lead	2	2	8			8	1	4	-			4
Points won on own serve	7	4	4			15	6	3	1			10
Points lost on own serve	6	6	2			14	7	7	6			20
Most consecutive points won	3	4	4			4	3	3	1			3
Greatest deficit overcome	1	4	-			4	-	-	-			-
Handedness/Grip	Right/ - Right/						Right/ - Right/					

### Game Progress

1	CHEE FENG L / DUNLEY F (MAS)	0	*-2	2	*-3	4	*-5	6	*-7	9	*-9	10	*-11	11	*-11	12	*-13	14
	WELLS C / ALBERT A (LCA)	*-0	0	*-2	3	*-4	5	*-6	7	*-7	9	*-10	10	*-11	12	*-12	12	12
2	CHEE FENG L / DUNLEY F (MAS)	*-0	0	*-1	2	*-3	3	*-4	6	*-8	9	11						
	WELLS C / ALBERT A (LCA)	0	*-2	3	*-4	5	*-7	8	*-8	8	*-9	9						
3	CHEE FENG L / DUNLEY F (MAS)	0	*-1	3	*-5	6	*-8	9	11									
	WELLS C / ALBERT A (LCA)	0	1	*-1	1	*-2	2	*-3	3									

### NOTES

"\*-." denotes first player of pair is server, "-\*" denotes second player of pair is server. The "Greatest deficit overcome" only applies when the pair ends up winning the game.

### LEGEND

MT Men's Team



## Detailed Team Match Results

### Malaysia (MAS) 2 - 3 Australia (AUS)

Team Match No : MT25 Table : 2 Umpires : MERCER Alexander (ENG) DUBEY Atul (IND)

Match 1			Match	Game 1	Game 2	Game 3	Game 4	Game 5
A	IBRAHIM Muhd Shakirin	MAS	0	10	9	3		
X	HENZELL William	AUS	3	12	11	11		
Duration of Match 1			26min	9min	8min	6min		

Match 2			Match	Game 1	Game 2	Game 3	Game 4	Game 5
B	MUHAMAD RIZAL MAH	MAS	1	9	11	1	9	
Y	YAN Xin	AUS	3	11	4	11	11	
Duration of Match 2			24min	7min	4min	4min	6min	

Match 3			Match	Game 1	Game 2	Game 3	Game 4	Game 5
C/A	DUNLEY F / IBRAHIM MS	MAS	3	6	11	7	11	11
Z/Y	POWELL D / YAN X	AUS	2	11	5	11	8	9
Duration of Match 3			35min	5min	5min	6min	7min	7min

Match 4			Match	Game 1	Game 2	Game 3	Game 4	Game 5
B	MUHAMAD RIZAL MAH	MAS	3	4	11	11	11	11
Z	POWELL David	AUS	2	11	3	6	13	5
Duration of Match 4			35min	5min	4min	6min	9min	6min

Match 5			Match	Game 1	Game 2	Game 3	Game 4	Game 5
C	DUNLEY Foo	MAS	0	2	10	5		
X	HENZELL William	AUS	3	11	12	11		
Duration of Match 5			22min	5min	8min	6min		

Duration of Team Match	2h40min
------------------------	---------

Player Statistics	Malaysia (MAS)						Australia (AUS)					
	Match					Team Match	Match					Team Match
	1	2	3	4	5		1	2	3	4	5	
Points won	22	30	45	47	17	161	33	36	44	38	34	185
Biggest lead	2	7	6	8	2	8	8	10	5	7	9	10
Points won on own serve	9	17	23	22	8	79	14	21	24	18	16	93
Points lost on own serve	19	15	20	20	18	92	13	13	22	25	9	82
Most consecutive points won	3	6	5	6	4	6	7	7	5	5	8	8
Greatest deficit overcome	-	-	4	1	-	4	2	2	2	4	2	4

#### NOTES

The "Greatest deficit overcome" only applies when the player/pair ends up winning the game.

#### LEGEND

MT Men's Team





## Detailed Team Match Results

Malaysia (MAS) 2 - 3 Australia (AUS)

**Match 1:** IBRAHIM Muhd Shakirin (MAS) 0-3 HENZELL William (AUS)

Match Summary		Match	Game 1	Game 2	Game 3	Game 4	Game 5
IBRAHIM Muhd Shakirin	MAS	0	10	9	3		
HENZELL William	AUS	3	12	11	11		
Duration		26min	9min	8min	6min		

Team Match No : MT25 Table : 2 Umpires : MERCER Alexander (ENG) DUBEY Atul (IND)

Player Statistics	IBRAHIM Muhd Shakirin (MAS)						HENZELL William (AUS)					
	Game					Match	Game					Match
	1	2	3	4	5		1	2	3	4	5	
Points won	10	9	3			22	12	11	10			33
Biggest lead	1	2	1			2	3	3	8			8
Points won on own serve	3	5	1			9	4	6	4			14
Points lost on own serve	8	5	6			19	7	4	2			13
Most consecutive points won	3	2	2			3	4	4	7			7
Greatest deficit overcome	-	-	-			-	1	2	1			2
Handedness/Grip	Right/						Right/Shakehand					

### Game Progress

1	IBRAHIM Muhd Shakirin (MAS)	*0	1	*2	2	*3	4	*5	6	*8	8	*10	10	10
	HENZELL William (AUS)	0	*1	2	*4	5	*6	7	*8	8	*10	10	*11	12
2	IBRAHIM Muhd Shakirin (MAS)	0	*1	3	*3	4	*4	5	*6	7	*9	9	9	9
	HENZELL William (AUS)	*0	1	*1	3	*4	6	*7	8	*9	9	11	11	11
3	IBRAHIM Muhd Shakirin (MAS)	0	1	*2	2	*2	2	*3	3	3	3	3	3	3
	HENZELL William (AUS)	0	*1	2	*4	6	*8	9	11	11	11	11	11	11

### NOTES

"\*" denotes server. The "Greatest deficit overcome" only applies when the player ends up winning the game.

### LEGEND

MT Men's Team



### Detailed Team Match Results

Malaysia (MAS) **2 - 3** Australia (AUS)

**Match 2:** MUHAMAD RIZAL Muhamad Ashraf Haiqal (MAS) **1-3** **YAN Xin (AUS)**

Match Summary		Match	Game 1	Game 2	Game 3	Game 4	Game 5
MUHAMAD RIZAL Muhamad Ashraf Haiqal	MAS	1	9	11	1	9	
YAN Xin	AUS	3	11	4	11	11	
Duration		24min	7min	4min	4min	6min	

Team Match No : MT25 Table : 2 Umpires : MERCER Alexander (ENG) DUBEY Atul (IND)

Player Statistics	MUHAMAD RIZAL MAH (MAS)					Match	YAN Xin (AUS)					Match
	Game						Game					
	1	2	3	4	5		1	2	3	4	5	
Points won	9	11	1	9		30	11	4	10	11		36
Biggest lead	2	7	-	1		7	2	-	10	2		10
Points won on own serve	8	5	1	3		17	9	2	6	4		21
Points lost on own serve	2	2	4	7		15	1	6	0	6		13
Most consecutive points won	3	6	1	3		6	3	1	7	3		7
Greatest deficit overcome	-	-	-	-		-	2	-	-	1		2
Handedness/Grip	Right/						Right/Shakehand					

#### Game Progress

1	MUHAMAD RIZAL Muhamad Ashraf Haiqal (MAS)	*0	1	*2	4	*4	6	*6	8	*8	9	9
	YAN Xin (AUS)	0	*1	2	*2	4	*4	6	*6	8	*9	11
2	MUHAMAD RIZAL Muhamad Ashraf Haiqal (MAS)	0	*2	4	*6	7	*8	9	*10	11		
	YAN Xin (AUS)	*0	0	*0	0	*1	2	*3	4	4		
3	MUHAMAD RIZAL Muhamad Ashraf Haiqal (MAS)	0	0	*0	1	*1	1	1				1
	YAN Xin (AUS)	0	*2	4	*5	7	*9	11				
4	MUHAMAD RIZAL Muhamad Ashraf Haiqal (MAS)	0	*0	1	*3	4	*5	6	*7	7	*9	9
	YAN Xin (AUS)	*0	2	*3	3	*4	5	*6	7	*9	9	11

#### NOTES

"\*" denotes server. The "Greatest deficit overcome" only applies when the player ends up winning the game.

#### LEGEND

MT Men's Team



## Detailed Team Match Results

Malaysia (MAS) **2 - 3** Australia (AUS)

**Match 3:** **DUNLEY Foo (MAS)** **3-2** **POWELL David (AUS)**  
**IBRAHIM Muhd Shakirin** **YAN Xin**

Match Summary		Match	Game 1	Game 2	Game 3	Game 4	Game 5
DUNLEY Foo / IBRAHIM MS	MAS	3	6	11	7	11	11
POWELL David / YAN X	AUS	2	11	5	11	8	9
	Duration	35min	5min	5min	6min	7min	7min

Team Match No : MT25 Table : 2 Umpires : MERCER Alexander (ENG) DUBEY Atul (IND)

Player Statistics	DUNLEY F / IBRAHIM MS (MAS)						POWELL D / YAN X (AUS)					
	Game					Match	Game					Match
	1	2	3	4	5		1	2	3	4	5	
Points won	6	11	7	10	11	45	11	5	11	8	9	44
Biggest lead	2	6	2	6	2	6	5	-	4	-	4	5
Points won on own serve	2	6	2	6	7	23	5	3	5	5	6	24
Points lost on own serve	6	2	6	3	3	20	4	5	5	4	4	22
Most consecutive points won	2	3	2	4	5	5	5	2	5	4	3	5
Greatest deficit overcome	-	-	-	-	4	4	2	-	2	-	-	2
Handedness/Grip	Right/ - Right/						Right/Shakehand - Right/Shakehand					

### Game Progress

1	DUNLEY F / IBRAHIM MS (MAS)	0	*-2	2	*-3	3	*-3	4	*-5	6	6	
	POWELL D / YAN X (AUS)	*-0	0	*-2	3	*-5	7	*-8	9	*-10	11	
2	DUNLEY F / IBRAHIM MS (MAS)	*-0	2	*-3	4	*-6	7	*-8	10	11		
	POWELL D / YAN X (AUS)	0	*-0	1	*-2	2	*-3	4	*-4	5		
3	DUNLEY F / IBRAHIM MS (MAS)	0	*-2	2	*-3	4	*-5	6	*-7	7	7	
	POWELL D / YAN X (AUS)	*-0	0	*-2	3	*-4	5	*-6	7	*-9	11	
4	DUNLEY F / IBRAHIM MS (MAS)	0	2	*-3	5	*-7	7	*-7	9	*-9	10	11
	POWELL D / YAN X (AUS)	0	*-0	1	*-1	1	*-3	5	*-5	7	*-8	8
5	DUNLEY F / IBRAHIM MS (MAS)	0	*-0	1	*-1	3	*-5	6	*-7	9	*-10	11
	POWELL D / YAN X (AUS)	*-0	2	*-3	5	*-5	5	*-6	7	*-7	8	9

### NOTES

"\*-." denotes first player of pair is server, "-\*" denotes second player of pair is server. The "Greatest deficit overcome" only applies when the pair ends up winning the game.

### LEGEND

MT Men's Team



## Detailed Team Match Results

Malaysia (MAS) **2 - 3** Australia (AUS)

**Match 4:** MUHAMAD RIZAL Muhamad Ashraf Haiqal (MAS) **3-2** POWELL David (AUS)

Match Summary		Match	Game 1	Game 2	Game 3	Game 4	Game 5
MUHAMAD RIZAL Muhamad Ashraf Haiqal	MAS	3	4	11	11	11	11
POWELL David	AUS	2	11	3	6	13	5
Duration		35min	5min	4min	6min	9min	6min

Team Match No : MT25 Table : 2 Umpires : MERCER Alexander (ENG) DUBEY Atul (IND)

Player Statistics	MUHAMAD RIZAL MAH (MAS)						POWELL David (AUS)					
	Game					Match	Game					Match
	1	2	3	4	5		1	2	3	4	5	
Points won	4	11	11	11	10	47	11	3	6	13	5	38
Biggest lead	2	8	5	4	6	8	7	-	1	2	-	7
Points won on own serve	3	4	5	5	5	22	6	1	2	6	3	18
Points lost on own serve	5	2	4	7	2	20	1	7	6	6	5	25
Most consecutive points won	2	6	4	4	4	6	5	1	2	4	2	5
Greatest deficit overcome	-	-	1	-	-	1	2	-	-	4	-	4
Handedness/Grip	Right/						Right/Shakehand					

### Game Progress

1	MUHAMAD RIZAL Muhamad Ashraf Haiqal (MAS)	*0	2	*2	3	*3	3	*4	4	4	4					
	POWELL David (AUS)	0	*0	2	*3	5	*7	8	*10	11						
2	MUHAMAD RIZAL Muhamad Ashraf Haiqal (MAS)	0	*2	3	*5	7	*9	10	11							
	POWELL David (AUS)	*0	0	*1	1	*1	1	*2	3							
3	MUHAMAD RIZAL Muhamad Ashraf Haiqal (MAS)	*0	1	*2	3	*5	6	*7	8	*10	11					
	POWELL David (AUS)	0	*1	2	*3	3	*4	5	*6	6	6					
4	MUHAMAD RIZAL Muhamad Ashraf Haiqal (MAS)	0	*2	4	*4	4	*6	7	*7	8	*9	10	*11	11	*11	11
	POWELL David (AUS)	*0	0	*0	2	*4	4	*5	7	*8	9	*10	10	*11	12	13
5	MUHAMAD RIZAL Muhamad Ashraf Haiqal (MAS)	0	2	*3	4	*6	7	*8	10	11						
	POWELL David (AUS)	0	*0	1	*2	2	*3	4	*4	5						

### NOTES

"\*" denotes server. The "Greatest deficit overcome" only applies when the player ends up winning the game.

### LEGEND

MT Men's Team



## Detailed Team Match Results

Malaysia (MAS) 2 - 3 Australia (AUS)

**Match 5:** DUNLEY Foo (MAS) 0-3 HENZELL William (AUS)

Match Summary		Match	Game 1	Game 2	Game 3	Game 4	Game 5
DUNLEY Foo	MAS	0	2	10	5		
HENZELL William	AUS	3	11	12	11		
Duration		22min	5min	8min	6min		

Team Match No : MT25 Table : 2 Umpires : MERCER Alexander (ENG) DUBEY Atul (IND)

Player Statistics	DUNLEY Foo (MAS)						HENZELL William (AUS)					
	Game					Match	Game					Match
	1	2	3	4	5		1	2	3	4	5	
Points won	2	10	5			17	11	12	11			34
Biggest lead	-	2	2			2	9	4	6			9
Points won on own serve	1	3	4			8	5	4	7			16
Points lost on own serve	6	8	4			18	1	7	1			9
Most consecutive points won	1	4	2			4	8	3	5			8
Greatest deficit overcome	-	-	-			-	-	2	2			2
Handedness/Grip	Right/						Right/Shakehand					

### Game Progress

1	DUNLEY Foo (MAS)	*0	0	*1	2	*2	2	*2	2					
	HENZELL William (AUS)	0	*2	3	*4	6	*8	10	11					
2	DUNLEY Foo (MAS)	0	*2	2	*3	3	*4	5	*6	6	*8	10	*10	10
	HENZELL William (AUS)	*0	0	*2	3	*5	6	*7	8	*10	10	*10	11	12
3	DUNLEY Foo (MAS)	*0	2	*2	3	*3	3	*4	5				5	
	HENZELL William (AUS)	0	*0	2	*3	5	*7	8	*9	11				

### NOTES

"\*" denotes server. The "Greatest deficit overcome" only applies when the player ends up winning the game.

### LEGEND

MT Men's Team



### Detailed Team Match Results

#### Saint Lucia (LCA) 3 - 1 Zambia (ZAM)

Team Match No : MT26 Table : 9 Umpires : WILLIAMSON Bob (ENG) SRINIVASAN Sridhar (IND)

Match 1			Match	Game 1	Game 2	Game 3	Game 4	Game 5
A	WELLS Chris	LCA	3	8	11	12	11	
X	NG'ANDU Friday	ZAM	1	11	5	10	9	
Duration of Match 1			18min	4min	5min	5min	5min	

Match 2			Match	Game 1	Game 2	Game 3	Game 4	Game 5
B	ALBERT Adrian	LCA	3	11	11	11		
Y	KALALUKA Simasiku	ZAM	0	8	5	3		
Duration of Match 2			12min	4min	5min	5min		

Match 3			Match	Game 1	Game 2	Game 3	Game 4	Game 5
C/A	FERDINAND O / WELLS C	LCA	2	9	11	8	12	6
Z/X	KASANDA N / NG'ANDU F	ZAM	3	11	6	11	10	11
Duration of Match 3			28min	5min	4min	4min	5min	4min

Match 4			Match	Game 1	Game 2	Game 3	Game 4	Game 5
B	ALBERT Adrian	LCA	3	12	11	11		
Z	KASANDA Noel	ZAM	0	10	9	9		
Duration of Match 4			16min	5min	6min	6min		

Duration of Team Match	1h29min
------------------------	---------

Player Statistics	Saint Lucia (LCA)					Team Match	Zambia (ZAM)					Team Match
	Match						Match					
	1	2	3	4	5		1	2	3	4	5	
Points won	40	32	46	32		150	34	16	49	28		127
Biggest lead	6	8	6	3		8	5	1	6	4		6
Points won on own serve	17	16	25	14		72	15	9	27	12		63
Points lost on own serve	19	7	22	16		64	23	16	21	18		78
Most consecutive points won	7	6	4	6		7	5	4	4	4		5
Greatest deficit overcome	4	1	4	4		4	1	-	2	-		2

**NOTES**

The "Greatest deficit overcome" only applies when the player/pair ends up winning the game.

**LEGEND**

MT Men's Team



### Detailed Team Match Results

Saint Lucia (LCA) 3 - 1 Zambia (ZAM)

Match 1: **WELLS Chris (LCA)** 3-1 **NG'ANDU Friday (ZAM)**

Match Summary		Match	Game 1	Game 2	Game 3	Game 4	Game 5
WELLS Chris	LCA	3	8	11	12	11	
NG'ANDU Friday	ZAM	1	11	5	10	9	
	Duration	18min	4min	5min	5min	5min	

Team Match No : MT26 Table : 9 Umpires : WILLIAMSON Bob (ENG) SRINIVASAN Sridhar (IND)

Player Statistics	WELLS Chris (LCA)						NG'ANDU Friday (ZAM)					
	Game					Match	Game					Match
	1	2	3	4	5		1	2	3	4	5	
Points won	8	10	11	11		40	11	5	10	8		34
Biggest lead	1	6	5	3		6	5	-	-	4		5
Points won on own serve	3	4	5	5		17	5	2	4	4		15
Points lost on own serve	6	3	6	4		19	5	6	6	6		23
Most consecutive points won	3	3	4	7		7	4	1	5	4		5
Greatest deficit overcome	-	-	-	4		4	1	-	-	-		1
Handedness/Grip	Right/						/					

#### Game Progress

1	WELLS Chris (LCA)	0	*1	2	*3	3	*4	4	*5	7	*8	8		
	NG'ANDU Friday (ZAM)	*0	1	*2	3	*5	6	*8	9	*9	10	11		
2	WELLS Chris (LCA)	0	2	*3	4	*6	7	*9	10	11				
	NG'ANDU Friday (ZAM)	0	*0	1	*2	2	*3	3	*4	5				
3	WELLS Chris (LCA)	0	*2	4	*5	6	*7	8	*8	8	*10	10	*11	12
	NG'ANDU Friday (ZAM)	0	0	*0	1	*2	3	*4	6	*8	8	*10	10	10
4	WELLS Chris (LCA)	0	1	*1	1	*3	5	*7	8	*8	9	11		
	NG'ANDU Friday (ZAM)	0	*1	3	*5	5	*5	5	*6	8	*9	9		

#### NOTES

"\*" denotes server. The "Greatest deficit overcome" only applies when the player ends up winning the game.

#### LEGEND

MT Men's Team



## Detailed Team Match Results

Saint Lucia (LCA) 3 - 1 Zambia (ZAM)

**Match 2:** ALBERT Adrian (LCA) 3-0 KALALUKA Simasiku (ZAM)

Match Summary		Match	Game 1	Game 2	Game 3	Game 4	Game 5
ALBERT Adrian	LCA	3	11	11	11		
KALALUKA Simasiku	ZAM	0	8	5	3		
Duration		12min	4min	5min	5min		

Team Match No : MT26 Table : 9 Umpires : WILLIAMSON Bob (ENG) SRINIVASAN Sridhar (IND)

Player Statistics	ALBERT Adrian (LCA)						KALALUKA Simasiku (ZAM)					
	Game					Match	Game					Match
	1	2	3	4	5		1	2	3	4	5	
Points won	11	11	10			32	8	5	3			16
Biggest lead	3	6	8			8	1	1	-			1
Points won on own serve	6	6	4			16	5	3	1			9
Points lost on own serve	3	2	2			7	5	5	6			16
Most consecutive points won	4	6	5			6	4	3	1			4
Greatest deficit overcome	1	1	-			1	-	-	-			-
Handedness/Grip	Right/						/					

### Game Progress

1	ALBERT Adrian (LCA)	0	*2	3	*3	4	*5	6	*7	9	*10	11
	KALALUKA Simasiku (ZAM)	*0	0	*1	3	*4	5	*6	7	*7	8	8
2	ALBERT Adrian (LCA)	*0	2	*2	3	*4	5	*7	9	11		
	KALALUKA Simasiku (ZAM)	0	*0	2	*3	4	*5	5	*5	5		
3	ALBERT Adrian (LCA)	0	*2	3	*4	6	*8	9	11			
	KALALUKA Simasiku (ZAM)	0	0	*1	2	*2	2	*3	3			

### NOTES

"\*" denotes server. The "Greatest deficit overcome" only applies when the player ends up winning the game.

### LEGEND

MT Men's Team





### Detailed Team Match Results

**Saint Lucia (LCA) 3 - 1** Zambia (ZAM)

**Match 3:** FERDINAND Omarie (LCA) **2-3** KASANDA Noel (ZAM)  
WELLS Chris NG'ANDU Friday

Match Summary		Match	Game 1	Game 2	Game 3	Game 4	Game 5
FERDINAND Omarie / WELLS C	LCA	2	9	11	8	12	6
KASANDA Noel / NG'ANDU F	ZAM	3	11	6	11	10	11
Duration		28min	5min	4min	4min	5min	4min

Team Match No : MT26 Table : 9 Umpires : WILLIAMSON Bob (ENG) SRINIVASAN Sridhar (IND)

Player Statistics	FERDINAND O / WELLS C (LCA)						KASANDA N / NG'ANDU F (ZAM)					
	Game					Match	Game					Match
	1	2	3	4	5		1	2	3	4	5	
Points won	9	11	8	12	6	46	11	6	11	10	11	49
Biggest lead	2	6	-	2	1	6	2	-	6	4	5	6
Points won on own serve	5	6	3	7	4	25	6	3	5	6	7	27
Points lost on own serve	5	3	6	4	4	22	4	5	5	5	2	21
Most consecutive points won	2	4	3	4	2	4	3	3	4	4	4	4
Greatest deficit overcome	-	-	-	4	-	4	2	-	-	-	1	2
Handedness/Grip	Right/ - Right/						/ - /					

#### Game Progress

1	FERDINAND O / WELLS C (LCA)	0	*1	2	*3	5	*5	6	*6	7	*9	9		
	KASANDA N / NG'ANDU F (ZAM)	*0	1	*2	3	*3	5	*6	8	*9	9	11		
2	FERDINAND O / WELLS C (LCA)	*0	2	*3	5	*7	8	*9	9	*10	11			
	KASANDA N / NG'ANDU F (ZAM)	0	*0	1	*1	1	*2	3	*5	6	6			
3	FERDINAND O / WELLS C (LCA)	0	*0	0	*1	2	*2	3	*5	6	*8	8		
	KASANDA N / NG'ANDU F (ZAM)	*0	2	*4	5	*6	8	*9	9	*10	10	11		
4	FERDINAND O / WELLS C (LCA)	*0	0	*0	1	*3	5	*5	7	*8	9	*10	11	12
	KASANDA N / NG'ANDU F (ZAM)	0	*2	4	*5	5	*5	7	*7	8	*9	10	*10	10
5	FERDINAND O / WELLS C (LCA)	0	*1	2	*3	4	*4	5	*5	6	6			
	KASANDA N / NG'ANDU F (ZAM)	*0	1	*2	3	*4	6	*7	9	*10	11			

#### NOTES

"\*-" denotes first player of pair is server, "-\*" denotes second player of pair is server. The "Greatest deficit overcome" only applies when the pair ends up winning the game.

#### LEGEND

MT Men's Team



## Detailed Team Match Results

Saint Lucia (LCA) 3 - 1 Zambia (ZAM)

Match 4: ALBERT Adrian (LCA) 3-0 KASANDA Noel (ZAM)

Match Summary		Match	Game 1	Game 2	Game 3	Game 4	Game 5
ALBERT Adrian	LCA	3	12	11	11		
KASANDA Noel	ZAM	0	10	9	9		
Duration		16min	5min	6min	6min		

Team Match No : MT26 Table : 9 Umpires : WILLIAMSON Bob (ENG) SRINIVASAN Sridhar (IND)

Player Statistics	ALBERT Adrian (LCA)						KASANDA Noel (ZAM)					
	Game					Match	Game					Match
	1	2	3	4	5		1	2	3	4	5	
Points won	12	10	10			32	10	9	9			28
Biggest lead	2	3	2			3	4	1	2			4
Points won on own serve	6	4	4			14	5	4	3			12
Points lost on own serve	5	5	6			16	6	6	6			18
Most consecutive points won	6	4	3			6	4	3	2			4
Greatest deficit overcome	4	1	2			4	-	-	-			-
Handedness/Grip	Right/						/					

### Game Progress

1	ALBERT Adrian (LCA)	0	*0	0	*2	4	*6	7	*7	8	*9	10	*11	12
	KASANDA Noel (ZAM)	*0	2	*4	4	*4	4	*5	7	*8	9	*10	10	10
2	ALBERT Adrian (LCA)	0	1	*2	3	*4	6	*7	7	*8	9	11		
	KASANDA Noel (ZAM)	0	*1	2	*3	4	*4	5	*7	8	*9	9		
3	ALBERT Adrian (LCA)	0	*1	2	*3	3	*5	5	*7	8	*9	11		
	KASANDA Noel (ZAM)	0	1	*2	3	*5	5	*7	7	*8	9	9		

### NOTES

"\*" denotes server. The "Greatest deficit overcome" only applies when the player ends up winning the game.

### LEGEND

MT Men's Team



### Detailed Team Match Results

#### Australia (AUS) 3 - 0 Saint Lucia (LCA)

Team Match No : MT11 Table : 4 Umpires : DUBEY Atul (IND) MERCER Alexander (ENG)

Match 1			Match	Game 1	Game 2	Game 3	Game 4	Game 5
A	HENZELL William	AUS	3	11	11	11		
X	FERDINAND Omarie	LCA	0	2	3	5		
Duration of Match 1			13min	3min	4min	4min		

Match 2			Match	Game 1	Game 2	Game 3	Game 4	Game 5
B	TOWNSEND Kane	AUS	3	11	11	11		
Y	ALBERT Adrian	LCA	0	5	6	1		
Duration of Match 2			13min	4min	4min	3min		

Match 3			Match	Game 1	Game 2	Game 3	Game 4	Game 5
C/B	HU H / TOWNSEND K	AUS	3	11	11	11		
Z/Y	WELLS C / ALBERT A	LCA	0	9	6	6		
Duration of Match 3			16min	6min	4min	4min		

Duration of Team Match	<b>51min</b>
------------------------	--------------

Player Statistics	Australia (AUS)					Saint Lucia (LCA)						
	Match					Team Match	Match					Team Match
	1	2	3	4	5		1	2	3	4	5	
Points won	33	33	33			99	9	12	20			41
Biggest lead	9	10	5			10	1	-	2			2
Points won on own serve	16	16	17			49	3	5	11			19
Points lost on own serve	6	7	9			22	17	17	16			50
Most consecutive points won	9	9	6			9	3	3	2			3
Greatest deficit overcome	1	-	2			2	-	-	-			-

**NOTES**

The "Greatest deficit overcome" only applies when the player/pair ends up winning the game.

**LEGEND**

MT Men's Team



## Detailed Team Match Results

Australia (AUS) 3 - 0 Saint Lucia (LCA)

Match 1: HENZELL William (AUS) 3-0 FERDINAND Omarie (LCA)

Match Summary		Match	Game 1	Game 2	Game 3	Game 4	Game 5
HENZELL William	AUS	3	11	11	11		
FERDINAND Omarie	LCA	0	2	3	5		
Duration		13min	3min	4min	4min		

Team Match No : MT11 Table : 4 Umpires : DUBEY Atul (IND) MERCER Alexander (ENG)

Player Statistics	HENZELL William (AUS)						FERDINAND Omarie (LCA)					
	Game					Match	Game					Match
	1	2	3	4	5		1	2	3	4	5	
Points won	11	11	11			33	2	3	4			9
Biggest lead	9	8	6			9	-	1	1			1
Points won on own serve	5	6	5			16	1	1	1			3
Points lost on own serve	1	2	3			6	6	5	6			17
Most consecutive points won	5	9	7			9	1	1	3			3
Greatest deficit overcome	-	1	1			1	-	-	-			-
Handedness/Grip	Right/Shakehand						Right/					

### Game Progress

1	HENZELL William (AUS)	0	*2	4	*5	7	*9	10	11	
	FERDINAND Omarie (LCA)	*0	0	*0	1	*1	1	*2	2	
2	HENZELL William (AUS)	*0	1	*2	4	*6	8	*10	11	
	FERDINAND Omarie (LCA)	0	*1	2	*2	2	*2	2	3	
3	HENZELL William (AUS)	0	*1	2	*4	4	*5	7	*9	11
	FERDINAND Omarie (LCA)	0	1	*2	2	*4	5	*5	5	5

### NOTES

"\*" denotes server. The "Greatest deficit overcome" only applies when the player ends up winning the game.

### LEGEND

MT Men's Team



## Detailed Team Match Results

Australia (AUS) 3 - 0 Saint Lucia (LCA)

Match 2: TOWNSEND Kane (AUS) 3-0 ALBERT Adrian (LCA)

Match Summary		Match	Game 1	Game 2	Game 3	Game 4	Game 5
TOWNSEND Kane	AUS	3	11	11	11		
ALBERT Adrian	LCA	0	5	6	1		
	Duration	13min	4min	4min	3min		

Team Match No : MT11 Table : 4 Umpires : DUBEY Atul (IND) MERCER Alexander (ENG)

Player Statistics	TOWNSEND Kane (AUS)						ALBERT Adrian (LCA)					
	Game					Match	Game					Match
	1	2	3	4	5		1	2	3	4	5	
Points won	11	11	11			33	5	6	1			12
Biggest lead	7	7	10			10	-	-	-			-
Points won on own serve	5	6	5			16	2	3	0			5
Points lost on own serve	3	3	1			7	6	5	6			17
Most consecutive points won	6	6	9			9	2	3	1			3
Greatest deficit overcome	-	-	-			-	-	-	-			-
Handedness/Grip	Left/Shakehand						Right/					

### Game Progress

1	TOWNSEND Kane (AUS)	0	*2	3	*4	6	*8	9	*10	11	
	ALBERT Adrian (LCA)	*0	0	*1	2	*2	2	*3	4	5	
2	TOWNSEND Kane (AUS)	*0	1	*3	5	*7	8	*9	10	*10	11
	ALBERT Adrian (LCA)	0	*1	1	*1	1	*2	3	*4	6	6
3	TOWNSEND Kane (AUS)	0	*2	3	*5	7	*9	11			
	ALBERT Adrian (LCA)	*0	0	*1	1	*1	1	1			

### NOTES

"\*" denotes server. The "Greatest deficit overcome" only applies when the player ends up winning the game.

### LEGEND

MT Men's Team



## Detailed Team Match Results

**Australia (AUS) 3 - 0 Saint Lucia (LCA)**

**Match 3:** **HU Heming (AUS) 3-0 WELLS Chris (LCA)**  
**TOWNSEND Kane ALBERT Adrian**

Match Summary		Match	Game 1	Game 2	Game 3	Game 4	Game 5
HU Heming / TOWNSEND K	AUS	3	11	11	11		
WELLS Chris / ALBERT A	LCA	0	9	6	6		
Duration		16min	6min	4min	4min		

Team Match No : MT11 Table : 4 Umpires : DUBEY Atul (IND) MERCER Alexander (ENG)

Player Statistics	HU H / TOWNSEND K (AUS)						WELLS C / ALBERT A (LCA)					
	Game					Match	Game					Match
	1	2	3	4	5		1	2	3	4	5	
Points won	11	11	11			33	9	6	5			20
Biggest lead	3	5	5			5	-	1	2			2
Points won on own serve	6	5	6			17	5	3	3			11
Points lost on own serve	4	3	2			9	5	6	5			16
Most consecutive points won	3	6	5			6	2	2	2			2
Greatest deficit overcome	-	1	2			2	-	-	-			-
Handedness/Grip	Right/Shakehand - Left/Shakehand						Right/ - Right/					

### Game Progress

1	HU H / TOWNSEND K (AUS)	0	*-1	3	*-4	5	*-5	6	*-8	9	*-10	11
	WELLS C / ALBERT A (LCA)	*-0	1	*-1	2	*-3	5	*-6	6	*-7	8	9
2	HU H / TOWNSEND K (AUS)	0	*-1	2	*-4	6	*-7	8	*-9	10	11	
	WELLS C / ALBERT A (LCA)	*-0	1	*-2	2	*-2	3	*-4	5	*-6	6	
3	HU H / TOWNSEND K (AUS)	0	*-0	2	*-3	4	*-5	7	*-9	10	11	
	WELLS C / ALBERT A (LCA)	0	2	*-2	3	*-4	5	*-5	5	*-6	6	

### NOTES

"\*-." denotes first player of pair is server, "-\*" denotes second player of pair is server. The "Greatest deficit overcome" only applies when the pair ends up winning the game.

### LEGEND

MT Men's Team



## Detailed Team Match Results

### Malaysia (MAS) 3 - 0 Zambia (ZAM)

Team Match No : MT12 Table : 5 Umpires : ROBERTS Averil (NZL) GOUGH David (ENG)

Match 1			Match	Game 1	Game 2	Game 3	Game 4	Game 5
A	<b>IBRAHIM Muhd Shakirin</b>	MAS	3	11	11	11		
X	NG'ANDU Friday	ZAM	0	4	6	2		
Duration of Match 1			11min	4min	4min	3min		

Match 2			Match	Game 1	Game 2	Game 3	Game 4	Game 5
B	<b>MUHAMAD RIZAL MAH</b>	MAS	3	11	11	11		
Y	KALALUKA Simasiku	ZAM	0	7	1	8		
Duration of Match 2			13min	4min	3min	5min		

Match 3			Match	Game 1	Game 2	Game 3	Game 4	Game 5
C/A	<b>CHEE FENG L / IBRAHIM MS</b>	MAS	3	11	11	11		
Z/Y	KASANDA N / KALALUKA S	ZAM	0	6	3	6		
Duration of Match 3			11min	3min	3min	4min		

Duration of Team Match	<b>45min</b>
------------------------	--------------

Player Statistics	Malaysia (MAS)					Zambia (ZAM)						
	Match					Team Match	Match					Team Match
	1	2	3	4	5		1	2	3	4	5	
Points won	33	33	32			<b>98</b>	11	16	15			<b>42</b>
Biggest lead	9	10	8			<b>10</b>	1	4	1			<b>4</b>
Points won on own serve	18	15	15			<b>48</b>	7	8	7			<b>22</b>
Points lost on own serve	4	8	8			<b>20</b>	15	18	17			<b>50</b>
Most consecutive points won	10	10	5			<b>10</b>	2	3	2			<b>3</b>
Greatest deficit overcome	1	4	1			<b>4</b>	-	-	-			-

#### NOTES

The "Greatest deficit overcome" only applies when the player/pair ends up winning the game.

#### LEGEND

MT Men's Team



## Detailed Team Match Results

Malaysia (MAS) 3 - 0 Zambia (ZAM)

Match 1: IBRAHIM Muhd Shakirin (MAS) 3-0 NG'ANDU Friday (ZAM)

Match Summary		Match	Game 1	Game 2	Game 3	Game 4	Game 5
IBRAHIM Muhd Shakirin	MAS	3	11	11	11		
NG'ANDU Friday	ZAM	0	4	6	2		
Duration		11min	4min	4min	3min		

Team Match No : MT12 Table : 5 Umpires : ROBERTS Averil (NZL) GOUGH David (ENG)

Player Statistics	IBRAHIM Muhd Shakirin (MAS)						NG'ANDU Friday (ZAM)					
	Game					Match	Game					Match
	1	2	3	4	5		1	2	3	4	5	
Points won	11	11	11			33	4	6	1			11
Biggest lead	7	5	9			9	-	1	1			1
Points won on own serve	6	6	6			18	2	4	1			7
Points lost on own serve	2	2	0			4	5	5	5			15
Most consecutive points won	7	4	10			10	2	2	1			2
Greatest deficit overcome	-	1	1			1	-	-	-			-
Handedness/Grip	Right/						/					

### Game Progress

1	IBRAHIM Muhd Shakirin (MAS)	*0	2	*4	6	*7	8	*9	10	11	
	NG'ANDU Friday (ZAM)	0	*0	0	*0	1	*2	3	*4	4	
2	IBRAHIM Muhd Shakirin (MAS)	0	*1	2	*3	4	*5	7	*8	10	11
	NG'ANDU Friday (ZAM)	*0	1	*2	3	*4	5	*5	6	*6	6
3	IBRAHIM Muhd Shakirin (MAS)	0	1	*3	5	*7	9	*10	11		
	NG'ANDU Friday (ZAM)	0	*1	1	*1	1	*1	2	2		

### NOTES

"\*" denotes server. The "Greatest deficit overcome" only applies when the player ends up winning the game.

### LEGEND

MT Men's Team





## Detailed Team Match Results

Malaysia (MAS) 3 - 0 Zambia (ZAM)

Match 2: MUHAMAD RIZAL Muhamad Ashraf Haiqal (MAS) 3-0 KALALUKA Simasiku (ZAM)

Match Summary		Match	Game 1	Game 2	Game 3	Game 4	Game 5
MUHAMAD RIZAL Muhamad Ashraf Haiqal	MAS	3	11	11	11		
KALALUKA Simasiku	ZAM	0	7	1	8		
Duration		13min	4min	3min	5min		

Team Match No : MT12 Table : 5 Umpires : ROBERTS Averil (NZL) GOUGH David (ENG)

Player Statistics	MUHAMAD RIZAL MAH (MAS)						KALALUKA Simasiku (ZAM)					
	Game					Match	Game					Match
	1	2	3	4	5		1	2	3	4	5	
Points won	11	11	11			33	7	1	8			16
Biggest lead	4	10	3			10	-	-	4			4
Points won on own serve	4	6	5			15	3	1	4			8
Points lost on own serve	4	0	4			8	7	5	6			18
Most consecutive points won	4	10	4			10	3	1	3			3
Greatest deficit overcome	-	-	4			4	-	-	-			-
Handedness/Grip	Right/						/					

### Game Progress

1	MUHAMAD RIZAL Muhamad Ashraf Haiqal (MAS)	0	*2	2	*4	5	*5	7	*9	10	11	
	KALALUKA Simasiku (ZAM)	*0	0	*2	2	*3	5	*5	5	*6	7	
2	MUHAMAD RIZAL Muhamad Ashraf Haiqal (MAS)	*0	2	*4	6	*8	10	11				
	KALALUKA Simasiku (ZAM)	0	*0	0	*0	0	*0	1				
3	MUHAMAD RIZAL Muhamad Ashraf Haiqal (MAS)	0	*0	1	*2	2	*4	5	*7	9	*10	11
	KALALUKA Simasiku (ZAM)	*0	2	*3	4	*6	6	*7	7	*7	8	8

### NOTES

"\*" denotes server. The "Greatest deficit overcome" only applies when the player ends up winning the game.

### LEGEND

MT Men's Team



## Detailed Team Match Results

Malaysia (MAS) 3 - 0 Zambia (ZAM)

**Match 3:** CHEE FENG Leong (MAS) 3-0 KASANDA Noel (ZAM)  
IBRAHIM Muhd Shakirin KALALUKA Simasiku

Match Summary		Match	Game 1	Game 2	Game 3	Game 4	Game 5
CHEE FENG Leong / IBRAHIM MS	MAS	3	11	11	11		
KASANDA Noel / KALALUKA S	ZAM	0	6	3	6		
Duration		11min	3min	3min	4min		

Team Match No : MT12 Table : 5 Umpires : ROBERTS Averil (NZL) GOUGH David (ENG)

Player Statistics	CHEE FENG L / IBRAHIM MS (MAS)						KASANDA N / KALALUKA S (ZAM)					
	Game					Match	Game					Match
	1	2	3	4	5		1	2	3	4	5	
Points won	11	11	10			32	6	3	6			15
Biggest lead	5	8	5			8	-	-	1			1
Points won on own serve	5	4	6			15	2	1	4			7
Points lost on own serve	4	2	2			8	6	7	4			17
Most consecutive points won	5	4	4			5	2	1	2			2
Greatest deficit overcome	-	-	1			1	-	-	-			-
Handedness/Grip	Right/ - Right/						/ - /					

### Game Progress

1	CHEE FENG L / IBRAHIM MS (MAS)	-*0	2	*-4	5	-*6	6	*-8	9	-*10	11
	KASANDA N / KALALUKA S (ZAM)	0	-*0	0	*-1	2	-*4	4	*-5	6	6
2	CHEE FENG L / IBRAHIM MS (MAS)	0	-*2	3	*-5	7	-*8	9	11		
	KASANDA N / KALALUKA S (ZAM)	-*0	0	*-1	1	-*1	2	*-3	3		
3	CHEE FENG L / IBRAHIM MS (MAS)	0	1	*-2	3	-*4	6	*-7	9	-*10	11
	KASANDA N / KALALUKA S (ZAM)	0	-*1	2	*-3	4	-*4	5	*-5	6	6

### NOTES

"\*-." denotes first player of pair is server, "-\*" denotes second player of pair is server. The "Greatest deficit overcome" only applies when the pair ends up winning the game.

### LEGEND

MT Men's Team



## Detailed Team Match Results

### Papua New Guinea (PNG) 0 - 3 New Zealand (NZL)

Team Match No : MT41 Table : 9 Umpires : BROWN Charles (SCO) COCHRANE Dave (ENG)

Match 1			Match	Game 1	Game 2	Game 3	Game 4	Game 5
A	FRANK Hila	PNG	0	1	0	4		
X	JACKSON Peter	NZL	3	11	11	11		
Duration of Match 1			12min	3min	4min	4min		

Match 2			Match	Game 1	Game 2	Game 3	Game 4	Game 5
B	MEA Boe	PNG	0	3	1	8		
Y	CORDUE John	NZL	3	11	11	11		
Duration of Match 2			12min	3min	3min	5min		

Match 3			Match	Game 1	Game 2	Game 3	Game 4	Game 5
C/A	LOI D / FRANK H	PNG	0	1	12	4		
Z/Y	XIAO P / CORDUE J	NZL	3	11	14	11		
Duration of Match 3			12min	2min	6min	4min		

Duration of Team Match	45min
------------------------	-------

Player Statistics	Papua New Guinea (PNG)					New Zealand (NZL)						
	Match				Team	Match				Team		
	1	2	3	4	5	Match	1	2	3	4	5	Match
Points won	5	12	17			34	33	33	36			102
Biggest lead	-	1	3			3	11	10	10			11
Points won on own serve	4	8	11			23	18	17	20			55
Points lost on own serve	15	16	16			47	1	4	6			11
Most consecutive points won	2	5	4			5	11	7	8			11
Greatest deficit overcome	-	-	-			-	-	1	3			3

#### NOTES

The "Greatest deficit overcome" only applies when the player/pair ends up winning the game.

#### LEGEND

MT Men's Team



## Detailed Team Match Results

Papua New Guinea (PNG) **0 - 3** New Zealand (NZL)

**Match 1:** FRANK Hila (PNG) **0-3** JACKSON Peter (NZL)

Match Summary		Match	Game 1	Game 2	Game 3	Game 4	Game 5
FRANK Hila	PNG	0	1	0	4		
JACKSON Peter	NZL	3	11	11	11		
Duration		12min	3min	4min	4min		

Team Match No : MT41 Table : 9 Umpires : BROWN Charles (SCO) COCHRANE Dave (ENG)

Player Statistics	FRANK Hila (PNG)						JACKSON Peter (NZL)					
	Game					Match	Game					Match
	1	2	3	4	5		1	2	3	4	5	
Points won	1	0	4			5	11	11	11			33
Biggest lead	-	-	-			-	10	11	7			11
Points won on own serve	1	0	3			4	6	6	6			18
Points lost on own serve	5	5	5			15	0	0	1			1
Most consecutive points won	1	0	2			2	9	11	6			11
Greatest deficit overcome	-	-	-			-	-	-	-			-
Handedness/Grip	Right/						Left/					

### Game Progress

1	FRANK Hila (PNG)	*0	0	*0	0	*0	1	1		
	JACKSON Peter (NZL)	0	*2	4	*6	8	*9	11		
2	FRANK Hila (PNG)	0	*0	0	*0	0	*0	0		
	JACKSON Peter (NZL)	*0	2	*4	6	*8	10	11		
3	FRANK Hila (PNG)	*0	1	*1	2	*3	4	*4	4	4
	JACKSON Peter (NZL)	0	*1	3	*4	5	*6	8	*10	11

### NOTES

"\*" denotes server. The "Greatest deficit overcome" only applies when the player ends up winning the game.

### LEGEND

MT Men's Team



## Detailed Team Match Results

Papua New Guinea (PNG) **0 - 3** New Zealand (NZL)

**Match 2:** MEA Boe (PNG) **0-3** CORDUE John (NZL)

Match Summary		Match	Game 1	Game 2	Game 3	Game 4	Game 5
MEA Boe	PNG	0	3	1	8		
CORDUE John	NZL	3	11	11	11		
Duration		12min	3min	3min	5min		

Team Match No : MT41 Table : 9 Umpires : BROWN Charles (SCO) COCHRANE Dave (ENG)

Player Statistics	MEA Boe (PNG)						CORDUE John (NZL)					
	Game					Match	Game					Match
	1	2	3	4	5		1	2	3	4	5	
Points won	3	1	8			12	11	11	11			33
Biggest lead	1	-	1			1	8	10	4			10
Points won on own serve	2	1	5			8	5	6	6			17
Points lost on own serve	6	5	5			16	1	0	3			4
Most consecutive points won	1	1	5			5	6	7	4			7
Greatest deficit overcome	-	-	-			-	1	-	1			1
Handedness/Grip	Right/						Right/					

### Game Progress

1	MEA Boe (PNG)	*0	1	*1	1	*2	2	*2	3			
	CORDUE John (NZL)	0	*1	3	*5	6	*8	10	11			
2	MEA Boe (PNG)	0	*0	0	*0	1	*1	1				
	CORDUE John (NZL)	*0	2	*4	6	*7	9	11				
3	MEA Boe (PNG)	*0	0	*0	2	*4	5	*6	7	*7	8	8
	CORDUE John (NZL)	0	*2	4	*4	4	*5	6	*7	9	*10	11

### NOTES

"\*" denotes server. The "Greatest deficit overcome" only applies when the player ends up winning the game.

### LEGEND

MT Men's Team



## Detailed Team Match Results

Papua New Guinea (PNG) **0 - 3** New Zealand (NZL)

**Match 3:** LOI David (PNG) **0-3** XIAO Phillip (NZL)  
FRANK Hila **CORDUE John**

Match Summary		Match	Game 1	Game 2	Game 3	Game 4	Game 5
LOI David / FRANK H	PNG	0	1	12	4		
XIAO Phillip / CORDUE J	NZL	3	11	14	11		
Duration		12min	2min	6min	4min		

Team Match No : MT41 Table : 9 Umpires : BROWN Charles (SCO) COCHRANE Dave (ENG)

Player Statistics	LOI D / FRANK H (PNG)						XIAO P / CORDUE J (NZL)					
	Game					Match	Game					Match
	1	2	3	4	5		1	2	3	4	5	
Points won	1	12	4			17	11	14	11			36
Biggest lead	-	3	2			3	10	3	7			10
Points won on own serve	0	7	4			11	5	8	7			20
Points lost on own serve	6	6	4			16	1	5	0			6
Most consecutive points won	1	4	2			4	8	3	7			8
Greatest deficit overcome	-	-	-			-	-	3	2			3
Handedness/Grip	Right/ - Right/						Right/ - Right/					

### Game Progress

1	LOI D / FRANK H (PNG)	-*0	0	*-1	1	*-1	1	1	1									
	XIAO P / CORDUE J (NZL)	0	*-2	3	*-5	7	*-9	11										
2	LOI D / FRANK H (PNG)	0	*-0	1	*-2	4	*-5	7	*-8	9	*-10	10	*-10	11	*-12	12	*-12	12
	XIAO P / CORDUE J (NZL)	*-0	2	*-3	4	*-4	5	*-5	6	*-7	8	*-10	11	*-11	11	*-12	13	14
3	LOI D / FRANK H (PNG)	-*0	2	*-2	3	*-3	3	*-3	4	4								
	XIAO P / CORDUE J (NZL)	0	*-0	2	*-3	5	*-7	9	*-10	11								

### NOTES

"\*-." denotes first player of pair is server, "-\*" denotes second player of pair is server. The "Greatest deficit overcome" only applies when the pair ends up winning the game.

### LEGEND

MT Men's Team



## Detailed Team Match Results

**Wales (WAL) 3 - 0 Kenya (KEN)**

Team Match No : MT42 Table : 7 Umpires : SUTCLIFFE Russell (ENG) KNOWLES Kathleen (SCO)

Match 1			Match	Game 1	Game 2	Game 3	Game 4	Game 5
A	EDWARDS Conor	WAL	3	11	11	11		
X	MUTURI Peter	KEN	0	2	3	5		
Duration of Match 1			8min	1min	3min	3min		

Match 2			Match	Game 1	Game 2	Game 3	Game 4	Game 5
B	O'CONNELL Daniel	WAL	3	11	11	11		
Y	RINGUI Anthony Mathenge	KEN	0	4	6	6		
Duration of Match 2			13min	4min	4min	4min		

Match 3			Match	Game 1	Game 2	Game 3	Game 4	Game 5
C/A	JENKINS S / EDWARDS C	WAL	3	11	11	11		
Z/Y	OTIENO MO / RINGUI AM	KEN	0	5	5	6		
Duration of Match 3			14min	4min	4min	4min		

Duration of Team Match	<b>44min</b>
------------------------	--------------

Player Statistics	Wales (WAL)					Kenya (KEN)						
	Match					Team Match	Match					Team Match
	1	2	3	4	5		1	2	3	4	5	
Points won	33	32	33			98	10	16	16			42
Biggest lead	9	7	6			9	2	-	4			4
Points won on own serve	19	17	17			53	7	9	9			25
Points lost on own serve	3	7	7			17	14	15	16			45
Most consecutive points won	11	5	6			11	4	3	4			4
Greatest deficit overcome	2	-	4			4	-	-	-			-

### NOTES

The "Greatest deficit overcome" only applies when the player/pair ends up winning the game.

### LEGEND

MT Men's Team



## Detailed Team Match Results

Wales (WAL) 3 - 0 Kenya (KEN)

Match 1: EDWARDS Conor (WAL) 3-0 MUTURI Peter (KEN)

Match Summary		Match	Game 1	Game 2	Game 3	Game 4	Game 5
EDWARDS Conor	WAL	3	11	11	11		
MUTURI Peter	KEN	0	2	3	5		
Duration		8min	1min	3min	3min		

Team Match No : MT42 Table : 7 Umpires : SUTCLIFFE Russell (ENG) KNOWLES Kathleen (SCO)

Player Statistics	EDWARDS Conor (WAL)						MUTURI Peter (KEN)					
	Game					Match	Game					Match
	1	2	3	4	5		1	2	3	4	5	
Points won	11	11	11			33	2	3	5			10
Biggest lead	9	8	6			9	2	-	1			2
Points won on own serve	6	7	6			19	2	2	3			7
Points lost on own serve	0	1	2			3	5	4	5			14
Most consecutive points won	11	5	6			11	2	1	4			4
Greatest deficit overcome	2	-	1			2	-	-	-			-
Handedness/Grip	Right/						/					

### Game Progress

1	EDWARDS Conor (WAL)	0	*0	2	*4	6	*8	10	11	
	MUTURI Peter (KEN)	*0	2	*2	2	*2	2	*2	2	
2	EDWARDS Conor (WAL)	*0	1	*3	5	*6	8	*9	11	
	MUTURI Peter (KEN)	0	*1	1	*1	2	*2	3	3	
3	EDWARDS Conor (WAL)	0	*2	3	*3	4	*5	7	*9	11
	MUTURI Peter (KEN)	*0	0	*1	3	*4	5	*5	5	5

### NOTES

"\*" denotes server. The "Greatest deficit overcome" only applies when the player ends up winning the game.

### LEGEND

MT Men's Team





## Detailed Team Match Results

Wales (WAL) 3 - 0 Kenya (KEN)

Match 2: O'CONNELL Daniel (WAL) 3-0 RINGUI Anthony Mathenge (KEN)

Match Summary		Match	Game 1	Game 2	Game 3	Game 4	Game 5
O'CONNELL Daniel	WAL	3	11	11	11		
RINGUI Anthony Mathenge	KEN	0	4	6	6		
	Duration	13min	4min	4min	4min		

Team Match No : MT42 Table : 7 Umpires : SUTCLIFFE Russell (ENG) KNOWLES Kathleen (SCO)

Player Statistics	O'CONNELL Daniel (WAL)						RINGUI Anthony Mathenge (KEN)					
	Game					Match	Game					Match
	1	2	3	4	5		1	2	3	4	5	
Points won	11	11	10			32	4	6	6			16
Biggest lead	7	5	7			7	-	-	-			-
Points won on own serve	6	4	7			17	2	2	5			9
Points lost on own serve	2	4	1			7	5	7	3			15
Most consecutive points won	4	5	3			5	1	2	3			3
Greatest deficit overcome	-	-	-			-	-	-	-			-
Handedness/Grip	Right/						/					

### Game Progress

1	O'CONNELL Daniel (WAL)	*0	1	*3	4	*5	7	*8	10	11	
	RINGUI Anthony Mathenge (KEN)	0	*1	1	*2	3	*3	4	*4	4	
2	O'CONNELL Daniel (WAL)	0	*2	2	*3	5	*7	8	*9	10	11
	RINGUI Anthony Mathenge (KEN)	*0	0	*2	3	*3	3	*4	5	*6	6
3	O'CONNELL Daniel (WAL)	0	2	*3	5	*6	8	*9	10	*10	11
	RINGUI Anthony Mathenge (KEN)	0	*0	1	*1	2	*2	3	*4	6	6

### NOTES

"\*" denotes server. The "Greatest deficit overcome" only applies when the player ends up winning the game.

### LEGEND

MT Men's Team



## Detailed Team Match Results

Wales (WAL) 3 - 0 Kenya (KEN)

**Match 3:** **JENKINS Stephen (WAL)** 3-0 **OTIENO Michael Owuor (KEN)**  
**EDWARDS Conor** **RINGUI Anthony Mathenge**

Match Summary		Match	Game 1	Game 2	Game 3	Game 4	Game 5
JENKINS Stephen / EDWARDS C	WAL	3	11	11	11		
OTIENO Michael Owuor / RINGUI AM	KEN	0	5	5	6		
Duration		14min	4min	4min	4min		

Team Match No : MT42 Table : 7 Umpires : SUTCLIFFE Russell (ENG) KNOWLES Kathleen (SCO)

Player Statistics	JENKINS S / EDWARDS C (WAL)						OTIENO MO / RINGUI AM (KEN)					
	Game					Match	Game					Match
	1	2	3	4	5		1	2	3	4	5	
Points won	11	11	11			33	5	5	6			16
Biggest lead	6	6	5			6	-	-	4			4
Points won on own serve	6	6	5			17	3	3	3			9
Points lost on own serve	2	2	3			7	5	5	6			16
Most consecutive points won	4	4	6			6	2	1	4			4
Greatest deficit overcome	-	-	4			4	-	-	-			-
Handedness/Grip	Right/ - Right/						/ - /					

### Game Progress

1	JENKINS Stephen (WAL)	0	*-1	3	*-5	6	*-6	7	*-9	11	
	OTIENO Michael Owuor (KEN)	*-0	1	*-1	1	*-2	4	*-5	5	5	
2	JENKINS S / EDWARDS C (WAL)	*-0	2	*-4	5	*-6	8	*-9	10	11	
	OTIENO MO / RINGUI AM (KEN)	0	*-0	0	*-1	2	*-2	3	*-4	5	
3	JENKINS S / EDWARDS C (WAL)	0	*-0	0	*-2	4	*-5	6	*-8	10	11
	OTIENO MO / RINGUI AM (KEN)	*-0	2	*-4	4	*-4	5	*-6	6	*-6	6

### NOTES

"\*-." denotes first player of pair is server, "-\*" denotes second player of pair is server. The "Greatest deficit overcome" only applies when the pair ends up winning the game.

### LEGEND

MT Men's Team



### Detailed Team Match Results

#### New Zealand (NZL) 2 - 3 Wales (WAL)

Team Match No : MT27 Table : 5 Umpires : TAN Corelle (SIN) MUGWANYA Ronald (UGA)

Match 1			Match	Game 1	Game 2	Game 3	Game 4	Game 5
A	<b>XIAO Phillip</b>	NZL	3	11	11	9	11	
X	<b>O'CONNELL Daniel</b>	WAL	1	5	8	11	7	
Duration of Match 1			24min	5min	5min	6min	6min	

Match 2			Match	Game 1	Game 2	Game 3	Game 4	Game 5
B	<b>LIU Tengteng</b>	NZL	3	4	9	11	12	11
Y	<b>JENKINS Ryan</b>	WAL	2	11	11	9	10	6
Duration of Match 2			40min	5min	8min	8min	9min	7min

Match 3			Match	Game 1	Game 2	Game 3	Game 4	Game 5
C/A	<b>LAUGESEN S / XIAO P</b>	NZL	1	10	11	4	8	
Z/X	<b>JENKINS S / O'CONNELL D</b>	WAL	3	12	8	11	11	
Duration of Match 3			27min	8min	6min	4min	6min	

Match 4			Match	Game 1	Game 2	Game 3	Game 4	Game 5
B	<b>LIU Tengteng</b>	NZL	2	11	13	8	7	7
Z	<b>JENKINS Stephen</b>	WAL	3	6	11	11	11	11
Duration of Match 4			41min	6min	8min	7min	8min	8min

Match 5			Match	Game 1	Game 2	Game 3	Game 4	Game 5
C	<b>LAUGESEN Shane</b>	NZL	1	11	7	17	7	
Y	<b>JENKINS Ryan</b>	WAL	3	6	11	19	11	
Duration of Match 5			32min	4min	6min	13min	6min	

Duration of Team Match	<b>2h59min</b>
------------------------	----------------

Player Statistics	New Zealand (NZL)						Wales (WAL)					
	Match					Team Match	Match					Team Match
	1	2	3	4	5		1	2	3	4	5	
Points won	42	47	33	45	42	209	30	46	42	50	47	215
Biggest lead	6	5	3	5	7	7	4	7	7	5	6	7
Points won on own serve	24	22	18	20	21	105	19	23	22	24	25	113
Points lost on own serve	11	23	20	26	22	102	18	25	15	25	21	104
Most consecutive points won	8	6	4	5	7	8	4	6	5	6	5	6
Greatest deficit overcome	4	4	3	4	-	4	-	-	3	4	2	4

**NOTES**

The "Greatest deficit overcome" only applies when the player/pair ends up winning the game.

**LEGEND**

MT Men's Team



## Detailed Team Match Results

New Zealand (NZL) 2 - 3 Wales (WAL)

Match 1: XIAO Phillip (NZL) 3-1 O'CONNELL Daniel (WAL)

Match Summary		Match	Game 1	Game 2	Game 3	Game 4	Game 5
XIAO Phillip	NZL	3	11	11	9	11	
O'CONNELL Daniel	WAL	1	5	8	11	7	
	Duration	24min	5min	5min	6min	6min	

Team Match No : MT27 Table : 5 Umpires : TAN Corelle (SIN) MUGWANYA Ronald (UGA)

Player Statistics	XIAO Phillip (NZL)						O'CONNELL Daniel (WAL)					
	Game					Match	Game					Match
	1	2	3	4	5		1	2	3	4	5	
Points won	11	11	9	11		42	5	8	11	6		30
Biggest lead	6	4	-	4		6	-	2	4	4		4
Points won on own serve	7	8	4	5		24	4	7	5	3		19
Points lost on own serve	1	1	6	3		11	4	3	5	6		18
Most consecutive points won	3	4	3	8		8	2	2	4	4		4
Greatest deficit overcome	-	2	-	4		4	-	-	-	-		-
Handedness/Grip	Right/						Right/					

### Game Progress

1	XIAO Phillip (NZL)	*0	2	*3	5	*5	7	*8	9	11		
	O'CONNELL Daniel (WAL)	0	*0	1	*1	3	*3	4	*5	5		
2	XIAO Phillip (NZL)	0	*0	2	*3	5	*6	8	*9	10	*10	11
	O'CONNELL Daniel (WAL)	*0	2	*2	3	*3	4	*4	5	*6	8	8
3	XIAO Phillip (NZL)	*0	1	*2	2	*2	4	*5	5	*7	8	9
	O'CONNELL Daniel (WAL)	0	*1	2	*4	6	*6	7	*9	9	*10	11
4	XIAO Phillip (NZL)	0	*1	2	*2	2	*3	5	*7	9	11	
	O'CONNELL Daniel (WAL)	0	1	*2	4	*6	7	*7	7	*7	7	

### NOTES

"\*" denotes server. The "Greatest deficit overcome" only applies when the player ends up winning the game.

### LEGEND

MT Men's Team



## Detailed Team Match Results

New Zealand (NZL) 2 - 3 Wales (WAL)

**Match 2:** LIU Tengteng (NZL) 3-2 JENKINS Ryan (WAL)

Match Summary		Match	Game 1	Game 2	Game 3	Game 4	Game 5
LIU Tengteng	NZL	3	4	9	11	12	11
JENKINS Ryan	WAL	2	11	11	9	10	6
	Duration	40min	5min	8min	8min	9min	7min

Team Match No : MT27 Table : 5 Umpires : TAN Corelle (SIN) MUGWANYA Ronald (UGA)

Player Statistics	LIU Tengteng (NZL)						JENKINS Ryan (WAL)					
	Game					Match	Game					Match
	1	2	3	4	5		1	2	3	4	5	
Points won	4	9	11	12	11	47	11	11	9	9	6	46
Biggest lead	-	-	3	2	5	5	7	6	3	4	1	7
Points won on own serve	2	2	6	6	6	22	6	3	5	5	4	23
Points lost on own serve	5	8	4	4	2	23	2	7	5	6	5	25
Most consecutive points won	2	6	5	6	4	6	6	3	2	2	2	6
Greatest deficit overcome	-	-	3	4	1	4	-	-	-	-	-	-
Handedness/Grip	Right/						Right/					

### Game Progress

1	LIU Tengteng (NZL)	0	*0	1	*2	3	*3	3	*4	4				
	JENKINS Ryan (WAL)	*0	2	*3	4	*5	7	*9	10	11				
2	LIU Tengteng (NZL)	*0	0	*1	1	*2	2	*4	6	*8	8	9		
	JENKINS Ryan (WAL)	0	*2	3	*5	6	*8	8	*8	8	*10	11		
3	LIU Tengteng (NZL)	0	*0	1	*2	4	*6	6	*7	9	*10	11		
	JENKINS Ryan (WAL)	*0	2	*3	4	*4	4	*6	7	*7	8	9		
4	LIU Tengteng (NZL)	0	0	*1	2	*3	4	*5	6	*6	8	*10	11	12
	JENKINS Ryan (WAL)	0	*2	3	*4	5	*6	7	*8	10	*10	10	*10	10
5	LIU Tengteng (NZL)	0	*1	2	*3	5	*6	8	*9	10	11			
	JENKINS Ryan (WAL)	*0	1	*2	3	*3	4	*4	5	*6	6			

### NOTES

"\*" denotes server. The "Greatest deficit overcome" only applies when the player ends up winning the game.

### LEGEND

MT Men's Team



## Detailed Team Match Results

New Zealand (NZL) 2 - 3 Wales (WAL)

**Match 3:** LAUGESEN Shane (NZL) 1-3 JENKINS Stephen (WAL)  
XIAO Phillip O'CONNELL Daniel

Match Summary		Match	Game 1	Game 2	Game 3	Game 4	Game 5
LAUGESEN Shane / XIAO P	NZL	1	10	11	4	8	
JENKINS Stephen / O'CONNELL D	WAL	3	12	8	11	11	
Duration		27min	8min	6min	4min	6min	

Team Match No : MT27 Table : 5 Umpires : TAN Corelle (SIN) MUGWANYA Ronald (UGA)

Player Statistics	LAUGESEN S / XIAO P (NZL)						JENKINS S / O'CONNELL D (WAL)					
	Game					Match	Game					Match
	1	2	3	4	5		1	2	3	4	5	
Points won	10	11	4	8		33	12	8	11	11		42
Biggest lead	3	3	-	2		3	2	3	7	6		7
Points won on own serve	4	7	2	5		18	5	5	6	6		22
Points lost on own serve	7	3	5	5		20	6	4	2	3		15
Most consecutive points won	4	4	2	4		4	5	3	5	5		5
Greatest deficit overcome	-	3	-	-		3	3	-	-	2		3
Handedness/Grip	Right/ - Right/						Right/ - Right/					

### Game Progress

1	LAUGESEN S / XIAO P (NZL)	0	*-2	2	*-3	4	*-5	7	*-8	9	*-10	10	*-10	10
	JENKINS S / O'CONNELL D (WAL)	*-0	0	*-2	3	*-4	5	*-5	6	*-7	8	*-10	11	12
2	LAUGESEN S / XIAO P (NZL)	*-0	0	*-1	3	*-4	6	*-6	7	*-8	10	11		
	JENKINS S / O'CONNELL D (WAL)	0	*-2	3	*-3	4	*-4	6	*-7	8	*-8	8		
3	LAUGESEN S / XIAO P (NZL)	0	*-0	0	*-1	2	*-2	3	*-4	4				
	JENKINS S / O'CONNELL D (WAL)	*-0	2	*-4	5	*-6	8	*-9	10	11				
4	LAUGESEN S / XIAO P (NZL)	*-0	2	*-2	2	*-3	3	*-3	5	*-7	8	8		
	JENKINS S / O'CONNELL D (WAL)	0	*-0	2	*-4	5	*-7	9	*-9	9	*-10	11		

### NOTES

"\*-." denotes first player of pair is server, "-\*" denotes second player of pair is server. The "Greatest deficit overcome" only applies when the pair ends up winning the game.

### LEGEND

MT Men's Team



## Detailed Team Match Results

New Zealand (NZL) 2 - 3 Wales (WAL)

Match 4: LIU Tengteng (NZL) 2-3 JENKINS Stephen (WAL)

Match Summary		Match	Game 1	Game 2	Game 3	Game 4	Game 5
LIU Tengteng	NZL	2	11	13	8	7	7
JENKINS Stephen	WAL	3	6	11	11	11	11
Duration		41min	6min	8min	7min	8min	8min

Team Match No : MT27 Table : 5 Umpires : TAN Corelle (SIN) MUGWANYA Ronald (UGA)

Player Statistics	LIU Tengteng (NZL)						JENKINS Stephen (WAL)					
	Game					Match	Game					Match
	1	2	3	4	5		1	2	3	4	5	
Points won	11	13	8	6	7	45	6	11	11	11	11	50
Biggest lead	5	2	3	4	-	5	1	4	3	4	5	5
Points won on own serve	5	7	3	2	3	20	3	6	5	4	6	24
Points lost on own serve	3	5	6	7	5	26	6	6	5	4	4	25
Most consecutive points won	3	4	2	5	3	5	1	3	4	6	5	6
Greatest deficit overcome	1	4	-	-	-	4	-	-	3	4	-	4
Handedness/Grip	Right/						Right/					

### Game Progress

1	LIU Tengteng (NZL)	0	*1	2	*4	5	*6	8	*9	10	11					
	JENKINS Stephen (WAL)	*0	1	*2	2	*3	4	*4	5	*6	6					
2	LIU Tengteng (NZL)	*0	0	*1	2	*2	4	*5	7	*8	8	*10	11	*11	12	13
	JENKINS Stephen (WAL)	0	*2	3	*4	6	*6	7	*7	8	*10	10	*10	11	*11	11
3	LIU Tengteng (NZL)	0	*2	2	*4	5	*6	7	*7	8	*8	8				
	JENKINS Stephen (WAL)	*0	0	*2	2	*3	4	*5	7	*8	10	11				
4	LIU Tengteng (NZL)	0	1	*2	4	*6	6	*6	6	*7	7					
	JENKINS Stephen (WAL)	0	*1	2	*2	2	*4	6	*8	9	11					
5	LIU Tengteng (NZL)	0	*0	0	*1	2	*4	5	*6	7	7					
	JENKINS Stephen (WAL)	*0	2	*4	5	*6	6	*7	8	*9	11					

### NOTES

"\*" denotes server. The "Greatest deficit overcome" only applies when the player ends up winning the game.

### LEGEND

MT Men's Team



## Detailed Team Match Results

New Zealand (NZL) 2 - 3 Wales (WAL)

**Match 5:** LAUGESEN Shane (NZL) 1-3 JENKINS Ryan (WAL)

Match Summary		Match	Game 1	Game 2	Game 3	Game 4	Game 5
LAUGESEN Shane	NZL	1	11	7	17	7	
JENKINS Ryan	WAL	3	6	11	19	11	
Duration		32min	4min	6min	13min	6min	

Team Match No : MT27 Table : 5 Umpires : TAN Corelle (SIN) MUGWANYA Ronald (UGA)

Player Statistics	LAUGESEN Shane (NZL)						JENKINS Ryan (WAL)					
	Game					Match	Game					Match
	1	2	3	4	5		1	2	3	4	5	
Points won	11	7	17	7		42	6	11	19	11		47
Biggest lead	7	1	2	-		7	-	4	2	6		6
Points won on own serve	7	4	7	3		21	4	7	8	6		25
Points lost on own serve	2	4	11	5		22	4	3	10	4		21
Most consecutive points won	7	2	4	3		7	3	5	3	5		5
Greatest deficit overcome	-	-	-	-		-	-	1	2	-		2
Handedness/Grip	Right/						Right/					

### Game Progress

1	LAUGESEN Shane (NZL)	*0	2	*4	6	*7	8	*8	9	*10	11	JENKINS Ryan (WAL)	0	*0	0	*0	1	*2	4	*5	6	6														
2	LAUGESEN Shane (NZL)	0	*1	1	*1	2	*4	5	*5	7	7	JENKINS Ryan (WAL)	*0	1	*3	5	*6	6	*7	9	*9	11														
3	LAUGESEN Shane (NZL)	*0	2	*3	3	*4	4	*6	8	*8	9	*10	10	*11	11	*12	13	*13	JENKINS Ryan (WAL)	0	*0	1	*3	4	*6	6	*6	8	*9	10	*11	11	*12	12	*12	13
		13	*14	14	*15	15	*16	17	*17	17	17		*14	14	*15	15	*16	16	*16	17	*18	19														
4	LAUGESEN Shane (NZL)	0	*0	0	*1	2	*3	3	*4	6	7	JENKINS Ryan (WAL)	*0	2	*4	5	*6	7	*9	10	*10	11														

### NOTES

"\*" denotes server. The "Greatest deficit overcome" only applies when the player ends up winning the game.

### LEGEND

MT Men's Team





## Detailed Team Match Results

### Papua New Guinea (PNG) 0 - 3 Kenya (KEN)

Team Match No : MT28 Table : 4 Umpires : DZIOBA Greg (CAN) JUTLE Harry (ENG)

Match 1			Match	Game 1	Game 2	Game 3	Game 4	Game 5
A	SEPA SIMOI Gasika	PNG	0	6	5	4		
X	MUTURI Peter	KEN	3	11	11	11		
Duration of Match 1			11min	4min	4min	4min		

Match 2			Match	Game 1	Game 2	Game 3	Game 4	Game 5
B	LOI Geoffrey	PNG	1	7	11	4	5	
Y	RINGUI Anthony Mathenge	KEN	3	11	7	11	11	
Duration of Match 2			18min	4min	5min	5min	5min	

Match 3			Match	Game 1	Game 2	Game 3	Game 4	Game 5
C/A	MEA B / SEPA SIMOI G	PNG	0	8	2	9		
Z/Y	OTIENO MO / RINGUI AM	KEN	3	11	11	11		
Duration of Match 3			13min	4min	3min	4min		

Duration of Team Match	52min
------------------------	-------

Player Statistics	Papua New Guinea (PNG)					Kenya (KEN)						
	Match				Team	Match				Team		
	1	2	3	4	5	Match	1	2	3	4	5	Match
Points won	14	27	19			60	32	38	33			103
Biggest lead	2	4	3			4	7	7	9			9
Points won on own serve	8	13	8			29	16	19	15			50
Points lost on own serve	16	19	18			53	6	14	11			31
Most consecutive points won	2	4	3			4	5	7	9			9
Greatest deficit overcome	-	1	-			1	2	3	3			3

#### NOTES

The "Greatest deficit overcome" only applies when the player/pair ends up winning the game.

#### LEGEND

MT Men's Team



## Detailed Team Match Results

Papua New Guinea (PNG) **0 - 3** Kenya (KEN)

**Match 1:** SEPA SIMOI Gasika (PNG) **0-3** MUTURI Peter (KEN)

Match Summary		Match	Game 1	Game 2	Game 3	Game 4	Game 5
SEPA SIMOI Gasika	PNG	0	6	5	4		
MUTURI Peter	KEN	3	11	11	11		
Duration		11min	4min	4min	4min		

Team Match No : MT28 Table : 4 Umpires : DZIOBA Greg (CAN) JUTLE Harry (ENG)

Player Statistics	SEPA SIMOI Gasika (PNG)						MUTURI Peter (KEN)					
	Game					Match	Game					Match
	1	2	3	4	5		1	2	3	4	5	
Points won	6	5	3			14	11	10	11			32
Biggest lead	1	-	2			2	5	6	7			7
Points won on own serve	3	3	2			8	5	5	6			16
Points lost on own serve	6	5	5			16	3	2	1			6
Most consecutive points won	2	2	2			2	5	3	5			5
Greatest deficit overcome	-	-	-			-	1	-	2			2
Handedness/Grip	Right/						/					

### Game Progress

1	SEPA SIMOI Gasika (PNG)	*0	0	*2	3	*4	4	*4	6	*6	6
	MUTURI Peter (KEN)	0	*2	2	*3	4	*6	8	*8	10	11
2	SEPA SIMOI Gasika (PNG)	0	*0	1	*1	3	*4	4	*5	5	
	MUTURI Peter (KEN)	0	2	*3	5	*5	6	*8	9	11	
3	SEPA SIMOI Gasika (PNG)	0	2	*2	3	*3	3	*4	4	4	
	MUTURI Peter (KEN)	0	*0	2	*3	5	*7	8	*10	11	

### NOTES

"\*" denotes server. The "Greatest deficit overcome" only applies when the player ends up winning the game.

### LEGEND

MT Men's Team



### Detailed Team Match Results

Papua New Guinea (PNG) **0 - 3** Kenya (KEN)

**Match 2:** LOI Geoffrey (PNG) **1-3** RINGUI Anthony Mathenge (KEN)

Match Summary		Match	Game 1	Game 2	Game 3	Game 4	Game 5
LOI Geoffrey	PNG	1	7	11	4	5	
<b>RINGUI Anthony Mathenge</b>	<b>KEN</b>	<b>3</b>	11	7	11	11	
Duration		<b>18min</b>	4min	5min	5min	5min	

Team Match No : MT28 Table : 4 Umpires : DZIOBA Greg (CAN) JUTLE Harry (ENG)

Player Statistics	LOI Geoffrey (PNG)						RINGUI Anthony Mathenge (KEN)					
	Game					Match	Game					Match
	1	2	3	4	5		1	2	3	4	5	
Points won	7	11	4	5		<b>27</b>	11	7	10	10		<b>38</b>
Biggest lead	3	4	-	-		<b>4</b>	5	1	7	6		<b>7</b>
Points won on own serve	4	5	1	3		<b>13</b>	7	2	4	6		<b>19</b>
Points lost on own serve	4	5	6	4		<b>19</b>	3	6	3	2		<b>14</b>
Most consecutive points won	3	4	1	2		<b>4</b>	7	2	5	4		<b>7</b>
Greatest deficit overcome	-	1	-	-		<b>1</b>	3	-	-	-		<b>3</b>
Handedness/Grip	Right/						/					

#### Game Progress

1	LOI Geoffrey (PNG)	0	*1	3	*4	5	*5	5	*5	6	7
	<b>RINGUI Anthony Mathenge (KEN)</b>	*0	1	*1	2	*3	5	*7	9	*10	<b>11</b>
2	LOI Geoffrey (PNG)	*0	1	*3	4	*5	5	*7	8	*9	<b>11</b>
	RINGUI Anthony Mathenge (KEN)	0	*1	1	*2	3	*5	5	*6	7	7
3	LOI Geoffrey (PNG)	0	*1	2	*2	2	*3	3	*4		<b>4</b>
	<b>RINGUI Anthony Mathenge (KEN)</b>	0	1	*2	4	*6	7	*9	10		<b>11</b>
4	LOI Geoffrey (PNG)	0	0	*1	2	*2	3	*4	5		<b>5</b>
	<b>RINGUI Anthony Mathenge (KEN)</b>	0	*2	3	*4	6	*7	8	*9		<b>11</b>

#### NOTES

"\*" denotes server. The "Greatest deficit overcome" only applies when the player ends up winning the game.

#### LEGEND

MT Men's Team



## Detailed Team Match Results

Papua New Guinea (PNG) **0 - 3** Kenya (KEN)

**Match 3:** MEA Boe (PNG) **0-3** OTIENO Michael Owuor (KEN)  
SEPA SIMOI Gasika RINGUI Anthony Mathenge

Match Summary		Match	Game 1	Game 2	Game 3	Game 4	Game 5
MEA Boe / SEPA SIMOI G	PNG	0	8	2	9		
OTIENO Michael Owuor / RINGUI AM	KEN	3	11	11	11		
Duration		13min	4min	3min	4min		

Team Match No : MT28 Table : 4 Umpires : DZIOBA Greg (CAN) JUTLE Harry (ENG)

Player Statistics	MEA B / SEPA SIMOI G (PNG)						OTIENO MO / RINGUI AM (KEN)					
	Game					Match	Game					Match
	1	2	3	4	5		1	2	3	4	5	
Points won	8	2	9			19	11	11	11			33
Biggest lead	-	1	3			3	5	9	2			9
Points won on own serve	4	1	3			8	6	5	4			15
Points lost on own serve	5	6	7			18	4	1	6			11
Most consecutive points won	3	1	3			3	3	9	5			9
Greatest deficit overcome	-	-	-			-	-	1	3			3
Handedness/Grip	Right/ - Right/						/ - /					

### Game Progress

1	MEA B / SEPA SIMOI G (PNG)	0	*-0	1	*-1	2	*-3	4	*-6	7	*-8	8
	OTIENO MO / RINGUI AM (KEN)	*-0	2	*-3	5	*-6	7	*-8	8	*-9	10	11
2	MEA B / SEPA SIMOI G (PNG)	*-0	1	*-1	1	*-1	1	*-2	2			
	OTIENO MO / RINGUI AM (KEN)	0	*-1	3	*-5	7	*-9	10	11			
3	MEA B / SEPA SIMOI G (PNG)	0	*-1	2	*-4	5	*-5	5	*-6	7	*-9	9
	OTIENO MO / RINGUI AM (KEN)	*-0	1	*-2	2	*-3	5	*-7	8	*-9	9	11

### NOTES

"\*-." denotes first player of pair is server, "-\*" denotes second player of pair is server. The "Greatest deficit overcome" only applies when the pair ends up winning the game.

### LEGEND

MT Men's Team



## Detailed Team Match Results

Kenya (KEN) 0 - 3 New Zealand (NZL)

Team Match No : MT13 Table : 2 Umpires : PURCELL Tom (ENG) TONGE Karen (ENG)

Match 1			Match	Game 1	Game 2	Game 3	Game 4	Game 5
A	MUTURI Peter	KEN	0	7	4	7		
X	LIU Tengeng	NZL	3	11	11	11		
Duration of Match 1			17min	5min	5min	6min		

Match 2			Match	Game 1	Game 2	Game 3	Game 4	Game 5
B	RINGUI Anthony Mathenge	KEN	0	7	3	7		
Y	XIAO Phillip	NZL	3	11	11	11		
Duration of Match 2			15min	5min	3min	5min		

Match 3			Match	Game 1	Game 2	Game 3	Game 4	Game 5
C/B	OTIENO MO / RINGUI AM	KEN	0	3	8	2		
Z/Y	LAUGESEN S / XIAO P	NZL	3	11	11	11		
Duration of Match 3			11min	3min	4min	3min		

Duration of Team Match	54min
------------------------	-------

Player Statistics	Kenya (KEN)					New Zealand (NZL)						
	Match					Team Match	Match					Team Match
	1	2	3	4	5		1	2	3	4	5	
Points won	18	17	13			48	33	32	32			97
Biggest lead	3	1	1			3	7	8	9			9
Points won on own serve	11	9	5			25	17	16	14			47
Points lost on own serve	16	16	18			50	7	8	8			23
Most consecutive points won	3	4	3			4	4	6	9			9
Greatest deficit overcome	-	-	-			-	3	1	1			3

### NOTES

The "Greatest deficit overcome" only applies when the player/pair ends up winning the game.

### LEGEND

MT Men's Team



## Detailed Team Match Results

Kenya (KEN) **0 - 3** New Zealand (NZL)

**Match 1:** MUTURI Peter (KEN) **0-3** LIU Tengpeng (NZL)

Match Summary		Match	Game 1	Game 2	Game 3	Game 4	Game 5
MUTURI Peter	KEN	0	7	4	7		
LIU Tengpeng	NZL	3	11	11	11		
Duration		17min	5min	5min	6min		

Team Match No : MT13 Table : 2 Umpires : PURCELL Tom (ENG) TONGE Karen (ENG)

Player Statistics	MUTURI Peter (KEN)						LIU Tengpeng (NZL)					
	Game					Match	Game					Match
	1	2	3	4	5		1	2	3	4	5	
Points won	7	4	7			18	11	11	11			33
Biggest lead	-	-	3			3	4	7	4			7
Points won on own serve	6	2	3			11	7	6	4			17
Points lost on own serve	4	5	7			16	1	2	4			7
Most consecutive points won	2	1	3			3	4	3	4			4
Greatest deficit overcome	-	-	-			-	-	-	3			3
Handedness/Grip	/						Right/					

### Game Progress

1	MUTURI Peter (KEN)	*0	1	*1	3	*4	5	*5	7	*7	7
	LIU Tengpeng (NZL)	0	*1	3	*3	4	*5	7	*7	9	11
2	MUTURI Peter (KEN)	0	*0	1	*1	2	*3	3	*4	4	
	LIU Tengpeng (NZL)	*0	2	*3	5	*6	7	*9	10	11	
3	MUTURI Peter (KEN)	*0	2	*3	4	*5	5	*6	6	*7	7
	LIU Tengpeng (NZL)	0	*0	1	*2	3	*5	6	*8	9	11

### NOTES

"\*" denotes server. The "Greatest deficit overcome" only applies when the player ends up winning the game.

### LEGEND

MT Men's Team



## Detailed Team Match Results

Kenya (KEN) **0 - 3** New Zealand (NZL)

**Match 2:** RINGUI Anthony Mathenge (KEN) **0-3** XIAO Phillip (NZL)

Match Summary		Match	Game 1	Game 2	Game 3	Game 4	Game 5
RINGUI Anthony Mathenge	KEN	0	7	3	7		
XIAO Phillip	NZL	3	11	11	11		
Duration		15min	5min	3min	5min		

Team Match No : MT13 Table : 2 Umpires : PURCELL Tom (ENG) TONGE Karen (ENG)

Player Statistics	RINGUI Anthony Mathenge (KEN)						XIAO Phillip (NZL)					
	Game					Match	Game					Match
	1	2	3	4	5		1	2	3	4	5	
Points won	7	3	7			17	11	11	10			32
Biggest lead	-	-	1			1	4	8	4			8
Points won on own serve	3	2	4			9	4	7	5			16
Points lost on own serve	7	4	5			16	4	1	3			8
Most consecutive points won	3	1	4			4	2	6	4			6
Greatest deficit overcome	-	-	-			-	-	-	1			1
Handedness/Grip	/						Right/					

### Game Progress

1	RINGUI Anthony Mathenge (KEN)	*0	1	*1	2	*3	3	*5	6	*7	7
	XIAO Phillip (NZL)	0	*1	3	*4	5	*7	7	*8	9	11
2	RINGUI Anthony Mathenge (KEN)	0	*0	1	*1	1	*2	3	3		
	XIAO Phillip (NZL)	*0	2	*3	5	*7	8	*9	11		
3	RINGUI Anthony Mathenge (KEN)	0	0	*1	3	*4	5	*5	5	*6	7
	XIAO Phillip (NZL)	0	*2	3	*3	4	*5	7	*9	10	11

### NOTES

"\*" denotes server. The "Greatest deficit overcome" only applies when the player ends up winning the game.

### LEGEND

MT Men's Team



## Detailed Team Match Results

Kenya (KEN) **0 - 3** New Zealand (NZL)

**Match 3:** OTIENO Michael Owuor (KEN) **0-3** LAUGESEN Shane (NZL)  
RINGUI Anthony Mathenge XIAO Phillip

Match Summary		Match	Game 1	Game 2	Game 3	Game 4	Game 5
OTIENO Michael Owuor / RINGUI AM	KEN	0	3	8	2		
LAUGESEN Shane / XIAO P	NZL	3	11	11	11		
Duration		11min	3min	4min	3min		

Team Match No : MT13 Table : 2 Umpires : PURCELL Tom (ENG) TONGE Karen (ENG)

Player Statistics	OTIENO MO / RINGUI AM (KEN)						LAUGESEN S / XIAO P (NZL)					
	Game					Match	Game					Match
	1	2	3	4	5		1	2	3	4	5	
Points won	3	8	2			13	11	11	10			32
Biggest lead	-	1	-			1	8	6	9			9
Points won on own serve	2	2	1			5	5	4	5			14
Points lost on own serve	6	7	5			18	1	6	1			8
Most consecutive points won	1	3	1			3	6	7	9			9
Greatest deficit overcome	-	-	-			-	-	1	-			1
Handedness/Grip	/ - /						Right/ - Right/					

### Game Progress

1	OTIENO MO / RINGUI AM (KEN)	-*0	1	*-1	2	-*3	3	*-3	3			3
	LAUGESEN S / XIAO P (NZL)	0	-*1	3	*-4	5	-*7	9	11			11
2	OTIENO MO / RINGUI AM (KEN)	0	-*1	2	*-3	3	-*3	3	*-5	6	-*8	8
	LAUGESEN S / XIAO P (NZL)	-*0	1	*-2	3	-*5	7	*-9	9	-*10	10	11
3	OTIENO MO / RINGUI AM (KEN)	0	0	*-0	0	-*0	1	*-2	2			2
	LAUGESEN S / XIAO P (NZL)	0	-*2	4	*-6	8	-*9	10	11			11

### NOTES

"\*-." denotes first player of pair is server, "-\*" denotes second player of pair is server. The "Greatest deficit overcome" only applies when the pair ends up winning the game.

### LEGEND

MT Men's Team





## Detailed Team Match Results

Papua New Guinea (PNG) **0 - 3** Wales (WAL)

Team Match No : MT14 Table : 8 Umpires : DZIOBA Greg (CAN) JUTLE Harry (ENG)

Match 1			Match	Game 1	Game 2	Game 3	Game 4	Game 5
A	LOI Geoffrey	PNG	0	3	2	4		
X	<b>JENKINS Stephen</b>	<b>WAL</b>	<b>3</b>	11	11	11		
Duration of Match 1			<b>10min</b>	3min	4min	4min		

Match 2			Match	Game 1	Game 2	Game 3	Game 4	Game 5
B	LOI David	PNG	0	3	2	2		
Y	<b>JENKINS Ryan</b>	<b>WAL</b>	<b>3</b>	11	11	11		
Duration of Match 2			<b>9min</b>	3min	3min	3min		

Match 3			Match	Game 1	Game 2	Game 3	Game 4	Game 5
C/B	SEPA SIMOI G / LOI D	PNG	0	4	2	5		
Z/X	<b>O'CONNELL D / JENKINS S</b>	<b>WAL</b>	<b>3</b>	11	11	11		
Duration of Match 3			<b>13min</b>	5min	3min	4min		

Duration of Team Match	<b>42min</b>
------------------------	--------------

Player Statistics	Papua New Guinea (PNG)					Wales (WAL)						
	Match				Team	Match				Team		
	1	2	3	4	5	Match	1	2	3	4	5	Match
Points won	9	7	11			<b>27</b>	31	32	32			<b>95</b>
Biggest lead	-	-	-			-	9	10	9			<b>10</b>
Points won on own serve	4	6	8			<b>18</b>	16	18	19			<b>53</b>
Points lost on own serve	15	14	13			<b>42</b>	5	1	3			<b>9</b>
Most consecutive points won	3	3	3			<b>3</b>	7	10	7			<b>10</b>
Greatest deficit overcome	-	-	-			-	-	-	-			-

### NOTES

The "Greatest deficit overcome" only applies when the player/pair ends up winning the game.

### LEGEND

MT Men's Team



## Detailed Team Match Results

Papua New Guinea (PNG) **0 - 3** Wales (WAL)

**Match 1:** LOI Geoffrey (PNG) **0-3** JENKINS Stephen (WAL)

Match Summary		Match	Game 1	Game 2	Game 3	Game 4	Game 5
LOI Geoffrey	PNG	0	3	2	4		
JENKINS Stephen	WAL	3	11	11	11		
Duration		10min	3min	4min	4min		

Team Match No : MT14 Table : 8 Umpires : DZIOBA Greg (CAN) JUTLE Harry (ENG)

Player Statistics	LOI Geoffrey (PNG)						JENKINS Stephen (WAL)					
	Game					Match	Game					Match
	1	2	3	4	5		1	2	3	4	5	
Points won	3	2	4			9	11	10	10			31
Biggest lead	-	-	-			-	8	9	7			9
Points won on own serve	2	0	2			4	7	4	5			16
Points lost on own serve	4	6	5			15	1	2	2			5
Most consecutive points won	3	1	1			3	6	7	4			7
Greatest deficit overcome	-	-	-			-	-	-	-			-
Handedness/Grip	Right/						Right/					

### Game Progress

1	LOI Geoffrey (PNG)	0	*0	0	*1	3	*3	3	3	3
	JENKINS Stephen (WAL)	*0	2	*4	5	*5	7	*9	11	
2	LOI Geoffrey (PNG)	0	0	*1	1	*1	1	*2	2	
	JENKINS Stephen (WAL)	0	*2	3	*5	7	*9	10	11	
3	LOI Geoffrey (PNG)	0	*0	1	*1	2	*3	3	*4	4
	JENKINS Stephen (WAL)	0	2	*3	5	*6	7	*9	10	11

### NOTES

"\*" denotes server. The "Greatest deficit overcome" only applies when the player ends up winning the game.

### LEGEND

MT Men's Team



## Detailed Team Match Results

Papua New Guinea (PNG) **0 - 3** Wales (WAL)

**Match 2:** LOI David (PNG) **0-3** JENKINS Ryan (WAL)

Match Summary		Match	Game 1	Game 2	Game 3	Game 4	Game 5
LOI David	PNG	0	3	2	2		
JENKINS Ryan	WAL	3	11	11	11		
Duration		9min	3min	3min	3min		

Team Match No : MT14 Table : 8 Umpires : DZIOBA Greg (CAN) JUTLE Harry (ENG)

Player Statistics	LOI David (PNG)						JENKINS Ryan (WAL)					
	Game					Match	Game					Match
	1	2	3	4	5		1	2	3	4	5	
Points won	3	2	2			7	11	11	10			32
Biggest lead	-	-	-			-	8	10	9			10
Points won on own serve	2	2	2			6	5	7	6			18
Points lost on own serve	6	4	4			14	1	0	0			1
Most consecutive points won	3	2	1			3	7	10	4			10
Greatest deficit overcome	-	-	-			-	-	-	-			-
Handedness/Grip	Right/						Right/					

### Game Progress

1	LOI David (PNG)	*0	0	*0	0	*1	3	*3	3
	JENKINS Ryan (WAL)	0	*2	4	*6	7	*7	9	11
2	LOI David (PNG)	0	*0	0	*0	0	*0	2	2
	JENKINS Ryan (WAL)	*0	2	*4	6	*8	10	*10	11
3	LOI David (PNG)	0	0	*0	1	*1	2	*2	2
	JENKINS Ryan (WAL)	0	*2	4	*5	7	*8	10	11

### NOTES

"\*" denotes server. The "Greatest deficit overcome" only applies when the player ends up winning the game.

### LEGEND

MT Men's Team



## Detailed Team Match Results

Papua New Guinea (PNG) **0 - 3** Wales (WAL)

**Match 3:** SEPA SIMOI Gasika (PNG) **0-3** O'CONNELL Daniel (WAL)  
LOI David JENKINS Stephen

Match Summary		Match	Game 1	Game 2	Game 3	Game 4	Game 5
SEPA SIMOI Gasika / LOI D	PNG	0	4	2	5		
O'CONNELL Daniel / JENKINS S	WAL	3	11	11	11		
Duration		13min	5min	3min	4min		

Team Match No : MT14 Table : 8 Umpires : DZIOBA Greg (CAN) JUTLE Harry (ENG)

Player Statistics	SEPA SIMOI G / LOI D (PNG)						O'CONNELL D / JENKINS S (WAL)					
	Game					Match	Game					Match
	1	2	3	4	5		1	2	3	4	5	
Points won	4	2	5			11	11	11	10			32
Biggest lead	-	-	-			-	9	9	6			9
Points won on own serve	2	2	4			8	5	7	7			19
Points lost on own serve	6	4	3			13	2	0	1			3
Most consecutive points won	3	1	1			3	7	7	4			7
Greatest deficit overcome	-	-	-			-	-	-	-			-
Handedness/Grip	Right/ - Right/						Right/ - Right/					

### Game Progress

1	SEPA SIMOI G / LOI D (PNG)	*-0	0	*-1	1	*-1	1	*-2	4	4
	O'CONNELL D / JENKINS S (WAL)	0	*-2	3	*-5	7	*-9	10	*-10	11
2	SEPA SIMOI G / LOI D (PNG)	0	*-0	0	*-0	1	*-1	2	2	
	O'CONNELL D / JENKINS S (WAL)	*-0	2	*-4	6	*-7	9	*-10	11	
3	SEPA SIMOI G / LOI D (PNG)	0	1	*-1	2	*-3	4	*-4	5	5
	O'CONNELL D / JENKINS S (WAL)	0	*-1	3	*-4	5	*-6	8	*-9	11

### NOTES

"\*-." denotes first player of pair is server, "-\*" denotes second player of pair is server. The "Greatest deficit overcome" only applies when the pair ends up winning the game.

### LEGEND

MT Men's Team



## Detailed Team Match Results

### New Zealand (NZL) 3 - 0 Barbados (BAR)

Team Match No : MT52 Table : 4 Umpires : DUBEY Atul (IND) HOUSTON Sinclair (SCO)

Match 1			Match	Game 1	Game 2	Game 3	Game 4	Game 5
A	XIAO Phillip	NZL	3	11	11	3	11	
X	FARLEY Kevin	BAR	1	4	6	11	6	
Duration of Match 1			20min	3min	5min	5min	7min	

Match 2			Match	Game 1	Game 2	Game 3	Game 4	Game 5
B	LIU Tengteng	NZL	3	11	11	11		
Y	FARLEY Trevor	BAR	0	2	3	5		
Duration of Match 2			18min	7min	5min	6min		

Match 3			Match	Game 1	Game 2	Game 3	Game 4	Game 5
C/A	LAUGESEN S / XIAO P	NZL	3	11	11	11		
Z/Y	DOWELL MA / FARLEY T	BAR	0	5	3	4		
Duration of Match 3			15min	4min	6min	6min		

Duration of Team Match	<b>59min</b>
------------------------	--------------

Player Statistics	New Zealand (NZL)					Barbados (BAR)						
	Match				Team	Match				Team		
	1	2	3	4	5	Match	1	2	3	4	5	Match
Points won	34	31	33			98	27	10	11			48
Biggest lead	7	9	8			9	8	-	2			8
Points won on own serve	21	19	17			57	18	8	5			31
Points lost on own serve	9	2	6			17	13	12	16			41
Most consecutive points won	4	5	6			6	9	3	3			9
Greatest deficit overcome	2	-	2			2	1	-	-			1

#### NOTES

The "Greatest deficit overcome" only applies when the player/pair ends up winning the game.

#### LEGEND

MT Men's Team



## Detailed Team Match Results

New Zealand (NZL) 3 - 0 Barbados (BAR)

Match 1: XIAO Phillip (NZL) 3-1 FARLEY Kevin (BAR)

Match Summary		Match	Game 1	Game 2	Game 3	Game 4	Game 5
XIAO Phillip	NZL	3	11	11	3	11	
FARLEY Kevin	BAR	1	4	6	11	6	
	Duration	20min	3min	5min	5min	7min	

Team Match No : MT52 Table : 4 Umpires : DUBEY Atul (IND) HOUSTON Sinclair (SCO)

Player Statistics	XIAO Phillip (NZL)						FARLEY Kevin (BAR)					
	Game					Match	Game					Match
	1	2	3	4	5		1	2	3	4	5	
Points won	11	11	2	10		34	4	6	11	6		27
Biggest lead	7	6	1	5		7	-	-	8	2		8
Points won on own serve	6	8	2	5		21	3	5	7	3		18
Points lost on own serve	1	1	4	3		9	5	3	0	5		13
Most consecutive points won	3	3	2	4		4	1	2	9	3		9
Greatest deficit overcome	-	-	-	2		2	-	-	1	-		1
Handedness/Grip	Right/						Left/					

### Game Progress

1	XIAO Phillip (NZL)	0	*2	3	*4	6	*7	9	*10	11	
	FARLEY Kevin (BAR)	*0	0	*1	2	*2	3	*3	4	4	
2	XIAO Phillip (NZL)	*0	2	*3	5	*6	7	*8	10	*10	11
	FARLEY Kevin (BAR)	0	*0	1	*1	2	*3	4	*4	6	6
3	XIAO Phillip (NZL)	0	*1	1	*1	1	*1	3	3		
	FARLEY Kevin (BAR)	0	1	*3	5	*7	9	*9	11		
4	XIAO Phillip (NZL)	0	1	*1	2	*4	5	*7	9	*10	11
	FARLEY Kevin (BAR)	0	*1	3	*4	4	*5	5	*5	6	6

### NOTES

"\*" denotes server. The "Greatest deficit overcome" only applies when the player ends up winning the game.

### LEGEND

MT Men's Team



## Detailed Team Match Results

New Zealand (NZL) 3 - 0 Barbados (BAR)

Match 2: LIU Tengteng (NZL) 3-0 FARLEY Trevor (BAR)

Match Summary		Match	Game 1	Game 2	Game 3	Game 4	Game 5
LIU Tengteng	NZL	3	11	11	11		
FARLEY Trevor	BAR	0	2	3	5		
	Duration	18min	7min	5min	6min		

Team Match No : MT52 Table : 4 Umpires : DUBEY Atul (IND) HOUSTON Sinclair (SCO)

Player Statistics	LIU Tengteng (NZL)						FARLEY Trevor (BAR)					
	Game					Match	Game					Match
	1	2	3	4	5		1	2	3	4	5	
Points won	11	10	10			31	2	3	5			10
Biggest lead	9	8	6			9	-	-	-			-
Points won on own serve	5	7	7			19	1	3	4			8
Points lost on own serve	1	0	1			2	6	3	3			12
Most consecutive points won	5	3	5			5	1	1	3			3
Greatest deficit overcome	-	-	-			-	-	-	-			-
Handedness/Grip	Right/						Right/					

### Game Progress

1	LIU Tengteng (NZL)	0	*2	4	*5	7	*9	10	11	
	FARLEY Trevor (BAR)	*0	0	*0	1	*1	1	*2	2	
2	LIU Tengteng (NZL)	0	2	*3	5	*6	8	*9	11	
	FARLEY Trevor (BAR)	0	*0	1	*1	2	*2	3	3	
3	LIU Tengteng (NZL)	0	*2	4	*5	6	*6	8	*9	11
	FARLEY Trevor (BAR)	0	0	*0	1	*2	4	*4	5	5

### NOTES

"\*" denotes server. The "Greatest deficit overcome" only applies when the player ends up winning the game.

### LEGEND

MT Men's Team



## Detailed Team Match Results

New Zealand (NZL) 3 - 0 Barbados (BAR)

**Match 3:** LAUGESEN Shane (NZL) 3-0 DOWELL Mark-Anthony (BAR)  
XIAO Phillip FARLEY Trevor

Match Summary		Match	Game 1	Game 2	Game 3	Game 4	Game 5
LAUGESEN Shane / XIAO P	NZL	3	11	11	11		
DOWELL Mark-Anthony / FARLEY T	BAR	0	5	3	4		
	Duration	15min	4min	6min	6min		

Team Match No : MT52 Table : 4 Umpires : DUBEY Atul (IND) HOUSTON Sinclair (SCO)

Player Statistics	LAUGESEN S / XIAO P (NZL)						DOWELL MA / FARLEY T (BAR)					
	Game					Match	Game					Match
	1	2	3	4	5		1	2	3	4	5	
Points won	11	11	11			33	5	3	3			11
Biggest lead	6	8	7			8	2	1	1			2
Points won on own serve	5	7	5			17	2	2	1			5
Points lost on own serve	3	1	2			6	6	4	6			16
Most consecutive points won	5	6	5			6	3	1	2			3
Greatest deficit overcome	2	1	1			2	-	-	-			-
Handedness/Grip	Right/ - Right/						Right/ - Right/					

### Game Progress

1	LAUGESEN S / XIAO P (NZL)	0	*1	1	*3	5	*6	7	*9	11
	DOWELL MA / FARLEY T (BAR)	*0	1	*3	3	*3	4	*5	5	5
2	LAUGESEN S / XIAO P (NZL)	*0	1	*2	4	*5	7	*9	11	
	DOWELL MA / FARLEY T (BAR)	0	*1	2	*2	3	*3	3	3	
3	LAUGESEN S / XIAO P (NZL)	0	*1	2	*3	5	*7	8	*10	11
	DOWELL MA / FARLEY T (BAR)	0	1	*2	3	*3	3	*4	4	4

### NOTES

"\*-." denotes first player of pair is server, "-\*" denotes second player of pair is server. The "Greatest deficit overcome" only applies when the pair ends up winning the game.

### LEGEND

MT Men's Team





### Detailed Team Match Results

#### Australia (AUS) 3 - 1 Canada (CAN)

Team Match No : MT53 Table : 5 Umpires : WANG Luan Foon (MAS) HIGGINS Peter (WAL)

Match 1			Match	Game 1	Game 2	Game 3	Game 4	Game 5
A	HENZELL William	AUS	3	11	14	10	13	
X	WANG Zhen Eugene	CAN	1	7	12	12	11	
Duration of Match 1			40min	7min	11min	9min	9min	

Match 2			Match	Game 1	Game 2	Game 3	Game 4	Game 5
B	YAN Xin	AUS	3	11	11	11	11	11
Y	HO Andre	CAN	2	7	13	13	8	9
Duration of Match 2			47min	6min	9min	10min	9min	9min

Match 3			Match	Game 1	Game 2	Game 3	Game 4	Game 5
C/B	POWELL D / YAN X	AUS	2	11	5	11	2	8
Z/X	THERIAULT PL / WANG ZE	CAN	3	8	11	7	11	11
Duration of Match 3			30min	5min	5min	6min	4min	6min

Match 4			Match	Game 1	Game 2	Game 3	Game 4	Game 5
A	HENZELL William	AUS	3	11	12	11		
Z	THERIAULT Pierre-Luc	CAN	0	9	10	9		
Duration of Match 4			26min	8min	8min	8min		

Duration of Team Match	<b>2h39min</b>
------------------------	----------------

Player Statistics	Australia (AUS)					Team Match	Canada (CAN)					Team Match
	Match						Match					
	1	2	3	4	5		1	2	3	4	5	
Points won	47	54	37	34		172	42	50	47	28		167
Biggest lead	5	6	5	4		6	7	4	9	3		9
Points won on own serve	24	25	20	20		89	21	25	26	17		89
Points lost on own serve	21	25	21	11		78	23	29	17	14		83
Most consecutive points won	6	6	5	5		6	8	4	9	4		9
Greatest deficit overcome	7	4	1	3		7	2	1	-	-		2

#### NOTES

The "Greatest deficit overcome" only applies when the player/pair ends up winning the game.

#### LEGEND

MT Men's Team



### Detailed Team Match Results

**Australia (AUS) 3 - 1 Canada (CAN)**

**Match 1: HENZELL William (AUS) 3-1 WANG Zhen Eugene (CAN)**

Match Summary		Match	Game 1	Game 2	Game 3	Game 4	Game 5
HENZELL William	AUS	3	11	14	10	13	
WANG Zhen Eugene	CAN	1	7	12	12	11	
	Duration	40min	7min	11min	9min	9min	

Team Match No : MT53 Table : 5 Umpires : WANG Luan Foon (MAS) HIGGINS Peter (WAL)

Player Statistics	HENZELL William (AUS)						WANG Zhen Eugene (CAN)					
	Game					Match	Game					Match
	1	2	3	4	5		1	2	3	4	5	
Points won	11	14	9	13		47	7	12	12	11		42
Biggest lead	5	2	2	2		5	-	4	4	7		7
Points won on own serve	7	7	5	5		24	4	6	7	4		21
Points lost on own serve	3	6	5	7		21	4	7	4	8		23
Most consecutive points won	4	2	3	6		6	5	4	3	8		8
Greatest deficit overcome	-	4	-	7		7	-	-	-	-		2
Handedness/Grip	Right/Shakehand						Right/					

#### Game Progress

1	HENZELL William (AUS)	*0	2	*3	5	*6	6	*6	7	*9	11							
	WANG Zhen Eugene (CAN)	0	*0	1	*1	2	*4	6	*7	7	7							
2	HENZELL William (AUS)	0	*0	0	*2	3	*4	5	*6	7	*8	10	*10	11	*12	12	*13	14
	WANG Zhen Eugene (CAN)	*0	2	*4	4	*5	6	*7	8	*9	10	*10	11	*11	11	*12	12	12
3	HENZELL William (AUS)	0	2	*2	3	*3	4	*4	5	*7	8	*10	10	10				
	WANG Zhen Eugene (CAN)	0	*0	2	*3	5	*6	8	*9	9	*10	10	*11	12				
4	HENZELL William (AUS)	0	*1	1	*1	1	*2	4	*6	7	*9	10	*11	11	*12	13		
	WANG Zhen Eugene (CAN)	*0	1	*3	5	*7	8	*8	8	*9	9	*10	10	*11	11	11		

#### NOTES

"\*" denotes server. The "Greatest deficit overcome" only applies when the player ends up winning the game.

#### LEGEND

MT Men's Team



## Detailed Team Match Results

**Australia (AUS) 3 - 1 Canada (CAN)**

**Match 2: YAN Xin (AUS) 3-2 HO Andre (CAN)**

Match Summary		Match	Game 1	Game 2	Game 3	Game 4	Game 5
YAN Xin	AUS	3	11	11	11	11	11
HO Andre	CAN	2	7	13	13	8	9
Duration		47min	6min	9min	10min	9min	9min

Team Match No : MT53 Table : 5 Umpires : WANG Luan Foon (MAS) HIGGINS Peter (WAL)

Player Statistics	YAN Xin (AUS)						HO Andre (CAN)					
	Game					Match	Game					Match
	1	2	3	4	5		1	2	3	4	5	
Points won	11	11	11	10	11	54	7	13	13	8	9	50
Biggest lead	6	1	1	3	3	6	-	3	3	1	4	4
Points won on own serve	4	7	4	5	5	25	3	9	5	4	4	25
Points lost on own serve	4	4	8	4	5	25	7	4	7	5	6	29
Most consecutive points won	2	3	3	4	6	6	3	3	3	3	4	4
Greatest deficit overcome	-	-	-	1	4	4	-	1	1	-	-	1
Handedness/Grip	Right/Shakehand						Right/					

### Game Progress

1	YAN Xin (AUS)	0	*2	3	*4	6	*7	8	*10	10	11					
	HO Andre (CAN)	*0	0	*1	2	*2	3	*4	4	*6	7					
2	YAN Xin (AUS)	*0	1	*2	3	*3	5	*5	6	*7	9	*10	11	*11	11	11
	HO Andre (CAN)	0	*1	2	*3	5	*5	7	*8	9	*9	10	*10	11	*12	13
3	YAN Xin (AUS)	0	*0	1	*3	3	*4	5	*6	7	*9	10	*11	11	*11	11
	HO Andre (CAN)	*0	2	*3	3	*5	6	*7	8	*9	9	*10	10	*11	12	13
4	YAN Xin (AUS)	0	2	*3	4	*4	5	*6	7	*9	10	11				
	HO Andre (CAN)	0	*0	1	*2	4	*5	6	*7	7	*8	8				
5	YAN Xin (AUS)	0	*0	0	*2	3	*5	7	*8	9	*10	11				
	HO Andre (CAN)	*0	2	*4	4	*5	5	*5	6	*7	8	9				

### NOTES

"\*" denotes server. The "Greatest deficit overcome" only applies when the player ends up winning the game.

### LEGEND

MT Men's Team



## Detailed Team Match Results

**Australia (AUS) 3 - 1 Canada (CAN)**

**Match 3:** POWELL David (AUS) **2-3** THERIAULT Pierre-Luc (CAN)  
YAN Xin WANG Zhen Eugene

Match Summary		Match	Game 1	Game 2	Game 3	Game 4	Game 5
POWELL David / YAN X	AUS	2	11	5	11	2	8
THERIAULT Pierre-Luc / WANG ZE	CAN	3	8	11	7	11	11
Duration		30min	5min	5min	6min	4min	6min

Team Match No : MT53 Table : 5 Umpires : WANG Luan Foon (MAS) HIGGINS Peter (WAL)

Player Statistics	POWELL D / YAN X (AUS)						THERIAULT PL / WANG ZE (CAN)					
	Game					Match	Game					Match
	1	2	3	4	5		1	2	3	4	5	
Points won	11	5	11	2	8	37	8	11	7	11	10	47
Biggest lead	3	-	5	-	-	5	1	6	-	9	7	9
Points won on own serve	6	4	4	1	5	20	5	7	3	5	6	26
Points lost on own serve	3	4	4	6	4	21	5	1	7	1	3	17
Most consecutive points won	3	2	3	1	5	5	3	4	2	9	5	9
Greatest deficit overcome	1	-	-	-	-	1	-	-	-	-	-	-
Handedness/Grip	Right/Shakehand - Right/Shakehand						Left/ - Right/					

### Game Progress

1	POWELL D / YAN X (AUS)	0	*-1	2	*-4	5	*-5	6	*-7	9	*-10	11
	THERIAULT PL / WANG ZE (CAN)	*-0	1	*-2	2	*-3	5	*-6	7	*-7	8	8
2	POWELL D / YAN X (AUS)	*-0	0	*-0	2	*-2	3	*-3	4	5		
	THERIAULT PL / WANG ZE (CAN)	0	*-2	4	*-4	6	*-7	9	*-10	11		
3	POWELL D / YAN X (AUS)	0	*-2	3	*-5	6	*-7	8	*-9	10	11	
	THERIAULT PL / WANG ZE (CAN)	*-0	0	*-1	1	*-2	3	*-4	5	*-6	7	
4	POWELL D / YAN X (AUS)	*-0	1	*-2	2	*-2	2	*-2	2			
	THERIAULT PL / WANG ZE (CAN)	0	*-1	2	*-4	6	*-8	10	11			
5	POWELL D / YAN X (AUS)	0	*-0	1	*-1	3	*-3	3	*-4	6	*-8	8
	THERIAULT PL / WANG ZE (CAN)	0	2	*-3	5	*-5	7	*-9	10	*-10	10	11

### NOTES

"\*-." denotes first player of pair is server, "-\*" denotes second player of pair is server. The "Greatest deficit overcome" only applies when the pair ends up winning the game.

### LEGEND

MT Men's Team



## Detailed Team Match Results

Australia (AUS) 3 - 1 Canada (CAN)

Match 4: HENZELL William (AUS) 3-0 THERIAULT Pierre-Luc (CAN)

Match Summary		Match	Game 1	Game 2	Game 3	Game 4	Game 5
HENZELL William	AUS	3	11	12	11		
THERIAULT Pierre-Luc	CAN	0	9	10	9		
Duration		26min	8min	8min	8min		

Team Match No : MT53 Table : 5 Umpires : WANG Luan Foon (MAS) HIGGINS Peter (WAL)

Player Statistics	HENZELL William (AUS)						THERIAULT Pierre-Luc (CAN)					
	Game					Match	Game					Match
	1	2	3	4	5		1	2	3	4	5	
Points won	11	12	11			34	9	10	9			28
Biggest lead	2	2	4			4	2	3	1			3
Points won on own serve	7	7	6			20	6	6	5			17
Points lost on own serve	3	4	4			11	4	5	5			14
Most consecutive points won	3	4	5			5	3	4	4			4
Greatest deficit overcome	2	3	1			3	-	-	-			-
Handedness/Grip	Right/Shakehand						Left/					

### Game Progress

1	HENZELL William (AUS)	*0	1	*1	3	*3	5	*6	7	*8	9	11		
	THERIAULT Pierre-Luc (CAN)	0	*1	3	*3	5	*5	6	*7	8	*9	9		
2	HENZELL William (AUS)	0	*0	2	*3	4	*5	5	*6	7	*8	10	*11	12
	THERIAULT Pierre-Luc (CAN)	*0	2	*2	3	*4	5	*7	8	*9	10	*10	10	10
3	HENZELL William (AUS)	*0	2	*2	3	*4	5	*7	9	*9	9	11		
	THERIAULT Pierre-Luc (CAN)	0	*0	2	*3	4	*5	5	*5	7	*9	9		

### NOTES

"\*" denotes server. The "Greatest deficit overcome" only applies when the player ends up winning the game.

### LEGEND

MT Men's Team



### Detailed Team Match Results

#### Northern Ireland (NIR) 2 - 3 Nigeria (NGR)

Team Match No : MT54 Table : 9 Umpires : BROWN Charles (SCO) COCHRANE Dave (ENG)

Match 1			Match	Game 1	Game 2	Game 3	Game 4	Game 5
A	ROBINSON Ashley	NIR	3	14	7	11	12	
X	ONALOPO Ojo	NGR	1	12	11	6	10	
Duration of Match 1			33min	8min	6min	6min	9min	

Match 2			Match	Game 1	Game 2	Game 3	Game 4	Game 5
B	McCREERY Paul	NIR	1	6	2	14	8	
Y	ARUNA Quadri	NGR	3	11	11	12	11	
Duration of Match 2			26min	4min	4min	8min	7min	

Match 3			Match	Game 1	Game 2	Game 3	Game 4	Game 5
C/A	GRAHAM P / ROBINSON A	NIR	0	9	8	8		
Z/X	TORIOLA S / ONALOPO O	NGR	3	11	11	11		
Duration of Match 3			20min	6min	6min	6min		

Match 4			Match	Game 1	Game 2	Game 3	Game 4	Game 5
B	McCREERY Paul	NIR	3	13	13	8	5	13
Z	TORIOLA Segun	NGR	2	11	11	11	11	11
Duration of Match 4			42min	8min	8min	6min	5min	10min

Match 5			Match	Game 1	Game 2	Game 3	Game 4	Game 5
C	GRAHAM Peter	NIR	0	9	5	1		
Y	ARUNA Quadri	NGR	3	11	11	11		
Duration of Match 5			16min	6min	5min	3min		

Duration of Team Match	2h33min
------------------------	---------

Player Statistics	Northern Ireland (NIR)						Nigeria (NGR)					
	Match					Team Match	Match					Team Match
	1	2	3	4	5		1	2	3	4	5	
Points won	44	30	25	52	15	166	38	44	33	54	33	202
Biggest lead	5	4	3	4	1	5	4	9	3	6	10	10
Points won on own serve	27	19	14	28	9	97	24	26	18	29	18	115
Points lost on own serve	14	18	15	25	15	87	17	11	11	24	6	69
Most consecutive points won	4	6	3	4	4	6	6	7	5	4	10	10
Greatest deficit overcome	2	2	-	4	-	4	2	4	3	1	1	4

**NOTES**

The "Greatest deficit overcome" only applies when the player/pair ends up winning the game.

**LEGEND**

MT Men's Team



## Detailed Team Match Results

Northern Ireland (NIR) **2 - 3** Nigeria (NGR)

**Match 1:** **ROBINSON Ashley (NIR)** **3-1** **ONAOLAPO Ojo (NGR)**

Match Summary		Match	Game 1	Game 2	Game 3	Game 4	Game 5
ROBINSON Ashley	NIR	3	14	7	11	12	
ONAOLAPO Ojo	NGR	1	12	11	6	10	
Duration		33min	8min	6min	6min	9min	

Team Match No : MT54 Table : 9 Umpires : BROWN Charles (SCO) COCHRANE Dave (ENG)

Player Statistics	ROBINSON Ashley (NIR)						ONAOLAPO Ojo (NGR)					
	Game					Match	Game					Match
	1	2	3	4	5		1	2	3	4	5	
Points won	14	7	11	12		44	12	11	6	9		38
Biggest lead	4	2	5	2		5	1	4	1	2		4
Points won on own serve	9	6	5	7		27	8	7	3	6		24
Points lost on own serve	4	4	3	3		14	5	1	6	5		17
Most consecutive points won	4	2	3	4		4	5	6	1	3		6
Greatest deficit overcome	1	-	1	2		2	-	2	-	-		2
Handedness/Grip	Right/						/					

### Game Progress

1	ROBINSON Ashley (NIR)	0	*2	4	*4	5	*6	7	*8	10	*10	10	*10	11	*11	12	*13	14
	ONAOLAPO Ojo (NGR)	*0	0	*0	2	*3	4	*5	6	*6	8	*10	11	*11	12	*12	12	12
2	ROBINSON Ashley (NIR)	*0	2	*2	4	*5	6	*6	6	*6	7							
	ONAOLAPO Ojo (NGR)	0	*0	2	*2	3	*4	6	*8	10	11							
3	ROBINSON Ashley (NIR)	0	*1	2	*4	5	*6	7	*8	10	11							
	ONAOLAPO Ojo (NGR)	*0	1	*2	2	*3	4	*5	6	*6	6							
4	ROBINSON Ashley (NIR)	0	1	*2	3	*3	5	*5	7	*9	9	*10	11	12				
	ONAOLAPO Ojo (NGR)	0	*1	2	*3	5	*5	7	*7	7	*9	10	*10	10				

### NOTES

"\*" denotes server. The "Greatest deficit overcome" only applies when the player ends up winning the game.

### LEGEND

MT Men's Team



### Detailed Team Match Results

Northern Ireland (NIR) **2 - 3** Nigeria (NGR)

**Match 2:** McCREERY Paul (NIR) **1-3** ARUNA Quadri (NGR)

Match Summary		Match	Game 1	Game 2	Game 3	Game 4	Game 5
McCREERY Paul	NIR	1	6	2	14	8	
ARUNA Quadri	NGR	3	11	11	12	11	
Duration		26min	4min	4min	8min	7min	

Team Match No : MT54 Table : 9 Umpires : BROWN Charles (SCO) COCHRANE Dave (ENG)

Player Statistics	McCREERY Paul (NIR)						ARUNA Quadri (NGR)					
	Game					Match	Game					Match
	1	2	3	4	5		1	2	3	4	5	
Points won	6	2	14	8		30	11	11	12	10		44
Biggest lead	1	-	4	4		4	6	9	2	3		9
Points won on own serve	4	1	9	5		19	7	5	8	6		26
Points lost on own serve	4	6	4	4		18	2	1	5	3		11
Most consecutive points won	2	1	6	5		6	7	5	3	6		7
Greatest deficit overcome	-	-	2	-		2	1	-	-	4		4
Handedness/Grip	Right/						/					

#### Game Progress

1	McCREERY Paul (NIR)	0	*1	2	*2	2	*2	4	*5	6	6							
	ARUNA Quadri (NGR)	*0	1	*2	4	*6	8	*8	9	*10	11							
2	McCREERY Paul (NIR)	*0	0	*0	1	*2	2	*2	2									
	ARUNA Quadri (NGR)	0	*2	4	*5	6	*8	10	11									
3	McCREERY Paul (NIR)	0	*0	2	*4	6	*6	7	*8	9	*9	10	*11	11	*11	12	*13	14
	ARUNA Quadri (NGR)	*0	2	*2	2	*2	4	*5	6	*7	9	*10	10	*11	12	*12	12	12
4	McCREERY Paul (NIR)	0	1	*3	5	*6	7	*7	7	*7	8	8						
	ARUNA Quadri (NGR)	0	*1	1	*1	2	*3	5	*7	9	*10	11						

#### NOTES

"\*" denotes server. The "Greatest deficit overcome" only applies when the player ends up winning the game.

#### LEGEND

MT Men's Team





## Detailed Team Match Results

Northern Ireland (NIR) **2 - 3** Nigeria (NGR)

**Match 3:** GRAHAM Peter (NIR) **0-3** TORIOLA Segun (NGR)  
ROBINSON Ashley ONAOLAPO Ojo

Match Summary		Match	Game 1	Game 2	Game 3	Game 4	Game 5
GRAHAM Peter / ROBINSON A	NIR	0	9	8	8		
TORIOLA Segun / ONAOLAPO O	NGR	3	11	11	11		
Duration		20min	6min	6min	6min		

Team Match No : MT54 Table : 9 Umpires : BROWN Charles (SCO) COCHRANE Dave (ENG)

Player Statistics	GRAHAM P / ROBINSON A (NIR)						TORIOLA S / ONAOLAPO O (NGR)					
	Game					Match	Game					Match
	1	2	3	4	5		1	2	3	4	5	
Points won	9	8	8			25	11	11	11			33
Biggest lead	2	-	3			3	2	3	3			3
Points won on own serve	5	4	5			14	6	6	6			18
Points lost on own serve	5	5	5			15	4	4	3			11
Most consecutive points won	2	2	3			3	2	3	5			5
Greatest deficit overcome	-	-	-			-	2	-	3			3
Handedness/Grip	Right/ - Right/						/ - /					

### Game Progress

1	GRAHAM P / ROBINSON A (NIR)	-*0	2	*-3	3	-*5	6	*-6	7	-*8	9	9
	TORIOLA S / ONAOLAPO O (NGR)	0	-*0	1	*-3	3	-*4	6	*-7	8	-*9	11
2	GRAHAM P / ROBINSON A (NIR)	0	-*0	1	*-2	4	-*5	5	*-6	7	-*8	8
	TORIOLA S / ONAOLAPO O (NGR)	-*0	2	*-3	4	-*4	5	*-7	8	-*9	10	11
3	GRAHAM P / ROBINSON A (NIR)	*-0	2	-*3	4	*-5	6	-*6	6	*-7	8	8
	TORIOLA S / ONAOLAPO O (NGR)	0	*-0	1	-*2	3	*-4	6	-*8	9	*-10	11

### NOTES

"\*-." denotes first player of pair is server, "-\*" denotes second player of pair is server. The "Greatest deficit overcome" only applies when the pair ends up winning the game.

### LEGEND

MT Men's Team



## Detailed Team Match Results

Northern Ireland (NIR) **2 - 3** Nigeria (NGR)

**Match 4:** **McCREERY Paul (NIR)** **3-2** **TORIOLA Segun (NGR)**

Match Summary		Match	Game 1	Game 2	Game 3	Game 4	Game 5
McCREERY Paul	NIR	3	13	13	8	5	13
TORIOLA Segun	NGR	2	11	11	11	11	11
Duration		42min	8min	8min	6min	5min	10min

Team Match No : MT54 Table : 9 Umpires : BROWN Charles (SCO) COCHRANE Dave (ENG)

Player Statistics	McCREERY Paul (NIR)						TORIOLA Segun (NGR)					
	Game					Match	Game					Match
	1	2	3	4	5		1	2	3	4	5	
Points won	13	13	8	5	13	52	11	11	10	11	11	54
Biggest lead	2	4	1	-	2	4	1	1	3	6	4	6
Points won on own serve	7	7	4	4	6	28	6	6	5	7	5	29
Points lost on own serve	5	5	5	4	6	25	6	6	4	1	7	24
Most consecutive points won	2	4	3	2	4	4	3	4	3	4	3	4
Greatest deficit overcome	1	1	-	-	4	4	-	-	1	-	-	1
Handedness/Grip	Right/						/					

### Game Progress

1	McCREERY Paul (NIR)	*0	2	*3	4	*5	6	*7	8	*9	9	*10	11	*11	12	13
	TORIOLA Segun (NGR)	0	*0	1	*2	3	*4	5	*6	7	*9	10	*10	11	*11	11
2	McCREERY Paul (NIR)	0	*1	2	*4	6	*7	8	*8	9	*10	10	*10	11	*12	13
	TORIOLA Segun (NGR)	*0	1	*2	2	*2	3	*4	6	*7	8	*10	11	*11	11	11
3	McCREERY Paul (NIR)	0	1	*1	2	*3	4	*6	7	*8	8	8				
	TORIOLA Segun (NGR)	0	*1	3	*4	5	*6	6	*7	8	*10	11				
4	McCREERY Paul (NIR)	0	*0	1	*2	4	*4	5	*5	5						
	TORIOLA Segun (NGR)	*0	2	*3	4	*4	6	*7	9	11						
5	McCREERY Paul (NIR)	*0	1	*2	2	*3	3	*5	7	*7	8	*10	11	*11	12	13
	TORIOLA Segun (NGR)	0	*1	2	*4	5	*7	7	*7	9	*10	10	*10	11	*11	11

### NOTES

"\*" denotes server. The "Greatest deficit overcome" only applies when the player ends up winning the game.

### LEGEND

MT Men's Team



## Detailed Team Match Results

Northern Ireland (NIR) **2 - 3** Nigeria (NGR)

**Match 5:** GRAHAM Peter (NIR) **0-3** ARUNA Quadri (NGR)

Match Summary		Match	Game 1	Game 2	Game 3	Game 4	Game 5
GRAHAM Peter	NIR	0	9	5	1		
ARUNA Quadri	NGR	3	11	11	11		
Duration		16min	6min	5min	3min		

Team Match No : MT54 Table : 9 Umpires : BROWN Charles (SCO) COCHRANE Dave (ENG)

Player Statistics	GRAHAM Peter (NIR)						ARUNA Quadri (NGR)					
	Game					Match	Game					Match
	1	2	3	4	5		1	2	3	4	5	
Points won	9	5	1			15	11	11	11			33
Biggest lead	1	-	-			1	3	6	10			10
Points won on own serve	6	3	0			9	7	6	5			18
Points lost on own serve	4	5	6			15	3	2	1			6
Most consecutive points won	4	2	1			4	3	4	10			10
Greatest deficit overcome	-	-	-			-	1	-	-			1
Handedness/Grip	Right/						/					

### Game Progress

1	GRAHAM Peter (NIR)	*0	1	*1	3	*4	5	*5	6	*8	9	9
	ARUNA Quadri (NGR)	0	*1	3	*3	4	*5	7	*8	8	*9	11
2	GRAHAM Peter (NIR)	0	*0	2	*3	4	*4	4	*5	5		
	ARUNA Quadri (NGR)	*0	2	*2	3	*4	6	*8	9	11		
3	GRAHAM Peter (NIR)	*0	0	*0	0	*0	0	1				
	ARUNA Quadri (NGR)	0	*2	4	*6	8	*10	11				

### NOTES

"\*" denotes server. The "Greatest deficit overcome" only applies when the player ends up winning the game.

### LEGEND

MT Men's Team



## Detailed Team Match Results

India (IND) 3 - 0 Malaysia (MAS)

Team Match No : MT55 Table : 8 Umpires : TAN Corelle (SIN) MUGWANYA Ronald (UGA)

Match 1			Match	Game 1	Game 2	Game 3	Game 4	Game 5
A	ACHANTA Sharath Kamal	IND	3	11	11	11		
X	MUHAMAD RIZAL MAH	MAS	0	8	5	8		
Duration of Match 1			22min	7min	5min	7min		

Match 2			Match	Game 1	Game 2	Game 3	Game 4	Game 5
B	ANTHONY ARPUTHARAJ Amalraj	IND	3	7	11	11	11	
Y	IBRAHIM Muhd Shakirin	MAS	1	11	7	7	5	
Duration of Match 2			30min	6min	8min	7min	6min	

Match 3			Match	Game 1	Game 2	Game 3	Game 4	Game 5
C/B	DESAI HR / ANTHONY ARPUTH	IND	3	11	11	11		
Z/X	DUNLEY F / MUHAMAD RIZAL MAH	MAS	0	9	9	2		
Duration of Match 3			17min	5min	5min	3min		

Duration of Team Match	1h20min
------------------------	---------

Player Statistics	India (IND)					Malaysia (MAS)					Team Match	
	Match					Match						
	1	2	3	4	5	1	2	3	4	5		
Points won	33	41	33			107	21	29	20			70
Biggest lead	6	6	9			9	1	4	2			4
Points won on own serve	17	23	21			61	12	18	15			45
Points lost on own serve	9	11	5			25	16	18	12			46
Most consecutive points won	5	5	5			5	3	3	2			3
Greatest deficit overcome	1	2	2			2	-	1	-			1

### NOTES

The "Greatest deficit overcome" only applies when the player/pair ends up winning the game.

### LEGEND

MT Men's Team



## Detailed Team Match Results

India (IND) 3 - 0 Malaysia (MAS)

Match 1: **ACHANTA Sharath Kamal (IND)** 3-0 MUHAMAD RIZAL Muhamad Ashraf Haiqal (MAS)

Match Summary		Match	Game 1	Game 2	Game 3	Game 4	Game 5
ACHANTA Sharath Kamal	IND	3	11	11	11		
MUHAMAD RIZAL Muhamad Ashraf Haiqal	MAS	0	8	5	8		
Duration		22min	7min	5min	7min		

Team Match No : MT55 Table : 8 Umpires : TAN Corelle (SIN) MUGWANYA Ronald (UGA)

Player Statistics	ACHANTA Sharath Kamal (IND)						MUHAMAD RIZAL MAH (MAS)					
	Game					Match	Game					Match
	1	2	3	4	5		1	2	3	4	5	
Points won	11	11	11			33	8	5	8			21
Biggest lead	3	6	3			6	1	-	1			1
Points won on own serve	4	6	7			17	3	3	6			12
Points lost on own serve	5	2	2			9	7	5	4			16
Most consecutive points won	4	5	3			5	3	3	3			3
Greatest deficit overcome	1	-	1			1	-	-	-			-
Handedness/Grip	Right/						Right/					

### Game Progress

1	<b>ACHANTA Sharath Kamal (IND)</b>	0	*1	2	*4	5	*6	6	*7	8	*10	11
	MUHAMAD RIZAL Muhamad Ashraf Haiqal (MAS)	*0	1	*2	2	*3	4	*6	7	*8	8	8
2	<b>ACHANTA Sharath Kamal (IND)</b>	*0	2	*4	5	*6	8	*8	9	11		
	MUHAMAD RIZAL Muhamad Ashraf Haiqal (MAS)	0	*0	0	*1	2	*2	4	*5	5		
3	<b>ACHANTA Sharath Kamal (IND)</b>	0	*1	3	*3	4	*5	6	*7	9	*10	11
	MUHAMAD RIZAL Muhamad Ashraf Haiqal (MAS)	*0	1	*1	3	*4	5	*6	7	*7	8	8

### NOTES

"\*" denotes server. The "Greatest deficit overcome" only applies when the player ends up winning the game.

### LEGEND

MT Men's Team



## Detailed Team Match Results

India (IND) 3 - 0 Malaysia (MAS)

Match 2: ANTHONY ARPUTHARAJ Amalraj (IND) 3-1 IBRAHIM Muhd Shakirin (MAS)

Match Summary		Match	Game 1	Game 2	Game 3	Game 4	Game 5
ANTHONY ARPUTHARAJ Amalraj	IND	3	7	11	11	11	
IBRAHIM Muhd Shakirin	MAS	1	11	7	7	5	
Duration		30min	6min	8min	7min	6min	

Team Match No : MT55 Table : 8 Umpires : TAN Corelle (SIN) MUGWANYA Ronald (UGA)

Player Statistics	ANTHONY ARPUTHARAJ Amalraj (IND)						IBRAHIM Muhd Shakirin (MAS)					
	Game					Match	Game					Match
	1	2	3	4	5		1	2	3	4	5	
Points won	7	12	11	11		41	11	6	7	5		29
Biggest lead	1	4	4	6		6	4	2	2	-		4
Points won on own serve	4	5	6	8		23	7	1	5	5		18
Points lost on own serve	4	5	2	0		11	3	7	5	3		18
Most consecutive points won	2	5	4	3		5	3	2	2	2		3
Greatest deficit overcome	-	2		-		2	1	-	-	-		1
Handedness/Grip	Right/						Right/					

### Game Progress

1	ANTHONY ARPUTHARAJ Amalraj (IND)	0	*1	1	*3	4	*4	5	*5	7	7
	IBRAHIM Muhd Shakirin (MAS)	*0	1	*3	3	*4	6	*7	9	*9	11
2	ANTHONY ARPUTHARAJ Amalraj (IND)	*0	0	*2	3	*5	4	*6	8	*9	11
	IBRAHIM Muhd Shakirin (MAS)	0	*2	2	*3	3	*6	6	*6	7	7
3	ANTHONY ARPUTHARAJ Amalraj (IND)	0	*0	1	*2	3	*5	7	*8	10	11
	IBRAHIM Muhd Shakirin (MAS)	*0	2	*3	4	*5	5	*5	6	*6	7
4	ANTHONY ARPUTHARAJ Amalraj (IND)	*0	2	*3	5	*6	8	*8	10	11	
	IBRAHIM Muhd Shakirin (MAS)	0	*0	1	*1	2	*2	4	*4	5	

### NOTES

"\*" denotes server. The "Greatest deficit overcome" only applies when the player ends up winning the game.

### LEGEND

MT Men's Team



## Detailed Team Match Results

India (IND) 3 - 0 Malaysia (MAS)

**Match 3:** **DESAI Harmeet Rajul (IND)** 3-0 **DUNLEY Foo (MAS)**  
**ANTHONY ARPUTHARAJ Amalraj** **MUHAMAD RIZAL Muhamad Ashraf Haiqal**

Match Summary		Match	Game 1	Game 2	Game 3	Game 4	Game 5
DESAI HR / ANTHONY ARPUTH	IND	3	11	11	11		
DUNLEY Foo / MUHAMAD RIZAL MAH	MAS	0	9	9	2		
Duration		17min	5min	5min	3min		

Team Match No : MT55 Table : 8 Umpires : TAN Corelle (SIN) MUGWANYA Ronald (UGA)

Player Statistics	DESAI HR / ANTHONY ARPUTHARAJ (IND)						DUNLEY F / MUHAMAD RIZAL MAH (MAS)					
	Game					Match	Game					Match
	1	2	3	4	5		1	2	3	4	5	
Points won	11	11	11			33	9	9	2			20
Biggest lead	3	2	9			9	2	-	-			2
Points won on own serve	7	9	5			21	6	8	1			15
Points lost on own serve	3	1	1			5	4	2	6			12
Most consecutive points won	3	2	5			5	2	2	1			2
Greatest deficit overcome	2	-	-			2	-	-	-			-
Handedness/Grip	Right/ - Right/						Right/ - Right/					

### Game Progress

1	DESAI HR / ANTHONY ARPUTHARAJ (IND)	0	*-0	2	*-3	5	*-6	7	*-8	9	*-10	11
	DUNLEY F / MUHAMAD RIZAL MAH (MAS)	*-0	2	*-2	3	*-3	4	*-5	6	*-7	8	9
2	DESAI HR / ANTHONY ARPUTHARAJ (IND)	*-0	2	*-2	3	*-4	6	*-6	8	*-8	10	11
	DUNLEY F / MUHAMAD RIZAL MAH (MAS)	0	*-0	2	*-3	4	*-4	6	*-6	8	*-8	9
3	DESAI HR / ANTHONY ARPUTHARAJ (IND)	0	*-2	4	*-5	6	*-8	10	11			
	DUNLEY F / MUHAMAD RIZAL MAH (MAS)	*-0	0	*-0	1	*-2	2	*-2	2			

### NOTES

"\*-." denotes first player of pair is server, "-\*" denotes second player of pair is server. The "Greatest deficit overcome" only applies when the pair ends up winning the game.

### LEGEND

MT Men's Team



## Detailed Team Match Results

Sri Lanka (SRI) **0 - 3** Scotland (SCO)

Team Match No : MT56 Table : 1 Umpires : SRINIVASAN Sridhar (IND) WILLIAMSON Bob (ENG)

Match 1			Match	Game 1	Game 2	Game 3	Game 4	Game 5
A	SIRISENA Rohan	SRI	0	12	7	10		
X	RUMGAY Gavin	SCO	3	14	11	12		
Duration of Match 1			22min	7min	6min	8min		

Match 2			Match	Game 1	Game 2	Game 3	Game 4	Game 5
B	DESHAPPRIYA Dinesh	SRI	0	9	3	5		
Y	HOWIESON Craig	SCO	3	11	11	11		
Duration of Match 2			20min	7min	6min	7min		

Match 3			Match	Game 1	Game 2	Game 3	Game 4	Game 5
C/A	RANASINGHA U / SIRISENA R	SRI	1	17	13	8	5	
Z/Y	DOHERTY S / HOWIESON C	SCO	3	19	11	11	11	
Duration of Match 3			38min	13min	8min	7min	5min	

Duration of Team Match	1h30min
------------------------	---------

Player Statistics	Sri Lanka (SRI)					Scotland (SCO)						
	Match					Team Match	Match					Team Match
	1	2	3	4	5		1	2	3	4	5	
Points won	29	17	42			88	35	31	52			118
Biggest lead	2	2	2			2	6	8	6			8
Points won on own serve	18	7	19			44	22	13	24			59
Points lost on own serve	13	18	28			59	11	10	23			44
Most consecutive points won	4	3	4			4	7	6	4			7
Greatest deficit overcome	-	-	5			5	2	2	1			2

### NOTES

The "Greatest deficit overcome" only applies when the player/pair ends up winning the game.

### LEGEND

MT Men's Team





## Detailed Team Match Results

Sri Lanka (SRI) **0 - 3** Scotland (SCO)

**Match 1:** SIRISENA Rohan (SRI) **0-3** RUMGAY Gavin (SCO)

Match Summary		Match	Game 1	Game 2	Game 3	Game 4	Game 5
SIRISENA Rohan	SRI	0	12	7	10		
RUMGAY Gavin	SCO	3	14	11	12		
Duration		22min	7min	6min	8min		

Team Match No : MT56 Table : 1 Umpires : SRINIVASAN Sridhar (IND) WILLIAMSON Bob (ENG)

Player Statistics	SIRISENA Rohan (SRI)						RUMGAY Gavin (SCO)					
	Game					Match	Game					Match
	1	2	3	4	5		1	2	3	4	5	
Points won	12	7	10			29	14	10	11			35
Biggest lead	1	2	2			2	6	4	4			6
Points won on own serve	8	5	5			18	9	7	6			22
Points lost on own serve	5	3	5			13	4	2	5			11
Most consecutive points won	4	3	4			4	7	6	6			7
Greatest deficit overcome	-	-	-			-	1	2	2			2
Handedness/Grip	Right/						Right/					

### Game Progress

1	SIRISENA Rohan (SRI)	*0	1	*1	1	*1	3	*4	6	*7	8	*10	11	*11	12	*12	12	12
	RUMGAY Gavin (SCO)	0	*1	3	*5	7	*7	8	*8	9	*10	10	*10	11	*11	12	*13	14
2	SIRISENA Rohan (SRI)	0	*0	1	*2	4	*5	7	*7	7	7							
	RUMGAY Gavin (SCO)	0	2	*3	4	*4	5	*5	7	*9	11							
3	SIRISENA Rohan (SRI)	0	1	*2	4	*4	4	*4	6	*8	8	*10	10	10				
	RUMGAY Gavin (SCO)	0	*1	2	*2	4	*6	8	*8	8	*10	10	*11	12				

### NOTES

"\*" denotes server. The "Greatest deficit overcome" only applies when the player ends up winning the game.

### LEGEND

MT Men's Team



## Detailed Team Match Results

Sri Lanka (SRI) **0 - 3** Scotland (SCO)

**Match 2:** DESHAPPRIYA Dinesh (SRI) **0-3** HOWIESON Craig (SCO)

Match Summary		Match	Game 1	Game 2	Game 3	Game 4	Game 5
DESHAPPRIYA Dinesh	SRI	0	9	3	5		
HOWIESON Craig	SCO	3	11	11	11		
Duration		20min	7min	6min	7min		

Team Match No : MT56 Table : 1 Umpires : SRINIVASAN Sridhar (IND) WILLIAMSON Bob (ENG)

Player Statistics	DESHAPPRIYA Dinesh (SRI)					Match	HOWIESON Craig (SCO)					Match
	Game						Game					
	1	2	3	4	5		1	2	3	4	5	
Points won	9	3	5			17	11	10	10			31
Biggest lead	2	-	-			2	3	8	6			8
Points won on own serve	5	1	1			7	6	4	3			13
Points lost on own serve	5	6	7			18	4	2	4			10
Most consecutive points won	2	1	3			3	4	6	5			6
Greatest deficit overcome	-	-	-			-	2	-	-			2
Handedness/Grip	Right/						Right/					

### Game Progress

1	DESHAPPRIYA Dinesh (SRI)	0	*1	3	*3	4	*5	5	*6	7	*8	9
	HOWIESON Craig (SCO)	*0	1	*1	3	*4	5	*7	8	*9	10	11
2	DESHAPPRIYA Dinesh (SRI)	0	0	*1	1	*1	2	*3	3			
	HOWIESON Craig (SCO)	0	*2	3	*5	7	*8	9	11			
3	DESHAPPRIYA Dinesh (SRI)	0	*0	0	*1	1	*3	4	*5	5		
	HOWIESON Craig (SCO)	0	2	*4	5	*7	7	*8	9	11		

### NOTES

"\*" denotes server. The "Greatest deficit overcome" only applies when the player ends up winning the game.

### LEGEND

MT Men's Team



## Detailed Team Match Results

Sri Lanka (SRI) **0 - 3** Scotland (SCO)

**Match 3:** RANASINGHA Udaya (SRI) **1-3** DOHERTY Sean (SCO)  
SIRISENA Rohan HOWIESON Craig

Match Summary		Match	Game 1	Game 2	Game 3	Game 4	Game 5
RANASINGHA Udaya / SIRISENA R	SRI	1	17	13	8	5	
DOHERTY Sean / HOWIESON C	SCO	3	19	11	11	11	
Duration		38min	13min	8min	7min	5min	

Team Match No : MT56 Table : 1 Umpires : SRINIVASAN Sridhar (IND) WILLIAMSON Bob (ENG)

Player Statistics	RANASINGHA U / SIRISENA R (SRI)						DOHERTY S / HOWIESON C (SCO)					
	Game					Match	Game					Match
	1	2	3	4	5		1	2	3	4	5	
Points won	17	13	7	5		42	19	11	11	11		52
Biggest lead	1	2	1	1		2	2	5	3	6		6
Points won on own serve	6	5	5	3		19	7	4	7	6		24
Points lost on own serve	12	7	4	5		28	11	8	2	2		23
Most consecutive points won	2	4	2	2		4	3	4	3	4		4
Greatest deficit overcome	-	5	-	-		5	1	-	1	1		1
Handedness/Grip	Right/ - Right/						Right/ - Right/					

### Game Progress

1	RANASINGHA U / SIRISENA R (SRI)	-*0	1	*-1	2	-*4	5	*-6	7	-*7	8	*-10	10	*-11	12	*-12	12	*-13
	DOHERTY S / HOWIESON C (SCO)	0	*-1	3	-*4	4	*-5	6	-*7	9	*-10	10	*-11	11	*-11	12	*-13	13
		13	*-14	14	-*15	15	*-16	16	-*17	17	17							
		*-14	14	-*15	15	*-16	16	-*17	17	*-18	19							
2	RANASINGHA U / SIRISENA R (SRI)	0	*-1	1	-*2	2	*-3	5	-*6	7	*-9	10	-*11	11	*-12	13		
	DOHERTY S / HOWIESON C (SCO)	-*0	1	*-3	4	-*6	7	*-7	8	-*9	9	*-10	10	-*11	11	11		
3	RANASINGHA U / SIRISENA R (SRI)	0	1	*-2	3	-*3	5	*-5	6	-*7	8	8						
	DOHERTY S / HOWIESON C (SCO)	0	*-1	2	-*3	5	*-5	7	-*8	9	*-10	11						
4	RANASINGHA U / SIRISENA R (SRI)	0	*-1	2	-*2	3	*-3	4	-*5	5								
	DOHERTY S / HOWIESON C (SCO)	-*0	1	*-2	4	-*5	7	*-8	9	11								

### NOTES

"\*-" denotes first player of pair is server, "-\*" denotes second player of pair is server. The "Greatest deficit overcome" only applies when the pair ends up winning the game.

### LEGEND

MT Men's Team



### Detailed Team Match Results

#### Wales (WAL) 3 - 1 Mauritius (MRI)

Team Match No : MT57 Table : 2 Umpires : CLAXTON Roy (SCO) EDWARDS David (ENG)

Match 1			Match	Game 1	Game 2	Game 3	Game 4	Game 5
A	JENKINS Stephen	WAL	2	8	11	3	11	15
X	YOGARAJAH Akhilen	MRI	3	11	9	11	5	17
Duration of Match 1			40min	6min	7min	4min	5min	14min

Match 2			Match	Game 1	Game 2	Game 3	Game 4	Game 5
B	JENKINS Ryan	WAL	3	11	11	11		
Y	CHAN YOOK FO Brian	MRI	0	5	4	8		
Duration of Match 2			16min	4min	5min	5min		

Match 3			Match	Game 1	Game 2	Game 3	Game 4	Game 5
C/A	O'CONNELL D / JENKINS S	WAL	3	11	11	11		
Z/X	CHAN YOOK FO B / YOGARAJAH A	MRI	0	7	3	9		
Duration of Match 3			17min	5min	4min	6min		

Match 4			Match	Game 1	Game 2	Game 3	Game 4	Game 5
B	JENKINS Ryan	WAL	3	11	11	11		
Z	CHAN YOOK FO Billy	MRI	0	5	3	3		
Duration of Match 4			14min	4min	4min	4min		

Duration of Team Match	<b>1h40min</b>
------------------------	----------------

Player Statistics	Wales (WAL)					Team Match	Mauritius (MRI)					Team Match
	Match						Match					
	1	2	3	4	5		1	2	3	4	5	
Points won	48	33	33	32		146	53	17	18	11		99
Biggest lead	6	7	9	8		9	8	3	3	1		8
Points won on own serve	28	16	16	17		77	29	8	9	7		53
Points lost on own serve	24	9	9	4		46	20	17	17	15		69
Most consecutive points won	4	6	6	7		7	6	3	3	2		6
Greatest deficit overcome	2	3	3	1		3	2	-	-	-		2

**NOTES**

The "Greatest deficit overcome" only applies when the player/pair ends up winning the game.

**LEGEND**

MT Men's Team



## Detailed Team Match Results

**Wales (WAL) 3 - 1 Mauritius (MRI)**

**Match 1:** JENKINS Stephen (WAL) **2-3** YOGARAJAH Akhilen (MRI)

Match Summary		Match	Game 1	Game 2	Game 3	Game 4	Game 5
JENKINS Stephen	WAL	2	8	11	3	11	15
YOGARAJAH Akhilen	MRI	3	11	9	11	5	17
Duration		40min	6min	7min	4min	5min	14min

Team Match No : MT57 Table : 2 Umpires : CLAXTON Roy (SCO) EDWARDS David (ENG)

Player Statistics	JENKINS Stephen (WAL)						YOGARAJAH Akhilen (MRI)					
	Game					Match	Game					Match
	1	2	3	4	5		1	2	3	4	5	
Points won	8	11	3	11	15	48	11	9	11	5	17	53
Biggest lead	-	3	-	6	2	6	4	2	8	-	4	8
Points won on own serve	6	7	2	5	8	28	7	6	5	2	9	29
Points lost on own serve	4	3	6	3	8	24	2	4	1	6	7	20
Most consecutive points won	2	4	1	3	4	4	3	3	6	2	4	6
Greatest deficit overcome	-	2	-	-	-	2	-	-	-	-	2	2
Handedness/Grip	Right/						/					

### Game Progress

1	JENKINS Stephen (WAL)	*0	0	*1	2	*2	4	*5	6	*6	8	8						
	YOGARAJAH Akhilen (MRI)	0	*2	3	*4	6	*6	7	*8	10	*10	11						
2	JENKINS Stephen (WAL)	0	*1	2	*3	4	*4	6	*7	9	*10	11						
	YOGARAJAH Akhilen (MRI)	*0	1	*2	3	*4	6	*6	7	*7	8	9						
3	JENKINS Stephen (WAL)	*0	0	*1	1	*1	2	*2	3									
	YOGARAJAH Akhilen (MRI)	0	*2	3	*5	7	*8	10	11									
4	JENKINS Stephen (WAL)	0	*2	3	*4	5	*7	8	*9	11								
	YOGARAJAH Akhilen (MRI)	*0	0	*1	2	*3	3	*4	5	5								
5	JENKINS Stephen (WAL)	*0	2	*2	3	*3	3	*4	5	*6	8	*10	10	*11	11	*12	13	*13
	YOGARAJAH Akhilen (MRI)	0	*0	2	*3	5	*7	8	*9	10	*10	10	*11	11	*12	12	*12	13
		13	*14	15	*15	15	15	15										
		*14	14	*14	15	*16	17											

### NOTES

"\*" denotes server. The "Greatest deficit overcome" only applies when the player ends up winning the game.

### LEGEND

MT Men's Team



## Detailed Team Match Results

Wales (WAL) 3 - 1 Mauritius (MRI)

Match 2: JENKINS Ryan (WAL) 3-0 CHAN YOOK FO Brian (MRI)

Match Summary		Match	Game 1	Game 2	Game 3	Game 4	Game 5
JENKINS Ryan	WAL	3	11	11	11		
CHAN YOOK FO Brian	MRI	0	5	4	8		
	Duration	16min	4min	5min	5min		

Team Match No : MT57 Table : 2 Umpires : CLAXTON Roy (SCO) EDWARDS David (ENG)

Player Statistics	JENKINS Ryan (WAL)						CHAN YOOK FO Brian (MRI)					
	Game					Match	Game					Match
	1	2	3	4	5		1	2	3	4	5	
Points won	11	11	11			33	5	4	8			17
Biggest lead	6	7	3			7	-	2	3			3
Points won on own serve	5	5	6			16	2	1	5			8
Points lost on own serve	3	3	3			9	6	6	5			17
Most consecutive points won	3	6	3			6	1	2	3			3
Greatest deficit overcome	-	2	3			3	-	-	-			-
Handedness/Grip	Right/						/					

### Game Progress

1	JENKINS Ryan (WAL)	0	*1	2	*4	5	*7	8	*9	11		
	CHAN YOOK FO Brian (MRI)	*0	1	*2	2	*3	3	*4	5	5		
2	JENKINS Ryan (WAL)	*0	0	*2	3	*5	7	*8	10	11		
	CHAN YOOK FO Brian (MRI)	0	*2	2	*3	3	*3	4	*4	4		
3	JENKINS Ryan (WAL)	0	*0	2	*2	3	*5	6	*8	9	*10	11
	CHAN YOOK FO Brian (MRI)	*0	2	*2	4	*5	5	*6	6	*7	8	8

### NOTES

"\*" denotes server. The "Greatest deficit overcome" only applies when the player ends up winning the game.

### LEGEND

MT Men's Team



## Detailed Team Match Results

Wales (WAL) 3 - 1 Mauritius (MRI)

**Match 3:** O'CONNELL Daniel (WAL) 3-0 CHAN YOOK FO Billy (MRI)  
JENKINS Stephen YOGARAJAH Akhilen

Match Summary		Match	Game 1	Game 2	Game 3	Game 4	Game 5
O'CONNELL Daniel / JENKINS S	WAL	3	11	11	11		
CHAN YOOK FO Billy / YOGARAJAH A	MRI	0	7	3	9		
Duration		17min	5min	4min	6min		

Team Match No : MT57 Table : 2 Umpires : CLAXTON Roy (SCO) EDWARDS David (ENG)

Player Statistics	O'CONNELL D / JENKINS S (WAL)						CHAN YOOK FO B / YOGARAJAH A (MRI)					
	Game					Match	Game					Match
	1	2	3	4	5		1	2	3	4	5	
Points won	11	11	11			33	7	3	8			18
Biggest lead	5	9	2			9	1	-	3			3
Points won on own serve	7	4	5			16	4	1	4			9
Points lost on own serve	3	2	4			9	4	7	6			17
Most consecutive points won	5	6	5			6	3	2	3			3
Greatest deficit overcome	1	-	3			3	-	-	-			-
Handedness/Grip	Right/ - Right/						/ - /					

### Game Progress

1	O'CONNELL D / JENKINS S (WAL)	-*0	1	*-3	5	-*5	6	*-7	9	-*10	11	
	CHAN YOOK FO B / YOGARAJAH A (MRI)	0	-*1	1	*-1	3	-*4	5	*-5	6	7	
2	O'CONNELL D / JENKINS S (WAL)	0	*-2	4	-*6	7	*-9	10	11			
	CHAN YOOK FO B / YOGARAJAH A (MRI)	*-0	0	-*0	0	*-1	1	-*2	3			
3	O'CONNELL D / JENKINS S (WAL)	0	1	-*3	3	*-4	5	-*5	6	*-7	9	11
	CHAN YOOK FO B / YOGARAJAH A (MRI)	0	*-1	1	-*3	4	*-5	7	-*8	9	*-9	9

### NOTES

"\*-." denotes first player of pair is server, "-\*" denotes second player of pair is server. The "Greatest deficit overcome" only applies when the pair ends up winning the game.

### LEGEND

MT Men's Team



## Detailed Team Match Results

Wales (WAL) 3 - 1 Mauritius (MRI)

Match 4: JENKINS Ryan (WAL) 3-0 CHAN YOOK FO Billy (MRI)

Match Summary		Match	Game 1	Game 2	Game 3	Game 4	Game 5
JENKINS Ryan	WAL	3	11	11	11		
CHAN YOOK FO Billy	MRI	0	5	3	3		
	Duration	14min	4min	4min	4min		

Team Match No : MT57 Table : 2 Umpires : CLAXTON Roy (SCO) EDWARDS David (ENG)

Player Statistics	JENKINS Ryan (WAL)						CHAN YOOK FO Billy (MRI)					
	Game					Match	Game					Match
	1	2	3	4	5		1	2	3	4	5	
Points won	11	11	10			32	5	3	3			11
Biggest lead	6	8	8			8	1	1	-			1
Points won on own serve	7	4	6			17	4	1	2			7
Points lost on own serve	1	2	1			4	4	7	4			15
Most consecutive points won	4	7	6			7	2	1	1			2
Greatest deficit overcome	1	1	-			1	-	-	-			-
Handedness/Grip	Right/						/					

### Game Progress

1	JENKINS Ryan (WAL)	*0	1	*2	4	*5	7	*8	10	11
	CHAN YOOK FO Billy (MRI)	0	*1	2	*2	3	*3	4	*4	5
2	JENKINS Ryan (WAL)	0	*1	2	*4	6	*8	9	11	
	CHAN YOOK FO Billy (MRI)	*0	1	*2	2	*2	2	*3	3	
3	JENKINS Ryan (WAL)	0	1	*2	4	*5	7	*9	11	
	CHAN YOOK FO Billy (MRI)	0	*1	2	*2	3	*3	3	3	

### NOTES

"\*" denotes server. The "Greatest deficit overcome" only applies when the player ends up winning the game.

### LEGEND

MT Men's Team





## Detailed Team Match Results

United Republic of Tanzania (TAN) **0 - 3** Jamaica (JAM)

Team Match No : MT44 Table : 5 Umpires : TITUS Denver (RSA) TONGE Karen (ENG)

Match 1			Match	Game 1	Game 2	Game 3	Game 4	Game 5
A	TUMAINI Amoni Amanuel	TAN	1	6	8	11	6	
X	TOMLINSON Simon	JAM	3	11	11	7	11	
Duration of Match 1			19min	3min	5min	4min	5min	

Match 2			Match	Game 1	Game 2	Game 3	Game 4	Game 5
B	MUNGILWA Yahya Hassan	TAN	0	1	6	8		
Y	WATSON Kane	JAM	3	11	11	11		
Duration of Match 2			12min	2min	4min	4min		

Match 3			Match	Game 1	Game 2	Game 3	Game 4	Game 5
C/A	MTALASO MI / TUMAINI AA	TAN	0	3	10	14		
Z/Y	PARHAM D / WATSON K	JAM	3	11	12	16		
Duration of Match 3			19min	3min	6min	8min		

Duration of Team Match	59min
------------------------	-------

Player Statistics	United Republic of Tanzania (TAN)					Jamaica (JAM)						
	Match					Team Match	Match					Team Match
	1	2	3	4	5		1	2	3	4	5	
Points won	31	15	26			72	40	33	39			112
Biggest lead	6	3	2			6	5	10	8			10
Points won on own serve	18	8	11			37	23	17	17			57
Points lost on own serve	17	16	22			55	13	7	15			35
Most consecutive points won	6	2	4			6	3	7	9			9
Greatest deficit overcome	-	-	-			-	2	3	2			3

### NOTES

The "Greatest deficit overcome" only applies when the player/pair ends up winning the game.

### LEGEND

MT Men's Team



## Detailed Team Match Results

United Republic of Tanzania (TAN) **0 - 3** Jamaica (JAM)

**Match 1:** TUMAINI Amoni Amanuel (TAN) **1-3** TOMLINSON Simon (JAM)

Match Summary		Match	Game 1	Game 2	Game 3	Game 4	Game 5
TUMAINI Amoni Amanuel	TAN	1	6	8	11	6	
TOMLINSON Simon	JAM	3	11	11	7	11	
Duration		19min	3min	5min	4min	5min	

Team Match No : MT44 Table : 5 Umpires : TITUS Denver (RSA) TONGE Karen (ENG)

Player Statistics	TUMAINI Amoni Amanuel (TAN)						TOMLINSON Simon (JAM)					
	Game					Match	Game					Match
	1	2	3	4	5		1	2	3	4	5	
Points won	6	8	11	6		31	11	11	7	11		40
Biggest lead	-	2	6	-		6	5	3	-	5		5
Points won on own serve	3	6	7	2		18	6	7	6	4		23
Points lost on own serve	5	4	1	7		17	3	2	4	4		13
Most consecutive points won	2	3	6	2		6	3	3	3	3		3
Greatest deficit overcome	-	-	-	-		-	-	2	-	-		2
Handedness/Grip	/						/					

### Game Progress

1	TUMAINI Amoni Amanuel (TAN)	0	*0	1	*2	3	*4	4	*5	6	6	
	TOMLINSON Simon (JAM)	*0	2	*3	4	*5	6	*8	9	*10	11	
2	TUMAINI Amoni Amanuel (TAN)	*0	1	*3	4	*4	6	*6	7	*7	8	8
	TOMLINSON Simon (JAM)	0	*1	1	*2	4	*4	6	*7	9	*10	11
3	TUMAINI Amoni Amanuel (TAN)	0	*1	3	*5	7	*7	9	*9	10	11	
	TOMLINSON Simon (JAM)	*0	1	*1	1	*1	3	*3	5	*6	7	
4	TUMAINI Amoni Amanuel (TAN)	*0	0	*2	3	*3	4	*5	5	*6	6	
	TOMLINSON Simon (JAM)	0	*2	2	*3	5	*6	7	*9	10	11	

### NOTES

"\*" denotes server. The "Greatest deficit overcome" only applies when the player ends up winning the game.

### LEGEND

MT Men's Team



### Detailed Team Match Results

United Republic of Tanzania (TAN) **0 - 3** Jamaica (JAM)

**Match 2:** MUNGILWA Yahya Hassan (TAN) **0-3** WATSON Kane (JAM)

Match Summary		Match	Game 1	Game 2	Game 3	Game 4	Game 5
MUNGILWA Yahya Hassan	TAN	0	1	6	8		
WATSON Kane	JAM	3	11	11	11		
Duration		12min	2min	4min	4min		

Team Match No : MT44 Table : 5 Umpires : TITUS Denver (RSA) TONGE Karen (ENG)

Player Statistics	MUNGILWA Yahya Hassan (TAN)						WATSON Kane (JAM)					
	Game					Match	Game					Match
	1	2	3	4	5		1	2	3	4	5	
Points won	1	6	8			15	11	11	11			33
Biggest lead	-	2	3			3	10	5	3			10
Points won on own serve	0	2	6			8	5	5	7			17
Points lost on own serve	6	6	4			16	1	4	2			7
Most consecutive points won	1	2	2			2	7	4	5			7
Greatest deficit overcome	-	-	-			-	-	2	3			3
Handedness/Grip	/						/					

#### Game Progress

1	MUNGILWA Yahya Hassan (TAN)	*0	0	*0	0	*1	1	1	1			
	WATSON Kane (JAM)	0	*2	4	*6	7	*9	11				
2	MUNGILWA Yahya Hassan (TAN)	0	*2	3	*3	4	*5	5	*6	6	6	
	WATSON Kane (JAM)	*0	0	*1	3	*4	5	*7	8	*10	11	
3	MUNGILWA Yahya Hassan (TAN)	*0	2	*3	4	*5	6	*6	8	*8	8	8
	WATSON Kane (JAM)	0	*0	1	*2	3	*4	6	*6	8	*10	11

#### NOTES

"\*" denotes server. The "Greatest deficit overcome" only applies when the player ends up winning the game.

#### LEGEND

MT Men's Team



## Detailed Team Match Results

United Republic of Tanzania (TAN) **0 - 3** Jamaica (JAM)

**Match 3:** MTALASO Masoud Issa (TAN) **0-3** PARHAM Dale (JAM)  
TUMAINI Amoni Amanieli **WATSON Kane**

Match Summary		Match	Game 1	Game 2	Game 3	Game 4	Game 5
MTALASO Masoud Issa / TUMAINI AA	TAN	0	3	10	14		
PARHAM Dale / WATSON K	JAM	3	11	12	16		
Duration		19min	3min	6min	8min		

Team Match No : MT44 Table : 5 Umpires : TITUS Denver (RSA) TONGE Karen (ENG)

Player Statistics	MTALASO MI / TUMAINI AA (TAN)						PARHAM D / WATSON K (JAM)					
	Game					Match	Game					Match
	1	2	3	4	5		1	2	3	4	5	
Points won	3	10	13			26	11	12	16			39
Biggest lead	1	2	1			2	8	2	3			8
Points won on own serve	1	4	6			11	4	5	8			17
Points lost on own serve	7	7	8			22	2	6	7			15
Most consecutive points won	2	4	3			4	9	4	3			9
Greatest deficit overcome	-	-	-			-	1	2	1			2
Handedness/Grip	/ - /						/ - /					

### Game Progress

1	MTALASO MI / TUMAINI AA (TAN)	*-0	1	*-1	1	*-1	1	*-3	3									
	PARHAM D / WATSON K (JAM)	0	*-1	3	*-5	7	*-9	9	11									
2	MTALASO MI / TUMAINI AA (TAN)	0	*-0	2	*-4	5	*-5	6	*-8	8	*-10	10	*-10	10				10
	PARHAM D / WATSON K (JAM)	*-0	2	*-2	2	*-3	5	*-6	6	*-8	8	*-10	11	12				12
3	MTALASO MI / TUMAINI AA (TAN)	0	1	*-1	2	*-4	4	*-5	6	*-7	9	*-10	10	*-11	12	*-12	13	*-13
	PARHAM D / WATSON K (JAM)	0	*-1	3	*-4	4	*-6	7	*-8	9	*-9	10	*-11	11	*-11	12	*-12	13
		13	*-14	14	14	14	14	14	14	14	14	14	14	14	14	14	14	14
		*-14	14	*-15	16	16	16	16	16	16	16	16	16	16	16	16	16	16

### NOTES

"\*-." denotes first player of pair is server, "-\*" denotes second player of pair is server. The "Greatest deficit overcome" only applies when the pair ends up winning the game.

### LEGEND

MT Men's Team



### Detailed Team Match Results

#### Vanuatu (VAN) 3 - 2 Saint Lucia (LCA)

Team Match No : MT45 Table : 8 Umpires : HOPKINS Alan (AUS) MADHOSINGH Chandra (CAN)

Match 1			Match	Game 1	Game 2	Game 3	Game 4	Game 5
A	SHING Yoshua	VAN	3	9	11	11	11	
X	FERDINAND Omarie	LCA	1	11	4	4	8	
Duration of Match 1			19min	5min	4min	4min	5min	

Match 2			Match	Game 1	Game 2	Game 3	Game 4	Game 5
B	SAUL Samuel	VAN	0	3	3	8		
Y	ALBERT Adrian	LCA	3	11	11	11		
Duration of Match 2			11min	3min	3min	4min		

Match 3			Match	Game 1	Game 2	Game 3	Game 4	Game 5
C/A	LULU H / SHING Y	VAN	3	11	9	12	11	12
Z/Y	WELLS C / ALBERT A	LCA	2	7	11	14	5	10
Duration of Match 3			29min	4min	4min	6min	4min	5min

Match 4			Match	Game 1	Game 2	Game 3	Game 4	Game 5
B	SAUL Samuel	VAN	0	6	2	2		
Z	WELLS Chris	LCA	3	11	11	11		
Duration of Match 4			10min	3min	3min	3min		

Match 5			Match	Game 1	Game 2	Game 3	Game 4	Game 5
C	LULU Ham	VAN	3	11	11	5	10	11
X	FERDINAND Omarie	LCA	2	6	7	11	12	3
Duration of Match 5			25min	4min	4min	4min	5min	4min

Duration of Team Match	1h51min
------------------------	---------

Player Statistics	Vanuatu (VAN)						Saint Lucia (LCA)					
	Match					Team Match	Match					Team Match
	1	2	3	4	5		1	2	3	4	5	
Points won	42	13	55	10	48	168	27	30	46	33	38	174
Biggest lead	7	3	6	1	8	8	4	8	4	9	6	9
Points won on own serve	23	8	25	7	22	85	16	18	21	19	17	91
Points lost on own serve	11	12	25	14	21	83	19	5	30	3	26	83
Most consecutive points won	8	5	5	1	6	8	3	5	4	6	4	6
Greatest deficit overcome	1	-	1	-	1	1	-	3	2	1	1	3

**NOTES**

The "Greatest deficit overcome" only applies when the player/pair ends up winning the game.

**LEGEND**

MT Men's Team



## Detailed Team Match Results

Vanuatu (VAN) 3 - 2 Saint Lucia (LCA)

Match 1: SHING Yoshua (VAN) 3-1 FERDINAND Omarie (LCA)

Match Summary		Match	Game 1	Game 2	Game 3	Game 4	Game 5
SHING Yoshua	VAN	3	9	11	11	11	
FERDINAND Omarie	LCA	1	11	4	4	8	
	Duration	19min	5min	4min	4min	5min	

Team Match No : MT45 Table : 8 Umpires : HOPKINS Alan (AUS) MADHOSINGH Chandra (CAN)

Player Statistics	SHING Yoshua (VAN)						FERDINAND Omarie (LCA)					
	Game					Match	Game					Match
	1	2	3	4	5		1	2	3	4	5	
Points won	9	11	11	11		42	11	4	4	8		27
Biggest lead	-	7	7	3		7	4	1	1	1		4
Points won on own serve	7	6	4	6		23	8	3	0	5		16
Points lost on own serve	3	1	4	3		11	2	5	7	5		19
Most consecutive points won	3	8	7	3		8	3	3	2	2		3
Greatest deficit overcome	-	1	1	1		1	-	-	-	-		-
Handedness/Grip	Right/						Right/					

### Game Progress

1	SHING Yoshua (VAN)	*0	1	*1	2	*3	4	*4	6	*7	9	9
	FERDINAND Omarie (LCA)	0	*1	3	*4	5	*6	8	*8	9	*9	11
2	SHING Yoshua (VAN)	0	*1	3	*3	4	*6	8	*10	11		
	FERDINAND Omarie (LCA)	*0	1	*1	3	*4	4	*4	4	4		
3	SHING Yoshua (VAN)	*0	1	*3	5	*7	7	*9	10	11		
	FERDINAND Omarie (LCA)	0	*1	1	*1	1	*3	3	*4	4		
4	SHING Yoshua (VAN)	0	*1	3	*3	4	*5	6	*7	8	*10	11
	FERDINAND Omarie (LCA)	*0	1	*1	3	*4	5	*6	7	*8	8	8

### NOTES

"\*" denotes server. The "Greatest deficit overcome" only applies when the player ends up winning the game.

### LEGEND

MT Men's Team



## Detailed Team Match Results

Vanuatu (VAN) 3 - 2 Saint Lucia (LCA)

Match 2: SAUL Samuel (VAN) 0-3 ALBERT Adrian (LCA)

Match Summary		Match	Game 1	Game 2	Game 3	Game 4	Game 5
SAUL Samuel	VAN	0	3	3	8		
ALBERT Adrian	LCA	3	11	11	11		
Duration		11min	3min	3min	4min		

Team Match No : MT45 Table : 8 Umpires : HOPKINS Alan (AUS) MADHOSINGH Chandra (CAN)

Player Statistics	SAUL Samuel (VAN)						ALBERT Adrian (LCA)					
	Game					Match	Game					Match
	1	2	3	4	5		1	2	3	4	5	
Points won	2	3	8			13	8	11	11			30
Biggest lead	3	-	-			3	8	8	5			8
Points won on own serve	1	2	5			8	5	7	6			18
Points lost on own serve	3	4	5			12	1	1	3			5
Most consecutive points won	3	1	5			5	5	5	3			5
Greatest deficit overcome	-	-	-			-	3	-	-			3
Handedness/Grip	Right/						Right/					

### Game Progress

1	SAUL Samuel (VAN)	0	2	2	*2	3	*3	3				
	ALBERT Adrian (LCA)	0	*0	*4	6	*7	9	11				
2	SAUL Samuel (VAN)	0	*0	0	*1	2	*2	3	3			
	ALBERT Adrian (LCA)	*0	2	*4	5	*6	8	*9	11			
3	SAUL Samuel (VAN)	*0	0	*1	2	*2	3	*5	7	*7	8	8
	ALBERT Adrian (LCA)	0	*2	3	*4	6	*7	7	*7	9	*10	11

### NOTES

"\*" denotes server. The "Greatest deficit overcome" only applies when the player ends up winning the game.

### LEGEND

MT Men's Team



## Detailed Team Match Results

Vanuatu (VAN) 3 - 2 Saint Lucia (LCA)

**Match 3:** LULU Ham (VAN) 3-2 WELLS Chris (LCA)  
SHING Yoshua ALBERT Adrian

Match Summary		Match	Game 1	Game 2	Game 3	Game 4	Game 5
LULU Ham / SHING Y	VAN	3	11	9	12	11	12
WELLS Chris / ALBERT A	LCA	2	7	11	14	5	10
	Duration	29min	4min	4min	6min	4min	5min

Team Match No : MT45 Table : 8 Umpires : HOPKINS Alan (AUS) MADHOSINGH Chandra (CAN)

Player Statistics	LULU H / SHING Y (VAN)						WELLS C / ALBERT A (LCA)					
	Game					Match	Game					Match
	1	2	3	4	5		1	2	3	4	5	
Points won	11	9	12	11	12	55	7	11	13	5	10	46
Biggest lead	4	2	1	6	3	6	1	3	4	1	1	4
Points won on own serve	6	5	4	5	5	25	5	6	4	2	4	21
Points lost on own serve	2	5	9	3	6	25	5	4	8	6	7	30
Most consecutive points won	4	3	4	5	4	5	3	4	4	2	3	4
Greatest deficit overcome	1	-	-	1	1	1	-	2	1	-	-	2
Handedness/Grip	Right/ - Right/						Right/ - Right/					

### Game Progress

1	LULU H / SHING Y (VAN)	0	*-1	2	*-3	5	*-6	7	*-7	9	11	WELLS C / ALBERT A (LCA)	*-0	1	*-2	3	*-3	4	*-5	7	*-7	7														
2	LULU H / SHING Y (VAN)	*-0	1	*-3	4	*-4	5	*-6	7	*-7	8	9	WELLS C / ALBERT A (LCA)	0	*-1	1	*-2	4	*-5	6	*-7	9	*-10	11												
3	LULU H / SHING Y (VAN)	0	*-1	2	*-2	2	*-4	5	*-7	8	*-9	10	*-11	11	*-12	12	*-12	12	WELLS C / ALBERT A (LCA)	0	1	*-2	4	*-6	6	*-7	7	*-8	9	*-10	10	*-11	11	*-12	13	14
4	LULU H / SHING Y (VAN)	*-0	1	*-3	5	*-6	7	*-8	9	11	WELLS C / ALBERT A (LCA)	0	*-1	1	*-1	2	*-3	4	*-5	5																
5	LULU H / SHING Y (VAN)	0	*-2	2	*-4	5	*-5	6	*-7	9	*-10	10	*-11	12	WELLS C / ALBERT A (LCA)	*-0	0	*-2	2	*-3	5	*-6	7	*-7	8	*-10	10	10								

### NOTES

"\*-." denotes first player of pair is server, "-\*" denotes second player of pair is server. The "Greatest deficit overcome" only applies when the pair ends up winning the game.

### LEGEND

MT Men's Team





## Detailed Team Match Results

Vanuatu (VAN) 3 - 2 Saint Lucia (LCA)

Match 4: SAUL Samuel (VAN) 0-3 WELLS Chris (LCA)

Match Summary		Match	Game 1	Game 2	Game 3	Game 4	Game 5
SAUL Samuel	VAN	0	6	2	2		
WELLS Chris	LCA	3	11	11	11		
Duration		10min	3min	3min	3min		

Team Match No : MT45 Table : 8 Umpires : HOPKINS Alan (AUS) MADHOSINGH Chandra (CAN)

Player Statistics	SAUL Samuel (VAN)						WELLS Chris (LCA)					
	Game					Match	Game					Match
	1	2	3	4	5		1	2	3	4	5	
Points won	6	2	2			10	11	11	11			33
Biggest lead	1	-	-			1	5	9	9			9
Points won on own serve	3	2	2			7	6	6	7			19
Points lost on own serve	5	5	4			14	3	0	0			3
Most consecutive points won	1	1	1			1	5	5	6			6
Greatest deficit overcome	-	-	-			-	1	-	-			1
Handedness/Grip	Right/						Right/					

### Game Progress

1	SAUL Samuel (VAN)	0	*1	2	*2	2	*3	4	*5	6	6
	WELLS Chris (LCA)	*0	1	*2	4	*6	7	*8	9	*10	11
2	SAUL Samuel (VAN)	*0	0	*0	1	*1	2	*2	2		
	WELLS Chris (LCA)	0	*2	4	*5	7	*8	10	11		
3	SAUL Samuel (VAN)	0	*0	1	*1	1	*1	2	2		
	WELLS Chris (LCA)	*0	2	*3	5	*7	9	*10	11		

### NOTES

"\*" denotes server. The "Greatest deficit overcome" only applies when the player ends up winning the game.

### LEGEND

MT Men's Team



## Detailed Team Match Results

Vanuatu (VAN) 3 - 2 Saint Lucia (LCA)

Match 5: LULU Ham (VAN) 3-2 FERDINAND Omarie (LCA)

Match Summary		Match	Game 1	Game 2	Game 3	Game 4	Game 5
LULU Ham	VAN	3	11	11	5	10	11
FERDINAND Omarie	LCA	2	6	7	11	12	3
Duration		25min	4min	4min	4min	5min	4min

Team Match No : MT45 Table : 8 Umpires : HOPKINS Alan (AUS) MADHOSINGH Chandra (CAN)

Player Statistics	LULU Ham (VAN)						FERDINAND Omarie (LCA)					
	Game					Match	Game					Match
	1	2	3	4	5		1	2	3	4	5	
Points won	11	11	5	10	11	48	6	7	10	12	3	38
Biggest lead	5	5	-	1	8	8	1	-	6	2	-	6
Points won on own serve	4	6	2	5	5	22	2	3	4	6	2	17
Points lost on own serve	4	4	6	6	1	21	7	5	3	5	6	26
Most consecutive points won	6	5	1	2	4	6	3	4	3	2	2	4
Greatest deficit overcome	1	-	-	-	-	1	-	-	-	1	-	1
Handedness/Grip	Right/						Right/					

### Game Progress

1	LULU Ham (VAN)	0	*1	2	*4	4	*5	6	*8	10	11			
	FERDINAND Omarie (LCA)	*0	1	*2	2	*4	5	*6	6	*6	6			
2	LULU Ham (VAN)	*0	2	*4	5	*6	7	*8	8	*9	11			
	FERDINAND Omarie (LCA)	0	*0	0	*1	2	*3	4	*6	7	7			
3	LULU Ham (VAN)	0	*0	1	*2	2	*3	4	*5	5				
	FERDINAND Omarie (LCA)	0	2	*3	4	*6	7	*8	9	11				
4	LULU Ham (VAN)	*0	1	*2	2	*3	5	*6	7	*8	9	*10	10	10
	FERDINAND Omarie (LCA)	0	*1	2	*4	5	*5	6	*7	8	*9	10	*11	12
5	LULU Ham (VAN)	0	*2	4	*4	6	*8	9	11					
	FERDINAND Omarie (LCA)	*0	0	*0	2	*2	2	*3	3					

### NOTES

"\*" denotes server. The "Greatest deficit overcome" only applies when the player ends up winning the game.

### LEGEND

MT Men's Team



## Detailed Team Match Results

### Ghana (GHA) 3 - 0 Papua New Guinea (PNG)

Team Match No : MT46 Table : 3 Umpires : JACKSON Brian (ENG) SAVVA Andreas (CYP)

Match 1			Match	Game 1	Game 2	Game 3	Game 4	Game 5
A	COMMEY Emmanuel	GHA	3	11	11	11		
X	LOI Geoffrey	PNG	0	5	3	5		
Duration of Match 1			9min	3min	3min	4min		

Match 2			Match	Game 1	Game 2	Game 3	Game 4	Game 5
B	ABREFA Derek	GHA	3	11	11	11		
Y	LOI David	PNG	0	3	4	6		
Duration of Match 2			11min	4min	4min	5min		

Match 3			Match	Game 1	Game 2	Game 3	Game 4	Game 5
C/A	AKAYADE S / COMMEY E	GHA	3	11	11	11		
Z/X	FRANK H / LOI G	PNG	0	2	4	8		
Duration of Match 3			10min	3min	3min	3min		

Duration of Team Match	39min
------------------------	-------

Player Statistics	Ghana (GHA)					Papua New Guinea (PNG)						
	Match					Team Match	Match					Team Match
	1	2	3	4	5		1	2	3	4	5	
Points won	32	32	32			96	12	12	14			38
Biggest lead	8	8	9			9	2	2	2			2
Points won on own serve	19	16	15			50	8	7	6			21
Points lost on own serve	4	5	8			17	13	16	17			46
Most consecutive points won	8	4	9			9	2	2	3			3
Greatest deficit overcome	2	2	2			2	-	-	-			-

#### NOTES

The "Greatest deficit overcome" only applies when the player/pair ends up winning the game.

#### LEGEND

MT Men's Team



## Detailed Team Match Results

Ghana (GHA) 3 - 0 Papua New Guinea (PNG)

Match 1: COMMEY Emmanuel (GHA) 3-0 LOI Geoffrey (PNG)

Match Summary		Match	Game 1	Game 2	Game 3	Game 4	Game 5
COMMEY Emmanuel	GHA	3	11	11	11		
LOI Geoffrey	PNG	0	5	3	5		
Duration		9min	3min	3min	4min		

Team Match No : MT46 Table : 3 Umpires : JACKSON Brian (ENG) SAVVA Andreas (CYP)

Player Statistics	COMMEY Emmanuel (GHA)						LOI Geoffrey (PNG)					
	Game					Match	Game					Match
	1	2	3	4	5		1	2	3	4	5	
Points won	11	10	11			32	5	3	4			12
Biggest lead	6	8	7			8	1	-	2			2
Points won on own serve	6	6	7			19	3	2	3			8
Points lost on own serve	2	1	1			4	5	4	4			13
Most consecutive points won	4	4	8			8	2	1	2			2
Greatest deficit overcome	1	-	2			2	-	-	-			-
Handedness/Grip	Left/						Right/					

### Game Progress

1	COMMEY Emmanuel (GHA)	0	*1	3	*4	5	*7	8	*9	11
	LOI Geoffrey (PNG)	*0	1	*1	2	*3	3	*4	5	5
2	COMMEY Emmanuel (GHA)	0	2	*3	5	*6	7	*9	11	
	LOI Geoffrey (PNG)	0	*0	1	*1	2	*3	3	3	
3	COMMEY Emmanuel (GHA)	0	*0	2	*3	5	*7	9	*10	11
	LOI Geoffrey (PNG)	0	2	*2	3	*3	3	*3	4	5

### NOTES

"\*" denotes server. The "Greatest deficit overcome" only applies when the player ends up winning the game.

### LEGEND

MT Men's Team



## Detailed Team Match Results

Ghana (GHA) 3 - 0 Papua New Guinea (PNG)

Match 2: ABREFA Derek (GHA) 3-0 LOI David (PNG)

Match Summary		Match	Game 1	Game 2	Game 3	Game 4	Game 5
ABREFA Derek	GHA	3	11	11	11		
LOI David	PNG	0	3	4	6		
Duration		11min	4min	4min	5min		

Team Match No : MT46 Table : 3 Umpires : JACKSON Brian (ENG) SAVVA Andreas (CYP)

Player Statistics	ABREFA Derek (GHA)						LOI David (PNG)					
	Game					Match	Game					Match
	1	2	3	4	5		1	2	3	4	5	
Points won	11	10	11			32	3	4	5			12
Biggest lead	8	7	5			8	-	-	2			2
Points won on own serve	4	7	5			16	1	4	2			7
Points lost on own serve	2	0	3			5	7	3	6			16
Most consecutive points won	4	4	4			4	1	2	2			2
Greatest deficit overcome	-	-	2			2	-	-	-			-
Handedness/Grip	Right/						Right/					

### Game Progress

1	ABREFA Derek (GHA)	0	*2	3	*5	7	*8	9	11		
	LOI David (PNG)	*0	0	*1	1	*1	2	*3	3		
2	ABREFA Derek (GHA)	0	2	*3	5	*5	7	*8	10	11	
	LOI David (PNG)	0	*0	1	*1	3	*3	4	*4	4	
3	ABREFA Derek (GHA)	0	*0	2	*4	4	*5	7	*9	10	11
	LOI David (PNG)	0	2	*2	2	*4	5	*5	5	*6	6

### NOTES

"\*" denotes server. The "Greatest deficit overcome" only applies when the player ends up winning the game.

### LEGEND

MT Men's Team



## Detailed Team Match Results

Ghana (GHA) 3 - 0 Papua New Guinea (PNG)

**Match 3:** **AKAYADE Samuel (GHA)** 3-0 **FRANK Hila (PNG)**  
**COMMEY Emmanuel** LOI Geoffrey

Match Summary		Match	Game 1	Game 2	Game 3	Game 4	Game 5
AKAYADE Samuel / COMMEY E	GHA	3	11	11	11		
FRANK Hila / LOI G	PNG	0	2	4	8		
	Duration	10min	3min	3min	3min		

Team Match No : MT46 Table : 3 Umpires : JACKSON Brian (ENG) SAVVA Andreas (CYP)

Player Statistics	AKAYADE S / COMMEY E (GHA)						FRANK H / LOI G (PNG)					
	Game					Match	Game					Match
	1	2	3	4	5		1	2	3	4	5	
Points won	11	11	10			32	2	4	8			14
Biggest lead	9	7	3			9	1	-	2			2
Points won on own serve	5	5	5			15	1	1	4			6
Points lost on own serve	1	3	4			8	6	6	5			17
Most consecutive points won	9	4	5			9	1	2	3			3
Greatest deficit overcome	1	-	2			2	-	-	-			-
Handedness/Grip	Right/ - Left/						Right/ - Right/					

### Game Progress

1	AKAYADE S / COMMEY E (GHA)	*-0	1	*-2	4	6	*-8	10	11			
	FRANK H / LOI G (PNG)	0	*-1	2	*-2	*-2	2	*-2	2			
2	AKAYADE S / COMMEY E (GHA)	*-0	2	*-4	4	*-6	8	*-9	10	11		
	FRANK H / LOI G (PNG)	0	*-0	0	*-2	2	*-2	3	*-4	4		
3	AKAYADE S / COMMEY E (GHA)	0	*-1	1	*-3	5	*-6	7	*-7	8	*-10	11
	FRANK H / LOI G (PNG)	0	1	*-3	3	*-3	4	*-5	7	*-8	8	8

### NOTES

"\*-." denotes first player of pair is server, "-\*" denotes second player of pair is server. The "Greatest deficit overcome" only applies when the pair ends up winning the game.

### LEGEND

MT Men's Team



## Detailed Team Match Results

### Uganda (UGA) 3 - 0 Zambia (ZAM)

Team Match No : MT47 Table : 10 Umpires : KNOWLES Kathleen (SCO) SUTCLIFFE Russell (ENG)

Match 1			Match	Game 1	Game 2	Game 3	Game 4	Game 5
A	MAFABI Kevin Evans	UGA	3	11	11	7	9	11
X	KALALUKA Simasiku	ZAM	2	8	7	11	11	8
Duration of Match 1			23min	4min	4min	3min	5min	4min

Match 2			Match	Game 1	Game 2	Game 3	Game 4	Game 5
B	CHELIBE Gilton	UGA	3	11	13	11		
Y	NG'ANDU Friday	ZAM	0	9	11	9		
Duration of Match 2			14min	5min	4min	4min		

Match 3			Match	Game 1	Game 2	Game 3	Game 4	Game 5
C/A	MUTAMBUZE PM / MAFABI KE	UGA	3	8	11	11	9	11
Z/Y	KASANDA N / NG'ANDU F	ZAM	2	11	7	6	11	8
Duration of Match 3			28min	4min	4min	4min	5min	6min

Duration of Team Match	1h15min
------------------------	---------

Player Statistics	Uganda (UGA)					Zambia (ZAM)						
	Match					Team Match	Match					Team Match
	1	2	3	4	5		1	2	3	4	5	
Points won	48	35	50			133	45	29	42			116
Biggest lead	6	4	5			6	6	3	3			6
Points won on own serve	29	23	27			79	28	20	23			71
Points lost on own serve	17	9	19			45	19	12	23			54
Most consecutive points won	5	5	5			5	6	3	5			6
Greatest deficit overcome	1	3	3			3	2	-	4			4

#### NOTES

The "Greatest deficit overcome" only applies when the player/pair ends up winning the game.

#### LEGEND

MT Men's Team



## Detailed Team Match Results

Uganda (UGA) 3 - 0 Zambia (ZAM)

Match 1: MAFABI Kevin Evans (UGA) 3-2 KALALUKA Simasiku (ZAM)

Match Summary		Match	Game 1	Game 2	Game 3	Game 4	Game 5
MAFABI Kevin Evans	UGA	3	11	11	7	9	11
KALALUKA Simasiku	ZAM	2	8	7	11	11	8
Duration		23min	4min	4min	3min	5min	4min

Team Match No : MT47 Table : 10 Umpires : KNOWLES Kathleen (SCO) SUTCLIFFE Russell (ENG)

Player Statistics	MAFABI Kevin Evans (UGA)						KALALUKA Simasiku (ZAM)					
	Game					Match	Game					Match
	1	2	3	4	5		1	2	3	4	5	
Points won	11	11	6	9	11	48	8	7	11	11	8	45
Biggest lead	4	6	1	2	5	6	1	-	6	2	1	6
Points won on own serve	4	9	4	7	5	29	3	6	7	8	4	28
Points lost on own serve	5	1	4	3	4	17	7	2	2	2	6	19
Most consecutive points won	5	3	3	2	5	5	3	3	6	3	3	6
Greatest deficit overcome	1	-	-	-	1	1	-	-	1	2	-	2
Handedness/Grip	/						/					

### Game Progress

1	MAFABI Kevin Evans (UGA)	0	*1	3	*5	5	*7	7	*8	9	*10	11
	KALALUKA Simasiku (ZAM)	*0	1	*1	1	*3	3	*5	6	*7	8	8
2	MAFABI Kevin Evans (UGA)	*0	2	*3	5	*6	8	*8	10	*10	11	
	KALALUKA Simasiku (ZAM)	0	*0	1	*1	2	*2	4	*4	6	7	
3	MAFABI Kevin Evans (UGA)	0	*1	1	*2	4	*4	4	*4	6	7	
	KALALUKA Simasiku (ZAM)	0	1	*3	4	*4	6	*8	10	*10	11	
4	MAFABI Kevin Evans (UGA)	*0	1	*2	3	*4	6	*6	8	*8	9	9
	KALALUKA Simasiku (ZAM)	0	*1	2	*3	4	*4	6	*6	8	*9	11
5	MAFABI Kevin Evans (UGA)	0	*1	2	*3	4	*6	8	*9	9	*10	11
	KALALUKA Simasiku (ZAM)	*0	1	*2	3	*4	4	*4	5	*7	8	8

### NOTES

"\*" denotes server. The "Greatest deficit overcome" only applies when the player ends up winning the game.

### LEGEND

MT Men's Team





## Detailed Team Match Results

Uganda (UGA) 3 - 0 Zambia (ZAM)

Match 2: CHELIBE Gilton (UGA) 3-0 NG'ANDU Friday (ZAM)

Match Summary		Match	Game 1	Game 2	Game 3	Game 4	Game 5
CHELIBE Gilton	UGA	3	11	13	11		
NG'ANDU Friday	ZAM	0	9	11	9		
Duration		14min	5min	4min	4min		

Team Match No : MT47 Table : 10 Umpires : KNOWLES Kathleen (SCO) SUTCLIFFE Russell (ENG)

Player Statistics	CHELIBE Gilton (UGA)						NG'ANDU Friday (ZAM)					
	Game					Match	Game					Match
	1	2	3	4	5		1	2	3	4	5	
Points won	11	13	11			35	9	11	9			29
Biggest lead	2	2	4			4	2	3	2			3
Points won on own serve	7	8	8			23	6	7	7			20
Points lost on own serve	3	4	2			9	4	5	3			12
Most consecutive points won	4	5	4			5	2	2	3			3
Greatest deficit overcome	2	3	2			3	-	-	-			-
Handedness/Grip	/						/					

### Game Progress

1	CHELIBE Gilton (UGA)	0	*0	2	*3	3	*5	7	*7	8	*9	11				
	NG'ANDU Friday (ZAM)	*0	2	*2	3	*5	5	*5	7	*8	9	9				
2	CHELIBE Gilton (UGA)	*0	1	*1	2	*3	4	*5	6	*8	10	*10	11	*11	12	13
	NG'ANDU Friday (ZAM)	0	*1	3	*4	5	*6	7	*8	8	*8	10	*10	11	*11	11
3	CHELIBE Gilton (UGA)	0	*0	2	*4	5	*5	7	*8	10	*10	11				
	NG'ANDU Friday (ZAM)	*0	2	*2	2	*3	5	*5	6	*6	8	9				

### NOTES

"\*" denotes server. The "Greatest deficit overcome" only applies when the player ends up winning the game.

### LEGEND

MT Men's Team



### Detailed Team Match Results

Uganda (UGA) 3 - 0 Zambia (ZAM)

**Match 3:** **MUTAMBUZE Paul Moody (UGA)** 3-2 **KASANDA Noel (ZAM)**  
**MAFABI Kevin Evans** **NG'ANDU Friday**

Match Summary		Match	Game 1	Game 2	Game 3	Game 4	Game 5
MUTAMBUZE Paul Moody / MAFABI KE	UGA	3	8	11	11	9	11
KASANDA Noel / NG'ANDU F	ZAM	2	11	7	6	11	8
Duration		28min	4min	4min	4min	5min	6min

Team Match No : MT47 Table : 10 Umpires : KNOWLES Kathleen (SCO) SUTCLIFFE Russell (ENG)

Player Statistics	MUTAMBUZE PM / MAFABI KE (UGA)						KASANDA N / NG'ANDU F (ZAM)					
	Game					Match	Game					Match
	1	2	3	4	5		1	2	3	4	5	
Points won	8	11	11	9	11	50	11	7	5	11	8	42
Biggest lead	4	4	5	1	3	5	3	1	1	2	3	3
Points won on own serve	4	7	6	4	6	27	6	4	3	5	5	23
Points lost on own serve	5	3	2	6	3	19	4	4	5	5	5	23
Most consecutive points won	4	3	5	2	5	5	5	2	2	2	3	5
Greatest deficit overcome	-	1	1	-	3	3	4	-	-	1	-	4
Handedness/Grip	/ - /						/ - /					

#### Game Progress

1	MUTAMBUZE PM / MAFABI KE (UGA)	0	*-1	2	*-4	6	*-6	6	*-7	8	*-8	8
	KASANDA N / NG'ANDU F (ZAM)	*-0	1	*-2	2	*-2	4	*-6	7	*-8	10	11
2	MUTAMBUZE PM / MAFABI KE (UGA)	*-0	1	*-2	4	*-5	6	*-7	8	*-9	11	
	KASANDA N / NG'ANDU F (ZAM)	0	*-1	2	*-2	3	*-4	5	*-6	7	7	
3	MUTAMBUZE PM / MAFABI KE (UGA)	0	*-1	3	*-3	5	*-7	8	*-9	10	11	
	KASANDA N / NG'ANDU F (ZAM)	0	1	*-1	3	*-3	3	*-4	5	*-6	6	
4	MUTAMBUZE PM / MAFABI KE (UGA)	*-0	1	*-2	3	*-4	4	*-6	6	*-7	9	9
	KASANDA N / NG'ANDU F (ZAM)	0	*-1	2	*-3	4	*-6	6	*-8	9	*-9	11
5	MUTAMBUZE PM / MAFABI KE (UGA)	0	*-0	1	*-2	3	*-4	5	*-6	8	*-10	11
	KASANDA N / NG'ANDU F (ZAM)	*-0	2	*-3	4	*-5	6	*-7	8	*-8	8	8

#### NOTES

"\*-." denotes first player of pair is server, "-\*" denotes second player of pair is server. The "Greatest deficit overcome" only applies when the pair ends up winning the game.

#### LEGEND

MT Men's Team



### Detailed Team Match Results

#### Trinidad and Tobago (TTO) 3 - 0 Seychelles (SEY)

Team Match No : MT48 Table : 6 Umpires : GOUGH David (ENG) ROBERTS Averil (NZL)

Match 1			Match	Game 1	Game 2	Game 3	Game 4	Game 5
A	ST. LOUIS Dexter	TTO	3	11	11	11		
X	LAURENCE Dario	SEY	0	6	5	3		
Duration of Match 1			11min	4min	4min	3min		

Match 2			Match	Game 1	Game 2	Game 3	Game 4	Game 5
B	HUMPHREYS Curtis	TTO	3	11	11	11		
Y	SULTAN Godfrey	SEY	0	6	4	5		
Duration of Match 2			11min	4min	3min	4min		

Match 3			Match	Game 1	Game 2	Game 3	Game 4	Game 5
C/B	DOOKRAM Y / HUMPHREYS C	TTO	3	9	12	11	11	
Z/Y	ESTHER N / SULTAN G	SEY	1	11	10	3	9	
Duration of Match 3			18min	5min	5min	3min	4min	

Duration of Team Match	48min
------------------------	-------

Player Statistics	Trinidad and Tobago (TTO)					Seychelles (SEY)						
	Match					Team Match	Match					Team Match
	1	2	3	4	5		1	2	3	4	5	
Points won	33	32	43			108	14	15	32			61
Biggest lead	8	7	8			8	1	1	3			3
Points won on own serve	15	15	22			52	7	7	16			30
Points lost on own serve	7	8	16			31	18	17	21			56
Most consecutive points won	5	5	5			5	2	3	4			4
Greatest deficit overcome	1	1	2			2	-	-	2			2

**NOTES**

The "Greatest deficit overcome" only applies when the player/pair ends up winning the game.

**LEGEND**

MT Men's Team



## Detailed Team Match Results

Trinidad and Tobago (TTO) 3 - 0 Seychelles (SEY)

Match 1: ST. LOUIS Dexter (TTO) 3-0 LAURENCE Dario (SEY)

Match Summary		Match	Game 1	Game 2	Game 3	Game 4	Game 5
ST. LOUIS Dexter	TTO	3	11	11	11		
LAURENCE Dario	SEY	0	6	5	3		
Duration		11min	4min	4min	3min		

Team Match No : MT48 Table : 6 Umpires : GOUGH David (ENG) ROBERTS Averil (NZL)

Player Statistics	ST. LOUIS Dexter (TTO)						LAURENCE Dario (SEY)					
	Game					Match	Game					Match
	1	2	3	4	5		1	2	3	4	5	
Points won	11	11	11			33	6	5	3			14
Biggest lead	5	6	8			8	1	1	-			1
Points won on own serve	6	4	5			15	4	1	2			7
Points lost on own serve	2	4	1			7	5	7	6			18
Most consecutive points won	4	4	5			5	2	2	1			2
Greatest deficit overcome	1	1	-			1	-	-	-			-
Handedness/Grip	Left/						/					

### Game Progress

1	ST. LOUIS Dexter (TTO)	0	*1	2	*4	5	*6	8	*8	10	11
	LAURENCE Dario (SEY)	*0	1	*2	2	*3	4	*4	6	*6	6
2	ST. LOUIS Dexter (TTO)	*0	1	*2	3	*5	6	*8	9	11	
	LAURENCE Dario (SEY)	0	*1	2	*3	3	*4	4	*5	5	
3	ST. LOUIS Dexter (TTO)	0	*1	2	*4	6	*7	9	11		
	LAURENCE Dario (SEY)	*0	1	*2	2	*2	3	*3	3		

### NOTES

"\*" denotes server. The "Greatest deficit overcome" only applies when the player ends up winning the game.

### LEGEND

MT Men's Team



## Detailed Team Match Results

Trinidad and Tobago (TTO) 3 - 0 Seychelles (SEY)

Match 2: HUMPHREYS Curtis (TTO) 3-0 SULTAN Godfrey (SEY)

Match Summary		Match	Game 1	Game 2	Game 3	Game 4	Game 5
HUMPHREYS Curtis	TTO	3	11	11	11		
SULTAN Godfrey	SEY	0	6	4	5		
Duration		11min	4min	3min	4min		

Team Match No : MT48 Table : 6 Umpires : GOUGH David (ENG) ROBERTS Averil (NZL)

Player Statistics	HUMPHREYS Curtis (TTO)						SULTAN Godfrey (SEY)					
	Game					Match	Game					Match
	1	2	3	4	5		1	2	3	4	5	
Points won	11	11	10			32	6	4	5			15
Biggest lead	5	7	6			7	1	-	-			1
Points won on own serve	6	5	4			15	3	2	2			7
Points lost on own serve	3	2	3			8	5	6	6			17
Most consecutive points won	4	5	5			5	2	1	3			3
Greatest deficit overcome	1	-	-			1	-	-	-			-
Handedness/Grip	Right/						/					

### Game Progress

1	HUMPHREYS Curtis (TTO)	*0	1	*2	4	*6	7	*8	9	*10	11
	SULTAN Godfrey (SEY)	0	*1	2	*2	2	*3	4	*5	6	6
2	HUMPHREYS Curtis (TTO)	0	*1	2	*4	5	*7	9	*10	11	
	SULTAN Godfrey (SEY)	*0	1	*2	2	*3	3	*3	4	4	
3	HUMPHREYS Curtis (TTO)	0	2	*3	4	*6	6	*7	9	11	
	SULTAN Godfrey (SEY)	0	*0	1	*2	2	*4	5	*5	5	

### NOTES

"\*" denotes server. The "Greatest deficit overcome" only applies when the player ends up winning the game.

### LEGEND

MT Men's Team



### Detailed Team Match Results

Trinidad and Tobago (TTO) 3 - 0 Seychelles (SEY)

**Match 3:** **DOOKRAM Yuvraaj (TTO)** 3-1 **ESTHER Nicholas (SEY)**  
**HUMPHREYS Curtis** **SULTAN Godfrey**

Match Summary		Match	Game 1	Game 2	Game 3	Game 4	Game 5
<b>DOOKRAM Yuvraaj / HUMPHREYS C</b>	TTO	3	9	12	11	11	
<b>ESTHER Nicholas / SULTAN G</b>	SEY	1	11	10	3	9	
Duration		18min	5min	5min	3min	4min	

Team Match No : MT48 Table : 6 Umpires : GOUGH David (ENG) ROBERTS Averil (NZL)

Player Statistics	DOOKRAM Y / HUMPHREYS C (TTO)						ESTHER N / SULTAN G (SEY)					
	Game					Match	Game					Match
	1	2	3	4	5		1	2	3	4	5	
Points won	9	12	11	11		43	11	10	2	9		32
Biggest lead	2	3	8	2		8	3	2	1	2		3
Points won on own serve	5	5	6	6		22	6	4	1	5		16
Points lost on own serve	5	6	1	4		16	4	7	5	5		21
Most consecutive points won	5	3	5	2		5	4	4	1	2		4
Greatest deficit overcome	-	2	1	2		2	2	-	-	-		2
Handedness/Grip	Right/ - Right/						/ - /					

#### Game Progress

1	<b>DOOKRAM Y / HUMPHREYS C (TTO)</b>	-*0	1	*-1	2	-*4	6	*-6	6	-*7	8	9		
	<b>ESTHER N / SULTAN G (SEY)</b>	0	*-1	3	-*4	4	*-4	6	-*8	9	*-10	11		
2	<b>DOOKRAM Y / HUMPHREYS C (TTO)</b>	0	-*1	2	*-3	3	-*5	6	*-8	9	-*9	10	*-11	12
	<b>ESTHER N / SULTAN G (SEY)</b>	*-0	1	-*2	3	*-5	5	-*6	6	*-7	9	*-10	10	10
3	<b>DOOKRAM Y / HUMPHREYS C (TTO)</b>	0	1	*-3	5	-*6	8	*-10	11					
	<b>ESTHER N / SULTAN G (SEY)</b>	0	*-1	1	-*1	2	*-2	2	3					
4	<b>DOOKRAM Y / HUMPHREYS C (TTO)</b>	0	-*0	1	*-2	3	-*4	6	*-7	8	-*10	11		
	<b>ESTHER N / SULTAN G (SEY)</b>	*-0	2	-*3	4	*-5	6	-*6	7	*-8	8	9		

#### NOTES

"\*-." denotes first player of pair is server, "-\*" denotes second player of pair is server. The "Greatest deficit overcome" only applies when the pair ends up winning the game.

#### LEGEND

MT Men's Team



### Detailed Team Match Results

#### Kiribati (KIR) 2 - 3 Kenya (KEN)

Team Match No : MT49 Table : 7 Umpires : SCARR Val (NZL) CHAY Winnie (SIN)

Match 1			Match	Game 1	Game 2	Game 3	Game 4	Game 5
A	TETABO Katirakei	KIR	0	6	7	9		
X	MUTURI Peter	KEN	3	11	11	11		
Duration of Match 1			12min	3min	4min	4min		

Match 2			Match	Game 1	Game 2	Game 3	Game 4	Game 5
B	FREDDY Choy	KIR	3	11	11	3	12	
Y	RINGUI Anthony Mathenge	KEN	1	6	4	11	10	
Duration of Match 2			19min	4min	4min	3min	6min	

Match 3			Match	Game 1	Game 2	Game 3	Game 4	Game 5
C/A	BEIA T / TETABO K	KIR	0	5	5	4		
Z/Y	OTIENO MO / RINGUI AM	KEN	3	11	11	11		
Duration of Match 3			11min	3min	3min	3min		

Match 4			Match	Game 1	Game 2	Game 3	Game 4	Game 5
B	FREDDY Choy	KIR	3	11	10	10	11	11
Z	OTIENO Michael Owuor	KEN	2	9	12	12	5	8
Duration of Match 4			26min	5min	5min	5min	4min	5min

Match 5			Match	Game 1	Game 2	Game 3	Game 4	Game 5
C	BEIA Teitua	KIR	1	8	11	8	4	
X	MUTURI Peter	KEN	3	11	5	11	11	
Duration of Match 5			18min	4min	3min	4min	4min	

Duration of Team Match	1h42min
------------------------	---------

Player Statistics	Kiribati (KIR)						Kenya (KEN)					
	Match					Team Match	Match					Team Match
	1	2	3	4	5		1	2	3	4	5	
Points won	22	37	14	53	31	157	33	30	33	45	38	179
Biggest lead	1	7	2	6	7	7	5	8	7	6	7	8
Points won on own serve	11	24	9	32	18	94	17	21	18	28	22	106
Points lost on own serve	16	9	15	17	16	73	11	13	5	21	13	63
Most consecutive points won	2	7	2	6	6	7	4	6	5	6	4	6
Greatest deficit overcome	-	2	-	2	-	2	1	-	2	2	2	2

**NOTES**

The "Greatest deficit overcome" only applies when the player/pair ends up winning the game.

**LEGEND**

MT Men's Team



## Detailed Team Match Results

Kiribati (KIR) **2 - 3** Kenya (KEN)

**Match 1:** TETABO Katirakei (KIR) **0-3** MUTURI Peter (KEN)

Match Summary		Match	Game 1	Game 2	Game 3	Game 4	Game 5
TETABO Katirakei	KIR	0	6	7	9		
MUTURI Peter	KEN	3	11	11	11		
Duration		12min	3min	4min	4min		

Team Match No : MT49 Table : 7 Umpires : SCARR Val (NZL) CHAY Winnie (SIN)

Player Statistics	TETABO Katirakei (KIR)						MUTURI Peter (KEN)					
	Game					Match	Game					Match
	1	2	3	4	5		1	2	3	4	5	
Points won	6	7	9			22	11	11	11			33
Biggest lead	-	-	1			1	5	5	4			5
Points won on own serve	3	3	5			11	5	6	6			17
Points lost on own serve	6	5	5			16	3	4	4			11
Most consecutive points won	2	2	2			2	4	3	4			4
Greatest deficit overcome	-	-	-			-	-	-	1			1
Handedness/Grip	Right/						/					

### Game Progress

1	TETABO Katirakei (KIR)	*0	0	*1	2	*2	3	*4	5	*6	6	
	MUTURI Peter (KEN)	0	*2	3	*4	6	*7	8	*9	10	11	
2	TETABO Katirakei (KIR)	0	*0	1	*2	2	*3	4	*5	6	7	
	MUTURI Peter (KEN)	*0	2	*3	4	*6	7	*8	9	*10	11	
3	TETABO Katirakei (KIR)	*0	1	*2	2	*3	4	*4	6	*7	8	9
	MUTURI Peter (KEN)	0	*1	2	*4	5	*6	8	*8	9	*10	11

### NOTES

"\*" denotes server. The "Greatest deficit overcome" only applies when the player ends up winning the game.

### LEGEND

MT Men's Team





## Detailed Team Match Results

Kiribati (KIR) **2 - 3** Kenya (KEN)

**Match 2:** **FREDDY Choy (KIR)** **3-1** RINGUI Anthony Mathenge (KEN)

Match Summary		Match	Game 1	Game 2	Game 3	Game 4	Game 5
<b>FREDDY Choy</b>	KIR	<b>3</b>	11	11	3	12	
RINGUI Anthony Mathenge	KEN	<b>1</b>	6	4	11	10	
Duration		<b>19min</b>	4min	4min	3min	6min	

Team Match No : MT49 Table : 7 Umpires : SCARR Val (NZL) CHAY Winnie (SIN)

Player Statistics	FREDDY Choy (KIR)						RINGUI Anthony Mathenge (KEN)					
	Game					Match	Game					Match
	1	2	3	4	5		1	2	3	4	5	
Points won	11	11	3	12		<b>37</b>	6	4	10	10		<b>30</b>
Biggest lead	5	7	-	4		<b>7</b>	2	-	8	-		<b>8</b>
Points won on own serve	7	7	2	8		<b>24</b>	5	3	6	7		<b>21</b>
Points lost on own serve	1	1	4	3		<b>9</b>	4	4	1	4		<b>13</b>
Most consecutive points won	4	7	2	3		<b>7</b>	2	3	6	3		<b>6</b>
Greatest deficit overcome	2	-	-	-		<b>2</b>	-	-	-	-		<b>-</b>
Handedness/Grip	Right/						/					

### Game Progress

1	<b>FREDDY Choy (KIR)</b>	0	*0	2	*3	4	*5	7	*8	10	<b>11</b>			
	RINGUI Anthony Mathenge (KEN)	*0	2	*2	3	*4	5	*5	6	*6	<b>6</b>			
2	<b>FREDDY Choy (KIR)</b>	*0	2	*4	6	*7	8	*8	10	<b>11</b>				
	RINGUI Anthony Mathenge (KEN)	0	*0	0	*0	1	*2	4	*4	<b>4</b>				
3	FREDDY Choy (KIR)	0	*0	1	*2	2	*2	3	<b>3</b>					
	RINGUI Anthony Mathenge (KEN)	0	2	*3	4	*6	8	*9	<b>11</b>					
4	<b>FREDDY Choy (KIR)</b>	*0	2	*3	5	*6	6	*7	8	*8	10	*10	11	<b>12</b>
	RINGUI Anthony Mathenge (KEN)	0	*0	1	*1	2	*4	5	*6	8	*8	10	*10	<b>10</b>

### NOTES

"\*" denotes server. The "Greatest deficit overcome" only applies when the player ends up winning the game.

### LEGEND

MT Men's Team



## Detailed Team Match Results

Kiribati (KIR) **2 - 3** Kenya (KEN)

**Match 3:** BEIA Teitua (KIR) **0-3** OTIENO Michael Owuor (KEN)  
TETABO Katirakei RINGUI Anthony Mathenge

Match Summary		Match	Game 1	Game 2	Game 3	Game 4	Game 5
BEIA Teitua / TETABO K	KIR	0	5	5	4		
OTIENO Michael Owuor / RINGUI AM	KEN	3	11	11	11		
Duration		11min	3min	3min	3min		

Team Match No : MT49 Table : 7 Umpires : SCARR Val (NZL) CHAY Winnie (SIN)

Player Statistics	BEIA T / TETABO K (KIR)						OTIENO MO / RINGUI AM (KEN)					
	Game					Match	Game					Match
	1	2	3	4	5		1	2	3	4	5	
Points won	5	5	4			14	11	11	11			33
Biggest lead	-	-	2			2	6	6	7			7
Points won on own serve	3	2	4			9	6	5	7			18
Points lost on own serve	5	6	4			15	2	3	0			5
Most consecutive points won	2	2	2			2	5	4	5			5
Greatest deficit overcome	-	-	-			-	-	-	2			2
Handedness/Grip	Right/ - Right/						/ - /					

### Game Progress

1	BEIA T / TETABO K (KIR)	-*0	1	*-1	1	-*2	3	*-4	5	5
	OTIENO MO / RINGUI AM (KEN)	0	*-1	3	-*5	6	*-7	8	-*9	11
2	BEIA T / TETABO K (KIR)	0	-*0	0	*-2	3	-*3	3	*-4	5
	OTIENO MO / RINGUI AM (KEN)	*-0	2	*-4	4	*-5	7	-*9	10	11
3	BEIA T / TETABO K (KIR)	*-0	2	*-2	3	*-3	4	*-4	4	4
	OTIENO MO / RINGUI AM (KEN)	0	*-0	2	-*3	5	*-6	8	-*10	11

### NOTES

"\*-." denotes first player of pair is server, "-\*" denotes second player of pair is server. The "Greatest deficit overcome" only applies when the pair ends up winning the game.

### LEGEND

MT Men's Team



## Detailed Team Match Results

Kiribati (KIR) **2 - 3** Kenya (KEN)

**Match 4:** **FREDDY Choy (KIR)** **3-2** OTIENO Michael Owuor (KEN)

Match Summary		Match	Game 1	Game 2	Game 3	Game 4	Game 5
<b>FREDDY Choy</b>	KIR	<b>3</b>	11	10	10	11	11
OTIENO Michael Owuor	KEN	<b>2</b>	9	12	12	5	8
	Duration	<b>26min</b>	5min	5min	5min	4min	5min

Team Match No : MT49 Table : 7 Umpires : SCARR Val (NZL) CHAY Winnie (SIN)

Player Statistics	FREDDY Choy (KIR)						OTIENO Michael Owuor (KEN)					
	Game					Match	Game					Match
	1	2	3	4	5		1	2	3	4	5	
Points won	11	10	10	11	11	<b>53</b>	9	12	11	5	8	<b>45</b>
Biggest lead	2	1	2	6	3	<b>6</b>	2	2	6	-	2	<b>6</b>
Points won on own serve	6	6	7	7	6	<b>32</b>	5	7	7	4	5	<b>28</b>
Points lost on own serve	4	5	4	1	3	<b>17</b>	5	4	3	4	5	<b>21</b>
Most consecutive points won	4	3	6	3	5	<b>6</b>	2	3	6	1	2	<b>6</b>
Greatest deficit overcome	2	-	-	-	2	<b>2</b>	-	1	2	-	-	<b>2</b>
Handedness/Grip	Right/						/					

### Game Progress

1	<b>FREDDY Choy (KIR)</b>	0	*1	2	*2	4	*6	6	*7	8	*9	<b>11</b>		
	OTIENO Michael Owuor (KEN)	*0	1	*2	4	*4	4	*6	7	*8	9	<b>9</b>		
2	<b>FREDDY Choy (KIR)</b>	*0	1	*2	3	*4	5	*5	6	*7	9	*10	10	<b>10</b>
	<b>OTIENO Michael Owuor (KEN)</b>	0	*1	2	*3	4	*5	7	*8	9	*9	10	*11	<b>12</b>
3	<b>FREDDY Choy (KIR)</b>	0	*1	3	*3	3	*3	4	*4	6	*8	10	*10	<b>10</b>
	<b>OTIENO Michael Owuor (KEN)</b>	0	1	*1	3	*5	7	*8	10	*10	10	*10	11	<b>12</b>
4	<b>FREDDY Choy (KIR)</b>	*0	2	*3	5	*6	8	*9	10	<b>11</b>				
	OTIENO Michael Owuor (KEN)	0	*0	1	*1	2	*2	3	*4	<b>5</b>				
5	<b>FREDDY Choy (KIR)</b>	0	*1	2	*2	4	*6	7	*8	9	*10	<b>11</b>		
	OTIENO Michael Owuor (KEN)	*0	1	*2	4	*4	4	*5	6	*7	8	<b>8</b>		

### NOTES

"\*" denotes server. The "Greatest deficit overcome" only applies when the player ends up winning the game.

### LEGEND

MT Men's Team



## Detailed Team Match Results

Kiribati (KIR) 2 - 3 Kenya (KEN)

**Match 5:** BEIA Teitua (KIR) 1-3 MUTURI Peter (KEN)

Match Summary		Match	Game 1	Game 2	Game 3	Game 4	Game 5
BEIA Teitua	KIR	1	8	11	8	4	
MUTURI Peter	KEN	3	11	5	11	11	
Duration		18min	4min	3min	4min	4min	

Team Match No : MT49 Table : 7 Umpires : SCARR Val (NZL) CHAY Winnie (SIN)

Player Statistics	BEIA Teitua (KIR)						MUTURI Peter (KEN)					
	Game					Match	Game					Match
	1	2	3	4	5		1	2	3	4	5	
Points won	8	11	8	4		31	11	5	11	11		38
Biggest lead	2	7	2	-		7	3	-	3	7		7
Points won on own serve	4	6	4	4		18	6	3	6	7		22
Points lost on own serve	5	2	5	4		16	4	5	4	0		13
Most consecutive points won	3	6	2	1		6	4	2	3	4		4
Greatest deficit overcome	-	-	-	-		-	2	-	2	-		2
Handedness/Grip	Right/						/					

### Game Progress

1	BEIA Teitua (KIR)	0	*1	3	*3	3	*5	6	*6	7	*8	8
	MUTURI Peter (KEN)	*0	1	*1	3	*5	5	*6	8	*9	10	11
2	BEIA Teitua (KIR)	*0	1	*2	4	*5	7	*9	10	11		
	MUTURI Peter (KEN)	0	*1	2	*2	3	*3	3	*4	5		
3	BEIA Teitua (KIR)	0	*1	3	*3	4	*5	6	*7	7	*8	8
	MUTURI Peter (KEN)	*0	1	*1	3	*4	5	*6	7	*9	10	11
4	BEIA Teitua (KIR)	*0	1	*1	2	*2	3	*3	4	4		
	MUTURI Peter (KEN)	0	*1	3	*4	6	*7	9	*10	11		

### NOTES

"\*" denotes server. The "Greatest deficit overcome" only applies when the player ends up winning the game.

### LEGEND

MT Men's Team



## Detailed Team Match Results

### Singapore (SIN) 3 - 0 New Zealand (NZL)

Team Match No : MT63 Table : 1 Umpires : CLAXTON Roy (SCO) EDWARDS David (ENG)

Match 1			Match	Game 1	Game 2	Game 3	Game 4	Game 5
A	ZHAN Jian	SIN	3	11	11	11		
X	LIU Tengeng	NZL	0	9	9	8		
Duration of Match 1			24min	8min	8min	9min		

Match 2			Match	Game 1	Game 2	Game 3	Game 4	Game 5
B	LI Hu	SIN	3	11	11	11		
Y	XIAO Phillip	NZL	0	5	2	4		
Duration of Match 2			15min	5min	5min	6min		

Match 3			Match	Game 1	Game 2	Game 3	Game 4	Game 5
C/B	GAO N / LI H	SIN	3	11	11	8	11	
Z/X	LAUGESEN S / LIU T	NZL	1	6	5	11	5	
Duration of Match 3			20min	4min	4min	5min	4min	

Duration of Team Match	1h7min
------------------------	--------

Player Statistics	Singapore (SIN)					New Zealand (NZL)						
	Match					Team Match	Match					Team Match
	1	2	3	4	5		1	2	3	4	5	
Points won	31	31	40			102	26	11	27			64
Biggest lead	3	9	6			9	3	-	3			3
Points won on own serve	16	14	18			48	13	4	11			28
Points lost on own serve	13	7	16			36	15	17	22			54
Most consecutive points won	6	8	6			8	4	4	3			4
Greatest deficit overcome	3	-	2			3	-	-	2			2

#### NOTES

The "Greatest deficit overcome" only applies when the player/pair ends up winning the game.

#### LEGEND

MT Men's Team



## Detailed Team Match Results

Singapore (SIN) 3 - 0 New Zealand (NZL)

Match 1: ZHAN Jian (SIN) 3-0 LIU Tengting (NZL)

Match Summary		Match	Game 1	Game 2	Game 3	Game 4	Game 5
ZHAN Jian	SIN	3	11	11	11		
LIU Tengting	NZL	0	9	9	8		
	Duration	24min	8min	8min	9min		

Team Match No : MT63 Table : 1 Umpires : CLAXTON Roy (SCO) EDWARDS David (ENG)

Player Statistics	ZHAN Jian (SIN)						LIU Tengting (NZL)					
	Game					Match	Game					Match
	1	2	3	4	5		1	2	3	4	5	
Points won	11	10	10			31	9	9	8			26
Biggest lead	2	3	3			3	3	-	3			3
Points won on own serve	5	6	5			16	4	5	4			13
Points lost on own serve	5	4	4			13	6	4	5			15
Most consecutive points won	3	3	6			6	4	3	3			4
Greatest deficit overcome	3	-	3			3	-	-	-			-
Handedness/Grip	Right/						Right/					

### Game Progress

1	ZHAN Jian (SIN)	*0	1	*1	2	*3	4	*5	6	*8	9	11
	LIU Tengting (NZL)	0	*1	3	*4	5	*6	7	*8	8	*9	9
2	ZHAN Jian (SIN)	0	*2	3	*3	5	*6	6	*7	8	*9	11
	LIU Tengting (NZL)	0	0	*1	3	*3	4	*6	7	*8	9	9
3	ZHAN Jian (SIN)	0	1	*1	3	*4	4	*5	6	*8	10	11
	LIU Tengting (NZL)	0	*1	3	*3	4	*6	7	*8	8	*8	8

### NOTES

"\*" denotes server. The "Greatest deficit overcome" only applies when the player ends up winning the game.

### LEGEND

MT Men's Team



## Detailed Team Match Results

Singapore (SIN) 3 - 0 New Zealand (NZL)

Match 2: LI Hu (SIN) 3-0 XIAO Phillip (NZL)

Match Summary		Match	Game 1	Game 2	Game 3	Game 4	Game 5
LI Hu	SIN	3	11	11	11		
XIAO Phillip	NZL	0	5	2	4		
Duration		15min	5min	5min	6min		

Team Match No : MT63 Table : 1 Umpires : CLAXTON Roy (SCO) EDWARDS David (ENG)

Player Statistics	LI Hu (SIN)						XIAO Phillip (NZL)					
	Game					Match	Game					Match
	1	2	3	4	5		1	2	3	4	5	
Points won	11	10	10			31	5	2	4			11
Biggest lead	9	9	7			9	-	-	-			-
Points won on own serve	6	4	4			14	3	0	1			4
Points lost on own serve	2	2	3			7	5	6	6			17
Most consecutive points won	8	7	6			8	4	2	2			4
Greatest deficit overcome	-	-	-			-	-	-	-			-
Handedness/Grip	Right/						Right/					

### Game Progress

1	LI Hu (SIN)	0	*2	4	*6	8	*9	10	*10	11
	XIAO Phillip (NZL)	*0	0	*0	0	*0	1	*2	4	5
2	LI Hu (SIN)	0	2	*4	4	*6	8	*10	11	
	XIAO Phillip (NZL)	0	*0	0	*2	2	*2	2	2	
3	LI Hu (SIN)	0	*1	2	*4	6	*8	8	*10	11
	XIAO Phillip (NZL)	0	1	*2	2	*2	2	*4	4	4

### NOTES

"\*" denotes server. The "Greatest deficit overcome" only applies when the player ends up winning the game.

### LEGEND

MT Men's Team



## Detailed Team Match Results

Singapore (SIN) 3 - 0 New Zealand (NZL)

**Match 3:** **GAO Ning (SIN) 3-1 LAUGESEN Shane (NZL)**  
**LI Hu LIU Tengting**

Match Summary		Match	Game 1	Game 2	Game 3	Game 4	Game 5
GAO Ning / LI H	SIN	3	11	11	8	11	
LAUGESEN Shane / LIU T	NZL	1	6	5	11	5	
	Duration	20min	4min	4min	5min	4min	

Team Match No : MT63 Table : 1 Umpires : CLAXTON Roy (SCO) EDWARDS David (ENG)

Player Statistics	GAO N / LI H (SIN)						LAUGESEN S / LIU T (NZL)					
	Game					Match	Game					Match
	1	2	3	4	5		1	2	3	4	5	
Points won	11	11	7	11		40	6	5	11	5		27
Biggest lead	5	6	2	6		6	2	-	3	1		3
Points won on own serve	5	4	4	5		18	2	1	6	2		11
Points lost on own serve	4	4	5	3		16	6	7	3	6		22
Most consecutive points won	6	3	2	3		6	2	2	3	1		3
Greatest deficit overcome	2	-	-	1		2	-	-	2	-		2
Handedness/Grip	Right/ - Right/						Right/ - Right/					

### Game Progress

1	GAO N / LI H (SIN)	-*0	0	*-2	3	-*5	7	*-8	9	-*10	11	
	LAUGESEN S / LIU T (NZL)	0	-*2	2	*-3	3	-*3	4	*-5	6	6	
2	GAO N / LI H (SIN)	0	*-2	3	-*5	6	*-7	8	-*10	11		
	LAUGESEN S / LIU T (NZL)	*-0	0	*-1	1	*-2	3	*-4	4	5		
3	GAO N / LI H (SIN)	0	2	*-3	3	-*4	5	*-5	6	-*7	8	8
	LAUGESEN S / LIU T (NZL)	0	-*0	1	*-3	4	-*5	7	*-8	9	-*10	11
4	GAO N / LI H (SIN)	0	*-1	3	-*4	5	*-7	8	-*10	11		
	LAUGESEN S / LIU T (NZL)	*-0	1	*-1	2	*-3	3	-*4	4	5		

### NOTES

"\*-." denotes first player of pair is server, "-\*" denotes second player of pair is server. The "Greatest deficit overcome" only applies when the pair ends up winning the game.

### LEGEND

MT Men's Team





### Detailed Team Match Results

#### Australia (AUS) 2 - 3 Nigeria (NGR)

Team Match No : MT64 Table : 2 Umpires : SRINIVASAN Sridhar (IND) WILLIAMSON Bob (ENG)

Match 1			Match	Game 1	Game 2	Game 3	Game 4	Game 5
A	<b>HENZELL William</b>	AUS	3	8	10	11	11	11
X	<b>ABIODUN Bode</b>	NGR	2	11	12	4	5	5
Duration of Match 1			35min	6min	8min	5min	5min	7min

Match 2			Match	Game 1	Game 2	Game 3	Game 4	Game 5
B	<b>YAN Xin</b>	AUS	1	8	8	11	10	
Y	<b>ARUNA Quadri</b>	NGR	3	11	11	9	12	
Duration of Match 2			27min	5min	6min	5min	7min	

Match 3			Match	Game 1	Game 2	Game 3	Game 4	Game 5
C/B	<b>POWELL D / YAN X</b>	AUS	2	11	7	9	15	4
Z/X	<b>TORIOLA S / ABIODUN B</b>	NGR	3	4	11	11	13	11
Duration of Match 3			34min	4min	5min	6min	9min	5min

Match 4			Match	Game 1	Game 2	Game 3	Game 4	Game 5
A	<b>HENZELL William</b>	AUS	3	8	12	12	11	
Z	<b>TORIOLA Segun</b>	NGR	1	11	10	10	7	
Duration of Match 4			33min	6min	8min	9min	7min	

Match 5			Match	Game 1	Game 2	Game 3	Game 4	Game 5
C	<b>POWELL David</b>	AUS	0	7	4	4		
Y	<b>ARUNA Quadri</b>	NGR	3	11	11	11		
Duration of Match 5			19min	7min	5min	5min		

Duration of Team Match	<b>2h46min</b>
------------------------	----------------

Player Statistics	Australia (AUS)						Nigeria (NGR)					
	Match					Team Match	Match					Team Match
	1	2	3	4	5		1	2	3	4	5	
Points won	51	37	46	43	15	192	37	43	49	38	33	200
Biggest lead	7	2	7	4	-	7	5	3	7	3	8	8
Points won on own serve	26	20	23	25	8	102	20	23	25	22	16	106
Points lost on own serve	17	20	24	16	17	94	25	17	23	18	7	90
Most consecutive points won	8	4	7	5	4	8	4	3	7	3	7	7
Greatest deficit overcome	1	3	7	1	-	7	2	1	-	-	-	2

**NOTES**

The "Greatest deficit overcome" only applies when the player/pair ends up winning the game.

**LEGEND**

MT Men's Team



## Detailed Team Match Results

Australia (AUS) **2 - 3** Nigeria (NGR)

**Match 1:** HENZELL William (AUS) **3-2** ABIODUN Bode (NGR)

Match Summary		Match	Game 1	Game 2	Game 3	Game 4	Game 5
HENZELL William	AUS	3	8	10	11	11	11
ABIODUN Bode	NGR	2	11	12	4	5	5
	Duration	35min	6min	8min	5min	5min	7min

Team Match No : MT64 Table : 2 Umpires : SRINIVASAN Sridhar (IND) WILLIAMSON Bob (ENG)

Player Statistics	HENZELL William (AUS)						ABIODUN Bode (NGR)					
	Game					Match	Game					Match
	1	2	3	4	5		1	2	3	4	5	
Points won	8	10	11	11	11	51	11	12	4	5	5	37
Biggest lead	-	2	7	6	6	7	5	2	1	-	-	5
Points won on own serve	4	6	5	5	6	26	6	7	2	2	3	20
Points lost on own serve	5	5	2	3	2	17	4	4	6	6	5	25
Most consecutive points won	5	3	8	4	3	8	3	4	1	3	2	4
Greatest deficit overcome	-	-	1	-	-	1	-	2	-	-	-	2
Handedness/Grip	Right/Shakehand						/					

### Game Progress

1	HENZELL William (AUS)	0	*0	1	*1	2	*4	6	*7	7	*8	8		
	ABIODUN Bode (NGR)	*0	2	*3	5	*6	6	*6	7	*9	10	11		
2	HENZELL William (AUS)	*0	1	*2	4	*4	5	*6	8	*8	8	*10	10	10
	ABIODUN Bode (NGR)	0	*1	2	*2	4	*5	6	*6	8	*10	10	*11	12
3	HENZELL William (AUS)	0	*1	2	*4	6	*8	9	*10	11				
	ABIODUN Bode (NGR)	*0	1	*2	2	*2	2	*3	4	4				
4	HENZELL William (AUS)	*0	2	*4	5	*5	6	*8	9	11				
	ABIODUN Bode (NGR)	0	*0	0	*1	3	*4	4	*5	5				
5	HENZELL William (AUS)	0	*2	3	*4	5	*6	8	*9	11				
	ABIODUN Bode (NGR)	*0	0	*1	2	*3	4	*4	5	5				

### NOTES

"\*" denotes server. The "Greatest deficit overcome" only applies when the player ends up winning the game.

### LEGEND

MT Men's Team



### Detailed Team Match Results

Australia (AUS) **2 - 3** Nigeria (NGR)

**Match 2:** YAN Xin (AUS) **1-3** ARUNA Quadri (NGR)

Match Summary		Match	Game 1	Game 2	Game 3	Game 4	Game 5
YAN Xin	AUS	1	8	8	11	10	
ARUNA Quadri	NGR	3	11	11	9	12	
Duration		27min	5min	6min	5min	7min	

Team Match No : MT64 Table : 2 Umpires : SRINIVASAN Sridhar (IND) WILLIAMSON Bob (ENG)

Player Statistics	YAN Xin (AUS)						ARUNA Quadri (NGR)					
	Game					Match	Game					Match
	1	2	3	4	5		1	2	3	4	5	
Points won	8	8	11	10		37	11	11	9	12		43
Biggest lead	1	1	2	-		2	3	3	3	3		3
Points won on own serve	5	5	5	5		20	7	6	4	6		23
Points lost on own serve	4	5	5	6		20	3	3	6	5		17
Most consecutive points won	2	4	4	3		4	3	3	3	2		3
Greatest deficit overcome	-	-	3	-		3	1	1	-	-		1
Handedness/Grip	Right/Shakehand						/					

#### Game Progress

1	YAN Xin (AUS)	0	*1	2	*3	4	*4	6	*6	7	*8	8		
	ARUNA Quadri (NGR)	*0	1	*2	3	*4	6	*6	8	*9	10	11		
2	YAN Xin (AUS)	*0	1	*1	2	*3	5	*6	6	*7	8	8		
	ARUNA Quadri (NGR)	0	*1	3	*4	5	*5	6	*8	9	*10	11		
3	YAN Xin (AUS)	0	*1	1	*3	3	*4	5	*7	9	*9	11		
	ARUNA Quadri (NGR)	*0	1	*3	3	*5	6	*7	7	*7	9	9		
4	YAN Xin (AUS)	*0	0	*1	2	*3	4	*5	6	*7	9	*10	10	10
	ARUNA Quadri (NGR)	0	*2	3	*4	5	*6	7	*8	9	*9	10	*11	12

#### NOTES

"\*" denotes server. The "Greatest deficit overcome" only applies when the player ends up winning the game.

#### LEGEND

MT Men's Team



## Detailed Team Match Results

Australia (AUS) **2 - 3** Nigeria (NGR)

**Match 3:** POWELL David (AUS) **2-3** TORIOLA Segun (NGR)  
YAN Xin ABIODUN Bode

Match Summary		Match	Game 1	Game 2	Game 3	Game 4	Game 5
POWELL David / YAN X	AUS	2	11	7	9	15	4
TORIOLA Segun / ABIODUN B	NGR	3	4	11	11	13	11
Duration		34min	4min	5min	6min	9min	5min

Team Match No : MT64 Table : 2 Umpires : SRINIVASAN Sridhar (IND) WILLIAMSON Bob (ENG)

Player Statistics	POWELL D / YAN X (AUS)						TORIOLA S / ABIODUN B (NGR)					
	Game					Match	Game					Match
	1	2	3	4	5		1	2	3	4	5	
Points won	11	7	9	15	4	46	4	11	11	12	11	49
Biggest lead	7	-	-	2	-	7	-	4	7	7	7	7
Points won on own serve	6	4	4	7	2	23	3	5	5	6	6	25
Points lost on own serve	1	6	6	6	5	24	5	3	5	8	2	23
Most consecutive points won	5	3	4	7	2	7	2	4	7	4	5	7
Greatest deficit overcome	-	-	-	7	-	7	-	-	-	-	-	-
Handedness/Grip	Right/Shakehand - Right/Shakehand						/ - /					

### Game Progress

1	POWELL D / YAN X (AUS)	0	*2	4	*5	6	*7	9	*10	11								
	TORIOLA S / ABIODUN B (NGR)	*0	0	*0	1	*2	3	*3	4	4								
2	POWELL D / YAN X (AUS)	*0	1	*2	2	*2	4	*5	6	*7	7							
	TORIOLA S / ABIODUN B (NGR)	0	*1	2	*4	6	*6	7	*8	9	11							
3	POWELL D / YAN X (AUS)	0	*0	0	*0	1	*3	4	*6	7	*8	9						
	TORIOLA S / ABIODUN B (NGR)	*0	2	*4	6	*7	7	*8	8	*9	10	11						
4	POWELL D / YAN X (AUS)	0	0	*0	2	*2	3	*3	4	*6	8	*10	10	*11	11	*12	12	*13
	TORIOLA S / ABIODUN B (NGR)	0	*2	4	*4	6	*7	9	*10	10	*10	10	*11	11	*12	12	*13	13
		14	15															
		*13	13															
5	POWELL D / YAN X (AUS)	0	*0	1	*2	2	*2	3	*4	4								
	TORIOLA S / ABIODUN B (NGR)	*0	2	*3	4	*6	8	*9	10	11								

### NOTES

"\*-." denotes first player of pair is server, "-\*" denotes second player of pair is server. The "Greatest deficit overcome" only applies when the pair ends up winning the game.

### LEGEND

MT Men's Team



## Detailed Team Match Results

Australia (AUS) **2 - 3** Nigeria (NGR)

**Match 4:** HENZELL William (AUS) **3-1** TORIOLA Segun (NGR)

Match Summary		Match	Game 1	Game 2	Game 3	Game 4	Game 5
HENZELL William	AUS	3	8	12	12	11	
TORIOLA Segun	NGR	1	11	10	10	7	
Duration		33min	6min	8min	9min	7min	

Team Match No : MT64 Table : 2 Umpires : SRINIVASAN Sridhar (IND) WILLIAMSON Bob (ENG)

Player Statistics	HENZELL William (AUS)						TORIOLA Segun (NGR)					
	Game					Match	Game					Match
	1	2	3	4	5		1	2	3	4	5	
Points won	8	12	12	11		43	11	10	10	7		38
Biggest lead	-	2	3	4		4	3	1	1	1		3
Points won on own serve	3	7	7	8		25	5	6	6	5		22
Points lost on own serve	6	4	4	2		16	5	5	5	3		18
Most consecutive points won	2	3	3	5		5	3	2	3	3		3
Greatest deficit overcome	-	1	1	1		1	-	-	-	-		-
Handedness/Grip	Right/Shakehand						/					

### Game Progress

1	HENZELL William (AUS)	0	*1	1	*2	3	*4	5	*7	8	*8	8		
	TORIOLA Segun (NGR)	*0	1	*3	4	*5	6	*7	7	*8	10	11		
2	HENZELL William (AUS)	*0	1	*2	3	*4	6	*6	7	*8	9	*10	11	12
	TORIOLA Segun (NGR)	0	*1	2	*3	4	*4	6	*7	8	*9	10	*10	10
3	HENZELL William (AUS)	0	*1	3	*4	5	*6	7	*8	9	*9	10	*11	12
	TORIOLA Segun (NGR)	*0	1	*1	2	*3	4	*5	6	*7	9	*10	10	10
4	HENZELL William (AUS)	*0	1	*2	4	*4	6	*6	7	*9	11			
	TORIOLA Segun (NGR)	0	*1	2	*2	4	*4	6	*7	7	7			

### NOTES

"\*" denotes server. The "Greatest deficit overcome" only applies when the player ends up winning the game.

### LEGEND

MT Men's Team



## Detailed Team Match Results

Australia (AUS) **2 - 3** Nigeria (NGR)

**Match 5:** POWELL David (AUS) **0-3** ARUNA Quadri (NGR)

Match Summary		Match	Game 1	Game 2	Game 3	Game 4	Game 5
POWELL David	AUS	0	7	4	4		
ARUNA Quadri	NGR	3	11	11	11		
Duration		19min	7min	5min	5min		

Team Match No : MT64 Table : 2 Umpires : SRINIVASAN Sridhar (IND) WILLIAMSON Bob (ENG)

Player Statistics	POWELL David (AUS)						ARUNA Quadri (NGR)					
	Game					Match	Game					Match
	1	2	3	4	5		1	2	3	4	5	
Points won	7	4	4			15	11	11	11			33
Biggest lead	-	-	-			-	6	7	8			8
Points won on own serve	4	3	1			8	5	7	4			16
Points lost on own serve	6	4	7			17	3	1	3			7
Most consecutive points won	4	2	2			4	4	4	7			7
Greatest deficit overcome	-	-	-			-	-	-	-			-
Handedness/Grip	Right/Shakehand						/					

### Game Progress

1	POWELL David (AUS)	*0	0	*1	1	*1	3	*3	5	*7	7
	ARUNA Quadri (NGR)	0	*2	3	*5	7	*7	9	*9	9	11
2	POWELL David (AUS)	0	*0	1	*1	2	*3	4	*4	4	
	ARUNA Quadri (NGR)	*0	2	*3	5	*6	7	*8	10	11	
3	POWELL David (AUS)	*0	0	*1	1	*1	1	*3	4	4	
	ARUNA Quadri (NGR)	0	*2	3	*5	7	*9	9	*10	11	

### NOTES

"\*" denotes server. The "Greatest deficit overcome" only applies when the player ends up winning the game.

### LEGEND

MT Men's Team



## Detailed Team Match Results

Scotland (SCO) **0 - 3** India (IND)

Team Match No : MT67 Table : 2 Umpires : HOPKINS Alan (AUS) CURTIS Neil (ENG)

Match 1			Match	Game 1	Game 2	Game 3	Game 4	Game 5
A	RUMGAY Gavin	SCO	0	6	5	6		
X	GHOSH Soumyajit	IND	3	11	11	11		
Duration of Match 1			18min	6min	5min	5min		

Match 2			Match	Game 1	Game 2	Game 3	Game 4	Game 5
B	HOWIESON Craig	SCO	0	7	7	8		
Y	ACHANTA Sharath Kamal	IND	3	11	11	11		
Duration of Match 2			22min	6min	6min	7min		

Match 3			Match	Game 1	Game 2	Game 3	Game 4	Game 5
C/B	DOHERTY S / HOWIESON C	SCO	0	7	8	6		
Z/X	DESAI HR / GHOSH S	IND	3	11	11	11		
Duration of Match 3			18min	5min	6min	5min		

Duration of Team Match	1h8min
------------------------	--------

Player Statistics	Scotland (SCO)					India (IND)						
	Match					Team Match	Match					Team Match
	1	2	3	4	5		1	2	3	4	5	
Points won	17	22	20			59	33	33	33			99
Biggest lead	2	3	2			3	8	5	6			8
Points won on own serve	10	11	9			30	17	16	16			49
Points lost on own serve	16	17	17			50	7	11	11			29
Most consecutive points won	4	4	4			4	6	5	7			7
Greatest deficit overcome	-	-	-			-	2	3	2			3

### NOTES

The "Greatest deficit overcome" only applies when the player/pair ends up winning the game.

### LEGEND

MT Men's Team



## Detailed Team Match Results

Scotland (SCO) **0 - 3** India (IND)

**Match 1:** RUMGAY Gavin (SCO) **0-3** GHOSH Soumyajit (IND)

Match Summary		Match	Game 1	Game 2	Game 3	Game 4	Game 5
RUMGAY Gavin	SCO	0	6	5	6		
GHOSH Soumyajit	IND	3	11	11	11		
Duration		18min	6min	5min	5min		

Team Match No : MT67 Table : 2 Umpires : HOPKINS Alan (AUS) CURTIS Neil (ENG)

Player Statistics	RUMGAY Gavin (SCO)						GHOSH Soumyajit (IND)					
	Game					Match	Game					Match
	1	2	3	4	5		1	2	3	4	5	
Points won	6	5	6			17	11	11	11			33
Biggest lead	2	-	-			2	5	6	8			8
Points won on own serve	4	2	4			10	6	5	6			17
Points lost on own serve	5	6	5			16	2	3	2			7
Most consecutive points won	2	1	4			4	5	3	6			6
Greatest deficit overcome	-	-	-			-	2	-	-			2
Handedness/Grip	Right/						Right/					

### Game Progress

1	RUMGAY Gavin (SCO)	*0	2	*3	4	*4	5	*6	6	*6	6
	GHOSH Soumyajit (IND)	0	*0	1	*2	4	*5	6	*8	10	11
2	RUMGAY Gavin (SCO)	0	*0	1	*2	3	*4	4	*5	5	
	GHOSH Soumyajit (IND)	*0	2	*3	4	*5	6	*8	9	11	
3	RUMGAY Gavin (SCO)	*0	1	*1	2	*2	2	*2	4	*6	6
	GHOSH Soumyajit (IND)	0	*1	3	*4	6	*8	10	*10	10	11

### NOTES

"\*" denotes server. The "Greatest deficit overcome" only applies when the player ends up winning the game.

### LEGEND

MT Men's Team





## Detailed Team Match Results

Scotland (SCO) **0 - 3** India (IND)

**Match 2:** HOWIESON Craig (SCO) **0-3** ACHANTA Sharath Kamal (IND)

Match Summary		Match	Game 1	Game 2	Game 3	Game 4	Game 5
HOWIESON Craig	SCO	0	7	7	8		
ACHANTA Sharath Kamal	IND	3	11	11	11		
Duration		22min	6min	6min	7min		

Team Match No : MT67 Table : 2 Umpires : HOPKINS Alan (AUS) CURTIS Neil (ENG)

Player Statistics	HOWIESON Craig (SCO)						ACHANTA Sharath Kamal (IND)					
	Game					Match	Game					Match
	1	2	3	4	5		1	2	3	4	5	
Points won	7	7	8			22	11	11	11			33
Biggest lead	1	3	1			3	4	4	5			5
Points won on own serve	4	2	5			11	5	5	6			16
Points lost on own serve	6	6	5			17	3	5	3			11
Most consecutive points won	2	3	4			4	5	3	4			5
Greatest deficit overcome	-	-	-			-	1	3	1			3
Handedness/Grip	Right/						Right/					

### Game Progress

1	HOWIESON Craig (SCO)	*0	1	*1	1	*3	4	*5	6	*6	7	
	ACHANTA Sharath Kamal (IND)	0	*1	3	*5	5	*6	7	*8	10	11	
2	HOWIESON Craig (SCO)	0	*2	3	*4	4	*5	5	*6	7	7	
	ACHANTA Sharath Kamal (IND)	*0	0	*1	2	*4	5	*7	8	*9	11	
3	HOWIESON Craig (SCO)	*0	1	*1	2	*2	3	*4	5	*7	8	8
	ACHANTA Sharath Kamal (IND)	0	*1	3	*4	6	*7	8	*9	9	*10	11

### NOTES

"\*" denotes server. The "Greatest deficit overcome" only applies when the player ends up winning the game.

### LEGEND

MT Men's Team



## Detailed Team Match Results

Scotland (SCO) **0 - 3** India (IND)

**Match 3:** DOHERTY Sean (SCO) **0-3** DESAI Harmeet Rajul (IND)  
HOWIESON Craig GHOSH Soumyajit

Match Summary		Match	Game 1	Game 2	Game 3	Game 4	Game 5
DOHERTY Sean / HOWIESON C	SCO	0	7	8	6		
DESAI Harmeet Rajul / GHOSH S	IND	3	11	11	11		
Duration		18min	5min	6min	5min		

Team Match No : MT67 Table : 2 Umpires : HOPKINS Alan (AUS) CURTIS Neil (ENG)

Player Statistics	DOHERTY S / HOWIESON C (SCO)						DESAI HR / GHOSH S (IND)					
	Game					Match	Game					Match
	1	2	3	4	5		1	2	3	4	5	
Points won	7	8	5			20	11	11	11			33
Biggest lead	2	1	1			2	4	3	6			6
Points won on own serve	2	4	3			9	5	5	6			16
Points lost on own serve	6	6	5			17	5	4	2			11
Most consecutive points won	4	3	2			4	6	3	7			7
Greatest deficit overcome	-	-	-			-	2	1	1			2
Handedness/Grip	Right/ - Right/						Right/ - Right/					

### Game Progress

1	DOHERTY S / HOWIESON C (SCO)	0	*-1	1	*-3	3	*-5	7	*-7	7	7	
	DESAI HR / GHOSH S (IND)	*-0	1	*-3	3	*-5	5	*-5	7	*-9	11	
2	DOHERTY S / HOWIESON C (SCO)	*-0	1	*-2	3	*-3	4	*-6	7	*-8	8	8
	DESAI HR / GHOSH S (IND)	0	*-1	2	*-3	5	*-6	6	*-7	8	*-10	11
3	DOHERTY S / HOWIESON C (SCO)	0	*-1	1	*-1	1	*-2	3	*-4	6	6	
	DESAI HR / GHOSH S (IND)	0	1	*-3	5	*-7	8	*-9	10	*-10	11	

### NOTES

"\*-." denotes first player of pair is server, "-\*" denotes second player of pair is server. The "Greatest deficit overcome" only applies when the pair ends up winning the game.

### LEGEND

MT Men's Team



## Detailed Team Match Results

England (ENG) 3 - 0 Wales (WAL)

Team Match No : MT68 Table : 1 Umpires : HO Fanny (AUS) HO Roger (SIN)

Match 1			Match	Game 1	Game 2	Game 3	Game 4	Game 5
A	DRINKHALL Paul	ENG	3	11	11	11	11	
X	JENKINS Ryan	WAL	1	13	9	9	5	
Duration of Match 1			34min	8min	7min	8min	6min	

Match 2			Match	Game 1	Game 2	Game 3	Game 4	Game 5
B	PITCHFORD Liam	ENG	3	11	11	11		
Y	JENKINS Stephen	WAL	0	7	1	4		
Duration of Match 2			16min	6min	3min	4min		

Match 3			Match	Game 1	Game 2	Game 3	Game 4	Game 5
C/A	BAGGALEY A / DRINKHALL P	ENG	3	11	12	11		
Z/Y	O'CONNELL D / JENKINS S	WAL	0	7	10	8		
Duration of Match 3			23min	5min	8min	6min		

Duration of Team Match	1h23min
------------------------	---------

Player Statistics	England (ENG)					Wales (WAL)						
	Match					Team Match	Match					Team Match
	1	2	3	4	5		1	2	3	4	5	
Points won	43	33	34			110	36	12	24			72
Biggest lead	6	10	4			10	4	2	3			4
Points won on own serve	24	20	19			63	21	8	15			44
Points lost on own serve	15	4	9			28	19	13	15			47
Most consecutive points won	5	8	6			8	3	2	3			3
Greatest deficit overcome	4	2	3			4	1	-	-			1

### NOTES

The "Greatest deficit overcome" only applies when the player/pair ends up winning the game.

### LEGEND

MT Men's Team



## Detailed Team Match Results

England (ENG) 3 - 0 Wales (WAL)

Match 1: DRINKHALL Paul (ENG) 3-1 JENKINS Ryan (WAL)

Match Summary		Match	Game 1	Game 2	Game 3	Game 4	Game 5
DRINKHALL Paul	ENG	3	11	11	11	11	
JENKINS Ryan	WAL	1	13	9	9	5	
	Duration	34min	8min	7min	8min	6min	

Team Match No : MT68 Table : 1 Umpires : HO Fanny (AUS) HO Roger (SIN)

Player Statistics	DRINKHALL Paul (ENG)						JENKINS Ryan (WAL)					
	Game					Match	Game					Match
	1	2	3	4	5		1	2	3	4	5	
Points won	11	11	11	10		43	13	9	9	5		36
Biggest lead	1	2	2	6		6	2	3	4	-		4
Points won on own serve	5	6	8	5		24	6	5	7	3		21
Points lost on own serve	7	4	2	2		15	6	5	3	5		19
Most consecutive points won	2	5	3	3		5	3	3	3	2		3
Greatest deficit overcome	-	3	4	-		4	1	-	-	-		1
Handedness/Grip	Right/						Right/					

### Game Progress

1	DRINKHALL Paul (ENG)	0	*0	1	*3	4	*5	5	*7	7	*8	10	*10	11	*11	11
	JENKINS Ryan (WAL)	*0	2	*3	3	*4	5	*7	7	*9	10	*10	11	*11	12	13
2	DRINKHALL Paul (ENG)	*0	1	*2	3	*3	4	*5	6	*8	10	11				
	JENKINS Ryan (WAL)	0	*1	2	*3	5	*6	7	*8	8	*8	9				
3	DRINKHALL Paul (ENG)	0	*1	2	*2	3	*3	5	*6	8	*9	11				
	JENKINS Ryan (WAL)	*0	1	*2	4	*5	7	*7	8	*8	9	9				
4	DRINKHALL Paul (ENG)	0	2	*3	4	*5	7	*8	9	11						
	JENKINS Ryan (WAL)	0	*0	1	*2	3	*3	4	*5	5						

### NOTES

"\*" denotes server. The "Greatest deficit overcome" only applies when the player ends up winning the game.

### LEGEND

MT Men's Team



## Detailed Team Match Results

England (ENG) 3 - 0 Wales (WAL)

Match 2: PITCHFORD Liam (ENG) 3-0 JENKINS Stephen (WAL)

Match Summary		Match	Game 1	Game 2	Game 3	Game 4	Game 5
PITCHFORD Liam	ENG	3	11	11	11		
JENKINS Stephen	WAL	0	7	1	4		
	Duration	16min	6min	3min	4min		

Team Match No : MT68 Table : 1 Umpires : HO Fanny (AUS) HO Roger (SIN)

Player Statistics	PITCHFORD Liam (ENG)						JENKINS Stephen (WAL)					
	Game					Match	Game					Match
	1	2	3	4	5		1	2	3	4	5	
Points won	11	11	11			33	7	1	4			12
Biggest lead	5	10	7			10	2	-	-			2
Points won on own serve	7	6	7			20	4	1	3			8
Points lost on own serve	3	0	1			4	4	5	4			13
Most consecutive points won	7	8	6			8	2	1	2			2
Greatest deficit overcome	2	-	-			2	-	-	-			-
Handedness/Grip	Right/						Right/					

### Game Progress

1	PITCHFORD Liam (ENG)	*0	1	*1	3	*5	7	*8	9	*10	11
	JENKINS Stephen (WAL)	0	*1	3	*3	3	*3	4	*5	6	7
2	PITCHFORD Liam (ENG)	0	*2	4	*6	8	*9	11			
	JENKINS Stephen (WAL)	*0	0	*0	0	*0	1	1			
3	PITCHFORD Liam (ENG)	*0	2	*4	6	*6	7	*8	10	11	
	JENKINS Stephen (WAL)	0	*0	0	*0	2	*3	4	*4	4	

### NOTES

"\*" denotes server. The "Greatest deficit overcome" only applies when the player ends up winning the game.

### LEGEND

MT Men's Team



## Detailed Team Match Results

England (ENG) 3 - 0 Wales (WAL)

**Match 3:** **BAGGALEY Andrew (ENG)** 3-0 **O'CONNELL Daniel (WAL)**  
**DRINKHALL Paul** **JENKINS Stephen**

Match Summary		Match	Game 1	Game 2	Game 3	Game 4	Game 5
<b>BAGGALEY Andrew / DRINKHALL P</b>	ENG	3	11	12	11		
O'CONNELL Daniel / JENKINS S	WAL	0	7	10	8		
Duration		23min	5min	8min	6min		

Team Match No : MT68 Table : 1 Umpires : HO Fanny (AUS) HO Roger (SIN)

Player Statistics	BAGGALEY A / DRINKHALL P (ENG)						O'CONNELL D / JENKINS S (WAL)					
	Game					Match	Game					Match
	1	2	3	4	5		1	2	3	4	5	
Points won	11	12	11			34	7	10	7			24
Biggest lead	4	4	3			4	-	1	3			3
Points won on own serve	5	8	6			19	4	7	4			15
Points lost on own serve	3	3	3			9	6	4	5			15
Most consecutive points won	3	4	6			6	2	3	2			3
Greatest deficit overcome	-	1	3			3	-	-	-			-
Handedness/Grip	Right/ - Right/						Right/ - Right/					

### Game Progress

1	<b>BAGGALEY A / DRINKHALL P (ENG)</b>	0	*-1	3	*-4	5	*-6	7	*-8	9	11			
	O'CONNELL D / JENKINS S (WAL)	*-0	1	*-1	2	*-3	4	*-5	6	*-7	7			
2	<b>BAGGALEY A / DRINKHALL P (ENG)</b>	*-0	1	*-2	4	*-5	6	*-7	9	*-9	10	*-10	11	12
	O'CONNELL D / JENKINS S (WAL)	0	*-1	2	*-2	3	*-4	5	*-5	7	*-8	10	*-10	10
3	<b>BAGGALEY A / DRINKHALL P (ENG)</b>	0	*-0	1	*-2	3	*-4	5	*-6	8	*-10	11		
	O'CONNELL D / JENKINS S (WAL)	0	2	*-3	4	*-5	6	*-7	8	*-8	8	8		

### NOTES

"\*-." denotes first player of pair is server, "-\*" denotes second player of pair is server. The "Greatest deficit overcome" only applies when the pair ends up winning the game.

### LEGEND

MT Men's Team



## Detailed Team Match Results

**Jamaica (JAM) 3 - 0 Bangladesh (BAN)**

Team Match No : MT59 Table : 4 Umpires : GOUGH David (ENG) JUTLE Harry (ENG)

Match 1			Match	Game 1	Game 2	Game 3	Game 4	Game 5
A	WATSON Kane	JAM	3	11	12	11		
X	AHMED Javed	BAN	0	3	10	8		
Duration of Match 1			14min	3min	7min	5min		

Match 2			Match	Game 1	Game 2	Game 3	Game 4	Game 5
B	TOMLINSON Simon	JAM	3	11	4	13	11	
Y	CHOWDHURY Manash	BAN	1	3	11	11	5	
Duration of Match 2			20min	3min	5min	7min	6min	

Match 3			Match	Game 1	Game 2	Game 3	Game 4	Game 5
C/B	MARSH C / TOMLINSON S	JAM	3	11	12	9	11	
Z/Y	BILLAH M / CHOWDHURY M	BAN	1	8	10	11	9	
Duration of Match 3			23min	4min	7min	6min	6min	

Duration of Team Match	<b>1h6min</b>
------------------------	---------------

Player Statistics	Jamaica (JAM)					Bangladesh (BAN)						
	Match					Team Match	Match					Team Match
	1	2	3	4	5		1	2	3	4	5	
Points won	34	39	43			116	21	29	37			87
Biggest lead	8	8	6			8	2	7	3			7
Points won on own serve	19	23	26			68	14	18	24			56
Points lost on own serve	7	11	13			31	15	16	17			48
Most consecutive points won	6	8	7			8	3	7	4			7
Greatest deficit overcome	2	4	2			4	-	-	2			2

### NOTES

The "Greatest deficit overcome" only applies when the player/pair ends up winning the game.

### LEGEND

MT Men's Team



## Detailed Team Match Results

Jamaica (JAM) 3 - 0 Bangladesh (BAN)

Match 1: WATSON Kane (JAM) 3-0 AHMED Javed (BAN)

Match Summary		Match	Game 1	Game 2	Game 3	Game 4	Game 5
WATSON Kane	JAM	3	11	12	11		
AHMED Javed	BAN	0	3	10	8		
Duration		14min	3min	7min	5min		

Team Match No : MT59 Table : 4 Umpires : GOUGH David (ENG) JUTLE Harry (ENG)

Player Statistics	WATSON Kane (JAM)						AHMED Javed (BAN)					
	Game					Match	Game					Match
	1	2	3	4	5		1	2	3	4	5	
Points won	11	12	11			34	3	10	8			21
Biggest lead	8	3	4			8	-	1	2			2
Points won on own serve	5	7	7			19	2	6	6			14
Points lost on own serve	1	4	2			7	6	5	4			15
Most consecutive points won	6	2	4			6	1	3	3			3
Greatest deficit overcome	-	1	2			2	-	-	-			-
Handedness/Grip	/						Left/					

### Game Progress

1	WATSON Kane (JAM)	0	*2	3	*4	6	*8	10	11					
	AHMED Javed (BAN)	*0	0	*1	2	*2	2	*2	3					
2	WATSON Kane (JAM)	*0	1	*2	3	*4	6	*7	8	*8	9	*10	11	12
	AHMED Javed (BAN)	0	*1	2	*3	4	*4	5	*6	8	*9	10	*10	10
3	WATSON Kane (JAM)	0	*0	2	*3	5	*6	8	*9	9	*10	11		
	AHMED Javed (BAN)	*0	2	*2	3	*3	4	*4	5	*7	8	8		

### NOTES

"\*" denotes server. The "Greatest deficit overcome" only applies when the player ends up winning the game.

### LEGEND

MT Men's Team





## Detailed Team Match Results

Jamaica (JAM) 3 - 0 Bangladesh (BAN)

Match 2: TOMLINSON Simon (JAM) 3-1 CHOWDHURY Manash (BAN)

Match Summary		Match	Game 1	Game 2	Game 3	Game 4	Game 5
TOMLINSON Simon	JAM	3	11	4	13	11	
CHOWDHURY Manash	BAN	1	3	11	11	5	
Duration		20min	3min	5min	7min	6min	

Team Match No : MT59 Table : 4 Umpires : GOUGH David (ENG) JUTLE Harry (ENG)

Player Statistics	TOMLINSON Simon (JAM)						CHOWDHURY Manash (BAN)					
	Game					Match	Game					Match
	1	2	3	4	5		1	2	3	4	5	
Points won	11	4	13	11		39	3	11	10	5		29
Biggest lead	8	-	2	6		8	-	7	4	-		7
Points won on own serve	5	2	8	8		23	2	5	6	5		18
Points lost on own serve	1	6	4	0		11	6	2	5	3		16
Most consecutive points won	8	2	3	4		8	3	7	4	2		7
Greatest deficit overcome	-	-	4	-		4	-	-	-	-		-
Handedness/Grip	/						Right/					

### Game Progress

1	TOMLINSON Simon (JAM)	0	*2	3	*3	5	*7	9	11							
	CHOWDHURY Manash (BAN)	*0	0	*1	3	*3	3	*3	3							
2	TOMLINSON Simon (JAM)	*0	0	*0	0	*1	2	*3	4	4						
	CHOWDHURY Manash (BAN)	0	*2	4	*6	7	*8	9	*10	11						
3	TOMLINSON Simon (JAM)	0	*0	0	*2	3	*3	5	*6	7	*8	10	*10	11	*12	13
	CHOWDHURY Manash (BAN)	0	2	*4	4	*5	7	*7	8	*9	10	*10	11	*11	11	11
4	TOMLINSON Simon (JAM)	*0	2	*2	4	*5	7	*8	10	11						
	CHOWDHURY Manash (BAN)	0	*0	2	*2	3	*3	4	*4	5						

### NOTES

"\*" denotes server. The "Greatest deficit overcome" only applies when the player ends up winning the game.

### LEGEND

MT Men's Team



## Detailed Team Match Results

Jamaica (JAM) 3 - 0 Bangladesh (BAN)

**Match 3:** **MARSH Christopher (JAM)** 3-1 **BILLAH Mahmub (BAN)**  
**TOMLINSON Simon** **CHOWDHURY Manash**

Match Summary		Match	Game 1	Game 2	Game 3	Game 4	Game 5
<b>MARSH Christopher / TOMLINSON S</b>	JAM	3	11	12	9	11	
<b>BILLAH Mahmub / CHOWDHURY M</b>	BAN	1	8	10	11	9	
Duration		23min	4min	7min	6min	6min	

Team Match No : MT59 Table : 4 Umpires : GOUGH David (ENG) JUTLE Harry (ENG)

Player Statistics	MARSH C / TOMLINSON S (JAM)						BILLAH M / CHOWDHURY M (BAN)					
	Game					Match	Game					Match
	1	2	3	4	5		1	2	3	4	5	
Points won	11	12	9	11		43	8	10	11	8		37
Biggest lead	3	6	2	4		6	2	1	3	2		3
Points won on own serve	7	7	5	7		26	5	6	8	5		24
Points lost on own serve	3	4	3	3		13	4	5	4	4		17
Most consecutive points won	4	7	3	4		7	2	4	3	2		4
Greatest deficit overcome	2	1	-	2		2	-	-	2	-		2
Handedness/Grip	/ - /						Right/ - Right/					

### Game Progress

1	<b>MARSH C / TOMLINSON S (JAM)</b>	*-0	2	*-2	3	*-4	4	*-5	7	*-8	10	11		
	BILLAH M / CHOWDHURY M (BAN)	0	*-0	2	*-3	4	*-6	7	*-7	8	*-8	8		
2	<b>MARSH C / TOMLINSON S (JAM)</b>	0	*-1	3	*-5	7	*-8	8	*-8	9	*-9	10	*-11	12
	BILLAH M / CHOWDHURY M (BAN)	*-0	1	*-1	1	*-1	2	*-4	6	*-7	9	*-10	10	10
3	<b>MARSH C / TOMLINSON S (JAM)</b>	0	1	*-2	4	*-4	5	*-5	6	*-7	8	9		
	<b>BILLAH M / CHOWDHURY M (BAN)</b>	*-0	*-1	2	*-2	4	*-5	7	*-8	9	*-10	11		
4	<b>MARSH C / TOMLINSON S (JAM)</b>	0	*-0	1	*-3	5	*-6	8	*-8	9	*-10	11		
	BILLAH M / CHOWDHURY M (BAN)	0	2	*-3	3	*-3	4	*-4	6	*-7	8	9		

### NOTES

"\*-." denotes first player of pair is server, "-\*" denotes second player of pair is server. The "Greatest deficit overcome" only applies when the pair ends up winning the game.

### LEGEND

MT Men's Team



## Detailed Team Match Results

### Vanuatu (VAN) 0 - 3 Ghana (GHA)

Team Match No : MT60 Table : 5 Umpires : JACKSON Brian (ENG) SAVVA Andreas (CYP)

Match 1			Match	Game 1	Game 2	Game 3	Game 4	Game 5
A	SHING Yoshua	VAN	1	11	7	7	9	
X	COMMEY Emmanuel	GHA	3	8	11	11	11	
Duration of Match 1			21min	4min	4min	5min	5min	

Match 2			Match	Game 1	Game 2	Game 3	Game 4	Game 5
B	LULU Ham	VAN	0	6	4	2		
Y	LARTEY Felix	GHA	3	11	11	11		
Duration of Match 2			14min	5min	5min	4min		

Match 3			Match	Game 1	Game 2	Game 3	Game 4	Game 5
C/A	LIN A / SHING Y	VAN	1	11	12	8	4	
Z/Y	ABREFA D / LARTEY F	GHA	3	9	14	11	11	
Duration of Match 3			20min	5min	5min	4min	4min	

Duration of Team Match	1h3min
------------------------	--------

Player Statistics	Vanuatu (VAN)					Ghana (GHA)						
	Match					Team Match	Match					Team Match
	1	2	3	4	5		1	2	3	4	5	
Points won	34	12	35			81	41	33	45			119
Biggest lead	5	1	2			5	5	9	7			9
Points won on own serve	19	5	17			41	22	15	22			59
Points lost on own serve	19	18	23			60	15	7	18			40
Most consecutive points won	4	1	5			5	5	6	5			6
Greatest deficit overcome	-	-	4			4	2	1	1			2

#### NOTES

The "Greatest deficit overcome" only applies when the player/pair ends up winning the game.

#### LEGEND

MT Men's Team



## Detailed Team Match Results

Vanuatu (VAN) **0 - 3** Ghana (GHA)

**Match 1:** SHING Yoshua (VAN) **1-3** COMMEY Emmanuel (GHA)

Match Summary		Match	Game 1	Game 2	Game 3	Game 4	Game 5
SHING Yoshua	VAN	1	11	7	7	9	
COMMEY Emmanuel	GHA	3	8	11	11	11	
Duration		21min	4min	4min	5min	5min	

Team Match No : MT60 Table : 5 Umpires : JACKSON Brian (ENG) SAVVA Andreas (CYP)

Player Statistics	SHING Yoshua (VAN)						COMMEY Emmanuel (GHA)					
	Game					Match	Game					Match
	1	2	3	4	5		1	2	3	4	5	
Points won	11	7	7	9		34	8	11	11	11		41
Biggest lead	5	-	-	2		5	-	5	4	2		5
Points won on own serve	6	4	3	6		19	4	7	4	7		22
Points lost on own serve	4	4	7	4		19	5	3	4	3		15
Most consecutive points won	3	4	3	3		4	3	5	4	4		5
Greatest deficit overcome	-	-	-	-		-	-	-	-	2		2
Handedness/Grip	Right/						Left/					

### Game Progress

1	SHING Yoshua (VAN)	*0	2	*3	4	*5	7	*8	9	*10	10	11
	COMMEY Emmanuel (GHA)	0	*0	1	*2	3	*3	4	*5	6	*8	8
2	SHING Yoshua (VAN)	0	*0	0	*1	2	*4	5	*5	7	7	
	COMMEY Emmanuel (GHA)	*0	2	*4	5	*6	6	*7	9	*9	11	
3	SHING Yoshua (VAN)	*0	0	*0	1	*2	3	*5	6	*7	7	
	COMMEY Emmanuel (GHA)	0	*2	4	*5	6	*7	7	*8	9	11	
4	SHING Yoshua (VAN)	0	*2	2	*2	4	*5	7	*7	8	*8	9
	COMMEY Emmanuel (GHA)	*0	0	*2	4	*4	5	*5	7	*8	10	11

### NOTES

"\*" denotes server. The "Greatest deficit overcome" only applies when the player ends up winning the game.

### LEGEND

MT Men's Team



## Detailed Team Match Results

Vanuatu (VAN) **0 - 3** Ghana (GHA)

**Match 2:** LULU Ham (VAN) **0-3** LARTEY Felix (GHA)

Match Summary		Match	Game 1	Game 2	Game 3	Game 4	Game 5
LULU Ham	VAN	0	6	4	2		
LARTEY Felix	GHA	3	11	11	11		
Duration		14min	5min	5min	4min		

Team Match No : MT60 Table : 5 Umpires : JACKSON Brian (ENG) SAVVA Andreas (CYP)

Player Statistics	LULU Ham (VAN)						LARTEY Felix (GHA)					
	Game					Match	Game					Match
	1	2	3	4	5		1	2	3	4	5	
Points won	6	4	2			12	11	11	11			33
Biggest lead	1	1	-			1	5	7	9			9
Points won on own serve	3	2	0			5	5	6	4			15
Points lost on own serve	6	5	7			18	3	2	2			7
Most consecutive points won	1	1	1			1	4	5	6			6
Greatest deficit overcome	-	-	-			-	1	1	-			1
Handedness/Grip	Right/						Right/					

### Game Progress

1	LULU Ham (VAN)	*0	1	*2	3	*4	5	*5	5	*6	6
	LARTEY Felix (GHA)	0	*1	2	*3	4	*5	7	*9	10	11
2	LULU Ham (VAN)	0	*1	2	*2	3	*3	3	*4	4	
	LARTEY Felix (GHA)	*0	1	*2	4	*5	7	*9	10	11	
3	LULU Ham (VAN)	*0	0	*0	0	*1	1	*2	2		
	LARTEY Felix (GHA)	0	*2	4	*6	7	*9	10	11		

### NOTES

"\*" denotes server. The "Greatest deficit overcome" only applies when the player ends up winning the game.

### LEGEND

MT Men's Team



## Detailed Team Match Results

Vanuatu (VAN) **0 - 3** Ghana (GHA)

**Match 3:** LIN Alan (VAN) **1-3** ABREFA Derek (GHA)  
SHING Yoshua **LARTEY Felix**

Match Summary		Match	Game 1	Game 2	Game 3	Game 4	Game 5
LIN Alan / SHING Y	VAN	1	11	12	8	4	
ABREFA Derek / LARTEY F	GHA	3	9	14	11	11	
	Duration	20min	5min	5min	4min	4min	

Team Match No : MT60 Table : 5 Umpires : JACKSON Brian (ENG) SAVVA Andreas (CYP)

Player Statistics	LIN A / SHING Y (VAN)						ABREFA D / LARTEY F (GHA)					
	Game					Match	Game					Match
	1	2	3	4	5		1	2	3	4	5	
Points won	11	12	8	4		35	9	14	11	11		45
Biggest lead	2	1	-	-		2	4	3	3	7		7
Points won on own serve	5	6	4	2		17	4	7	6	5		22
Points lost on own serve	5	7	5	6		23	6	6	4	2		18
Most consecutive points won	5	3	2	2		5	4	3	3	5		5
Greatest deficit overcome	4	-	-	-		4	-	1	-	-		1
Handedness/Grip	Right/ - Right/						Right/ - Right/					

### Game Progress

1	LIN A / SHING Y (VAN)	0	*-1	1	*-2	2	*-3	5	*-6	7	*-9	11						
	ABREFA D / LARTEY F (GHA)	*-0	1	*-3	4	*-6	7	*-7	8	*-9	9	9						
2	LIN A / SHING Y (VAN)	*-0	1	*-1	2	*-3	4	*-6	7	*-7	8	*-10	10	*-11	12	*-12	12	12
	ABREFA D / LARTEY F (GHA)	0	*-1	3	*-4	5	*-6	6	*-7	9	*-10	10	*-11	11	*-11	12	*-13	14
3	LIN A / SHING Y (VAN)	0	*-0	2	*-3	4	*-5	5	*-6	7	*-8	8						
	ABREFA D / LARTEY F (GHA)	*-0	2	*-2	3	*-4	5	*-7	8	*-9	10	11						
4	LIN A / SHING Y (VAN)	*-0	1	*-1	1	*-2	3	*-4	4	4	4							
	ABREFA D / LARTEY F (GHA)	0	*-1	3	*-5	6	*-7	8	*-10	11								

### NOTES

"\*-." denotes first player of pair is server, "-\*" denotes second player of pair is server. The "Greatest deficit overcome" only applies when the pair ends up winning the game.

### LEGEND

MT Men's Team



### Detailed Team Match Results

#### Trinidad and Tobago (TTO) 3 - 0 Uganda (UGA)

Team Match No : MT61 Table : 8 Umpires : HOUSTON Sinclair (SCO) NEELAKANTA IYER Ganeshan (IND)

Match 1			Match	Game 1	Game 2	Game 3	Game 4	Game 5
A	HUMPHREYS Curtis	TTO	3	11	11	11		
X	CHELIBE Gilton	UGA	0	6	6	7		
Duration of Match 1			14min	5min	4min	4min		

Match 2			Match	Game 1	Game 2	Game 3	Game 4	Game 5
B	WILSON Aaron	TTO	3	11	11	11		
Y	MAFABI Kevin Evans	UGA	0	8	9	9		
Duration of Match 2			18min	5min	5min	6min		

Match 3			Match	Game 1	Game 2	Game 3	Game 4	Game 5
C/B	DOOKRAM Y / WILSON A	TTO	3	11	7	14	11	
Z/Y	MUTAMBUZE PM / MAFABI KE	UGA	1	8	11	12	9	
Duration of Match 3			30min	8min	5min	9min	5min	

Duration of Team Match	1h11min
------------------------	---------

Player Statistics	Trinidad and Tobago (TTO)					Uganda (UGA)						
	Match				Team Match	Match				Team Match		
	1	2	3	4		5	1	2	3		4	5
Points won	33	33	42			108	19	26	40			85
Biggest lead	5	5	5			5	2	1	6			6
Points won on own serve	18	18	19			55	10	15	19			44
Points lost on own serve	9	11	21			41	15	15	23			53
Most consecutive points won	5	4	5			5	3	3	4			4
Greatest deficit overcome	2	1	5			5	-	-	1			1

#### NOTES

The "Greatest deficit overcome" only applies when the player/pair ends up winning the game.

#### LEGEND

MT Men's Team



## Detailed Team Match Results

Trinidad and Tobago (TTO) 3 - 0 Uganda (UGA)

Match 1: HUMPHREYS Curtis (TTO) 3-0 CHELIBE Gilton (UGA)

Match Summary		Match	Game 1	Game 2	Game 3	Game 4	Game 5
HUMPHREYS Curtis	TTO	3	11	11	11		
CHELIBE Gilton	UGA	0	6	6	7		
Duration		14min	5min	4min	4min		

Team Match No : MT61 Table : 8 Umpires : HOUSTON Sinclair (SCO) NEELAKANTA IYER Ganeshan (IND)

Player Statistics	HUMPHREYS Curtis (TTO)						CHELIBE Gilton (UGA)					
	Game					Match	Game					Match
	1	2	3	4	5		1	2	3	4	5	
Points won	11	11	11			33	6	6	7			19
Biggest lead	5	5	4			5	2	1	2			2
Points won on own serve	6	5	7			18	3	3	4			10
Points lost on own serve	3	3	3			9	5	6	4			15
Most consecutive points won	4	4	5			5	3	1	2			3
Greatest deficit overcome	2	1	2			2	-	-	-			-
Handedness/Grip	Right/						/					

### Game Progress

1	HUMPHREYS Curtis (TTO)	*0	1	*1	2	*3	5	*7	8	*10	11
	CHELIBE Gilton (UGA)	0	*1	3	*4	5	*5	5	*6	6	6
2	HUMPHREYS Curtis (TTO)	0	*1	3	*4	5	*7	8	*9	10	11
	CHELIBE Gilton (UGA)	*0	1	*1	2	*3	3	*4	5	*6	6
3	HUMPHREYS Curtis (TTO)	*0	0	*2	4	*5	6	*7	9	*9	11
	CHELIBE Gilton (UGA)	0	*2	2	*2	3	*4	5	*5	7	7

### NOTES

"\*" denotes server. The "Greatest deficit overcome" only applies when the player ends up winning the game.

### LEGEND

MT Men's Team





## Detailed Team Match Results

Trinidad and Tobago (TTO) 3 - 0 Uganda (UGA)

**Match 2:** WILSON Aaron (TTO) 3-0 MAFABI Kevin Evans (UGA)

Match Summary		Match	Game 1	Game 2	Game 3	Game 4	Game 5
WILSON Aaron	TTO	3	11	11	11		
MAFABI Kevin Evans	UGA	0	8	9	9		
Duration		18min	5min	5min	6min		

Team Match No : MT61 Table : 8 Umpires : HOUSTON Sinclair (SCO) NEELAKANTA IYER Ganeshan (IND)

Player Statistics	WILSON Aaron (TTO)						MAFABI Kevin Evans (UGA)					
	Game					Match	Game					Match
	1	2	3	4	5		1	2	3	4	5	
Points won	11	11	11			33	8	9	9			26
Biggest lead	3	4	5			5	1	1	-			1
Points won on own serve	7	6	5			18	6	5	4			15
Points lost on own serve	2	4	5			11	4	5	6			15
Most consecutive points won	3	4	4			4	3	3	3			3
Greatest deficit overcome	1	1	-			1	-	-	-			-
Handedness/Grip	Right/						/					

### Game Progress

1	WILSON Aaron (TTO)	0	*1	3	*4	5	*5	6	*7	9	*10	11
	MAFABI Kevin Evans (UGA)	*0	1	*1	2	*3	5	*6	7	*7	8	8
2	WILSON Aaron (TTO)	*0	1	*2	3	*5	7	*8	9	*9	10	11
	MAFABI Kevin Evans (UGA)	0	*1	2	*3	3	*3	4	*5	7	*8	9
3	WILSON Aaron (TTO)	0	*2	3	*5	6	*7	8	*8	9	*10	11
	MAFABI Kevin Evans (UGA)	*0	0	*1	1	*2	3	*4	6	*7	8	9

### NOTES

"\*" denotes server. The "Greatest deficit overcome" only applies when the player ends up winning the game.

### LEGEND

MT Men's Team



## Detailed Team Match Results

Trinidad and Tobago (TTO) 3 - 0 Uganda (UGA)

**Match 3:** **DOOKRAM Yuvraaj (TTO)** 3-1 **MUTAMBUZE Paul Moody (UGA)**  
**WILSON Aaron** **MAFABI Kevin Evans**

Match Summary		Match	Game 1	Game 2	Game 3	Game 4	Game 5
DOOKRAM Yuvraaj / WILSON A	TTO	3	11	7	14	11	
MUTAMBUZE Paul Moody / MAFABI KE	UGA	1	8	11	12	9	
Duration		30min	8min	5min	9min	5min	

Team Match No : MT61 Table : 8 Umpires : HOUSTON Sinclair (SCO) NEELAKANTA IYER Ganeshan (IND)

Player Statistics	DOOKRAM Y / WILSON A (TTO)						MUTAMBUZE PM / MAFABI KE (UGA)					
	Game					Match	Game					Match
	1	2	3	4	5		1	2	3	4	5	
Points won	11	7	13	11		42	8	11	12	9		40
Biggest lead	3	1	3	5		5	4	6	5	-		6
Points won on own serve	5	3	5	6		19	3	6	5	5		19
Points lost on own serve	5	5	7	4		21	6	4	8	5		23
Most consecutive points won	4	3	5	4		5	4	4	4	2		4
Greatest deficit overcome	4	-	5	-		5	-	1	-	-		1
Handedness/Grip	Right/ - Right/						/ - /					

### Game Progress

1	DOOKRAM Y / WILSON A (TTO)	-*0	0	*-2	3	-*3	3	*-5	7	-*8	10	11						
	MUTAMBUZE PM / MAFABI KE (UGA)	0	*-2	2	-*3	5	*-7	7	-*7	8	*-8	8						
2	DOOKRAM Y / WILSON A (TTO)	0	-*1	2	*-2	2	-*3	3	*-4	6	7							
	MUTAMBUZE PM / MAFABI KE (UGA)	*-0	1	-*2	4	*-6	7	-*9	10	*-10	11							
3	DOOKRAM Y / WILSON A (TTO)	0	2	-*3	3	*-4	4	-*5	5	*-6	8	-*10	10	*-11	12	-*12	13	14
	MUTAMBUZE PM / MAFABI KE (UGA)	0	-*0	1	*-3	4	-*6	7	*-9	10	-*10	10	*-11	11	-*11	12	*-12	12
4	DOOKRAM Y / WILSON A (TTO)	0	*-1	3	-*5	6	*-7	8	-*8	9	*-10	11						
	MUTAMBUZE PM / MAFABI KE (UGA)	-*0	1	*-1	1	-*2	3	*-4	6	-*7	8	9						

### NOTES

"\*-." denotes first player of pair is server, "-\*" denotes second player of pair is server. The "Greatest deficit overcome" only applies when the pair ends up winning the game.

### LEGEND

MT Men's Team



## Detailed Team Match Results

### Guyana (GUY) 3 - 0 Kenya (KEN)

Team Match No : MT62 Table : 9 Umpires : MADHOSINGH Chandra (CAN) HIGGINS Peter (WAL)

Match 1			Match	Game 1	Game 2	Game 3	Game 4	Game 5
A	DAVID Paul	GUY	3	11	11	11		
X	MUTURI Peter	KEN	0	5	7	5		
Duration of Match 1			12min	4min	4min	4min		

Match 2			Match	Game 1	Game 2	Game 3	Game 4	Game 5
B	FRANKLIN Christopher	GUY	3	11	11	11		
Y	RINGUI Anthony Mathenge	KEN	0	6	8	4		
Duration of Match 2			13min	4min	5min	5min		

Match 3			Match	Game 1	Game 2	Game 3	Game 4	Game 5
C/B	BRITTON S / FRANKLIN C	GUY	3	11	11	6	13	
Z/Y	OTIENO MO / RINGUI AM	KEN	1	5	9	11	11	
Duration of Match 3			21min	3min	5min	4min	5min	

Duration of Team Match	55min
------------------------	-------

Player Statistics	Guyana (GUY)					Kenya (KEN)						
	Match					Team Match	Match					Team Match
	1	2	3	4	5		1	2	3	4	5	
Points won	33	33	41			107	17	18	35			70
Biggest lead	7	7	6			7	2	3	5			5
Points won on own serve	23	17	19			59	14	10	16			40
Points lost on own serve	3	8	19			30	10	16	22			48
Most consecutive points won	6	10	5			10	2	3	3			3
Greatest deficit overcome	2	3	5			5	-	-	-			-

#### NOTES

The "Greatest deficit overcome" only applies when the player/pair ends up winning the game.

#### LEGEND

MT Men's Team



## Detailed Team Match Results

Guyana (GUY) 3 - 0 Kenya (KEN)

**Match 1:** DAVID Paul (GUY) 3-0 MUTURI Peter (KEN)

Match Summary		Match	Game 1	Game 2	Game 3	Game 4	Game 5
DAVID Paul	GUY	3	11	11	11		
MUTURI Peter	KEN	0	5	7	5		
Duration		12min	4min	4min	4min		

Team Match No : MT62 Table : 9 Umpires : MADHOSINGH Chandra (CAN) HIGGINS Peter (WAL)

Player Statistics	DAVID Paul (GUY)						MUTURI Peter (KEN)					
	Game					Match	Game					Match
	1	2	3	4	5		1	2	3	4	5	
Points won	11	11	11			33	5	7	5			17
Biggest lead	7	5	6			7	-	-	2			2
Points won on own serve	6	9	8			23	3	6	5			14
Points lost on own serve	2	1	0			3	5	2	3			10
Most consecutive points won	6	3	3			6	2	2	2			2
Greatest deficit overcome	-	-	2			2	-	-	-			-
Handedness/Grip	Right/						/					

### Game Progress

1	DAVID Paul (GUY)	0	*2	4	*6	7	*7	9	*10	11	
	MUTURI Peter (KEN)	*0	0	*0	0	*1	3	*3	4	5	
2	DAVID Paul (GUY)	*0	2	*3	5	*5	7	*7	9	*10	11
	MUTURI Peter (KEN)	0	*0	1	*1	3	*3	5	*5	6	7
3	DAVID Paul (GUY)	0	*0	2	*3	5	*6	8	*9	11	
	MUTURI Peter (KEN)	*0	2	*2	3	*3	4	*4	5	5	

### NOTES

"\*" denotes server. The "Greatest deficit overcome" only applies when the player ends up winning the game.

### LEGEND

MT Men's Team



## Detailed Team Match Results

Guyana (GUY) 3 - 0 Kenya (KEN)

**Match 2:** FRANKLIN Christopher (GUY) 3-0 RINGUI Anthony Mathenge (KEN)

Match Summary		Match	Game 1	Game 2	Game 3	Game 4	Game 5
FRANKLIN Christopher	GUY	3	11	11	11		
RINGUI Anthony Mathenge	KEN	0	6	8	4		
Duration		13min	4min	5min	5min		

Team Match No : MT62 Table : 9 Umpires : MADHOSINGH Chandra (CAN) HIGGINS Peter (WAL)

Player Statistics	FRANKLIN Christopher (GUY)						RINGUI Anthony Mathenge (KEN)					
	Game					Match	Game					Match
	1	2	3	4	5		1	2	3	4	5	
Points won	11	11	11			33	6	8	4			18
Biggest lead	5	4	7			7	-	1	3			3
Points won on own serve	5	6	6			17	3	4	3			10
Points lost on own serve	3	4	1			8	6	5	5			16
Most consecutive points won	4	5	10			10	2	2	3			3
Greatest deficit overcome	-	1	3			3	-	-	-			-
Handedness/Grip	Right/						/					

### Game Progress

1	FRANKLIN Christopher (GUY)	0	*2	4	*4	5	*6	7	*9	10	11	
	RINGUI Anthony Mathenge (KEN)	*0	0	*0	2	*3	4	*5	5	*6	6	
2	FRANKLIN Christopher (GUY)	*0	1	*2	3	*5	7	*8	9	*9	10	11
	RINGUI Anthony Mathenge (KEN)	0	*1	2	*3	3	*3	4	*5	7	*8	8
3	FRANKLIN Christopher (GUY)	0	*0	1	*2	4	*6	8	*10	11		
	RINGUI Anthony Mathenge (KEN)	*0	2	*3	4	*4	4	*4	4	4		

### NOTES

"\*" denotes server. The "Greatest deficit overcome" only applies when the player ends up winning the game.

### LEGEND

MT Men's Team



## Detailed Team Match Results

Guyana (GUY) 3 - 0 Kenya (KEN)

**Match 3:** BRITTON Shamar (GUY) 3-1 OTIENO Michael Owuor (KEN)  
FRANKLIN Christopher RINGUI Anthony Mathenge

Match Summary		Match	Game 1	Game 2	Game 3	Game 4	Game 5
BRITTON Shamar / FRANKLIN C	GUY	3	11	11	6	13	
OTIENO Michael Owuor / RINGUI AM	KEN	1	5	9	11	11	
Duration		21min	3min	5min	4min	5min	

Team Match No : MT62 Table : 9 Umpires : MADHOSINGH Chandra (CAN) HIGGINS Peter (WAL)

Player Statistics	BRITTON S / FRANKLIN C (GUY)						OTIENO MO / RINGUI AM (KEN)					
	Game					Match	Game					Match
	1	2	3	4	5		1	2	3	4	5	
Points won	11	11	6	13		41	5	9	10	11		35
Biggest lead	6	3	-	2		6	-	-	5	5		5
Points won on own serve	6	5	3	5		19	3	4	5	4		16
Points lost on own serve	2	5	5	7		19	5	6	3	8		22
Most consecutive points won	3	2	3	5		5	2	3	3	3		3
Greatest deficit overcome	-	-	-	5		5	-	-	-	-		-
Handedness/Grip	Left/ - Right/						/ - /					

### Game Progress

1	BRITTON S / FRANKLIN C (GUY)	0	*-1	3	*-4	5	*-7	8	*-9	11						
	OTIENO MO / RINGUI AM (KEN)	*-0	1	*-1	2	*-3	3	*-4	5	5						
2	BRITTON S / FRANKLIN C (GUY)	*-0	2	*-3	4	*-5	6	*-7	7	*-9	10	11				
	OTIENO MO / RINGUI AM (KEN)	0	*-0	1	*-2	3	*-4	5	*-7	7	*-8	9				
3	BRITTON S / FRANKLIN C (GUY)	0	*-0	1	*-1	2	*-3	4	*-6	6	6					
	OTIENO MO / RINGUI AM (KEN)	0	2	*-3	5	*-6	7	*-8	8	*-10	11					
4	BRITTON S / FRANKLIN C (GUY)	*-0	0	*-1	1	*-2	3	*-4	6	*-8	8	*-10	11	*-11	12	13
	OTIENO MO / RINGUI AM (KEN)	0	*-2	3	*-5	6	*-7	8	*-8	8	*-10	10	*-10	11	*-11	11

### NOTES

"\*-." denotes first player of pair is server, "-\*" denotes second player of pair is server. The "Greatest deficit overcome" only applies when the pair ends up winning the game.

### LEGEND

MT Men's Team



## Detailed Team Match Results

### Singapore (SIN) 3 - 1 Nigeria (NGR)

Team Match No : MT70 Table : 1 Umpires : WILLIAMS Jackie (WAL) SCARR Val (NZL)

Match 1			Match	Game 1	Game 2	Game 3	Game 4	Game 5
A	<b>GAO Ning</b>	SIN	3	11	11	9	7	11
X	TORIOLA Segun	NGR	2	7	8	11	11	9
Duration of Match 1			48min	7min	8min	10min	8min	10min

Match 2			Match	Game 1	Game 2	Game 3	Game 4	Game 5
B	ZHAN Jian	SIN	1	7	12	12	9	
Y	<b>ARUNA Quadri</b>	NGR	3	11	10	14	11	
Duration of Match 2			35min	5min	9min	11min	9min	

Match 3			Match	Game 1	Game 2	Game 3	Game 4	Game 5
C/A	<b>LI H / GAO N</b>	SIN	3	11	11	8	11	
Z/X	ABIODUN B / TORIOLA S	NGR	1	4	2	11	7	
Duration of Match 3			24min	4min	5min	6min	7min	

Match 4			Match	Game 1	Game 2	Game 3	Game 4	Game 5
B	<b>ZHAN Jian</b>	SIN	3	2	11	11	11	
Z	ABIODUN Bode	NGR	1	11	4	7	8	
Duration of Match 4			25min	3min	5min	7min	10min	

Duration of Team Match	<b>2h27min</b>
------------------------	----------------

Player Statistics	Singapore (SIN)					Team Match	Nigeria (NGR)					Team Match
	Match						Match					
	1	2	3	4	5		1	2	3	4	5	
Points won	49	39	40	33		161	46	45	24	30		145
Biggest lead	5	3	9	7		9	7	4	3	9		9
Points won on own serve	28	20	21	20		89	27	24	14	18		83
Points lost on own serve	19	21	10	12		62	21	19	19	13		72
Most consecutive points won	5	4	9	6		9	6	5	4	7		7
Greatest deficit overcome	-	1	3	1		3	5	2	1	-		5

#### NOTES

The "Greatest deficit overcome" only applies when the player/pair ends up winning the game.

#### LEGEND

MT Men's Team



## Detailed Team Match Results

Singapore (SIN) 3 - 1 Nigeria (NGR)

Match 1: GAO Ning (SIN) 3-2 TORIOLA Segun (NGR)

Match Summary		Match	Game 1	Game 2	Game 3	Game 4	Game 5
GAO Ning	SIN	3	11	11	9	7	11
TORIOLA Segun	NGR	2	7	8	11	11	9
Duration		48min	7min	8min	10min	8min	10min

Team Match No : MT70 Table : 1 Umpires : WILLIAMS Jackie (WAL) SCARR Val (NZL)

Player Statistics	GAO Ning (SIN)						TORIOLA Segun (NGR)					
	Game					Match	Game					Match
	1	2	3	4	5		1	2	3	4	5	
Points won	11	11	9	7	11	49	7	8	11	11	9	46
Biggest lead	5	5	5	-	4	5	-	-	2	7	-	7
Points won on own serve	7	5	5	4	7	28	4	4	6	7	6	27
Points lost on own serve	3	4	5	4	3	19	4	6	4	3	4	21
Most consecutive points won	4	4	5	4	3	5	3	3	5	6	3	6
Greatest deficit overcome	-	-	-	-	-	-	-	-	5	-	-	5
Handedness/Grip	Right/						/					

### Game Progress

1	GAO Ning (SIN)	*0	2	*3	4	*6	7	*7	9	*10	11	
	TORIOLA Segun (NGR)	0	*0	1	*2	2	*3	5	*5	6	7	
2	GAO Ning (SIN)	0	*2	3	*5	6	*7	7	*8	10	*10	11
	TORIOLA Segun (NGR)	*0	0	*1	1	*2	3	*5	6	*6	8	8
3	GAO Ning (SIN)	*0	2	*4	5	*5	5	*7	8	*8	9	9
	TORIOLA Segun (NGR)	0	*0	0	*1	3	*5	5	*6	8	*9	11
4	GAO Ning (SIN)	0	*0	1	*2	3	*3	3	*4	6	7	
	TORIOLA Segun (NGR)	*0	2	*3	4	*5	7	*9	10	*10	11	
5	GAO Ning (SIN)	*0	2	*3	5	*6	7	*7	8	*8	9	11
	TORIOLA Segun (NGR)	0	*0	1	*1	2	*3	5	*6	8	*9	9

### NOTES

"\*" denotes server. The "Greatest deficit overcome" only applies when the player ends up winning the game.

### LEGEND

MT Men's Team





## Detailed Team Match Results

Singapore (SIN) 3 - 1 Nigeria (NGR)

Match 2: ZHAN Jian (SIN) 1-3 ARUNA Quadri (NGR)

Match Summary		Match	Game 1	Game 2	Game 3	Game 4	Game 5
ZHAN Jian	SIN	1	7	12	12	9	
ARUNA Quadri	NGR	3	11	10	14	11	
Duration		35min	5min	9min	11min	9min	

Team Match No : MT70 Table : 1 Umpires : WILLIAMS Jackie (WAL) SCARR Val (NZL)

Player Statistics	ZHAN Jian (SIN)						ARUNA Quadri (NGR)					
	Game					Match	Game					Match
	1	2	3	4	5		1	2	3	4	5	
Points won	7	12	11	9		39	11	10	14	10		45
Biggest lead	2	3	2	1		3	4	1	2	3		4
Points won on own serve	3	6	7	4		20	6	5	8	5		24
Points lost on own serve	5	5	6	5		21	4	6	4	5		19
Most consecutive points won	4	3	3	4		4	5	4	3	3		5
Greatest deficit overcome	-	1	-	-		1	2	-	2	1		2
Handedness/Grip	Right/						/					

### Game Progress

1	ZHAN Jian (SIN)	0	*1	1	*3	5	*6	6	*6	7	7							
	ARUNA Quadri (NGR)	*0	1	*3	3	*3	4	*6	8	*9	11							
2	ZHAN Jian (SIN)	*0	1	*2	3	*4	5	*6	8	*9	9	*10	11	12				
	ARUNA Quadri (NGR)	0	*1	2	*3	4	*5	6	*6	7	*9	10	*10	10				
3	ZHAN Jian (SIN)	0	*1	2	*3	5	*5	6	*7	8	*9	10	*10	11	*12	12	*12	12
	ARUNA Quadri (NGR)	0	1	*2	3	*3	5	*6	7	*8	9	*10	11	*11	11	*12	13	14
4	ZHAN Jian (SIN)	0	0	*1	3	*4	4	*5	6	*8	9	9						
	ARUNA Quadri (NGR)	0	*2	3	*3	4	*6	7	*8	8	*9	11						

### NOTES

"\*" denotes server. The "Greatest deficit overcome" only applies when the player ends up winning the game.

### LEGEND

MT Men's Team



## Detailed Team Match Results

Singapore (SIN) 3 - 1 Nigeria (NGR)

Match 3:

LI Hu (SIN) 3-1 ABIODUN Bode (NGR)  
GAO Ning TORIOLA Segun

Match Summary		Match	Game 1	Game 2	Game 3	Game 4	Game 5
LI Hu / GAO N	SIN	3	11	11	8	11	
ABIODUN Bode / TORIOLA S	NGR	1	4	2	11	7	
	Duration	24min	4min	5min	6min	7min	

Team Match No : MT70 Table : 1 Umpires : WILLIAMS Jackie (WAL) SCARR Val (NZL)

Player Statistics	LI H / GAO N (SIN)						ABIODUN B / TORIOLA S (NGR)					
	Game					Match	Game					Match
	1	2	3	4	5		1	2	3	4	5	
Points won	11	11	8	10		40	4	2	11	7		24
Biggest lead	7	9	1	4		9	2	-	3	3		3
Points won on own serve	6	5	4	6		21	3	1	6	4		14
Points lost on own serve	1	1	5	3		10	5	6	4	4		19
Most consecutive points won	9	9	2	4		9	2	2	3	4		4
Greatest deficit overcome	2	-	-	3		3	-	-	1	-		1
Handedness/Grip	Right/ - Right/						/ - /					

### Game Progress

1	LI H / GAO N (SIN)	0	*-1	2	*-2	4	*-6	8	*-10	11		
	ABIODUN B / TORIOLA S (NGR)	*-0	1	*-2	4	*-4	4	*-4	4	4		
2	LI H / GAO N (SIN)	0	2	*-4	6	*-8	9	*-10	11			
	ABIODUN B / TORIOLA S (NGR)	*-0	*-0	0	*-0	0	*-1	2	2			
3	LI H / GAO N (SIN)	0	*-1	2	*-2	3	*-4	5	*-6	7	*-8	8
	ABIODUN B / TORIOLA S (NGR)	*-0	1	*-2	4	*-5	6	*-7	8	*-9	10	11
4	LI H / GAO N (SIN)	0	1	*-2	2	*-3	5	*-6	8	*-9	11	
	ABIODUN B / TORIOLA S (NGR)	0	*-1	2	*-4	5	*-5	6	*-6	7	7	

### NOTES

"\*-." denotes first player of pair is server, "-\*" denotes second player of pair is server. The "Greatest deficit overcome" only applies when the pair ends up winning the game.

### LEGEND

MT Men's Team



## Detailed Team Match Results

Singapore (SIN) 3 - 1 Nigeria (NGR)

Match 4: ZHAN Jian (SIN) 3-1 ABIODUN Bode (NGR)

Match Summary		Match	Game 1	Game 2	Game 3	Game 4	Game 5
ZHAN Jian	SIN	3	2	11	11	11	
ABIODUN Bode	NGR	1	11	4	7	8	
	Duration	25min	3min	5min	7min	10min	

Team Match No : MT70 Table : 1 Umpires : WILLIAMS Jackie (WAL) SCARR Val (NZL)

Player Statistics	ZHAN Jian (SIN)						ABIODUN Bode (NGR)					
	Game					Match	Game					Match
	1	2	3	4	5		1	2	3	4	5	
Points won	2	11	10	10		33	11	4	7	8		30
Biggest lead	-	7	6	3		7	9	-	-	1		9
Points won on own serve	1	5	7	7		20	5	2	5	6		18
Points lost on own serve	6	2	2	2		12	1	6	3	3		13
Most consecutive points won	2	5	6	4		6	7	2	3	3		7
Greatest deficit overcome	-	-	-	1		1	-	-	-	-		-
Handedness/Grip	Right/						/					

### Game Progress

1	ZHAN Jian (SIN)	*0	0	*0	0	*1	2	*2	2			
	ABIODUN Bode (NGR)	0	*2	4	*6	7	*8	10	11			
2	ZHAN Jian (SIN)	0	*2	3	*5	7	*7	8	*10	11		
	ABIODUN Bode (NGR)	*0	0	*1	1	*1	3	*4	4	4		
3	ZHAN Jian (SIN)	0	1	*2	4	*6	8	*8	9	*9	11	
	ABIODUN Bode (NGR)	0	*1	2	*2	2	*2	4	*5	7	7	
4	ZHAN Jian (SIN)	0	*1	3	*3	4	*5	6	*7	9	*10	11
	ABIODUN Bode (NGR)	0	1	*1	3	*4	5	*6	7	*7	8	8

### NOTES

"\*" denotes server. The "Greatest deficit overcome" only applies when the player ends up winning the game.

### LEGEND

MT Men's Team



## Detailed Team Match Results

### England (ENG) 3 - 1 India (IND)

Team Match No : MT71 Table : 1 Umpires : WANG Luan Foon (MAS) CHAY Winnie (SIN)

Match 1			Match	Game 1	Game 2	Game 3	Game 4	Game 5
A	PITCHFORD Liam	ENG	3	11	8	9	11	11
X	ACHANTA Sharath Kamal	IND	2	4	11	11	5	6
Duration of Match 1			37min	5min	8min	9min	7min	8min

Match 2			Match	Game 1	Game 2	Game 3	Game 4	Game 5
B	DRINKHALL Paul	ENG	3	11	11	11		
Y	ANTHONY ARPUTHARAJ Amalraj	IND	0	5	8	9		
Duration of Match 2			22min	4min	9min	9min		

Match 3			Match	Game 1	Game 2	Game 3	Game 4	Game 5
C/B	BAGGALEY A / DRINKHALL P	ENG	2	11	14	8	11	11
Z/Y	DESAI HR / ANTHONY ARPUTH	IND	3	7	16	11	7	13
Duration of Match 3			43min	5min	10min	6min	6min	11min

Match 4			Match	Game 1	Game 2	Game 3	Game 4	Game 5
A	PITCHFORD Liam	ENG	3	11	11	10	10	17
Z	DESAI Harmeet Rajul	IND	2	5	6	12	12	15
Duration of Match 4			36min	4min	6min	8min	7min	12min

Duration of Team Match	2h38min
------------------------	---------

Player Statistics	England (ENG)					Team Match	India (IND)					Team Match
	Match						Match					
	1	2	3	4	5		1	2	3	4	5	
Points won	48	31	55	56		190	36	22	54	49		161
Biggest lead	7	7	6	6		7	3	1	5	4		5
Points won on own serve	26	18	28	34		106	20	13	27	31		91
Points lost on own serve	16	9	27	18		70	22	13	27	22		84
Most consecutive points won	4	6	6	6		6	5	4	5	8		8
Greatest deficit overcome	1	1	2	3		3	4	-	5	6		6

#### NOTES

The "Greatest deficit overcome" only applies when the player/pair ends up winning the game.

#### LEGEND

MT Men's Team



## Detailed Team Match Results

England (ENG) 3 - 1 India (IND)

Match 1: PITCHFORD Liam (ENG) 3-2 ACHANTA Sharath Kamal (IND)

Match Summary		Match	Game 1	Game 2	Game 3	Game 4	Game 5
PITCHFORD Liam	ENG	3	11	8	9	11	11
ACHANTA Sharath Kamal	IND	2	4	11	11	5	6
	Duration	37min	5min	8min	9min	7min	8min

Team Match No : MT71 Table : 1 Umpires : WANG Luan Foon (MAS) CHAY Winnie (SIN)

Player Statistics	PITCHFORD Liam (ENG)						ACHANTA Sharath Kamal (IND)					
	Game					Match	Game					Match
	1	2	3	4	5		1	2	3	4	5	
Points won	11	8	8	10	11	48	4	11	11	5	5	36
Biggest lead	7	3	4	6	5	7	-	3	2	-	1	3
Points won on own serve	6	4	3	6	7	26	2	6	5	3	4	20
Points lost on own serve	2	5	6	2	1	16	5	4	5	4	4	22
Most consecutive points won	4	2	4	3	4	4	1	3	5	2	2	5
Greatest deficit overcome	-	-	-	-	1	1	-	3	4	-	-	4
Handedness/Grip	Right/Shakehand						Right/Shakehand					

### Game Progress

1	PITCHFORD Liam (ENG)	*0	1	*3	5	*6	8	*9	10	11		
	ACHANTA Sharath Kamal (IND)	0	*1	1	*1	2	*2	3	*4	4		
2	PITCHFORD Liam (ENG)	0	*1	3	*4	5	*5	6	*7	7	*8	8
	ACHANTA Sharath Kamal (IND)	*0	1	*1	2	*3	5	*6	7	*9	10	11
3	PITCHFORD Liam (ENG)	0	2	*4	5	*5	5	*6	6	*8	9	9
	ACHANTA Sharath Kamal (IND)	0	*0	0	*1	3	*5	6	*8	8	*9	11
4	PITCHFORD Liam (ENG)	0	*2	3	*4	5	*6	8	*9	11		
	ACHANTA Sharath Kamal (IND)	0	0	*1	2	*3	4	*4	5	5		
5	PITCHFORD Liam (ENG)	0	1	*2	4	*5	7	*7	8	*10	11	
	ACHANTA Sharath Kamal (IND)	0	*1	2	*2	3	*3	5	*6	6	6	

### NOTES

"\*" denotes server. The "Greatest deficit overcome" only applies when the player ends up winning the game.

### LEGEND

MT Men's Team



## Detailed Team Match Results

England (ENG) 3 - 1 India (IND)

**Match 2:** DRINKHALL Paul (ENG) 3-0 ANTHONY ARPUTHARAJ Amalraj (IND)

Match Summary		Match	Game 1	Game 2	Game 3	Game 4	Game 5
DRINKHALL Paul	ENG	3	11	11	11		
ANTHONY ARPUTHARAJ Amalraj	IND	0	5	8	9		
Duration		22min	4min	9min	9min		

Team Match No : MT71 Table : 1 Umpires : WANG Luan Foon (MAS) CHAY Winnie (SIN)

Player Statistics	DRINKHALL Paul (ENG)						ANTHONY ARPUTHARAJ Amalraj (IND)					
	Game					Match	Game					Match
	1	2	3	4	5		1	2	3	4	5	
Points won	11	10	10			31	5	8	9			22
Biggest lead	7	3	3			7	-	1	-			1
Points won on own serve	6	6	6			18	3	5	5			13
Points lost on own serve	2	3	4			9	5	4	4			13
Most consecutive points won	6	3	3			6	2	4	2			4
Greatest deficit overcome	-	1	-			1	-	-	-			-
Handedness/Grip	Right/Shakehand						Right/Shakehand					

### Game Progress

1	DRINKHALL Paul (ENG)	0	*2	4	*6	7	*8	9	*9	11		
	ANTHONY ARPUTHARAJ Amalraj (IND)	*0	0	*0	0	*1	2	*3	5	5		
2	DRINKHALL Paul (ENG)	0	2	*3	4	*5	5	*6	8	*8	10	11
	ANTHONY ARPUTHARAJ Amalraj (IND)	0	*0	1	*2	3	*5	6	*6	8	*8	8
3	DRINKHALL Paul (ENG)	0	*1	3	*4	5	*6	7	*8	9	*10	11
	ANTHONY ARPUTHARAJ Amalraj (IND)	0	1	*1	2	*3	4	*5	6	*7	8	9

### NOTES

"\*" denotes server. The "Greatest deficit overcome" only applies when the player ends up winning the game.

### LEGEND

MT Men's Team



## Detailed Team Match Results

England (ENG) 3 - 1 India (IND)

**Match 3:** BAGGALEY Andrew (ENG) 2-3 DESAI Harmeet Rajul (IND)  
DRINKHALL Paul ANTHONY ARPUTHARAJ Amalraj

Match Summary		Match	Game 1	Game 2	Game 3	Game 4	Game 5
BAGGALEY Andrew / DRINKHALL P	ENG	2	11	14	8	11	11
DESAI HR / ANTHONY ARPUTH	IND	3	7	16	11	7	13
Duration		43min	5min	10min	6min	6min	11min

Team Match No : MT71 Table : 1 Umpires : WANG Luan Foon (MAS) CHAY Winnie (SIN)

Player Statistics	BAGGALEY A / DRINKHALL P (ENG)						DESAI HR / ANTHONY ARPUTHARAJ (IND)					
	Game					Match	Game					Match
	1	2	3	4	5		1	2	3	4	5	
Points won	11	14	8	11	11	55	7	16	11	7	13	54
Biggest lead	4	5	-	6	1	6	2	2	5	-	2	5
Points won on own serve	6	6	5	6	5	28	3	7	6	5	6	27
Points lost on own serve	4	9	5	2	7	27	5	8	3	5	6	27
Most consecutive points won	6	6	3	5	3	6	3	4	5	2	3	5
Greatest deficit overcome	2	-	-	-	-	2	-	5	-	-	1	5
Handedness/Grip	Right/Shakehand - Right/Shakehand						Right/Shakehand - Right/Shakehand					

### Game Progress

1	BAGGALEY A / DRINKHALL P (ENG)	*-0	1	*-2	2	*-3	4	*-5	7	*-9	11							
	DESAI HR / ANTHONY ARPUTHARAJ (IND)	0	*-1	2	*-4	5	*-6	7	*-7	7	7							
2	BAGGALEY A / DRINKHALL P (ENG)	0	*-1	3	*-5	6	*-7	7	*-8	9	*-10	10	*-10	11	*-11	12	*-13	13
	DESAI HR / ANTHONY ARPUTHARAJ (IND)	*-0	1	*-1	1	*-2	3	*-5	6	*-7	8	*-10	11	*-11	12	*-12	12	*-13
		*-14	14	*-14	14													
		13	*-14	15	16													
3	BAGGALEY A / DRINKHALL P (ENG)	*-0	1	*-1	1	*-2	3	*-4	6	*-7	8	8						
	DESAI HR / ANTHONY ARPUTHARAJ (IND)	0	*-1	3	*-5	6	*-7	8	*-8	9	*-10	11						
4	BAGGALEY A / DRINKHALL P (ENG)	0	*-1	3	*-5	6	*-7	9	*-9	10	11							
	DESAI HR / ANTHONY ARPUTHARAJ (IND)	*-0	1	*-1	1	*-2	3	*-3	5	*-6	7							
5	BAGGALEY A / DRINKHALL P (ENG)	*-0	0	*-2	3	*-4	5	*-6	7	*-8	9	*-10	11	*-11	11	11		
	DESAI HR / ANTHONY ARPUTHARAJ (IND)	0	*-2	2	*-3	4	*-5	6	*-7	8	*-9	10	*-10	11	*-12	13		

### NOTES

"\*-." denotes first player of pair is server, "-\*" denotes second player of pair is server. The "Greatest deficit overcome" only applies when the pair ends up winning the game.

### LEGEND

MT Men's Team



## Detailed Team Match Results

England (ENG) 3 - 1 India (IND)

Match 4: PITCHFORD Liam (ENG) 3-2 DESAI Harmeet Rajul (IND)

Match Summary		Match	Game 1	Game 2	Game 3	Game 4	Game 5
PITCHFORD Liam	ENG	3	11	11	10	10	17
DESAI Harmeet Rajul	IND	2	5	6	12	12	15
	Duration	36min	4min	6min	8min	7min	12min

Team Match No : MT71 Table : 1 Umpires : WANG Luan Foon (MAS) CHAY Winnie (SIN)

Player Statistics	PITCHFORD Liam (ENG)						DESAI Harmeet Rajul (IND)					
	Game					Match	Game					Match
	1	2	3	4	5		1	2	3	4	5	
Points won	11	10	9	10	16	56	5	6	12	11	15	49
Biggest lead	6	6	6	-	2	6	-	-	2	4	3	4
Points won on own serve	7	6	6	6	9	34	4	4	8	6	9	31
Points lost on own serve	1	2	4	5	6	18	4	4	3	4	7	22
Most consecutive points won	6	4	5	3	3	6	3	3	8	3	4	8
Greatest deficit overcome	-	-	-	-	3	3	-	-	6	-	-	6
Handedness/Grip	Right/Shakehand						Right/Shakehand					

### Game Progress

1	PITCHFORD Liam (ENG)	*0	2	*4	6	*6	8	*8	9	11								
	DESAI Harmeet Rajul (IND)	0	*0	0	*0	2	*2	4	*5	5								
2	PITCHFORD Liam (ENG)	0	*2	3	*4	6	*7	9	*9	10	11							
	DESAI Harmeet Rajul (IND)	0	0	*1	2	*2	3	*3	5	*6	6							
3	PITCHFORD Liam (ENG)	0	2	*3	5	*7	8	*8	10	*10	10	*10	10	10				
	DESAI Harmeet Rajul (IND)	0	*0	1	*1	1	*2	4	*4	6	*8	10	*11	12				
4	PITCHFORD Liam (ENG)	0	*0	1	*1	2	*4	5	*6	7	*8	10	*10	10				
	DESAI Harmeet Rajul (IND)	0	2	*3	5	*6	6	*7	8	*9	10	*10	11	12				
5	PITCHFORD Liam (ENG)	0	1	*1	3	*4	5	*5	6	*8	9	*10	11	*11	12	*12	13	*13
	DESAI Harmeet Rajul (IND)	0	*1	3	*3	4	*5	7	*8	8	*9	10	*10	11	*11	12	*12	13
		13	*14	14	*15	16	17											
		*14	14	*15	15	*15	15											

### NOTES

"\*" denotes server. The "Greatest deficit overcome" only applies when the player ends up winning the game.

### LEGEND

MT Men's Team





### Detailed Team Match Results

#### Ghana (GHA) 3 - 1 Jamaica (JAM)

Team Match No : MT65 Table : 9 Umpires : BROWN David (ENG) PETERS John (NGR)

Match 1			Match	Game 1	Game 2	Game 3	Game 4	Game 5
A	COMMEY Emmanuel	GHA	1	2	11	15	8	
X	TOMLINSON Simon	JAM	3	11	13	13	11	
Duration of Match 1			22min	3min	5min	7min	4min	

Match 2			Match	Game 1	Game 2	Game 3	Game 4	Game 5
B	LARTEY Felix	GHA	3	11	11	9	11	
Y	WATSON Kane	JAM	1	6	9	11	9	
Duration of Match 2			26min	4min	6min	6min	6min	

Match 3			Match	Game 1	Game 2	Game 3	Game 4	Game 5
C/B	ABREFA D / LARTEY F	GHA	3	11	11	11		
Z/Y	PARHAM D / WATSON K	JAM	0	8	7	8		
Duration of Match 3			17min	5min	5min	6min		

Match 4			Match	Game 1	Game 2	Game 3	Game 4	Game 5
A	COMMEY Emmanuel	GHA	3	11	11	9	7	11
Z	PARHAM Dale	JAM	2	8	4	11	11	7
Duration of Match 4			27min	4min	4min	5min	5min	6min

Duration of Team Match	<b>1h49min</b>
------------------------	----------------

Player Statistics	Ghana (GHA)					Team Match	Jamaica (JAM)					Team Match
	Match						Match					
	1	2	3	4	5		1	2	3	4	5	
Points won	36	42	33	49		<b>160</b>	48	34	23	40		<b>145</b>
Biggest lead	4	5	5	7		<b>7</b>	9	2	2	4		<b>9</b>
Points won on own serve	18	24	17	24		<b>83</b>	24	19	12	20		<b>75</b>
Points lost on own serve	24	15	11	20		<b>70</b>	18	18	16	25		<b>77</b>
Most consecutive points won	6	6	5	7		<b>7</b>	6	4	3	5		<b>6</b>
Greatest deficit overcome	6	1	2	2		<b>6</b>	4	4	-	1		<b>4</b>

**NOTES**

The "Greatest deficit overcome" only applies when the player/pair ends up winning the game.

**LEGEND**

MT Men's Team



## Detailed Team Match Results

Ghana (GHA) 3 - 1 Jamaica (JAM)

Match 1: COMMEY Emmanuel (GHA) 1-3 TOMLINSON Simon (JAM)

Match Summary		Match	Game 1	Game 2	Game 3	Game 4	Game 5
COMMEY Emmanuel	GHA	1	2	11	15	8	
TOMLINSON Simon	JAM	3	11	13	13	11	
Duration		22min	3min	5min	7min	4min	

Team Match No : MT65 Table : 9 Umpires : BROWN David (ENG) PETERS John (NGR)

Player Statistics	COMMEY Emmanuel (GHA)					Match	TOMLINSON Simon (JAM)					Match
	Game						Game					
	1	2	3	4	5		1	2	3	4	5	
Points won	2	11	15	8		36	11	13	13	11		48
Biggest lead	-	4	2	1		4	9	2	6	3		9
Points won on own serve	0	7	8	3		18	4	8	7	5		24
Points lost on own serve	7	5	6	6		24	2	4	7	5		18
Most consecutive points won	1	5	6	2		6	6	5	6	3		6
Greatest deficit overcome	-	-	6	-		6	-	4	-	1		4
Handedness/Grip	Left/						/					

### Game Progress

1	COMMEY Emmanuel (GHA)	*0	0	*0	0	*1	1	*2	2									
	TOMLINSON Simon (JAM)	0	*2	4	*6	7	*9	10	11									
2	COMMEY Emmanuel (GHA)	0	*1	2	*3	4	*6	8	*8	10	*10	10	*10	11	*11	11		
	TOMLINSON Simon (JAM)	*0	1	*2	3	*4	4	*4	6	*6	8	*10	11	*11	12	13		
3	COMMEY Emmanuel (GHA)	*0	0	*0	0	*2	4	*4	6	*8	10	*10	10	*11	12	*12	12	*13
	TOMLINSON Simon (JAM)	0	*2	4	*6	6	*6	8	*8	8	*8	10	*11	11	*11	12	*13	13
		14	15															
		*13	13															
4	COMMEY Emmanuel (GHA)	0	*1	1	*2	3	*4	5	*6	7	*8	8						
	TOMLINSON Simon (JAM)	*0	1	*3	4	*5	6	*7	8	*9	10	11						

### NOTES

"\*" denotes server. The "Greatest deficit overcome" only applies when the player ends up winning the game.

### LEGEND

MT Men's Team



## Detailed Team Match Results

Ghana (GHA) 3 - 1 Jamaica (JAM)

Match 2: LARTEY Felix (GHA) 3-1 WATSON Kane (JAM)

Match Summary		Match	Game 1	Game 2	Game 3	Game 4	Game 5
LARTEY Felix	GHA	3	11	11	9	11	
WATSON Kane	JAM	1	6	9	11	9	
	Duration	26min	4min	6min	6min	6min	

Team Match No : MT65 Table : 9 Umpires : BROWN David (ENG) PETERS John (NGR)

Player Statistics	LARTEY Felix (GHA)						WATSON Kane (JAM)					
	Game					Match	Game					Match
	1	2	3	4	5		1	2	3	4	5	
Points won	11	11	9	11		42	6	9	11	8		34
Biggest lead	5	2	4	3		5	1	1	2	1		2
Points won on own serve	6	6	6	6		24	3	5	7	4		19
Points lost on own serve	3	4	4	4		15	5	5	3	5		18
Most consecutive points won	6	3	4	4		6	2	2	4	3		4
Greatest deficit overcome	1	1	-	1		1	-	-	4	-		4
Handedness/Grip	Right/						/					

### Game Progress

1	LARTEY Felix (GHA)	*0	1	*2	3	*5	7	*8	9	*10	11	
	WATSON Kane (JAM)	0	*1	2	*3	3	*3	4	*5	6	6	
2	LARTEY Felix (GHA)	0	*1	3	*4	4	*6	7	*8	9	*9	11
	WATSON Kane (JAM)	*0	1	*1	2	*4	4	*5	6	*7	9	9
3	LARTEY Felix (GHA)	*0	1	*3	5	*5	7	*7	8	*9	9	9
	WATSON Kane (JAM)	0	*1	1	*1	3	*3	5	*6	7	*9	11
4	LARTEY Felix (GHA)	0	*1	3	*3	4	*6	7	*8	9	*10	11
	WATSON Kane (JAM)	0	1	*1	3	*4	4	*5	6	*7	8	9

### NOTES

"\*" denotes server. The "Greatest deficit overcome" only applies when the player ends up winning the game.

### LEGEND

MT Men's Team



## Detailed Team Match Results

Ghana (GHA) 3 - 1 Jamaica (JAM)

**Match 3:** ABREFA Derek (GHA) 3-0 PARHAM Dale (JAM)  
LARTEY Felix WATSON Kane

Match Summary		Match	Game 1	Game 2	Game 3	Game 4	Game 5
ABREFA Derek / LARTEY F	GHA	3	11	11	11		
PARHAM Dale / WATSON K	JAM	0	8	7	8		
	Duration	17min	5min	5min	6min		

Team Match No : MT65 Table : 9 Umpires : BROWN David (ENG) PETERS John (NGR)

Player Statistics	ABREFA D / LARTEY F (GHA)						PARHAM D / WATSON K (JAM)					
	Game					Match	Game					Match
	1	2	3	4	5		1	2	3	4	5	
Points won	11	11	11			33	8	7	8			23
Biggest lead	5	4	5			5	-	2	-			2
Points won on own serve	7	4	6			17	5	3	4			12
Points lost on own serve	3	4	4			11	4	7	5			16
Most consecutive points won	4	5	4			5	2	2	3			3
Greatest deficit overcome	-	2	-			2	-	-	-			-
Handedness/Grip	Right/ - Right/						/ - /					

### Game Progress

1	ABREFA D / LARTEY F (GHA)	*-0	2	*-3	5	*-6	7	*-7	8	*-9	10	11
	PARHAM D / WATSON K (JAM)	0	*-0	1	*-1	2	*-3	5	*-6	7	*-8	8
2	ABREFA D / LARTEY F (GHA)	0	*-1	2	*-3	3	*-5	6	*-7	9	11	
	PARHAM D / WATSON K (JAM)	*-0	1	*-2	3	*-5	5	*-6	7	*-7	7	
3	ABREFA D / LARTEY F (GHA)	*-0	1	*-3	5	*-6	7	*-7	8	*-9	10	11
	PARHAM D / WATSON K (JAM)	0	*-1	1	*-1	2	*-3	5	*-6	7	*-8	8

### NOTES

"\*-." denotes first player of pair is server, "-\*" denotes second player of pair is server. The "Greatest deficit overcome" only applies when the pair ends up winning the game.

### LEGEND

MT Men's Team



## Detailed Team Match Results

Ghana (GHA) 3 - 1 Jamaica (JAM)

Match 4: COMMEY Emmanuel (GHA) 3-2 PARHAM Dale (JAM)

Match Summary		Match	Game 1	Game 2	Game 3	Game 4	Game 5
COMMEY Emmanuel	GHA	3	11	11	9	7	11
PARHAM Dale	JAM	2	8	4	11	11	7
Duration		27min	4min	4min	5min	5min	6min

Team Match No : MT65 Table : 9 Umpires : BROWN David (ENG) PETERS John (NGR)

Player Statistics	COMMEY Emmanuel (GHA)						PARHAM Dale (JAM)					
	Game					Match	Game					Match
	1	2	3	4	5		1	2	3	4	5	
Points won	11	11	9	7	11	49	8	4	10	11	7	40
Biggest lead	3	7	1	-	4	7	2	1	4	4	-	4
Points won on own serve	5	5	5	3	6	24	3	2	6	6	3	20
Points lost on own serve	5	2	4	5	4	20	6	6	4	4	5	25
Most consecutive points won	5	7	3	2	3	7	4	1	5	3	1	5
Greatest deficit overcome	2	1	-	-	-	2	-	-	1	-	-	1
Handedness/Grip	Left/						/					

### Game Progress

1	COMMEY Emmanuel (GHA)	*0	1	*2	3	*5	5	*5	7	*9	10	11
	PARHAM Dale (JAM)	0	*1	2	*3	3	*5	7	*7	7	*8	8
2	COMMEY Emmanuel (GHA)	0	*1	2	*4	6	*8	9	*10	11		
	PARHAM Dale (JAM)	*0	1	*2	2	*2	2	*3	4	4		
3	COMMEY Emmanuel (GHA)	0	1	*2	3	*4	5	*6	6	*6	8	9
	PARHAM Dale (JAM)	0	*1	2	*3	4	*5	6	*8	10	*10	11
4	COMMEY Emmanuel (GHA)	0	*1	1	*2	3	*4	5	*6	7	7	
	PARHAM Dale (JAM)	*0	1	*3	4	*5	6	*7	8	*9	11	
5	COMMEY Emmanuel (GHA)	*0	1	*2	3	*4	6	*7	8	*10	11	
	PARHAM Dale (JAM)	0	*1	2	*3	4	*4	5	*6	6	7	

### NOTES

"\*" denotes server. The "Greatest deficit overcome" only applies when the player ends up winning the game.

### LEGEND

MT Men's Team



### Detailed Team Match Results

#### Guyana (GUY) 1 - 3 Trinidad and Tobago (TTO)

Team Match No : MT66 Table : 4 Umpires : FRASER Margot (ENG) le PAGE Tim (GGY)

Match 1			Match	Game 1	Game 2	Game 3	Game 4	Game 5
A	FRANKLIN Christopher	GUY	1	9	11	8	8	
X	HUMPHREYS Curtis	TTO	3	11	3	11	11	
Duration of Match 1			22min	5min	4min	5min	6min	

Match 2			Match	Game 1	Game 2	Game 3	Game 4	Game 5
B	DAVID Paul	GUY	0	6	7	8		
Y	ST. LOUIS Dexter	TTO	3	11	11	11		
Duration of Match 2			18min	5min	5min	5min		

Match 3			Match	Game 1	Game 2	Game 3	Game 4	Game 5
C/A	BRITTON S / FRANKLIN C	GUY	3	11	12	7	11	
Z/Y	WILSON A / ST. LOUIS D	TTO	1	9	10	11	1	
Duration of Match 3			21min	5min	6min	4min	3min	

Match 4			Match	Game 1	Game 2	Game 3	Game 4	Game 5
B	DAVID Paul	GUY	1	6	11	6	3	
Z	WILSON Aaron	TTO	3	11	4	11	11	
Duration of Match 4			18min	4min	4min	4min	4min	

Duration of Team Match	1h29min
------------------------	---------

Player Statistics	Guyana (GUY)					Trinidad and Tobago (TTO)				
	Match				Team Match	Match				Team Match
	1	2	3	4		5	1	2	3	
Points won	36	21	41	26	124	36	33	30	36	135
Biggest lead	8	1	10	7	10	3	5	4	8	8
Points won on own serve	17	9	21	16	63	18	15	16	21	70
Points lost on own serve	18	18	14	15	65	19	12	20	10	61
Most consecutive points won	6	3	9	4	9	5	4	5	6	6
Greatest deficit overcome	-	-	4	-	4	3	1	-	-	3

**NOTES**

The "Greatest deficit overcome" only applies when the player/pair ends up winning the game.

**LEGEND**

MT Men's Team



## Detailed Team Match Results

Guyana (GUY) 1 - 3 Trinidad and Tobago (TTO)

**Match 1:** FRANKLIN Christopher (GUY) 1-3 HUMPHREYS Curtis (TTO)

Match Summary		Match	Game 1	Game 2	Game 3	Game 4	Game 5
FRANKLIN Christopher	GUY	1	9	11	8	8	
HUMPHREYS Curtis	TTO	3	11	3	11	11	
Duration		22min	5min	4min	5min	6min	

Team Match No : MT66 Table : 4 Umpires : FRASER Margot (ENG) le PAGE Tim (GGY)

Player Statistics	FRANKLIN Christopher (GUY)						HUMPHREYS Curtis (TTO)					
	Game					Match	Game					Match
	1	2	3	4	5		1	2	3	4	5	
Points won	9	11	8	8		36	11	3	11	11		36
Biggest lead	3	8	3	3		8	2	-	3	3		3
Points won on own serve	4	4	6	3		17	5	1	7	5		18
Points lost on own serve	6	2	4	6		18	5	7	2	5		19
Most consecutive points won	4	6	2	3		6	5	1	5	3		5
Greatest deficit overcome	-	-	-	-		-	3	-	3	3		3
Handedness/Grip	Right/						Right/					

### Game Progress

1	FRANKLIN Christopher (GUY)	*0	0	*1	2	*4	6	*7	8	*9	9	9
	HUMPHREYS Curtis (TTO)	0	*2	3	*4	4	*4	5	*6	7	*9	11
2	FRANKLIN Christopher (GUY)	0	*1	2	*4	6	*8	9	11			
	HUMPHREYS Curtis (TTO)	*0	1	*2	2	*2	2	*3	3			
3	FRANKLIN Christopher (GUY)	*0	2	*2	4	*5	6	*7	7	*7	8	8
	HUMPHREYS Curtis (TTO)	0	*0	2	*2	3	*4	5	*7	9	*10	11
4	FRANKLIN Christopher (GUY)	0	*2	3	*4	4	*5	6	*6	7	*8	8
	HUMPHREYS Curtis (TTO)	*0	0	*1	2	*4	5	*6	8	*9	10	11

### NOTES

"\*" denotes server. The "Greatest deficit overcome" only applies when the player ends up winning the game.

### LEGEND

MT Men's Team



## Detailed Team Match Results

Guyana (GUY) 1 - 3 Trinidad and Tobago (TTO)

**Match 2:** DAVID Paul (GUY) 0-3 ST. LOUIS Dexter (TTO)

Match Summary		Match	Game 1	Game 2	Game 3	Game 4	Game 5
DAVID Paul	GUY	0	6	7	8		
ST. LOUIS Dexter	TTO	3	11	11	11		
Duration		18min	5min	5min	5min		

Team Match No : MT66 Table : 4 Umpires : FRASER Margot (ENG) le PAGE Tim (GGY)

Player Statistics	DAVID Paul (GUY)						ST. LOUIS Dexter (TTO)					
	Game					Match	Game					Match
	1	2	3	4	5		1	2	3	4	5	
Points won	6	7	8			21	11	11	11			33
Biggest lead	1	-	1			1	5	5	4			5
Points won on own serve	2	4	3			9	5	5	5			15
Points lost on own serve	6	6	6			18	4	3	5			12
Most consecutive points won	1	3	2			3	4	4	3			4
Greatest deficit overcome	-	-	-			-	1	-	1			1
Handedness/Grip	Right/						Left/					

### Game Progress

1	DAVID Paul (GUY)	0	*1	2	*3	4	*5	5	*6	6	6	
	ST. LOUIS Dexter (TTO)	*0	1	*2	3	*4	5	*7	8	*10	11	
2	DAVID Paul (GUY)	*0	0	*0	2	*3	3	*4	5	*6	7	
	ST. LOUIS Dexter (TTO)	0	*2	4	*4	5	*7	8	*9	10	11	
3	DAVID Paul (GUY)	0	*1	2	*2	3	*3	4	*6	6	*8	8
	ST. LOUIS Dexter (TTO)	*0	1	*2	4	*5	7	*8	8	*10	10	11

### NOTES

"\*" denotes server. The "Greatest deficit overcome" only applies when the player ends up winning the game.

### LEGEND

MT Men's Team





## Detailed Team Match Results

Guyana (GUY) 1 - 3 Trinidad and Tobago (TTO)

**Match 3:** BRITTON Shamar (GUY) 3-1 WILSON Aaron (TTO)  
FRANKLIN Christopher ST. LOUIS Dexter

Match Summary		Match	Game 1	Game 2	Game 3	Game 4	Game 5
BRITTON Shamar / FRANKLIN C	GUY	3	11	12	7	11	
WILSON Aaron / ST. LOUIS D	TTO	1	9	10	11	1	
Duration		21min	5min	6min	4min	3min	

Team Match No : MT66 Table : 4 Umpires : FRASER Margot (ENG) le PAGE Tim (GGY)

Player Statistics	BRITTON S / FRANKLIN C (GUY)						WILSON A / ST. LOUIS D (TTO)					
	Game					Match	Game					Match
	1	2	3	4	5		1	2	3	4	5	
Points won	11	12	7	11		41	9	10	10	1		30
Biggest lead	4	2	-	10		10	2	4	4	-		4
Points won on own serve	7	5	3	6		21	6	4	5	1		16
Points lost on own serve	3	6	5	0		14	4	7	4	5		20
Most consecutive points won	4	5	3	9		9	5	3	4	1		5
Greatest deficit overcome	2	4	-	-		4	-	-	-	-		-
Handedness/Grip	Left/ - Right/						Right/ - Left/					

### Game Progress

1	BRITTON S / FRANKLIN C (GUY)	0	*-0	2	*-4	5	*-6	8	*-8	8	*-9	11		
	WILSON A / ST. LOUIS D (TTO)	*-0	2	*-2	2	*-3	4	*-4	6	*-8	9	9		
2	BRITTON S / FRANKLIN C (GUY)	*-0	0	*-1	3	*-3	4	*-5	5	*-7	8	*-10	11	12
	WILSON A / ST. LOUIS D (TTO)	0	*-2	3	*-3	5	*-6	7	*-9	9	*-10	10	*-10	10
3	BRITTON S / FRANKLIN C (GUY)	0	*-0	0	*-2	3	*-4	5	*-5	6	7			
	WILSON A / ST. LOUIS D (TTO)	0	2	*-4	4	*-5	6	*-7	9	*-10	11			
4	BRITTON S / FRANKLIN C (GUY)	*-0	2	*-3	5	*-7	9	11						
	WILSON A / ST. LOUIS D (TTO)	0	*-0	1	*-1	1	*-1	1						

### NOTES

"\*-." denotes first player of pair is server, "-\*" denotes second player of pair is server. The "Greatest deficit overcome" only applies when the pair ends up winning the game.

### LEGEND

MT Men's Team



### Detailed Team Match Results

Guyana (GUY) 1 - 3 Trinidad and Tobago (TTO)

**Match 4:** DAVID Paul (GUY) 1-3 WILSON Aaron (TTO)

Match Summary		Match	Game 1	Game 2	Game 3	Game 4	Game 5
DAVID Paul	GUY	1	6	11	6	3	
WILSON Aaron	TTO	3	11	4	11	11	
Duration		18min	4min	4min	4min	4min	

Team Match No : MT66 Table : 4 Umpires : FRASER Margot (ENG) le PAGE Tim (GGY)

Player Statistics	DAVID Paul (GUY)						WILSON Aaron (TTO)					
	Game					Match	Game					Match
	1	2	3	4	5		1	2	3	4	5	
Points won	6	11	6	3		26	11	4	11	10		36
Biggest lead	-	7	-	-		7	6	-	5	8		8
Points won on own serve	4	5	4	3		16	7	1	7	6		21
Points lost on own serve	4	3	4	4		15	2	6	2	0		10
Most consecutive points won	4	4	2	1		4	6	1	3	5		6
Greatest deficit overcome	-	-	-	-		-	-	-	-	-		-
Handedness/Grip	Right/						Right/					

#### Game Progress

1	DAVID Paul (GUY)	0	*0	0	*0	2	*4	4	*4	6	6
	WILSON Aaron (TTO)	*0	2	*4	6	*6	6	*8	10	*10	11
2	DAVID Paul (GUY)	*0	1	*3	4	*5	7	*9	10	11	
	WILSON Aaron (TTO)	0	*1	1	*2	3	*3	3	*4	4	
3	DAVID Paul (GUY)	0	*0	1	*1	3	*4	4	*5	6	6
	WILSON Aaron (TTO)	*0	2	*3	5	*5	6	*8	9	*10	11
4	DAVID Paul (GUY)	0	1	*1	2	*2	3	*3	3		
	WILSON Aaron (TTO)	0	*1	3	*4	6	*7	9	11		

#### NOTES

"\*" denotes server. The "Greatest deficit overcome" only applies when the player ends up winning the game.

#### LEGEND

MT Men's Team



### Detailed Team Match Results

#### Singapore (SIN) 3 - 1 England (ENG)

Team Match No : MT73 Table : 1 Umpires : DZIOBA Greg (CAN) ROBERTS Averil (AUS)

Match 1			Match	Game 1	Game 2	Game 3	Game 4	Game 5
A	ZHAN Jian	SIN	3	5	11	6	11	11
X	DRINKHALL Paul	ENG	2	11	5	11	7	2
Duration of Match 1			36min	5min	6min	7min	7min	6min

Match 2			Match	Game 1	Game 2	Game 3	Game 4	Game 5
B	GAO Ning	SIN	3	11	13	11		
Y	PITCHFORD Liam	ENG	0	9	11	3		
Duration of Match 2			24min	7min	9min	6min		

Match 3			Match	Game 1	Game 2	Game 3	Game 4	Game 5
C/B	LI H / GAO N	SIN	1	11	6	8	3	
Z/X	BAGGALEY A / DRINKHALL P	ENG	3	8	11	11	11	
Duration of Match 3			28min	6min	5min	7min	5min	

Match 4			Match	Game 1	Game 2	Game 3	Game 4	Game 5
A	ZHAN Jian	SIN	3	11	11	11		
Z	BAGGALEY Andrew	ENG	0	4	8	9		
Duration of Match 4			24min	5min	8min	8min		

Duration of Team Match	2h10min
------------------------	---------

Player Statistics	Singapore (SIN)					Team Match	England (ENG)					Team Match
	Match						Match					
	1	2	3	4	5		1	2	3	4	5	
Points won	43	35	27	33		138	36	23	41	21		121
Biggest lead	9	8	4	7		9	6	6	8	1		8
Points won on own serve	24	19	15	17		75	20	14	23	11		68
Points lost on own serve	16	9	18	10		53	19	16	12	16		63
Most consecutive points won	8	8	6	5		8	7	4	6	3		7
Greatest deficit overcome	-	6	3	1		6	2	-	4	-		4

**NOTES**

The "Greatest deficit overcome" only applies when the player/pair ends up winning the game.

**LEGEND**

MT Men's Team



## Detailed Team Match Results

Singapore (SIN) 3 - 1 England (ENG)

Match 1: ZHAN Jian (SIN) 3-2 DRINKHALL Paul (ENG)

Match Summary		Match	Game 1	Game 2	Game 3	Game 4	Game 5
ZHAN Jian	SIN	3	5	11	6	11	11
DRINKHALL Paul	ENG	2	11	5	11	7	2
	Duration	36min	5min	6min	7min	7min	6min

Team Match No : MT73 Table : 1 Umpires : DZIOBA Greg (CAN) ROBERTS Averil (AUS)

Player Statistics	ZHAN Jian (SIN)						DRINKHALL Paul (ENG)					
	Game					Match	Game					Match
	1	2	3	4	5		1	2	3	4	5	
Points won	5	11	6	10	11	43	11	5	11	7	2	36
Biggest lead	2	6	2	4	9	9	6	-	5	-	-	6
Points won on own serve	3	7	3	5	6	24	6	4	5	4	1	20
Points lost on own serve	5	1	6	3	1	16	2	4	3	5	5	19
Most consecutive points won	3	3	2	3	8	8	7	3	5	3	1	7
Greatest deficit overcome	-	-	-	-	-	-	2	-	2	-	-	2
Handedness/Grip	Right/Shakehand						Right/Shakehand					

### Game Progress

1	ZHAN Jian (SIN)	*0	2	*2	2	*2	3	*5	5	5	
	DRINKHALL Paul (ENG)	0	*0	2	*4	6	*7	7	*9	11	
2	ZHAN Jian (SIN)	0	*2	3	*3	5	*6	8	*9	11	
	DRINKHALL Paul (ENG)	*0	0	*1	3	*3	4	*4	5	5	
3	ZHAN Jian (SIN)	*0	2	*3	3	*4	4	*4	5	*6	6
	DRINKHALL Paul (ENG)	0	*0	1	*3	4	*6	8	*9	10	11
4	ZHAN Jian (SIN)	0	*1	2	*4	5	*5	7	*8	9	11
	DRINKHALL Paul (ENG)	0	1	*2	2	*3	5	*5	6	*7	7
5	ZHAN Jian (SIN)	*0	1	*3	5	*7	9	*10	11		
	DRINKHALL Paul (ENG)	0	*1	1	*1	1	*1	2	2		

### NOTES

"\*" denotes server. The "Greatest deficit overcome" only applies when the player ends up winning the game.

### LEGEND

MT Men's Team



## Detailed Team Match Results

Singapore (SIN) 3 - 1 England (ENG)

Match 2: GAO Ning (SIN) 3-0 PITCHFORD Liam (ENG)

Match Summary		Match	Game 1	Game 2	Game 3	Game 4	Game 5
GAO Ning	SIN	3	11	13	11		
PITCHFORD Liam	ENG	0	9	11	3		
Duration		24min	7min	9min	6min		

Team Match No : MT73 Table : 1 Umpires : DZIOBA Greg (CAN) ROBERTS Averil (AUS)

Player Statistics	GAO Ning (SIN)						PITCHFORD Liam (ENG)					
	Game					Match	Game					Match
	1	2	3	4	5		1	2	3	4	5	
Points won	11	13	11			35	9	11	3			23
Biggest lead	2	2	8			8	2	6	-			6
Points won on own serve	7	8	4			19	6	7	1			14
Points lost on own serve	3	4	2			9	4	5	7			16
Most consecutive points won	3	5	8			8	3	4	2			4
Greatest deficit overcome	2	6	-			6	-	-	-			-
Handedness/Grip	Right/Shakehand						Right/Shakehand					

### Game Progress

1	GAO Ning (SIN)	0	*1	2	*2	4	*5	6	*7	8	*9	11				
	PITCHFORD Liam (ENG)	*0	1	*2	4	*4	5	*6	7	*8	9	9				
2	GAO Ning (SIN)	*0	1	*1	2	*2	2	*4	6	*7	9	*10	11	*11	12	13
	PITCHFORD Liam (ENG)	0	*1	3	*4	6	*8	8	*8	9	*9	10	*10	11	*11	11
3	GAO Ning (SIN)	0	*1	3	*5	7	*9	9	11							
	PITCHFORD Liam (ENG)	*0	1	*1	1	*1	1	*3	3							

### NOTES

"\*" denotes server. The "Greatest deficit overcome" only applies when the player ends up winning the game.

### LEGEND

MT Men's Team



## Detailed Team Match Results

Singapore (SIN) 3 - 1 England (ENG)

**Match 3:** LI Hu (SIN) 1-3 BAGGALEY Andrew (ENG)  
GAO Ning DRINKHALL Paul

Match Summary		Match	Game 1	Game 2	Game 3	Game 4	Game 5
LI Hu / GAO N	SIN	1	11	6	8	3	
BAGGALEY Andrew / DRINKHALL P	ENG	3	8	11	11	11	
	Duration	28min	6min	5min	7min	5min	

Team Match No : MT73 Table : 1 Umpires : DZIOBA Greg (CAN) ROBERTS Averil (AUS)

Player Statistics	LI H / GAO N (SIN)						BAGGALEY A / DRINKHALL P (ENG)					
	Game					Match	Game					Match
	1	2	3	4	5		1	2	3	4	5	
Points won	11	6	7	3		27	8	11	11	11		41
Biggest lead	3	-	4	-		4	3	5	3	8		8
Points won on own serve	6	3	4	2		15	4	6	6	7		23
Points lost on own serve	4	5	5	4		18	5	3	3	1		12
Most consecutive points won	6	2	4	2		6	4	3	6	5		6
Greatest deficit overcome	3	-	-	-		3	-	-	4	-		4
Handedness/Grip	Right/Shakehand - Right/Shakehand						Right/Shakehand - Right/Shakehand					

### Game Progress

1	LI H / GAO N (SIN)	-*0	1	*-1	2	-*4	5	*-5	6	-*8	10	11
	BAGGALEY A / DRINKHALL P (ENG)	0	*-1	3	-*4	4	*-5	7	-*8	8	*-8	8
2	LI H / GAO N (SIN)	0	-*0	1	*-2	3	-*4	4	*-5	6	6	
	BAGGALEY A / DRINKHALL P (ENG)	*-0	2	*-3	4	*-5	6	*-8	9	*-10	11	
3	LI H / GAO N (SIN)	0	1	*-3	5	-*5	6	*-6	6	-*7	8	8
	BAGGALEY A / DRINKHALL P (ENG)	0	*-1	1	-*1	3	*-4	6	-*8	9	*-10	11
4	LI H / GAO N (SIN)	0	-*0	1	*-1	2	-*3	3	3			
	BAGGALEY A / DRINKHALL P (ENG)	*-0	2	*-3	5	*-6	7	-*9	11			

### NOTES

"\*-." denotes first player of pair is server, "-\*" denotes second player of pair is server. The "Greatest deficit overcome" only applies when the pair ends up winning the game.

### LEGEND

MT Men's Team



## Detailed Team Match Results

Singapore (SIN) 3 - 1 England (ENG)

Match 4: ZHAN Jian (SIN) 3-0 BAGGALEY Andrew (ENG)

Match Summary		Match	Game 1	Game 2	Game 3	Game 4	Game 5
ZHAN Jian	SIN	3	11	11	11		
BAGGALEY Andrew	ENG	0	4	8	9		
Duration		24min	5min	8min	8min		

Team Match No : MT73 Table : 1 Umpires : DZIOBA Greg (CAN) ROBERTS Averil (AUS)

Player Statistics	ZHAN Jian (SIN)						BAGGALEY Andrew (ENG)					
	Game					Match	Game					Match
	1	2	3	4	5		1	2	3	4	5	
Points won	11	11	11			33	4	8	9			21
Biggest lead	7	3	4			7	-	-	1			1
Points won on own serve	5	5	7			17	1	4	6			11
Points lost on own serve	3	4	3			10	6	6	4			16
Most consecutive points won	5	3	4			5	2	2	3			3
Greatest deficit overcome	-	-	1			1	-	-	-			-
Handedness/Grip	Right/Shakehand						Right/Shakehand					

### Game Progress

1	ZHAN Jian (SIN)	*0	2	*4	5	*7	7	*8	10	11		
	BAGGALEY Andrew (ENG)	0	*0	0	*1	1	*3	4	*4	4		
2	ZHAN Jian (SIN)	0	*1	3	*4	5	*6	7	*8	8	*10	11
	BAGGALEY Andrew (ENG)	*0	1	*1	2	*3	4	*5	6	*8	8	8
3	ZHAN Jian (SIN)	*0	2	*2	3	*4	6	*6	8	*10	10	11
	BAGGALEY Andrew (ENG)	0	*0	2	*3	4	*4	6	*6	6	*8	9

### NOTES

"\*" denotes server. The "Greatest deficit overcome" only applies when the player ends up winning the game.

### LEGEND

MT Men's Team



### Detailed Team Match Results

#### India (IND) 1 - 3 Nigeria (NGR)

Team Match No : MT72 Table : 1 Umpires : PURCELL Tom (ENG) MUDIBO Andrew (KEN)

Match 1			Match	Game 1	Game 2	Game 3	Game 4	Game 5
A	ACHANTA Sharath Kamal	IND	3	11	11	11		
X	TORIOLA Segun	NGR	0	9	5	7		
Duration of Match 1			22min	7min	7min	8min		

Match 2			Match	Game 1	Game 2	Game 3	Game 4	Game 5
B	DESAI Harmeet Rajul	IND	1	7	8	11	5	
Y	ARUNA Quadri	NGR	3	11	11	9	11	
Duration of Match 2			26min	5min	8min	8min	6min	

Match 3			Match	Game 1	Game 2	Game 3	Game 4	Game 5
C/B	ANTHONY ARPUTH / DESAI HR	IND	2	11	9	5	11	9
Z/X	ONAOLAPO O / TORIOLA S	NGR	3	3	11	11	9	11
Duration of Match 3			38min	4min	7min	5min	8min	8min

Match 4			Match	Game 1	Game 2	Game 3	Game 4	Game 5
A	ACHANTA Sharath Kamal	IND	1	9	11	7	5	
Z	ONAOLAPO Ojo	NGR	3	11	3	11	11	
Duration of Match 4			26min	6min	4min	6min	7min	

Duration of Team Match	2h7min
------------------------	--------

Player Statistics	India (IND)					Team Match	Nigeria (NGR)					Team Match
	Match						Match					
	1	2	3	4	5		1	2	3	4	5	
Points won	31	29	44	32		136	21	41	45	36		143
Biggest lead	6	2	8	8		8	2	6	6	7		7
Points won on own serve	16	17	24	15		72	10	24	23	17		74
Points lost on own serve	11	17	22	19		69	15	12	20	17		64
Most consecutive points won	5	4	7	4		7	3	5	6	7		7
Greatest deficit overcome	2	2	2	-		2	-	2	4	2		4

#### NOTES

The "Greatest deficit overcome" only applies when the player/pair ends up winning the game.

#### LEGEND

MT Men's Team





### Detailed Team Match Results

India (IND) 1 - 3 Nigeria (NGR)

Match 1: **ACHANTA Sharath Kamal (IND)** 3-0 **TORIOLA Segun (NGR)**

Match Summary		Match	Game 1	Game 2	Game 3	Game 4	Game 5
ACHANTA Sharath Kamal	IND	3	11	11	11		
TORIOLA Segun	NGR	0	9	5	7		
Duration		22min	7min	7min	8min		

Team Match No : MT72 Table : 1 Umpires : PURCELL Tom (ENG) MUDIBO Andrew (KEN)

Player Statistics	ACHANTA Sharath Kamal (IND)						TORIOLA Segun (NGR)					
	Game					Match	Game					Match
	1	2	3	4	5		1	2	3	4	5	
Points won	11	10	10			31	9	5	7			21
Biggest lead	3	6	6			6	2	-	-			2
Points won on own serve	5	4	7			16	4	1	5			10
Points lost on own serve	5	4	2			11	6	6	3			15
Most consecutive points won	4	4	5			5	3	2	3			3
Greatest deficit overcome	2	-	-			2	-	-	-			-
Handedness/Grip	Right/Shakehand						/Shakehand					

#### Game Progress

1	ACHANTA Sharath Kamal (IND)	*0	1	*2	2	*3	5	*7	8	*9	10	11
	TORIOLA Segun (NGR)	0	*1	2	*4	5	*5	5	*6	7	*8	9
2	ACHANTA Sharath Kamal (IND)	0	*2	3	*4	5	*7	7	*9	11		
	TORIOLA Segun (NGR)	0	0	*1	2	*3	3	*5	5	5		
3	ACHANTA Sharath Kamal (IND)	0	2	*2	4	*5	7	*9	10	*10	11	
	TORIOLA Segun (NGR)	0	*0	2	*2	3	*3	3	*4	6	7	

#### NOTES

"\*" denotes server. The "Greatest deficit overcome" only applies when the player ends up winning the game.

#### LEGEND

MT Men's Team



### Detailed Team Match Results

India (IND) 1 - 3 Nigeria (NGR)

**Match 2:** DESAI Harmeet Rajul (IND) 1-3 ARUNA Quadri (NGR)

Match Summary		Match	Game 1	Game 2	Game 3	Game 4	Game 5
DESAI Harmeet Rajul	IND	1	7	8	11	5	
ARUNA Quadri	NGR	3	11	11	9	11	
Duration		26min	5min	8min	8min	6min	

Team Match No : MT72 Table : 1 Umpires : PURCELL Tom (ENG) MUDIBO Andrew (KEN)

Player Statistics	DESAI Harmeet Rajul (IND)						ARUNA Quadri (NGR)					
	Game					Match	Game					Match
	1	2	3	4	5		1	2	3	4	5	
Points won	7	7	10	5		29	11	11	9	10		41
Biggest lead	2	2	2	-		2	4	3	2	6		6
Points won on own serve	4	4	6	3		17	7	6	5	6		24
Points lost on own serve	4	5	4	4		17	3	3	4	2		12
Most consecutive points won	2	2	4	1		4	5	4	3	3		5
Greatest deficit overcome	-	-	2	-		2	2	2	-	-		2
Handedness/Grip	Right/Shakehand						/Shakehand					

#### Game Progress

1	DESAI Harmeet Rajul (IND)	0	*1	3	*3	4	*5	6	*7	7	7	
	ARUNA Quadri (NGR)	*0	1	*1	3	*4	5	*6	7	*9	11	
2	DESAI Harmeet Rajul (IND)	0	2	*2	3	*4	5	*6	6	*7	8	8
	ARUNA Quadri (NGR)	0	*0	2	*3	4	*5	6	*8	9	*10	11
3	DESAI Harmeet Rajul (IND)	0	*1	2	*2	3	*5	7	*8	8	*9	11
	ARUNA Quadri (NGR)	0	1	*2	4	*5	5	*5	6	*8	9	9
4	DESAI Harmeet Rajul (IND)	0	0	*1	2	*2	3	*4	5	5	5	
	ARUNA Quadri (NGR)	0	*2	3	*4	6	*7	8	*9	11	11	

#### NOTES

"\*" denotes server. The "Greatest deficit overcome" only applies when the player ends up winning the game.

#### LEGEND

MT Men's Team



## Detailed Team Match Results

India (IND) 1 - 3 Nigeria (NGR)

**Match 3:** ANTHONY ARPUTHARAJ Amalraj (IND) 2-3 ONAOLAPO Ojo (NGR)  
DESAI Harmmeet Rajul TORIOLA Segun

Match Summary		Match	Game 1	Game 2	Game 3	Game 4	Game 5
ANTHONY ARPUTH / DESAI HR	IND	2	11	9	5	11	9
ONAOLAPO Ojo / TORIOLA S	NGR	3	3	11	11	9	11
Duration		38min	4min	7min	5min	8min	8min

Team Match No : MT72 Table : 1 Umpires : PURCELL Tom (ENG) MUDIBO Andrew (KEN)

Player Statistics	ANTHONY ARPUTHARAJ / DESAI HR (IND)						ONAOLAPO O / TORIOLA S (NGR)					
	Game					Match	Game					Match
	1	2	3	4	5		1	2	3	4	5	
Points won	11	9	5	10	9	44	3	11	11	9	11	45
Biggest lead	8	4	-	3	2	8	-	2	6	2	3	6
Points won on own serve	7	4	3	6	4	24	2	5	6	5	5	23
Points lost on own serve	1	6	5	4	6	22	4	5	2	4	5	20
Most consecutive points won	7	5	2	3	2	7	2	6	5	4	5	6
Greatest deficit overcome	-	-	-	2	-	2	-	4	-	-	2	4
Handedness/Grip	Right/Shakehand - Right/Shakehand						/Shakehand - /Shakehand					

### Game Progress

1	ANTHONY ARPUTHARAJ / DESAI HR (IND)	-*0	2	*-3	4	-*5	7	*-9	11			
	ONAOLAPO O / TORIOLA S (NGR)	0	*-0	1	-*2	3	*-3	3	3			
2	ANTHONY ARPUTHARAJ / DESAI HR (IND)	0	*-1	3	*-4	4	-*5	7	*-9	9	-*9	9
	ONAOLAPO O / TORIOLA S (NGR)	*-0	1	*-1	2	*-4	5	-*5	5	*-7	9	11
3	ANTHONY ARPUTHARAJ / DESAI HR (IND)	-*0	1	*-1	1	-*2	3	*-4	5	5		
	ONAOLAPO O / TORIOLA S (NGR)	0	*-1	3	-*5	6	*-7	8	-*9	11		
4	ANTHONY ARPUTHARAJ / DESAI HR (IND)	0	-*2	3	*-3	4	-*5	5	*-6	8	-*9	11
	ONAOLAPO O / TORIOLA S (NGR)	0	0	*-1	3	*-4	5	-*7	8	*-8	9	9
5	ANTHONY ARPUTHARAJ / DESAI HR (IND)	-*0	1	*-2	3	-*5	6	*-6	6	-*7	8	9
	ONAOLAPO O / TORIOLA S (NGR)	0	*-1	2	-*3	3	*-4	6	-*8	9	*-10	11

### NOTES

"\*-." denotes first player of pair is server, "-\*" denotes second player of pair is server. The "Greatest deficit overcome" only applies when the pair ends up winning the game.

### LEGEND

MT Men's Team



## Detailed Team Match Results

India (IND) 1 - 3 Nigeria (NGR)

**Match 4:** ACHANTA Sharath Kamal (IND) 1-3 ONAOLAPO Ojo (NGR)

Match Summary		Match	Game 1	Game 2	Game 3	Game 4	Game 5
ACHANTA Sharath Kamal	IND	1	9	11	7	5	
ONAOLAPO Ojo	NGR	3	11	3	11	11	
Duration		26min	6min	4min	6min	7min	

Team Match No : MT72 Table : 1 Umpires : PURCELL Tom (ENG) MUDIBO Andrew (KEN)

Player Statistics	ACHANTA Sharath Kamal (IND)						ONAOLAPO Ojo (NGR)					
	Game					Match	Game					Match
	1	2	3	4	5		1	2	3	4	5	
Points won	9	11	7	5		32	11	3	11	11		36
Biggest lead	2	8	1	-		8	2	-	4	7		7
Points won on own serve	4	4	5	2		15	5	1	6	5		17
Points lost on own serve	6	2	5	6		19	5	7	2	3		17
Most consecutive points won	2	4	2	4		4	3	1	3	7		7
Greatest deficit overcome	-	-	-	-		-	2	-	1	-		2
Handedness/Grip	Right/Shakehand						/Shakehand					

### Game Progress

1	ACHANTA Sharath Kamal (IND)	*0	2	*3	3	*4	4	*5	6	*8	9	9
	ONAOLAPO Ojo (NGR)	0	*0	1	*3	4	*6	7	*8	8	*9	11
2	ACHANTA Sharath Kamal (IND)	0	*2	3	*5	6	*7	9	11			
	ONAOLAPO Ojo (NGR)	*0	0	*1	1	*2	3	*3	3			
3	ACHANTA Sharath Kamal (IND)	*0	1	*2	2	*3	5	*5	6	*6	7	
	ONAOLAPO Ojo (NGR)	0	*1	2	*4	5	*5	7	*8	10	11	
4	ACHANTA Sharath Kamal (IND)	0	*1	1	*1	1	*2	4	*5	5		
	ONAOLAPO Ojo (NGR)	*0	1	*3	5	*7	8	*8	9	11		

### NOTES

"\*" denotes server. The "Greatest deficit overcome" only applies when the player ends up winning the game.

### LEGEND

MT Men's Team



## Detailed Team Match Results

### Trinidad and Tobago (TTO) 3 - 0 Ghana (GHA)

Team Match No : MT69 Table : 5 Umpires : BROWN Charles (SCO) COCHRANE Dave (ENG)

Match 1			Match	Game 1	Game 2	Game 3	Game 4	Game 5
A	HUMPHREYS Curtis	TTO	3	9	11	11	11	
X	COMMEY Emmanuel	GHA	1	11	7	2	9	
Duration of Match 1			20min	5min	4min	4min	5min	

Match 2			Match	Game 1	Game 2	Game 3	Game 4	Game 5
B	ST. LOUIS Dexter	TTO	3	11	11	11		
Y	LARTEY Felix	GHA	0	5	9	7		
Duration of Match 2			15min	4min	5min	5min		

Match 3			Match	Game 1	Game 2	Game 3	Game 4	Game 5
C/A	WILSON A / HUMPHREYS C	TTO	3	12	6	11	9	11
Z/Y	ABREFA D / LARTEY F	GHA	2	10	11	8	11	7
Duration of Match 3			27min	5min	4min	4min	4min	5min

Duration of Team Match	1h12min
------------------------	---------

Player Statistics	Trinidad and Tobago (TTO)					Ghana (GHA)						
	Match					Team Match	Match					Team Match
	1	2	3	4	5		1	2	3	4	5	
Points won	42	33	48			123	29	21	47			97
Biggest lead	9	6	4			9	4	2	5			5
Points won on own serve	20	19	22			61	14	12	23			49
Points lost on own serve	15	9	24			48	22	14	26			62
Most consecutive points won	8	4	4			8	4	2	5			5
Greatest deficit overcome	4	2	3			4	2	-	1			2

#### NOTES

The "Greatest deficit overcome" only applies when the player/pair ends up winning the game.

#### LEGEND

MT Men's Team



## Detailed Team Match Results

Trinidad and Tobago (TTO) 3 - 0 Ghana (GHA)

Match 1: HUMPHREYS Curtis (TTO) 3-1 COMMEY Emmanuel (GHA)

Match Summary		Match	Game 1	Game 2	Game 3	Game 4	Game 5
HUMPHREYS Curtis	TTO	3	9	11	11	11	
COMMEY Emmanuel	GHA	1	11	7	2	9	
	Duration	20min	5min	4min	4min	5min	

Team Match No : MT69 Table : 5 Umpires : BROWN Charles (SCO) COCHRANE Dave (ENG)

Player Statistics	HUMPHREYS Curtis (TTO)						COMMEY Emmanuel (GHA)					
	Game					Match	Game					Match
	1	2	3	4	5		1	2	3	4	5	
Points won	9	11	11	11		42	11	7	2	9		29
Biggest lead	2	4	9	2		9	4	3	1	4		4
Points won on own serve	4	4	5	7		20	5	3	0	6		14
Points lost on own serve	6	4	2	3		15	5	7	6	4		22
Most consecutive points won	3	5	8	4		8	4	4	1	3		4
Greatest deficit overcome	-	3	1	4		4	2	-	-	-		2
Handedness/Grip	Right/						Left/					

### Game Progress

1	HUMPHREYS Curtis (TTO)	*0	2	*3	3	*4	5	*5	5	*7	8	9
	COMMEY Emmanuel (GHA)	0	*0	1	*3	4	*5	7	*9	9	*10	11
2	HUMPHREYS Curtis (TTO)	0	*2	2	*3	3	*4	6	*7	9	11	
	COMMEY Emmanuel (GHA)	*0	0	*2	3	*5	6	*6	7	*7	7	
3	HUMPHREYS Curtis (TTO)	*0	1	*3	4	*6	8	*10	11			
	COMMEY Emmanuel (GHA)	0	*1	1	*2	2	*2	2	2			
4	HUMPHREYS Curtis (TTO)	0	*0	1	*2	3	*3	4	*6	8	*9	11
	COMMEY Emmanuel (GHA)	*0	2	*3	4	*5	7	*8	8	*8	9	9

### NOTES

"\*" denotes server. The "Greatest deficit overcome" only applies when the player ends up winning the game.

### LEGEND

MT Men's Team



## Detailed Team Match Results

Trinidad and Tobago (TTO) 3 - 0 Ghana (GHA)

Match 2: ST. LOUIS Dexter (TTO) 3-0 LARTEY Felix (GHA)

Match Summary		Match	Game 1	Game 2	Game 3	Game 4	Game 5
ST. LOUIS Dexter	TTO	3	11	11	11		
LARTEY Felix	GHA	0	5	9	7		
	Duration	15min	4min	5min	5min		

Team Match No : MT69 Table : 5 Umpires : BROWN Charles (SCO) COCHRANE Dave (ENG)

Player Statistics	ST. LOUIS Dexter (TTO)						LARTEY Felix (GHA)					
	Game					Match	Game					Match
	1	2	3	4	5		1	2	3	4	5	
Points won	11	11	11			33	5	9	7			21
Biggest lead	6	3	4			6	-	2	1			2
Points won on own serve	5	7	7			19	2	6	4			12
Points lost on own serve	3	3	3			9	6	4	4			14
Most consecutive points won	4	4	3			4	2	2	1			2
Greatest deficit overcome	-	2	1			2	-	-	-			-
Handedness/Grip	Left/						Right/					

### Game Progress

1	ST. LOUIS Dexter (TTO)	*0	2	*3	4	*5	7	*9	9	11		
	LARTEY Felix (GHA)	0	*0	1	*2	3	*3	3	*5	5		
2	ST. LOUIS Dexter (TTO)	0	*0	2	*3	4	*5	7	*8	9	*10	11
	LARTEY Felix (GHA)	*0	2	*2	3	*4	5	*5	6	*7	8	9
3	ST. LOUIS Dexter (TTO)	*0	1	*2	3	*4	5	*6	8	*9	11	
	LARTEY Felix (GHA)	0	*1	2	*3	4	*5	6	*6	7	7	

### NOTES

"\*" denotes server. The "Greatest deficit overcome" only applies when the player ends up winning the game.

### LEGEND

MT Men's Team



## Detailed Team Match Results

Trinidad and Tobago (TTO) 3 - 0 Ghana (GHA)

**Match 3:** **WILSON Aaron (TTO)** 3-2 **ABREFA Derek (GHA)**  
**HUMPHREYS Curtis** **LARTEY Felix**

Match Summary		Match	Game 1	Game 2	Game 3	Game 4	Game 5
WILSON Aaron / HUMPHREYS C	TTO	3	12	6	11	9	11
ABREFA Derek / LARTEY F	GHA	2	10	11	8	11	7
Duration		27min	5min	4min	4min	4min	5min

Team Match No : MT69 Table : 5 Umpires : BROWN Charles (SCO) COCHRANE Dave (ENG)

Player Statistics	WILSON A / HUMPHREYS C (TTO)						ABREFA D / LARTEY F (GHA)					
	Game					Match	Game					Match
	1	2	3	4	5		1	2	3	4	5	
Points won	12	6	10	9	11	48	10	11	8	11	7	47
Biggest lead	2	1	4	1	4	4	3	5	-	3	1	5
Points won on own serve	5	4	5	5	3	22	4	6	4	6	3	23
Points lost on own serve	6	5	4	5	4	24	7	2	5	4	8	26
Most consecutive points won	4	3	3	3	4	4	3	5	2	3	3	5
Greatest deficit overcome	3	-	-	-	1	3	-	1	-	1	-	1
Handedness/Grip	Right/ - Right/						Right/ - Right/					

### Game Progress

1	WILSON A / HUMPHREYS C (TTO)	0	*0	1	*2	4	*6	6	*8	8	*9	10	*11	12
	ABREFA D / LARTEY F (GHA)	*0	2	*3	4	*4	4	*6	6	*8	9	*10	10	10
2	WILSON A / HUMPHREYS C (TTO)	*0	1	*1	3	*4	5	*6	6	*6	6			
	ABREFA D / LARTEY F (GHA)	0	*1	3	*3	4	*5	6	*8	10	11			
3	WILSON A / HUMPHREYS C (TTO)	0	*1	3	*4	5	*7	7	*8	9	*10	11		
	ABREFA D / LARTEY F (GHA)	0	1	*1	2	*3	3	*5	6	*7	8	8		
4	WILSON A / HUMPHREYS C (TTO)	*0	1	*2	2	*3	4	*5	7	*7	8	9		
	ABREFA D / LARTEY F (GHA)	0	*1	2	*4	5	*6	7	*7	9	*10	11		
5	WILSON A / HUMPHREYS C (TTO)	0	*1	3	*4	5	*6	6	*8	9	11			
	ABREFA D / LARTEY F (GHA)	*0	1	*1	2	*3	4	*6	6	*7	7			

### NOTES

"\*-." denotes first player of pair is server, "-\*" denotes second player of pair is server. The "Greatest deficit overcome" only applies when the pair ends up winning the game.

### LEGEND

MT Men's Team





## Entry List by Event

As of TUE 22 JUL 2014

CGA	Name	Date of Birth
AUS - Australia	DEDERKO Zhenhua	17 SEP 1977
	LAY Jian Fang	6 MAR 1973
	MIAO Miao	14 JAN 1981
	TAPPER Melissa	1 MAR 1990
	ZHANG Ziyu	10 DEC 1990
BAR - Barbados	FELIX Sherrice	2 NOV 1988
	HARVEY Krystle	24 OCT 1984
	RILEY Anthonette	20 APR 1998
CAN - Canada	GUO Betty	2 SEP 1997
	LUO Anqi	26 AUG 1996
	ZHANG Mo	17 JAN 1989
ENG - England	DRINKHALL Joanna	10 JUN 1987
	HICKS Hannah	29 APR 1991
	HO Tin-Tin	3 SEP 1998
	le FEVRE Karina	17 JUL 1993
	SIBLEY Kelly	21 MAY 1988
GHA - Ghana	ADOM AMANKWAA Mareen	18 NOV 1997
	ANNOR Lynda	2 JAN 1988
	BAAH-DANSO Celia	24 JUN 1992
	BORQUAYE Bernice	26 SEP 1992
	KWABI Cynthia	30 JUL 1993
GUY - Guyana	BLAKE Jody-Ann	27 JAN 1986
	CUMMINGS Natalie	13 APR 1989
	EDGHILL Chelsea	6 JUL 1997
	LOWE Trenace	3 OCT 1991
IND - India	BATRA Manika	15 JUN 1995
	DAS Ankita	17 JUL 1993
	GHATAK Poulomi	3 JAN 1983
	KUMARESAN Shamini	20 FEB 1988
	PATKAR Madhurika Suhas	10 APR 1987
JAM - Jamaica	CARNEY Kaydian	22 NOV 1979
	CLARE Shenique	22 JAN 1989
	FOSTER Yvonne	22 MAR 1993
	LEWIS Dadrian	21 DEC 2000
KEN - Kenya	NJANI Della Mgenya	16 APR 1994
	SHAH Jinita Azad Kumar	29 JUN 1983
	THAKKAR Sejal Dipan	5 MAY 1975



<b>CGA</b>	<b>Name</b>	<b>Date of Birth</b>
MAS - Malaysia	LEE WEI Beh	12 APR 1983
	ROU YOU Lee	1 APR 1995
	SOCK KHIM Ng	26 FEB 1984
	YING Ho	9 MAY 1995
MRI - Mauritius	CHOWREE Isabelle	8 MAR 1996
	GUKHOOL Widaad	2 JAN 1994
	WONG YUEN KWONG Deborah	22 JUN 1993
NGR - Nigeria	AKPAN Cecilia	13 JUN 1986
	EDEM Offiong	31 DEC 1986
	OGUNDELE Ganiat	14 MAY 1986
	OGUNDELE Rashidat	24 DEC 1989
	OSHONAIKE Olufunke	28 OCT 1975
NIR - Northern Ireland	GIVAN Ashley	23 AUG 1995
	LUDLOW Emma	3 OCT 1996
	LYNCH-DAWSON Hannah	13 OCT 1997
	MOGEY Amanda	10 JAN 1986
NZL - New Zealand	HUNG Jenny	23 MAR 1991
	LI Chunli	28 FEB 1962
	LI Karen	19 SEP 1977
	SUN Yang	6 FEB 1983
	YANG Annie	23 JUL 1982
PNG - Papua New Guinea	CHRIS Idau	5 MAY 1992
	LOHIA Geru	9 FEB 2000
	LOI Maryanne	20 JUN 1990
	LOI Samantha	22 NOV 1991
	TONGIA Eileen	24 SEP 1997
SCO - Scotland	EDWARDS Gillian	23 MAY 1983
	FLAWS Lynda	6 APR 1993
	WHITAKER Corinna	6 JUL 1990
SIN - Singapore	FENG Tianwei	31 AUG 1986
	LI Isabelle	28 AUG 1994
	LIN Ye	1 FEB 1996
	YU Mengyu	18 AUG 1989
	ZHOU Yihan	30 JAN 1994



CGA	Name	Date of Birth
SRI - Sri Lanka	FERNANDO Chamathsara	13 FEB 1999
	MADURANGI Ishara	27 MAY 1990
	PIUMILA Hansani	23 MAY 2000
	WARUSAWITHANA Erandi	6 JAN 1995
TAN - United Republic of Tanzania	MOHAMED Mwamvita Abdu	5 MAR 1988
	MWAISYULA Neema Dennis	1 AUG 1991
	NGODOKI Agnes Wiron	15 FEB 1976
TTO - Trinidad and Tobago	CHUNG Rheann	27 MAR 1985
	EDWARDS Aleena	1 FEB 1980
	QUASHIE Ashley	4 SEP 1992
	SPICER Catherine	3 FEB 1995
VAN - Vanuatu	ABEL Roanna	2 MAY 1998
	ABEL Rosanna	2 MAY 1998
	LULU Anolyn	3 JAN 1979
	MATARIKI Pareina	13 FEB 1992
WAL - Wales	CAREY Charlotte	11 JUN 1996
	OWEN Naomi	3 JUN 1988
	PHILLIPS Angharad	15 MAR 1994
	PHILLIPS Megan	15 MAR 1994
	THOMAS Chloe	23 APR 1994

**NOTES**

All changes are available in INFO



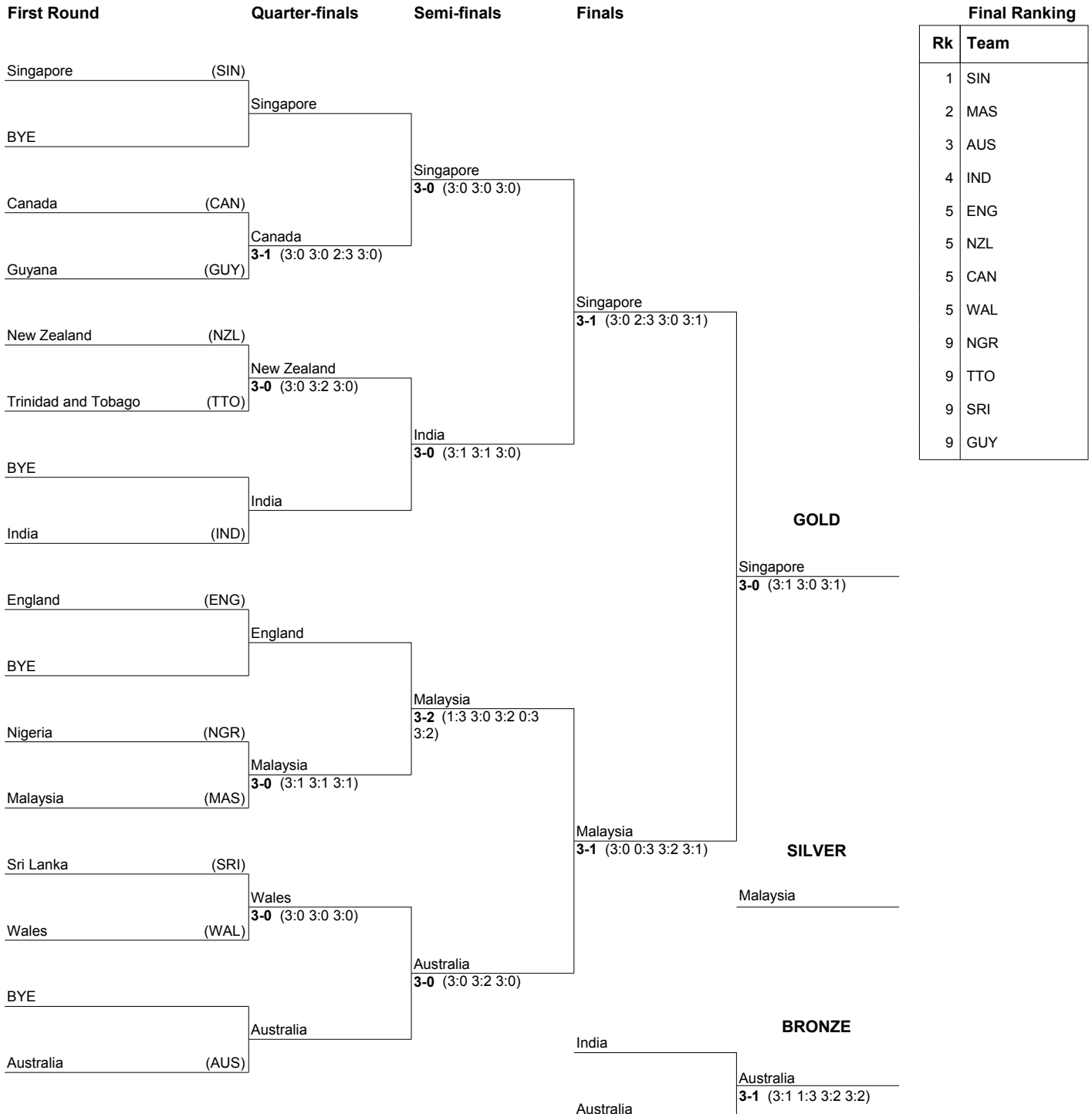
## Draw

QUALIFIED FROM GROUPS				
Group	Rk	Team	CGA	Match Points
1	1	Singapore	SIN	4
2	1	Australia	AUS	4
3	1	England	ENG	6
4	1	India	IND	6
5	1	New Zealand	NZL	6
6	1	Malaysia	MAS	6
1	2	Sri Lanka	SRI	3
2	2	Guyana	GUY	3
3	2	Trinidad&Tobago	TTO	5
4	2	Nigeria	NGR	5
5	2	Wales	WAL	5
6	2	Canada	CAN	5

CLASSIFICATION KNOCK-OUT				
Group	Rk	Team	CGA	Match Points
1	3	N. Ireland	NIR	2
2	3	Scotland	SCO	2
3	3	Ghana	GHA	4
4	3	Barbados	BAR	4
5	3	Mauritius	MRI	4
6	3	Jamaica	JAM	4
3	4	UR Tanzania	TAN	3
4	4	Kenya	KEN	3
5	4	Vanuatu	VAN	3
6	4	Papua N Guinea	PNG	3



**Draw**





**Draw**

**Classification**

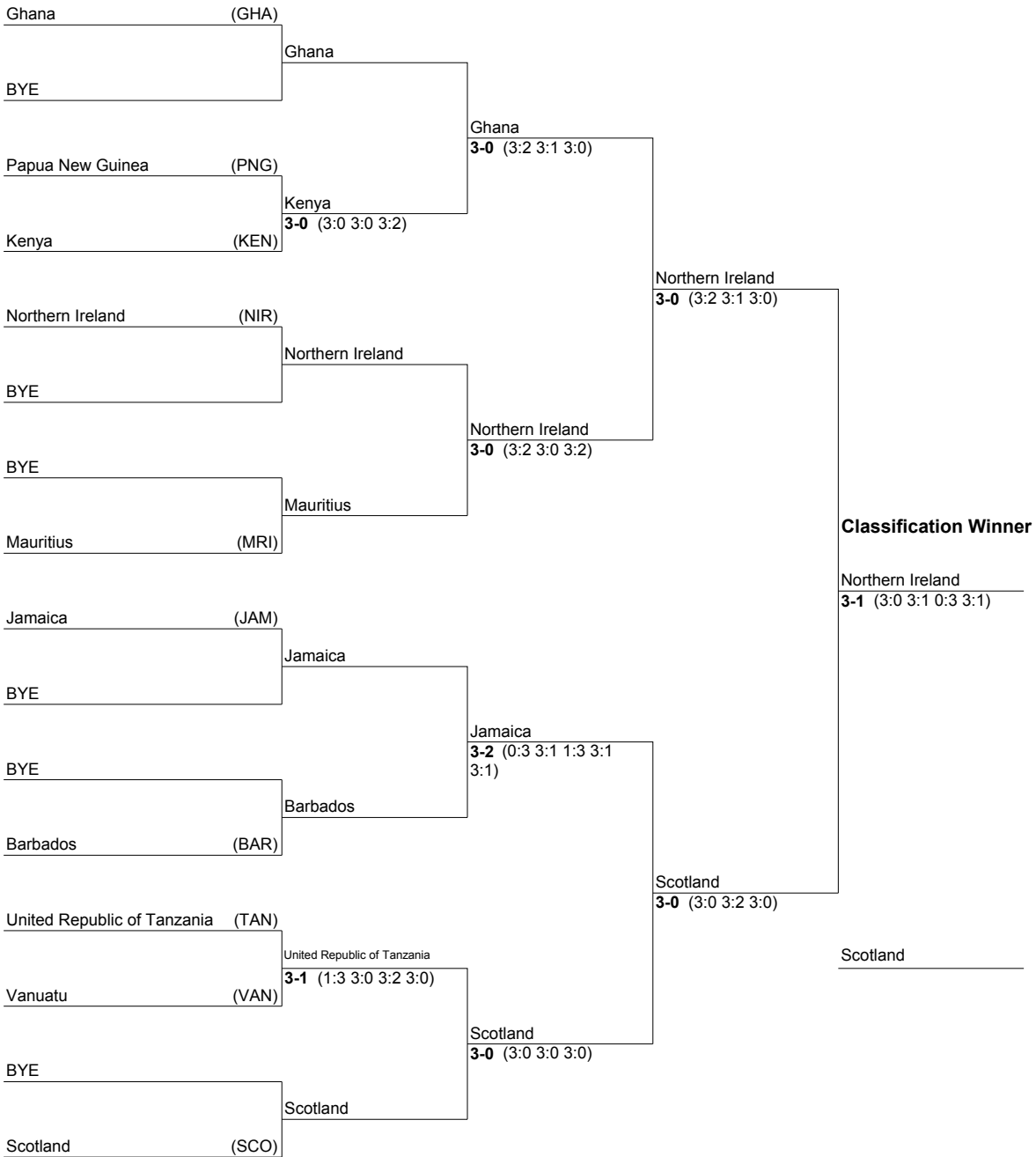
**First Round**

**Quarter-finals**

**Semi-finals**

**Final**

**Final Ranking**



Rk	Team
13	NIR
14	SCO
15	GHA
15	JAM
17	BAR
17	MRI
17	TAN
17	KEN
21	VAN
21	PNG



## Detailed Team Match Results

### Northern Ireland (NIR) 1 - 3 Sri Lanka (SRI)

Team Match No : WT21 Table : 3 Umpires : BROWN Charles (SCO) COCHRANE Dave (ENG)

Match 1			Match	Game 1	Game 2	Game 3	Game 4	Game 5
A	MOGEY Amanda	NIR	2	8	10	12	11	11
X	PIUMILA Hansani	SRI	3	11	12	10	8	13
Duration of Match 1			42min	5min	7min	8min	7min	10min

Match 2			Match	Game 1	Game 2	Game 3	Game 4	Game 5
B	GIVAN Ashley	NIR	1	11	9	8	9	
Y	MADURANGI Ishara	SRI	3	6	11	11	11	
Duration of Match 2			28min	4min	6min	7min	8min	

Match 3			Match	Game 1	Game 2	Game 3	Game 4	Game 5
C/A	LYNCH-DAWSON H / MOGEY A	NIR	3	11	5	11	3	11
Z/X	WARUSAWITHANA E / PIUMILA H	SRI	2	9	11	9	11	7
Duration of Match 3			34min	6min	5min	7min	4min	8min

Match 4			Match	Game 1	Game 2	Game 3	Game 4	Game 5
B	GIVAN Ashley	NIR	0	6	6	11		
Z	WARUSAWITHANA Erandi	SRI	3	11	11	13		
Duration of Match 4			19min	5min	5min	7min		

Duration of Team Match	2h20min
------------------------	---------

Player Statistics	Northern Ireland (NIR)					Team Match	Sri Lanka (SRI)					Team Match
	Match						Match					
	1	2	3	4	5		1	2	3	4	5	
Points won	52	37	41	23		153	54	39	46	35		174
Biggest lead	3	5	4	3		5	3	3	8	5		8
Points won on own serve	25	21	21	15		82	26	23	23	21		93
Points lost on own serve	28	16	23	14		81	27	16	20	8		71
Most consecutive points won	5	5	4	3		5	5	4	7	8		8
Greatest deficit overcome	1	1	3	-		3	3	3	1	3		3

#### NOTES

The "Greatest deficit overcome" only applies when the player/pair ends up winning the game.

#### LEGEND

WT Women's Team



## Detailed Team Match Results

Northern Ireland (NIR) 1 - 3 Sri Lanka (SRI)

Match 1: MOGEY Amanda (NIR) 2-3 PIUMILA Hansani (SRI)

Match Summary		Match	Game 1	Game 2	Game 3	Game 4	Game 5
MOGEY Amanda	NIR	2	8	10	12	11	11
PIUMILA Hansani	SRI	3	11	12	10	8	13
Duration		42min	5min	7min	8min	7min	10min

Team Match No : WT21 Table : 3 Umpires : BROWN Charles (SCO) COCHRANE Dave (ENG)

Player Statistics	MOGEY Amanda (NIR)						PIUMILA Hansani (SRI)					
	Game					Match	Game					Match
	1	2	3	4	5		1	2	3	4	5	
Points won	8	10	12	11	11	52	11	12	10	8	13	54
Biggest lead	2	3	3	3	2	3	3	2	1	1	3	3
Points won on own serve	5	4	6	5	5	25	6	5	5	4	6	26
Points lost on own serve	5	7	5	4	7	28	3	6	6	6	6	27
Most consecutive points won	2	3	3	4	5	5	5	4	4	3	3	5
Greatest deficit overcome	-	-	1	1	-	1	2	3	-	-	2	3
Handedness/Grip	Right/						Right/					

### Game Progress

1	MOGEY Amanda (NIR)	*0	1	*2	4	*5	6	*6	6	*7	8	8				
	PIUMILA Hansani (SRI)	0	*1	2	*2	3	*4	6	*8	9	*10	11				
2	MOGEY Amanda (NIR)	0	*2	3	*4	5	*6	6	*7	8	*9	10	*10	10		
	PIUMILA Hansani (SRI)	*0	0	*1	2	*3	4	*6	7	*8	9	*10	11	12		
3	MOGEY Amanda (NIR)	*0	2	*2	3	*5	6	*7	8	*9	9	*10	11	12		
	PIUMILA Hansani (SRI)	0	*0	2	*3	3	*4	5	*6	7	*9	10	*10	10		
4	MOGEY Amanda (NIR)	0	*1	2	*4	5	*6	7	*7	8	*10	11				
	PIUMILA Hansani (SRI)	*0	1	*2	2	*3	4	*5	7	*8	8	8				
5	MOGEY Amanda (NIR)	*0	0	*1	3	*5	6	*7	7	*8	9	*10	11	*11	11	11
	PIUMILA Hansani (SRI)	0	*2	3	*3	3	*4	5	*7	8	*9	10	*10	11	*12	13

### NOTES

"\*" denotes server. The "Greatest deficit overcome" only applies when the player ends up winning the game.

### LEGEND

WT Women's Team





## Detailed Team Match Results

Northern Ireland (NIR) 1 - 3 Sri Lanka (SRI)

**Match 2:** GIVAN Ashley (NIR) 1-3 MADURANGI Ishara (SRI)

Match Summary		Match	Game 1	Game 2	Game 3	Game 4	Game 5
GIVAN Ashley	NIR	1	11	9	8	9	
MADURANGI Ishara	SRI	3	6	11	11	11	
Duration		28min	4min	6min	7min	8min	

Team Match No : WT21 Table : 3 Umpires : BROWN Charles (SCO) COCHRANE Dave (ENG)

Player Statistics	GIVAN Ashley (NIR)						MADURANGI Ishara (SRI)					
	Game					Match	Game					Match
	1	2	3	4	5		1	2	3	4	5	
Points won	11	9	8	9		37	6	11	11	11		39
Biggest lead	5	3	1	1		5	1	2	3	3		3
Points won on own serve	6	7	3	5		21	4	8	5	6		23
Points lost on own serve	2	3	6	5		16	5	2	5	4		16
Most consecutive points won	5	3	3	2		5	3	4	3	3		4
Greatest deficit overcome	1	-	-	-		1	-	3	1	1		3
Handedness/Grip	Right/						Right/					

### Game Progress

1	GIVAN Ashley (NIR)	0	*1	3	*3	4	*6	8	*9	10	11	
	MADURANGI Ishara (SRI)	*0	1	*1	3	*4	4	*4	5	*6	6	
2	GIVAN Ashley (NIR)	*0	2	*2	4	*4	6	*7	8	*8	8	9
	MADURANGI Ishara (SRI)	0	*0	2	*2	4	*4	5	*6	8	*10	11
3	GIVAN Ashley (NIR)	0	*0	1	*2	4	*5	5	*7	7	*8	8
	MADURANGI Ishara (SRI)	*0	2	*3	4	*4	5	*7	7	*9	10	11
4	GIVAN Ashley (NIR)	*0	1	*1	2	*3	4	*5	7	*8	8	9
	MADURANGI Ishara (SRI)	0	*1	3	*4	5	*6	7	*7	8	*10	11

### NOTES

"\*" denotes server. The "Greatest deficit overcome" only applies when the player ends up winning the game.

### LEGEND

WT Women's Team



## Detailed Team Match Results

Northern Ireland (NIR) **1 - 3** Sri Lanka (SRI)

**Match 3:** **LYNCH-DAWSON Hannah (NIR)** **3-2** **WARUSAWITHANA Erandi (SRI)**  
**MOGEY Amanda** **PIUMILA Hansani**

Match Summary		Match	Game 1	Game 2	Game 3	Game 4	Game 5
<b>LYNCH-DAWSON Hannah / MOGEY A</b>	NIR	<b>3</b>	11	5	11	3	11
<b>WARUSAWITHANA Erandi / PIUMILA H</b>	SRI	<b>2</b>	9	11	9	11	7
Duration		<b>34min</b>	6min	5min	7min	4min	8min

Team Match No : WT21 Table : 3 Umpires : BROWN Charles (SCO) COCHRANE Dave (ENG)

Player Statistics	LYNCH-DAWSON H / MOGEY A (NIR)						WARUSAWITHANA E / PIUMILA H (SRI)					
	Game					Match	Game					Match
	1	2	3	4	5		1	2	3	4	5	
Points won	11	5	11	3	11	<b>41</b>	9	11	9	10	7	<b>46</b>
Biggest lead	2	1	3	-	4	<b>4</b>	3	6	-	8	1	<b>8</b>
Points won on own serve	5	3	4	2	7	<b>21</b>	4	6	3	6	4	<b>23</b>
Points lost on own serve	5	5	6	4	3	<b>23</b>	6	2	7	1	4	<b>20</b>
Most consecutive points won	4	3	3	1	4	<b>4</b>	2	7	2	5	4	<b>7</b>
Greatest deficit overcome	3	-	-	-	1	<b>3</b>	-	1	-	-	-	<b>1</b>
Handedness/Grip	Right/ - Right/						Right/ - Right/					

### Game Progress

1	<b>LYNCH-DAWSON Hannah (NIR)</b>	-*0	0	*-1	2	-*3	4	*-5	7	-*9	10	<b>11</b>
	WARUSAWITHANA Erandi (SRI)	0	-*2	3	*-4	5	-*6	7	*-7	7	-*8	<b>9</b>
2	<b>LYNCH-DAWSON H / MOGEY A (NIR)</b>	0	-*0	1	*-2	4	-*5	5	*-5	<b>5</b>		
	<b>WARUSAWITHANA E / PIUMILA H (SRI)</b>	-*0	2	*-3	4	-*4	5	*-7	9	<b>11</b>		
3	<b>LYNCH-DAWSON H / MOGEY A (NIR)</b>	*-0	1	-*3	4	*-5	6	-*7	7	*-9	10	<b>11</b>
	WARUSAWITHANA E / PIUMILA H (SRI)	0	*-1	1	-*2	3	*-4	5	-*7	7	*-8	<b>9</b>
4	<b>LYNCH-DAWSON H / MOGEY A (NIR)</b>	0	*-1	1	-*1	2	*-2	3	<b>3</b>			
	<b>WARUSAWITHANA E / PIUMILA H (SRI)</b>	0	1	-*3	5	*-6	8	-*9	<b>11</b>			
5	<b>LYNCH-DAWSON H / MOGEY A (NIR)</b>	*-0	2	-*3	4	*-4	5	*-7	8	-*9	<b>11</b>	
	WARUSAWITHANA E / PIUMILA H (SRI)	0	*-0	1	-*2	4	*-5	5	-*6	7	<b>7</b>	

### NOTES

"\*-." denotes first player of pair is server, "-\*" denotes second player of pair is server. The "Greatest deficit overcome" only applies when the pair ends up winning the game.

### LEGEND

**WT** Women's Team



## Detailed Team Match Results

Northern Ireland (NIR) **1 - 3** Sri Lanka (SRI)

**Match 4:** GIVAN Ashley (NIR) **0-3** WARUSAWITHANA Erandi (SRI)

Match Summary		Match	Game 1	Game 2	Game 3	Game 4	Game 5
GIVAN Ashley	NIR	0	6	6	11		
WARUSAWITHANA Erandi	SRI	3	11	11	13		
Duration		19min	5min	5min	7min		

Team Match No : WT21 Table : 3 Umpires : BROWN Charles (SCO) COCHRANE Dave (ENG)

Player Statistics	GIVAN Ashley (NIR)						WARUSAWITHANA Erandi (SRI)					
	Game					Match	Game					Match
	1	2	3	4	5		1	2	3	4	5	
Points won	6	6	11			23	11	11	13			35
Biggest lead	3	2	1			3	5	5	3			5
Points won on own serve	3	6	6			15	6	8	7			21
Points lost on own serve	5	3	6			14	3	0	5			8
Most consecutive points won	3	2	3			3	8	6	4			8
Greatest deficit overcome	-	-	-			-	3	2	1			3
Handedness/Grip	Right/						Right/					

### Game Progress

1	GIVAN Ashley (NIR)	0	*1	3	*4	5	*6	6	*6	6	6					
	WARUSAWITHANA Erandi (SRI)	*0	1	*1	2	*3	4	*6	8	*10	11					
2	GIVAN Ashley (NIR)	*0	2	*2	2	*2	4	*4	6	*6	6					
	WARUSAWITHANA Erandi (SRI)	0	*0	2	*4	6	*6	8	*8	10	11					
3	GIVAN Ashley (NIR)	0	*1	2	*3	4	*5	5	*6	8	*9	10	*10	11	*11	11
	WARUSAWITHANA Erandi (SRI)	*0	1	*2	3	*4	5	*7	8	*8	9	*10	11	*11	12	13

### NOTES

"\*" denotes server. The "Greatest deficit overcome" only applies when the player ends up winning the game.

### LEGEND

WT Women's Team



## Detailed Team Match Results

### Singapore (SIN) 3 - 0 Northern Ireland (NIR)

Team Match No : WT11 Table : 8 Umpires : MACKEY John (ENG) HOUSTON Sinclair (SCO)

Match 1			Match	Game 1	Game 2	Game 3	Game 4	Game 5
A	YU Mengyu	SIN	3	11	11	11		
X	MOGEY Amanda	NIR	0	4	8	4		
Duration of Match 1			17min	5min	6min	5min		

Match 2			Match	Game 1	Game 2	Game 3	Game 4	Game 5
B	LI Isabelle	SIN	3	11	11	11		
Y	GIVAN Ashley	NIR	0	1	9	9		
Duration of Match 2			17min	3min	5min	6min		

Match 3			Match	Game 1	Game 2	Game 3	Game 4	Game 5
C/B	ZHOU Y / LI I	SIN	3	11	11	11		
Z/X	LUDLOW E / MOGEY A	NIR	0	5	4	4		
Duration of Match 3			14min	4min	4min	4min		

Duration of Team Match	58min
------------------------	-------

Player Statistics	Singapore (SIN)					Northern Ireland (NIR)						
	Match				Team	Match				Team		
	1	2	3	4	5	Match	1	2	3	4	5	Match
Points won	33	33	32			98	16	18	13			47
Biggest lead	7	10	7			10	1	3	1			3
Points won on own serve	17	15	18			50	9	8	8			25
Points lost on own serve	7	10	5			22	16	18	14			48
Most consecutive points won	6	7	6			7	2	3	2			3
Greatest deficit overcome	1	3	1			3	-	-	-			-

#### NOTES

The "Greatest deficit overcome" only applies when the player/pair ends up winning the game.

#### LEGEND

WT Women's Team



## Detailed Team Match Results

Singapore (SIN) 3 - 0 Northern Ireland (NIR)

Match 1: YU Mengyu (SIN) 3-0 MOGEY Amanda (NIR)

Match Summary		Match	Game 1	Game 2	Game 3	Game 4	Game 5
YU Mengyu	SIN	3	11	11	11		
MOGEY Amanda	NIR	0	4	8	4		
Duration		17min	5min	6min	5min		

Team Match No : WT11 Table : 8 Umpires : MACKEY John (ENG) HOUSTON Sinclair (SCO)

Player Statistics	YU Mengyu (SIN)						MOGEY Amanda (NIR)					
	Game					Match	Game					Match
	1	2	3	4	5		1	2	3	4	5	
Points won	11	11	11			33	4	8	4			16
Biggest lead	7	3	7			7	1	-	-			1
Points won on own serve	6	5	6			17	3	3	3			9
Points lost on own serve	1	5	1			7	5	6	5			16
Most consecutive points won	6	3	5			6	1	2	2			2
Greatest deficit overcome	1	-	-			1	-	-	-			-
Handedness/Grip	Right/						Right/					

### Game Progress

1	YU Mengyu (SIN)	0	*1	2	*4	6	*7	9	*10	11		
	MOGEY Amanda (NIR)	*0	1	*2	2	*2	3	*3	4	4		
2	YU Mengyu (SIN)	*0	1	*2	4	*4	5	*7	7	*9	10	11
	MOGEY Amanda (NIR)	0	*1	2	*2	4	*5	5	*7	7	*8	8
3	YU Mengyu (SIN)	0	*2	4	*4	6	*8	9	*10	11		
	MOGEY Amanda (NIR)	*0	0	*0	2	*2	2	*3	4	4		

### NOTES

"\*" denotes server. The "Greatest deficit overcome" only applies when the player ends up winning the game.

### LEGEND

WT Women's Team



## Detailed Team Match Results

Singapore (SIN) 3 - 0 Northern Ireland (NIR)

**Match 2:** LI Isabelle (SIN) 3-0 GIVAN Ashley (NIR)

Match Summary		Match	Game 1	Game 2	Game 3	Game 4	Game 5
LI Isabelle	SIN	3	11	11	11		
GIVAN Ashley	NIR	0	1	9	9		
Duration		17min	3min	5min	6min		

Team Match No : WT11 Table : 8 Umpires : MACKEY John (ENG) HOUSTON Sinclair (SCO)

Player Statistics	LI Isabelle (SIN)						GIVAN Ashley (NIR)					
	Game					Match	Game					Match
	1	2	3	4	5		1	2	3	4	5	
Points won	11	11	11			33	1	9	8			18
Biggest lead	10	2	2			10	-	1	3			3
Points won on own serve	5	6	4			15	0	5	3			8
Points lost on own serve	1	4	5			10	6	5	7			18
Most consecutive points won	7	2	5			7	1	3	3			3
Greatest deficit overcome	-	1	3			3	-	-	-			-
Handedness/Grip	Right/						Right/					

### Game Progress

1	LI Isabelle (SIN)	*0	2	*4	5	*7	9	11				
	GIVAN Ashley (NIR)	0	*0	0	*1	1	*1	1				
2	LI Isabelle (SIN)	0	*2	2	*3	4	*5	7	*7	8	*9	11
	GIVAN Ashley (NIR)	*0	0	*2	3	*4	5	*5	7	*8	9	9
3	LI Isabelle (SIN)	0	0	*1	3	*5	6	*7	7	*8	9	11
	GIVAN Ashley (NIR)	0	*2	3	*3	3	*4	5	*7	8	*9	9

### NOTES

"\*" denotes server. The "Greatest deficit overcome" only applies when the player ends up winning the game.

### LEGEND

WT Women's Team



## Detailed Team Match Results

Singapore (SIN) 3 - 0 Northern Ireland (NIR)

**Match 3:** **ZHOU Yihan (SIN)** 3-0 **LUDLOW Emma (NIR)**  
**LI Isabelle** **MOGEY Amanda**

Match Summary		Match	Game 1	Game 2	Game 3	Game 4	Game 5
ZHOU Yihan / LI I	SIN	3	11	11	11		
LUDLOW Emma / MOGEY A	NIR	0	5	4	4		
	Duration	14min	4min	4min	4min		

Team Match No : WT11 Table : 8 Umpires : MACKEY John (ENG) HOUSTON Sinclair (SCO)

Player Statistics	ZHOU Y / LI I (SIN)						LUDLOW E / MOGEY A (NIR)					
	Game					Match	Game					Match
	1	2	3	4	5		1	2	3	4	5	
Points won	11	11	10			32	5	4	4			13
Biggest lead	6	7	7			7	1	-	-			1
Points won on own serve	7	6	5			18	4	2	2			8
Points lost on own serve	1	2	2			5	4	5	5			14
Most consecutive points won	6	4	6			6	2	2	2			2
Greatest deficit overcome	1	-	-			1	-	-	-			-
Handedness/Grip	Right/ - Right/						Right/ - Right/					

### Game Progress

1	ZHOU Y / LI I (SIN)	0	*-1	2	*-3	5	*-5	7	*-9	11
	LUDLOW E / MOGEY A (NIR)	*-0	1	*-2	3	*-3	5	*-5	5	5
2	ZHOU Y / LI I (SIN)	*-0	2	*-3	5	*-6	7	*-9	10	11
	LUDLOW E / MOGEY A (NIR)	0	*-0	1	*-1	2	*-3	3	*-4	4
3	ZHOU Y / LI I (SIN)	0	*-2	4	*-6	7	*-8	9	*-10	11
	LUDLOW E / MOGEY A (NIR)	0	0	*-0	0	*-1	2	*-3	4	4

### NOTES

"\*-." denotes first player of pair is server, "-\*" denotes second player of pair is server. The "Greatest deficit overcome" only applies when the pair ends up winning the game.

### LEGEND

WT Women's Team



## Detailed Team Match Results

### Singapore (SIN) 3 - 0 Sri Lanka (SRI)

Team Match No : WT1 Table : 4 Umpires : SRINIVASAN Sridhar (IND) WILLIAMSON Bob (ENG)

Match 1			Match	Game 1	Game 2	Game 3	Game 4	Game 5
A	YU Mengyu	SIN	3	11	11	11		
X	WARUSAWITHANA Erandi	SRI	0	6	8	4		
Duration of Match 1			13min	6min	4min	3min		

Match 2			Match	Game 1	Game 2	Game 3	Game 4	Game 5
B	LI Isabelle	SIN	3	11	11	11		
Y	MADURANGI Ishara	SRI	0	9	2	7		
Duration of Match 2			18min	7min	4min	6min		

Match 3			Match	Game 1	Game 2	Game 3	Game 4	Game 5
C/A	LIN Y / YU M	SIN	3	13	12	11		
Z/Y	PIUMILA H / MADURANGI I	SRI	0	11	10	7		
Duration of Match 3			16min	5min	6min	5min		

Duration of Team Match	58min
------------------------	-------

Player Statistics	Singapore (SIN)					Sri Lanka (SRI)						
	Match					Team Match	Match					Team Match
	1	2	3	4	5		1	2	3	4	5	
Points won	22	30	22			74	12	18	17			47
Biggest lead	9	9	4			9	2	-	2			2
Points won on own serve	11	17	13			41	6	10	10			26
Points lost on own serve	6	8	7			21	11	13	9			33
Most consecutive points won	9	6	4			9	2	3	3			3
Greatest deficit overcome	2	-	2			2	-	-	-			-

#### NOTES

The "Greatest deficit overcome" only applies when the player/pair ends up winning the game.

#### LEGEND

WT Women's Team





## Detailed Team Match Results

Singapore (SIN) 3 - 0 Sri Lanka (SRI)

Match 1: YU Mengyu (SIN) 3-0 WARUSAWITHANA Erandi (SRI)

Match Summary		Match	Game 1	Game 2	Game 3	Game 4	Game 5
YU Mengyu	SIN	3	11	11	11		
WARUSAWITHANA Erandi	SRI	0	6	8	4		
Duration		13min	6min	4min	3min		

Team Match No : WT1 Table : 4 Umpires : SRINIVASAN Sridhar (IND) WILLIAMSON Bob (ENG)

Player Statistics	YU Mengyu (SIN)						WARUSAWITHANA Erandi (SRI)					
	Game					Match	Game					Match
	1	2	3	4	5		1	2	3	4	5	
Points won	0	11	11			22	0	8	4			12
Biggest lead	-	3	9			9	-	2	-			2
Points won on own serve	0	5	6			11	0	3	3			6
Points lost on own serve	0	5	1			6	0	6	5			11
Most consecutive points won	0	3	9			9	0	2	2			2
Greatest deficit overcome	-	2	-			2	-	-	-			-
Handedness/Grip	Right/						Right/					

### Game Progress

1	YU Mengyu (SIN)	0										
	WARUSAWITHANA Erandi (SRI)	0										
2	YU Mengyu (SIN)	*0	0	*1	2	*4	5	*6	7	*8	10	11
	WARUSAWITHANA Erandi (SRI)	0	*2	3	*4	4	*5	6	*7	8	*8	8
3	YU Mengyu (SIN)	0	*2	4	*6	8	*9	10	*10	11		
	WARUSAWITHANA Erandi (SRI)	*0	0	*0	0	*0	1	*2	4	4		

### NOTES

"\*" denotes server. The "Greatest deficit overcome" only applies when the player ends up winning the game.

### LEGEND

WT Women's Team



## Detailed Team Match Results

Singapore (SIN) 3 - 0 Sri Lanka (SRI)

Match 2: LI Isabelle (SIN) 3-0 MADURANGI Ishara (SRI)

Match Summary		Match	Game 1	Game 2	Game 3	Game 4	Game 5
LI Isabelle	SIN	3	11	11	11		
MADURANGI Ishara	SRI	0	9	2	7		
Duration		18min	7min	4min	6min		

Team Match No : WT1 Table : 4 Umpires : SRINIVASAN Sridhar (IND) WILLIAMSON Bob (ENG)

Player Statistics	LI Isabelle (SIN)						MADURANGI Ishara (SRI)					
	Game					Match	Game					Match
	1	2	3	4	5		1	2	3	4	5	
Points won	9	11	10			30	9	2	7			18
Biggest lead	5	9	4			9	-	-	-			-
Points won on own serve	6	6	5			17	5	1	4			10
Points lost on own serve	4	1	3			8	3	5	5			13
Most consecutive points won	5	6	2			6	3	1	1			3
Greatest deficit overcome	-	-	-			-	-	-	-			-
Handedness/Grip	Right/						Right/					

### Game Progress

1	LI Isabelle (SIN)	0	*2	4	*5	6	*6	7	*8	9	*10	11
	MADURANGI Ishara (SRI)	0	0	*0	1	*2	4	*5	6	*7	8	9
2	LI Isabelle (SIN)	*0	2	*4	6	*7	8	*10	11			
	MADURANGI Ishara (SRI)	0	*0	0	*0	1	*2	2	2			
3	LI Isabelle (SIN)	0	*2	3	*4	5	*6	7	*8	10	11	
	MADURANGI Ishara (SRI)	0	0	*1	2	*3	4	*5	6	*6	7	

### NOTES

"\*" denotes server. The "Greatest deficit overcome" only applies when the player ends up winning the game.

### LEGEND

WT Women's Team



## Detailed Team Match Results

**Singapore (SIN) 3 - 0 Sri Lanka (SRI)**

**Match 3:**

**LIN Ye (SIN) 3-0 PIUMILA Hansani (SRI)**  
**YU Mengyu MADURANGI Ishara**

Match Summary		Match	Game 1	Game 2	Game 3	Game 4	Game 5
LIN Ye / YU M	SIN	3	13	12	11		
PIUMILA Hansani / MADURANGI I	SRI	0	11	10	7		
	Duration	16min	5min	6min	5min		

Team Match No : WT1 Table : 4 Umpires : SRINIVASAN Sridhar (IND) WILLIAMSON Bob (ENG)

Player Statistics	LIN Y / YU M (SIN)						PIUMILA H / MADURANGI I (SRI)					
	Game					Match	Game					Match
	1	2	3	4	5		1	2	3	4	5	
Points won	0	12	10			22	0	10	7			17
Biggest lead	-	2	4			4	-	2	-			2
Points won on own serve	0	7	6			13	0	6	4			10
Points lost on own serve	0	4	3			7	0	5	4			9
Most consecutive points won	0	4	3			4	0	3	3			3
Greatest deficit overcome	-	2	-			2	-	-	-			-
Handedness/Grip	Right/ - Right/						Right/ - Right/					

### Game Progress

1	LIN Y / YU M (SIN)	0													
	PIUMILA H / MADURANGI I (SRI)	0													
2	LIN Y / YU M (SIN)	0	1	*-1	2	*-4	6	*-6	7	*-8	9	*-10	11	12	
	PIUMILA H / MADURANGI I (SRI)	0	*-1	3	*-4	4	*-4	6	*-7	8	*-9	10	*-10	10	
3	LIN Y / YU M (SIN)	0	2	*-3	3	*-4	5	*-6	8	*-9	11				
	PIUMILA H / MADURANGI I (SRI)	0	*-0	1	*-3	4	*-5	6	*-6	7	7				

### NOTES

"\*-." denotes first player of pair is server, "-\*" denotes second player of pair is server. The "Greatest deficit overcome" only applies when the pair ends up winning the game.

### LEGEND

WT Women's Team



## Detailed Team Match Results

### Guyana (GUY) 3 - 2 Scotland (SCO)

Team Match No : WT22 Table : 1 Umpires : WILLIAMS Jackie (WAL) NEELAKANTA IYER Ganeshan (IND)

Match 1			Match	Game 1	Game 2	Game 3	Game 4	Game 5
A	LOWE Trenace	GUY	3	11	11	11		
X	WHITAKER Corinna	SCO	0	1	8	7		
Duration of Match 1			15min	3min	5min	5min		

Match 2			Match	Game 1	Game 2	Game 3	Game 4	Game 5
B	CUMMINGS Natalie	GUY	3	7	13	7	11	11
Y	EDWARDS Gillian	SCO	2	11	11	11	7	7
Duration of Match 2			36min	5min	7min	6min	7min	6min

Match 3			Match	Game 1	Game 2	Game 3	Game 4	Game 5
C/A	EDGHILL C / LOWE T	GUY	1	11	7	8	8	
Z/X	FLAWS L / WHITAKER C	SCO	3	9	11	11	11	
Duration of Match 3			26min	5min	5min	6min	5min	

Match 4			Match	Game 1	Game 2	Game 3	Game 4	Game 5
B	CUMMINGS Natalie	GUY	2	5	11	11	10	8
Z	FLAWS Lynda	SCO	3	11	9	1	12	11
Duration of Match 4			34min	4min	6min	4min	8min	7min

Match 5			Match	Game 1	Game 2	Game 3	Game 4	Game 5
C	EDGHILL Chelsea	GUY	3	12	5	7	11	11
Y	EDWARDS Gillian	SCO	2	10	11	11	7	7
Duration of Match 5			31min	5min	5min	5min	6min	7min

Duration of Team Match	2h44min
------------------------	---------

Player Statistics	Guyana (GUY)						Scotland (SCO)					
	Match					Team Match	Match					Team Match
	1	2	3	4	5		1	2	3	4	5	
Points won	33	48	34	44	44	203	16	47	42	44	45	194
Biggest lead	10	4	2	10	4	10	2	5	4	6	6	6
Points won on own serve	17	24	13	22	24	100	9	25	18	23	24	99
Points lost on own serve	7	22	24	21	21	95	16	24	21	22	20	103
Most consecutive points won	9	4	4	9	5	9	3	5	5	5	5	5
Greatest deficit overcome	2	4	2	-	3	4	-	2	2	2	1	2

#### NOTES

The "Greatest deficit overcome" only applies when the player/pair ends up winning the game.

#### LEGEND

WT Women's Team



## Detailed Team Match Results

Guyana (GUY) 3 - 2 Scotland (SCO)

Match 1: **LOWE Trenace (GUY) 3-0** WHITAKER Corinna (SCO)

Match Summary		Match	Game 1	Game 2	Game 3	Game 4	Game 5
LOWE Trenace	GUY	3	11	11	11		
WHITAKER Corinna	SCO	0	1	8	7		
Duration		15min	3min	5min	5min		

Team Match No : WT22 Table : 1 Umpires : WILLIAMS Jackie (WAL) NEELAKANTA IYER Ganeshan (IND)

Player Statistics	LOWE Trenace (GUY)						WHITAKER Corinna (SCO)					
	Game					Match	Game					Match
	1	2	3	4	5		1	2	3	4	5	
Points won	11	11	11			33	1	8	7			16
Biggest lead	10	4	4			10	-	-	2			2
Points won on own serve	6	7	4			17	1	5	3			9
Points lost on own serve	0	3	4			7	5	4	7			16
Most consecutive points won	9	3	5			9	1	3	2			3
Greatest deficit overcome	-	-	2			2	-	-	-			-
Handedness/Grip	Left/						Right/					

### Game Progress

1	LOWE Trenace (GUY)	0	*2	4	*6	8	*9	11				
	WHITAKER Corinna (SCO)	*0	0	*0	0	*0	1	1				
2	LOWE Trenace (GUY)	*0	2	*3	4	*5	7	*8	9	*9	10	11
	WHITAKER Corinna (SCO)	0	*0	1	*2	3	*3	4	*5	7	*8	8
3	LOWE Trenace (GUY)	0	*1	2	*3	3	*5	6	*7	9	11	
	WHITAKER Corinna (SCO)	*0	1	*2	3	*5	5	*6	7	*7	7	

### NOTES

"\*" denotes server. The "Greatest deficit overcome" only applies when the player ends up winning the game.

### LEGEND

WT Women's Team



## Detailed Team Match Results

Guyana (GUY) 3 - 2 Scotland (SCO)

Match 2: CUMMINGS Natalie (GUY) 3-2 EDWARDS Gillian (SCO)

Match Summary		Match	Game 1	Game 2	Game 3	Game 4	Game 5
CUMMINGS Natalie	GUY	3	7	13	7	11	11
EDWARDS Gillian	SCO	2	11	11	11	7	7
	Duration	36min	5min	7min	6min	7min	6min

Team Match No : WT22 Table : 1 Umpires : WILLIAMS Jackie (WAL) NEELAKANTA IYER Ganeshan (IND)

Player Statistics	CUMMINGS Natalie (GUY)						EDWARDS Gillian (SCO)					
	Game					Match	Game					Match
	1	2	3	4	5		1	2	3	4	5	
Points won	7	13	6	11	11	48	11	11	11	7	7	47
Biggest lead	1	2	2	4	4	4	4	4	5	-	-	5
Points won on own serve	5	6	4	6	3	24	8	5	7	3	2	25
Points lost on own serve	3	6	4	4	5	22	2	7	2	5	8	24
Most consecutive points won	2	3	2	4	4	4	3	5	4	3	2	5
Greatest deficit overcome	-	4	-	-	-	4	1	-	2	-	-	2
Handedness/Grip	Left/						Right/					

### Game Progress

1	CUMMINGS Natalie (GUY)	0	*1	2	*2	4	*4	5	*5	6	7					
	EDWARDS Gillian (SCO)	*0	1	*2	4	*4	6	*7	9	*10	11					
2	CUMMINGS Natalie (GUY)	*0	1	*1	1	*2	4	*5	6	*8	9	*10	10	*11	12	13
	EDWARDS Gillian (SCO)	0	*1	3	*5	6	*6	7	*8	8	*9	10	*11	11	*11	11
3	CUMMINGS Natalie (GUY)	0	*2	3	*3	4	*4	5	*5	6	7					
	EDWARDS Gillian (SCO)	0	0	*1	3	*4	6	*7	9	*10	11					
4	CUMMINGS Natalie (GUY)	*0	1	*2	4	*6	6	*7	8	*9	11					
	EDWARDS Gillian (SCO)	0	*1	2	*2	2	*4	5	*6	7	7					
5	CUMMINGS Natalie (GUY)	0	*1	3	*5	5	*7	7	*8	9	11					
	EDWARDS Gillian (SCO)	*0	1	*1	1	*3	3	*5	6	*7	7					

### NOTES

"\*" denotes server. The "Greatest deficit overcome" only applies when the player ends up winning the game.

### LEGEND

WT Women's Team



## Detailed Team Match Results

**Guyana (GUY) 3 - 2** Scotland (SCO)

**Match 3:** EDGHILL Chelsea (GUY) **1-3** FLAWS Lynda (SCO)  
LOWE Trenace WHITAKER Corinna

Match Summary		Match	Game 1	Game 2	Game 3	Game 4	Game 5
EDGHILL Chelsea / LOWE T	GUY	1	11	7	8	8	
FLAWS Lynda / WHITAKER C	SCO	3	9	11	11	11	
Duration		26min	5min	5min	6min	5min	

Team Match No : WT22 Table : 1 Umpires : WILLIAMS Jackie (WAL) NEELAKANTA IYER Ganeshan (IND)

Player Statistics	EDGHILL C / LOWE T (GUY)						FLAWS L / WHITAKER C (SCO)					
	Game					Match	Game					Match
	1	2	3	4	5		1	2	3	4	5	
Points won	11	7	8	8		34	9	11	11	11		42
Biggest lead	2	1	1	2		2	2	4	4	4		4
Points won on own serve	4	2	4	3		13	3	5	5	5		18
Points lost on own serve	6	6	6	6		24	7	5	4	5		21
Most consecutive points won	2	2	4	2		4	2	5	5	3		5
Greatest deficit overcome	2	-	-	-		2	-	1	1	2		2
Handedness/Grip	Right/ - Left/						Right/ - Right/					

### Game Progress

1	EDGHILL C / LOWE T (GUY)	*-0	0	*-1	2	*-4	5	*-6	7	*-8	9	11
	FLAWS L / WHITAKER C (SCO)	0	*-2	3	*-4	4	*-5	6	*-7	8	*-9	9
2	EDGHILL C / LOWE T (GUY)	0	*-1	1	*-3	4	*-5	6	*-7	7	7	
	FLAWS L / WHITAKER C (SCO)	*-0	1	*-3	3	*-4	5	*-6	7	*-9	11	
3	EDGHILL C / LOWE T (GUY)	*-0	1	*-2	3	*-4	4	*-4	6	*-8	8	8
	FLAWS L / WHITAKER C (SCO)	0	*-1	2	*-3	4	*-6	8	*-8	8	*-10	11
4	EDGHILL C / LOWE T (GUY)	0	*-2	3	*-3	4	*-4	5	*-6	6	*-8	8
	FLAWS L / WHITAKER C (SCO)	*-0	0	*-1	3	*-4	6	*-7	8	*-10	10	11

### NOTES

"\*-." denotes first player of pair is server, "-\*" denotes second player of pair is server. The "Greatest deficit overcome" only applies when the pair ends up winning the game.

### LEGEND

WT Women's Team



## Detailed Team Match Results

**Guyana (GUY) 3 - 2 Scotland (SCO)**

**Match 4:** CUMMINGS Natalie (GUY) **2-3** FLAWS Lynda (SCO)

Match Summary		Match	Game 1	Game 2	Game 3	Game 4	Game 5
CUMMINGS Natalie	GUY	2	5	11	11	10	8
FLAWS Lynda	SCO	3	11	9	1	12	11
Duration		34min	4min	6min	4min	8min	7min

Team Match No : WT22 Table : 1 Umpires : WILLIAMS Jackie (WAL) NEELAKANTA IYER Ganeshan (IND)

Player Statistics	CUMMINGS Natalie (GUY)						FLAWS Lynda (SCO)					
	Game					Match	Game					Match
	1	2	3	4	5		1	2	3	4	5	
Points won	5	11	11	9	8	44	11	9	1	12	11	44
Biggest lead	-	3	10	2	2	10	6	-	-	2	3	6
Points won on own serve	2	6	5	5	4	22	5	5	0	7	6	23
Points lost on own serve	6	4	1	5	5	21	3	5	6	4	4	22
Most consecutive points won	1	3	9	3	4	9	2	2	1	4	5	5
Greatest deficit overcome	-	-	-	-	-	-	-	-	-	2	2	2
Handedness/Grip	Left/						Right/					

### Game Progress

1	CUMMINGS Natalie (GUY)	0	*1	1	*2	3	*3	4	*5	5				
	FLAWS Lynda (SCO)	*0	1	*3	4	*5	7	*8	9	11				
2	CUMMINGS Natalie (GUY)	*0	1	*2	4	*5	6	*7	8	*8	9	11		
	FLAWS Lynda (SCO)	0	*1	2	*2	3	*4	5	*6	8	*9	9		
3	CUMMINGS Natalie (GUY)	0	*2	3	*5	7	*9	11						
	FLAWS Lynda (SCO)	*0	0	*1	1	*1	1	1						
4	CUMMINGS Natalie (GUY)	0	1	*3	3	*4	5	*6	8	*8	10	*10	10	10
	FLAWS Lynda (SCO)	0	*1	1	*3	4	*5	6	*6	8	*8	10	*11	12
5	CUMMINGS Natalie (GUY)	0	*1	2	*3	4	*4	6	*8	8	*8	8		
	FLAWS Lynda (SCO)	*0	1	*2	3	*4	6	*6	6	*8	10	11		

### NOTES

"\*" denotes server. The "Greatest deficit overcome" only applies when the player ends up winning the game.

### LEGEND

WT Women's Team





## Detailed Team Match Results

Guyana (GUY) 3 - 2 Scotland (SCO)

**Match 5:** EDGHILL Chelsea (GUY) 3-2 EDWARDS Gillian (SCO)

Match Summary		Match	Game 1	Game 2	Game 3	Game 4	Game 5
EDGHILL Chelsea	GUY	3	12	5	7	11	11
EDWARDS Gillian	SCO	2	10	11	11	7	7
Duration		31min	5min	5min	5min	6min	7min

Team Match No : WT22 Table : 1 Umpires : WILLIAMS Jackie (WAL) NEELAKANTA IYER Ganeshan (IND)

Player Statistics	EDGHILL Chelsea (GUY)						EDWARDS Gillian (SCO)					
	Game					Match	Game					Match
	1	2	3	4	5		1	2	3	4	5	
Points won	11	5	7	11	10	44	9	11	11	7	7	45
Biggest lead	2	1	1	4	4	4	3	6	4	2	-	6
Points won on own serve	6	2	5	6	5	24	5	5	6	5	3	24
Points lost on own serve	4	6	5	2	4	21	5	3	2	5	5	20
Most consecutive points won	3	2	2	5	4	5	3	5	5	2	3	5
Greatest deficit overcome	3	-	-	2	-	3	-	1	1	-	-	1
Handedness/Grip	Right/						Right/					

### Game Progress

1	EDGHILL Chelsea (GUY)	*0	1	*1	2	*3	4	*5	7	*8	9	11
	EDWARDS Gillian (SCO)	0	*1	3	*4	5	*6	7	*7	8	*9	9
2	EDGHILL Chelsea (GUY)	0	*1	2	*3	3	*4	5	*5	5		
	EDWARDS Gillian (SCO)	*0	1	*2	3	*5	6	*7	9	11		
3	EDGHILL Chelsea (GUY)	*0	1	*2	3	*4	4	*4	6	*6	7	
	EDWARDS Gillian (SCO)	0	*1	2	*3	4	*6	8	*8	10	11	
4	EDGHILL Chelsea (GUY)	0	*0	2	*2	3	*4	6	*8	9	11	
	EDWARDS Gillian (SCO)	*0	2	*2	4	*5	6	*6	6	*7	7	
5	EDGHILL Chelsea (GUY)	0	1	*3	4	*4	6	*8	8	*9	11	
	EDWARDS Gillian (SCO)	0	*1	1	*2	4	*4	4	*6	7	7	

### NOTES

"\*" denotes server. The "Greatest deficit overcome" only applies when the player ends up winning the game.

### LEGEND

WT Women's Team



## Detailed Team Match Results

### Australia (AUS) 3 - 0 Scotland (SCO)

Team Match No : WT12 Table : 2 Umpires : WANG Luan Foon (MAS) HIGGINS Peter (WAL)

Match 1			Match	Game 1	Game 2	Game 3	Game 4	Game 5
A	LAY Jian Fang	AUS	3	11	11	5	11	
X	WHITAKER Corinna	SCO	1	1	4	11	4	
Duration of Match 1			18min	3min	3min	4min	4min	

Match 2			Match	Game 1	Game 2	Game 3	Game 4	Game 5
B	ZHANG Ziyu	AUS	3	11	11	11		
Y	EDWARDS Gillian	SCO	0	4	7	6		
Duration of Match 2			15min	3min	5min	4min		

Match 3			Match	Game 1	Game 2	Game 3	Game 4	Game 5
C/B	DEDERKO Z / ZHANG Z	AUS	3	11	11	6	9	11
Z/X	FLAWS L / WHITAKER C	SCO	2	4	7	11	11	3
Duration of Match 3			28min	3min	5min	5min	7min	4min

Duration of Team Match	1h10min
------------------------	---------

Player Statistics	Australia (AUS)					Scotland (SCO)						
	Match					Team Match	Match					Team Match
	1	2	3	4	5		1	2	3	4	5	
Points won	38	33	48			119	20	17	35			72
Biggest lead	10	8	8			10	6	2	5			6
Points won on own serve	19	20	24			63	11	12	18			41
Points lost on own serve	9	5	17			31	19	13	24			56
Most consecutive points won	11	8	7			11	4	2	5			5
Greatest deficit overcome	2	2	2			2	-	-	2			2

#### NOTES

The "Greatest deficit overcome" only applies when the player/pair ends up winning the game.

#### LEGEND

WT Women's Team



## Detailed Team Match Results

Australia (AUS) 3 - 0 Scotland (SCO)

Match 1: LAY Jian Fang (AUS) 3-1 WHITAKER Corinna (SCO)

Match Summary		Match	Game 1	Game 2	Game 3	Game 4	Game 5
LAY Jian Fang	AUS	3	11	11	5	11	
WHITAKER Corinna	SCO	1	1	4	11	4	
	Duration	18min	3min	3min	4min	4min	

Team Match No : WT12 Table : 2 Umpires : WANG Luan Foon (MAS) HIGGINS Peter (WAL)

Player Statistics	LAY Jian Fang (AUS)						WHITAKER Corinna (SCO)					
	Game					Match	Game					Match
	1	2	3	4	5		1	2	3	4	5	
Points won	11	11	5	11		38	1	4	11	4		20
Biggest lead	10	7	-	7		10	1	2	6	1		6
Points won on own serve	5	6	3	5		19	0	3	6	2		11
Points lost on own serve	1	1	5	2		9	6	5	2	6		19
Most consecutive points won	11	9	2	6		11	1	2	4	1		4
Greatest deficit overcome	1	2	-	1		2	-	-	-	-		-
Handedness/Grip	Right/Penholder						Right/					

### Game Progress

1	LAY Jian Fang (AUS)	*0	1	*3	5	*7	9	11		
	WHITAKER Corinna (SCO)	0	*1	1	*1	1	*1	1		
2	LAY Jian Fang (AUS)	0	*0	1	*3	5	*7	9	*10	11
	WHITAKER Corinna (SCO)	*0	2	*3	3	*3	3	*3	4	4
3	LAY Jian Fang (AUS)	*0	1	*1	2	*2	2	*4	5	5
	WHITAKER Corinna (SCO)	0	*1	3	*4	6	*8	8	*9	11
4	LAY Jian Fang (AUS)	0	*1	2	*4	6	*8	9	*10	11
	WHITAKER Corinna (SCO)	*0	1	*2	2	*2	2	*3	4	4

### NOTES

"\*" denotes server. The "Greatest deficit overcome" only applies when the player ends up winning the game.

### LEGEND

WT Women's Team



## Detailed Team Match Results

Australia (AUS) 3 - 0 Scotland (SCO)

Match 2: ZHANG Ziyu (AUS) 3-0 EDWARDS Gillian (SCO)

Match Summary		Match	Game 1	Game 2	Game 3	Game 4	Game 5
ZHANG Ziyu	AUS	3	11	11	11		
EDWARDS Gillian	SCO	0	4	7	6		
Duration		15min	3min	5min	4min		

Team Match No : WT12 Table : 2 Umpires : WANG Luan Foon (MAS) HIGGINS Peter (WAL)

Player Statistics	ZHANG Ziyu (AUS)						EDWARDS Gillian (SCO)					
	Game					Match	Game					Match
	1	2	3	4	5		1	2	3	4	5	
Points won	11	11	11			33	4	7	6			17
Biggest lead	8	4	5			8	-	2	-			2
Points won on own serve	6	7	7			20	3	4	5			12
Points lost on own serve	1	3	1			5	5	4	4			13
Most consecutive points won	8	6	4			8	2	2	2			2
Greatest deficit overcome	-	2	-			2	-	-	-			-
Handedness/Grip	Right/Shakehand						Right/					

### Game Progress

1	ZHANG Ziyu (AUS)	0	*1	3	*5	7	*9	10	*10	11	
	EDWARDS Gillian (SCO)	*0	1	*1	1	*1	1	*2	4	4	
2	ZHANG Ziyu (AUS)	*0	2	*2	3	*4	4	*5	7	*9	11
	EDWARDS Gillian (SCO)	0	*0	2	*3	4	*6	7	*7	7	7
3	ZHANG Ziyu (AUS)	0	*2	4	*4	6	*6	8	*9	10	11
	EDWARDS Gillian (SCO)	*0	0	*0	2	*2	4	*4	5	*6	6

### NOTES

"\*" denotes server. The "Greatest deficit overcome" only applies when the player ends up winning the game.

### LEGEND

WT Women's Team



## Detailed Team Match Results

Australia (AUS) 3 - 0 Scotland (SCO)

**Match 3:** **DEDERKO Zhenhua (AUS) 3-2 FLAWS Lynda (SCO)**  
**ZHANG Ziyu WHITAKER Corinna**

Match Summary		Match	Game 1	Game 2	Game 3	Game 4	Game 5
DEDERKO Zhenhua / ZHANG Z	AUS	3	11	11	6	9	11
FLAWS Lynda / WHITAKER C	SCO	2	4	7	11	11	3
Duration		28min	3min	5min	5min	7min	4min

Team Match No : WT12 Table : 2 Umpires : WANG Luan Foon (MAS) HIGGINS Peter (WAL)

Player Statistics	DEDERKO Z / ZHANG Z (AUS)						FLAWS L / WHITAKER C (SCO)					
	Game					Match	Game					Match
	1	2	3	4	5		1	2	3	4	5	
Points won	11	11	6	9	11	48	4	7	10	11	3	35
Biggest lead	8	6	-	2	8	8	-	2	5	2	-	5
Points won on own serve	5	6	2	5	6	24	2	3	4	6	3	18
Points lost on own serve	2	4	6	5	0	17	6	5	4	4	5	24
Most consecutive points won	4	7	3	4	4	7	2	3	5	4	2	5
Greatest deficit overcome	-	2	-	-	-	2	-	-	-	2	-	2
Handedness/Grip	Right/Shakehand - Right/Shakehand						Right/ - Right/					

### Game Progress

1	DEDERKO Z / ZHANG Z (AUS)	0	*2	3	*5	6	*8	10	*10	11		
	FLAWS L / WHITAKER C (SCO)	*0	0	*1	1	*2	2	*2	4	4		
2	DEDERKO Z / ZHANG Z (AUS)	*0	0	*2	3	*4	6	*8	10	*10	11	
	FLAWS L / WHITAKER C (SCO)	0	*2	2	*3	4	*4	4	*4	6	7	
3	DEDERKO Z / ZHANG Z (AUS)	0	*0	0	*1	2	*3	4	*6	6	6	
	FLAWS L / WHITAKER C (SCO)	0	2	*4	5	*6	7	*8	8	*10	11	
4	DEDERKO Z / ZHANG Z (AUS)	*0	1	*1	2	*4	6	*6	6	*7	8	9
	FLAWS L / WHITAKER C (SCO)	0	*1	3	*4	4	*4	6	*8	9	*10	11
5	DEDERKO Z / ZHANG Z (AUS)	0	*2	4	*4	6	*7	9	11			
	FLAWS L / WHITAKER C (SCO)	*0	0	*0	2	*2	3	*3	3			

### NOTES

"\*-." denotes first player of pair is server, "-\*" denotes second player of pair is server. The "Greatest deficit overcome" only applies when the pair ends up winning the game.

### LEGEND

WT Women's Team



## Detailed Team Match Results

### Australia (AUS) 3 - 0 Guyana (GUY)

Team Match No : WT2 Table : 1 Umpires : DZIOBA Greg (CAN) JUTLE Harry (ENG)

Match 1			Match	Game 1	Game 2	Game 3	Game 4	Game 5
A	TAPPER Melissa	AUS	3	11	17	11		
X	LOWE Trenace	GUY	0	5	15	7		
Duration of Match 1			17min	4min	7min	4min		

Match 2			Match	Game 1	Game 2	Game 3	Game 4	Game 5
B	DEDERKO Zhenhua	AUS	3	11	11	11		
Y	CUMMINGS Natalie	GUY	0	3	3	7		
Duration of Match 2			13min	3min	3min	5min		

Match 3			Match	Game 1	Game 2	Game 3	Game 4	Game 5
C/B	MIAO M / DEDERKO Z	AUS	3	11	11	11		
Z/Y	EDGHILL C / CUMMINGS N	GUY	0	1	9	5		
Duration of Match 3			13min	3min	5min	4min		

Duration of Team Match	55min
------------------------	-------

Player Statistics	Australia (AUS)					Guyana (GUY)						
	Match					Team Match	Match					Team Match
	1	2	3	4	5		1	2	3	4	5	
Points won	39	12	22			73	27	33	25			85
Biggest lead	6	1	7			7	1	8	10			10
Points won on own serve	25	8	14			47	18	18	15			51
Points lost on own serve	9	15	10			34	14	4	8			26
Most consecutive points won	5	2	4			5	4	6	6			6
Greatest deficit overcome	1	-	-			1	-	1	-			1

#### NOTES

The "Greatest deficit overcome" only applies when the player/pair ends up winning the game.

#### LEGEND

WT Women's Team



## Detailed Team Match Results

**Australia (AUS) 3 - 0 Guyana (GUY)**

**Match 1: TAPPER Melissa (AUS) 3-0 LOWE Trenace (GUY)**

Match Summary		Match	Game 1	Game 2	Game 3	Game 4	Game 5
TAPPER Melissa	AUS	3	11	17	11		
LOWE Trenace	GUY	0	5	15	7		
	Duration	17min	4min	7min	4min		

Team Match No : WT2 Table : 1 Umpires : DZIOBA Greg (CAN) JUTLE Harry (ENG)

Player Statistics	TAPPER Melissa (AUS)						LOWE Trenace (GUY)					
	Game					Match	Game					Match
	1	2	3	4	5		1	2	3	4	5	
Points won	11	17	11			39	5	15	7			27
Biggest lead	6	4	4			6	-	1	-			1
Points won on own serve	6	11	8			25	3	10	5			18
Points lost on own serve	2	5	2			9	5	6	3			14
Most consecutive points won	5	4	3			5	2	4	3			4
Greatest deficit overcome	-	1	-			1	-	-	-			-
Handedness/Grip	Left/Shakehand						Left/					

### Game Progress

1	TAPPER Melissa (AUS)	*0	2	*2	4	*6	7	*8	9	11								
	LOWE Trenace (GUY)	0	*0	2	*2	2	*3	4	*5	5								
2	TAPPER Melissa (AUS)	0	*1	2	*4	5	*5	7	*9	9	*9	10	*10	11	*11	12	*12	13
	LOWE Trenace (GUY)	*0	1	*2	2	*3	5	*5	5	*7	9	*10	11	*11	12	*12	13	*13
		*13	14	*14	15	*16	17											
		14	*14	15	*15	15	15											
3	TAPPER Melissa (AUS)	*0	2	*3	4	*4	5	*6	8	*9	11							
	LOWE Trenace (GUY)	0	*0	1	*2	4	*5	6	*6	7	7							

### NOTES

"\*" denotes server. The "Greatest deficit overcome" only applies when the player ends up winning the game.

### LEGEND

WT Women's Team



## Detailed Team Match Results

Australia (AUS) 3 - 0 Guyana (GUY)

Match 2: DEDERKO Zhenhua (AUS) 3-0 CUMMINGS Natalie (GUY)

Match Summary		Match	Game 1	Game 2	Game 3	Game 4	Game 5
DEDERKO Zhenhua	AUS	3	11	11	11		
CUMMINGS Natalie	GUY	0	3	3	7		
	Duration	13min	3min	3min	5min		

Team Match No : WT2 Table : 1 Umpires : DZIOBA Greg (CAN) JUTLE Harry (ENG)

Player Statistics	DEDERKO Zhenhua (AUS)						CUMMINGS Natalie (GUY)					
	Game					Match	Game					Match
	1	2	3	4	5		1	2	3	4	5	
Points won	3	3	6			12	11	11	11			33
Biggest lead	-	-	1			1	8	8	4			8
Points won on own serve	3	1	4			8	6	6	6			18
Points lost on own serve	5	5	5			15	0	2	2			4
Most consecutive points won	2	1	2			2	4	6	4			6
Greatest deficit overcome	-	-	-			-	-	-	1			1
Handedness/Grip	Right/Shakehand						Left/					

### Game Progress

1	DEDERKO Zhenhua (AUS)	*0	0	*0	1	*1	3	*3	3		
	CUMMINGS Natalie (GUY)	0	*2	4	*5	7	*7	9	11		
2	DEDERKO Zhenhua (AUS)	0	*1	1	*2	3	*3	3	3		
	CUMMINGS Natalie (GUY)	*0	1	*3	4	*5	7	*9	11		
3	DEDERKO Zhenhua (AUS)	0	1	*1	2	*4	5	*5	7	*7	7
	CUMMINGS Natalie (GUY)	0	*1	3	*4	4	*5	7	*7	9	11

### NOTES

"\*" denotes server. The "Greatest deficit overcome" only applies when the player ends up winning the game.

### LEGEND

WT Women's Team





## Detailed Team Match Results

Australia (AUS) 3 - 0 Guyana (GUY)

**Match 3:** MIAO Miao (AUS) 3-0 EDGHILL Chelsea (GUY)  
DEDERKO Zhenhua CUMMINGS Natalie

Match Summary		Match	Game 1	Game 2	Game 3	Game 4	Game 5
MIAO Miao / DEDERKO Z	AUS	3	11	11	11		
EDGHILL Chelsea / CUMMINGS N	GUY	0	1	9	5		
	Duration	13min	3min	5min	4min		

Team Match No : WT2 Table : 1 Umpires : DZIOBA Greg (CAN) JUTLE Harry (ENG)

Player Statistics	MIAO M / DEDERKO Z (AUS)						EDGHILL C / CUMMINGS N (GUY)					
	Game					Match	Game					Match
	1	2	3	4	5		1	2	3	4	5	
Points won	1	11	10			22	11	9	5			25
Biggest lead	-	3	7			7	10	-	-			10
Points won on own serve	0	8	6			14	5	6	4			15
Points lost on own serve	6	3	1			10	1	3	4			8
Most consecutive points won	1	2	4			4	6	3	2			6
Greatest deficit overcome	-	-	-			-	-	-	-			-
Handedness/Grip	Right/Shakehand - Right/Shakehand						Right/ - Left/					

### Game Progress

1	MIAO M / DEDERKO Z (AUS)	*-0	0	*-0	0	*-1	1	1				
	EDGHILL C / CUMMINGS N (GUY)	0	*-2	4	*-6	7	*-9	11				
2	MIAO M / DEDERKO Z (AUS)	0	*-2	3	*-4	4	*-6	6	*-7	8	*-9	11
	EDGHILL C / CUMMINGS N (GUY)	*-0	0	*-1	2	*-4	4	*-6	7	*-8	9	9
3	MIAO M / DEDERKO Z (AUS)	0	*-2	3	*-5	6	*-8	9	*-10	11		
	EDGHILL C / CUMMINGS N (GUY)	0	0	*-1	1	*-2	2	*-3	4	5		

### NOTES

"\*-." denotes first player of pair is server, "-\*" denotes second player of pair is server. The "Greatest deficit overcome" only applies when the pair ends up winning the game.

### LEGEND

WT Women's Team



## Detailed Team Match Results

### Australia (AUS) 3 - 0 Guyana (GUY)

Team Match No : WT2 Table : 1 Umpires : DZIOBA Greg (CAN) JUTLE Harry (ENG)

Match 1			Match	Game 1	Game 2	Game 3	Game 4	Game 5
A	<b>TAPPER Melissa</b>	AUS	3	11	17	11		
X	LOWE Trenace	GUY	0	5	15	7		
Duration of Match 1			17min	4min	7min	4min		

Match 2			Match	Game 1	Game 2	Game 3	Game 4	Game 5
B	<b>DEDERKO Zhenhua</b>	AUS	3	11	11	11		
Y	CUMMINGS Natalie	GUY	0	3	3	7		
Duration of Match 2			13min	3min	3min	5min		

Match 3			Match	Game 1	Game 2	Game 3	Game 4	Game 5
C/B	<b>MIAO M / DEDERKO Z</b>	AUS	3	11	11	11		
Z/Y	EDGHILL C / CUMMINGS N	GUY	0	1	9	5		
Duration of Match 3			13min	3min	5min	4min		

Duration of Team Match	<b>55min</b>
------------------------	--------------

Player Statistics	Australia (AUS)					Guyana (GUY)						
	Match					Team Match	Match					Team Match
	1	2	3	4	5		1	2	3	4	5	
Points won	39	12	22			73	27	33	25			85
Biggest lead	6	1	7			7	1	8	10			10
Points won on own serve	25	8	14			47	18	18	15			51
Points lost on own serve	9	15	10			34	14	4	8			26
Most consecutive points won	5	2	4			5	4	6	6			6
Greatest deficit overcome	1	-	-			1	-	1	-			1

#### NOTES

The "Greatest deficit overcome" only applies when the player/pair ends up winning the game.

#### LEGEND

**WT** Women's Team



## Detailed Team Match Results

Australia (AUS) 3 - 0 Guyana (GUY)

Match 1: TAPPER Melissa (AUS) 3-0 LOWE Trenace (GUY)

Match Summary		Match	Game 1	Game 2	Game 3	Game 4	Game 5
TAPPER Melissa	AUS	3	11	17	11		
LOWE Trenace	GUY	0	5	15	7		
	Duration	17min	4min	7min	4min		

Team Match No : WT2 Table : 1 Umpires : DZIOBA Greg (CAN) JUTLE Harry (ENG)

Player Statistics	TAPPER Melissa (AUS)						LOWE Trenace (GUY)					
	Game					Match	Game					Match
	1	2	3	4	5		1	2	3	4	5	
Points won	11	17	11			39	5	15	7			27
Biggest lead	6	4	4			6	-	1	-			1
Points won on own serve	6	11	8			25	3	10	5			18
Points lost on own serve	2	5	2			9	5	6	3			14
Most consecutive points won	5	4	3			5	2	4	3			4
Greatest deficit overcome	-	1	-			1	-	-	-			-
Handedness/Grip	Left/Shakehand						Left/					

### Game Progress

1	TAPPER Melissa (AUS)	*0	2	*2	4	*6	7	*8	9	11								
	LOWE Trenace (GUY)	0	*0	2	*2	2	*3	4	*5	5								
2	TAPPER Melissa (AUS)	0	*1	2	*4	5	*5	7	*9	9	*9	10	*10	11	*11	12	*12	13
	LOWE Trenace (GUY)	*0	1	*2	2	*3	5	*5	5	*7	9	*10	11	*11	12	*12	13	*13
		*13	14	*14	15	*16	17											
		14	*14	15	*15	15	15											
3	TAPPER Melissa (AUS)	*0	2	*3	4	*4	5	*6	8	*9	11							
	LOWE Trenace (GUY)	0	*0	1	*2	4	*5	6	*6	7	7							

### NOTES

"\*" denotes server. The "Greatest deficit overcome" only applies when the player ends up winning the game.

### LEGEND

WT Women's Team



### Detailed Team Match Results

Australia (AUS) 3 - 0 Guyana (GUY)

Match 2: DEDERKO Zhenhua (AUS) 3-0 CUMMINGS Natalie (GUY)

Match Summary		Match	Game 1	Game 2	Game 3	Game 4	Game 5
DEDERKO Zhenhua	AUS	3	11	11	11		
CUMMINGS Natalie	GUY	0	3	3	7		
Duration		13min	3min	3min	5min		

Team Match No : WT2 Table : 1 Umpires : DZIOBA Greg (CAN) JUTLE Harry (ENG)

Player Statistics	DEDERKO Zhenhua (AUS)						CUMMINGS Natalie (GUY)					
	Game					Match	Game					Match
	1	2	3	4	5		1	2	3	4	5	
Points won	3	3	6			12	11	11	11			33
Biggest lead	-	-	1			1	8	8	4			8
Points won on own serve	3	1	4			8	6	6	6			18
Points lost on own serve	5	5	5			15	0	2	2			4
Most consecutive points won	2	1	2			2	4	6	4			6
Greatest deficit overcome	-	-	-			-	-	-	1			1
Handedness/Grip	Right/Shakehand						Left/					

#### Game Progress

1	DEDERKO Zhenhua (AUS)	*0	0	*0	1	*1	3	*3	3
	CUMMINGS Natalie (GUY)	0	*2	4	*5	7	*7	9	11
2	DEDERKO Zhenhua (AUS)	0	*1	1	*2	3	*3	3	3
	CUMMINGS Natalie (GUY)	*0	1	*3	4	*5	7	*9	11
3	DEDERKO Zhenhua (AUS)	0	1	*1	2	*4	5	*5	7
	CUMMINGS Natalie (GUY)	0	*1	3	*4	4	*5	7	*7

#### NOTES

"\*" denotes server. The "Greatest deficit overcome" only applies when the player ends up winning the game.

#### LEGEND

WT Women's Team



## Detailed Team Match Results

**Australia (AUS) 3 - 0 Guyana (GUY)**

**Match 3:** **MIAO Miao (AUS) 3-0 EDGHILL Chelsea (GUY)**  
**DEDERKO Zhenhua CUMMINGS Natalie**

Match Summary		Match	Game 1	Game 2	Game 3	Game 4	Game 5
MIAO Miao / DEDERKO Z	AUS	3	11	11	11		
EDGHILL Chelsea / CUMMINGS N	GUY	0	1	9	5		
Duration		13min	3min	5min	4min		

Team Match No : WT2 Table : 1 Umpires : DZIOBA Greg (CAN) JUTLE Harry (ENG)

Player Statistics	MIAO M / DEDERKO Z (AUS)						EDGHILL C / CUMMINGS N (GUY)					
	Game					Match	Game					Match
	1	2	3	4	5		1	2	3	4	5	
Points won	1	11	10			22	11	9	5			25
Biggest lead	-	3	7			7	10	-	-			10
Points won on own serve	0	8	6			14	5	6	4			15
Points lost on own serve	6	3	1			10	1	3	4			8
Most consecutive points won	1	2	4			4	6	3	2			6
Greatest deficit overcome	-	-	-			-	-	-	-			-
Handedness/Grip	Right/Shakehand - Right/Shakehand						Right/ - Left/					

### Game Progress

1	<b>MIAO M / DEDERKO Z (AUS)</b>	*-0	0	*-0	0	*-1	1	1				
	EDGHILL C / CUMMINGS N (GUY)	0	*-2	4	*-6	7	*-9	11				
2	<b>MIAO M / DEDERKO Z (AUS)</b>	0	*-2	3	*-4	4	*-6	6	*-7	8	*-9	11
	EDGHILL C / CUMMINGS N (GUY)	*-0	0	*-1	2	*-4	4	*-6	7	*-8	9	9
3	<b>MIAO M / DEDERKO Z (AUS)</b>	0	*-2	3	*-5	6	*-8	9	*-10	11		
	EDGHILL C / CUMMINGS N (GUY)	0	0	*-1	1	*-2	2	*-3	4	5		

### NOTES

"\*-." denotes first player of pair is server, "-\*" denotes second player of pair is server. The "Greatest deficit overcome" only applies when the pair ends up winning the game.

### LEGEND

**WT** Women's Team



## Detailed Team Match Results

**England (ENG) 3 - 0 United Republic of Tanzania (TAN)**

Team Match No : WT23 Table : 9 Umpires : PETERS John (NGR) CHIN Kenny (MAS)

Match 1			Match	Game 1	Game 2	Game 3	Game 4	Game 5
A	<b>DRINKHALL Joanna</b>	ENG	3	11	11	11		
X	NGODOKI Agnes Wiron	TAN	0	2	7	3		
Duration of Match 1			11min	3min	5min	3min		

Match 2			Match	Game 1	Game 2	Game 3	Game 4	Game 5
B	<b>SIBLEY Kelly</b>	ENG	3	11	11	12		
Y	MWAISYULA Neema Dennis	TAN	0	2	5	10		
Duration of Match 2			16min	3min	4min	6min		

Match 3			Match	Game 1	Game 2	Game 3	Game 4	Game 5
C/B	<b>HICKS H / SIBLEY K</b>	ENG	3	11	11	11		
Z/Y	MOHAMED MA / MWAISYULA ND	TAN	0	3	3	2		
Duration of Match 3			13min	4min	4min	4min		

Duration of Team Match	<b>51min</b>
------------------------	--------------

Player Statistics	England (ENG)					United Republic of Tanzania (TAN)						
	Match					Team Match	Match					Team Match
	1	2	3	4	5		1	2	3	4	5	
Points won	32	34	33			99	12	16	8			36
Biggest lead	9	9	9			9	-	1	-			1
Points won on own serve	18	19	16			53	7	10	4			21
Points lost on own serve	5	6	4			15	14	15	17			46
Most consecutive points won	7	5	7			7	2	3	2			3
Greatest deficit overcome	-	1	-			1	-	-	-			-

### NOTES

The "Greatest deficit overcome" only applies when the player/pair ends up winning the game.

### LEGEND

**WT** Women's Team



## Detailed Team Match Results

England (ENG) 3 - 0 United Republic of Tanzania (TAN)

Match 1: DRINKHALL Joanna (ENG) 3-0 NGODOKI Agnes Wiron (TAN)

Match Summary		Match	Game 1	Game 2	Game 3	Game 4	Game 5
DRINKHALL Joanna	ENG	3	11	11	11		
NGODOKI Agnes Wiron	TAN	0	2	7	3		
Duration		11min	3min	5min	3min		

Team Match No : WT23 Table : 9 Umpires : PETERS John (NGR) CHIN Kenny (MAS)

Player Statistics	DRINKHALL Joanna (ENG)						NGODOKI Agnes Wiron (TAN)					
	Game					Match	Game					Match
	1	2	3	4	5		1	2	3	4	5	
Points won	11	10	11			32	2	7	3			12
Biggest lead	9	6	9			9	-	-	-			-
Points won on own serve	7	4	7			18	2	3	2			7
Points lost on own serve	0	4	1			5	4	6	4			14
Most consecutive points won	7	5	7			7	1	2	2			2
Greatest deficit overcome	-	-	-			-	-	-	-			-
Handedness/Grip	Right/						/					

### Game Progress

1	DRINKHALL Joanna (ENG)	*0	2	*3	5	*7	9	*10	11		
	NGODOKI Agnes Wiron (TAN)	0	*0	1	*1	1	*1	2	2		
2	DRINKHALL Joanna (ENG)	0	*2	3	*5	7	*7	8	*9	9	11
	NGODOKI Agnes Wiron (TAN)	0	0	*1	1	*1	3	*4	5	*7	7
3	DRINKHALL Joanna (ENG)	*0	2	*4	6	*7	9	*10	11		
	NGODOKI Agnes Wiron (TAN)	0	*0	0	*0	1	*1	2	3		

### NOTES

"\*" denotes server. The "Greatest deficit overcome" only applies when the player ends up winning the game.

### LEGEND

WT Women's Team



## Detailed Team Match Results

England (ENG) 3 - 0 United Republic of Tanzania (TAN)

Match 2: SIBLEY Kelly (ENG) 3-0 MWAISYULA Neema Dennis (TAN)

Match Summary		Match	Game 1	Game 2	Game 3	Game 4	Game 5
SIBLEY Kelly	ENG	3	11	11	12		
MWAISYULA Neema Dennis	TAN	0	2	5	10		
	Duration	16min	3min	4min	6min		

Team Match No : WT23 Table : 9 Umpires : PETERS John (NGR) CHIN Kenny (MAS)

Player Statistics	SIBLEY Kelly (ENG)						MWAISYULA Neema Dennis (TAN)					
	Game					Match	Game					Match
	1	2	3	4	5		1	2	3	4	5	
Points won	11	11	12			34	2	5	9			16
Biggest lead	9	6	4			9	-	-	1			1
Points won on own serve	6	6	7			19	1	3	6			10
Points lost on own serve	1	2	3			6	5	5	5			15
Most consecutive points won	5	4	4			5	1	2	3			3
Greatest deficit overcome	-	-	1			1	-	-	-			-
Handedness/Grip	Right/						/					

### Game Progress

1	SIBLEY Kelly (ENG)	*0	2	*3	5	*7	8	*10	11					
	MWAISYULA Neema Dennis (TAN)	0	*0	1	*1	1	*2	2	2					
2	SIBLEY Kelly (ENG)	0	*1	3	*4	5	*6	7	*9	11				
	MWAISYULA Neema Dennis (TAN)	*0	1	*1	2	*3	4	*5	5	5				
3	SIBLEY Kelly (ENG)	0	1	*3	4	*5	7	*7	8	*9	10	*10	11	12
	MWAISYULA Neema Dennis (TAN)	0	*1	1	*2	3	*3	5	*6	7	*8	10	*10	10

### NOTES

"\*" denotes server. The "Greatest deficit overcome" only applies when the player ends up winning the game.

### LEGEND

WT Women's Team





## Detailed Team Match Results

England (ENG) 3 - 0 United Republic of Tanzania (TAN)

**Match 3:** **HICKS Hannah (ENG) 3-0 MOHAMED Mwamvita A (TAN)**  
**SIBLEY Kelly MWAISYULA Neema Dennis**

Match Summary		Match	Game 1	Game 2	Game 3	Game 4	Game 5
HICKS Hannah / SIBLEY K	ENG	3	11	11	11		
MOHAMED Mwamvita A / MWAISYULA ND	TAN	0	3	3	2		
Duration		13min	4min	4min	4min		

Team Match No : WT23 Table : 9 Umpires : PETERS John (NGR) CHIN Kenny (MAS)

Player Statistics	HICKS H / SIBLEY K (ENG)						MOHAMED MA / MWAISYULA ND (TAN)					
	Game					Match	Game					Match
	1	2	3	4	5		1	2	3	4	5	
Points won	11	11	11			33	3	3	2			8
Biggest lead	8	8	9			9	-	-	-			-
Points won on own serve	5	6	5			16	2	1	1			4
Points lost on own serve	1	2	1			4	6	5	6			17
Most consecutive points won	5	7	7			7	1	1	2			2
Greatest deficit overcome	-	-	-			-	-	-	-			-
Handedness/Grip	Right/ - Right/						/ - /					

### Game Progress

1	HICKS H / SIBLEY K (ENG)	0	*-1	3	*-5	6	*-8	10	11
	MOHAMED MA / MWAISYULA ND (TAN)	*-0	1	*-1	1	*-2	2	*-2	3
2	HICKS H / SIBLEY K (ENG)	*-0	1	*-3	4	*-5	7	*-9	11
	MOHAMED MA / MWAISYULA ND (TAN)	0	*-1	1	*-2	3	*-3	3	3
3	HICKS H / SIBLEY K (ENG)	0	*-2	4	*-6	7	*-8	10	11
	MOHAMED MA / MWAISYULA ND (TAN)	*-0	0	*-0	0	*-1	2	*-2	2

### NOTES

"\*-." denotes first player of pair is server, "-\*" denotes second player of pair is server. The "Greatest deficit overcome" only applies when the pair ends up winning the game.

### LEGEND

WT Women's Team



### Detailed Team Match Results

#### Ghana (GHA) 2 - 3 Trinidad and Tobago (TTO)

Team Match No : WT24 Table : 10 Umpires : MADHOSINGH Chandra (CAN) le PAGE Tim (GGY)

Match 1			Match	Game 1	Game 2	Game 3	Game 4	Game 5
A	<b>KWABI Cynthia</b>	GHA	3	11	9	11	11	11
X	EDWARDS Aleena	TTO	2	2	11	4	13	9
Duration of Match 1			25min	3min	5min	3min	6min	5min

Match 2			Match	Game 1	Game 2	Game 3	Game 4	Game 5
B	BAAH-DANSO Celia	GHA	0	7	4	7		
Y	<b>CHUNG Rheann</b>	TTO	3	11	11	11		
Duration of Match 2			14min	4min	4min	4min		

Match 3			Match	Game 1	Game 2	Game 3	Game 4	Game 5
C/B	BORQUAYE B / BAAH-DANSO C	GHA	2	9	8	13	11	10
Z/X	<b>SPICER C / EDWARDS A</b>	TTO	3	11	11	11	9	12
Duration of Match 3			37min	5min	5min	7min	6min	7min

Match 4			Match	Game 1	Game 2	Game 3	Game 4	Game 5
A	<b>KWABI Cynthia</b>	GHA	3	11	11	11		
Z	SPICER Catherine	TTO	0	6	6	6		
Duration of Match 4			14min	4min	3min	4min		

Match 5			Match	Game 1	Game 2	Game 3	Game 4	Game 5
C	BORQUAYE Bernice	GHA	0	5	4	4		
Y	<b>CHUNG Rheann</b>	TTO	3	11	11	11		
Duration of Match 5			11min	4min	3min	3min		

Duration of Team Match	2h3min
------------------------	--------

Player Statistics	Ghana (GHA)						Trinidad and Tobago (TTO)					
	Match					Team Match	Match					Team Match
	1	2	3	4	5		1	2	3	4	5	
Points won	53	18	50	33	13	167	39	33	54	18	32	176
Biggest lead	9	2	4	5	-	9	4	7	4	2	9	9
Points won on own serve	27	8	28	16	7	86	19	17	29	9	16	90
Points lost on own serve	20	16	25	9	16	86	26	10	22	17	6	81
Most consecutive points won	5	3	5	4	3	5	4	7	6	3	9	9
Greatest deficit overcome	2	-	3	2	-	3	2	2	3	-	-	3

**NOTES**

The "Greatest deficit overcome" only applies when the player/pair ends up winning the game.

**LEGEND**

WT Women's Team



## Detailed Team Match Results

Ghana (GHA) 2 - 3 Trinidad and Tobago (TTO)

Match 1: **KWABI Cynthia (GHA) 3-2 EDWARDS Aleena (TTO)**

Match Summary		Match	Game 1	Game 2	Game 3	Game 4	Game 5
<b>KWABI Cynthia</b>	<b>GHA</b>	<b>3</b>	11	9	11	11	11
EDWARDS Aleena	TTO	2	2	11	4	13	9
	Duration	<b>25min</b>	3min	5min	3min	6min	5min

Team Match No : WT24 Table : 10 Umpires : MADHOSINGH Chandra (CAN) le PAGE Tim (GGY)

Player Statistics	KWABI Cynthia (GHA)						EDWARDS Aleena (TTO)					
	Game					Match	Game					Match
	1	2	3	4	5		1	2	3	4	5	
Points won	11	9	11	11	11	<b>53</b>	2	11	4	13	9	<b>39</b>
Biggest lead	9	2	7	2	2	<b>9</b>	-	4	-	2	2	<b>4</b>
Points won on own serve	6	5	4	5	7	<b>27</b>	1	6	0	6	6	<b>19</b>
Points lost on own serve	1	5	4	7	3	<b>20</b>	5	4	7	6	4	<b>26</b>
Most consecutive points won	5	3	5	3	4	<b>5</b>	1	4	2	3	3	<b>4</b>
Greatest deficit overcome	-	-	-	-	2	<b>2</b>	-	2	-	2	-	<b>2</b>
Handedness/Grip	Right/						Right/					

### Game Progress

1	<b>KWABI Cynthia (GHA)</b>	*0	2	*4	5	*7	9	*10	<b>11</b>							
	EDWARDS Aleena (TTO)	0	*0	0	*1	1	*1	2	<b>2</b>							
2	<b>KWABI Cynthia (GHA)</b>	0	*1	2	*3	5	*5	6	*6	6	*8	<b>9</b>				
	EDWARDS Aleena (TTO)	*0	1	*2	3	*3	5	*6	8	*10	10	<b>11</b>				
3	<b>KWABI Cynthia (GHA)</b>	*0	2	*4	5	*7	7	*9	10	<b>11</b>						
	EDWARDS Aleena (TTO)	0	*0	0	*1	1	*3	3	*4	<b>4</b>						
4	<b>KWABI Cynthia (GHA)</b>	0	*1	2	*3	4	*5	7	*8	8	*9	10	*11	11	*11	<b>11</b>
	EDWARDS Aleena (TTO)	*0	1	*2	3	*4	5	*5	6	*8	9	*10	10	*11	12	<b>13</b>
5	<b>KWABI Cynthia (GHA)</b>	*0	1	*2	4	*4	5	*6	7	*7	9	<b>11</b>				
	EDWARDS Aleena (TTO)	0	*1	2	*2	4	*5	6	*7	9	*9	<b>9</b>				

### NOTES

"\*" denotes server. The "Greatest deficit overcome" only applies when the player ends up winning the game.

### LEGEND

**WT** Women's Team



## Detailed Team Match Results

Ghana (GHA) 2 - 3 Trinidad and Tobago (TTO)

**Match 2:** BAAH-DANSO Celia (GHA) 0-3 CHUNG Rheann (TTO)

Match Summary		Match	Game 1	Game 2	Game 3	Game 4	Game 5
BAAH-DANSO Celia	GHA	0	7	4	7		
CHUNG Rheann	TTO	3	11	11	11		
Duration		14min	4min	4min	4min		

Team Match No : WT24 Table : 10 Umpires : MADHOSINGH Chandra (CAN) le PAGE Tim (GGY)

Player Statistics	BAAH-DANSO Celia (GHA)						CHUNG Rheann (TTO)					
	Game					Match	Game					Match
	1	2	3	4	5		1	2	3	4	5	
Points won	7	4	7			18	11	11	11			33
Biggest lead	-	1	2			2	5	7	4			7
Points won on own serve	5	1	2			8	8	4	5			17
Points lost on own serve	3	7	6			16	2	3	5			10
Most consecutive points won	3	2	3			3	3	7	4			7
Greatest deficit overcome	-	-	-			-	-	1	2			2
Handedness/Grip	Right/						Right/					

### Game Progress

1	BAAH-DANSO Celia (GHA)	0	*0	1	*1	2	*3	5	*6	7	7
	CHUNG Rheann (TTO)	*0	2	*3	5	*6	7	*7	8	*9	11
2	BAAH-DANSO Celia (GHA)	*0	1	*2	2	*2	2	*4	4	4	4
	CHUNG Rheann (TTO)	0	*1	2	*4	6	*8	8	*10	11	
3	BAAH-DANSO Celia (GHA)	0	*2	3	*3	3	*4	5	*7	7	7
	CHUNG Rheann (TTO)	*0	0	*1	3	*5	6	*7	7	*9	11

### NOTES

"\*" denotes server. The "Greatest deficit overcome" only applies when the player ends up winning the game.

### LEGEND

WT Women's Team



## Detailed Team Match Results

Ghana (GHA) 2 - 3 Trinidad and Tobago (TTO)

**Match 3:** BORQUAYE Bernice (GHA) 2-3 SPICER Catherine (TTO)  
BAAH-DANSO Celia EDWARDS Aleena

Match Summary		Match	Game 1	Game 2	Game 3	Game 4	Game 5
BORQUAYE Bernice / BAAH-DANSO C	GHA	2	9	8	13	11	10
SPICER Catherine / EDWARDS A	TTO	3	11	11	11	9	12
Duration		37min	5min	5min	7min	6min	7min

Team Match No : WT24 Table : 10 Umpires : MADHOSINGH Chandra (CAN) le PAGE Tim (GGY)

Player Statistics	BORQUAYE B / BAAH-DANSO C (GHA)						SPICER C / EDWARDS A (TTO)					
	Game					Match	Game					Match
	1	2	3	4	5		1	2	3	4	5	
Points won	9	8	12	11	10	50	11	11	11	9	12	54
Biggest lead	-	3	4	3	-	4	3	3	1	3	4	4
Points won on own serve	3	4	7	5	9	28	4	5	6	4	10	29
Points lost on own serve	7	6	5	5	2	25	6	4	5	6	1	22
Most consecutive points won	3	2	3	5	3	5	3	3	5	6	3	6
Greatest deficit overcome	-	-	1	3	-	3	-	3	-	-	-	3
Handedness/Grip	Right/ - Right/						Right/ - Right/					

### Game Progress

1	BORQUAYE Bernice (GHA)	0	*-0	1	*-2	3	*-5	5	*-6	7	*-9	9				
	SPICER Catherine (TTO)	*-0	2	*-3	4	*-5	5	*-7	8	*-9	9	11				
2	BORQUAYE B / BAAH-DANSO C (GHA)	*-0	2	*-3	4	*-5	5	*-6	6	*-7	8	8				
	SPICER C / EDWARDS A (TTO)	0	*-0	1	*-2	3	*-5	6	*-8	9	*-10	11				
3	BORQUAYE B / BAAH-DANSO C (GHA)	0	*-2	3	*-3	5	*-6	7	*-9	10	*-10	10	*-10	11	*-12	13
	SPICER C / EDWARDS A (TTO)	0	0	*-1	3	*-3	4	*-5	5	*-6	8	*-10	11	*-11	11	11
4	BORQUAYE B / BAAH-DANSO C (GHA)	*-0	0	*-1	3	*-5	6	*-6	6	*-7	9	11				
	SPICER C / EDWARDS A (TTO)	0	*-2	3	*-3	3	*-4	6	*-8	9	*-9	9				
5	BORQUAYE B / BAAH-DANSO C (GHA)	0	*-0	2	*-2	3	*-3	5	*-5	7	*-8	10	*-10	10		
	SPICER C / EDWARDS A (TTO)	*-0	2	*-2	4	*-5	7	*-7	9	*-9	10	*-10	11	12		

### NOTES

"\*-." denotes first player of pair is server, "-\*" denotes second player of pair is server. The "Greatest deficit overcome" only applies when the pair ends up winning the game.

### LEGEND

WT Women's Team



### Detailed Team Match Results

Ghana (GHA) 2 - 3 Trinidad and Tobago (TTO)

**Match 4:** KWABI Cynthia (GHA) 3-0 SPICER Catherine (TTO)

Match Summary		Match	Game 1	Game 2	Game 3	Game 4	Game 5
KWABI Cynthia	GHA	3	11	11	11		
SPICER Catherine	TTO	0	6	6	6		
Duration		14min	4min	3min	4min		

Team Match No : WT24 Table : 10 Umpires : MADHOSINGH Chandra (CAN) le PAGE Tim (GGY)

Player Statistics	KWABI Cynthia (GHA)						SPICER Catherine (TTO)					
	Game					Match	Game					Match
	1	2	3	4	5		1	2	3	4	5	
Points won	11	11	11			33	6	6	6			18
Biggest lead	5	5	5			5	2	1	1			2
Points won on own serve	5	7	4			16	3	4	2			9
Points lost on own serve	3	2	4			9	6	4	7			17
Most consecutive points won	4	3	4			4	3	1	1			3
Greatest deficit overcome	2	1	1			2	-	-	-			-
Handedness/Grip	Right/						Right/					

#### Game Progress

1	KWABI Cynthia (GHA)	0	*1	2	*2	4	*6	7	*9	10	11
	SPICER Catherine (TTO)	*0	1	*2	4	*4	4	*5	5	*6	6
2	KWABI Cynthia (GHA)	*0	1	*2	4	*5	6	*7	9	*10	11
	SPICER Catherine (TTO)	0	*1	2	*2	3	*4	5	*5	6	6
3	KWABI Cynthia (GHA)	0	*1	2	*4	5	*6	7	*9	10	11
	SPICER Catherine (TTO)	*0	1	*2	2	*3	4	*5	5	*6	6

#### NOTES

"\*" denotes server. The "Greatest deficit overcome" only applies when the player ends up winning the game.

#### LEGEND

WT Women's Team



### Detailed Team Match Results

Ghana (GHA) 2 - 3 Trinidad and Tobago (TTO)

**Match 5:** BORQUAYE Bernice (GHA) 0-3 CHUNG Rheann (TTO)

Match Summary		Match	Game 1	Game 2	Game 3	Game 4	Game 5
BORQUAYE Bernice	GHA	0	5	4	4		
CHUNG Rheann	TTO	3	11	11	11		
Duration		11min	4min	3min	3min		

Team Match No : WT24 Table : 10 Umpires : MADHOSINGH Chandra (CAN) le PAGE Tim (GGY)

Player Statistics	BORQUAYE Bernice (GHA)						CHUNG Rheann (TTO)					
	Game					Match	Game					Match
	1	2	3	4	5		1	2	3	4	5	
Points won	5	4	4			13	11	11	10			32
Biggest lead	-	-	-			-	6	9	7			9
Points won on own serve	2	3	2			7	5	6	5			16
Points lost on own serve	6	5	5			16	3	1	2			6
Most consecutive points won	2	3	2			3	3	9	6			9
Greatest deficit overcome	-	-	-			-	-	-	-			-
Handedness/Grip	Right/						Right/					

#### Game Progress

1	BORQUAYE Bernice (GHA)	0	*0	1	*2	3	*4	4	*5	5
	CHUNG Rheann (TTO)	*0	2	*3	4	*5	6	*8	9	11
2	BORQUAYE Bernice (GHA)	*0	1	*1	1	*1	1	*2	4	4
	CHUNG Rheann (TTO)	0	*1	3	*5	7	*9	10	*10	11
3	BORQUAYE Bernice (GHA)	0	*0	1	*1	1	*2	3	*4	4
	CHUNG Rheann (TTO)	0	2	*3	5	*7	8	*9	10	11

#### NOTES

"\*" denotes server. The "Greatest deficit overcome" only applies when the player ends up winning the game.

#### LEGEND

WT Women's Team



## Detailed Team Match Results

Trinidad and Tobago (TTO) **0 - 3** England (ENG)

Team Match No : WT13 Table : 5 Umpires : WILLIAMS Jackie (WAL) NEELAKANTA IYER Ganeshan (IND)

Match 1			Match	Game 1	Game 2	Game 3	Game 4	Game 5
A	CHUNG Rheann	TTO	0	7	10	6		
X	DRINKHALL Joanna	ENG	3	11	12	11		
Duration of Match 1			20min	3min	8min	6min		

Match 2			Match	Game 1	Game 2	Game 3	Game 4	Game 5
B	SPICER Catherine	TTO	0	9	8	1		
Y	SIBLEY Kelly	ENG	3	11	11	11		
Duration of Match 2			16min	5min	5min	3min		

Match 3			Match	Game 1	Game 2	Game 3	Game 4	Game 5
C/A	QUASHIE A / CHUNG R	TTO	0	6	2	3		
Z/Y	HO TT / SIBLEY K	ENG	3	11	11	11		
Duration of Match 3			14min	5min	4min	4min		

Duration of Team Match	59min
------------------------	-------

Player Statistics	Trinidad and Tobago (TTO)					England (ENG)						
	Match				Team Match	Match				Team Match		
	1	2	3	4		5	1	2	3		4	5
Points won	23	18	11			52	34	32	32			98
Biggest lead	5	4	1			5	8	10	9			10
Points won on own serve	10	9	7			26	17	17	17			51
Points lost on own serve	17	15	15			47	13	9	4			26
Most consecutive points won	6	5	5			6	5	8	8			8
Greatest deficit overcome	-	-	-			-	5	4	1			5

### NOTES

The "Greatest deficit overcome" only applies when the player/pair ends up winning the game.

### LEGEND

WT Women's Team





## Detailed Team Match Results

Trinidad and Tobago (TTO) **0 - 3** England (ENG)

**Match 1:** CHUNG Rheann (TTO) **0-3** DRINKHALL Joanna (ENG)

Match Summary		Match	Game 1	Game 2	Game 3	Game 4	Game 5
CHUNG Rheann	TTO	0	7	10	6		
DRINKHALL Joanna	ENG	3	11	12	11		
Duration		20min	3min	8min	6min		

Team Match No : WT13 Table : 5 Umpires : WILLIAMS Jackie (WAL) NEELAKANTA IYER Ganeshan (IND)

Player Statistics	CHUNG Rheann (TTO)						DRINKHALL Joanna (ENG)					
	Game					Match	Game					Match
	1	2	3	4	5		1	2	3	4	5	
Points won	7	10	6			23	11	12	11			34
Biggest lead	-	5	-			5	8	2	5			8
Points won on own serve	2	4	4			10	5	5	7			17
Points lost on own serve	6	7	4			17	5	6	2			13
Most consecutive points won	5	6	3			6	5	3	4			5
Greatest deficit overcome	-	-	-			-	-	5	-			5
Handedness/Grip	Right/						Right/					

### Game Progress

1	CHUNG Rheann (TTO)	0	*0	0	*1	1	*2	2	*4	6	7			
	DRINKHALL Joanna (ENG)	*0	2	*4	5	*7	8	*10	10	*10	11			
2	CHUNG Rheann (TTO)	*0	1	*3	5	*6	7	*8	8	*9	9	*10	10	10
	DRINKHALL Joanna (ENG)	0	*1	1	*1	2	*3	4	*6	7	*9	10	*11	12
3	CHUNG Rheann (TTO)	0	*0	2	*3	3	*3	5	*6	6	6			
	DRINKHALL Joanna (ENG)	*0	2	*2	3	*5	7	*7	8	*10	11			

### NOTES

"\*" denotes server. The "Greatest deficit overcome" only applies when the player ends up winning the game.

### LEGEND

WT Women's Team



## Detailed Team Match Results

Trinidad and Tobago (TTO) **0 - 3** England (ENG)

**Match 2:** SPICER Catherine (TTO) **0-3** SIBLEY Kelly (ENG)

Match Summary		Match	Game 1	Game 2	Game 3	Game 4	Game 5
SPICER Catherine	TTO	0	9	8	1		
SIBLEY Kelly	ENG	3	11	11	11		
Duration		16min	5min	5min	3min		

Team Match No : WT13 Table : 5 Umpires : WILLIAMS Jackie (WAL) NEELAKANTA IYER Ganeshan (IND)

Player Statistics	SPICER Catherine (TTO)						SIBLEY Kelly (ENG)					
	Game					Match	Game					Match
	1	2	3	4	5		1	2	3	4	5	
Points won	9	8	1			18	11	11	10			32
Biggest lead	4	2	-			4	2	7	10			10
Points won on own serve	6	3	0			9	7	5	5			17
Points lost on own serve	4	6	5			15	3	5	1			9
Most consecutive points won	3	5	1			5	4	8	8			8
Greatest deficit overcome	-	-	-			-	4	2	-			4
Handedness/Grip	Right/						Right/					

### Game Progress

1	SPICER Catherine (TTO)	*0	2	*3	4	*5	7	*7	7	*8	9	9
	SIBLEY Kelly (ENG)	0	*0	1	*2	3	*3	5	*7	8	*9	11
2	SPICER Catherine (TTO)	0	*2	2	*2	2	*2	3	*4	6	*8	8
	SIBLEY Kelly (ENG)	*0	0	*2	4	*6	8	*9	10	*10	10	11
3	SPICER Catherine (TTO)	0	0	*1	1	*1	1	1				1
	SIBLEY Kelly (ENG)	0	*2	3	*5	7	*9	11				

### NOTES

"\*" denotes server. The "Greatest deficit overcome" only applies when the player ends up winning the game.

### LEGEND

WT Women's Team



## Detailed Team Match Results

Trinidad and Tobago (TTO) **0 - 3** England (ENG)

**Match 3:** QUASHIE Ashley (TTO) **0-3** HO Tin-Tin (ENG)  
CHUNG Rheann SIBLEY Kelly

Match Summary		Match	Game 1	Game 2	Game 3	Game 4	Game 5
QUASHIE Ashley / CHUNG R	TTO	0	6	2	3		
HO Tin-Tin / SIBLEY K	ENG	3	11	11	11		
Duration		14min	5min	4min	4min		

Team Match No : WT13 Table : 5 Umpires : WILLIAMS Jackie (WAL) NEELAKANTA IYER Ganeshan (IND)

Player Statistics	QUASHIE A / CHUNG R (TTO)						HO TT / SIBLEY K (ENG)					
	Game					Match	Game					Match
	1	2	3	4	5		1	2	3	4	5	
Points won	6	2	3			11	11	11	10			32
Biggest lead	1	-	-			1	7	9	8			9
Points won on own serve	4	1	2			7	6	6	5			17
Points lost on own serve	5	5	5			15	2	1	1			4
Most consecutive points won	5	1	1			5	8	6	8			8
Greatest deficit overcome	-	-	-			-	1	-	-			1
Handedness/Grip	Right/ - Right/						Right/ - Right/					

### Game Progress

1	QUASHIE A / CHUNG R (TTO)	*-0	1	*-1	1	*-1	2	*-4	6	*-6	6
	HO TT / SIBLEY K (ENG)	0	*-1	3	*-5	7	*-8	8	*-8	10	11
2	QUASHIE A / CHUNG R (TTO)	0	*-0	0	*-1	2	*-2	2	2	2	2
	HO TT / SIBLEY K (ENG)	*-0	2	*-4	5	*-6	8	*-10	11		
3	QUASHIE A / CHUNG R (TTO)	0	1	*-2	2	*-2	2	*-2	3		
	HO TT / SIBLEY K (ENG)	0	*-1	2	*-4	6	*-8	10	11		

### NOTES

"\*-." denotes first player of pair is server, "-\*" denotes second player of pair is server. The "Greatest deficit overcome" only applies when the pair ends up winning the game.

### LEGEND

WT Women's Team



## Detailed Team Match Results

United Republic of Tanzania (TAN) 2 - 3 Ghana (GHA)

Team Match No : WT14 Table : 6 Umpires : HO Roger (SIN) CURTIS Neil (ENG)

Match 1			Match	Game 1	Game 2	Game 3	Game 4	Game 5
A	MWAISYULA Neema Dennis	TAN	3	11	8	13	1	11
X	BAAH-DANSO Celia	GHA	2	5	11	11	11	9
Duration of Match 1			26min	3min	4min	6min	3min	6min

Match 2			Match	Game 1	Game 2	Game 3	Game 4	Game 5
B	NGODOKI Agnes Wiron	TAN	0	7	4	9		
Y	KWABI Cynthia	GHA	3	11	11	11		
Duration of Match 2			12min	3min	3min	4min		

Match 3			Match	Game 1	Game 2	Game 3	Game 4	Game 5
C/B	MOHAMED MA / NGODOKI AW	TAN	3	8	11	11	11	11
Z/X	BORQUAYE B / BAAH-DANSO C	GHA	2	11	9	9	13	8
Duration of Match 3			30min	4min	5min	5min	7min	5min

Match 4			Match	Game 1	Game 2	Game 3	Game 4	Game 5
A	MWAISYULA Neema Dennis	TAN	1	3	7	12	5	
Z	BORQUAYE Bernice	GHA	3	11	11	10	11	
Duration of Match 4			20min	2min	4min	6min	4min	

Match 5			Match	Game 1	Game 2	Game 3	Game 4	Game 5
C	MOHAMED Mwamvita A	TAN	0	4	7	5		
Y	KWABI Cynthia	GHA	3	11	11	11		
Duration of Match 5			13min	4min	4min	3min		

Duration of Team Match	2h1min
------------------------	--------

Player Statistics	United Republic of Tanzania (TAN)						Ghana (GHA)					
	Match					Team Match	Match					Team Match
	1	2	3	4	5		1	2	3	4	5	
Points won	44	20	51	27	16	158	47	33	50	43	33	206
Biggest lead	6	3	4	2	3	6	10	7	3	8	8	10
Points won on own serve	25	10	24	12	11	82	26	17	23	20	19	105
Points lost on own serve	21	16	27	23	14	101	19	10	27	15	5	76
Most consecutive points won	4	4	4	3	3	4	6	7	4	8	7	8
Greatest deficit overcome	4	-	2	1	-	4	1	3	2	2	3	3

### NOTES

The "Greatest deficit overcome" only applies when the player/pair ends up winning the game.

### LEGEND

WT Women's Team



## Detailed Team Match Results

United Republic of Tanzania (TAN) **2 - 3** Ghana (GHA)

**Match 1:** MWAISYULA Neema Dennis (TAN) **3-2** BAAH-DANSO Celia (GHA)

Match Summary		Match	Game 1	Game 2	Game 3	Game 4	Game 5
MWAISYULA Neema Dennis	TAN	3	11	8	13	1	11
BAAH-DANSO Celia	GHA	2	5	11	11	11	9
Duration		26min	3min	4min	6min	3min	6min

Team Match No : WT14 Table : 6 Umpires : HO Roger (SIN) CURTIS Neil (ENG)

Player Statistics	MWAISYULA Neema Dennis (TAN)						BAAH-DANSO Celia (GHA)					
	Game					Match	Game					Match
	1	2	3	4	5		1	2	3	4	5	
Points won	11	8	13	1	11	44	5	11	11	11	9	47
Biggest lead	6	1	2	-	2	6	-	4	3	10	4	10
Points won on own serve	4	5	10	0	6	25	1	6	9	5	5	26
Points lost on own serve	4	5	2	6	4	21	7	3	3	1	5	19
Most consecutive points won	4	3	3	1	4	4	2	5	3	6	4	6
Greatest deficit overcome	-	-	3	-	4	4	-	1	-	-	-	1
Handedness/Grip	/						Right/					

### Game Progress

1	MWAISYULA Neema Dennis (TAN)	0	*2	3	*4	5	*7	7	*9	11						
	BAAH-DANSO Celia (GHA)	*0	0	*1	2	*3	3	*5	5	5						
2	MWAISYULA Neema Dennis (TAN)	*0	1	*2	2	*2	3	*4	6	*7	8	8				
	BAAH-DANSO Celia (GHA)	0	*1	2	*4	6	*7	8	*8	9	*10	11				
3	MWAISYULA Neema Dennis (TAN)	0	*0	2	*3	4	*4	5	*6	8	*8	10	*10	11	*12	13
	BAAH-DANSO Celia (GHA)	*0	2	*2	3	*4	6	*7	8	*8	10	*10	11	*11	11	11
4	MWAISYULA Neema Dennis (TAN)	*0	0	*0	0	*1	1	1								1
	BAAH-DANSO Celia (GHA)	0	*2	4	*6	7	*9	11								11
5	MWAISYULA Neema Dennis (TAN)	0	*0	0	*2	3	*4	5	*7	9	*9	11				
	BAAH-DANSO Celia (GHA)	*0	2	*4	4	*5	6	*7	7	*7	9	9				9

### NOTES

"\*" denotes server. The "Greatest deficit overcome" only applies when the player ends up winning the game.

### LEGEND

WT Women's Team



## Detailed Team Match Results

United Republic of Tanzania (TAN) **2 - 3** Ghana (GHA)

**Match 2:** NGODOKI Agnes Wiron (TAN) **0-3** KWABI Cynthia (GHA)

Match Summary		Match	Game 1	Game 2	Game 3	Game 4	Game 5
NGODOKI Agnes Wiron	TAN	0	7	4	9		
KWABI Cynthia	GHA	3	11	11	11		
Duration		12min	3min	3min	4min		

Team Match No : WT14 Table : 6 Umpires : HO Roger (SIN) CURTIS Neil (ENG)

Player Statistics	NGODOKI Agnes Wiron (TAN)					Match	KWABI Cynthia (GHA)					Match
	Game						Game					
	1	2	3	4	5		1	2	3	4	5	
Points won	7	4	9			20	11	11	11			33
Biggest lead	3	-	2			3	6	7	3			7
Points won on own serve	4	1	5			10	7	4	6			17
Points lost on own serve	4	7	5			16	3	3	4			10
Most consecutive points won	3	2	4			4	7	4	4			7
Greatest deficit overcome	-	-	-			-	3	-	2			3
Handedness/Grip	/						Right/					

### Game Progress

1	NGODOKI Agnes Wiron (TAN)	0	*2	3	*3	4	*4	4	*4	6	7	
	KWABI Cynthia (GHA)	*0	0	*1	3	*4	6	*8	10	*10	11	
2	NGODOKI Agnes Wiron (TAN)	*0	0	*0	1	*3	3	*4	4	4		
	KWABI Cynthia (GHA)	0	*2	4	*5	5	*7	8	*10	11		
3	NGODOKI Agnes Wiron (TAN)	0	*0	1	*3	4	*5	7	*7	7	*8	9
	KWABI Cynthia (GHA)	*0	2	*3	3	*4	5	*5	7	*9	10	11

### NOTES

"\*" denotes server. The "Greatest deficit overcome" only applies when the player ends up winning the game.

### LEGEND

WT Women's Team



## Detailed Team Match Results

United Republic of Tanzania (TAN) **2 - 3** Ghana (GHA)

**Match 3:** **MOHAMED Mwamvita A (TAN)** **3-2** **BORQUAYE Bernice (GHA)**  
**NGODOKI Agnes Wiron** **BAAH-DANSO Celia**

Match Summary		Match	Game 1	Game 2	Game 3	Game 4	Game 5
MOHAMED Mwamvita A / NGODOKI AW	TAN	3	8	11	11	11	11
BORQUAYE Bernice / BAAH-DANSO C	GHA	2	11	9	9	13	8
Duration		30min	4min	5min	5min	7min	5min

Team Match No : WT14 Table : 6 Umpires : HO Roger (SIN) CURTIS Neil (ENG)

Player Statistics	MOHAMED MA / NGODOKI AW (TAN)						BORQUAYE B / BAAH-DANSO C (GHA)					
	Game					Match	Game					Match
	1	2	3	4	5		1	2	3	4	5	
Points won	8	11	10	11	11	51	11	9	9	13	8	50
Biggest lead	2	4	2	2	4	4	3	-	2	2	-	3
Points won on own serve	5	4	4	5	6	24	6	3	4	6	4	23
Points lost on own serve	5	6	5	7	4	27	3	7	6	6	5	27
Most consecutive points won	3	4	4	4	3	4	4	3	3	3	3	4
Greatest deficit overcome	-	-	2	-	-	2	2	-	-	2	-	2
Handedness/Grip	/ - /						Right/ - Right/					

### Game Progress

1	MOHAMED MA / NGODOKI AW (TAN)	-*0	1	*-2	3	-*5	6	*-6	7	-*7	8	8						
	BORQUAYE B / BAAH-DANSO C (GHA)	0	-*1	2	*-3	3	-*4	6	*-7	9	-*10	11						
2	MOHAMED MA / NGODOKI AW (TAN)	0	-*2	4	*-4	5	-*7	7	*-9	9	-*10	11						
	BORQUAYE B / BAAH-DANSO C (GHA)	-*0	0	*-0	2	-*3	3	*-5	5	-*7	8	9						
3	MOHAMED MA / NGODOKI AW (TAN)	0	2	*-2	3	-*3	5	*-7	7	-*9	9	11						
	BORQUAYE B / BAAH-DANSO C (GHA)	0	-*0	2	*-3	5	-*5	5	*-7	7	-*9	9						
4	MOHAMED MA / NGODOKI AW (TAN)	0	-*1	2	*-3	4	-*4	6	*-8	8	-*9	10	*-11	11	-*11	11	-*11	11
	BORQUAYE B / BAAH-DANSO C (GHA)	-*0	1	*-2	3	-*4	6	*-6	6	-*8	9	*-10	10	-*11	12	13		
5	MOHAMED MA / NGODOKI AW (TAN)	-*0	1	*-3	4	-*6	7	*-7	8	-*8	10	11						
	BORQUAYE B / BAAH-DANSO C (GHA)	0	-*1	1	*-2	2	-*3	5	*-6	8	-*8	8						

### NOTES

"\*-." denotes first player of pair is server, "-\*" denotes second player of pair is server. The "Greatest deficit overcome" only applies when the pair ends up winning the game.

### LEGEND

WT Women's Team



### Detailed Team Match Results

United Republic of Tanzania (TAN) **2 - 3** Ghana (GHA)

**Match 4:** MWAISYULA Neema Dennis (TAN) **1-3** BORQUAYE Bernice (GHA)

Match Summary		Match	Game 1	Game 2	Game 3	Game 4	Game 5
MWAISYULA Neema Dennis	TAN	1	3	7	12	5	
BORQUAYE Bernice	GHA	3	11	11	10	11	
Duration		20min	2min	4min	6min	4min	

Team Match No : WT14 Table : 6 Umpires : HO Roger (SIN) CURTIS Neil (ENG)

Player Statistics	MWAISYULA Neema Dennis (TAN)					Match	BORQUAYE Bernice (GHA)					Match
	Game						Game					
	1	2	3	4	5		1	2	3	4	5	
Points won	3	7	12	5		27	11	11	10	11		43
Biggest lead	1	1	2	2		2	8	5	1	6		8
Points won on own serve	1	4	6	1		12	6	5	5	4		20
Points lost on own serve	5	6	5	7		23	2	3	6	4		15
Most consecutive points won	1	2	2	3		3	8	4	3	4		8
Greatest deficit overcome	-	-	1	-		1	1	1	-	2		2
Handedness/Grip	/						Right/					

#### Game Progress

1	MWAISYULA Neema Dennis (TAN)	0	*1	2	*3	3	*3	3	3	3				
	BORQUAYE Bernice (GHA)	*0	1	*2	3	*5	7	*9	11					
2	MWAISYULA Neema Dennis (TAN)	*0	1	*2	3	*3	3	*4	5	*6	7			
	BORQUAYE Bernice (GHA)	0	*1	2	*3	5	*7	8	*9	10	11			
3	MWAISYULA Neema Dennis (TAN)	0	*1	2	*3	4	*6	7	*7	8	*9	10	*11	12
	BORQUAYE Bernice (GHA)	*0	1	*2	3	*4	4	*5	7	*8	9	*10	10	10
4	MWAISYULA Neema Dennis (TAN)	*0	1	*3	3	*4	4	*5	5	5	5			
	BORQUAYE Bernice (GHA)	0	*1	1	*3	4	*6	7	*9	11				

#### NOTES

"\*" denotes server. The "Greatest deficit overcome" only applies when the player ends up winning the game.

#### LEGEND

WT Women's Team





## Detailed Team Match Results

United Republic of Tanzania (TAN) **2 - 3** Ghana (GHA)

**Match 5:** MOHAMED Mwamvita A (TAN) **0-3** KWABI Cynthia (GHA)

Match Summary		Match	Game 1	Game 2	Game 3	Game 4	Game 5
MOHAMED Mwamvita A	TAN	0	4	7	5		
KWABI Cynthia	GHA	3	11	11	11		
Duration		13min	4min	4min	3min		

Team Match No : WT14 Table : 6 Umpires : HO Roger (SIN) CURTIS Neil (ENG)

Player Statistics	MOHAMED Mwamvita A (TAN)						KWABI Cynthia (GHA)					
	Game					Match	Game					Match
	1	2	3	4	5		1	2	3	4	5	
Points won	4	7	5			16	11	11	11			33
Biggest lead	-	3	-			3	7	4	8			8
Points won on own serve	3	5	3			11	7	6	6			19
Points lost on own serve	4	5	5			14	1	2	2			5
Most consecutive points won	3	3	3			3	7	5	4			7
Greatest deficit overcome	-	-	-			-	-	3	-			3
Handedness/Grip	/						Right/					

### Game Progress

1	MOHAMED Mwamvita A (TAN)	0	*0	1	*2	4	*4	4	*4	4
	KWABI Cynthia (GHA)	*0	2	*3	4	*4	6	*8	10	11
2	MOHAMED Mwamvita A (TAN)	*0	2	*3	4	*5	6	*6	7	*7
	KWABI Cynthia (GHA)	0	*0	1	*2	3	*4	6	*7	9
3	MOHAMED Mwamvita A (TAN)	0	*0	1	*1	2	*2	2	*4	5
	KWABI Cynthia (GHA)	*0	2	*3	5	*6	8	*10	10	11

### NOTES

"\*" denotes server. The "Greatest deficit overcome" only applies when the player ends up winning the game.

### LEGEND

WT Women's Team



## Detailed Team Match Results

**England (ENG) 3 - 0 Ghana (GHA)**

Team Match No : WT3 Table : 2 Umpires : WANG Luan Foon (MAS) HIGGINS Peter (WAL)

Match 1			Match	Game 1	Game 2	Game 3	Game 4	Game 5
A	<b>DRINKHALL Joanna</b>	ENG	3	11	11	11		
X	BAAH-DANSO Celia	GHA	0	9	4	7		
Duration of Match 1			16min	6min	4min	4min		

Match 2			Match	Game 1	Game 2	Game 3	Game 4	Game 5
B	<b>SIBLEY Kelly</b>	ENG	3	11	11	11		
Y	KWABI Cynthia	GHA	0	9	4	7		
Duration of Match 2			17min	6min	3min	5min		

Match 3			Match	Game 1	Game 2	Game 3	Game 4	Game 5
C/B	<b>HO TT / SIBLEY K</b>	ENG	3	11	11	11		
Z/X	ADOM AMANKWAA M / BAAH-DANSO C	GHA	0	9	7	7		
Duration of Match 3			14min	3min	5min	4min		

Duration of Team Match	<b>1h3min</b>
------------------------	---------------

Player Statistics	England (ENG)					Ghana (GHA)						
	Match					Team Match	Match					Team Match
	1	2	3	4	5		1	2	3	4	5	
Points won	33	33	33			99	20	14	18			52
Biggest lead	7	8	6			8	2	2	2			2
Points won on own serve	16	17	16			49	10	8	8			26
Points lost on own serve	10	6	10			26	17	16	17			50
Most consecutive points won	6	6	6			6	3	2	2			3
Greatest deficit overcome	2	2	2			2	-	-	-			-

### NOTES

The "Greatest deficit overcome" only applies when the player/pair ends up winning the game.

### LEGEND

**WT** Women's Team



## Detailed Team Match Results

England (ENG) 3 - 0 Ghana (GHA)

Match 1: DRINKHALL Joanna (ENG) 3-0 BAAH-DANSO Celia (GHA)

Match Summary		Match	Game 1	Game 2	Game 3	Game 4	Game 5
DRINKHALL Joanna	ENG	3	11	11	11		
BAAH-DANSO Celia	GHA	0	9	4	7		
Duration		16min	6min	4min	4min		

Team Match No : WT3 Table : 2 Umpires : WANG Luan Foon (MAS) HIGGINS Peter (WAL)

Player Statistics	DRINKHALL Joanna (ENG)						BAAH-DANSO Celia (GHA)					
	Game					Match	Game					Match
	1	2	3	4	5		1	2	3	4	5	
Points won	11	11	11			33	9	4	7			20
Biggest lead	3	7	4			7	1	2	2			2
Points won on own serve	5	4	7			16	4	0	6			10
Points lost on own serve	5	4	1			10	6	7	4			17
Most consecutive points won	3	5	6			6	3	2	3			3
Greatest deficit overcome	1	2	2			2	-	-	-			-
Handedness/Grip	Right/						Right/					

### Game Progress

1	DRINKHALL Joanna (ENG)	0	*2	3	*4	5	*6	7	*8	8	*9	11
	BAAH-DANSO Celia (GHA)	*0	0	*1	2	*3	4	*5	6	*8	9	9
2	DRINKHALL Joanna (ENG)	*0	0	*2	3	*5	6	*8	10	11		
	BAAH-DANSO Celia (GHA)	0	*2	2	*3	3	*4	4	*4	4		
3	DRINKHALL Joanna (ENG)	0	*1	3	*3	4	*4	6	*8	10	11	
	BAAH-DANSO Celia (GHA)	*0	1	*1	3	*4	6	*6	6	*6	7	

### NOTES

"\*" denotes server. The "Greatest deficit overcome" only applies when the player ends up winning the game.

### LEGEND

WT Women's Team



## Detailed Team Match Results

England (ENG) 3 - 0 Ghana (GHA)

**Match 2:** SIBLEY Kelly (ENG) 3-0 KWABI Cynthia (GHA)

Match Summary		Match	Game 1	Game 2	Game 3	Game 4	Game 5
SIBLEY Kelly	ENG	3	11	11	11		
KWABI Cynthia	GHA	0	9	4	7		
Duration		17min	6min	3min	5min		

Team Match No : WT3 Table : 2 Umpires : WANG Luan Foon (MAS) HIGGINS Peter (WAL)

Player Statistics	SIBLEY Kelly (ENG)						KWABI Cynthia (GHA)					
	Game					Match	Game					Match
	1	2	3	4	5		1	2	3	4	5	
Points won	11	11	11			33	5	4	5			14
Biggest lead	7	8	5			8	1	-	2			2
Points won on own serve	5	7	5			17	2	4	2			8
Points lost on own serve	3	0	3			6	6	4	6			16
Most consecutive points won	6	4	4			6	2	2	2			2
Greatest deficit overcome	1	-	2			2	-	-	-			-
Handedness/Grip	Right/						Right/					

### Game Progress

1	SIBLEY Kelly (ENG)	*0	1	*2	4	*6	7	*9	10	11	
	KWABI Cynthia (GHA)	0	*1	2	*2	2	*3	3	*4	5	
2	SIBLEY Kelly (ENG)	0	*2	4	*5	7	*8	10	*10	11	
	KWABI Cynthia (GHA)	*0	0	*0	1	*1	2	*2	4	4	
3	SIBLEY Kelly (ENG)	0	1	*2	2	*4	5	*7	9	*10	11
	KWABI Cynthia (GHA)	0	*1	2	*4	4	*5	5	*5	6	6

### NOTES

"\*" denotes server. The "Greatest deficit overcome" only applies when the player ends up winning the game.

### LEGEND

WT Women's Team



## Detailed Team Match Results

England (ENG) 3 - 0 Ghana (GHA)

**Match 3:** **HO Tin-Tin (ENG)** 3-0 **ADOM AMANKWAA Maren (GHA)**  
**SIBLEY Kelly** **BAAH-DANSO Celia**

Match Summary		Match	Game 1	Game 2	Game 3	Game 4	Game 5
<b>HO Tin-Tin / SIBLEY K</b>	ENG	3	11	11	11		
ADOM AMANKWAA M / BAAH-DANSO C	GHA	0	9	7	7		
Duration		14min	3min	5min	4min		

Team Match No : WT3 Table : 2 Umpires : WANG Luan Foon (MAS) HIGGINS Peter (WAL)

Player Statistics	HO TT / SIBLEY K (ENG)						ADOM AMANKWAA M / BAAH-DANSO C (GHA)					
	Game					Match	Game					Match
	1	2	3	4	5		1	2	3	4	5	
Points won	11	11	11			33	5	7	6			18
Biggest lead	6	4	5			6	-	2	1			2
Points won on own serve	5	6	5			16	2	3	3			8
Points lost on own serve	3	4	3			10	6	5	6			17
Most consecutive points won	5	5	6			6	2	2	2			2
Greatest deficit overcome	-	2	1			2	-	-	-			-
Handedness/Grip	Right/ - Right/						Right/ - Right/					

### Game Progress

1	<b>HO TT / SIBLEY K (ENG)</b>	0	*-2	4	*-5	6	*-7	8	*-10	11	
	ADOM AMANKWAA M / BAAH-DANSO C (GHA)	*-0	0	*-0	1	*-2	3	*-4	4	5	
2	<b>HO TT / SIBLEY K (ENG)</b>	*-0	1	*-2	2	*-3	4	*-6	8	*-9	11
	ADOM AMANKWAA M / BAAH-DANSO C (GHA)	0	*-1	2	*-4	5	*-6	6	*-6	7	7
3	<b>HO TT / SIBLEY K (ENG)</b>	0	*-1	2	*-3	5	*-7	8	*-9	10	11
	ADOM AMANKWAA M / BAAH-DANSO C (GHA)	0	1	*-2	3	*-3	3	*-4	5	*-6	7

### NOTES

"\*-." denotes first player of pair is server, "-\*" denotes second player of pair is server. The "Greatest deficit overcome" only applies when the pair ends up winning the game.

### LEGEND

**WT** Women's Team



## Detailed Team Match Results

### Trinidad and Tobago (TTO) 3 - 0 United Republic of Tanzania (TAN)

Team Match No : WT4 Table : 3 Umpires : SAVVA Andreas (CYP) JACKSON Brian (ENG)

Match 1			Match	Game 1	Game 2	Game 3	Game 4	Game 5
A	<b>CHUNG Rheann</b>	TTO	3	11	11	11		
X	MWAISYULA Neema Dennis	TAN	0	4	3	6		
Duration of Match 1			9min	2min	3min	4min		

Match 2			Match	Game 1	Game 2	Game 3	Game 4	Game 5
B	<b>EDWARDS Aleena</b>	TTO	3	11	11	11		
Y	NGODOKI Agnes Wiron	TAN	0	5	5	7		
Duration of Match 2			12min	3min	4min	4min		

Match 3			Match	Game 1	Game 2	Game 3	Game 4	Game 5
C/B	<b>SPICER C / EDWARDS A</b>	TTO	3	11	11	11		
Z/X	MOHAMED MA / MWAISYULA ND	TAN	0	3	9	5		
Duration of Match 3			16min	3min	6min	4min		

Duration of Team Match	<b>50min</b>
------------------------	--------------

Player Statistics	Trinidad and Tobago (TTO)					United Republic of Tanzania (TAN)						
	Match					Team Match	Match					Team Match
	1	2	3	4	5		1	2	3	4	5	
Points won	33	32	33			<b>98</b>	13	17	16			<b>46</b>
Biggest lead	8	6	8			<b>8</b>	4	1	4			<b>4</b>
Points won on own serve	18	19	16			<b>53</b>	8	12	8			<b>28</b>
Points lost on own serve	5	5	8			<b>18</b>	15	13	17			<b>45</b>
Most consecutive points won	6	5	8			<b>8</b>	4	3	5			<b>5</b>
Greatest deficit overcome	4	1	4			<b>4</b>	-	-	-			-

#### NOTES

The "Greatest deficit overcome" only applies when the player/pair ends up winning the game.

#### LEGEND

**WT** Women's Team



## Detailed Team Match Results

Trinidad and Tobago (TTO) 3 - 0 United Republic of Tanzania (TAN)

Match 1: CHUNG Rheann (TTO) 3-0 MWAISYULA Neema Dennis (TAN)

Match Summary		Match	Game 1	Game 2	Game 3	Game 4	Game 5
CHUNG Rheann	TTO	3	11	11	11		
MWAISYULA Neema Dennis	TAN	0	4	3	6		
Duration		9min	2min	3min	4min		

Team Match No : WT4 Table : 3 Umpires : SAVVA Andreas (CYP) JACKSON Brian (ENG)

Player Statistics	CHUNG Rheann (TTO)						MWAISYULA Neema Dennis (TAN)					
	Game					Match	Game					Match
	1	2	3	4	5		1	2	3	4	5	
Points won	11	11	11			33	4	3	6			13
Biggest lead	7	8	5			8	-	1	4			4
Points won on own serve	7	4	7			18	3	1	4			8
Points lost on own serve	1	2	2			5	4	7	4			15
Most consecutive points won	5	6	6			6	3	1	4			4
Greatest deficit overcome	-	1	4			4	-	-	-			-
Handedness/Grip	Right/						/					

### Game Progress

1	CHUNG Rheann (TTO)	*0	2	*4	5	*5	7	*8	10	11	
	MWAISYULA Neema Dennis (TAN)	0	*0	0	*1	3	*3	4	*4	4	
2	CHUNG Rheann (TTO)	0	*1	3	*5	6	*8	9	11		
	MWAISYULA Neema Dennis (TAN)	*0	1	*1	1	*2	2	*3	3		
3	CHUNG Rheann (TTO)	*0	0	*0	2	*4	6	*7	9	*10	11
	MWAISYULA Neema Dennis (TAN)	0	*2	4	*4	4	*4	5	*5	6	6

### NOTES

"\*" denotes server. The "Greatest deficit overcome" only applies when the player ends up winning the game.

### LEGEND

WT Women's Team



## Detailed Team Match Results

Trinidad and Tobago (TTO) 3 - 0 United Republic of Tanzania (TAN)

Match 2: EDWARDS Aleena (TTO) 3-0 NGODOKI Agnes Wiron (TAN)

Match Summary		Match	Game 1	Game 2	Game 3	Game 4	Game 5
EDWARDS Aleena	TTO	3	11	11	11		
NGODOKI Agnes Wiron	TAN	0	5	5	7		
Duration		12min	3min	4min	4min		

Team Match No : WT4 Table : 3 Umpires : SAVVA Andreas (CYP) JACKSON Brian (ENG)

Player Statistics	EDWARDS Aleena (TTO)						NGODOKI Agnes Wiron (TAN)					
	Game					Match	Game					Match
	1	2	3	4	5		1	2	3	4	5	
Points won	11	11	10			32	5	5	7			17
Biggest lead	6	6	4			6	1	-	1			1
Points won on own serve	6	7	6			19	3	4	5			12
Points lost on own serve	2	1	2			5	5	4	4			13
Most consecutive points won	5	5	3			5	2	3	2			3
Greatest deficit overcome	1	-	1			1	-	-	-			-
Handedness/Grip	Right/						/					

### Game Progress

1	EDWARDS Aleena (TTO)	0	*1	2	*3	5	*7	8	*9	11	
	NGODOKI Agnes Wiron (TAN)	*0	1	*2	3	*3	3	*4	5	5	
2	EDWARDS Aleena (TTO)	*0	2	*4	5	*5	7	*7	9	11	
	NGODOKI Agnes Wiron (TAN)	0	*0	0	*1	3	*3	5	*5	5	
3	EDWARDS Aleena (TTO)	0	*1	2	*3	5	*5	7	*8	9	11
	NGODOKI Agnes Wiron (TAN)	0	1	*2	3	*3	5	*5	6	*7	7

### NOTES

"\*" denotes server. The "Greatest deficit overcome" only applies when the player ends up winning the game.

### LEGEND

WT Women's Team





## Detailed Team Match Results

Trinidad and Tobago (TTO) 3 - 0 United Republic of Tanzania (TAN)

**Match 3:** **SPICER Catherine (TTO)** 3-0 **MOHAMED Mwamvita Abdu (TAN)**  
**EDWARDS Aleena** **MWAI SYULA Neema Dennis**

Match Summary		Match	Game 1	Game 2	Game 3	Game 4	Game 5
SPICER Catherine / EDWARDS A	TTO	3	11	11	11		
MOHAMED MA / MWAI SYULA ND	TAN	0	3	9	5		
Duration		16min	3min	6min	4min		

Team Match No : WT4 Table : 3 Umpires : SAVVA Andreas (CYP) JACKSON Brian (ENG)

Player Statistics	SPICER C / EDWARDS A (TTO)						MOHAMED MA / MWAI SYULA ND (TAN)					
	Game					Match	Game					Match
	1	2	3	4	5		1	2	3	4	5	
Points won	11	11	11			33	3	9	4			16
Biggest lead	8	2	6			8	2	4	2			4
Points won on own serve	5	3	8			16	2	2	4			8
Points lost on own serve	1	7	0			8	6	8	3			17
Most consecutive points won	8	4	6			8	2	5	2			5
Greatest deficit overcome	2	4	2			4	-	-	-			-
Handedness/Grip	Right/ - Right/						/ - /					

### Game Progress

1	SPICER C / EDWARDS A (TTO)	0	*-0	2	*-4	6	*-8	9	11			
	MOHAMED MA / MWAI SYULA ND (TAN)	*-0	2	*-2	2	*-2	2	*-3	3			
2	SPICER C / EDWARDS A (TTO)	*-0	0	*-2	3	*-3	3	*-5	6	*-8	9	11
	MOHAMED MA / MWAI SYULA ND (TAN)	0	*-2	2	*-3	5	*-7	7	*-8	8	*-9	9
3	SPICER C / EDWARDS A (TTO)	0	*-0	2	*-4	6	*-7	9	*-9	11		
	MOHAMED MA / MWAI SYULA ND (TAN)	0	2	*-2	2	*-2	3	*-3	5	5		

### NOTES

"\*- " denotes first player of pair is server, "-\*" denotes second player of pair is server. The "Greatest deficit overcome" only applies when the pair ends up winning the game.

### LEGEND

WT Women's Team



## Detailed Team Match Results

Kenya (KEN) 0 - 3 India (IND)

Team Match No : WT25 Table : 7 Umpires : ROBERTS Averil (NZL) GOUGH David (ENG)

Match 1			Match	Game 1	Game 2	Game 3	Game 4	Game 5
A	SHAH Jinita Azad Kumar	KEN	0	4	3	5		
X	<b>GHATAK Poulomi</b>	<b>IND</b>	3	11	11	11		
Duration of Match 1			11min	3min	3min	4min		

Match 2			Match	Game 1	Game 2	Game 3	Game 4	Game 5
B	THAKKAR Sejal Dipan	KEN	0	7	4	4		
Y	<b>BATRA Manika</b>	<b>IND</b>	3	11	11	11		
Duration of Match 2			13min	4min	4min	4min		

Match 3			Match	Game 1	Game 2	Game 3	Game 4	Game 5
C/B	NJANI DM / THAKKAR SD	KEN	0	6	5	5		
Z/X	<b>DAS A / GHATAK P</b>	<b>IND</b>	3	11	11	11		
Duration of Match 3			13min	4min	4min	4min		

Duration of Team Match	<b>46min</b>
------------------------	--------------

Player Statistics	Kenya (KEN)					India (IND)						
	Match					Team Match	Match					Team Match
	1	2	3	4	5		1	2	3	4	5	
Points won	12	15	15			42	33	32	33			98
Biggest lead	-	-	1			1	8	7	6			8
Points won on own serve	9	9	9			27	20	18	18			56
Points lost on own serve	13	14	15			42	3	6	6			15
Most consecutive points won	3	2	1			3	6	5	5			6
Greatest deficit overcome	-	-	-			-	-	-	1			1

### NOTES

The "Greatest deficit overcome" only applies when the player/pair ends up winning the game.

### LEGEND

**WT** Women's Team



## Detailed Team Match Results

Kenya (KEN) **0 - 3** India (IND)

**Match 1:** SHAH Jinita Azad Kumar (KEN) **0-3** GHATAK Poulomi (IND)

Match Summary		Match	Game 1	Game 2	Game 3	Game 4	Game 5
SHAH Jinita Azad Kumar	KEN	0	4	3	5		
GHATAK Poulomi	IND	3	11	11	11		
Duration		11min	3min	3min	4min		

Team Match No : WT25 Table : 7 Umpires : ROBERTS Averil (NZL) GOUGH David (ENG)

Player Statistics	SHAH Jinita Azad Kumar (KEN)						GHATAK Poulomi (IND)					
	Game					Match	Game					Match
	1	2	3	4	5		1	2	3	4	5	
Points won	4	3	5			12	11	11	11			33
Biggest lead	-	-	-			-	7	8	8			8
Points won on own serve	3	2	4			9	6	7	7			20
Points lost on own serve	5	4	4			13	1	1	1			3
Most consecutive points won	1	1	3			3	6	4	4			6
Greatest deficit overcome	-	-	-			-	-	-	-			-
Handedness/Grip	/						Right/Shakehand					

### Game Progress

1	SHAH Jinita Azad Kumar (KEN)	*0	1	*2	3	*3	3	*3	4	4
	GHATAK Poulomi (IND)	0	*1	2	*3	5	*7	9	*10	11
2	SHAH Jinita Azad Kumar (KEN)	0	*0	0	*1	2	*2	3	3	
	GHATAK Poulomi (IND)	*0	2	*4	5	*6	8	*9	11	
3	SHAH Jinita Azad Kumar (KEN)	*0	0	*0	1	*1	2	*2	4	5
	GHATAK Poulomi (IND)	0	*2	4	*5	7	*8	10	*10	11

### NOTES

"\*" denotes server. The "Greatest deficit overcome" only applies when the player ends up winning the game.

### LEGEND

WT Women's Team



## Detailed Team Match Results

Kenya (KEN) 0 - 3 India (IND)

**Match 2:** THAKKAR Sejal Dipan (KEN) 0-3 **BATRA Manika (IND)**

Match Summary		Match	Game 1	Game 2	Game 3	Game 4	Game 5
THAKKAR Sejal Dipan	KEN	0	7	4	4		
<b>BATRA Manika</b>	<b>IND</b>	<b>3</b>	11	11	11		
Duration		<b>13min</b>	4min	4min	4min		

Team Match No : WT25 Table : 7 Umpires : ROBERTS Averil (NZL) GOUGH David (ENG)

Player Statistics	THAKKAR Sejal Dipan (KEN)						BATRA Manika (IND)					
	Game					Match	Game					Match
	1	2	3	4	5		1	2	3	4	5	
Points won	7	4	4			<b>15</b>	11	11	10			<b>32</b>
Biggest lead	-	-	-			-	4	7	7			<b>7</b>
Points won on own serve	5	2	2			<b>9</b>	8	5	5			<b>18</b>
Points lost on own serve	3	6	5			<b>14</b>	2	2	2			<b>6</b>
Most consecutive points won	2	2	1			<b>2</b>	2	5	4			<b>5</b>
Greatest deficit overcome	-	-	-			-	-	-	-			-
Handedness/Grip	/						Right/					

### Game Progress

1	THAKKAR Sejal Dipan (KEN)	0	*0	1	*2	3	*4	5	*5	7	7
	<b>BATRA Manika (IND)</b>	*0	2	*3	4	*5	6	*7	9	*9	<b>11</b>
2	THAKKAR Sejal Dipan (KEN)	*0	0	*1	3	*3	3	*4	4	4	4
	<b>BATRA Manika (IND)</b>	0	*2	3	*3	5	*7	8	*10	11	
3	THAKKAR Sejal Dipan (KEN)	0	*0	1	*2	2	*3	4	*4	4	4
	<b>BATRA Manika (IND)</b>	0	2	*3	4	*6	7	*8	10	11	

### NOTES

"\*" denotes server. The "Greatest deficit overcome" only applies when the player ends up winning the game.

### LEGEND

**WT** Women's Team



## Detailed Team Match Results

Kenya (KEN) **0 - 3** India (IND)

**Match 3:** NJANI Della Mgenya (KEN) **0-3** DAS Ankita (IND)  
THAKKAR Sejal Dipan **GHATAK Poulomi**

Match Summary		Match	Game 1	Game 2	Game 3	Game 4	Game 5
NJANI Della Mgenya / THAKKAR SD	KEN	0	6	5	5		
DAS Ankita / GHATAK P	IND	3	11	11	11		
Duration		13min	4min	4min	4min		

Team Match No : WT25 Table : 7 Umpires : ROBERTS Averil (NZL) GOUGH David (ENG)

Player Statistics	NJANI DM / THAKKAR SD (KEN)						DAS A / GHATAK P (IND)					
	Game					Match	Game					Match
	1	2	3	4	5		1	2	3	4	5	
Points won	6	5	4			15	11	11	11			33
Biggest lead	1	-	1			1	5	6	6			6
Points won on own serve	4	2	3			9	6	5	7			18
Points lost on own serve	5	6	4			15	2	3	1			6
Most consecutive points won	1	1	1			1	3	5	3			5
Greatest deficit overcome	-	-	-			-	1	-	1			1
Handedness/Grip	/ - /						Right/ - Right/Shakehand					

### Game Progress

1	NJANI DM / THAKKAR SD (KEN)	-*0	1	*-2	3	-*4	5	*-5	6	-*6	6
	DAS A / GHATAK P (IND)	0	-*1	2	*-3	4	-*5	7	*-8	10	11
2	NJANI DM / THAKKAR SD (KEN)	0	-*1	1	*-2	3	-*4	4	*-4	5	
	DAS A / GHATAK P (IND)	-*0	1	*-3	4	-*5	6	*-8	10	11	
3	NJANI DM / THAKKAR SD (KEN)	0	1	*-1	2	-*3	4	*-4	5	5	
	DAS A / GHATAK P (IND)	0	-*1	3	*-4	5	-*6	8	*-9	11	

### NOTES

"\*-." denotes first player of pair is server, "-\*" denotes second player of pair is server. The "Greatest deficit overcome" only applies when the pair ends up winning the game.

### LEGEND

WT Women's Team



## Detailed Team Match Results

Barbados (BAR) **0 - 3** Nigeria (NGR)

Team Match No : WT26 Table : 8 Umpires : HO Roger (SIN) CURTIS Neil (ENG)

Match 1			Match	Game 1	Game 2	Game 3	Game 4	Game 5
A	FELIX Sherrice	BAR	0	9	6	7		
X	OGUNDELE Rashidat	NGR	3	11	11	11		
Duration of Match 1			17min	7min	4min	4min		

Match 2			Match	Game 1	Game 2	Game 3	Game 4	Game 5
B	HARVEY Krystle	BAR	0	5	5	7		
Y	OGUNDELE Ganiat	NGR	3	11	11	11		
Duration of Match 2			12min	3min	3min	4min		

Match 3			Match	Game 1	Game 2	Game 3	Game 4	Game 5
C/A	RILEY A / FELIX S	BAR	0	6	7	7		
Z/Y	OSHONAIKE O / OGUNDELE G	NGR	3	11	11	11		
Duration of Match 3			15min	4min	4min	4min		

Duration of Team Match	<b>55min</b>
------------------------	--------------

Player Statistics	Barbados (BAR)					Nigeria (NGR)						
	Match					Team Match	Match					Team Match
	1	2	3	4	5		1	2	3	4	5	
Points won	22	17	19			58	33	33	33			99
Biggest lead	2	2	3			3	5	6	5			6
Points won on own serve	12	11	10			33	17	20	17			54
Points lost on own serve	16	13	16			45	10	6	9			25
Most consecutive points won	5	3	4			5	6	7	7			7
Greatest deficit overcome	-	-	-			-	2	2	3			3

### NOTES

The "Greatest deficit overcome" only applies when the player/pair ends up winning the game.

### LEGEND

WT Women's Team



### Detailed Team Match Results

Barbados (BAR) **0 - 3** Nigeria (NGR)

**Match 1:** FELIX Sherrice (BAR) **0-3** OGUDELE Rashidat (NGR)

Match Summary		Match	Game 1	Game 2	Game 3	Game 4	Game 5
FELIX Sherrice	BAR	0	9	6	7		
OGUNDELE Rashidat	NGR	3	11	11	11		
Duration		17min	7min	4min	4min		

Team Match No : WT26 Table : 8 Umpires : HO Roger (SIN) CURTIS Neil (ENG)

Player Statistics	FELIX Sherrice (BAR)					Match	OGUNDELE Rashidat (NGR)					Match
	Game						Game					
	1	2	3	4	5	1	2	3	4	5		
Points won	9	6	7			22	11	11	11			33
Biggest lead	2	-	2			2	3	5	4			5
Points won on own serve	4	3	5			12	5	6	6			17
Points lost on own serve	6	5	5			16	5	3	2			10
Most consecutive points won	5	1	5			5	4	4	6			6
Greatest deficit overcome	-	-	-			-	2	-	2			2
Handedness/Grip	Left/						/					

#### Game Progress

1	FELIX Sherrice (BAR)	*0	0	*1	3	*5	5	*5	7	*8	8	9
	OGUNDELE Rashidat (NGR)	0	*2	3	*3	3	*5	7	*7	8	*10	11
2	FELIX Sherrice (BAR)	0	*1	2	*3	3	*4	5	*5	6		6
	OGUNDELE Rashidat (NGR)	*0	1	*2	3	*5	6	*7	9	*10		11
3	FELIX Sherrice (BAR)	*0	1	*1	2	*4	6	*6	6	*6		7
	OGUNDELE Rashidat (NGR)	0	*1	3	*4	4	*4	6	*8	10		11

#### NOTES

"\*" denotes server. The "Greatest deficit overcome" only applies when the player ends up winning the game.

#### LEGEND

WT Women's Team



### Detailed Team Match Results

Barbados (BAR) **0 - 3** Nigeria (NGR)

**Match 2:** HARVEY Krystle (BAR) **0-3** OGUNDELE Ganiat (NGR)

Match Summary		Match	Game 1	Game 2	Game 3	Game 4	Game 5
HARVEY Krystle	BAR	0	5	5	7		
OGUNDELE Ganiat	NGR	3	11	11	11		
Duration		12min	3min	3min	4min		

Team Match No : WT26 Table : 8 Umpires : HO Roger (SIN) CURTIS Neil (ENG)

Player Statistics	HARVEY Krystle (BAR)						OGUNDELE Ganiat (NGR)					
	Game					Match	Game					Match
	1	2	3	4	5		1	2	3	4	5	
Points won	5	5	7			17	11	11	11			33
Biggest lead	1	2	1			2	6	6	4			6
Points won on own serve	2	4	5			11	5	7	8			20
Points lost on own serve	6	4	3			13	3	1	2			6
Most consecutive points won	2	2	3			3	7	5	4			7
Greatest deficit overcome	-	-	-			-	1	2	1			2
Handedness/Grip	Right/						/					

#### Game Progress

1	HARVEY Krystle (BAR)	0	*1	2	*3	4	*5	5	*5	5	
	OGUNDELE Ganiat (NGR)	*0	1	*2	3	*4	5	*7	9	11	
2	HARVEY Krystle (BAR)	*0	2	*3	3	*3	4	*4	5	5	
	OGUNDELE Ganiat (NGR)	0	*0	1	*3	5	*6	8	*9	11	
3	HARVEY Krystle (BAR)	0	*1	2	*2	3	*3	5	*6	7	7
	OGUNDELE Ganiat (NGR)	*0	1	*2	4	*5	7	*7	8	*9	11

#### NOTES

"\*" denotes server. The "Greatest deficit overcome" only applies when the player ends up winning the game.

#### LEGEND

WT Women's Team





## Detailed Team Match Results

Barbados (BAR) **0 - 3** Nigeria (NGR)

**Match 3:** RILEY Anthonette (BAR) **0-3** OSHONAIKE Olufunke (NGR)  
FELIX Sherrice OGUUNDELE Ganiat

Match Summary		Match	Game 1	Game 2	Game 3	Game 4	Game 5
RILEY Anthonette / FELIX S	BAR	0	6	7	7		
OSHONAIKE Olufunke / OGUUNDELE G	NGR	3	11	11	11		
Duration		15min	4min	4min	4min		

Team Match No : WT26 Table : 8 Umpires : HO Roger (SIN) CURTIS Neil (ENG)

Player Statistics	RILEY A / FELIX S (BAR)						OSHONAIKE O / OGUUNDELE G (NGR)					
	Game					Match	Game					Match
	1	2	3	4	5		1	2	3	4	5	
Points won	6	7	6			19	11	11	11			33
Biggest lead	-	3	2			3	5	5	5			5
Points won on own serve	2	4	4			10	4	7	6			17
Points lost on own serve	7	4	5			16	4	3	2			9
Most consecutive points won	3	4	2			4	4	7	6			7
Greatest deficit overcome	-	-	-			-	-	3	2			3
Handedness/Grip	Right/ - Left/						/ - /					

### Game Progress

1	RILEY A / FELIX S (BAR)	*-0	0	*-1	2	*-4	5	*-5	5	*-6	6
	OSHONAIKE O / OGUUNDELE G (NGR)	0	*-2	3	*-4	4	*-5	7	*-9	10	11
2	RILEY A / FELIX S (BAR)	0	*-1	3	*-4	5	*-5	5	*-5	6	7
	OSHONAIKE O / OGUUNDELE G (NGR)	*-0	1	*-1	2	*-3	5	*-7	9	*-10	11
3	RILEY A / FELIX S (BAR)	0	2	*-3	4	*-4	4	*-4	5	*-6	7
	OSHONAIKE O / OGUUNDELE G (NGR)	0	*-0	1	*-2	4	*-6	8	*-9	10	11

### NOTES

"\*-." denotes first player of pair is server, "-\*" denotes second player of pair is server. The "Greatest deficit overcome" only applies when the pair ends up winning the game.

### LEGEND

WT Women's Team



### Detailed Team Match Results

India (IND) 3 - 1 Nigeria (NGR)

Team Match No : WT15 Table : 9 Umpires : SUTCLIFFE Russell (ENG) KNOWLES Kathleen (SCO)

Match 1			Match	Game 1	Game 2	Game 3	Game 4	Game 5
A	<b>KUMARESAN Shamini</b>	IND	3	8	11	11	11	
X	EDEM Offiong	NGR	1	11	9	6	5	
Duration of Match 1			26min	6min	5min	5min	6min	

Match 2			Match	Game 1	Game 2	Game 3	Game 4	Game 5
B	BATRA Manika	IND	1	9	9	12	6	
Y	<b>OSHONAIKE Olufunke</b>	NGR	3	11	11	10	11	
Duration of Match 2			27min	5min	6min	7min	5min	

Match 3			Match	Game 1	Game 2	Game 3	Game 4	Game 5
C/A	<b>PATKAR MS / KUMARESAN S</b>	IND	3	11	11	11		
Z/X	AKPAN C / EDEM O	NGR	0	9	7	6		
Duration of Match 3			20min	6min	5min	6min		

Match 4			Match	Game 1	Game 2	Game 3	Game 4	Game 5
B	<b>BATRA Manika</b>	IND	3	11	11	12		
Z	AKPAN Cecilia	NGR	0	5	3	10		
Duration of Match 4			16min	4min	4min	6min		

Duration of Team Match	<b>1h47min</b>
------------------------	----------------

Player Statistics	India (IND)					Team Match	Nigeria (NGR)					Team Match
	Match						Match					
	1	2	3	4	5		1	2	3	4	5	
Points won	41	35	33	33		142	31	43	22	18		114
Biggest lead	6	3	5	8		8	4	5	3	1		5
Points won on own serve	25	17	15	18		75	19	21	9	12		61
Points lost on own serve	12	22	13	6		53	16	18	18	15		67
Most consecutive points won	6	6	7	4		7	4	4	3	5		5
Greatest deficit overcome	4	3	3	1		4	1	3	-	-		3

**NOTES**

The "Greatest deficit overcome" only applies when the player/pair ends up winning the game.

**LEGEND**

**WT** Women's Team



## Detailed Team Match Results

India (IND) 3 - 1 Nigeria (NGR)

Match 1: **KUMARESAN Shamini (IND)** 3-1 **EDEM Offiong (NGR)**

Match Summary		Match	Game 1	Game 2	Game 3	Game 4	Game 5
<b>KUMARESAN Shamini</b>	IND	3	8	11	11	11	
<b>EDEM Offiong</b>	NGR	1	11	9	6	5	
Duration		26min	6min	5min	5min	6min	

Team Match No : WT15 Table : 9 Umpires : SUTCLIFFE Russell (ENG) KNOWLES Kathleen (SCO)

Player Statistics	KUMARESAN Shamini (IND)						EDEM Offiong (NGR)					
	Game					Match	Game					Match
	1	2	3	4	5		1	2	3	4	5	
Points won	8	11	11	11		41	11	9	6	5		31
Biggest lead	1	2	5	6		6	3	4	1	-		4
Points won on own serve	5	5	7	8		25	6	4	4	5		19
Points lost on own serve	5	5	2	0		12	3	6	4	3		16
Most consecutive points won	3	5	3	6		6	4	2	2	2		4
Greatest deficit overcome	-	4	1	-		4	1	-	-	-		1
Handedness/Grip	Right/Shakehand						/					

### Game Progress

1	<b>KUMARESAN Shamini (IND)</b>	*0	1	*1	2	*3	4	*5	7	*8	8	8
	<b>EDEM Offiong (NGR)</b>	0	*1	3	*4	5	*6	7	*7	8	*10	11
2	<b>KUMARESAN Shamini (IND)</b>	0	*1	1	*2	3	*3	4	*6	7	*9	11
	<b>EDEM Offiong (NGR)</b>	*0	1	*3	4	*5	7	*8	8	*9	9	9
3	<b>KUMARESAN Shamini (IND)</b>	*0	1	*2	4	*5	7	*7	8	*10	11	
	<b>EDEM Offiong (NGR)</b>	0	*1	2	*2	3	*3	5	*6	6	6	
4	<b>KUMARESAN Shamini (IND)</b>	0	*1	3	*3	5	*7	9	*9	11		
	<b>EDEM Offiong (NGR)</b>	*0	1	*1	3	*3	3	*3	5	5		

### NOTES

"\*" denotes server. The "Greatest deficit overcome" only applies when the player ends up winning the game.

### LEGEND

WT Women's Team



## Detailed Team Match Results

India (IND) 3 - 1 Nigeria (NGR)

**Match 2:** BATRA Manika (IND) 1-3 OSHONAIKE Olufunke (NGR)

Match Summary		Match	Game 1	Game 2	Game 3	Game 4	Game 5
BATRA Manika	IND	1	9	9	12	6	
OSHONAIKE Olufunke	NGR	3	11	11	10	11	
Duration		27min	5min	6min	7min	5min	

Team Match No : WT15 Table : 9 Umpires : SUTCLIFFE Russell (ENG) KNOWLES Kathleen (SCO)

Player Statistics	BATRA Manika (IND)						OSHONAIKE Olufunke (NGR)					
	Game					Match	Game					Match
	1	2	3	4	5		1	2	3	4	5	
Points won	9	9	12	5		35	11	11	10	11		43
Biggest lead	3	2	2	2		3	3	2	3	5		5
Points won on own serve	4	5	5	3		17	5	6	4	6		21
Points lost on own serve	6	5	6	5		22	5	4	7	2		18
Most consecutive points won	6	2	4	2		6	3	3	4	3		4
Greatest deficit overcome	-	-	3	-		3	3	2	-	2		3
Handedness/Grip	Right/						/					

### Game Progress

1	BATRA Manika (IND)	0	*0	1	*3	5	*6	7	*8	8	*9	9		
	OSHONAIKE Olufunke (NGR)	*0	2	*3	3	*3	4	*5	6	*8	9	11		
2	BATRA Manika (IND)	*0	2	*3	3	*4	5	*6	7	*8	9	9		
	OSHONAIKE Olufunke (NGR)	0	*0	1	*3	4	*5	6	*7	8	*9	11		
3	BATRA Manika (IND)	0	*1	2	*3	3	*4	5	*6	7	*9	10	*11	12
	OSHONAIKE Olufunke (NGR)	*0	1	*2	3	*5	6	*7	8	*9	9	*10	10	10
4	BATRA Manika (IND)	0	1	*3	4	*4	5	*5	6	*6	6			
	OSHONAIKE Olufunke (NGR)	0	*1	1	*2	4	*5	7	*8	10	11			

### NOTES

"\*" denotes server. The "Greatest deficit overcome" only applies when the player ends up winning the game.

### LEGEND

WT Women's Team



## Detailed Team Match Results

India (IND) 3 - 1 Nigeria (NGR)

**Match 3:** **PATKAR Madhurika Suhas (IND)** 3-0 **AKPAN Cecilia (NGR)**  
**KUMARESAN Shamini** **EDEM Offiong**

Match Summary		Match	Game 1	Game 2	Game 3	Game 4	Game 5
<b>PATKAR Madhurika Suhas / KUMARESAN S</b>	IND	3	11	11	11		
AKPAN Cecilia / EDEM O	NGR	0	9	7	6		
Duration		20min	6min	5min	6min		

Team Match No : WT15 Table : 9 Umpires : SUTCLIFFE Russell (ENG) KNOWLES Kathleen (SCO)

Player Statistics	PATKAR MS / KUMARESAN S (IND)						AKPAN C / EDEM O (NGR)					
	Game					Match	Game					Match
	1	2	3	4	5		1	2	3	4	5	
Points won	11	11	11			33	9	7	6			22
Biggest lead	4	4	5			5	3	2	-			3
Points won on own serve	4	6	5			15	3	3	3			9
Points lost on own serve	6	4	3			13	7	5	6			18
Most consecutive points won	7	4	5			7	3	2	2			3
Greatest deficit overcome	3	2	-			3	-	-	-			-
Handedness/Grip	Right/Shakehand - Right/Shakehand						/ - /					

### Game Progress

1	<b>PATKAR MS / KUMARESAN S (IND)</b>	0	*-1	1	*-2	3	*-5	7	*-9	9	*-10	11
	AKPAN C / EDEM O (NGR)	*-0	1	*-3	4	*-5	5	*-5	5	*-7	8	9
2	<b>PATKAR MS / KUMARESAN S (IND)</b>	*-0	0	*-1	3	*-5	6	*-7	8	*-9	11	
	AKPAN C / EDEM O (NGR)	0	*-2	3	*-3	3	*-4	5	*-6	7	7	
3	<b>PATKAR MS / KUMARESAN S (IND)</b>	0	*-2	4	*-5	6	*-7	8	*-9	10	11	
	AKPAN C / EDEM O (NGR)	*-0	0	*-0	1	*-2	3	*-4	5	*-6	6	

### NOTES

"\*-." denotes first player of pair is server, "-\*" denotes second player of pair is server. The "Greatest deficit overcome" only applies when the pair ends up winning the game.

### LEGEND

WT Women's Team



## Detailed Team Match Results

India (IND) 3 - 1 Nigeria (NGR)

**Match 4:** **BATRA Manika (IND)** 3-0 **AKPAN Cecilia (NGR)**

Match Summary		Match	Game 1	Game 2	Game 3	Game 4	Game 5
<b>BATRA Manika</b>	IND	3	11	11	12		
<b>AKPAN Cecilia</b>	NGR	0	5	3	10		
Duration		16min	4min	4min	6min		

Team Match No : WT15 Table : 9 Umpires : SUTCLIFFE Russell (ENG) KNOWLES Kathleen (SCO)

Player Statistics	BATRA Manika (IND)						AKPAN Cecilia (NGR)					
	Game					Match	Game					Match
	1	2	3	4	5		1	2	3	4	5	
Points won	11	11	11			33	5	3	10			18
Biggest lead	6	8	4			8	-	-	1			1
Points won on own serve	6	4	8			18	3	1	8			12
Points lost on own serve	2	2	2			6	5	7	3			15
Most consecutive points won	3	4	3			4	2	1	5			5
Greatest deficit overcome	-	-	1			1	-	-	-			-
Handedness/Grip	Right/						/					

### Game Progress

1	<b>BATRA Manika (IND)</b>	*0   2   *3   5   *6   7   *8   9   11
	AKPAN Cecilia (NGR)	0   *0   1   *1   2   *3   4   *5   5
2	<b>BATRA Manika (IND)</b>	0   *1   3   *5   6   *8   9   11
	AKPAN Cecilia (NGR)	*0   1   *1   1   *2   2   *3   3
3	<b>BATRA Manika (IND)</b>	0   2   *2   4   *4   6   *7   9   *9   9   *10   11   12
	AKPAN Cecilia (NGR)	0   *0   2   *2   4   *4   5   *5   7   *9   10   *10   10

### NOTES

"\*" denotes server. The "Greatest deficit overcome" only applies when the player ends up winning the game.

### LEGEND

WT Women's Team



## Detailed Team Match Results

### Kenya (KEN) 2 - 3 Barbados (BAR)

Team Match No : WT16 Table : 10 Umpires : EDWARDS David (ENG) CLAXTON Roy (SCO)

Match 1			Match	Game 1	Game 2	Game 3	Game 4	Game 5
A	SHAH Jinita Azad Kumar	KEN	0	12	9	7		
X	HARVEY Krystle	BAR	3	14	11	11		
Duration of Match 1			15min	5min	4min	4min		

Match 2			Match	Game 1	Game 2	Game 3	Game 4	Game 5
B	THAKKAR Sejal Dipan	KEN	3	2	11	11	3	12
Y	RILEY Anthonette	BAR	2	11	5	8	11	10
Duration of Match 2			25min	3min	3min	5min	4min	6min

Match 3			Match	Game 1	Game 2	Game 3	Game 4	Game 5
C/B	NJANI DM / THAKKAR SD	KEN	1	8	11	7	9	
Z/Y	FELIX S / RILEY A	BAR	3	11	7	11	11	
Duration of Match 3			22min	5min	5min	4min	5min	

Match 4			Match	Game 1	Game 2	Game 3	Game 4	Game 5
A	SHAH Jinita Azad Kumar	KEN	3	11	11	11		
Z	FELIX Sherrice	BAR	0	9	6	3		
Duration of Match 4			17min	5min	5min	4min		

Match 5			Match	Game 1	Game 2	Game 3	Game 4	Game 5
C	NJANI Della Mgenya	KEN	0	4	8	5		
X	HARVEY Krystle	BAR	3	11	11	11		
Duration of Match 5			13min	3min	5min	4min		

Duration of Team Match	1h51min
------------------------	---------

Player Statistics	Kenya (KEN)						Barbados (BAR)					
	Match					Team Match	Match					Team Match
	1	2	3	4	5		1	2	3	4	5	
Points won	28	41	35	33	17	154	36	42	40	18	32	168
Biggest lead	3	9	4	8	-	9	6	8	5	2	7	8
Points won on own serve	14	22	19	16	12	83	17	22	21	8	19	87
Points lost on own serve	19	20	19	10	13	81	14	19	16	17	5	71
Most consecutive points won	5	8	6	5	2	8	4	5	4	3	4	5
Greatest deficit overcome	-	3	2	2	-	3	3	-	1	-	-	3

#### NOTES

The "Greatest deficit overcome" only applies when the player/pair ends up winning the game.

#### LEGEND

WT Women's Team



## Detailed Team Match Results

Kenya (KEN) 2 - 3 Barbados (BAR)

**Match 1:** SHAH Jinita Azad Kumar (KEN) 0-3 HARVEY Krystle (BAR)

Match Summary		Match	Game 1	Game 2	Game 3	Game 4	Game 5
SHAH Jinita Azad Kumar	KEN	0	12	9	7		
HARVEY Krystle	BAR	3	14	11	11		
Duration		15min	5min	4min	4min		

Team Match No : WT16 Table : 10 Umpires : EDWARDS David (ENG) CLAXTON Roy (SCO)

Player Statistics	SHAH Jinita Azad Kumar (KEN)					Match	HARVEY Krystle (BAR)					Match
	Game						Game					
	1	2	3	4	5		1	2	3	4	5	
Points won	12	9	7			28	14	11	11			36
Biggest lead	2	3	-			3	5	2	6			6
Points won on own serve	6	5	3			14	7	6	4			17
Points lost on own serve	7	5	7			19	6	4	4			14
Most consecutive points won	5	3	4			5	4	3	4			4
Greatest deficit overcome	-	-	-			-	2	3	-			3
Handedness/Grip						/						Right/

### Game Progress

1	SHAH Jinita Azad Kumar (KEN)	*0	2	*2	3	*4	4	*4	5	*6	8	*10	10	*11	11	*12	12	12
	HARVEY Krystle (BAR)	0	*0	2	*3	4	*6	8	*9	10	*10	10	*11	11	*12	12	*13	14
2	SHAH Jinita Azad Kumar (KEN)	0	*1	3	*3	5	*6	7	*8	8	*9	9						9
	HARVEY Krystle (BAR)	*0	1	*1	3	*3	4	*5	6	*8	9	11						11
3	SHAH Jinita Azad Kumar (KEN)	*0	0	*1	2	*2	2	*4	6	*7	7							7
	HARVEY Krystle (BAR)	0	*2	3	*4	6	*8	8	*8	9	11							11

### NOTES

"\*" denotes server. The "Greatest deficit overcome" only applies when the player ends up winning the game.

### LEGEND

WT Women's Team





## Detailed Team Match Results

Kenya (KEN) 2 - 3 Barbados (BAR)

Match 2: **THAKKAR Sejal Dipan (KEN) 3-2 RILEY Anthonette (BAR)**

Match Summary		Match	Game 1	Game 2	Game 3	Game 4	Game 5
THAKKAR Sejal Dipan	KEN	3	2	11	11	3	12
RILEY Anthonette	BAR	2	11	5	8	11	10
	Duration	25min	3min	3min	5min	4min	6min

Team Match No : WT16 Table : 10 Umpires : EDWARDS David (ENG) CLAXTON Roy (SCO)

Player Statistics	THAKKAR Sejal Dipan (KEN)						RILEY Anthonette (BAR)					
	Game					Match	Game					Match
	1	2	3	4	5		1	2	3	4	5	
Points won	11	5	10	3	12	41	2	11	8	11	10	42
Biggest lead	9	-	3	-	4	9	-	6	3	8	1	8
Points won on own serve	6	2	6	2	6	22	2	5	5	5	5	22
Points lost on own serve	0	6	3	6	5	20	5	3	4	1	6	19
Most consecutive points won	8	2	4	2	3	8	1	3	5	4	3	5
Greatest deficit overcome	-	-	3	-	1	3	-	-	-	-	-	-
Handedness/Grip	/						Right/					

### Game Progress

1	THAKKAR Sejal Dipan (KEN)	0	*1	3	*4	6	*8	10	11					
	RILEY Anthonette (BAR)	*0	1	*1	2	*2	2	*2	2					
2	THAKKAR Sejal Dipan (KEN)	*0	0	*1	1	*2	3	*4	5	5				
	RILEY Anthonette (BAR)	0	*2	3	*5	6	*7	8	*9	11				
3	THAKKAR Sejal Dipan (KEN)	0	*2	3	*3	3	*4	6	*7	9	*10	11		
	RILEY Anthonette (BAR)	0	0	*1	3	*5	6	*6	7	*7	8	8		
4	THAKKAR Sejal Dipan (KEN)	*0	0	*1	1	*1	3	*3	3					
	RILEY Anthonette (BAR)	0	*2	3	*5	7	*7	9	11					
5	THAKKAR Sejal Dipan (KEN)	0	*1	2	*3	5	*6	8	*9	9	*10	10	*11	12
	RILEY Anthonette (BAR)	*0	1	*2	3	*3	4	*4	5	*7	8	*10	10	10

### NOTES

"\*" denotes server. The "Greatest deficit overcome" only applies when the player ends up winning the game.

### LEGEND

WT Women's Team



## Detailed Team Match Results

Kenya (KEN) 2 - 3 Barbados (BAR)

**Match 3:** NJANI Della Mgenya (KEN) 1-3 FELIX Sherrice (BAR)  
THAKKAR Sejal Dipan RILEY Anthonette

Match Summary		Match	Game 1	Game 2	Game 3	Game 4	Game 5
NJANI Della Mgenya / THAKKAR SD	KEN	1	8	11	7	9	
FELIX Sherrice / RILEY A	BAR	3	11	7	11	11	
Duration		22min	5min	5min	4min	5min	

Team Match No : WT16 Table : 10 Umpires : EDWARDS David (ENG) CLAXTON Roy (SCO)

Player Statistics	NJANI DM / THAKKAR SD (KEN)						FELIX S / RILEY A (BAR)					
	Game					Match	Game					Match
	1	2	3	4	5		1	2	3	4	5	
Points won	8	11	7	9		35	11	7	11	11		40
Biggest lead	1	4	-	1		4	4	2	5	3		5
Points won on own serve	6	4	3	6		19	7	3	4	7		21
Points lost on own serve	4	4	7	4		19	2	7	4	3		16
Most consecutive points won	3	6	2	4		6	4	4	3	2		4
Greatest deficit overcome	-	2	-	-		2	1	-	-	1		1
Handedness/Grip	/ - /						Left/ - Right/					

### Game Progress

1	NJANI DM / THAKKAR SD (KEN)	*-0	1	*-1	2	*-2	4	*-5	7	*-8	8	8
	FELIX S / RILEY A (BAR)	0	*-1	3	*-4	6	*-6	7	*-7	8	*-10	11
2	NJANI DM / THAKKAR SD (KEN)	0	*-1	2	*-4	5	*-5	5	*-7	9	11	
	FELIX S / RILEY A (BAR)	*-0	1	*-2	2	*-3	5	*-7	7	*-7	7	
3	NJANI DM / THAKKAR SD (KEN)	*-0	1	*-2	3	*-4	4	*-5	5	*-6	7	
	FELIX S / RILEY A (BAR)	0	*-1	2	*-3	4	*-6	7	*-9	10	11	
4	NJANI DM / THAKKAR SD (KEN)	0	*-0	2	*-2	3	*-4	6	*-7	8	*-9	9
	FELIX S / RILEY A (BAR)	*-0	2	*-2	4	*-5	6	*-6	7	*-8	9	11

### NOTES

"\*-." denotes first player of pair is server, "-\*" denotes second player of pair is server. The "Greatest deficit overcome" only applies when the pair ends up winning the game.

### LEGEND

WT Women's Team



## Detailed Team Match Results

Kenya (KEN) 2 - 3 Barbados (BAR)

Match 4: **SHAH Jinita Azad Kumar (KEN)** 3-0 **FELIX Sherrice (BAR)**

Match Summary		Match	Game 1	Game 2	Game 3	Game 4	Game 5
SHAH Jinita Azad Kumar	KEN	3	11	11	11		
FELIX Sherrice	BAR	0	9	6	3		
Duration		17min	5min	5min	4min		

Team Match No : WT16 Table : 10 Umpires : EDWARDS David (ENG) CLAXTON Roy (SCO)

Player Statistics	SHAH Jinita Azad Kumar (KEN)						FELIX Sherrice (BAR)					
	Game					Match	Game					Match
	1	2	3	4	5		1	2	3	4	5	
Points won	11	11	11			33	9	6	3			18
Biggest lead	3	6	8			8	2	-	-			2
Points won on own serve	4	5	7			16	3	3	2			8
Points lost on own serve	6	3	1			10	7	6	4			17
Most consecutive points won	5	4	4			5	3	2	1			3
Greatest deficit overcome	2	-	-			2	-	-	-			-
Handedness/Grip	/						Left/					

### Game Progress

1	SHAH Jinita Azad Kumar (KEN)	*0	1	*3	3	*4	4	*5	7	*9	10	11
	FELIX Sherrice (BAR)	0	*1	1	*3	4	*6	7	*7	7	*8	9
2	SHAH Jinita Azad Kumar (KEN)	0	*2	4	*5	6	*7	9	*10	10	11	
	FELIX Sherrice (BAR)	*0	0	*0	1	*2	3	*3	4	*6	6	
3	SHAH Jinita Azad Kumar (KEN)	*0	2	*3	5	*6	8	*10	11			
	FELIX Sherrice (BAR)	0	*0	1	*1	2	*2	2	3			

### NOTES

"\*" denotes server. The "Greatest deficit overcome" only applies when the player ends up winning the game.

### LEGEND

WT Women's Team



## Detailed Team Match Results

Kenya (KEN) 2 - 3 Barbados (BAR)

**Match 5:** NJANI Della Mgenya (KEN) 0-3 HARVEY Krystle (BAR)

Match Summary		Match	Game 1	Game 2	Game 3	Game 4	Game 5
NJANI Della Mgenya	KEN	0	4	8	5		
HARVEY Krystle	BAR	3	11	11	11		
Duration		13min	3min	5min	4min		

Team Match No : WT16 Table : 10 Umpires : EDWARDS David (ENG) CLAXTON Roy (SCO)

Player Statistics	NJANI Della Mgenya (KEN)						HARVEY Krystle (BAR)					
	Game					Match	Game					Match
	1	2	3	4	5		1	2	3	4	5	
Points won	4	8	5			17	11	11	10			32
Biggest lead	-	-	-			-	7	5	6			7
Points won on own serve	3	6	3			12	7	7	5			19
Points lost on own serve	4	4	5			13	1	2	2			5
Most consecutive points won	2	2	1			2	4	3	3			4
Greatest deficit overcome	-	-	-			-	-	-	-			-
Handedness/Grip	/						Right/					

### Game Progress

1	NJANI Della Mgenya (KEN)	0	*0	1	*2	3	*3	4	*4	4		
	HARVEY Krystle (BAR)	*0	2	*3	4	*5	7	*8	10	11		
2	NJANI Della Mgenya (KEN)	*0	1	*1	2	*2	3	*4	5	*6	8	8
	HARVEY Krystle (BAR)	0	*1	3	*4	6	*7	8	*9	10	*10	11
3	NJANI Della Mgenya (KEN)	0	*0	1	*1	2	*3	4	*5	5		
	HARVEY Krystle (BAR)	0	2	*3	5	*6	7	*8	9	11		

### NOTES

"\*" denotes server. The "Greatest deficit overcome" only applies when the player ends up winning the game.

### LEGEND

WT Women's Team



## Detailed Team Match Results

**India (IND) 3 - 0 Barbados (BAR)**

Team Match No : WT5 Table : 5 Umpires : EDWARDS David (ENG) CLAXTON Roy (SCO)

Match 1			Match	Game 1	Game 2	Game 3	Game 4	Game 5
A	<b>KUMARESAN Shamini</b>	IND	3	11	11	11		
X	FELIX Sherrice	BAR	0	3	2	3		
Duration of Match 1			12min	3min	3min	4min		

Match 2			Match	Game 1	Game 2	Game 3	Game 4	Game 5
B	<b>BATRA Manika</b>	IND	3	11	11	11		
Y	RILEY Anthonette	BAR	0	2	5	2		
Duration of Match 2			11min	3min	3min	3min		

Match 3			Match	Game 1	Game 2	Game 3	Game 4	Game 5
C/A	<b>PATKAR MS / KUMARESAN S</b>	IND	3	11	11	9	11	
Z/Y	HARVEY K / RILEY A	BAR	1	4	4	11	3	
Duration of Match 3			17min	2min	4min	5min	3min	

Duration of Team Match	<b>52min</b>
------------------------	--------------

Player Statistics	India (IND)					Team Match	Barbados (BAR)					Team Match
	Match						Match					
	1	2	3	4	5		1	2	3	4	5	
Points won	33	32	42			107	8	9	20			37
Biggest lead	9	9	8			9	1	-	4			4
Points won on own serve	19	16	21			56	5	4	9			18
Points lost on own serve	3	5	11			19	14	16	21			51
Most consecutive points won	8	8	10			10	2	3	4			4
Greatest deficit overcome	1	-	3			3	-	-	-			-

### NOTES

The "Greatest deficit overcome" only applies when the player/pair ends up winning the game.

### LEGEND

**WT** Women's Team



## Detailed Team Match Results

India (IND) 3 - 0 Barbados (BAR)

Match 1: KUMARESAN Shamini (IND) 3-0 FELIX Sherrice (BAR)

Match Summary		Match	Game 1	Game 2	Game 3	Game 4	Game 5
KUMARESAN Shamini	IND	3	11	11	11		
FELIX Sherrice	BAR	0	3	2	3		
Duration		12min	3min	3min	4min		

Team Match No : WT5 Table : 5 Umpires : EDWARDS David (ENG) CLAXTON Roy (SCO)

Player Statistics	KUMARESAN Shamini (IND)						FELIX Sherrice (BAR)					
	Game					Match	Game					Match
	1	2	3	4	5		1	2	3	4	5	
Points won	11	11	11			33	3	2	3			8
Biggest lead	8	9	8			9	1	-	-			1
Points won on own serve	6	5	8			19	1	1	3			5
Points lost on own serve	2	1	0			3	5	6	3			14
Most consecutive points won	8	5	6			8	1	1	2			2
Greatest deficit overcome	1	-	-			1	-	-	-			-
Handedness/Grip	Right/Shakehand						Left/					

### Game Progress

1	KUMARESAN Shamini (IND)	*0	1	*2	3	*5	7	*9	11
	FELIX Sherrice (BAR)	0	*1	2	*3	3	*3	3	3
2	KUMARESAN Shamini (IND)	0	*1	3	*5	6	*8	10	11
	FELIX Sherrice (BAR)	*0	1	*1	1	*2	2	*2	2
3	KUMARESAN Shamini (IND)	*0	2	*3	5	*5	7	*9	11
	FELIX Sherrice (BAR)	0	*0	1	*1	3	*3	3	3

### NOTES

"\*" denotes server. The "Greatest deficit overcome" only applies when the player ends up winning the game.

### LEGEND

WT Women's Team



## Detailed Team Match Results

India (IND) 3 - 0 Barbados (BAR)

Match 2: **BATRA Manika (IND) 3-0 RILEY Anthonette (BAR)**

Match Summary		Match	Game 1	Game 2	Game 3	Game 4	Game 5
BATRA Manika	IND	3	11	11	11		
RILEY Anthonette	BAR	0	2	5	2		
Duration		11min	3min	3min	3min		

Team Match No : WT5 Table : 5 Umpires : EDWARDS David (ENG) CLAXTON Roy (SCO)

Player Statistics	BATRA Manika (IND)						RILEY Anthonette (BAR)					
	Game					Match	Game					Match
	1	2	3	4	5		1	2	3	4	5	
Points won	11	11	10			32	2	5	2			9
Biggest lead	9	7	9			9	-	-	-			-
Points won on own serve	7	5	4			16	2	2	0			4
Points lost on own serve	0	3	2			5	4	6	6			16
Most consecutive points won	6	6	8			8	1	3	2			3
Greatest deficit overcome	-	-	-			-	-	-	-			-
Handedness/Grip	Right/						Right/					

### Game Progress

1	BATRA Manika (IND)	*0	2	*3	5	*6	8	*10	11	
	RILEY Anthonette (BAR)	0	*0	1	*1	2	*2	2	2	
2	BATRA Manika (IND)	0	*2	4	*6	7	*8	8	*9	11
	RILEY Anthonette (BAR)	*0	0	*0	0	*1	2	*4	5	5
3	BATRA Manika (IND)	0	2	*4	6	*8	8	*10	11	
	RILEY Anthonette (BAR)	0	*0	0	*0	0	*2	2	2	

### NOTES

"\*" denotes server. The "Greatest deficit overcome" only applies when the player ends up winning the game.

### LEGEND

WT Women's Team



## Detailed Team Match Results

India (IND) 3 - 0 Barbados (BAR)

**Match 3:** **PATKAR Madhurika Suhas (IND)** 3-1 **HARVEY Krystle (BAR)**  
**KUMARESAN Shamini** **RILEY Anthonette**

Match Summary		Match	Game 1	Game 2	Game 3	Game 4	Game 5
<b>PATKAR Madhurika Suhas / KUMARESAN S</b>	IND	3	11	11	9	11	
<b>HARVEY Krystle / RILEY A</b>	BAR	1	4	4	11	3	
Duration		17min	2min	4min	5min	3min	

Team Match No : WT5 Table : 5 Umpires : EDWARDS David (ENG) CLAXTON Roy (SCO)

Player Statistics	PATKAR MS / KUMARESAN S (IND)						HARVEY K / RILEY A (BAR)					
	Game					Match	Game					Match
	1	2	3	4	5		1	2	3	4	5	
Points won	11	11	9	11		42	2	4	11	3		20
Biggest lead	7	7	-	8		8	3	3	4	-		4
Points won on own serve	6	5	4	6		21	2	1	5	1		9
Points lost on own serve	0	3	6	2		11	5	6	5	5		21
Most consecutive points won	10	10	3	6		10	3	3	4	1		4
Greatest deficit overcome	3	3	-	-		3	-	-	-	-		-
Handedness/Grip	Right/Shakehand - Right/Shakehand						Right/ - Right/					

### Game Progress

1	<b>PATKAR MS / KUMARESAN S (IND)</b>	0	0	*1	3	*5	7	*9	*10	11		
	<b>HARVEY K / RILEY A (BAR)</b>	0	*2	3	*3	3	*3	3	4	4		
2	<b>PATKAR MS / KUMARESAN S (IND)</b>	*0	0	*1	2	*4	6	*8	10	11		
	<b>HARVEY K / RILEY A (BAR)</b>	0	*2	3	*4	4	*4	4	*4	4		
3	<b>PATKAR MS / KUMARESAN S (IND)</b>	0	*0	1	*2	4	*4	4	*6	6	*8	9
	<b>HARVEY K / RILEY A (BAR)</b>	*0	2	*3	4	*4	6	*8	8	*10	10	11
4	<b>PATKAR MS / KUMARESAN S (IND)</b>	*0	2	*3	4	*6	8	*10	11			
	<b>HARVEY K / RILEY A (BAR)</b>	0	*0	1	*2	2	*2	2	3			

### NOTES

"\*-" denotes first player of pair is server, "-\*" denotes second player of pair is server. The "Greatest deficit overcome" only applies when the pair ends up winning the game.

### LEGEND

WT Women's Team





## Detailed Team Match Results

**Nigeria (NGR) 3 - 0 Kenya (KEN)**

Team Match No : WT6 Table : 6 Umpires : DUBEY Atul (IND) MERCER Alexander (ENG)

Match 1			Match	Game 1	Game 2	Game 3	Game 4	Game 5
A	EDEM Offiong	NGR	3	11	11	11		
X	SHAH Jinita Azad Kumar	KEN	0	3	1	8		
Duration of Match 1			11min	4min	4min	5min		

Match 2			Match	Game 1	Game 2	Game 3	Game 4	Game 5
B	OGUNDELE Rashidat	NGR	3	11	11	11		
Y	THAKKAR Sejal Dipan	KEN	0	4	3	6		
Duration of Match 2			18min	10min	4min	5min		

Match 3			Match	Game 1	Game 2	Game 3	Game 4	Game 5
C/B	OGUNDELE G / OGUNDELE R	NGR	3	11	11	11		
Z/Y	NJANI DM / THAKKAR SD	KEN	0	6	3	4		
Duration of Match 3			12min	3min	5min	3min		

Duration of Team Match	<b>51min</b>
------------------------	--------------

Player Statistics	Nigeria (NGR)					Kenya (KEN)						
	Match					Team Match	Match					Team Match
	1	2	3	4	5		1	2	3	4	5	
Points won	33	33	31			97	12	12	13			37
Biggest lead	10	8	8			10	-	1	-			1
Points won on own serve	19	19	17			55	7	9	8			24
Points lost on own serve	5	3	5			13	14	14	14			42
Most consecutive points won	7	8	7			8	4	3	3			4
Greatest deficit overcome	-	1	-			1	-	-	-			-

### NOTES

The "Greatest deficit overcome" only applies when the player/pair ends up winning the game.

### LEGEND

WT Women's Team



## Detailed Team Match Results

Nigeria (NGR) 3 - 0 Kenya (KEN)

Match 1: EDEM Offiong (NGR) 3-0 SHAH Jinita Azad Kumar (KEN)

Match Summary		Match	Game 1	Game 2	Game 3	Game 4	Game 5
EDEM Offiong	NGR	3	11	11	11		
SHAH Jinita Azad Kumar	KEN	0	3	1	8		
Duration		11min	4min	4min	5min		

Team Match No : WT6 Table : 6 Umpires : DUBEY Atul (IND) MERCER Alexander (ENG)

Player Statistics	EDEM Offiong (NGR)						SHAH Jinita Azad Kumar (KEN)					
	Game					Match	Game					Match
	1	2	3	4	5		1	2	3	4	5	
Points won	11	11	11			33	3	1	8			12
Biggest lead	8	10	5			10	-	-	-			-
Points won on own serve	7	6	6			19	2	1	4			7
Points lost on own serve	1	0	4			5	4	5	5			14
Most consecutive points won	6	7	4			7	2	1	4			4
Greatest deficit overcome	-	-	-			-	-	-	-			-
Handedness/Grip	/						/					

### Game Progress

1	EDEM Offiong (NGR)	*0	2	*4	5	*5	7	*9	11			
	SHAH Jinita Azad Kumar (KEN)	0	*0	0	*1	3	*3	3	3			
2	EDEM Offiong (NGR)	0	*2	4	*5	7	*9	11				
	SHAH Jinita Azad Kumar (KEN)	*0	0	*0	1	*1	1	1				
3	EDEM Offiong (NGR)	*0	2	*3	4	*5	6	*8	9	*9	10	11
	SHAH Jinita Azad Kumar (KEN)	0	*0	1	*2	3	*4	4	*5	7	*8	8

### NOTES

"\*" denotes server. The "Greatest deficit overcome" only applies when the player ends up winning the game.

### LEGEND

WT Women's Team



### Detailed Team Match Results

Nigeria (NGR) 3 - 0 Kenya (KEN)

Match 2: OGUDELE Rashidat (NGR) 3-0 THAKKAR Sejal Dipan (KEN)

Match Summary		Match	Game 1	Game 2	Game 3	Game 4	Game 5
OGUNDELE Rashidat	NGR	3	11	11	11		
THAKKAR Sejal Dipan	KEN	0	4	3	6		
Duration		18min	10min	4min	5min		

Team Match No : WT6 Table : 6 Umpires : DUBEY Atul (IND) MERCER Alexander (ENG)

Player Statistics	OGUNDELE Rashidat (NGR)						THAKKAR Sejal Dipan (KEN)					
	Game					Match	Game					Match
	1	2	3	4	5		1	2	3	4	5	
Points won	11	11	11			33	4	3	5			12
Biggest lead	7	8	5			8	-	1	1			1
Points won on own serve	7	5	7			19	3	2	4			9
Points lost on own serve	1	1	1			3	4	6	4			14
Most consecutive points won	6	8	4			8	3	1	2			3
Greatest deficit overcome	-	1	1			1	-	-	-			-
Handedness/Grip	/						/					

#### Game Progress

1	OGUNDELE Ganiat (NGR)	*0	2	*3	5	*7	8	*8	10	11	
	THAKKAR Sejal Dipan (KEN)	0	*0	1	*1	1	*2	4	*4	4	
2	OGUNDELE Ganiat (NGR)	0	*1	2	*4	6	*8	10	11		
	THAKKAR Sejal Dipan (KEN)	*0	1	*2	2	*2	2	*2	3		
3	OGUNDELE Ganiat (NGR)	0	1	*3	4	*5	7	*7	9	*10	11
	THAKKAR Sejal Dipan (KEN)	0	*1	1	*2	3	*3	5	*5	6	6

#### NOTES

"\*" denotes server. The "Greatest deficit overcome" only applies when the player ends up winning the game.

#### LEGEND

WT Women's Team



## Detailed Team Match Results

Nigeria (NGR) 3 - 0 Kenya (KEN)

**Match 3:** **OGUNDELE Ganiat (NGR)** 3-0 **NJANI Della Mgenya (KEN)**  
**OGUNDELE Rashidat** **THAKKAR Sejal Dipan**

Match Summary		Match	Game 1	Game 2	Game 3	Game 4	Game 5
OGUNDELE Ganiat / OGUNDELE R	NGR	3	11	11	11		
NJANI Della Mgenya / THAKKAR SD	KEN	0	6	3	4		
Duration		12min	3min	5min	3min		

Team Match No : WT6 Table : 6 Umpires : DUBEY Atul (IND) MERCER Alexander (ENG)

Player Statistics	OGUNDELE G / OGUNDELE R (NGR)						NJANI DM / THAKKAR SD (KEN)					
	Game					Match	Game					Match
	1	2	3	4	5		1	2	3	4	5	
Points won	11	10	10			31	6	3	4			13
Biggest lead	8	8	7			8	-	-	-			-
Points won on own serve	8	4	5			17	5	1	2			8
Points lost on own serve	1	2	2			5	3	6	5			14
Most consecutive points won	7	4	4			7	3	1	2			3
Greatest deficit overcome	-	-	-			-	-	-	-			-
Handedness/Grip	/ - /						/ - /					

### Game Progress

1	OGUNDELE G / OGUNDELE R (NGR)	-*0	2	*-4	6	*-7	9	*-9	10	*-10	11
	NJANI DM / THAKKAR SD (KEN)	0	*-0	0	*-0	1	*-1	3	*-4	6	6
2	OGUNDELE G / OGUNDELE R (NGR)	0	*-2	4	*-5	6	*-8	9	11		
	NJANI DM / THAKKAR SD (KEN)	0	0	*-0	1	*-2	2	*-3	3		
3	OGUNDELE G / OGUNDELE R (NGR)	0	2	*-3	4	*-5	7	*-9	10	11	
	NJANI DM / THAKKAR SD (KEN)	0	*-0	1	*-2	3	*-3	3	*-4	4	

### NOTES

"\*-." denotes first player of pair is server, "-\*" denotes second player of pair is server. The "Greatest deficit overcome" only applies when the pair ends up winning the game.

### LEGEND

WT Women's Team



### Detailed Team Match Results

Mauritius (MRI) 0 - 3 New Zealand (NZL)

Team Match No : WT27 Table : 2 Umpires : SUTCLIFFE Russell (ENG) KNOWLES Kathleen (SCO)

Match 1			Match	Game 1	Game 2	Game 3	Game 4	Game 5
A	GUKHOOL Widaad	MRI	0	2	7	3		
X	LI Chunli	NZL	3	11	11	11		
Duration of Match 1			17min	6min	6min	5min		

Match 2			Match	Game 1	Game 2	Game 3	Game 4	Game 5
B	CHOWREE Isabelle	MRI	0	3	1	7		
Y	LI Karen	NZL	3	11	11	11		
Duration of Match 2			14min	4min	4min	6min		

Match 3			Match	Game 1	Game 2	Game 3	Game 4	Game 5
C/A	WONG YUEN KWON / GUKHOOL W	MRI	2	7	11	12	8	8
Z/Y	SUN Y / LI K	NZL	3	11	9	10	11	11
Duration of Match 3			36min	4min	8min	8min	8min	7min

Duration of Team Match	1h17min
------------------------	---------

Player Statistics	Mauritius (MRI)					New Zealand (NZL)						
	Match				Team	Match				Team		
	1	2	3	4	5	Match	1	2	3	4	5	Match
Points won	12	11	44			67	31	31	52			114
Biggest lead	-	2	3			3	9	10	5			10
Points won on own serve	5	4	25			34	15	12	30			57
Points lost on own serve	16	19	22			57	7	7	19			33
Most consecutive points won	4	2	5			5	6	9	6			9
Greatest deficit overcome	-	-	3			3	-	2	3			3

**NOTES**

The "Greatest deficit overcome" only applies when the player/pair ends up winning the game.

**LEGEND**

WT Women's Team



## Detailed Team Match Results

Mauritius (MRI) **0 - 3** New Zealand (NZL)

**Match 1:** GUKHOOL Widaad (MRI) **0-3** LI Chunli (NZL)

Match Summary		Match	Game 1	Game 2	Game 3	Game 4	Game 5
GUKHOOL Widaad	MRI	0	2	7	3		
LI Chunli	NZL	3	11	11	11		
Duration		17min	6min	6min	5min		

Team Match No : WT27 Table : 2 Umpires : SUTCLIFFE Russell (ENG) KNOWLES Kathleen (SCO)

Player Statistics	GUKHOOL Widaad (MRI)						LI Chunli (NZL)					
	Game					Match	Game					Match
	1	2	3	4	5		1	2	3	4	5	
Points won	2	7	3			12	11	10	10			31
Biggest lead	-	-	-			-	9	4	8			9
Points won on own serve	1	2	2			5	6	3	6			15
Points lost on own serve	5	7	4			16	1	5	1			7
Most consecutive points won	1	4	2			4	6	3	5			6
Greatest deficit overcome	-	-	-			-	-	-	-			-
Handedness/Grip	Right/						Right/					

### Game Progress

1	GUKHOOL Widaad (MRI)	0	*0	0	*0	1	*2	2	2
	LI Chunli (NZL)	*0	2	*4	6	*7	8	*10	11
2	GUKHOOL Widaad (MRI)	0	0	*1	1	*3	5	*6	6
	LI Chunli (NZL)	0	*2	3	*5	5	*5	6	*8
3	GUKHOOL Widaad (MRI)	0	*0	0	*1	2	*2	3	3
	LI Chunli (NZL)	0	2	*4	5	*6	8	*9	11

### NOTES

"\*" denotes server. The "Greatest deficit overcome" only applies when the player ends up winning the game.

### LEGEND

WT Women's Team



## Detailed Team Match Results

Mauritius (MRI) 0 - 3 New Zealand (NZL)

Match 2: CHOWREE Isabelle (MRI) 0-3 LI Karen (NZL)

Match Summary		Match	Game 1	Game 2	Game 3	Game 4	Game 5
CHOWREE Isabelle	MRI	0	3	1	7		
LI Karen	NZL	3	11	11	11		
Duration		14min	4min	4min	6min		

Team Match No : WT27 Table : 2 Umpires : SUTCLIFFE Russell (ENG) KNOWLES Kathleen (SCO)

Player Statistics	CHOWREE Isabelle (MRI)					Match	LI Karen (NZL)					Match
	Game						Game					
	1	2	3	4	5		1	2	3	4	5	
Points won	3	1	7			11	11	10	10			31
Biggest lead	-	-	2			2	8	10	4			10
Points won on own serve	0	0	4			4	3	4	5			12
Points lost on own serve	8	6	5			19	3	1	3			7
Most consecutive points won	2	1	2			2	6	9	4			9
Greatest deficit overcome	-	-	-			-	-	-	-			2
Handedness/Grip	Right/						Right/					

### Game Progress

1	CHOWREE Isabelle (MRI)	*0	0	*1	1	*3	3	*3	3
	LI Karen (NZL)	0	*2	3	*5	5	*7	9	11
2	CHOWREE Isabelle (MRI)	0	*0	0	*0	0	*1	1	
	LI Karen (NZL)	0	2	*4	6	*8	9	11	
3	CHOWREE Isabelle (MRI)	0	1	*2	3	*4	6	*6	6
	LI Karen (NZL)	0	*1	2	*3	4	*4	6	*8
									*7
									7
									11

### NOTES

"\*" denotes server. The "Greatest deficit overcome" only applies when the player ends up winning the game.

### LEGEND

WT Women's Team



## Detailed Team Match Results

Mauritius (MRI) **0 - 3** New Zealand (NZL)

**Match 3:** WONG YUEN KWONG Deborah (MRI) **2-3** SUN Yang (NZL)  
GUKHOOL Widaad **LI Karen**

Match Summary		Match	Game 1	Game 2	Game 3	Game 4	Game 5
WONG YUEN KWON / GUKHOOL W	MRI	2	7	11	12	8	8
SUN Yang / LI K	NZL	3	11	9	10	11	11
Duration		36min	4min	8min	8min	8min	7min

Team Match No : WT27 Table : 2 Umpires : SUTCLIFFE Russell (ENG) KNOWLES Kathleen (SCO)

Player Statistics	WONG YUEN KWONG D / GUKHOOL W (MRI)						SUN Y / LI K (NZL)					
	Game					Match	Game					Match
	1	2	3	4	5		1	2	3	4	5	
Points won	7	11	12	8	6	44	11	9	10	11	11	52
Biggest lead	3	2	3	2	1	3	4	2	3	3	5	5
Points won on own serve	5	7	6	5	2	25	8	6	5	6	5	30
Points lost on own serve	3	3	5	5	6	22	2	4	6	3	4	19
Most consecutive points won	3	3	5	3	4	5	6	3	4	4	6	6
Greatest deficit overcome	-	2	3	-	-	3	3	-	-	2	1	3
Handedness/Grip	Right/ - Right/						Right/ - Right/					

### Game Progress

1	WONG YUEN KWONG D / GUKHOOL W (MRI)	0	*-1	3	*-4	4	*-4	5	*-5	7	7			
	SUN Y / LI K (NZL)	*-0	1	*-1	2	*-4	6	*-7	9	*-9	11			
2	WONG YUEN KWONG D / GUKHOOL W (MRI)	*-0	1	*-1	3	*-4	5	*-6	7	*-8	10	11		
	SUN Y / LI K (NZL)	0	*-1	3	*-3	4	*-5	6	*-7	8	*-8	9		
3	WONG YUEN KWONG D / GUKHOOL W (MRI)	0	*-1	1	*-2	3	*-4	6	*-8	9	*-9	10	*-11	12
	SUN Y / LI K (NZL)	*-0	1	*-3	4	*-5	6	*-6	6	*-7	9	*-10	10	10
4	WONG YUEN KWONG D / GUKHOOL W (MRI)	*-0	2	*-2	3	*-3	4	*-6	6	*-7	8	8		
	SUN Y / LI K (NZL)	0	*-0	2	*-3	5	*-6	6	*-8	9	*-10	11		
5	WONG YUEN KWONG D / GUKHOOL W (MRI)	0	*-1	1	*-2	3	*-5	6	*-6	6	6			
	SUN Y / LI K (NZL)	*-0	1	*-3	4	*-5	5	*-6	8	*-10	11			

### NOTES

"\*-." denotes first player of pair is server, "-\*" denotes second player of pair is server. The "Greatest deficit overcome" only applies when the pair ends up winning the game.

### LEGEND

WT Women's Team





## Detailed Team Match Results

Vanuatu (VAN) **0 - 3** Wales (WAL)

Team Match No : WT28 Table : 4 Umpires : BROWN David (ENG) HOUSTON Sinclair (SCO)

Match 1			Match	Game 1	Game 2	Game 3	Game 4	Game 5
A	LULU Anolyn	VAN	0	7	4	3		
X	OWEN Naomi	WAL	3	11	11	11		
Duration of Match 1			12min	4min	3min	3min		

Match 2			Match	Game 1	Game 2	Game 3	Game 4	Game 5
B	ABEL Roanna	VAN	0	4	5	5		
Y	PHILLIPS Megan	WAL	3	11	11	11		
Duration of Match 2			12min	3min	3min	4min		

Match 3			Match	Game 1	Game 2	Game 3	Game 4	Game 5
C/A	MATARIKI P / LULU A	VAN	0	4	4	2		
Z/Y	PHILLIPS A / PHILLIPS M	WAL	3	11	11	11		
Duration of Match 3			13min	3min	5min	3min		

Duration of Team Match	47min
------------------------	-------

Player Statistics	Vanuatu (VAN)					Wales (WAL)						
	Match					Team Match	Match					Team Match
	1	2	3	4	5		1	2	3	4	5	
Points won	14	13	10			37	33	33	32			98
Biggest lead	-	2	-			2	8	7	9			9
Points won on own serve	7	6	6			19	18	16	17			51
Points lost on own serve	15	17	15			47	7	7	4			18
Most consecutive points won	2	3	2			3	6	8	8			8
Greatest deficit overcome	-	-	-			-	-	2	-			2

### NOTES

The "Greatest deficit overcome" only applies when the player/pair ends up winning the game.

### LEGEND

WT Women's Team



## Detailed Team Match Results

Vanuatu (VAN) **0 - 3** Wales (WAL)

**Match 1:** LULU Anolyn (VAN) **0-3** OWEN Naomi (WAL)

Match Summary		Match	Game 1	Game 2	Game 3	Game 4	Game 5
LULU Anolyn	VAN	0	7	4	3		
OWEN Naomi	WAL	3	11	11	11		
Duration		12min	4min	3min	3min		

Team Match No : WT28 Table : 4 Umpires : BROWN David (ENG) HOUSTON Sinclair (SCO)

Player Statistics	LULU Anolyn (VAN)						OWEN Naomi (WAL)					
	Game					Match	Game					Match
	1	2	3	4	5		1	2	3	4	5	
Points won	7	4	3			14	11	11	11			33
Biggest lead	-	-	-			-	5	7	8			8
Points won on own serve	2	3	2			7	5	6	7			18
Points lost on own serve	6	5	4			15	5	1	1			7
Most consecutive points won	2	2	1			2	3	4	6			6
Greatest deficit overcome	-	-	-			-	-	-	-			-
Handedness/Grip	Right/						Right/					

### Game Progress

1	LULU Anolyn (VAN)	0	*1	1	*2	3	*4	4	*5	6	7
	OWEN Naomi (WAL)	*0	1	*3	4	*5	6	*8	9	*10	11
2	LULU Anolyn (VAN)	*0	1	*1	3	*3	3	*4	4	4	4
	OWEN Naomi (WAL)	0	*1	3	*3	5	*7	8	*10	11	
3	LULU Anolyn (VAN)	0	*0	1	*2	3	*3	3	3	3	3
	OWEN Naomi (WAL)	*0	2	*3	4	*5	7	*9	11		

### NOTES

"\*" denotes server. The "Greatest deficit overcome" only applies when the player ends up winning the game.

### LEGEND

WT Women's Team



## Detailed Team Match Results

Vanuatu (VAN) **0 - 3** Wales (WAL)

**Match 2:** ABEL Roanna (VAN) **0-3** PHILLIPS Megan (WAL)

Match Summary		Match	Game 1	Game 2	Game 3	Game 4	Game 5
ABEL Roanna	VAN	0	4	5	5		
PHILLIPS Megan	WAL	3	11	11	11		
Duration		12min	3min	3min	4min		

Team Match No : WT28 Table : 4 Umpires : BROWN David (ENG) HOUSTON Sinclair (SCO)

Player Statistics	ABEL Roanna (VAN)						PHILLIPS Megan (WAL)					
	Game					Match	Game					Match
	1	2	3	4	5		1	2	3	4	5	
Points won	4	5	4			13	11	11	11			33
Biggest lead	-	-	2			2	7	7	6			7
Points won on own serve	2	3	1			6	5	6	5			16
Points lost on own serve	6	5	6			17	2	2	3			7
Most consecutive points won	1	3	2			3	3	6	8			8
Greatest deficit overcome	-	-	-			-	-	-	2			2
Handedness/Grip	Right/						Left/					

### Game Progress

1	ABEL Roanna (VAN)	*0	0	*1	1	*2	3	*3	4	4
	PHILLIPS Megan (WAL)	0	*2	3	*5	6	*7	9	*10	11
2	ABEL Roanna (VAN)	0	*0	0	*0	2	*3	3	*4	5
	PHILLIPS Megan (WAL)	*0	2	*4	6	*6	7	*9	10	11
3	ABEL Roanna (VAN)	0	2	*2	2	*2	2	*4	4	5
	PHILLIPS Megan (WAL)	0	*0	2	*4	6	*8	8	*10	11

### NOTES

"\*" denotes server. The "Greatest deficit overcome" only applies when the player ends up winning the game.

### LEGEND

WT Women's Team



## Detailed Team Match Results

Vanuatu (VAN) **0 - 3** Wales (WAL)

**Match 3:** MATARIKI Pareina (VAN) **0-3** PHILLIPS Angharad (WAL)  
LULU Anolyn PHILLIPS Megan

Match Summary		Match	Game 1	Game 2	Game 3	Game 4	Game 5
MATARIKI Pareina / LULU A	VAN	0	4	4	2		
PHILLIPS Angharad / PHILLIPS M	WAL	3	11	11	11		
Duration		13min	3min	5min	3min		

Team Match No : WT28 Table : 4 Umpires : BROWN David (ENG) HOUSTON Sinclair (SCO)

Player Statistics	MATARIKI P / LULU A (VAN)						PHILLIPS A / PHILLIPS M (WAL)					
	Game					Match	Game					Match
	1	2	3	4	5		1	2	3	4	5	
Points won	4	4	2			10	11	11	10			32
Biggest lead	-	-	-			-	7	7	9			9
Points won on own serve	3	1	2			6	6	5	6			17
Points lost on own serve	5	6	4			15	1	3	0			4
Most consecutive points won	1	2	2			2	4	5	8			8
Greatest deficit overcome	-	-	-			-	-	-	-			-
Handedness/Grip	Right/ - Right/						Left/ - Left/					

### Game Progress

1	MATARIKI P / LULU A (VAN)	*-0	1	*-1	2	*-2	2	*-3	4	4
	PHILLIPS A / PHILLIPS M (WAL)	0	*-1	3	*-4	6	*-8	9	*-10	11
2	MATARIKI P / LULU A (VAN)	0	*-1	1	*-1	2	*-4	4	*-4	4
	PHILLIPS A / PHILLIPS M (WAL)	*-0	1	*-3	5	*-6	6	*-8	10	11
3	MATARIKI P / LULU A (VAN)	0	0	*-0	0	*-0	2	*-2	2	
	PHILLIPS A / PHILLIPS M (WAL)	0	*-2	4	*-6	8	*-8	10	11	

### NOTES

"\*-." denotes first player of pair is server, "-\*" denotes second player of pair is server. The "Greatest deficit overcome" only applies when the pair ends up winning the game.

### LEGEND

WT Women's Team



## Detailed Team Match Results

### Wales (WAL) 2 - 3 New Zealand (NZL)

Team Match No : WT17 Table : 1 Umpires : MUGWANYA Ronald (UGA) TAN Corelle (SIN)

Match 1			Match	Game 1	Game 2	Game 3	Game 4	Game 5
A	CAREY Charlotte	WAL	1	9	2	11	8	
X	LI Chunli	NZL	3	11	11	6	11	
Duration of Match 1			27min	6min	4min	5min	8min	

Match 2			Match	Game 1	Game 2	Game 3	Game 4	Game 5
B	OWEN Naomi	WAL	0	10	10	6		
Y	LI Karen	NZL	3	12	12	11		
Duration of Match 2			22min	6min	7min	6min		

Match 3			Match	Game 1	Game 2	Game 3	Game 4	Game 5
C/A	THOMAS C / CAREY C	WAL	3	10	11	11	9	11
Z/Y	YANG A / LI K	NZL	2	12	6	8	11	9
Duration of Match 3			38min	7min	6min	6min	7min	8min

Match 4			Match	Game 1	Game 2	Game 3	Game 4	Game 5
B	OWEN Naomi	WAL	3	11	11	11		
Z	YANG Annie	NZL	0	4	6	7		
Duration of Match 4			14min	3min	4min	5min		

Match 5			Match	Game 1	Game 2	Game 3	Game 4	Game 5
C	THOMAS Chloe	WAL	0	6	5	6		
X	LI Chunli	NZL	3	11	11	11		
Duration of Match 5			18min	5min	5min	6min		

Duration of Team Match	2h22min
------------------------	---------

Player Statistics	Wales (WAL)						New Zealand (NZL)					
	Match					Team Match	Match					Team Match
	1	2	3	4	5		1	2	3	4	5	
Points won	30	26	52	33	16	157	39	35	45	17	33	169
Biggest lead	6	3	6	7	2	7	9	5	3	1	6	9
Points won on own serve	14	13	28	14	6	75	18	18	24	5	15	80
Points lost on own serve	21	17	21	12	18	89	16	13	24	19	10	82
Most consecutive points won	7	4	6	5	2	7	6	4	5	2	8	8
Greatest deficit overcome	1	-	3	1	-	3	3	3	6	-	2	6

#### NOTES

The "Greatest deficit overcome" only applies when the player/pair ends up winning the game.

#### LEGEND

WT Women's Team



## Detailed Team Match Results

Wales (WAL) 2 - 3 New Zealand (NZL)

Match 1: CAREY Charlotte (WAL) 1-3 LI Chunli (NZL)

Match Summary		Match	Game 1	Game 2	Game 3	Game 4	Game 5
CAREY Charlotte	WAL	1	9	2	11	8	
LI Chunli	NZL	3	11	11	6	11	
Duration		27min	6min	4min	5min	8min	

Team Match No : WT17 Table : 1 Umpires : MUGWANYA Ronald (UGA) TAN Corelle (SIN)

Player Statistics	CAREY Charlotte (WAL)						LI Chunli (NZL)					
	Game					Match	Game					Match
	1	2	3	4	5		1	2	3	4	5	
Points won	9	2	11	8		30	11	11	6	11		39
Biggest lead	3	1	6	1		6	2	9	1	3		9
Points won on own serve	4	1	4	5		14	5	5	2	6		18
Points lost on own serve	6	6	4	5		21	5	1	7	3		16
Most consecutive points won	3	1	7	2		7	4	6	2	2		6
Greatest deficit overcome	-	-	1	-		1	3	1	-	1		3
Handedness/Grip	Left/						Right/					

### Game Progress

1	CAREY Charlotte (WAL)	0	*1	2	*3	4	*5	7	*8	8	*9	9
	LI Chunli (NZL)	*0	1	*2	3	*4	5	*5	6	*8	9	11
2	CAREY Charlotte (WAL)	*0	1	*1	1	*2	2	*2	2			
	LI Chunli (NZL)	0	*1	3	*5	6	*8	10	11			
3	CAREY Charlotte (WAL)	0	*1	2	*3	4	*6	8	*10	10	11	
	LI Chunli (NZL)	*0	1	*2	3	*4	4	*4	4	*6	6	
4	CAREY Charlotte (WAL)	*0	1	*2	3	*4	5	*6	7	*7	8	8
	LI Chunli (NZL)	0	*1	2	*3	4	*5	6	*7	9	*10	11

### NOTES

"\*" denotes server. The "Greatest deficit overcome" only applies when the player ends up winning the game.

### LEGEND

WT Women's Team



## Detailed Team Match Results

Wales (WAL) 2 - 3 New Zealand (NZL)

Match 2: OWEN Naomi (WAL) 0-3 LI Karen (NZL)

Match Summary		Match	Game 1	Game 2	Game 3	Game 4	Game 5
OWEN Naomi	WAL	0	10	10	6		
LI Karen	NZL	3	12	12	11		
Duration		22min	6min	7min	6min		

Team Match No : WT17 Table : 1 Umpires : MUGWANYA Ronald (UGA) TAN Corelle (SIN)

Player Statistics	OWEN Naomi (WAL)						LI Karen (NZL)					
	Game					Match	Game					Match
	1	2	3	4	5		1	2	3	4	5	
Points won	10	10	6			26	12	12	11			35
Biggest lead	1	3	-			3	3	3	5			5
Points won on own serve	6	5	2			13	7	6	5			18
Points lost on own serve	5	6	6			17	4	5	4			13
Most consecutive points won	3	2	4			4	3	4	4			4
Greatest deficit overcome	-	-	-			-	1	3	-			3
Handedness/Grip	Right/						Right/					

### Game Progress

1	OWEN Naomi (WAL)	0	*0	2	*3	4	*4	5	*7	8	*9	10	*10	10
	LI Karen (NZL)	*0	2	*2	3	*4	6	*7	7	*8	9	*10	11	12
2	OWEN Naomi (WAL)	*0	2	*3	4	*4	5	*6	6	*7	8	*10	10	10
	LI Karen (NZL)	0	*0	1	*2	4	*5	6	*8	9	*10	10	*11	12
3	OWEN Naomi (WAL)	0	*1	1	*2	2	*3	5	*6	6	6			
	LI Karen (NZL)	*0	1	*3	4	*6	7	*7	8	*10	11			

### NOTES

"\*" denotes server. The "Greatest deficit overcome" only applies when the player ends up winning the game.

### LEGEND

WT Women's Team



## Detailed Team Match Results

Wales (WAL) 2 - 3 New Zealand (NZL)

**Match 3:** THOMAS Chloe (WAL) 3-2 YANG Annie (NZL)  
CAREY Charlotte LI Karen

Match Summary		Match	Game 1	Game 2	Game 3	Game 4	Game 5
THOMAS Chloe / CAREY C	WAL	3	10	11	11	9	11
YANG Annie / LI K	NZL	2	12	6	8	11	9
	Duration	38min	7min	6min	6min	7min	8min

Team Match No : WT17 Table : 1 Umpires : MUGWANYA Ronald (UGA) TAN Corelle (SIN)

Player Statistics	THOMAS C / CAREY C (WAL)						YANG A / LI K (NZL)					
	Game					Match	Game					Match
	1	2	3	4	5		1	2	3	4	5	
Points won	10	11	11	9	11	52	12	6	7	11	9	45
Biggest lead	6	5	4	1	3	6	2	1	1	2	3	3
Points won on own serve	5	6	7	4	6	28	6	3	5	5	5	24
Points lost on own serve	6	3	2	6	4	21	5	5	4	5	5	24
Most consecutive points won	4	6	4	3	4	6	5	2	2	3	4	5
Greatest deficit overcome	-	1	1	-	3	3	6	-	-	1	-	6
Handedness/Grip	Right/ - Left/						Left/ - Right/					

### Game Progress

1	THOMAS C / CAREY C (WAL)	0	*1	3	*4	6	*8	8	*8	9	*10	10	*10	10
	YANG A / LI K (NZL)	*0	1	*1	2	*2	2	*4	6	*7	8	*10	11	12
2	THOMAS C / CAREY C (WAL)	*0	1	*2	3	*4	5	*7	9	*10	11			
	YANG A / LI K (NZL)	0	*1	2	*3	4	*5	5	*5	6	6			
3	THOMAS C / CAREY C (WAL)	0	*1	2	*3	4	*5	7	*8	10	*10	11		
	YANG A / LI K (NZL)	0	1	*2	3	*4	5	*5	6	*6	8	8		
4	THOMAS C / CAREY C (WAL)	*0	1	*2	2	*3	4	*6	7	*8	9	9		
	YANG A / LI K (NZL)	0	*1	2	*4	5	*6	6	*7	8	*9	11		
5	THOMAS C / CAREY C (WAL)	0	*1	2	*2	3	*5	6	*8	9	*9	11		
	YANG A / LI K (NZL)	*0	1	*2	4	*5	5	*6	6	*7	9	9		

### NOTES

"\*-" denotes first player of pair is server, "-\*" denotes second player of pair is server. The "Greatest deficit overcome" only applies when the pair ends up winning the game.

### LEGEND

WT Women's Team





## Detailed Team Match Results

Wales (WAL) 2 - 3 New Zealand (NZL)

**Match 4:** OWEN Naomi (WAL) 3-0 YANG Annie (NZL)

Match Summary		Match	Game 1	Game 2	Game 3	Game 4	Game 5
OWEN Naomi	WAL	3	11	11	11		
YANG Annie	NZL	0	4	6	7		
	Duration	14min	3min	4min	5min		

Team Match No : WT17 Table : 1 Umpires : MUGWANYA Ronald (UGA) TAN Corelle (SIN)

Player Statistics	OWEN Naomi (WAL)						YANG Annie (NZL)					
	Game					Match	Game					Match
	1	2	3	4	5		1	2	3	4	5	
Points won	11	11	11			33	4	6	7			17
Biggest lead	7	5	4			7	1	-	1			1
Points won on own serve	5	2	7			14	1	0	4			5
Points lost on own serve	3	6	3			12	6	9	4			19
Most consecutive points won	5	3	3			5	2	2	2			2
Greatest deficit overcome	1	-	1			1	-	-	-			-
Handedness/Grip	Right/						Left/					

### Game Progress

1	OWEN Naomi (WAL)	*0	1	*3	4	*6	8	*9	10	11	
	YANG Annie (NZL)	0	*1	1	*2	2	*2	3	*4	4	
2	OWEN Naomi (WAL)	0	*2	2	*4	5	*7	7	*9	10	11
	YANG Annie (NZL)	*0	0	*2	2	*3	3	*5	5	*6	6
3	OWEN Naomi (WAL)	*0	1	*2	3	*4	5	*6	8	*9	11
	YANG Annie (NZL)	0	*1	2	*3	4	*5	6	*6	7	7

### NOTES

"\*" denotes server. The "Greatest deficit overcome" only applies when the player ends up winning the game.

### LEGEND

WT Women's Team



## Detailed Team Match Results

Wales (WAL) 2 - 3 New Zealand (NZL)

**Match 5:** THOMAS Chloe (WAL) 0-3 LI Chunli (NZL)

Match Summary		Match	Game 1	Game 2	Game 3	Game 4	Game 5
THOMAS Chloe	WAL	0	6	5	6		
LI Chunli	NZL	3	11	11	11		
Duration		18min	5min	5min	6min		

Team Match No : WT17 Table : 1 Umpires : MUGWANYA Ronald (UGA) TAN Corelle (SIN)

Player Statistics	THOMAS Chloe (WAL)						LI Chunli (NZL)					
	Game					Match	Game					Match
	1	2	3	4	5		1	2	3	4	5	
Points won	6	5	5			16	11	11	11			33
Biggest lead	-	2	1			2	5	6	5			6
Points won on own serve	1	2	3			6	4	5	6			15
Points lost on own serve	7	6	5			18	5	3	2			10
Most consecutive points won	2	2	1			2	4	8	4			8
Greatest deficit overcome	-	-	-			-	-	2	1			2
Handedness/Grip	Right/						Right/					

### Game Progress

1	THOMAS Chloe (WAL)	0	0	*2	2	*3	4	*5	5	*6	6
	LI Chunli (NZL)	*0	*2	2	*4	5	*6	7	*9	10	11
2	THOMAS Chloe (WAL)	0	*2	3	*4	4	*4	4	*4	5	
	LI Chunli (NZL)	*0	0	*1	2	*4	6	*8	10	11	
3	THOMAS Chloe (WAL)	0	1	*2	3	*4	5	*5	6	*6	6
	LI Chunli (NZL)	0	*1	2	*3	4	*5	7	*8	10	11

### NOTES

"\*" denotes server. The "Greatest deficit overcome" only applies when the player ends up winning the game.

### LEGEND

WT Women's Team



## Detailed Team Match Results

### Mauritius (MRI) 3 - 0 Vanuatu (VAN)

Team Match No : WT18 Table : 7 Umpires : BROWN David (ENG) FOOTE Ben (GGY)

Match 1			Match	Game 1	Game 2	Game 3	Game 4	Game 5
A	<b>CHOWREE Isabelle</b>	MRI	3	11	11	16		
X	ABEL Rosanna	VAN	0	7	4	14		
Duration of Match 1			17min	4min	3min	8min		

Match 2			Match	Game 1	Game 2	Game 3	Game 4	Game 5
B	<b>GU KHOOL Widaad</b>	MRI	3	6	11	4	11	11
Y	LULU Anolyn	VAN	2	11	7	11	9	8
Duration of Match 2			28min	4min	6min	5min	7min	7min

Match 3			Match	Game 1	Game 2	Game 3	Game 4	Game 5
C/A	<b>WONG YUEN KWON / CHOWREE I</b>	MRI	3	11	11	8	11	
Z/Y	MATARIKI P / LULU A	VAN	1	8	9	11	9	
Duration of Match 3			23min	5min	5min	5min	6min	

Duration of Team Match	<b>1h21min</b>
------------------------	----------------

Player Statistics	Mauritius (MRI)					Vanuatu (VAN)						
	Match				Team	Match				Team		
	1	2	3	4	5	Match	1	2	3	4	5	Match
Points won	38	43	41			122	24	42	37			103
Biggest lead	7	4	4			7	3	8	4			8
Points won on own serve	18	23	17			58	11	23	16			50
Points lost on own serve	13	19	21			53	20	20	24			64
Most consecutive points won	3	6	5			6	3	8	5			8
Greatest deficit overcome	3	2	4			4	-	-	4			4

#### NOTES

The "Greatest deficit overcome" only applies when the player/pair ends up winning the game.

#### LEGEND

**WT** Women's Team



## Detailed Team Match Results

Mauritius (MRI) 3 - 0 Vanuatu (VAN)

Match 1: CHOWREE Isabelle (MRI) 3-0 ABEL Rosanna (VAN)

Match Summary		Match	Game 1	Game 2	Game 3	Game 4	Game 5
CHOWREE Isabelle	MRI	3	11	11	16		
ABEL Rosanna	VAN	0	7	4	14		
Duration		17min	4min	3min	8min		

Team Match No : WT18 Table : 7 Umpires : BROWN David (ENG) FOOTE Ben (GGY)

Player Statistics	CHOWREE Isabelle (MRI)						ABEL Rosanna (VAN)					
	Game					Match	Game					Match
	1	2	3	4	5		1	2	3	4	5	
Points won	11	11	16			38	7	4	13			24
Biggest lead	4	7	2			7	1	-	3			3
Points won on own serve	4	7	7			18	1	4	6			11
Points lost on own serve	6	0	7			13	7	4	9			20
Most consecutive points won	3	3	2			3	2	1	3			3
Greatest deficit overcome	1	-	3			3	-	-	-			-
Handedness/Grip	Right/						Right/					

### Game Progress

1	CHOWREE Isabelle (MRI)	*0	1	*3	3	*5	6	*7	8	*10	11							
	ABEL Rosanna (VAN)	0	*1	1	*3	3	*4	5	*6	6	7							
2	CHOWREE Isabelle (MRI)	0	*1	3	*4	6	*7	9	*10	11								
	ABEL Rosanna (VAN)	*0	1	*1	2	*2	3	*3	4	4								
3	CHOWREE Isabelle (MRI)	0	0	*1	2	*3	4	*5	6	*8	9	*10	11	*11	11	*12	12	*13
	ABEL Rosanna (VAN)	0	*2	3	*4	5	*6	7	*8	8	*9	10	*10	11	*12	12	*13	13
		14	*14	15	16													
		*13	14	*14	14													

### NOTES

"\*" denotes server. The "Greatest deficit overcome" only applies when the player ends up winning the game.

### LEGEND

WT Women's Team



## Detailed Team Match Results

Mauritius (MRI) 3 - 0 Vanuatu (VAN)

Match 2: GUKHOOL Widaad (MRI) 3-2 LULU Anolyn (VAN)

Match Summary		Match	Game 1	Game 2	Game 3	Game 4	Game 5
GUKHOOL Widaad	MRI	3	6	11	4	11	11
LULU Anolyn	VAN	2	11	7	11	9	8
	Duration	28min	4min	6min	5min	7min	7min

Team Match No : WT18 Table : 7 Umpires : BROWN David (ENG) FOOTE Ben (GGY)

Player Statistics	GUKHOOL Widaad (MRI)						LULU Anolyn (VAN)					
	Game					Match	Game					Match
	1	2	3	4	5		1	2	3	4	5	
Points won	6	11	4	11	11	43	11	6	10	8	7	42
Biggest lead	-	4	-	4	4	4	5	2	8	1	2	8
Points won on own serve	3	6	3	5	6	23	6	4	6	3	4	23
Points lost on own serve	5	2	4	5	3	19	3	5	1	6	5	20
Most consecutive points won	2	4	2	4	6	6	5	3	8	3	2	8
Greatest deficit overcome	-	2	-	1	2	2	-	-	-	-	-	-
Handedness/Grip	Right/						Right/					

### Game Progress

1	GUKHOOL Widaad (MRI)	0	*1	2	*2	2	*3	4	*5	6	6	
	LULU Anolyn (VAN)	*0	1	*2	4	*6	7	*8	9	*10	11	
2	GUKHOOL Widaad (MRI)	0	*0	2	*3	3	*5	7	*7	9	11	
	LULU Anolyn (VAN)	0	2	*2	3	*5	5	*5	7	*7	7	
3	GUKHOOL Widaad (MRI)	0	0	*0	0	*0	2	*3	4	4		
	LULU Anolyn (VAN)	0	*2	4	*6	8	*8	9	*10	11		
4	GUKHOOL Widaad (MRI)	0	*1	2	*4	4	*5	6	*8	10	*10	11
	LULU Anolyn (VAN)	0	1	*2	2	*4	5	*6	6	*6	8	9
5	GUKHOOL Widaad (MRI)	0	1	*1	2	*4	6	*8	9	*9	10	11
	LULU Anolyn (VAN)	0	*1	3	*4	4	*4	4	*5	7	*8	8

### NOTES

"\*" denotes server. The "Greatest deficit overcome" only applies when the player ends up winning the game.

### LEGEND

WT Women's Team



## Detailed Team Match Results

Mauritius (MRI) 3 - 0 Vanuatu (VAN)

**Match 3:** **WONG YUEN KWONG Deborah (MRI)** 3-1 **MATARIKI Pareina (VAN)**  
**CHOWREE Isabelle** LULU Anolyn

Match Summary		Match	Game 1	Game 2	Game 3	Game 4	Game 5
WONG YUEN KWON / CHOWREE I	MRI	3	11	11	8	11	
MATARIKI Pareina / LULU A	VAN	1	8	9	11	9	
Duration		23min	5min	5min	5min	6min	

Team Match No : WT18 Table : 7 Umpires : BROWN David (ENG) FOOTE Ben (GGY)

Player Statistics	WONG YUEN KWONG D / CHOWREE I (MRI)						MATARIKI P / LULU A (VAN)					
	Game					Match	Game					Match
	1	2	3	4	5		1	2	3	4	5	
Points won	11	11	8	11		41	8	9	11	9		37
Biggest lead	3	3	4	4		4	4	1	3	2		4
Points won on own serve	4	5	4	4		17	3	4	6	3		16
Points lost on own serve	5	5	5	6		21	7	6	4	7		24
Most consecutive points won	4	4	5	3		5	4	2	5	3		5
Greatest deficit overcome	4	1	-	2		4	-	-	4	-		4
Handedness/Grip	Right/ - Right/						Right/ - Right/					

### Game Progress

1	WONG YUEN KWONG D / CHOWREE I (MRI)	0	*-0	0	*-1	2	*-4	5	*-7	8	*-10	11
	MATARIKI P / LULU A (VAN)	*-0	2	*-4	5	*-6	6	*-7	7	*-8	8	8
2	WONG YUEN KWONG D / CHOWREE I (MRI)	*-0	1	*-2	3	*-4	5	*-7	8	*-9	10	11
	MATARIKI P / LULU A (VAN)	0	*-1	2	*-3	4	*-5	5	*-6	7	*-8	9
3	WONG YUEN KWONG D / CHOWREE I (MRI)	0	*-1	3	*-5	5	*-5	7	*-7	7	*-8	8
	MATARIKI P / LULU A (VAN)	*-0	1	*-1	1	*-3	5	*-5	7	*-9	10	11
4	WONG YUEN KWONG D / CHOWREE I (MRI)	*-0	0	*-2	3	*-4	6	*-7	8	*-10	10	11
	MATARIKI P / LULU A (VAN)	0	*-2	2	*-3	4	*-4	5	*-6	6	*-8	9

### NOTES

"\*-." denotes first player of pair is server, "-\*" denotes second player of pair is server. The "Greatest deficit overcome" only applies when the pair ends up winning the game.

### LEGEND

WT Women's Team



## Detailed Team Match Results

### New Zealand (NZL) 3 - 0 Vanuatu (VAN)

Team Match No : WT7 Table : 10 Umpires : COCHRANE Dave (ENG) BROWN Charles (SCO)

Match 1			Match	Game 1	Game 2	Game 3	Game 4	Game 5
A	LI Chunli	NZL	3	11	11	11		
X	MATARIKI Pareina	VAN	0	7	6	6		
Duration of Match 1			12min	3min	4min	4min		

Match 2			Match	Game 1	Game 2	Game 3	Game 4	Game 5
B	LI Karen	NZL	3	11	11	11		
Y	LULU Anolyn	VAN	0	7	3	7		
Duration of Match 2			13min	4min	3min	6min		

Match 3			Match	Game 1	Game 2	Game 3	Game 4	Game 5
C/A	HUNG J / LI C	NZL	3	11	11	11		
Z/Y	ABEL R / LULU A	VAN	0	4	6	7		
Duration of Match 3			12min	3min	4min	4min		

Duration of Team Match	47min
------------------------	-------

Player Statistics	New Zealand (NZL)					Team Match	Vanuatu (VAN)					Team Match
	Match						Match					
	1	2	3	4	5		1	2	3	4	5	
Points won	33	32	32			97	18	17	17			52
Biggest lead	5	8	7			8	3	2	2			3
Points won on own serve	16	17	18			51	9	9	11			29
Points lost on own serve	9	8	6			23	17	15	14			46
Most consecutive points won	5	5	5			5	3	4	3			4
Greatest deficit overcome	3	2	2			3	-	-	-			-

#### NOTES

The "Greatest deficit overcome" only applies when the player/pair ends up winning the game.

#### LEGEND

WT Women's Team



## Detailed Team Match Results

New Zealand (NZL) 3 - 0 Vanuatu (VAN)

Match 1: LI Chunli (NZL) 3-0 MATARIKI Pareina (VAN)

Match Summary		Match	Game 1	Game 2	Game 3	Game 4	Game 5
LI Chunli	NZL	3	11	11	11		
MATARIKI Pareina	VAN	0	7	6	6		
Duration		12min	3min	4min	4min		

Team Match No : WT7 Table : 10 Umpires : COCHRANE Dave (ENG) BROWN Charles (SCO)

Player Statistics	LI Chunli (NZL)						MATARIKI Pareina (VAN)					
	Game					Match	Game					Match
	1	2	3	4	5		1	2	3	4	5	
Points won	11	11	11			33	7	6	5			18
Biggest lead	5	5	5			5	-	-	3			3
Points won on own serve	4	7	5			16	3	4	2			9
Points lost on own serve	4	2	3			9	7	4	6			17
Most consecutive points won	3	5	4			5	2	2	3			3
Greatest deficit overcome	-	-	3			3	-	-	-			-
Handedness/Grip	Right/						Right/					

### Game Progress

1	LI Chunli (NZL)	0	*1	3	*4	5	*7	7	*9	10	11
	MATARIKI Pareina (VAN)	*0	1	*1	2	*3	3	*5	5	*6	7
2	LI Chunli (NZL)	*0	2	*2	3	*4	5	*7	9	*10	11
	MATARIKI Pareina (VAN)	0	*0	2	*3	4	*5	5	*5	6	6
3	LI Chunli (NZL)	0	*0	1	*3	4	*6	7	*8	10	11
	MATARIKI Pareina (VAN)	0	2	*3	3	*4	4	*5	6	*6	6

### NOTES

"\*" denotes server. The "Greatest deficit overcome" only applies when the player ends up winning the game.

### LEGEND

WT Women's Team





## Detailed Team Match Results

New Zealand (NZL) 3 - 0 Vanuatu (VAN)

Match 2: LI Karen (NZL) 3-0 LULU Anolyn (VAN)

Match Summary		Match	Game 1	Game 2	Game 3	Game 4	Game 5
LI Karen	NZL	3	11	11	11		
LULU Anolyn	VAN	0	7	3	7		
	Duration	13min	4min	3min	6min		

Team Match No : WT7 Table : 10 Umpires : COCHRANE Dave (ENG) BROWN Charles (SCO)

Player Statistics	LI Karen (NZL)						LULU Anolyn (VAN)					
	Game					Match	Game					Match
	1	2	3	4	5		1	2	3	4	5	
Points won	11	11	10			32	7	3	7			17
Biggest lead	4	8	4			8	2	-	-			2
Points won on own serve	6	5	6			17	3	2	4			9
Points lost on own serve	4	1	3			8	5	6	4			15
Most consecutive points won	4	5	4			5	2	1	4			4
Greatest deficit overcome	2	-	-			2	-	-	-			-
Handedness/Grip	Right/						Right/					

### Game Progress

1	LI Karen (NZL)	*0	0	*2	4	*5	6	*7	8	*9	11
	LULU Anolyn (VAN)	0	*2	2	*2	3	*4	5	*6	7	7
2	LI Karen (NZL)	0	*2	3	*5	7	*8	10	11		
	LULU Anolyn (VAN)	*0	0	*1	1	*1	2	*2	3		
3	LI Karen (NZL)	0	2	*4	4	*4	6	*7	9	*10	11
	LULU Anolyn (VAN)	0	*0	0	*2	4	*4	5	*5	6	7

### NOTES

"\*" denotes server. The "Greatest deficit overcome" only applies when the player ends up winning the game.

### LEGEND

WT Women's Team



## Detailed Team Match Results

New Zealand (NZL) 3 - 0 Vanuatu (VAN)

**Match 3:** HUNG Jenny (NZL) 3-0 ABEL Rosanna (VAN)  
LI Chunli LULU Anolyn

Match Summary		Match	Game 1	Game 2	Game 3	Game 4	Game 5
HUNG Jenny / LI C	NZL	3	11	11	11		
ABEL Rosanna / LULU A	VAN	0	4	6	7		
	Duration	12min	3min	4min	4min		

Team Match No : WT7 Table : 10 Umpires : COCHRANE Dave (ENG) BROWN Charles (SCO)

Player Statistics	HUNG J / LI C (NZL)						ABEL R / LULU A (VAN)					
	Game					Match	Game					Match
	1	2	3	4	5		1	2	3	4	5	
Points won	11	11	10			32	4	6	7			17
Biggest lead	7	5	6			7	-	2	-			2
Points won on own serve	6	6	6			18	3	3	5			11
Points lost on own serve	1	3	2			6	5	5	4			14
Most consecutive points won	4	4	5			5	1	2	3			3
Greatest deficit overcome	-	2	-			2	-	-	-			-
Handedness/Grip	Right/ - Right/						Right/ - Right/					

### Game Progress

1	HUNG J / LI C (NZL)	0	*-1	3	*-4	5	*-7	9	*-10	11	
	ABEL R / LULU A (VAN)	*-0	1	*-1	2	*-3	3	*-3	4	4	
2	HUNG J / LI C (NZL)	*-0	0	*-2	3	*-4	6	*-7	9	*-10	11
	ABEL R / LULU A (VAN)	0	*-2	2	*-3	4	*-4	5	*-5	6	6
3	HUNG J / LI C (NZL)	0	*-2	3	*-5	7	*-7	9	*-9	10	11
	ABEL R / LULU A (VAN)	0	0	*-1	1	*-1	3	*-3	5	*-6	7

### NOTES

"\*-." denotes first player of pair is server, "-\*" denotes second player of pair is server. The "Greatest deficit overcome" only applies when the pair ends up winning the game.

### LEGEND

WT Women's Team



## Detailed Team Match Results

### Wales (WAL) 3 - 0 Mauritius (MRI)

Team Match No : WT8 Table : 9 Umpires : SCARR Val (NZL) CHAY Winnie (SIN)

Match 1			Match	Game 1	Game 2	Game 3	Game 4	Game 5
A	<b>OWEN Naomi</b>	WAL	3	11	11	11		
X	WONG YUEN KWONG Deborah	MRI	0	7	5	2		
Duration of Match 1			11min	4min	3min	3min		

Match 2			Match	Game 1	Game 2	Game 3	Game 4	Game 5
B	<b>CAREY Charlotte</b>	WAL	3	11	10	11	11	
Y	CHOWREE Isabelle	MRI	1	6	12	9	6	
Duration of Match 2			21min	4min	6min	6min	6min	

Match 3			Match	Game 1	Game 2	Game 3	Game 4	Game 5
C/B	<b>THOMAS C / CAREY C</b>	WAL	3	11	11	13		
Z/X	GUKHOOL W / WONG YUEN KWON	MRI	0	6	8	11		
Duration of Match 3			18min	4min	6min	6min		

Duration of Team Match	<b>1h6min</b>
------------------------	---------------

Player Statistics	Wales (WAL)					Mauritius (MRI)						
	Match					Team Match	Match					Team Match
	1	2	3	4	5		1	2	3	4	5	
Points won	33	43	35			111	14	32	25			71
Biggest lead	9	5	6			9	-	2	4			4
Points won on own serve	15	22	14			51	7	17	9			33
Points lost on own serve	7	15	16			38	18	21	21			60
Most consecutive points won	7	4	4			7	4	4	3			4
Greatest deficit overcome	-	2	4			4	-	3	-			3

#### NOTES

The "Greatest deficit overcome" only applies when the player/pair ends up winning the game.

#### LEGEND

WT Women's Team



## Detailed Team Match Results

Wales (WAL) 3 - 0 Mauritius (MRI)

Match 1: OWEN Naomi (WAL) 3-0 WONG YUEN KWONG Deborah (MRI)

Match Summary		Match	Game 1	Game 2	Game 3	Game 4	Game 5
OWEN Naomi	WAL	3	11	11	11		
WONG YUEN KWONG Deborah	MRI	0	7	5	2		
Duration		11min	4min	3min	3min		

Team Match No : WT8 Table : 9 Umpires : SCARR Val (NZL) CHAY Winnie (SIN)

Player Statistics	OWEN Naomi (WAL)						WONG YUEN KWONG Deborah (MRI)					
	Game					Match	Game					Match
	1	2	3	4	5		1	2	3	4	5	
Points won	11	11	11			33	7	5	2			14
Biggest lead	6	8	9			9	-	-	-			-
Points won on own serve	6	5	4			15	5	2	0			7
Points lost on own serve	2	3	2			7	5	6	7			18
Most consecutive points won	4	5	7			7	3	4	1			4
Greatest deficit overcome	-	-	-			-	-	-	-			-
Handedness/Grip	Right/						Right/					

### Game Progress

1	OWEN Naomi (WAL)	0	*2	3	*4	6	*7	9	*9	10	11
	WONG YUEN KWONG Deborah (MRI)	*0	0	*1	2	*2	3	*3	5	*6	7
2	OWEN Naomi (WAL)	*0	2	*4	5	*7	9	*9	9	11	
	WONG YUEN KWONG Deborah (MRI)	0	*0	0	*1	1	*1	3	*5	5	
3	OWEN Naomi (WAL)	0	*2	4	*6	7	*9	10	11		
	WONG YUEN KWONG Deborah (MRI)	*0	0	*0	0	*1	1	*2	2		

### NOTES

"\*" denotes server. The "Greatest deficit overcome" only applies when the player ends up winning the game.

### LEGEND

WT Women's Team



## Detailed Team Match Results

Wales (WAL) 3 - 0 Mauritius (MRI)

Match 2: CAREY Charlotte (WAL) 3-1 CHOWREE Isabelle (MRI)

Match Summary		Match	Game 1	Game 2	Game 3	Game 4	Game 5
CAREY Charlotte	WAL	3	11	10	11	11	
CHOWREE Isabelle	MRI	1	6	12	9	6	
	Duration	21min	4min	6min	6min	6min	

Team Match No : WT8 Table : 9 Umpires : SCARR Val (NZL) CHAY Winnie (SIN)

Player Statistics	CAREY Charlotte (WAL)						CHOWREE Isabelle (MRI)					
	Game					Match	Game					Match
	1	2	3	4	5		1	2	3	4	5	
Points won	11	10	11	11		43	6	12	9	5		32
Biggest lead	5	3	3	5		5	1	2	2	2		2
Points won on own serve	7	5	6	4		22	5	6	5	1		17
Points lost on own serve	1	6	4	4		15	4	5	5	7		21
Most consecutive points won	3	3	4	4		4	2	4	4	2		4
Greatest deficit overcome	1	-	2	2		2	-	3	-	-		3
Handedness/Grip	Left/						Right/					

### Game Progress

1	CAREY Charlotte (WAL)	0	*1	2	*3	5	*5	7	*8	10	11			
	CHOWREE Isabelle (MRI)	*0	1	*2	3	*3	5	*5	6	*6	6			
2	CAREY Charlotte (WAL)	*0	1	*3	4	*5	6	*7	8	*9	10	*10	10	10
	CHOWREE Isabelle (MRI)	0	*1	1	*2	3	*4	5	*6	7	*8	10	*11	12
3	CAREY Charlotte (WAL)	0	*2	3	*4	5	*5	7	*7	7	*9	11		
	CHOWREE Isabelle (MRI)	*0	0	*1	2	*3	5	*5	7	*9	9	9		
4	CAREY Charlotte (WAL)	0	0	*2	3	*5	6	*8	9	*10	11			
	CHOWREE Isabelle (MRI)	0	*2	2	*3	3	*4	4	*5	6	6			

### NOTES

"\*" denotes server. The "Greatest deficit overcome" only applies when the player ends up winning the game.

### LEGEND

WT Women's Team



## Detailed Team Match Results

Wales (WAL) 3 - 0 Mauritius (MRI)

**Match 3:** THOMAS Chloe (WAL) 3-0 GUKHOOL Widaad (MRI)  
CAREY Charlotte WONG YUEN KWONG Deborah

Match Summary		Match	Game 1	Game 2	Game 3	Game 4	Game 5
THOMAS Chloe / CAREY C	WAL	3	11	11	13		
GUKHOOL W / WONG YUEN KWON	MRI	0	6	8	11		
	Duration	18min	4min	6min	6min		

Team Match No : WT8 Table : 9 Umpires : SCARR Val (NZL) CHAY Winnie (SIN)

Player Statistics	THOMAS C / CAREY C (WAL)						GUKHOOL W / WONG YUEN KWONG D (MRI)					
	Game					Match	Game					Match
	1	2	3	4	5		1	2	3	4	5	
Points won	11	11	13			35	6	8	11			25
Biggest lead	6	3	2			6	-	1	4			4
Points won on own serve	5	4	5			14	2	3	4			9
Points lost on own serve	4	5	7			16	6	7	8			21
Most consecutive points won	4	3	4			4	3	2	3			3
Greatest deficit overcome	-	1	4			4	-	-	-			-
Handedness/Grip	Right/ - Left/						Right/ - Right/					

### Game Progress

1	THOMAS C / CAREY C (WAL)	-*0	2	*-4	5	-*6	7	*-9	9	-*10	11					
	GUKHOOL W / WONG YUEN KWONG D (MRI)	0	*-0	0	-*1	2	*-3	3	-*5	6	6					
2	THOMAS C / CAREY C (WAL)	0	*-1	2	-*3	4	*-6	6	-*8	9	*-10	11				
	GUKHOOL W / WONG YUEN KWONG D (MRI)	*-0	1	-*2	3	*-4	4	-*6	6	*-7	8	8				
3	THOMAS C / CAREY C (WAL)	*-0	0	-*1	1	*-3	4	-*4	5	*-7	9	-*10	10	*-11	12	13
	GUKHOOL W / WONG YUEN KWONG D (MRI)	0	*-2	3	-*5	5	*-6	8	-*9	9	*-9	10	-*11	11	*-11	11

### NOTES

"\*-." denotes first player of pair is server, "-\*" denotes second player of pair is server. The "Greatest deficit overcome" only applies when the pair ends up winning the game.

### LEGEND

WT Women's Team



## Detailed Team Match Results

### Canada (CAN) 3 - 0 Papua New Guinea (PNG)

Team Match No : WT29 Table : 6 Umpires : PURCELL Tom (ENG) MUDIBO Andrew (KEN)

Match 1			Match	Game 1	Game 2	Game 3	Game 4	Game 5
A	LUO Anqi	CAN	3	11	11	11		
X	LOI Samantha	PNG	0	3	1	4		
Duration of Match 1			11min	3min	3min	4min		

Match 2			Match	Game 1	Game 2	Game 3	Game 4	Game 5
B	GUO Betty	CAN	3	11	11	11		
Y	LOHIA Geru	PNG	0	5	6	1		
Duration of Match 2			11min	4min	4min	4min		

Match 3			Match	Game 1	Game 2	Game 3	Game 4	Game 5
C/A	ZHANG M / LUO A	CAN	3	11	11	11		
Z/Y	TONGIA E / LOHIA G	PNG	0	5	1	3		
Duration of Match 3			11min	3min	4min	3min		

Duration of Team Match	43min
------------------------	-------

Player Statistics	Canada (CAN)					Papua New Guinea (PNG)						
	Match					Team Match	Match					Team Match
	1	2	3	4	5		1	2	3	4	5	
Points won	33	32	32			97	8	12	9			29
Biggest lead	10	10	10			10	1	2	1			2
Points won on own serve	18	18	16			52	4	7	5			16
Points lost on own serve	4	5	4			13	15	14	16			45
Most consecutive points won	8	9	7			9	2	5	2			5
Greatest deficit overcome	1	2	1			2	-	-	-			-

#### NOTES

The "Greatest deficit overcome" only applies when the player/pair ends up winning the game.

#### LEGEND

WT Women's Team



## Detailed Team Match Results

Canada (CAN) 3 - 0 Papua New Guinea (PNG)

Match 1: LUO Anqi (CAN) 3-0 LOI Samantha (PNG)

Match Summary		Match	Game 1	Game 2	Game 3	Game 4	Game 5
LUO Anqi	CAN	3	11	11	11		
LOI Samantha	PNG	0	3	1	4		
Duration		11min	3min	3min	4min		

Team Match No : WT29 Table : 6 Umpires : PURCELL Tom (ENG) MUDIBO Andrew (KEN)

Player Statistics	LUO Anqi (CAN)						LOI Samantha (PNG)					
	Game					Match	Game					Match
	1	2	3	4	5		1	2	3	4	5	
Points won	11	11	11			33	3	1	4			8
Biggest lead	8	10	7			10	1	-	1			1
Points won on own serve	6	6	6			18	1	1	2			4
Points lost on own serve	2	0	2			4	5	5	5			15
Most consecutive points won	5	8	7			8	1	1	2			2
Greatest deficit overcome	1	-	1			1	-	-	-			-
Handedness/Grip	Right/						Right/					

### Game Progress

1	LUO Anqi (CAN)	*0	1	*3	4	*6	8	*9	11	
	LOI Samantha (PNG)	0	*1	1	*2	2	*2	3	3	
2	LUO Anqi (CAN)	0	*2	4	*6	8	*9	11		
	LOI Samantha (PNG)	*0	0	*0	0	*0	1	1		
3	LUO Anqi (CAN)	*0	1	*2	3	*4	6	*8	10	11
	LOI Samantha (PNG)	0	*1	2	*3	4	*4	4	*4	4

### NOTES

"\*" denotes server. The "Greatest deficit overcome" only applies when the player ends up winning the game.

### LEGEND

WT Women's Team





## Detailed Team Match Results

Canada (CAN) 3 - 0 Papua New Guinea (PNG)

Match 2:

GUO Betty (CAN) 3-0 LOHIA Geru (PNG)

Match Summary		Match	Game 1	Game 2	Game 3	Game 4	Game 5
GUO Betty	CAN	3	11	11	11		
LOHIA Geru	PNG	0	5	6	1		
Duration		11min	4min	4min	4min		

Team Match No : WT29 Table : 6 Umpires : PURCELL Tom (ENG) MUDIBO Andrew (KEN)

Player Statistics	GUO Betty (CAN)						LOHIA Geru (PNG)					
	Game					Match	Game					Match
	1	2	3	4	5		1	2	3	4	5	
Points won	11	11	10			32	5	6	1			12
Biggest lead	6	5	10			10	2	-	-			2
Points won on own serve	6	7	5			18	3	4	0			7
Points lost on own serve	2	2	1			5	5	4	5			14
Most consecutive points won	5	5	9			9	2	5	1			5
Greatest deficit overcome	2	-	-			2	-	-	-			-
Handedness/Grip	Right/						Right/					

### Game Progress

1	GUO Betty (CAN)	0	*1	1	*3	5	*6	8	*9	11	
	LOHIA Geru (PNG)	*0	1	*3	3	*3	4	*4	5	5	
2	GUO Betty (CAN)	*0	2	*3	5	*6	6	*6	8	*10	11
	LOHIA Geru (PNG)	0	*0	1	*1	2	*4	6	*6	6	6
3	GUO Betty (CAN)	0	*2	3	*5	7	*9	11			
	LOHIA Geru (PNG)	0	0	*1	1	*1	1	1			

### NOTES

"\*" denotes server. The "Greatest deficit overcome" only applies when the player ends up winning the game.

### LEGEND

WT Women's Team



## Detailed Team Match Results

Canada (CAN) 3 - 0 Papua New Guinea (PNG)

**Match 3:** ZHANG Mo (CAN) 3-0 TONGIA Eileen (PNG)  
LUO Anqi LOHIA Geru

Match Summary		Match	Game 1	Game 2	Game 3	Game 4	Game 5
ZHANG Mo / LUO A	CAN	3	11	11	11		
TONGIA Eileen / LOHIA G	PNG	0	5	1	3		
Duration		11min	3min	4min	3min		

Team Match No : WT29 Table : 6 Umpires : PURCELL Tom (ENG) MUDIBO Andrew (KEN)

Player Statistics	ZHANG M / LUO A (CAN)						TONGIA E / LOHIA G (PNG)					
	Game					Match	Game					Match
	1	2	3	4	5		1	2	3	4	5	
Points won	11	11	10			32	5	1	3			9
Biggest lead	6	10	8			10	1	-	-			1
Points won on own serve	6	6	4			16	3	1	1			5
Points lost on own serve	2	0	2			4	5	5	6			16
Most consecutive points won	5	7	5			7	2	1	2			2
Greatest deficit overcome	1	-	-			1	-	-	-			-
Handedness/Grip	Right/ - Right/						Right/ - Right/					

### Game Progress

1	ZHANG M / LUO A (CAN)	0	*-1	3	*-4	5	*-6	8	*-10	11	
	TONGIA E / LOHIA G (PNG)	*-0	1	*-1	2	*-3	4	*-4	4	5	
2	ZHANG M / LUO A (CAN)	*-0	2	*-4	6	*-7	9	11	7	*-7	7
	TONGIA E / LOHIA G (PNG)	0	*-0	0	*-0	1	*-1	*-1	*-7	9	11
3	ZHANG M / LUO A (CAN)	0	*-2	2	*-4	6	*-7	9	11		
	TONGIA E / LOHIA G (PNG)	0	0	*-2	2	*-2	3	*-3	3		

### NOTES

"\*-." denotes first player of pair is server, "-\*" denotes second player of pair is server. The "Greatest deficit overcome" only applies when the pair ends up winning the game.

### LEGEND

WT Women's Team



## Detailed Team Match Results

Jamaica (JAM) **0 - 3** Malaysia (MAS)

Team Match No : WT30 Table : 5 Umpires : ARINYE Cecilia (NGR) CHAN Gregory (CAN)

Match 1			Match	Game 1	Game 2	Game 3	Game 4	Game 5
A	CLARE Shenique	JAM	0	12	7	5		
X	YING Ho	MAS	3	14	11	11		
Duration of Match 1			19min	8min	4min	4min		

Match 2			Match	Game 1	Game 2	Game 3	Game 4	Game 5
B	FOSTER Yvonne	JAM	1	11	6	6	7	
Y	ROU YOU Lee	MAS	3	6	11	11	11	
Duration of Match 2			19min	4min	4min	4min	5min	

Match 3			Match	Game 1	Game 2	Game 3	Game 4	Game 5
C/A	LEWIS D / CLARE S	JAM	0	4	5	6		
Z/Y	LEE WEI B / ROU YOU L	MAS	3	11	11	11		
Duration of Match 3			11min	3min	4min	3min		

Duration of Team Match	1h0min
------------------------	--------

Player Statistics	Jamaica (JAM)					Malaysia (MAS)						
	Match					Team Match	Match					Team Match
	1	2	3	4	5		1	2	3	4	5	
Points won	24	30	15			69	36	39	33			108
Biggest lead	2	5	-			5	6	5	7			7
Points won on own serve	12	17	9			38	17	21	19			57
Points lost on own serve	19	18	14			51	12	13	6			31
Most consecutive points won	3	5	3			5	5	5	6			6
Greatest deficit overcome	-	-	-			-	2	3	-			3

### NOTES

The "Greatest deficit overcome" only applies when the player/pair ends up winning the game.

### LEGEND

WT Women's Team



## Detailed Team Match Results

Jamaica (JAM) **0 - 3** Malaysia (MAS)

**Match 1:** CLARE Shenique (JAM) **0-3** YING Ho (MAS)

Match Summary		Match	Game 1	Game 2	Game 3	Game 4	Game 5
CLARE Shenique	JAM	0	12	7	5		
YING Ho	MAS	3	14	11	11		
Duration		19min	8min	4min	4min		

Team Match No : WT30 Table : 5 Umpires : ARINYE Cecilia (NGR) CHAN Gregory (CAN)

Player Statistics	CLARE Shenique (JAM)						YING Ho (MAS)					
	Game					Match	Game					Match
	1	2	3	4	5		1	2	3	4	5	
Points won	12	7	5			24	14	11	11			36
Biggest lead	2	1	-			2	2	4	6			6
Points won on own serve	6	5	1			12	7	6	4			17
Points lost on own serve	7	5	7			19	6	2	4			12
Most consecutive points won	2	3	3			3	3	5	4			5
Greatest deficit overcome	-	-	-			-	2	1	-			2
Handedness/Grip	/						Right/					

### Game Progress

1	CLARE Shenique (JAM)	0	*1	2	*3	5	*6	6	*7	9	*10	10	*10	11	*12	12	*12	12
	YING Ho (MAS)	*0	1	*2	3	*3	4	*6	7	*7	8	*10	11	*11	11	*12	13	14
2	CLARE Shenique (JAM)	*0	1	*2	3	*3	5	*6	6	*6	7							
	YING Ho (MAS)	0	*1	2	*3	5	*5	6	*8	10	11							
3	CLARE Shenique (JAM)	0	*0	0	*1	2	*4	4	*5	5								
	YING Ho (MAS)	*0	2	*4	5	*6	6	*8	9	11								

### NOTES

"\*" denotes server. The "Greatest deficit overcome" only applies when the player ends up winning the game.

### LEGEND

WT Women's Team



## Detailed Team Match Results

Jamaica (JAM) **0 - 3** Malaysia (MAS)

**Match 2:** FOSTER Yvonne (JAM) **1-3** ROU YOU Lee (MAS)

Match Summary		Match	Game 1	Game 2	Game 3	Game 4	Game 5
FOSTER Yvonne	JAM	1	11	6	6	7	
ROU YOU Lee	MAS	3	6	11	11	11	
Duration		19min	4min	4min	4min	5min	

Team Match No : WT30 Table : 5 Umpires : ARINYE Cecilia (NGR) CHAN Gregory (CAN)

Player Statistics	FOSTER Yvonne (JAM)						ROU YOU Lee (MAS)					
	Game					Match	Game					Match
	1	2	3	4	5		1	2	3	4	5	
Points won	11	6	6	7		30	6	11	11	11		39
Biggest lead	5	-	3	2		5	-	5	5	5		5
Points won on own serve	4	5	3	5		17	2	7	6	6		21
Points lost on own serve	4	4	5	5		18	7	1	3	2		13
Most consecutive points won	5	2	3	3		5	4	3	5	5		5
Greatest deficit overcome	-	-	-	-		-	-	-	3	2		3
Handedness/Grip	/						Right/					

### Game Progress

1	FOSTER Yvonne (JAM)	0	*2	3	*5	5	*5	7	*9	10	11
	ROU YOU Lee (MAS)	*0	0	*1	1	*3	5	*5	5	*6	6
2	FOSTER Yvonne (JAM)	*0	1	*1	3	*3	4	*5	6	*6	6
	ROU YOU Lee (MAS)	0	*1	3	*3	5	*6	7	*8	10	11
3	FOSTER Yvonne (JAM)	0	*1	3	*4	4	*5	5	*5	6	6
	ROU YOU Lee (MAS)	*0	1	*1	2	*4	5	*7	9	*10	11
4	FOSTER Yvonne (JAM)	*0	1	*2	4	*4	5	*5	5	*6	7
	ROU YOU Lee (MAS)	0	*1	2	*2	4	*5	7	*9	10	11

### NOTES

"\*" denotes server. The "Greatest deficit overcome" only applies when the player ends up winning the game.

### LEGEND

WT Women's Team



## Detailed Team Match Results

Jamaica (JAM) **0 - 3** Malaysia (MAS)

**Match 3:** LEWIS Dadrian (JAM) **0-3** LEE WEI Beh (MAS)  
CLARE Shenique ROU YOU Lee

Match Summary		Match	Game 1	Game 2	Game 3	Game 4	Game 5
LEWIS Dadrian / CLARE S	JAM	0	4	5	6		
LEE WEI Beh / ROU YOU L	MAS	3	11	11	11		
Duration		11min	3min	4min	3min		

Team Match No : WT30 Table : 5 Umpires : ARINYE Cecilia (NGR) CHAN Gregory (CAN)

Player Statistics	LEWIS D / CLARE S (JAM)						LEE WEI B / ROU YOU L (MAS)					
	Game					Match	Game					Match
	1	2	3	4	5		1	2	3	4	5	
Points won	4	5	6			15	11	11	11			33
Biggest lead	-	-	-			-	7	6	6			7
Points won on own serve	3	2	4			9	7	5	7			19
Points lost on own serve	4	6	4			14	1	3	2			6
Most consecutive points won	3	1	2			3	6	4	5			6
Greatest deficit overcome	-	-	-			-	-	-	-			-
Handedness/Grip	/ - /						Right/ - Right/					

### Game Progress

1	LEWIS D / CLARE S (JAM)	0	*-0	1	*-1	3	*-4	4	*-4	4	
	LEE WEI B / ROU YOU L (MAS)	*-0	2	*-3	5	*-5	6	*-8	10	11	
2	LEWIS D / CLARE S (JAM)	*-0	1	*-1	1	*-2	3	*-4	4	5	
	LEE WEI B / ROU YOU L (MAS)	0	*-1	3	*-5	6	*-7	8	*-10	11	
3	LEWIS D / CLARE S (JAM)	0	*-0	0	*-1	2	*-3	4	*-4	6	6
	LEE WEI B / ROU YOU L (MAS)	*-0	2	*-4	5	*-6	7	*-8	10	*-10	11

### NOTES

"\*-." denotes first player of pair is server, "-\*" denotes second player of pair is server. The "Greatest deficit overcome" only applies when the pair ends up winning the game.

### LEGEND

WT Women's Team



## Detailed Team Match Results

### Canada (CAN) 2 - 3 Malaysia (MAS)

Team Match No : WT19 Table : 4 Umpires : SCARR Val (NZL) CHAY Winnie (SIN)

Match 1			Match	Game 1	Game 2	Game 3	Game 4	Game 5
A	ZHANG Mo	CAN	3	8	11	7	19	11
X	LEE WEI Beh	MAS	2	11	8	11	17	3
Duration of Match 1			40min	6min	6min	8min	16min	6min

Match 2			Match	Game 1	Game 2	Game 3	Game 4	Game 5
B	LUO Anqi	CAN	0	11	7	9		
Y	SOCK KHIM Ng	MAS	3	13	11	11		
Duration of Match 2			22min	7min	7min	8min		

Match 3			Match	Game 1	Game 2	Game 3	Game 4	Game 5
C/B	GUO B / LUO A	CAN	0	7	5	9		
Z/X	YING H / LEE WEI B	MAS	3	11	11	11		
Duration of Match 3			19min	5min	6min	8min		

Match 4			Match	Game 1	Game 2	Game 3	Game 4	Game 5
A	ZHANG Mo	CAN	3	9	11	5	11	11
Z	YING Ho	MAS	2	11	5	11	7	7
Duration of Match 4			30min	6min	6min	6min	7min	6min

Match 5			Match	Game 1	Game 2	Game 3	Game 4	Game 5
C	GUO Betty	CAN	1	9	4	11	7	
Y	SOCK KHIM Ng	MAS	3	11	11	7	11	
Duration of Match 5			22min	5min	5min	6min	7min	

Duration of Team Match	2h29min
------------------------	---------

Player Statistics	Canada (CAN)						Malaysia (MAS)					
	Match					Team Match	Match					Team Match
	1	2	3	4	5		1	2	3	4	5	
Points won	53	26	21	44	28	172	50	34	31	40	40	195
Biggest lead	8	2	1	7	5	8	4	5	6	6	7	7
Points won on own serve	26	13	12	27	16	94	26	18	16	25	22	107
Points lost on own serve	24	16	15	15	18	88	27	13	9	17	12	78
Most consecutive points won	6	3	3	7	5	7	4	6	7	4	6	7
Greatest deficit overcome	2	-	-	1	-	2	2	2	1	2	3	3

#### NOTES

The "Greatest deficit overcome" only applies when the player/pair ends up winning the game.

#### LEGEND

WT Women's Team



## Detailed Team Match Results

Canada (CAN) 2 - 3 Malaysia (MAS)

Match 1: **ZHANG Mo (CAN) 3-2 LEE WEI Beh (MAS)**

Match Summary		Match	Game 1	Game 2	Game 3	Game 4	Game 5
ZHANG Mo	CAN	3	8	11	7	19	11
LEE WEI Beh	MAS	2	11	8	11	17	3
Duration		40min	6min	6min	8min	16min	6min

Team Match No : WT19 Table : 4 Umpires : SCARR Val (NZL) CHAY Winnie (SIN)

Player Statistics	ZHANG Mo (CAN)						LEE WEI Beh (MAS)					
	Game					Match	Game					Match
	1	2	3	4	5		1	2	3	4	5	
Points won	8	11	6	18	10	53	11	8	11	17	3	50
Biggest lead	2	4	1	3	8	8	4	2	4	2	-	4
Points won on own serve	2	5	4	11	4	26	4	3	7	11	1	26
Points lost on own serve	7	5	4	6	2	24	6	6	2	7	6	27
Most consecutive points won	2	6	2	4	6	6	4	3	4	3	2	4
Greatest deficit overcome	-	2	-	2	-	2	2	-	1	-	-	2
Handedness/Grip	Right/						Right/					

### Game Progress

1	ZHANG Mo (CAN)	0	*2	2	*2	3	*5	6	*6	6	*8	8						
	LEE WEI Beh (MAS)	*0	0	*2	4	*5	5	*6	8	*10	10	11						
2	ZHANG Mo (CAN)	*0	0	*2	4	*6	7	*7	8	*9	10	11						
	LEE WEI Beh (MAS)	0	*2	2	*2	2	*3	5	*6	7	*8	8						
3	ZHANG Mo (CAN)	0	*1	2	*3	4	*5	6	*6	7	7							
	LEE WEI Beh (MAS)	0	1	*2	3	*4	5	*6	8	*9	11							
4	ZHANG Mo (CAN)	0	2	*2	3	*5	6	*6	7	*7	9	*10	11	*11	11	*12	13	*13
	LEE WEI Beh (MAS)	0	*0	2	*3	3	*4	6	*7	9	*9	10	*10	11	*12	12	*12	13
		14	*14	15	*15	15	*16	16	*17	18	19							
		*13	14	*14	15	*16	16	*17	17	*17	17							
5	ZHANG Mo (CAN)	0	*2	4	*6	6	*7	9	11									
	LEE WEI Beh (MAS)	0	0	*0	0	*2	3	*3	3									

### NOTES

"\*" denotes server. The "Greatest deficit overcome" only applies when the player ends up winning the game.

### LEGEND

WT Women's Team





## Detailed Team Match Results

Canada (CAN) 2 - 3 Malaysia (MAS)

**Match 2:** LUO Anqi (CAN) 0-3 SOCK KHIM Ng (MAS)

Match Summary		Match	Game 1	Game 2	Game 3	Game 4	Game 5
LUO Anqi	CAN	0	11	7	9		
SOCK KHIM Ng	MAS	3	13	11	11		
Duration		22min	7min	7min	8min		

Team Match No : WT19 Table : 4 Umpires : SCARR Val (NZL) CHAY Winnie (SIN)

Player Statistics	LUO Anqi (CAN)						SOCK KHIM Ng (MAS)					
	Game					Match	Game					Match
	1	2	3	4	5		1	2	3	4	5	
Points won	11	6	9			26	13	11	10			34
Biggest lead	2	1	2			2	2	5	2			5
Points won on own serve	5	4	4			13	6	7	5			18
Points lost on own serve	7	4	5			16	6	2	5			13
Most consecutive points won	3	3	3			3	3	6	3			6
Greatest deficit overcome	-	-	-			-	2	1	2			2
Handedness/Grip	Right/						Right/					

### Game Progress

1	LUO Anqi (CAN)	*0	1	*2	3	*5	6	*6	7	*8	9	*10	10	*11	11	11
	SOCK KHIM Ng (MAS)	0	*1	2	*3	3	*4	6	*7	8	*9	10	*11	11	*12	13
2	LUO Anqi (CAN)	0	*1	1	*1	2	*3	4	*5	7	7					
	SOCK KHIM Ng (MAS)	0	1	*3	5	*6	7	*8	9	*9	11					
3	LUO Anqi (CAN)	0	1	*3	3	*5	6	*6	7	*7	8	9				
	SOCK KHIM Ng (MAS)	0	*1	1	*3	3	*4	6	*7	9	*10	11				

### NOTES

"\*" denotes server. The "Greatest deficit overcome" only applies when the player ends up winning the game.

### LEGEND

WT Women's Team



## Detailed Team Match Results

Canada (CAN) **2 - 3** Malaysia (MAS)

**Match 3:** GUO Betty (CAN) **0-3** YING Ho (MAS)  
LUO Anqi LEE WEI Beh

Match Summary		Match	Game 1	Game 2	Game 3	Game 4	Game 5
GUO Betty / LUO A	CAN	0	7	5	9		
YING Ho / LEE WEI B	MAS	3	11	11	11		
Duration		19min	5min	6min	8min		

Team Match No : WT19 Table : 4 Umpires : SCARR Val (NZL) CHAY Winnie (SIN)

Player Statistics	GUO B / LUO A (CAN)						YING H / LEE WEI B (MAS)					
	Game					Match	Game					Match
	1	2	3	4	5		1	2	3	4	5	
Points won	7	5	9			21	11	10	10			31
Biggest lead	1	-	1			1	6	6	3			6
Points won on own serve	5	3	4			12	6	5	5			16
Points lost on own serve	5	5	5			15	2	2	5			9
Most consecutive points won	3	3	3			3	7	5	4			7
Greatest deficit overcome	-	-	-			-	1	-	1			1
Handedness/Grip	Right/ - Right/						Right/ - Right/					

### Game Progress

1	GUO B / LUO A (CAN)	*-0	1	*-1	1	*-1	3	*-4	6	*-7	7	
	YING H / LEE WEI B (MAS)	0	*-1	3	*-5	7	*-7	8	*-8	9	11	
2	GUO B / LUO A (CAN)	0	*-0	0	*-1	2	*-3	5	*-5	5		
	YING H / LEE WEI B (MAS)	0	2	*-4	5	*-6	7	*-7	9	11		
3	GUO B / LUO A (CAN)	0	0	*-1	2	*-3	5	*-6	6	*-7	8	9
	YING H / LEE WEI B (MAS)	0	*-2	3	*-4	5	*-5	6	*-8	9	*-10	11

### NOTES

"\*-." denotes first player of pair is server, "-\*" denotes second player of pair is server. The "Greatest deficit overcome" only applies when the pair ends up winning the game.

### LEGEND

WT Women's Team



## Detailed Team Match Results

Canada (CAN) 2 - 3 Malaysia (MAS)

Match 4: **ZHANG Mo (CAN) 3-2 YING Ho (MAS)**

Match Summary		Match	Game 1	Game 2	Game 3	Game 4	Game 5
ZHANG Mo	CAN	3	9	11	5	11	11
YING Ho	MAS	2	11	5	11	7	7
Duration		30min	6min	6min	6min	7min	6min

Team Match No : WT19 Table : 4 Umpires : SCARR Val (NZL) CHAY Winnie (SIN)

Player Statistics	ZHANG Mo (CAN)						YING Ho (MAS)					
	Game					Match	Game					Match
	1	2	3	4	5		1	2	3	4	5	
Points won	9	10	5	10	10	44	11	5	10	7	7	40
Biggest lead	2	6	1	4	7	7	4	-	6	1	-	6
Points won on own serve	6	5	4	6	6	27	7	2	7	5	4	25
Points lost on own serve	4	3	3	2	3	15	3	5	1	4	4	17
Most consecutive points won	4	4	2	4	7	7	4	1	4	3	4	4
Greatest deficit overcome	-	-	-	1	-	1	2	-	1	-	-	2
Handedness/Grip	Right/						Right/					

### Game Progress

1	ZHANG Mo (CAN)	*0	1	*1	3	*5	5	*5	6	*6	8	9
	YING Ho (MAS)	0	*1	3	*3	3	*5	7	*8	10	*10	11
2	ZHANG Mo (CAN)	0	*2	3	*4	5	*6	7	*9	11		
	YING Ho (MAS)	0	0	*1	2	*3	4	*5	5	5		
3	ZHANG Mo (CAN)	0	1	*2	3	*3	4	*4	5	5		
	YING Ho (MAS)	0	*1	2	*3	5	*6	8	*9	11		
4	ZHANG Mo (CAN)	0	*2	3	*3	4	*5	7	*8	10	11	
	YING Ho (MAS)	0	0	*1	3	*4	5	*5	6	*6	7	
5	ZHANG Mo (CAN)	0	2	*4	6	*7	8	*8	9	*10	11	
	YING Ho (MAS)	0	*0	0	*0	1	*2	4	*5	6	7	

### NOTES

"\*" denotes server. The "Greatest deficit overcome" only applies when the player ends up winning the game.

### LEGEND

WT Women's Team



## Detailed Team Match Results

Canada (CAN) 2 - 3 Malaysia (MAS)

**Match 5:** GUO Betty (CAN) 1-3 SOCK KHIM Ng (MAS)

Match Summary		Match	Game 1	Game 2	Game 3	Game 4	Game 5
GUO Betty	CAN	1	9	4	11	7	
SOCK KHIM Ng	MAS	3	11	11	7	11	
Duration		22min	5min	5min	6min	7min	

Team Match No : WT19 Table : 4 Umpires : SCARR Val (NZL) CHAY Winnie (SIN)

Player Statistics	GUO Betty (CAN)					Match	SOCK KHIM Ng (MAS)					Match
	Game						Game					
	1	2	3	4	5		1	2	3	4	5	
Points won	9	3	10	6		28	11	11	7	11		40
Biggest lead	3	1	5	3		5	2	7	-	4		7
Points won on own serve	5	2	5	4		16	6	6	3	7		22
Points lost on own serve	5	5	4	4		18	4	1	5	2		12
Most consecutive points won	3	1	5	3		5	5	6	3	5		6
Greatest deficit overcome	-	-	-	-		-	3	1	-	3		3
Handedness/Grip	Right/						Right/					

### Game Progress

1	GUO Betty (CAN)	*0	1	*2	3	*4	6	*7	8	*9	9	9
	SOCK KHIM Ng (MAS)	0	*1	2	*3	4	*4	5	*6	7	*9	11
2	GUO Betty (CAN)	0	*1	2	*2	3	*4	4	*4			4
	SOCK KHIM Ng (MAS)	0	1	*2	4	*5	6	*8	10			11
3	GUO Betty (CAN)	0	2	*4	5	*6	6	*7	9	*10		11
	SOCK KHIM Ng (MAS)	0	*0	0	*1	2	*4	5	*5	6		7
4	GUO Betty (CAN)	0	*2	3	*3	5	*5	6	*7	7		7
	SOCK KHIM Ng (MAS)	0	0	*1	3	*3	5	*6	7	*9		11

### NOTES

"\*" denotes server. The "Greatest deficit overcome" only applies when the player ends up winning the game.

### LEGEND

WT Women's Team



## Detailed Team Match Results

Papua New Guinea (PNG) 0 - 3 Jamaica (JAM)

Team Match No : WT20 Table : 3 Umpires : MADHOSINGH Chandra (CAN) BROWN Charles (SCO)

Match 1			Match	Game 1	Game 2	Game 3	Game 4	Game 5
A	LOI Maryanne	PNG	0	2	0	2		
X	<b>FOSTER Yvonne</b>	<b>JAM</b>	<b>3</b>	11	11	11		
Duration of Match 1			<b>8min</b>	2min	3min	3min		

Match 2			Match	Game 1	Game 2	Game 3	Game 4	Game 5
B	LOHIA Geru	PNG	0	3	5	6		
Y	<b>CLARE Shenique</b>	<b>JAM</b>	<b>3</b>	11	11	11		
Duration of Match 2			<b>10min</b>	3min	4min	4min		

Match 3			Match	Game 1	Game 2	Game 3	Game 4	Game 5
C/B	LOI S / LOHIA G	PNG	0	4	6	8		
Z/X	<b>LEWIS D / FOSTER Y</b>	<b>JAM</b>	<b>3</b>	11	11	11		
Duration of Match 3			<b>12min</b>	3min	5min	5min		

Duration of Team Match	<b>45min</b>
------------------------	--------------

Player Statistics	Papua New Guinea (PNG)					Jamaica (JAM)						
	Match					Team Match	Match					Team Match
	1	2	3	4	5		1	2	3	4	5	
Points won	4	13	18			<b>35</b>	31	32	32			<b>95</b>
Biggest lead	-	2	4			<b>4</b>	11	8	7			<b>11</b>
Points won on own serve	2	9	10			<b>21</b>	16	17	16			<b>49</b>
Points lost on own serve	15	15	16			<b>46</b>	2	4	8			<b>14</b>
Most consecutive points won	1	3	3			<b>3</b>	11	8	4			<b>11</b>
Greatest deficit overcome	-	-	-			-	-	2	4			<b>4</b>

### NOTES

The "Greatest deficit overcome" only applies when the player/pair ends up winning the game.

### LEGEND

**WT** Women's Team



## Detailed Team Match Results

Papua New Guinea (PNG) **0 - 3** Jamaica (JAM)

**Match 1:** LOI Maryanne (PNG) **0-3** FOSTER Yvonne (JAM)

Match Summary		Match	Game 1	Game 2	Game 3	Game 4	Game 5
LOI Maryanne	PNG	0	2	0	2		
FOSTER Yvonne	JAM	3	11	11	11		
Duration		8min	2min	3min	3min		

Team Match No : WT20 Table : 3 Umpires : MADHOSINGH Chandra (CAN) BROWN Charles (SCO)

Player Statistics	LOI Maryanne (PNG)						FOSTER Yvonne (JAM)					
	Game					Match	Game					Match
	1	2	3	4	5		1	2	3	4	5	
Points won	2	0	2			4	11	10	10			31
Biggest lead	-	-	-			-	9	11	9			11
Points won on own serve	1	0	1			2	6	5	5			16
Points lost on own serve	5	5	5			15	1	0	1			2
Most consecutive points won	1	0	1			1	9	11	7			11
Greatest deficit overcome	-	-	-			-	-	-	-			-
Handedness/Grip	Right/						/					

### Game Progress

1	LOI Maryanne (PNG)	0	*0	0	*0	0	*1	2	2
	FOSTER Yvonne (JAM)	*0	2	*4	6	*8	9	*10	11
2	LOI Maryanne (PNG)	0	0	*0	0	*0	0	0	0
	FOSTER Yvonne (JAM)	0	*2	4	*6	8	*10	11	
3	LOI Maryanne (PNG)	0	*0	1	*2	2	*2	2	2
	FOSTER Yvonne (JAM)	0	2	*3	4	*6	8	*10	11

### NOTES

"\*" denotes server. The "Greatest deficit overcome" only applies when the player ends up winning the game.

### LEGEND

WT Women's Team



### Detailed Team Match Results

Papua New Guinea (PNG) **0 - 3** Jamaica (JAM)

**Match 2:** LOHIA Geru (PNG) **0-3** CLARE Shenique (JAM)

Match Summary		Match	Game 1	Game 2	Game 3	Game 4	Game 5
LOHIA Geru	PNG	0	3	5	6		
CLARE Shenique	JAM	3	11	11	11		
Duration		10min	3min	4min	4min		

Team Match No : WT20 Table : 3 Umpires : MADHOSINGH Chandra (CAN) BROWN Charles (SCO)

Player Statistics	LOHIA Geru (PNG)						CLARE Shenique (JAM)					
	Game					Match	Game					Match
	1	2	3	4	5		1	2	3	4	5	
Points won	3	4	6			13	11	11	10			32
Biggest lead	2	1	-			2	8	7	5			8
Points won on own serve	3	2	4			9	6	5	6			17
Points lost on own serve	5	6	4			15	0	2	2			4
Most consecutive points won	2	2	3			3	6	8	4			8
Greatest deficit overcome	-	-	-			-	2	1	-			2
Handedness/Grip	Right/						/					

#### Game Progress

1	LOHIA Geru (PNG)	*0	2	*2	2	*2	3	*3	3		
	CLARE Shenique (JAM)	0	*0	2	*4	6	*7	9	11		
2	LOHIA Geru (PNG)	0	*1	1	*1	1	*2	3	*4	5	
	CLARE Shenique (JAM)	0	1	*3	5	*7	8	*9	10	11	
3	LOHIA Geru (PNG)	0	1	*1	1	*3	4	*4	6	*6	6
	CLARE Shenique (JAM)	0	*1	3	*5	5	*6	8	*8	10	11

#### NOTES

"\*" denotes server. The "Greatest deficit overcome" only applies when the player ends up winning the game.

#### LEGEND

WT Women's Team



## Detailed Team Match Results

Papua New Guinea (PNG) **0 - 3** Jamaica (JAM)

**Match 3:** LOI Samantha (PNG) **0-3** LEWIS Dadrian (JAM)  
LOHIA Geru **FOSTER Yvonne**

Match Summary		Match	Game 1	Game 2	Game 3	Game 4	Game 5
LOI Samantha / LOHIA G	PNG	0	4	6	8		
LEWIS Dadrian / FOSTER Y	JAM	3	11	11	11		
Duration		12min	3min	5min	5min		

Team Match No : WT20 Table : 3 Umpires : MADHOSINGH Chandra (CAN) BROWN Charles (SCO)

Player Statistics	LOI S / LOHIA G (PNG)						LEWIS D / FOSTER Y (JAM)					
	Game					Match	Game					Match
	1	2	3	4	5		1	2	3	4	5	
Points won	4	6	8			18	11	11	10			32
Biggest lead	-	-	4			4	7	5	3			7
Points won on own serve	4	4	2			10	7	6	3			16
Points lost on own serve	4	5	7			16	0	2	6			8
Most consecutive points won	1	2	3			3	3	3	4			4
Greatest deficit overcome	-	-	-			-	-	-	4			4
Handedness/Grip	Right/ - Right/						/ - /					

### Game Progress

1	LOI S / LOHIA G (PNG)	-*0	1	*-1	2	-*2	3	*-3	4	4	
	LEWIS D / FOSTER Y (JAM)	0	-*1	3	*-4	6	-*7	9	*-10	11	
2	LOI S / LOHIA G (PNG)	-*0	1	*-1	2	-*3	3	*-4	-*5	6	
	LEWIS D / FOSTER Y (JAM)	0	*-1	3	-*4	5	*-7	8	9	-*10	
3	LOI S / LOHIA G (PNG)	0	1	-*3	4	*-6	6	-*7	7	*-8	
	LEWIS D / FOSTER Y (JAM)	0	-*1	1	*-2	2	-*4	5	*-7	8	-*10

### NOTES

"\*-." denotes first player of pair is server, "-\*" denotes second player of pair is server. The "Greatest deficit overcome" only applies when the pair ends up winning the game.

### LEGEND

WT Women's Team





## Detailed Team Match Results

Jamaica (JAM) 0 - 3 Canada (CAN)

Team Match No : WT9 Table : 7 Umpires : ROBERTS Averil (NZL) GOUGH David (ENG)

Match 1			Match	Game 1	Game 2	Game 3	Game 4	Game 5
A	FOSTER Yvonne	JAM	0	1	5	6		
X	ZHANG Mo	CAN	3	11	11	11		
Duration of Match 1			12min	3min	4min	4min		

Match 2			Match	Game 1	Game 2	Game 3	Game 4	Game 5
B	CLARE Shenique	JAM	0	3	10	12		
Y	LUO Anqi	CAN	3	11	12	14		
Duration of Match 2			19min	4min	6min	8min		

Match 3			Match	Game 1	Game 2	Game 3	Game 4	Game 5
C/B	LEWIS D / CLARE S	JAM	0	1	8	7		
Z/Y	GUO B / LUO A	CAN	3	11	11	11		
Duration of Match 3			15min	3min	5min	4min		

Duration of Team Match	57min
------------------------	-------

Player Statistics	Jamaica (JAM)					Canada (CAN)						
	Match				Team	Match				Team		
	1	2	3	4	5	Match	1	2	3	4	5	Match
Points won	12	24	15			51	33	37	33			103
Biggest lead	2	3	1			3	10	8	10			10
Points won on own serve	7	14	8			29	18	20	17			55
Points lost on own serve	15	17	16			48	5	10	7			22
Most consecutive points won	2	4	2			4	9	6	10			10
Greatest deficit overcome	-	-	-			-	2	3	1			3

### NOTES

The "Greatest deficit overcome" only applies when the player/pair ends up winning the game.

### LEGEND

WT Women's Team



## Detailed Team Match Results

Jamaica (JAM) **0 - 3** Canada (CAN)

**Match 1:** FOSTER Yvonne (JAM) **0-3** ZHANG Mo (CAN)

Match Summary		Match	Game 1	Game 2	Game 3	Game 4	Game 5
FOSTER Yvonne	JAM	0	1	5	6		
ZHANG Mo	CAN	3	11	11	11		
Duration		12min	3min	4min	4min		

Team Match No : WT9 Table : 7 Umpires : ROBERTS Averil (NZL) GOUGH David (ENG)

Player Statistics	FOSTER Yvonne (JAM)						ZHANG Mo (CAN)					
	Game					Match	Game					Match
	1	2	3	4	5		1	2	3	4	5	
Points won	1	5	6			12	11	11	11			33
Biggest lead	-	2	-			2	10	6	5			10
Points won on own serve	0	4	3			7	5	7	6			18
Points lost on own serve	6	4	5			15	1	1	3			5
Most consecutive points won	1	2	2			2	9	6	3			9
Greatest deficit overcome	-	-	-			-	-	2	-			2
Handedness/Grip	/						Right/					

### Game Progress

1	FOSTER Yvonne (JAM)	0	*0	0	*0	0	*1	1			
	ZHANG Mo (CAN)	*0	2	*4	6	*8	9	11			
2	FOSTER Yvonne (JAM)	*0	2	*2	3	*3	3	*4	5	5	
	ZHANG Mo (CAN)	0	*0	2	*3	5	*7	8	*9	11	
3	FOSTER Yvonne (JAM)	0	*0	1	*2	3	*4	5	*6	6	6
	ZHANG Mo (CAN)	*0	2	*3	4	*5	6	*7	8	*10	11

### NOTES

"\*" denotes server. The "Greatest deficit overcome" only applies when the player ends up winning the game.

### LEGEND

WT Women's Team



## Detailed Team Match Results

Jamaica (JAM) **0 - 3** Canada (CAN)

**Match 2:** CLARE Shenique (JAM) **0-3** LUO Anqi (CAN)

Match Summary		Match	Game 1	Game 2	Game 3	Game 4	Game 5
CLARE Shenique	JAM	0	3	10	12		
LUO Anqi	CAN	3	11	12	14		
Duration		19min	4min	6min	8min		

Team Match No : WT9 Table : 7 Umpires : ROBERTS Averil (NZL) GOUGH David (ENG)

Player Statistics	CLARE Shenique (JAM)						LUO Anqi (CAN)					
	Game					Match	Game					Match
	1	2	3	4	5		1	2	3	4	5	
Points won	3	10	11			24	11	12	14			37
Biggest lead	-	3	3			3	8	2	2			8
Points won on own serve	2	6	6			14	5	7	8			20
Points lost on own serve	6	5	6			17	1	4	5			10
Most consecutive points won	1	4	4			4	6	5	3			6
Greatest deficit overcome	-	-	-			-	-	3	3			3
Handedness/Grip	/						Right/					

### Game Progress

1	CLARE Shenique (JAM)	*0	1	*1	1	*1	2	*3	3									
	LUO Anqi (CAN)	0	*1	3	*5	7	*8	9	11									
2	CLARE Shenique (JAM)	0	*1	3	*4	5	*5	6	*7	9	*10	10	*10	10				10
	LUO Anqi (CAN)	*0	1	*1	2	*3	5	*6	7	*7	8	*10	11	12				12
3	CLARE Shenique (JAM)	0	2	*2	3	*5	6	*6	7	*7	8	*10	10	*11	12	*12	12	12
	LUO Anqi (CAN)	0	*0	2	*3	3	*4	6	*7	9	*10	10	*11	11	*11	12	*13	14

### NOTES

"\*" denotes server. The "Greatest deficit overcome" only applies when the player ends up winning the game.

### LEGEND

WT Women's Team



## Detailed Team Match Results

Jamaica (JAM) **0 - 3** Canada (CAN)

**Match 3:** LEWIS Dadrian (JAM) **0-3** GUO Betty (CAN)  
CLARE Shenique LUO Anqi

Match Summary		Match	Game 1	Game 2	Game 3	Game 4	Game 5
LEWIS Dadrian / CLARE S	JAM	0	1	8	7		
GUO Betty / LUO A	CAN	3	11	11	11		
Duration		15min	3min	5min	4min		

Team Match No : WT9 Table : 7 Umpires : ROBERTS Averil (NZL) GOUGH David (ENG)

Player Statistics	LEWIS D / CLARE S (JAM)						GUO B / LUO A (CAN)					
	Game					Match	Game					Match
	1	2	3	4	5		1	2	3	4	5	
Points won	1	8	6			15	11	11	11			33
Biggest lead	-	-	1			1	10	6	4			10
Points won on own serve	0	5	3			8	5	7	5			17
Points lost on own serve	6	4	6			16	1	3	3			7
Most consecutive points won	1	2	1			2	10	3	4			10
Greatest deficit overcome	-	-	-			-	-	-	1			1
Handedness/Grip	/ - /						Right/ - Right/					

### Game Progress

1	LEWIS D / CLARE S (JAM)	*-0	0	*-0	0	*-0	0	1				
	GUO B / LUO A (CAN)	0	*-2	4	*-6	8	*-10	11				
2	LEWIS D / CLARE S (JAM)	0	*-0	1	*-1	2	*-2	4	*-5	6	*-8	8
	GUO B / LUO A (CAN)	*-0	2	*-3	5	*-6	8	*-8	9	*-10	10	11
3	LEWIS D / CLARE S (JAM)	0	1	*-1	2	*-3	4	*-5	6	*-7	7	
	GUO B / LUO A (CAN)	0	*-1	3	*-4	5	*-6	7	*-8	9	11	

### NOTES

"\*-." denotes first player of pair is server, "-\*" denotes second player of pair is server. The "Greatest deficit overcome" only applies when the pair ends up winning the game.

### LEGEND

WT Women's Team



## Detailed Team Match Results

### Malaysia (MAS) 3 - 0 Papua New Guinea (PNG)

Team Match No : WT10 Table : 8 Umpires : SUTCLIFFE Russell (ENG) KNOWLES Kathleen (SCO)

Match 1			Match	Game 1	Game 2	Game 3	Game 4	Game 5
A	LEE WEI Beh	MAS	3	11	11	11		
X	LOI Samantha	PNG	0	1	3	4		
Duration of Match 1			9min	2min	3min	3min		

Match 2			Match	Game 1	Game 2	Game 3	Game 4	Game 5
B	YING Ho	MAS	3	11	11	11		
Y	CHRIS Idau	PNG	0	1	1	5		
Duration of Match 2			10min	4min	2min	3min		

Match 3			Match	Game 1	Game 2	Game 3	Game 4	Game 5
C/B	SOCK KHIM N / YING H	MAS	3	11	11	11		
Z/X	LOHIA G / LOI S	PNG	0	1	3	1		
Duration of Match 3			8min	2min	2min	2min		

Duration of Team Match	40min
------------------------	-------

Player Statistics	Malaysia (MAS)					Papua New Guinea (PNG)						
	Match					Team Match	Match					Team Match
	1	2	3	4	5		1	2	3	4	5	
Points won	33	22	33			88	8	5	4			17
Biggest lead	10	10	10			10	1	1	1			1
Points won on own serve	17	12	19			48	5	3	3			11
Points lost on own serve	3	2	1			6	16	10	14			40
Most consecutive points won	9	9	11			11	2	3	1			3
Greatest deficit overcome	1	1	1			1	-	-	-			-

#### NOTES

The "Greatest deficit overcome" only applies when the player/pair ends up winning the game.

#### LEGEND

WT Women's Team



### Detailed Team Match Results

#### Guyana (GUY) 1 - 3 Canada (CAN)

Team Match No : WT40 Table : 4 Umpires : MUDIBO Andrew (KEN) PURCELL Tom (ENG)

Match 1			Match	Game 1	Game 2	Game 3	Game 4	Game 5
A	LOWE Trenace	GUY	0	3	2	2		
X	ZHANG Mo	CAN	3	11	11	11		
Duration of Match 1			10min	3min	4min	4min		

Match 2			Match	Game 1	Game 2	Game 3	Game 4	Game 5
B	EDGHILL Chelsea	GUY	0	3	7	6		
Y	LUO Anqi	CAN	3	11	11	11		
Duration of Match 2			14min	4min	6min	6min		

Match 3			Match	Game 1	Game 2	Game 3	Game 4	Game 5
C/B	CUMMINGS N / EDGHILL C	GUY	3	11	7	11	3	12
Z/Y	GUO B / LUO A	CAN	2	9	11	6	11	10
Duration of Match 3			33min	6min	7min	6min	7min	9min

Match 4			Match	Game 1	Game 2	Game 3	Game 4	Game 5
A	LOWE Trenace	GUY	0	5	5	8		
Z	GUO Betty	CAN	3	11	11	11		
Duration of Match 4			14min	4min	5min	6min		

Duration of Team Match	1h24min
------------------------	---------

Player Statistics	Guyana (GUY)					Team Match	Canada (CAN)					Team Match
	Match						Match					
	1	2	3	4	5		1	2	3	4	5	
Points won	7	14	44	17		82	33	33	46	33		145
Biggest lead	1	2	5	4		5	9	8	8	6		9
Points won on own serve	5	10	25	6		46	17	20	28	14		79
Points lost on own serve	16	13	18	19		66	2	4	19	11		36
Most consecutive points won	2	2	5	3		5	9	6	6	8		9
Greatest deficit overcome	-	-	2	-		2	1	2	-	4		4

**NOTES**

The "Greatest deficit overcome" only applies when the player/pair ends up winning the game.

**LEGEND**

WT Women's Team



## Detailed Team Match Results

Guyana (GUY) 1 - 3 Canada (CAN)

**Match 1:** LOWE Trenace (GUY) 0-3 ZHANG Mo (CAN)

Match Summary		Match	Game 1	Game 2	Game 3	Game 4	Game 5
LOWE Trenace	GUY	0	3	2	2		
ZHANG Mo	CAN	3	11	11	11		
Duration		10min	3min	4min	4min		

Team Match No : WT40 Table : 4 Umpires : MUDIBO Andrew (KEN) PURCELL Tom (ENG)

Player Statistics	LOWE Trenace (GUY)						ZHANG Mo (CAN)					
	Game					Match	Game					Match
	1	2	3	4	5		1	2	3	4	5	
Points won	3	2	2			7	11	11	11			33
Biggest lead	1	-	-			1	8	9	9			9
Points won on own serve	2	1	2			5	5	6	6			17
Points lost on own serve	6	5	5			16	1	1	0			2
Most consecutive points won	1	2	1			2	5	9	7			9
Greatest deficit overcome	-	-	-			-	1	-	-			1
Handedness/Grip	Left/						Right/					

### Game Progress

1	LOWE Trenace (GUY)	*0	1	*1	2	*2	2	*3	3
	ZHANG Mo (CAN)	0	*1	3	*4	6	*8	9	11
2	LOWE Trenace (GUY)	0	*0	0	*0	0	*1	2	2
	ZHANG Mo (CAN)	*0	2	*4	6	*8	9	*10	11
3	LOWE Trenace (GUY)	*0	1	*1	2	*2	2	*2	2
	ZHANG Mo (CAN)	0	*1	3	*4	6	*8	10	11

### NOTES

"\*" denotes server. The "Greatest deficit overcome" only applies when the player ends up winning the game.

### LEGEND

WT Women's Team



## Detailed Team Match Results

Guyana (GUY) 1 - 3 Canada (CAN)

**Match 2:** EDGHILL Chelsea (GUY) 0-3 LUO Anqi (CAN)

Match Summary		Match	Game 1	Game 2	Game 3	Game 4	Game 5
EDGHILL Chelsea	GUY	0	3	7	6		
LUO Anqi	CAN	3	11	11	11		
Duration		14min	4min	6min	6min		

Team Match No : WT40 Table : 4 Umpires : MUDIBO Andrew (KEN) PURCELL Tom (ENG)

Player Statistics	EDGHILL Chelsea (GUY)						LUO Anqi (CAN)					
	Game					Match	Game					Match
	1	2	3	4	5		1	2	3	4	5	
Points won	3	6	5			14	11	11	11			33
Biggest lead	-	1	2			2	8	4	5			8
Points won on own serve	2	4	4			10	7	6	7			20
Points lost on own serve	4	5	4			13	1	2	1			4
Most consecutive points won	1	2	2			2	6	3	6			6
Greatest deficit overcome	-	-	-			-	-	1	2			2
Handedness/Grip	Right/						Right/					

### Game Progress

1	EDGHILL Chelsea (GUY)	0	*0	1	*2	3	*3	3	3	3	
	LUO Anqi (CAN)	*0	2	*3	4	*5	7	*9	11		
2	EDGHILL Chelsea (GUY)	0	1	*1	3	*3	4	*5	6	*7	7
	LUO Anqi (CAN)	0	*1	3	*3	5	*6	7	*8	9	11
3	EDGHILL Chelsea (GUY)	0	*2	3	*3	3	*3	5	*5	6	6
	LUO Anqi (CAN)	0	0	*1	3	*5	7	*7	9	*10	11

### NOTES

"\*" denotes server. The "Greatest deficit overcome" only applies when the player ends up winning the game.

### LEGEND

WT Women's Team





## Detailed Team Match Results

Guyana (GUY) 1 - 3 Canada (CAN)

**Match 3:** **CUMMINGS Natalie (GUY)** 3-2 **GUO Betty (CAN)**  
**EDGHILL Chelsea** **LUO Anqi**

Match Summary		Match	Game 1	Game 2	Game 3	Game 4	Game 5
<b>CUMMINGS Natalie / EDGHILL C</b>	<b>GUY</b>	<b>3</b>	11	7	11	3	12
<b>GUO Betty / LUO A</b>	<b>CAN</b>	<b>2</b>	9	11	6	11	10
Duration		<b>33min</b>	6min	7min	6min	7min	9min

Team Match No : WT40 Table : 4 Umpires : MUDIBO Andrew (KEN) PURCELL Tom (ENG)

Player Statistics	CUMMINGS N / EDGHILL C (GUY)						GUO B / LUO A (CAN)					
	Game					Match	Game					Match
	1	2	3	4	5		1	2	3	4	5	
Points won	11	7	11	3	12	<b>44</b>	9	11	5	11	10	<b>46</b>
Biggest lead	4	-	5	-	2	<b>5</b>	-	5	2	8	2	<b>8</b>
Points won on own serve	8	3	5	2	7	<b>25</b>	7	6	2	7	6	<b>28</b>
Points lost on own serve	2	5	3	4	4	<b>18</b>	3	4	6	1	5	<b>19</b>
Most consecutive points won	3	3	5	2	3	<b>5</b>	3	4	2	6	3	<b>6</b>
Greatest deficit overcome	-	-	2	-	2	<b>2</b>	-	-	-	-	-	<b>-</b>
Handedness/Grip	Left/ - Right/						Right/ - Right/					

### Game Progress

1	<b>CUMMINGS N / EDGHILL C (GUY)</b>	*-0	2	*-3	5	*-5	7	*-7	8	*-9	10	<b>11</b>		
	<b>GUO B / LUO A (CAN)</b>	0	*-0	1	*-1	3	*-3	5	*-6	7	*-8	<b>9</b>		
2	<b>CUMMINGS N / EDGHILL C (GUY)</b>	0	*-1	1	*-2	3	*-4	4	*-5	7	<b>7</b>			
	<b>GUO B / LUO A (CAN)</b>	*-0	1	*-3	4	*-5	6	*-8	9	*-9	<b>11</b>			
3	<b>CUMMINGS N / EDGHILL C (GUY)</b>	0	0	*-2	4	*-5	6	*-7	8	*-10	<b>11</b>			
	<b>GUO B / LUO A (CAN)</b>	0	*-2	2	*-2	3	*-4	5	*-6	6	<b>6</b>			
4	<b>CUMMINGS N / EDGHILL C (GUY)</b>	0	*-0	1	*-1	1	*-2	3	<b>3</b>					
	<b>GUO B / LUO A (CAN)</b>	*-0	2	*-3	5	*-7	8	*-9	<b>11</b>					
5	<b>CUMMINGS N / EDGHILL C (GUY)</b>	*-0	1	*-3	4	*-4	5	*-5	7	*-8	9	*-10	<b>11</b>	
	<b>GUO B / LUO A (CAN)</b>	0	*-1	1	*-2	4	*-5	7	*-7	8	*-9	10	*-10	<b>10</b>

### NOTES

"\*-." denotes first player of pair is server, "-\*" denotes second player of pair is server. The "Greatest deficit overcome" only applies when the pair ends up winning the game.

### LEGEND

**WT** Women's Team



## Detailed Team Match Results

Guyana (GUY) 1 - 3 Canada (CAN)

**Match 4:** LOWE Trenace (GUY) 0-3 **GUO Betty (CAN)**

Match Summary		Match	Game 1	Game 2	Game 3	Game 4	Game 5
LOWE Trenace	GUY	0	5	5	8		
<b>GUO Betty</b>	<b>CAN</b>	<b>3</b>	11	11	11		
Duration		<b>14min</b>	4min	5min	6min		

Team Match No : WT40 Table : 4 Umpires : MUDIBO Andrew (KEN) PURCELL Tom (ENG)

Player Statistics	LOWE Trenace (GUY)						GUO Betty (CAN)					
	Game					Match	Game					Match
	1	2	3	4	5		1	2	3	4	5	
Points won	5	5	7			17	11	11	11			33
Biggest lead	1	3	4			4	6	6	3			6
Points won on own serve	1	2	3			6	4	5	5			14
Points lost on own serve	7	6	6			19	4	3	4			11
Most consecutive points won	2	3	3			3	5	8	6			8
Greatest deficit overcome	-	-	-			-	1	3	4			4
Handedness/Grip	Left/						Right/					

### Game Progress

1	LOWE Trenace (GUY)	*0	1	*2	2	*4	4	*5	5	5		
	<b>GUO Betty (CAN)</b>	0	*1	2	*4	4	*6	7	*9	11		
2	LOWE Trenace (GUY)	0	*2	3	*3	3	*3	4	*5	5		
	<b>GUO Betty (CAN)</b>	*0	0	*1	3	*5	7	*8	9	11		
3	LOWE Trenace (GUY)	0	2	*3	4	*6	6	*7	8	*8	8	8
	<b>GUO Betty (CAN)</b>	0	*0	1	*2	2	*4	5	*6	8	*10	11

### NOTES

"\*" denotes server. The "Greatest deficit overcome" only applies when the player ends up winning the game.

### LEGEND

**WT** Women's Team



## Detailed Team Match Results

### New Zealand (NZL) 3 - 0 Trinidad and Tobago (TTO)

Team Match No : WT41 Table : 1 Umpires : HO Roger (SIN) CURTIS Neil (ENG)

Match 1			Match	Game 1	Game 2	Game 3	Game 4	Game 5
A	LI Chunli	NZL	3	11	11	11		
X	SPICER Catherine	TTO	0	3	6	5		
Duration of Match 1			13min	3min	5min	5min		

Match 2			Match	Game 1	Game 2	Game 3	Game 4	Game 5
B	LI Karen	NZL	3	8	11	9	11	11
Y	CHUNG Rheann	TTO	2	11	2	11	5	6
Duration of Match 2			35min	6min	6min	9min	7min	8min

Match 3			Match	Game 1	Game 2	Game 3	Game 4	Game 5
C/B	SUN Y / LI K	NZL	3	11	11	11		
Z/Y	QUASHIE A / CHUNG R	TTO	0	9	3	5		
Duration of Match 3			17min	7min	4min	5min		

Duration of Team Match	1h16min
------------------------	---------

Player Statistics	New Zealand (NZL)					Trinidad and Tobago (TTO)						
	Match				Team	Match				Team		
	1	2	3	4	5	Match	1	2	3	4	5	Match
Points won	32	48	33			113	13	33	17			63
Biggest lead	8	9	8			9	2	3	2			3
Points won on own serve	19	23	18			60	10	17	9			36
Points lost on own serve	3	16	8			27	13	25	15			53
Most consecutive points won	5	6	6			6	2	4	3			4
Greatest deficit overcome	2	2	2			2	-	1	-			1

#### NOTES

The "Greatest deficit overcome" only applies when the player/pair ends up winning the game.

#### LEGEND

WT Women's Team



## Detailed Team Match Results

**New Zealand (NZL) 3 - 0** Trinidad and Tobago (TTO)

**Match 1:** **LI Chunli (NZL) 3-0** SPICER Catherine (TTO)

Match Summary		Match	Game 1	Game 2	Game 3	Game 4	Game 5
LI Chunli	NZL	3	11	11	11		
SPICER Catherine	TTO	0	3	6	5		
Duration		13min	3min	5min	5min		

Team Match No : WT41 Table : 1 Umpires : HO Roger (SIN) CURTIS Neil (ENG)

Player Statistics	LI Chunli (NZL)						SPICER Catherine (TTO)					
	Game					Match	Game					Match
	1	2	3	4	5		1	2	3	4	5	
Points won	11	10	11			32	3	6	4			13
Biggest lead	8	5	6			8	-	-	2			2
Points won on own serve	6	7	6			19	3	5	2			10
Points lost on own serve	0	1	2			3	5	3	5			13
Most consecutive points won	5	4	5			5	2	2	2			2
Greatest deficit overcome	-	-	2			2	-	-	-			-
Handedness/Grip	Right/						Right/					

### Game Progress

1	LI Chunli (NZL)	0	*2	4	*5	7	*7	9	11		
	SPICER Catherine (TTO)	*0	0	*0	1	*1	3	*3	3		
2	LI Chunli (NZL)	0	1	*3	5	*5	7	*7	9	*10	11
	SPICER Catherine (TTO)	0	*1	1	*1	3	*3	5	*5	6	6
3	LI Chunli (NZL)	0	*0	2	*4	4	*6	8	*9	11	
	SPICER Catherine (TTO)	0	2	*2	2	*4	4	*4	5	5	

### NOTES

"\*" denotes server. The "Greatest deficit overcome" only applies when the player ends up winning the game.

### LEGEND

WT Women's Team



## Detailed Team Match Results

New Zealand (NZL) 3 - 0 Trinidad and Tobago (TTO)

Match 2: LI Karen (NZL) 3-2 CHUNG Rheann (TTO)

Match Summary		Match	Game 1	Game 2	Game 3	Game 4	Game 5
LI Karen	NZL	3	8	11	9	11	11
CHUNG Rheann	TTO	2	11	2	11	5	6
	Duration	35min	6min	6min	9min	7min	8min

Team Match No : WT41 Table : 1 Umpires : HO Roger (SIN) CURTIS Neil (ENG)

Player Statistics	LI Karen (NZL)						CHUNG Rheann (TTO)					
	Game					Match	Game					Match
	1	2	3	4	5		1	2	3	4	5	
Points won	8	10	8	11	11	48	11	2	11	4	5	33
Biggest lead	1	9	1	6	5	9	3	-	2	2	1	3
Points won on own serve	4	5	3	5	6	23	6	1	4	2	4	17
Points lost on own serve	5	1	7	2	1	16	4	5	5	6	5	25
Most consecutive points won	3	6	2	4	5	6	4	1	3	2	2	4
Greatest deficit overcome	-	-	-	2	1	2	1	-	1	-	-	1
Handedness/Grip	Right/						Right/					

### Game Progress

1	LI Karen (NZL)	0	*1	1	*2	4	*5	6	*7	8	*8	8
	CHUNG Rheann (TTO)	*0	1	*3	4	*4	5	*6	7	*8	10	11
2	LI Karen (NZL)	0	2	*4	5	*7	9	*10	11			
	CHUNG Rheann (TTO)	0	*0	0	*1	1	*1	2	2			
3	LI Karen (NZL)	0	*1	1	*3	4	*5	6	*7	7	*8	9
	CHUNG Rheann (TTO)	0	1	*3	3	*4	5	*6	7	*9	10	11
4	LI Karen (NZL)	0	1	*1	3	*5	6	*8	9	11		
	CHUNG Rheann (TTO)	0	*1	3	*3	3	*4	4	*5	5		
5	LI Karen (NZL)	0	*1	3	4	*5	6	*6	8	*10	11	
	CHUNG Rheann (TTO)	0	1	*1	*2	3	*4	6	*6	6	6	

### NOTES

"\*" denotes server. The "Greatest deficit overcome" only applies when the player ends up winning the game.

### LEGEND

WT Women's Team



## Detailed Team Match Results

New Zealand (NZL) 3 - 0 Trinidad and Tobago (TTO)

**Match 3:** SUN Yang (NZL) 3-0 QUASHIE Ashley (TTO)  
LI Karen CHUNG Rheann

Match Summary		Match	Game 1	Game 2	Game 3	Game 4	Game 5
SUN Yang / LI K	NZL	3	11	11	11		
QUASHIE Ashley / CHUNG R	TTO	0	9	3	5		
	Duration	17min	7min	4min	5min		

Team Match No : WT41 Table : 1 Umpires : HO Roger (SIN) CURTIS Neil (ENG)

Player Statistics	SUN Y / LI K (NZL)						QUASHIE A / CHUNG R (TTO)					
	Game					Match	Game					Match
	1	2	3	4	5		1	2	3	4	5	
Points won	11	11	11			33	9	3	5			17
Biggest lead	2	8	6			8	2	-	-			2
Points won on own serve	7	6	5			18	6	1	2			9
Points lost on own serve	3	2	3			8	4	5	6			15
Most consecutive points won	4	6	4			6	3	1	2			3
Greatest deficit overcome	2	-	-			2	-	-	-			-
Handedness/Grip	Right/ - Right/						Right/ - Right/					

### Game Progress

1	SUN Y / LI K (NZL)	0	*-1	3	*-3	4	*-4	6	*-8	9	*-10	11
	QUASHIE A / CHUNG R (TTO)	*-0	1	*-1	3	*-4	6	*-6	6	*-7	8	9
2	SUN Y / LI K (NZL)	*-0	2	*-3	4	*-6	8	*-10	11			
	QUASHIE A / CHUNG R (TTO)	0	*-0	1	*-2	2	*-2	2	3			
3	SUN Y / LI K (NZL)	0	*-2	3	*-4	5	*-6	7	*-9	11		
	QUASHIE A / CHUNG R (TTO)	*-0	0	*-1	2	*-3	4	*-5	5	5		

### NOTES

"\*-." denotes first player of pair is server, "-\*" denotes second player of pair is server. The "Greatest deficit overcome" only applies when the pair ends up winning the game.

### LEGEND

WT Women's Team



### Detailed Team Match Results

#### Malaysia (MAS) 3 - 0 Nigeria (NGR)

Team Match No : WT44 Table : 9 Umpires : HO Fanny (AUS) REID Lynda (ENG)

Match 1			Match	Game 1	Game 2	Game 3	Game 4	Game 5
A	LEE WEI Beh	MAS	3	11	11	9	11	
X	OSHONAIKE Olufunke	NGR	1	6	7	11	8	
Duration of Match 1			25min	4min	5min	6min	6min	

Match 2			Match	Game 1	Game 2	Game 3	Game 4	Game 5
B	SOCK KHIM Ng	MAS	3	11	10	11	11	
Y	EDEM Offiong	NGR	1	5	12	5	9	
Duration of Match 2			28min	4min	7min	5min	7min	

Match 3			Match	Game 1	Game 2	Game 3	Game 4	Game 5
C/A	YING H / LEE WEI B	MAS	3	11	11	4	11	
Z/Y	OGUNDELE G / EDEM O	NGR	1	2	6	11	3	
Duration of Match 3			19min	4min	5min	4min	4min	

Duration of Team Match	1h22min
------------------------	---------

Player Statistics	Malaysia (MAS)					Nigeria (NGR)						
	Match					Team Match	Match					Team Match
	1	2	3	4	5		1	2	3	4	5	
Points won	42	43	36			121	32	30	22			84
Biggest lead	5	6	9			9	3	4	7			7
Points won on own serve	25	21	20			66	21	16	13			50
Points lost on own serve	11	14	9			34	17	22	16			55
Most consecutive points won	5	4	8			8	3	5	4			5
Greatest deficit overcome	-	1	1			1	2	-	-			2

**NOTES**

The "Greatest deficit overcome" only applies when the player/pair ends up winning the game.

**LEGEND**

WT Women's Team



## Detailed Team Match Results

Malaysia (MAS) 3 - 0 Nigeria (NGR)

Match 1: LEE WEI Beh (MAS) 3-1 OSHONAIKE Olufunke (NGR)

Match Summary		Match	Game 1	Game 2	Game 3	Game 4	Game 5
LEE WEI Beh	MAS	3	11	11	9	11	
OSHONAIKE Olufunke	NGR	1	6	7	11	8	
Duration		25min	4min	5min	6min	6min	

Team Match No : WT44 Table : 9 Umpires : HO Fanny (AUS) REID Lynda (ENG)

Player Statistics	LEE WEI Beh (MAS)						OSHONAIKE Olufunke (NGR)					
	Game					Match	Game					Match
	1	2	3	4	5		1	2	3	4	5	
Points won	11	11	9	11		42	6	7	11	8		32
Biggest lead	5	4	2	4		5	-	-	3	-		3
Points won on own serve	7	5	7	6		25	4	4	8	5		21
Points lost on own serve	2	3	3	3		11	4	6	2	5		17
Most consecutive points won	3	3	5	4		5	2	2	3	3		3
Greatest deficit overcome	-	-	-	-		-	-	-	2	-		2
Handedness/Grip	Right/						/					

### Game Progress

1	LEE WEI Beh (MAS)	*0	2	*3	5	*6	7	*7	8	*10	11	
	OSHONAIKE Olufunke (NGR)	0	*0	1	*1	2	*3	5	*6	6	6	
2	LEE WEI Beh (MAS)	0	*2	3	*3	5	*6	7	*8	9	11	
	OSHONAIKE Olufunke (NGR)	*0	0	*1	3	*3	4	*5	6	*7	7	
3	LEE WEI Beh (MAS)	*0	1	*1	3	*3	4	*6	8	*8	9	9
	OSHONAIKE Olufunke (NGR)	0	*1	3	*3	5	*6	6	*6	8	*9	11
4	LEE WEI Beh (MAS)	0	*1	3	*5	5	*6	7	*7	9	*10	11
	OSHONAIKE Olufunke (NGR)	*0	1	*1	1	*3	4	*5	7	*7	8	8

### NOTES

"\*" denotes server. The "Greatest deficit overcome" only applies when the player ends up winning the game.

### LEGEND

WT Women's Team





## Detailed Team Match Results

Malaysia (MAS) 3 - 0 Nigeria (NGR)

Match 2: SOCK KHIM Ng (MAS) 3-1 EDEM Offiong (NGR)

Match Summary		Match	Game 1	Game 2	Game 3	Game 4	Game 5
SOCK KHIM Ng	MAS	3	11	10	11	11	
EDEM Offiong	NGR	1	5	12	5	9	
	Duration	28min	4min	7min	5min	7min	

Team Match No : WT44 Table : 9 Umpires : HO Fanny (AUS) REID Lynda (ENG)

Player Statistics	SOCK KHIM Ng (MAS)						EDEM Offiong (NGR)					
	Game					Match	Game					Match
	1	2	3	4	5		1	2	3	4	5	
Points won	11	10	11	11		43	5	12	5	8		30
Biggest lead	6	-	6	4		6	1	4	-	1		4
Points won on own serve	6	5	5	5		21	3	6	3	4		16
Points lost on own serve	2	6	2	4		14	5	5	6	6		22
Most consecutive points won	3	4	4	4		4	1	4	2	5		5
Greatest deficit overcome	1	-	-	1		1	-	-	-	-		-
Handedness/Grip	Right/						/					

### Game Progress

1	SOCK KHIM Ng (MAS)	0	*1	2	*4	5	*6	8	*9	11				
	EDEM Offiong (NGR)	*0	1	*2	2	*3	4	*4	5	5				
2	SOCK KHIM Ng (MAS)	*0	0	*0	2	*3	3	*5	6	*6	8	*10	10	10
	EDEM Offiong (NGR)	0	*2	4	*4	5	*7	7	*8	10	*10	10	*11	12
3	SOCK KHIM Ng (MAS)	0	*2	4	*5	6	*7	8	*9	11				
	EDEM Offiong (NGR)	*0	0	*0	1	*2	3	*4	5	5				
4	SOCK KHIM Ng (MAS)	0	1	*2	3	*4	6	*8	8	*8	9	11		
	EDEM Offiong (NGR)	0	*1	2	*3	4	*4	4	*6	8	*9	9		

### NOTES

"\*" denotes server. The "Greatest deficit overcome" only applies when the player ends up winning the game.

### LEGEND

WT Women's Team



## Detailed Team Match Results

Malaysia (MAS) 3 - 0 Nigeria (NGR)

**Match 3:** **YING Ho (MAS)** 3-1 **OGUNDELE Ganiat (NGR)**  
**LEE WEI Beh** **EDEM Offiong**

Match Summary		Match	Game 1	Game 2	Game 3	Game 4	Game 5
YING Ho / LEE WEI B	MAS	3	11	11	4	11	
OGUNDELE Ganiat / EDEM O	NGR	1	2	6	11	3	
	Duration	19min	4min	5min	4min	4min	

Team Match No : WT44 Table : 9 Umpires : HO Fanny (AUS) REID Lynda (ENG)

Player Statistics	YING H / LEE WEI B (MAS)						OGUNDELE G / EDEM O (NGR)					
	Game					Match	Game					Match
	1	2	3	4	5		1	2	3	4	5	
Points won	11	11	4	10		36	2	6	11	3		22
Biggest lead	9	6	-	8		9	-	1	7	-		7
Points won on own serve	5	6	3	6		20	1	3	7	2		13
Points lost on own serve	1	3	4	1		9	6	5	1	4		16
Most consecutive points won	8	6	2	5		8	1	4	3	1		4
Greatest deficit overcome	-	1	-	-		1	-	-	-	-		-
Handedness/Grip	Right/ - Right/						/ - /					

### Game Progress

1	YING H / LEE WEI B (MAS)	0	*2	4	*6	8	*9	10	11		
	OGUNDELE G / EDEM O (NGR)	*0	0	*0	0	*0	1	*2	2		
2	YING H / LEE WEI B (MAS)	*0	1	*2	4	*6	8	*8	8	*10	11
	OGUNDELE G / EDEM O (NGR)	0	*1	2	*2	2	*2	4	*6	6	6
3	YING H / LEE WEI B (MAS)	0	*0	1	*1	2	*3	4	*4	4	
	OGUNDELE G / EDEM O (NGR)	*0	2	*3	5	*6	7	*8	10	11	
4	YING H / LEE WEI B (MAS)	0	2	*3	5	*7	8	*9	11		
	OGUNDELE G / EDEM O (NGR)	0	*0	1	*1	1	*2	3	3		

### NOTES

"\*-." denotes first player of pair is server, "-\*" denotes second player of pair is server. The "Greatest deficit overcome" only applies when the pair ends up winning the game.

### LEGEND

WT Women's Team



## Detailed Team Match Results

**Wales (WAL) 3 - 0 Sri Lanka (SRI)**

Team Match No : WT45 Table : 2 Umpires : BROWN David (ENG) FOOTE Ben (GGY)

Match 1			Match	Game 1	Game 2	Game 3	Game 4	Game 5
A	<b>OWEN Naomi</b>	WAL	3	11	11	11		
X	PIUMILA Hansani	SRI	0	4	3	2		
Duration of Match 1			12min	4min	4min	3min		

Match 2			Match	Game 1	Game 2	Game 3	Game 4	Game 5
B	<b>CAREY Charlotte</b>	WAL	3	11	11	11		
Y	MADURANGI Ishara	SRI	0	7	7	9		
Duration of Match 2			19min	5min	6min	7min		

Match 3			Match	Game 1	Game 2	Game 3	Game 4	Game 5
C/A	<b>PHILLIPS M / OWEN N</b>	WAL	3	11	11	11		
Z/X	WARUSAWITHANA E / PIUMILA H	SRI	0	7	7	5		
Duration of Match 3			16min	5min	5min	5min		

Duration of Team Match	<b>57min</b>
------------------------	--------------

Player Statistics	Wales (WAL)					Team Match	Sri Lanka (SRI)					Team Match
	Match						Match					
	1	2	3	4	5		1	2	3	4	5	
Points won	33	32	32			97	9	23	19			51
Biggest lead	9	7	7			9	1	3	2			3
Points won on own serve	19	17	18			54	7	12	11			30
Points lost on own serve	2	11	8			21	14	15	14			43
Most consecutive points won	9	7	7			9	2	4	4			4
Greatest deficit overcome	1	3	2			3	-	-	-			-

### NOTES

The "Greatest deficit overcome" only applies when the player/pair ends up winning the game.

### LEGEND

**WT** Women's Team



## Detailed Team Match Results

**Wales (WAL) 3 - 0 Sri Lanka (SRI)**

**Match 1: OWEN Naomi (WAL) 3-0 PIUMILA Hansani (SRI)**

Match Summary		Match	Game 1	Game 2	Game 3	Game 4	Game 5
OWEN Naomi	WAL	3	11	11	11		
PIUMILA Hansani	SRI	0	4	3	2		
Duration		12min	4min	4min	3min		

Team Match No : WT45 Table : 2 Umpires : BROWN David (ENG) FOOTE Ben (GGY)

Player Statistics	OWEN Naomi (WAL)						PIUMILA Hansani (SRI)					
	Game					Match	Game					Match
	1	2	3	4	5		1	2	3	4	5	
Points won	11	11	11			33	4	3	2			9
Biggest lead	7	8	9			9	1	-	1			1
Points won on own serve	6	8	5			19	3	3	1			7
Points lost on own serve	1	0	1			2	5	3	6			14
Most consecutive points won	4	6	9			9	1	2	1			2
Greatest deficit overcome	1	-	1			1	-	-	-			-
Handedness/Grip	Right/						Right/					

### Game Progress

1	OWEN Naomi (WAL)	0	*1	3	*4	6	*7	8	*10	11
	PIUMILA Hansani (SRI)	*0	1	*1	2	*2	3	*4	4	4
2	OWEN Naomi (WAL)	*0	2	*4	6	*7	9	*9	11	
	PIUMILA Hansani (SRI)	0	*0	0	*0	1	*1	3	3	
3	OWEN Naomi (WAL)	0	*1	3	*5	7	*9	10	11	
	PIUMILA Hansani (SRI)	*0	1	*1	1	*1	1	*2	2	

### NOTES

"\*" denotes server. The "Greatest deficit overcome" only applies when the player ends up winning the game.

### LEGEND

WT Women's Team



## Detailed Team Match Results

Wales (WAL) 3 - 0 Sri Lanka (SRI)

Match 2: CAREY Charlotte (WAL) 3-0 MADURANGI Ishara (SRI)

Match Summary		Match	Game 1	Game 2	Game 3	Game 4	Game 5
CAREY Charlotte	WAL	3	11	11	11		
MADURANGI Ishara	SRI	0	7	7	9		
	Duration	19min	5min	6min	7min		

Team Match No : WT45 Table : 2 Umpires : BROWN David (ENG) FOOTE Ben (GGY)

Player Statistics	CAREY Charlotte (WAL)						MADURANGI Ishara (SRI)					
	Game					Match	Game					Match
	1	2	3	4	5		1	2	3	4	5	
Points won	11	11	10			32	7	7	9			23
Biggest lead	4	7	3			7	3	1	-			3
Points won on own serve	5	6	6			17	4	3	5			12
Points lost on own serve	3	4	4			11	6	5	4			15
Most consecutive points won	6	7	2			7	4	4	3			4
Greatest deficit overcome	3	1	-			3	-	-	-			-
Handedness/Grip	Left/						Right/					

### Game Progress

1	CAREY Charlotte (WAL)	0	*0	2	*3	3	*4	6	*8	9	11	
	MADURANGI Ishara (SRI)	*0	2	*2	3	*5	6	*6	6	*7	7	
2	CAREY Charlotte (WAL)	*0	1	*3	5	*7	8	*9	10	*10	11	
	MADURANGI Ishara (SRI)	0	*1	1	*1	1	*2	3	*4	6	7	
3	CAREY Charlotte (WAL)	0	*2	3	*4	4	*5	7	*7	8	*9	11
	MADURANGI Ishara (SRI)	0	0	*1	2	*4	5	*5	7	*8	9	9

### NOTES

"\*" denotes server. The "Greatest deficit overcome" only applies when the player ends up winning the game.

### LEGEND

WT Women's Team



## Detailed Team Match Results

**Wales (WAL) 3 - 0 Sri Lanka (SRI)**

**Match 3:** **PHILLIPS Megan (WAL) 3-0 WARUSAWITHANA Erandi (SRI)**  
**OWEN Naomi PIUMILA Hansani**

Match Summary		Match	Game 1	Game 2	Game 3	Game 4	Game 5
PHILLIPS Megan / OWEN N	WAL	3	11	11	11		
WARUSAWITHANA Erandi / PIUMILA H	SRI	0	7	7	5		
	Duration	16min	5min	5min	5min		

Team Match No : WT45 Table : 2 Umpires : BROWN David (ENG) FOOTE Ben (GGY)

Player Statistics	PHILLIPS M / OWEN N (WAL)						WARUSAWITHANA E / PIUMILA H (SRI)					
	Game					Match	Game					Match
	1	2	3	4	5		1	2	3	4	5	
Points won	11	11	10			32	7	7	5			19
Biggest lead	7	4	6			7	-	2	-			2
Points won on own serve	5	8	5			18	4	5	2			11
Points lost on own serve	3	2	3			8	6	3	5			14
Most consecutive points won	7	5	4			7	4	3	2			4
Greatest deficit overcome	-	2	-			2	-	-	-			-
Handedness/Grip	Left/ - Right/						Right/ - Right/					

### Game Progress

1	PHILLIPS M / OWEN N (WAL)	0	*2	4	*6	7	*7	8	*9	10	11
	WARUSAWITHANA E / PIUMILA H (SRI)	*0	0	*0	0	*1	3	*4	5	*6	7
2	PHILLIPS M / OWEN N (WAL)	*0	2	*2	3	*3	4	*6	8	*9	11
	WARUSAWITHANA E / PIUMILA H (SRI)	0	*0	2	*3	5	*6	6	*6	7	7
3	PHILLIPS M / OWEN N (WAL)	0	*1	2	*4	4	*6	8	*9	11	
	WARUSAWITHANA E / PIUMILA H (SRI)	0	1	*2	2	*4	4	*4	5	5	

### NOTES

"\*-." denotes first player of pair is server, "-\*" denotes second player of pair is server. The "Greatest deficit overcome" only applies when the pair ends up winning the game.

### LEGEND

WT Women's Team



## Detailed Team Match Results

### Kenya (KEN) 3 - 0 Papua New Guinea (PNG)

Team Match No : WT32 Table : 3 Umpires : FRASER Margot (ENG) le PAGE Tim (GGY)

Match 1			Match	Game 1	Game 2	Game 3	Game 4	Game 5
A	SHAH Jinita Azad Kumar	KEN	3	11	11	11		
X	LOI Maryanne	PNG	0	5	6	2		
Duration of Match 1			11min	3min	4min	4min		

Match 2			Match	Game 1	Game 2	Game 3	Game 4	Game 5
B	THAKKAR Sejal Dipan	KEN	3	11	11	11		
Y	CHRIS Idau	PNG	0	1	6	5		
Duration of Match 2			10min	2min	4min	4min		

Match 3			Match	Game 1	Game 2	Game 3	Game 4	Game 5
C/B	NJANI DM / THAKKAR SD	KEN	3	9	9	11	11	11
Z/X	LOHIA G / LOI M	PNG	2	11	11	3	7	4
Duration of Match 3			27min	5min	5min	5min	4min	4min

Duration of Team Match	58min
------------------------	-------

Player Statistics	Kenya (KEN)					Papua New Guinea (PNG)						
	Match					Team Match	Match					Team Match
	1	2	3	4	5		1	2	3	4	5	
Points won	32	32	51			115	13	11	36			60
Biggest lead	9	10	8			10	1	2	4			4
Points won on own serve	17	19	27			63	8	8	19			35
Points lost on own serve	5	3	17			25	15	13	24			52
Most consecutive points won	9	8	5			9	3	2	4			4
Greatest deficit overcome	1	2	1			2	-	-	3			3

#### NOTES

The "Greatest deficit overcome" only applies when the player/pair ends up winning the game.

#### LEGEND

WT Women's Team



## Detailed Team Match Results

Kenya (KEN) 3 - 0 Papua New Guinea (PNG)

Match 1: **SHAH Jinita Azad Kumar (KEN)** 3-0 **LOI Maryanne (PNG)**

Match Summary		Match	Game 1	Game 2	Game 3	Game 4	Game 5
SHAH Jinita Azad Kumar	KEN	3	11	11	11		
LOI Maryanne	PNG	0	5	6	2		
Duration		11min	3min	4min	4min		

Team Match No : WT32 Table : 3 Umpires : FRASER Margot (ENG) le PAGE Tim (GGY)

Player Statistics	SHAH Jinita Azad Kumar (KEN)						LOI Maryanne (PNG)					
	Game					Match	Game					Match
	1	2	3	4	5		1	2	3	4	5	
Points won	11	11	10			32	5	6	2			13
Biggest lead	6	5	9			9	-	1	-			1
Points won on own serve	6	5	6			17	3	3	2			8
Points lost on own serve	2	3	0			5	5	6	4			15
Most consecutive points won	4	4	9			9	3	2	2			3
Greatest deficit overcome	-	1	-			1	-	-	-			-
Handedness/Grip	/						Right/					

### Game Progress

1	SHAH Jinita Azad Kumar (KEN)	*0	2	*3	4	*6	7	*7	9	11	
	LOI Maryanne (PNG)	0	*0	1	*2	2	*3	5	*5	5	
2	SHAH Jinita Azad Kumar (KEN)	0	*1	2	*3	4	*6	7	*8	10	11
	LOI Maryanne (PNG)	*0	1	*2	3	*4	4	*5	6	*6	6
3	SHAH Jinita Azad Kumar (KEN)	0	2	*2	4	*6	8	*10	11		
	LOI Maryanne (PNG)	0	*0	2	*2	2	*2	2	2		

### NOTES

"\*" denotes server. The "Greatest deficit overcome" only applies when the player ends up winning the game.

### LEGEND

WT Women's Team





## Detailed Team Match Results

Kenya (KEN) 3 - 0 Papua New Guinea (PNG)

Match 2: THAKKAR Sejal Dipan (KEN) 3-0 CHRIS Idau (PNG)

Match Summary		Match	Game 1	Game 2	Game 3	Game 4	Game 5
THAKKAR Sejal Dipan	KEN	3	11	11	11		
CHRIS Idau	PNG	0	1	6	5		
	Duration	10min	2min	4min	4min		

Team Match No : WT32 Table : 3 Umpires : FRASER Margot (ENG) le PAGE Tim (GGY)

Player Statistics	THAKKAR Sejal Dipan (KEN)						CHRIS Idau (PNG)					
	Game					Match	Game					Match
	1	2	3	4	5		1	2	3	4	5	
Points won	11	10	11			32	1	6	4			11
Biggest lead	10	6	6			10	-	-	2			2
Points won on own serve	6	7	6			19	1	5	2			8
Points lost on own serve	0	1	2			3	5	3	5			13
Most consecutive points won	8	4	4			8	1	2	2			2
Greatest deficit overcome	-	-	2			2	-	-	-			-
Handedness/Grip	/						Right/					

### Game Progress

1	THAKKAR Sejal Dipan (KEN)	0	*2	4	*6	8	*9	11			
	CHRIS Idau (PNG)	*0	0	*0	0	*0	1	1			
2	THAKKAR Sejal Dipan (KEN)	0	2	*4	5	*6	8	*8	10	*10	11
	CHRIS Idau (PNG)	0	*0	0	*1	2	*2	4	*4	6	6
3	THAKKAR Sejal Dipan (KEN)	0	*0	2	*4	5	*7	8	*9	11	
	CHRIS Idau (PNG)	0	2	*2	2	*3	3	*4	5	5	

### NOTES

"\*" denotes server. The "Greatest deficit overcome" only applies when the player ends up winning the game.

### LEGEND

WT Women's Team



## Detailed Team Match Results

Kenya (KEN) 3 - 0 Papua New Guinea (PNG)

**Match 3:** NJANI Della Mgenya (KEN) 3-2 LOHIA Geru (PNG)  
THAKKAR Sejal Dipan LOI Maryanne

Match Summary		Match	Game 1	Game 2	Game 3	Game 4	Game 5
NJANI Della Mgenya / THAKKAR SD	KEN	3	9	9	11	11	11
LOHIA Geru / LOI M	PNG	2	11	11	3	7	4
Duration		27min	5min	5min	5min	4min	4min

Team Match No : WT32 Table : 3 Umpires : FRASER Margot (ENG) le PAGE Tim (GGY)

Player Statistics	NJANI DM / THAKKAR SD (KEN)						LOHIA G / LOI M (PNG)					
	Game					Match	Game					Match
	1	2	3	4	5		1	2	3	4	5	
Points won	9	9	11	11	11	51	11	11	3	7	4	36
Biggest lead	-	3	8	6	7	8	4	2	-	-	1	4
Points won on own serve	6	4	6	6	5	27	7	5	1	5	1	19
Points lost on own serve	4	6	2	2	3	17	3	5	5	5	6	24
Most consecutive points won	3	3	4	5	5	5	4	4	2	2	1	4
Greatest deficit overcome	-	-	-	-	1	1	-	3	-	-	-	3
Handedness/Grip	/ - /						Right/ - Right/					

### Game Progress

1	NJANI DM / THAKKAR SD (KEN)	-*0	1	*-2	2	-*2	3	*-4	6	-*7	9	9
	LOHIA G / LOI M (PNG)	0	*-1	2	-*4	6	*-7	8	-*8	9	*-9	11
2	NJANI DM / THAKKAR SD (KEN)	0	*-1	2	-*3	4	*-6	7	-*8	8	*-8	9
	LOHIA G / LOI M (PNG)	-*0	1	*-2	3	-*4	4	*-5	6	-*8	10	11
3	NJANI DM / THAKKAR SD (KEN)	-*0	2	*-4	4	-*6	8	*-9	11			
	LOHIA G / LOI M (PNG)	0	-*0	0	*-2	2	-*2	3	3			
4	NJANI DM / THAKKAR SD (KEN)	0	-*2	3	*-5	7	-*7	9	*-9	10	11	
	LOHIA G / LOI M (PNG)	-*0	0	*-1	1	-*1	3	*-3	5	-*6	7	
5	NJANI DM / THAKKAR SD (KEN)	-*0	1	*-2	4	-*6	7	*-9	10	11		
	LOHIA G / LOI M (PNG)	0	-*1	2	*-2	2	-*3	3	*-4	4		

### NOTES

"\*-." denotes first player of pair is server, "-\*" denotes second player of pair is server. The "Greatest deficit overcome" only applies when the pair ends up winning the game.

### LEGEND

WT Women's Team



### Detailed Team Match Results

#### Vanuatu (VAN) 1 - 3 United Republic of Tanzania (TAN)

Team Match No : WT37 Table : 10 Umpires : JUTLE Harry (ENG) DZIOBA Greg (CAN)

Match 1			Match	Game 1	Game 2	Game 3	Game 4	Game 5
A	LULU Anolyn	VAN	3	4	11	11	11	
X	NGODOKI Agnes Wiron	TAN	1	11	8	6	8	
Duration of Match 1			17min	3min	4min	3min	4min	

Match 2			Match	Game 1	Game 2	Game 3	Game 4	Game 5
B	MATARIKI Pareina	VAN	0	6	3	12		
Y	MWAISYULA Neema Dennis	TAN	3	11	11	14		
Duration of Match 2			16min	3min	3min	6min		

Match 3			Match	Game 1	Game 2	Game 3	Game 4	Game 5
C/A	ABEL R / LULU A	VAN	2	8	11	7	11	8
Z/X	MOHAMED MA / NGODOKI AW	TAN	3	11	7	11	9	11
Duration of Match 3			28min	4min	4min	4min	5min	5min

Match 4			Match	Game 1	Game 2	Game 3	Game 4	Game 5
B	MATARIKI Pareina	VAN	0	7	4	2		
Z	MOHAMED Mwamvita A	TAN	3	11	11	11		
Duration of Match 4			11min	4min	3min	3min		

Duration of Team Match	1h26min
------------------------	---------

Player Statistics	Vanuatu (VAN)					Team Match	United Republic of Tanzania (TAN)					Team Match
	Match						Match					
	1	2	3	4	5		1	2	3	4	5	
Points won	37	21	45	13		116	33	36	48	33		150
Biggest lead	5	2	4	1		5	7	8	6	9		9
Points won on own serve	18	10	23	11		62	16	17	24	22		79
Points lost on own serve	17	19	24	11		71	19	11	22	2		54
Most consecutive points won	6	3	4	2		6	4	6	6	7		7
Greatest deficit overcome	3	-	1	-		3	-	2	1	1		2

#### NOTES

The "Greatest deficit overcome" only applies when the player/pair ends up winning the game.

#### LEGEND

WT Women's Team



## Detailed Team Match Results

Vanuatu (VAN) 1 - 3 United Republic of Tanzania (TAN)

**Match 1:** LULU Anolyn (VAN) 3-1 NGODOKI Agnes Wiron (TAN)

Match Summary		Match	Game 1	Game 2	Game 3	Game 4	Game 5
LULU Anolyn	VAN	3	4	11	11	11	
NGODOKI Agnes Wiron	TAN	1	11	8	6	8	
Duration		17min	3min	4min	3min	4min	

Team Match No : WT37 Table : 10 Umpires : JUTLE Harry (ENG) DZIOBA Greg (CAN)

Player Statistics	LULU Anolyn (VAN)						NGODOKI Agnes Wiron (TAN)					
	Game					Match	Game					Match
	1	2	3	4	5		1	2	3	4	5	
Points won	4	11	11	11		37	11	8	6	8		33
Biggest lead	-	4	5	4		5	7	1	1	3		7
Points won on own serve	2	7	5	4		18	6	5	3	2		16
Points lost on own serve	5	3	3	6		17	2	4	6	7		19
Most consecutive points won	2	4	5	6		6	4	4	1	4		4
Greatest deficit overcome	-	1	1	3		3	-	-	-	-		-
Handedness/Grip	Right/						/					

### Game Progress

1	LULU Anolyn (VAN)	0	*0	1	*1	2	*3	3	*4	4		
	NGODOKI Agnes Wiron (TAN)	*0	2	*3	5	*6	7	*9	10	11		
2	LULU Anolyn (VAN)	*0	1	*2	4	*5	7	*7	7	*8	10	11
	NGODOKI Agnes Wiron (TAN)	0	*1	2	*2	3	*3	5	*7	8	*8	8
3	LULU Anolyn (VAN)	0	*1	2	*3	4	*5	7	*9	10	11	
	NGODOKI Agnes Wiron (TAN)	*0	1	*2	3	*4	5	*5	5	*6	6	
4	LULU Anolyn (VAN)	*0	1	*2	2	*3	5	*7	8	*10	10	11
	NGODOKI Agnes Wiron (TAN)	0	*1	2	*4	5	*5	5	*6	6	*8	8

### NOTES

"\*" denotes server. The "Greatest deficit overcome" only applies when the player ends up winning the game.

### LEGEND

WT Women's Team



## Detailed Team Match Results

Vanuatu (VAN) 1 - 3 United Republic of Tanzania (TAN)

**Match 2:** MATARIKI Pareina (VAN) 0-3 MWAISYULA Neema Dennis (TAN)

Match Summary		Match	Game 1	Game 2	Game 3	Game 4	Game 5
MATARIKI Pareina	VAN	0	6	3	12		
MWAISYULA Neema Dennis	TAN	3	11	11	14		
Duration		16min	3min	3min	6min		

Team Match No : WT37 Table : 10 Umpires : JUTLE Harry (ENG) DZIOBA Greg (CAN)

Player Statistics	MATARIKI Pareina (VAN)						MWAISYULA Neema Dennis (TAN)					
	Game					Match	Game					Match
	1	2	3	4	5		1	2	3	4	5	
Points won	6	3	12			21	11	11	14			36
Biggest lead	-	1	2			2	5	8	3			8
Points won on own serve	3	3	4			10	6	6	5			17
Points lost on own serve	5	5	9			19	3	0	8			11
Most consecutive points won	2	1	3			3	3	6	3			6
Greatest deficit overcome	-	-	-			-	-	1	2			2
Handedness/Grip	Right/						/					

### Game Progress

1	MATARIKI Pareina (VAN)	0	*0	1	*1	2	*4	4	*5	6	6							
	MWAISYULA Neema Dennis (TAN)	*0	2	*3	5	*6	6	*8	9	*10	11							
2	MATARIKI Pareina (VAN)	*0	1	*1	2	*2	2	*2	3									
	MWAISYULA Neema Dennis (TAN)	0	*1	3	*4	6	*8	10	11									
3	MATARIKI Pareina (VAN)	0	*1	1	*2	3	*4	5	*7	8	*10	10	*10	11	*12	12	*12	12
	MWAISYULA Neema Dennis (TAN)	*0	1	*3	4	*5	6	*7	7	*8	8	*10	11	*11	11	*12	13	14

### NOTES

"\*" denotes server. The "Greatest deficit overcome" only applies when the player ends up winning the game.

### LEGEND

WT Women's Team



## Detailed Team Match Results

Vanuatu (VAN) 1 - 3 United Republic of Tanzania (TAN)

**Match 3:** ABEL Rosanna (VAN) 2-3 MOHAMED Mwamvita A (TAN)  
LULU Anolyn NGODOKI Agnes Wiron

Match Summary		Match	Game 1	Game 2	Game 3	Game 4	Game 5
ABEL Rosanna / LULU A	VAN	2	8	11	7	11	8
MOHAMED Mwamvita A / NGODOKI AW	TAN	3	11	7	11	9	11
Duration		28min	4min	4min	4min	5min	5min

Team Match No : WT37 Table : 10 Umpires : JUTLE Harry (ENG) DZIOBA Greg (CAN)

Player Statistics	ABEL R / LULU A (VAN)						MOHAMED MA / NGODOKI AW (TAN)					
	Game					Match	Game					Match
	1	2	3	4	5		1	2	3	4	5	
Points won	8	11	7	11	8	45	11	7	10	9	11	48
Biggest lead	-	4	-	3	1	4	6	-	4	1	4	6
Points won on own serve	3	5	3	7	5	23	4	4	4	6	6	24
Points lost on own serve	7	3	6	3	5	24	5	6	4	4	3	22
Most consecutive points won	4	3	2	3	3	4	6	3	3	4	4	6
Greatest deficit overcome	-	-	-	1	-	1	-	-	-	-	1	1
Handedness/Grip	Right/ - Right/						/ - /					

### Game Progress

1	ABEL R / LULU A (VAN)	*-0	0	*-1	2	*-4	4	*-4	4	*-6	8	8
	MOHAMED MA / NGODOKI AW (TAN)	0	*-2	3	*-4	4	*-6	8	*-10	10	*-10	11
2	ABEL R / LULU A (VAN)	0	*-2	3	*-3	5	*-6	7	*-8	9	11	11
	MOHAMED MA / NGODOKI AW (TAN)	*-0	0	*-1	3	*-3	4	*-5	6	*-7	7	7
3	ABEL R / LULU A (VAN)	0	0	*-1	1	*-2	4	*-5	6	*-7	7	7
	MOHAMED MA / NGODOKI AW (TAN)	0	*-2	3	*-5	6	*-6	7	*-8	9	11	11
4	ABEL R / LULU A (VAN)	0	*-2	3	*-3	4	*-5	7	*-8	9	*-9	11
	MOHAMED MA / NGODOKI AW (TAN)	*-0	0	*-1	3	*-4	5	*-5	6	*-7	9	9
5	ABEL R / LULU A (VAN)	*-0	0	*-2	3	*-4	4	*-4	6	*-6	8	8
	MOHAMED MA / NGODOKI AW (TAN)	0	*-2	2	*-3	4	*-6	8	*-8	10	*-10	11

### NOTES

"\*-." denotes first player of pair is server, "-\*" denotes second player of pair is server. The "Greatest deficit overcome" only applies when the pair ends up winning the game.

### LEGEND

WT Women's Team



## Detailed Team Match Results

Vanuatu (VAN) 1 - 3 United Republic of Tanzania (TAN)

Match 4: MATARIKI Pareina (VAN) 0-3 MOHAMED Mwamvita A (TAN)

Match Summary		Match	Game 1	Game 2	Game 3	Game 4	Game 5
MATARIKI Pareina	VAN	0	7	4	2		
MOHAMED Mwamvita A	TAN	3	11	11	11		
Duration		11min	4min	3min	3min		

Team Match No : WT37 Table : 10 Umpires : JUTLE Harry (ENG) DZIOBA Greg (CAN)

Player Statistics	MATARIKI Pareina (VAN)						MOHAMED Mwamvita A (TAN)					
	Game					Match	Game					Match
	1	2	3	4	5		1	2	3	4	5	
Points won	7	4	2			13	11	11	11			33
Biggest lead	1	-	-			1	4	7	9			9
Points won on own serve	5	4	2			11	8	7	7			22
Points lost on own serve	3	4	4			11	2	0	0			2
Most consecutive points won	2	1	1			2	3	3	7			7
Greatest deficit overcome	-	-	-			-	1	-	-			1
Handedness/Grip	Right/						/					

### Game Progress

1	MATARIKI Pareina (VAN)	0	*1	2	*2	4	*4	5	*5	6	7
	MOHAMED Mwamvita A (TAN)	*0	1	*2	4	*4	6	*7	9	*10	11
2	MATARIKI Pareina (VAN)	*0	1	*1	2	*2	3	*3	4	4	
	MOHAMED Mwamvita A (TAN)	0	*1	3	*4	6	*7	9	*10	11	
3	MATARIKI Pareina (VAN)	0	*0	0	*0	1	*1	2	2		
	MOHAMED Mwamvita A (TAN)	*0	2	*4	6	*7	9	*10	11		

### NOTES

"\*" denotes server. The "Greatest deficit overcome" only applies when the player ends up winning the game.

### LEGEND

WT Women's Team



## Detailed Team Match Results

### Singapore (SIN) 3 - 0 Canada (CAN)

Team Match No : WT51 Table : 9 Umpires : CHAN Gregory (CAN) ARINYE Cecilia (NGR)

Match 1			Match	Game 1	Game 2	Game 3	Game 4	Game 5
A	FENG Tianwei	SIN	3	12	11	11		
X	ZHANG Mo	CAN	0	10	5	7		
Duration of Match 1			22min	8min	6min	7min		

Match 2			Match	Game 1	Game 2	Game 3	Game 4	Game 5
B	YU Mengyu	SIN	3	11	11	11		
Y	LUO Anqi	CAN	0	2	5	1		
Duration of Match 2			12min	3min	5min	3min		

Match 3			Match	Game 1	Game 2	Game 3	Game 4	Game 5
C/B	LIN Y / YU M	SIN	3	11	11	11		
Z/Y	GUO B / LUO A	CAN	0	8	5	3		
Duration of Match 3			13min	4min	4min	3min		

Duration of Team Match	57min
------------------------	-------

Player Statistics	Singapore (SIN)					Canada (CAN)						
	Match				Team	Match				Team		
	1	2	3	4	5	Match	1	2	3	4	5	Match
Points won	34	32	32			98	22	8	16			46
Biggest lead	6	10	8			10	1	-	3			3
Points won on own serve	17	15	15			47	10	3	6			19
Points lost on own serve	12	5	10			27	17	17	17			51
Most consecutive points won	7	9	8			9	4	1	3			4
Greatest deficit overcome	1	-	3			3	-	-	-			-

#### NOTES

The "Greatest deficit overcome" only applies when the player/pair ends up winning the game.

#### LEGEND

WT Women's Team





## Detailed Team Match Results

Singapore (SIN) 3 - 0 Canada (CAN)

Match 1: FENG Tianwei (SIN) 3-0 ZHANG Mo (CAN)

Match Summary		Match	Game 1	Game 2	Game 3	Game 4	Game 5
FENG Tianwei	SIN	3	12	11	11		
ZHANG Mo	CAN	0	10	5	7		
Duration		22min	8min	6min	7min		

Team Match No : WT51 Table : 9 Umpires : CHAN Gregory (CAN) ARINYE Cecilia (NGR)

Player Statistics	FENG Tianwei (SIN)						ZHANG Mo (CAN)					
	Game					Match	Game					Match
	1	2	3	4	5		1	2	3	4	5	
Points won	12	11	11			34	10	5	7			22
Biggest lead	3	6	4			6	1	1	1			1
Points won on own serve	5	5	7			17	4	2	4			10
Points lost on own serve	6	3	3			12	7	6	4			17
Most consecutive points won	3	7	5			7	3	4	3			4
Greatest deficit overcome	1	1	1			1	-	-	-			-
Handedness/Grip	Right/						Right/					

### Game Progress

1	FENG Tianwei (SIN)	*0	1	*2	3	*4	5	*7	8	*9	9	*10	11	12
	ZHANG Mo (CAN)	0	*1	2	*3	4	*5	5	*6	7	*9	10	*10	10
2	FENG Tianwei (SIN)	0	*2	3	*4	4	*5	7	*9	11				
	ZHANG Mo (CAN)	*0	0	*1	2	*4	5	*5	5	5				5
3	FENG Tianwei (SIN)	*0	1	*3	4	*4	6	*6	7	*9	11			
	ZHANG Mo (CAN)	0	*1	1	*2	4	*4	6	*7	7	7			7

### NOTES

"\*" denotes server. The "Greatest deficit overcome" only applies when the player ends up winning the game.

### LEGEND

WT Women's Team



## Detailed Team Match Results

Singapore (SIN) 3 - 0 Canada (CAN)

Match 2: YU Mengyu (SIN) 3-0 LUO Anqi (CAN)

Match Summary		Match	Game 1	Game 2	Game 3	Game 4	Game 5
YU Mengyu	SIN	3	11	11	11		
LUO Anqi	CAN	0	2	5	1		
Duration		12min	3min	5min	3min		

Team Match No : WT51 Table : 9 Umpires : CHAN Gregory (CAN) ARINYE Cecilia (NGR)

Player Statistics	YU Mengyu (SIN)						LUO Anqi (CAN)					
	Game					Match	Game					Match
	1	2	3	4	5		1	2	3	4	5	
Points won	11	11	10			32	2	5	1			8
Biggest lead	9	6	10			10	-	-	-			-
Points won on own serve	5	4	6			15	1	1	1			3
Points lost on own serve	1	4	0			5	6	7	4			17
Most consecutive points won	6	4	9			9	1	1	1			1
Greatest deficit overcome	-	-	-			-	-	-	-			-
Handedness/Grip	Right/						Right/					

### Game Progress

1	YU Mengyu (SIN)	0	*2	4	*6	7	*8	10	11	
	LUO Anqi (CAN)	*0	0	*0	0	*1	2	*2	2	
2	YU Mengyu (SIN)	*0	1	*3	4	*6	7	*8	9	11
	LUO Anqi (CAN)	0	*1	1	*2	2	*3	4	*5	5
3	YU Mengyu (SIN)	0	*2	4	*6	8	*9	11		
	LUO Anqi (CAN)	0	0	*0	0	*0	1	1		

### NOTES

"\*" denotes server. The "Greatest deficit overcome" only applies when the player ends up winning the game.

### LEGEND

WT Women's Team



## Detailed Team Match Results

Singapore (SIN) 3 - 0 Canada (CAN)

Match 3:

LIN Ye (SIN) 3-0 GUO Betty (CAN)  
YU Mengyu LUO Anqi

Match Summary		Match	Game 1	Game 2	Game 3	Game 4	Game 5
LIN Ye / YU M	SIN	3	11	11	11		
GUO Betty / LUO A	CAN	0	8	5	3		
	Duration	13min	4min	4min	3min		

Team Match No : WT51 Table : 9 Umpires : CHAN Gregory (CAN) ARINYE Cecilia (NGR)

Player Statistics	LIN Y / YU M (SIN)						GUO B / LUO A (CAN)					
	Game					Match	Game					Match
	1	2	3	4	5		1	2	3	4	5	
Points won	11	11	10			32	8	5	3			16
Biggest lead	3	6	8			8	3	2	-			3
Points won on own serve	4	6	5			15	2	3	1			6
Points lost on own serve	6	2	2			10	7	5	5			17
Most consecutive points won	4	8	4			8	3	2	2			3
Greatest deficit overcome	3	2	-			3	-	-	-			-
Handedness/Grip	Right/ - Right/						Right/ - Right/					

### Game Progress

1	LIN Y / YU M (SIN)	*-0	1	*-2	2	*-3	4	*-6	7	*-9	10	11
	GUO B / LUO A (CAN)	0	*-1	2	*-4	5	*-6	6	*-7	7	*-8	8
2	LIN Y / YU M (SIN)	0	*-1	2	*-2	4	*-6	8	*-10	11		
	GUO B / LUO A (CAN)	*-0	1	*-2	4	*-4	4	*-4	4	5		
3	LIN Y / YU M (SIN)	0	2	*-3	5	*-7	7	*-9	11			
	GUO B / LUO A (CAN)	0	*-0	1	*-1	1	*-3	3	3			

### NOTES

"\*-." denotes first player of pair is server, "-\*" denotes second player of pair is server. The "Greatest deficit overcome" only applies when the pair ends up winning the game.

### LEGEND

WT Women's Team



## Detailed Team Match Results

**India (IND) 3 - 0 New Zealand (NZL)**

Team Match No : WT52 Table : 4 Umpires : MUDIBO Andrew (KEN) PURCELL Tom (ENG)

Match 1			Match	Game 1	Game 2	Game 3	Game 4	Game 5
A	<b>KUMARESAN Shamini</b>	IND	3	5	11	11	11	
X	LI Chunli	NZL	1	11	9	5	5	
Duration of Match 1			27min	5min	9min	8min	7min	

Match 2			Match	Game 1	Game 2	Game 3	Game 4	Game 5
B	<b>BATRA Manika</b>	IND	3	11	11	11	11	
Y	LI Karen	NZL	1	13	9	5	6	
Duration of Match 2			33min	8min	9min	8min	8min	

Match 3			Match	Game 1	Game 2	Game 3	Game 4	Game 5
C/A	<b>PATKAR MS / KUMARESAN S</b>	IND	3	11	11	11		
Z/Y	SUN Y / LI K	NZL	0	8	8	8		
Duration of Match 3			25min	6min	9min	10min		

Duration of Team Match	<b>1h38min</b>
------------------------	----------------

Player Statistics	India (IND)					New Zealand (NZL)						
	Match					Team Match	Match					Team Match
	1	2	3	4	5		1	2	3	4	5	
Points won	38	44	33			115	30	33	24			87
Biggest lead	8	6	4			8	6	4	4			6
Points won on own serve	21	25	16			62	17	19	12			48
Points lost on own serve	13	14	12			39	17	19	17			53
Most consecutive points won	6	4	7			7	3	3	5			5
Greatest deficit overcome	1	2	4			4	-	1	-			1

### NOTES

The "Greatest deficit overcome" only applies when the player/pair ends up winning the game.

### LEGEND

**WT** Women's Team



## Detailed Team Match Results

India (IND) 3 - 0 New Zealand (NZL)

Match 1: KUMARESAN Shamini (IND) 3-1 LI Chunli (NZL)

Match Summary		Match	Game 1	Game 2	Game 3	Game 4	Game 5
KUMARESAN Shamini	IND	3	5	11	11	11	
LI Chunli	NZL	1	11	9	5	5	
Duration		27min	5min	9min	8min	7min	

Team Match No : WT52 Table : 4 Umpires : MUDIBO Andrew (KEN) PURCELL Tom (ENG)

Player Statistics	KUMARESAN Shamini (IND)						LI Chunli (NZL)					
	Game					Match	Game					Match
	1	2	3	4	5		1	2	3	4	5	
Points won	5	11	11	11		38	11	9	5	5		30
Biggest lead	-	2	8	6		8	6	1	1	1		6
Points won on own serve	3	7	5	6		21	6	6	2	3		17
Points lost on own serve	5	3	3	2		13	2	4	6	5		17
Most consecutive points won	1	2	5	6		6	3	2	3	2		3
Greatest deficit overcome	-	1	1	1		1	-	-	-	-		-
Handedness/Grip	Right/Shakehand						Right/					

### Game Progress

1	KUMARESAN Shamini (IND)	*0	0	*1	2	*2	3	*3	4	5		
	LI Chunli (NZL)	0	*2	3	*4	6	*7	9	*10	11		
2	KUMARESAN Shamini (IND)	0	*1	2	*3	4	*5	6	*7	9	*9	11
	LI Chunli (NZL)	*0	1	*2	3	*4	5	*6	7	*7	9	9
3	KUMARESAN Shamini (IND)	*0	1	*3	5	*6	8	*10	10	11		
	LI Chunli (NZL)	0	*1	1	*1	2	*2	2	*4	5		
4	KUMARESAN Shamini (IND)	0	*1	2	*3	4	*5	7	*9	11		
	LI Chunli (NZL)	*0	1	*2	3	*4	5	*5	5	5		

### NOTES

"\*" denotes server. The "Greatest deficit overcome" only applies when the player ends up winning the game.

### LEGEND

WT Women's Team



## Detailed Team Match Results

India (IND) 3 - 0 New Zealand (NZL)

Match 2: **BATRA Manika (IND)** 3-1 **LI Karen (NZL)**

Match Summary		Match	Game 1	Game 2	Game 3	Game 4	Game 5
BATRA Manika	IND	3	11	11	11	11	
LI Karen	NZL	1	13	9	5	6	
Duration		33min	8min	9min	8min	8min	

Team Match No : WT52 Table : 4 Umpires : MUDIBO Andrew (KEN) PURCELL Tom (ENG)

Player Statistics	BATRA Manika (IND)						LI Karen (NZL)					
	Game					Match	Game					Match
	1	2	3	4	5		1	2	3	4	5	
Points won	11	11	11	11		44	13	9	5	6		33
Biggest lead	1	2	6	5		6	4	2	-	-		4
Points won on own serve	6	8	4	7		25	7	7	1	4		19
Points lost on own serve	6	2	4	2		14	5	3	7	4		19
Most consecutive points won	4	3	3	3		4	3	3	1	2		3
Greatest deficit overcome	-	2	-	-		2	1	-	-	-		1
Handedness/Grip	Right/						Right/					

### Game Progress

1	BATRA Manika (IND)	0	*0	1	*2	3	*4	4	*6	8	*9	10	*10	11	*11	11
	LI Karen (NZL)	*0	2	*3	4	*5	6	*8	8	*8	9	*10	11	*11	12	13
2	BATRA Manika (IND)	*0	1	*2	4	*4	5	*5	7	*8	10	11				
	LI Karen (NZL)	0	*1	2	*2	4	*5	7	*7	8	*8	9				
3	BATRA Manika (IND)	0	*2	3	*4	5	*7	8	*10	11						
	LI Karen (NZL)	*0	0	*1	2	*3	3	*4	4	5						
4	BATRA Manika (IND)	*0	2	*3	4	*5	7	*8	9	*10	11					
	LI Karen (NZL)	0	*0	1	*2	3	*3	4	*5	6	6					

### NOTES

"\*" denotes server. The "Greatest deficit overcome" only applies when the player ends up winning the game.

### LEGEND

WT Women's Team



## Detailed Team Match Results

India (IND) 3 - 0 New Zealand (NZL)

**Match 3:** **PATKAR Madhurika Suhas (IND)** 3-0 **SUN Yang (NZL)**  
**KUMARESAN Shamini** LI Karen

Match Summary		Match	Game 1	Game 2	Game 3	Game 4	Game 5
<b>PATKAR Madhurika Suhas / KUMARESAN S</b>	IND	3	11	11	11		
SUN Yang / LI K	NZL	0	8	8	8		
Duration		25min	6min	9min	10min		

Team Match No : WT52 Table : 4 Umpires : MUDIBO Andrew (KEN) PURCELL Tom (ENG)

Player Statistics	PATKAR MS / KUMARESAN S (IND)						SUN Y / LI K (NZL)					
	Game					Match	Game					Match
	1	2	3	4	5		1	2	3	4	5	
Points won	11	11	11			33	8	8	8			24
Biggest lead	4	3	3			4	2	4	1			4
Points won on own serve	6	6	4			16	5	4	3			12
Points lost on own serve	3	4	5			12	5	5	7			17
Most consecutive points won	6	7	3			7	2	5	4			5
Greatest deficit overcome	2	4	1			4	-	-	-			-
Handedness/Grip	Right/Shakehand - Right/Shakehand						Right/ - Right/					

### Game Progress

1	<b>PATKAR MS / KUMARESAN S (IND)</b>	0	*-0	2	*-3	3	*-5	7	*-9	10	*-10	11
	SUN Y / LI K (NZL)	*-0	2	*-2	3	*-5	5	*-5	5	*-6	8	8
2	<b>PATKAR MS / KUMARESAN S (IND)</b>	*-0	1	*-2	3	*-4	4	*-4	6	*-8	10	11
	SUN Y / LI K (NZL)	0	*-1	2	*-3	4	*-6	8	*-8	8	*-8	8
3	<b>PATKAR MS / KUMARESAN S (IND)</b>	0	*-2	3	*-4	5	*-6	6	*-7	8	*-10	11
	SUN Y / LI K (NZL)	*-0	0	*-1	2	*-3	4	*-6	7	*-8	8	8

### NOTES

"\*-." denotes first player of pair is server, "-\*" denotes second player of pair is server. The "Greatest deficit overcome" only applies when the pair ends up winning the game.

### LEGEND

WT Women's Team



## Detailed Team Match Results

### England (ENG) 2 - 3 Malaysia (MAS)

Team Match No : WT53 Table : 1 Umpires : HO Fanny (AUS) FOOTE Ben (GGY)

Match 1			Match	Game 1	Game 2	Game 3	Game 4	Game 5
A	DRINKHALL Joanna	ENG	3	11	11	5	11	
X	LEE WEI Beh	MAS	1	9	9	11	9	
Duration of Match 1			37min	8min	10min	8min	12min	

Match 2			Match	Game 1	Game 2	Game 3	Game 4	Game 5
B	SIBLEY Kelly	ENG	0	7	15	7		
Y	SOCK KHIM Ng	MAS	3	11	17	11		
Duration of Match 2			28min	6min	13min	9min		

Match 3			Match	Game 1	Game 2	Game 3	Game 4	Game 5
C/B	HO TT / SIBLEY K	ENG	2	7	11	5	11	6
Z/X	YING H / LEE WEI B	MAS	3	11	6	11	7	11
Duration of Match 3			41min	6min	8min	6min	8min	8min

Match 4			Match	Game 1	Game 2	Game 3	Game 4	Game 5
A	DRINKHALL Joanna	ENG	3	11	11	11		
Z	YING Ho	MAS	0	8	8	3		
Duration of Match 4			20min	6min	8min	5min		

Match 5			Match	Game 1	Game 2	Game 3	Game 4	Game 5
C	HO Tin-Tin	ENG	2	13	11	5	9	9
Y	SOCK KHIM Ng	MAS	3	11	9	11	11	11
Duration of Match 5			42min	8min	9min	6min	9min	10min

Duration of Team Match	3h9min
------------------------	--------

Player Statistics	England (ENG)						Malaysia (MAS)					
	Match					Team Match	Match					Team Match
	1	2	3	4	5		1	2	3	4	5	
Points won	38	29	40	31	45	183	35	37	45	19	51	187
Biggest lead	2	2	5	8	4	8	7	4	6	3	8	8
Points won on own serve	18	19	21	17	21	96	16	21	24	10	24	95
Points lost on own serve	19	16	21	9	27	92	20	10	19	14	24	87
Most consecutive points won	7	3	6	6	6	7	7	3	4	4	6	7
Greatest deficit overcome	7	-	2	3	3	7	-	2	1	-	2	2

#### NOTES

The "Greatest deficit overcome" only applies when the player/pair ends up winning the game.

#### LEGEND

WT Women's Team





## Detailed Team Match Results

England (ENG) **2 - 3** Malaysia (MAS)

**Match 1:** DRINKHALL Joanna (ENG) **3-1** LEE WEI Beh (MAS)

Match Summary		Match	Game 1	Game 2	Game 3	Game 4	Game 5
DRINKHALL Joanna	ENG	3	11	11	5	11	
LEE WEI Beh	MAS	1	9	9	11	9	
	Duration	37min	8min	10min	8min	12min	

Team Match No : WT53 Table : 1 Umpires : HO Fanny (AUS) FOOTE Ben (GGY)

Player Statistics	DRINKHALL Joanna (ENG)						LEE WEI Beh (MAS)					
	Game					Match	Game					Match
	1	2	3	4	5		1	2	3	4	5	
Points won	11	11	5	11		38	9	8	10	8		35
Biggest lead	2	2	-	2		2	2	7	6	2		7
Points won on own serve	2	6	3	7		18	1	4	6	5		16
Points lost on own serve	8	4	4	3		19	9	5	2	4		20
Most consecutive points won	3	7	3	3		7	3	7	4	2		7
Greatest deficit overcome	2	7	-	2		7	-	-	-	-		-
Handedness/Grip	Right/						Right/					

### Game Progress

1	DRINKHALL Joanna (ENG)	*0	0	*2	3	*5	5	*7	7	*8	9	11
	LEE WEI Beh (MAS)	0	*2	2	*3	3	*5	5	*7	8	*9	9
2	DRINKHALL Joanna (ENG)	0	*0	0	*0	1	*3	4	*5	7	*9	11
	LEE WEI Beh (MAS)	0	2	*4	6	*7	7	*8	9	*9	9	9
3	DRINKHALL Joanna (ENG)	0	0	*0	1	*2	4	*5	5	5		
	LEE WEI Beh (MAS)	0	*2	4	*5	6	*6	7	*9	11		
4	DRINKHALL Joanna (ENG)	0	*1	1	*2	4	*5	6	*7	9	*9	11
	LEE WEI Beh (MAS)	0	1	*3	4	*4	5	*6	7	*7	9	9

### NOTES

"\*" denotes server. The "Greatest deficit overcome" only applies when the player ends up winning the game.

### LEGEND

WT Women's Team



## Detailed Team Match Results

England (ENG) **2 - 3** Malaysia (MAS)

**Match 2:** SIBLEY Kelly (ENG) **0-3** SOCK KHIM Ng (MAS)

Match Summary		Match	Game 1	Game 2	Game 3	Game 4	Game 5
SIBLEY Kelly	ENG	0	7	15	7		
SOCK KHIM Ng	MAS	3	11	17	11		
Duration		28min	6min	13min	9min		

Team Match No : WT53 Table : 1 Umpires : HO Fanny (AUS) FOOTE Ben (GGY)

Player Statistics	SIBLEY Kelly (ENG)						SOCK KHIM Ng (MAS)					
	Game					Match	Game					Match
	1	2	3	4	5		1	2	3	4	5	
Points won	7	15	7			29	11	16	10			37
Biggest lead	2	2	1			2	4	2	4			4
Points won on own serve	5	11	3			19	6	11	4			21
Points lost on own serve	5	5	6			16	2	4	4			10
Most consecutive points won	2	3	2			3	3	2	3			3
Greatest deficit overcome	-	-	-			-	2	2	1			2
Handedness/Grip	Right/						Right/					

### Game Progress

1	SIBLEY Kelly (ENG)	*0	2	*2	4	*4	5	*6	6	*7	7							
	SOCK KHIM Ng (MAS)	0	*0	2	*2	4	*5	6	*8	9	11							
2	SIBLEY Kelly (ENG)	0	*0	2	*3	5	*5	7	*8	9	*9	10	*10	11	*12	12	*12	13
	SOCK KHIM Ng (MAS)	0	2	*2	3	*3	5	*5	6	*7	9	*10	11	*11	11	*12	13	*13
		*14	14	*14	15	*15	15											
		13	*14	15	*15	16	17											
3	SIBLEY Kelly (ENG)	0	1	*2	3	*3	4	*5	5	*7	7							
	SOCK KHIM Ng (MAS)	0	*1	2	*3	5	*6	7	*9	9	11							

### NOTES

"\*" denotes server. The "Greatest deficit overcome" only applies when the player ends up winning the game.

### LEGEND

WT Women's Team



## Detailed Team Match Results

England (ENG) **2 - 3** Malaysia (MAS)

**Match 3:** HO Tin-Tin (ENG) **2-3** YING Ho (MAS)  
SIBLEY Kelly LEE WEI Beh

Match Summary		Match	Game 1	Game 2	Game 3	Game 4	Game 5
HO Tin-Tin / SIBLEY K	ENG	2	7	11	5	11	6
YING Ho / LEE WEI B	MAS	3	11	6	11	7	11
Duration		41min	6min	8min	6min	8min	8min

Team Match No : WT53 Table : 1 Umpires : HO Fanny (AUS) FOOTE Ben (GGY)

Player Statistics	HO TT / SIBLEY K (ENG)						YING H / LEE WEI B (MAS)					
	Game					Match	Game					Match
	1	2	3	4	5		1	2	3	4	5	
Points won	7	11	5	11	6	40	11	6	10	7	11	45
Biggest lead	1	5	1	4	-	5	4	1	6	2	5	6
Points won on own serve	3	4	4	5	5	21	4	2	7	4	7	24
Points lost on own serve	7	4	3	3	4	21	4	7	1	6	1	19
Most consecutive points won	3	6	2	4	3	6	4	3	4	3	4	4
Greatest deficit overcome	-	1	-	2	-	2	1	-	1	-	-	1
Handedness/Grip	Right/ - Right/						Right/ - Right/					

### Game Progress

1	HO TT / SIBLEY K (ENG)	*-0	1	*-1	2	*-4	4	*-5	6	*-7	7
	YING H / LEE WEI B (MAS)	0	*-1	3	*-4	4	*-6	7	*-8	9	11
2	HO TT / SIBLEY K (ENG)	0	*-1	2	*-4	6	*-7	7	*-9	10	11
	YING H / LEE WEI B (MAS)	*-0	1	*-2	2	*-2	3	*-5	5	*-6	6
3	HO TT / SIBLEY K (ENG)	0	1	*-2	3	*-3	4	*-4	5	5	
	YING H / LEE WEI B (MAS)	0	*-1	2	*-3	5	*-6	8	*-9	11	
4	HO TT / SIBLEY K (ENG)	0	*-2	3	*-3	4	*-4	6	*-8	9	11
	YING H / LEE WEI B (MAS)	*-0	0	*-1	3	*-4	6	*-6	6	*-7	7
5	HO TT / SIBLEY K (ENG)	*-0	1	*-1	2	*-2	4	*-5	6	*-6	6
	YING H / LEE WEI B (MAS)	0	*-1	3	*-4	6	*-6	7	*-8	10	11

### NOTES

"\*-." denotes first player of pair is server, "-\*" denotes second player of pair is server. The "Greatest deficit overcome" only applies when the pair ends up winning the game.

### LEGEND

WT Women's Team



## Detailed Team Match Results

England (ENG) **2 - 3** Malaysia (MAS)

**Match 4:** **DRINKHALL Joanna (ENG)** **3-0** **YING Ho (MAS)**

Match Summary		Match	Game 1	Game 2	Game 3	Game 4	Game 5
DRINKHALL Joanna	ENG	3	11	11	11		
YING Ho	MAS	0	8	8	3		
Duration		20min	6min	8min	5min		

Team Match No : WT53 Table : 1 Umpires : HO Fanny (AUS) FOOTE Ben (GGY)

Player Statistics	DRINKHALL Joanna (ENG)						YING Ho (MAS)					
	Game					Match	Game					Match
	1	2	3	4	5		1	2	3	4	5	
Points won	11	10	10			31	8	8	3			19
Biggest lead	3	3	8			8	3	2	-			3
Points won on own serve	6	5	6			17	4	4	2			10
Points lost on own serve	4	4	1			9	5	5	4			14
Most consecutive points won	3	4	6			6	3	4	1			4
Greatest deficit overcome	3	2	-			3	-	-	-			-
Handedness/Grip	Right/						Right/					

### Game Progress

1	DRINKHALL Joanna (ENG)	*0	0	*1	2	*4	5	*6	8	*8	10	11
	YING Ho (MAS)	0	*2	3	*4	4	*5	6	*6	8	*8	8
2	DRINKHALL Joanna (ENG)	0	*2	2	*2	3	*5	6	*7	9	*10	11
	YING Ho (MAS)	0	0	*2	4	*5	5	*6	7	*7	8	8
3	DRINKHALL Joanna (ENG)	0	2	*3	5	*7	8	*9	11			
	YING Ho (MAS)	0	*0	1	*1	1	*2	3	3			

### NOTES

"\*" denotes server. The "Greatest deficit overcome" only applies when the player ends up winning the game.

### LEGEND

WT Women's Team



## Detailed Team Match Results

England (ENG) **2 - 3** Malaysia (MAS)

**Match 5:** HO Tin-Tin (ENG) **2-3** SOCK KHIM Ng (MAS)

Match Summary		Match	Game 1	Game 2	Game 3	Game 4	Game 5
HO Tin-Tin	ENG	2	13	11	5	9	9
SOCK KHIM Ng	MAS	3	11	9	11	11	11
Duration		42min	8min	9min	6min	9min	10min

Team Match No : WT53 Table : 1 Umpires : HO Fanny (AUS) FOOTE Ben (GGY)

Player Statistics	HO Tin-Tin (ENG)						SOCK KHIM Ng (MAS)					
	Game					Match	Game					Match
	1	2	3	4	5		1	2	3	4	5	
Points won	13	10	5	9	8	45	11	9	10	10	11	51
Biggest lead	4	2	-	1	2	4	3	1	8	4	2	8
Points won on own serve	5	6	2	4	4	21	4	5	5	4	6	24
Points lost on own serve	7	4	5	6	5	27	8	4	3	5	4	24
Most consecutive points won	6	3	4	5	2	6	3	3	6	4	2	6
Greatest deficit overcome	3	1	-	-	-	3	-	-	-	1	2	2
Handedness/Grip	Right/						Right/					

### Game Progress

1	HO Tin-Tin (ENG)	*0	0	*1	2	*4	6	*8	8	*9	10	*10	10	*11	12	13
	SOCK KHIM Ng (MAS)	0	*2	3	*4	4	*4	4	*6	7	*8	10	*11	11	*11	11
2	HO Tin-Tin (ENG)	0	*2	2	*3	5	*6	7	*7	8	*9	11				
	SOCK KHIM Ng (MAS)	0	0	*2	3	*3	4	*5	7	*8	9	9				
3	HO Tin-Tin (ENG)	0	0	*0	0	*1	1	*3	5	5						
	SOCK KHIM Ng (MAS)	0	*2	4	*6	7	*9	9	*9	11						
4	HO Tin-Tin (ENG)	0	*0	1	*3	3	*3	5	*7	8	*9	9				
	SOCK KHIM Ng (MAS)	0	2	*3	3	*5	7	*7	7	*8	9	11				
5	HO Tin-Tin (ENG)	0	2	*2	3	*4	4	*5	6	*7	8	9				
	SOCK KHIM Ng (MAS)	0	*0	2	*3	4	*6	7	*8	9	*10	11				

### NOTES

"\*" denotes server. The "Greatest deficit overcome" only applies when the player ends up winning the game.

### LEGEND

WT Women's Team



## Detailed Team Match Results

### Australia (AUS) 3 - 0 Wales (WAL)

Team Match No : WT54 Table : 2 Umpires : FRASER Margot (ENG) le PAGE Tim (GGY)

Match 1			Match	Game 1	Game 2	Game 3	Game 4	Game 5
A	LAY Jian Fang	AUS	3	11	11	11		
X	CAREY Charlotte	WAL	0	8	9	6		
Duration of Match 1			19min	5min	6min	6min		

Match 2			Match	Game 1	Game 2	Game 3	Game 4	Game 5
B	MIAO Miao	AUS	3	5	8	11	11	12
Y	OWEN Naomi	WAL	2	11	11	8	5	10
Duration of Match 2			35min	4min	6min	7min	5min	9min

Match 3			Match	Game 1	Game 2	Game 3	Game 4	Game 5
C/B	ZHANG Z / MIAO M	AUS	3	11	13	11		
Z/X	THOMAS C / CAREY C	WAL	0	9	11	9		
Duration of Match 3			22min	6min	7min	6min		

Duration of Team Match	1h25min
------------------------	---------

Player Statistics	Australia (AUS)					Wales (WAL)						
	Match					Team Match	Match					Team Match
	1	2	3	4	5		1	2	3	4	5	
Points won	33	47	35			115	23	44	29			96
Biggest lead	5	6	3			6	2	6	3			6
Points won on own serve	20	24	17			61	15	23	14			52
Points lost on own serve	8	21	15			44	13	23	18			54
Most consecutive points won	4	7	4			7	5	6	4			6
Greatest deficit overcome	2	4	3			4	-	4	-			4

#### NOTES

The "Greatest deficit overcome" only applies when the player/pair ends up winning the game.

#### LEGEND

WT Women's Team



## Detailed Team Match Results

Australia (AUS) 3 - 0 Wales (WAL)

Match 1: LAY Jian Fang (AUS) 3-0 CAREY Charlotte (WAL)

Match Summary		Match	Game 1	Game 2	Game 3	Game 4	Game 5
LAY Jian Fang	AUS	3	11	11	11		
CAREY Charlotte	WAL	0	8	9	6		
	Duration	19min	5min	6min	6min		

Team Match No : WT54 Table : 2 Umpires : FRASER Margot (ENG) le PAGE Tim (GGY)

Player Statistics	LAY Jian Fang (AUS)						CAREY Charlotte (WAL)					
	Game					Match	Game					Match
	1	2	3	4	5		1	2	3	4	5	
Points won	11	11	11			33	8	9	6			23
Biggest lead	5	2	5			5	-	2	-			2
Points won on own serve	6	6	8			20	5	5	5			15
Points lost on own serve	3	4	1			8	5	5	3			13
Most consecutive points won	4	3	4			4	5	2	2			5
Greatest deficit overcome	-	2	-			2	-	-	-			-
Handedness/Grip	Right/Penholder						Left/					

### Game Progress

1	LAY Jian Fang (AUS)	0	*2	4	*5	6	*7	7	*7	9	*10	11
	CAREY Charlotte (WAL)	*0	0	*0	1	*2	3	*5	7	*7	8	8
2	LAY Jian Fang (AUS)	0	*1	2	*3	4	*4	6	*7	8	*10	11
	CAREY Charlotte (WAL)	*0	1	*2	3	*4	6	*6	7	*8	8	9
3	LAY Jian Fang (AUS)	*0	2	*2	4	*5	6	*7	9	*10	11	
	CAREY Charlotte (WAL)	0	*0	2	*2	3	*4	5	*5	6	6	

### NOTES

"\*" denotes server. The "Greatest deficit overcome" only applies when the player ends up winning the game.

### LEGEND

WT Women's Team



## Detailed Team Match Results

Australia (AUS) 3 - 0 Wales (WAL)

Match 2: MIAO Miao (AUS) 3-2 OWEN Naomi (WAL)

Match Summary		Match	Game 1	Game 2	Game 3	Game 4	Game 5
MIAO Miao	AUS	3	5	8	11	11	12
OWEN Naomi	WAL	2	11	11	8	5	10
Duration		35min	4min	6min	7min	5min	9min

Team Match No : WT54 Table : 2 Umpires : FRASER Margot (ENG) le PAGE Tim (GGY)

Player Statistics	MIAO Miao (AUS)						OWEN Naomi (WAL)					
	Game					Match	Game					Match
	1	2	3	4	5		1	2	3	4	5	
Points won	5	8	11	11	12	47	11	11	7	5	10	44
Biggest lead	1	4	4	6	2	6	6	3	3	-	4	6
Points won on own serve	3	4	6	6	5	24	6	6	4	3	4	23
Points lost on own serve	5	5	3	2	6	21	2	4	5	5	7	23
Most consecutive points won	1	5	7	5	6	7	4	6	3	2	3	6
Greatest deficit overcome	-	-	3	-	4	4	1	4	-	-	-	4
Handedness/Grip	Right/Shakehand						Right/					

### Game Progress

1	MIAO Miao (AUS)	*0	1	*2	3	*3	3	*4	5	5				
	OWEN Naomi (WAL)	0	*1	2	*3	5	*7	8	*9	11				
2	MIAO Miao (AUS)	0	*1	2	*4	6	*6	6	*6	7	*8	8		
	OWEN Naomi (WAL)	*0	1	*2	2	*2	4	*6	8	*9	10	11		
3	MIAO Miao (AUS)	0	0	*1	3	*5	7	*7	8	*9	10	11		
	OWEN Naomi (WAL)	0	*2	3	*3	3	*3	5	*6	7	*8	8		
4	MIAO Miao (AUS)	0	*2	3	*3	5	*6	7	*9	11				
	OWEN Naomi (WAL)	*0	0	*1	3	*3	4	*5	5	5				
5	MIAO Miao (AUS)	*0	1	*2	3	*4	4	*5	5	*6	8	*10	11	12
	OWEN Naomi (WAL)	0	*1	2	*3	4	*6	7	*9	10	*10	10	*10	10

### NOTES

"\*" denotes server. The "Greatest deficit overcome" only applies when the player ends up winning the game.

### LEGEND

WT Women's Team





### Detailed Team Match Results

Australia (AUS) 3 - 0 Wales (WAL)

Match 3: ZHANG Ziyu (AUS) 3-0 THOMAS Chloe (WAL)  
MIAO Miao CAREY Charlotte

Match Summary		Match	Game 1	Game 2	Game 3	Game 4	Game 5
ZHANG Ziyu / MIAO M	AUS	3	11	13	11		
THOMAS Chloe / CAREY C	WAL	0	9	11	9		
	Duration	22min	6min	7min	6min		

Team Match No : WT54 Table : 2 Umpires : FRASER Margot (ENG) le PAGE Tim (GGY)

Player Statistics	ZHANG Z / MIAO M (AUS)						THOMAS C / CAREY C (WAL)					
	Game					Match	Game					Match
	1	2	3	4	5		1	2	3	4	5	
Points won	11	13	11			35	9	11	9			29
Biggest lead	3	2	3			3	1	3	2			3
Points won on own serve	5	7	5			17	4	6	4			14
Points lost on own serve	5	5	5			15	6	6	6			18
Most consecutive points won	4	3	4			4	2	3	4			4
Greatest deficit overcome	1	3	2			3	-	-	-			-
Handedness/Grip	Right/Shakehand - Right/Shakehand						Right/ - Left/					

#### Game Progress

1	ZHANG Z / MIAO M (AUS)	*-0	1	*-2	3	*-4	5	*-7	8	*-9	10	11				
	THOMAS C / CAREY C (WAL)	0	*-1	2	*-3	4	*-5	5	*-6	7	*-8	9				
2	ZHANG Z / MIAO M (AUS)	0	*-0	1	*-2	4	*-4	5	*-6	7	*-9	10	*-11	11	*-12	13
	THOMAS C / CAREY C (WAL)	*-0	2	*-3	4	*-4	6	*-7	8	*-9	9	*-10	10	*-11	11	11
3	ZHANG Z / MIAO M (AUS)	*-0	2	*-3	3	*-4	5	*-6	6	*-8	10	11				
	THOMAS C / CAREY C (WAL)	0	*-0	1	*-3	4	*-5	6	*-8	8	*-8	9				

#### NOTES

"\*-." denotes first player of pair is server, "-\*" denotes second player of pair is server. The "Greatest deficit overcome" only applies when the pair ends up winning the game.

#### LEGEND

WT Women's Team



## Detailed Team Match Results

### Kenya (KEN) 0 - 3 Ghana (GHA)

Team Match No : WT47 Table : 3 Umpires : TITUS Denver (RSA) TONGE Karen (ENG)

Match 1			Match	Game 1	Game 2	Game 3	Game 4	Game 5
A	SHAH Jinita Azad Kumar	KEN	2	11	6	6	11	6
X	BORQUAYE Bernice	GHA	3	7	11	11	9	11
Duration of Match 1			32min	7min	5min	6min	7min	7min

Match 2			Match	Game 1	Game 2	Game 3	Game 4	Game 5
B	THAKKAR Sejal Dipan	KEN	1	12	6	3	5	
Y	KWABI Cynthia	GHA	3	10	11	11	11	
Duration of Match 2			20min	5min	5min	4min	4min	

Match 3			Match	Game 1	Game 2	Game 3	Game 4	Game 5
C/B	NJANI DM / THAKKAR SD	KEN	0	4	9	8		
Z/Y	BAAH-DANSO C / KWABI C	GHA	3	11	11	11		
Duration of Match 3			16min	5min	5min	5min		

Duration of Team Match	1h21min
------------------------	---------

Player Statistics	Kenya (KEN)					Ghana (GHA)						
	Match					Team Match	Match					Team Match
	1	2	3	4	5		1	2	3	4	5	
Points won	40	26	21			87	49	43	33			125
Biggest lead	4	3	4			4	6	8	7			8
Points won on own serve	16	14	12			42	22	22	17			61
Points lost on own serve	27	21	16			64	24	12	9			45
Most consecutive points won	3	3	4			4	8	6	4			8
Greatest deficit overcome	1	1	-			1	3	-	4			4

#### NOTES

The "Greatest deficit overcome" only applies when the player/pair ends up winning the game.

#### LEGEND

WT Women's Team



## Detailed Team Match Results

Kenya (KEN) 0 - 3 Ghana (GHA)

**Match 1:** SHAH Jinita Azad Kumar (KEN) 2-3 BORQUAYE Bernice (GHA)

Match Summary		Match	Game 1	Game 2	Game 3	Game 4	Game 5
SHAH Jinita Azad Kumar	KEN	2	11	6	6	11	6
BORQUAYE Bernice	GHA	3	7	11	11	9	11
Duration		32min	7min	5min	6min	7min	7min

Team Match No : WT47 Table : 3 Umpires : TITUS Denver (RSA) TONGE Karen (ENG)

Player Statistics	SHAH Jinita Azad Kumar (KEN)						BORQUAYE Bernice (GHA)					
	Game					Match	Game					Match
	1	2	3	4	5		1	2	3	4	5	
Points won	11	6	6	11	6	40	7	11	11	9	11	49
Biggest lead	4	1	3	2	-	4	-	5	5	1	6	6
Points won on own serve	4	3	3	5	1	16	3	5	6	4	4	22
Points lost on own serve	4	6	5	5	7	27	7	3	3	6	5	24
Most consecutive points won	3	3	2	2	2	3	2	6	8	3	4	8
Greatest deficit overcome	-	-	-	1	-	1	-	1	3	-	-	3
Handedness/Grip	/						Right/					

### Game Progress

1	SHAH Jinita Azad Kumar (KEN)	0	*2	3	*4	5	*7	8	*9	10	11	
	BORQUAYE Bernice (GHA)	*0	0	*1	2	*3	3	*4	5	*6	7	
2	SHAH Jinita Azad Kumar (KEN)	*0	0	*1	3	*4	5	*6	6	*6	6	
	BORQUAYE Bernice (GHA)	0	*2	3	*3	4	*5	6	*8	10	11	
3	SHAH Jinita Azad Kumar (KEN)	0	*1	3	*4	5	*6	6	*6	6	6	
	BORQUAYE Bernice (GHA)	*0	1	*1	2	*3	4	*6	8	*10	11	
4	SHAH Jinita Azad Kumar (KEN)	*0	1	*3	4	*5	5	*6	7	*8	10	11
	BORQUAYE Bernice (GHA)	0	*1	1	*2	3	*5	6	*7	8	*8	9
5	SHAH Jinita Azad Kumar (KEN)	0	*0	0	*2	2	*3	3	*5	6	6	
	BORQUAYE Bernice (GHA)	*0	2	*4	4	*6	7	*9	9	*10	11	

### NOTES

"\*" denotes server. The "Greatest deficit overcome" only applies when the player ends up winning the game.

### LEGEND

WT Women's Team



## Detailed Team Match Results

Kenya (KEN) 0 - 3 Ghana (GHA)

**Match 2:** THAKKAR Sejal Dipan (KEN) 1-3 KWABI Cynthia (GHA)

Match Summary		Match	Game 1	Game 2	Game 3	Game 4	Game 5
THAKKAR Sejal Dipan	KEN	1	12	6	3	5	
KWABI Cynthia	GHA	3	10	11	11	11	
Duration		20min	5min	5min	4min	4min	

Team Match No : WT47 Table : 3 Umpires : TITUS Denver (RSA) TONGE Karen (ENG)

Player Statistics	THAKKAR Sejal Dipan (KEN)						KWABI Cynthia (GHA)					
	Game					Match	Game					Match
	1	2	3	4	5		1	2	3	4	5	
Points won	12	6	3	5		26	10	11	11	11		43
Biggest lead	3	-	-	-		3	1	5	8	6		8
Points won on own serve	7	3	1	3		14	6	6	4	6		22
Points lost on own serve	4	5	7	5		21	5	3	2	2		12
Most consecutive points won	3	1	1	2		3	3	3	6	4		6
Greatest deficit overcome	1	-	-	-		1	-	-	-	-		-
Handedness/Grip	/						Right/					

### Game Progress

1	THAKKAR Sejal Dipan (KEN)	*0	1	*2	4	*5	6	*7	8	*8	9	*10	11	12
	KWABI Cynthia (GHA)	0	*1	2	*2	3	*4	5	*6	8	*9	10	*10	10
2	THAKKAR Sejal Dipan (KEN)	0	*0	1	*2	2	*3	4	*5	6	6			
	KWABI Cynthia (GHA)	*0	2	*3	4	*6	7	*8	9	*10	11			
3	THAKKAR Sejal Dipan (KEN)	*0	0	*1	2	*3	3	*3	3					
	KWABI Cynthia (GHA)	0	*2	3	*4	5	*7	9	11					
4	THAKKAR Sejal Dipan (KEN)	0	*0	1	*2	3	*3	4	*5	5				
	KWABI Cynthia (GHA)	*0	2	*3	4	*5	7	*8	9	11				

### NOTES

"\*" denotes server. The "Greatest deficit overcome" only applies when the player ends up winning the game.

### LEGEND

WT Women's Team



## Detailed Team Match Results

Kenya (KEN) 0 - 3 Ghana (GHA)

**Match 3:** NJANI Della Mgenya (KEN) 0-3 BAAH-DANSO Celia (GHA)  
THAKKAR Sejal Dipan KWABI Cynthia

Match Summary		Match	Game 1	Game 2	Game 3	Game 4	Game 5
NJANI Della Mgenya / THAKKAR SD	KEN	0	4	9	8		
BAAH-DANSO Celia / KWABI C	GHA	3	11	11	11		
Duration		16min	5min	5min	5min		

Team Match No : WT47 Table : 3 Umpires : TITUS Denver (RSA) TONGE Karen (ENG)

Player Statistics	NJANI DM / THAKKAR SD (KEN)						BAAH-DANSO C / KWABI C (GHA)					
	Game					Match	Game					Match
	1	2	3	4	5		1	2	3	4	5	
Points won	4	9	8			21	11	11	11			33
Biggest lead	2	4	-			4	7	3	3			7
Points won on own serve	2	6	4			12	5	7	5			17
Points lost on own serve	6	4	6			16	2	3	4			9
Most consecutive points won	2	4	2			4	4	4	2			4
Greatest deficit overcome	-	-	-			-	2	4	-			4
Handedness/Grip	/ - /						Right/ - Right/					

### Game Progress

1	NJANI DM / THAKKAR SD (KEN)	*-0	2	*-2	2	*-3	3	*-4	4	4		
	BAAH-DANSO C / KWABI C (GHA)	0	*-0	2	*-4	5	*-7	8	*-10	11		
2	NJANI DM / THAKKAR SD (KEN)	0	*-2	4	*-4	5	*-5	6	*-6	7	*-8	9
	BAAH-DANSO C / KWABI C (GHA)	*-0	0	*-0	2	*-3	5	*-6	8	*-9	10	11
3	NJANI DM / THAKKAR SD (KEN)	*-0	1	*-2	2	*-3	4	*-5	6	*-7	8	8
	BAAH-DANSO C / KWABI C (GHA)	0	*-1	2	*-4	5	*-6	7	*-8	9	*-10	11

### NOTES

"\*-." denotes first player of pair is server, "-\*" denotes second player of pair is server. The "Greatest deficit overcome" only applies when the pair ends up winning the game.

### LEGEND

WT Women's Team



## Detailed Team Match Results

### Mauritius (MRI) 0 - 3 Northern Ireland (NIR)

Team Match No : WT48 Table : 5 Umpires : HO Roger (SIN) CURTIS Neil (ENG)

Match 1			Match	Game 1	Game 2	Game 3	Game 4	Game 5
A	CHOWREE Isabelle	MRI	2	11	9	6	14	6
X	MOGEY Amanda	NIR	3	5	11	11	12	11
Duration of Match 1			30min	4min	5min	4min	8min	5min

Match 2			Match	Game 1	Game 2	Game 3	Game 4	Game 5
B	GUKHOOL Widaad	MRI	0	8	8	9		
Y	GIVAN Ashley	NIR	3	11	11	11		
Duration of Match 2			17min	5min	5min	6min		

Match 3			Match	Game 1	Game 2	Game 3	Game 4	Game 5
C/B	WONG YUEN KWON / GUKHOOL W	MRI	2	11	5	8	11	9
Z/Y	LUDLOW E / GIVAN A	NIR	3	7	11	11	9	11
Duration of Match 3			31min	5min	4min	6min	6min	6min

Duration of Team Match	1h28min
------------------------	---------

Player Statistics	Mauritius (MRI)					Northern Ireland (NIR)						
	Match				Team	Match				Team		
	1	2	3	4	5	Match	1	2	3	4	5	Match
Points won	46	25	44			115	50	33	48			131
Biggest lead	6	4	4			6	7	3	7			7
Points won on own serve	23	11	20			54	26	15	23			64
Points lost on own serve	24	18	25			67	23	14	24			61
Most consecutive points won	6	3	4			6	4	4	5			5
Greatest deficit overcome	3	-	3			3	-	4	2			4

#### NOTES

The "Greatest deficit overcome" only applies when the player/pair ends up winning the game.

#### LEGEND

WT Women's Team



## Detailed Team Match Results

Mauritius (MRI) **0 - 3** Northern Ireland (NIR)

**Match 1:** CHOWREE Isabelle (MRI) **2-3** MOGEY Amanda (NIR)

Match Summary		Match	Game 1	Game 2	Game 3	Game 4	Game 5
CHOWREE Isabelle	MRI	2	11	9	6	14	6
MOGEY Amanda	NIR	3	5	11	11	12	11
Duration		30min	4min	5min	4min	8min	5min

Team Match No : WT48 Table : 5 Umpires : HO Roger (SIN) CURTIS Neil (ENG)

Player Statistics	CHOWREE Isabelle (MRI)						MOGEY Amanda (NIR)					
	Game					Match	Game					Match
	1	2	3	4	5		1	2	3	4	5	
Points won	11	9	6	14	6	46	5	11	11	12	11	50
Biggest lead	6	-	-	4	-	6	3	7	5	1	5	7
Points won on own serve	6	5	2	7	3	23	3	6	5	6	6	26
Points lost on own serve	2	5	6	6	5	24	5	4	4	7	3	23
Most consecutive points won	6	5	2	4	2	6	3	4	3	4	4	4
Greatest deficit overcome	3	-	-	1	-	3	-	-	-	-	-	-
Handedness/Grip	Right/						Right/					

### Game Progress

1	CHOWREE Isabelle (MRI)	0	*0	1	*3	4	*6	8	*9	11	MOGEY Amanda (NIR)	*0	2	*3	3	*4	4	*4	5	5																
2	CHOWREE Isabelle (MRI)	*0	0	*0	1	*1	2	*4	6	*7	8	9	MOGEY Amanda (NIR)	0	*2	4	*5	7	*8	8	*8	9	*10	11												
3	CHOWREE Isabelle (MRI)	0	*0	1	*3	4	*5	5	*6	6	6	MOGEY Amanda (NIR)	*0	2	*3	3	*4	5	*7	8	*10	11														
4	CHOWREE Isabelle (MRI)	*0	1	*2	4	*5	6	*8	8	*9	10	*10	10	*11	12	*12	13	14	MOGEY Amanda (NIR)	0	*1	2	*2	3	*4	4	*6	7	*8	10	*11	11	*11	12	*12	12
5	CHOWREE Isabelle (MRI)	0	*1	1	*1	2	*3	4	*5	6	6	MOGEY Amanda (NIR)	*0	1	*3	5	*6	7	*8	9	*10	11														

### NOTES

"\*" denotes server. The "Greatest deficit overcome" only applies when the player ends up winning the game.

### LEGEND

WT Women's Team



## Detailed Team Match Results

Mauritius (MRI) **0 - 3** Northern Ireland (NIR)

**Match 2:** GUKHOOL Widaad (MRI) **0-3** GIVAN Ashley (NIR)

Match Summary		Match	Game 1	Game 2	Game 3	Game 4	Game 5
GUKHOOL Widaad	MRI	0	8	8	9		
GIVAN Ashley	NIR	3	11	11	11		
Duration		17min	5min	5min	6min		

Team Match No : WT48 Table : 5 Umpires : HO Roger (SIN) CURTIS Neil (ENG)

Player Statistics	GUKHOOL Widaad (MRI)						GIVAN Ashley (NIR)					
	Game					Match	Game					Match
	1	2	3	4	5		1	2	3	4	5	
Points won	8	8	9			25	11	11	11			33
Biggest lead	4	1	1			4	3	3	2			3
Points won on own serve	5	3	3			11	6	5	4			15
Points lost on own serve	5	6	7			18	3	5	6			14
Most consecutive points won	3	3	2			3	4	3	2			4
Greatest deficit overcome	-	-	-			-	4	1	1			4
Handedness/Grip	Right/						Right/					

### Game Progress

1	GUKHOOL Widaad (MRI)	*0	2	*3	5	*5	5	*6	6	*7	8	8
	GIVAN Ashley (NIR)	0	*0	1	*1	3	*5	6	*8	9	*10	11
2	GUKHOOL Widaad (MRI)	0	*1	2	*3	4	*4	5	*7	7	*8	8
	GIVAN Ashley (NIR)	*0	1	*2	3	*4	6	*7	7	*9	10	11
3	GUKHOOL Widaad (MRI)	*0	0	*2	3	*4	5	*6	7	*8	8	9
	GIVAN Ashley (NIR)	0	*2	2	*3	4	*5	6	*7	8	*10	11

### NOTES

"\*" denotes server. The "Greatest deficit overcome" only applies when the player ends up winning the game.

### LEGEND

WT Women's Team





## Detailed Team Match Results

Mauritius (MRI) 0 - 3 Northern Ireland (NIR)

**Match 3:** WONG YUEN KWONG Deborah (MRI) 2-3 LUDLOW Emma (NIR)  
GUKHOOL Widaad GIVAN Ashley

Match Summary		Match	Game 1	Game 2	Game 3	Game 4	Game 5
WONG YUEN KWON / GUKHOOL W	MRI	2	11	5	8	11	9
LUDLOW Emma / GIVAN A	NIR	3	7	11	11	9	11
Duration		31min	5min	4min	6min	6min	6min

Team Match No : WT48 Table : 5 Umpires : HO Roger (SIN) CURTIS Neil (ENG)

Player Statistics	WONG YUEN KWONG D / GUKHOOL W (MRI)						LUDLOW E / GIVAN A (NIR)					
	Game					Match	Game					Match
	1	2	3	4	5		1	2	3	4	5	
Points won	11	5	8	11	9	44	7	11	10	9	11	48
Biggest lead	4	-	-	2	2	4	-	7	6	3	2	7
Points won on own serve	5	1	4	7	3	20	4	4	5	6	4	23
Points lost on own serve	3	7	5	3	7	25	6	4	4	4	6	24
Most consecutive points won	3	3	4	4	2	4	3	5	4	2	4	5
Greatest deficit overcome	-	-	-	3	-	3	-	-	-	-	2	2
Handedness/Grip	Right/ - Right/						Right/ - Right/					

### Game Progress

1	WONG YUEN KWONG D / GUKHOOL W (MRI)	0	*-1	3	*-4	4	*-5	7	*-8	9	11	
	LUDLOW E / GIVAN A (NIR)	*-0	1	*-1	2	*-4	5	*-5	6	*-7	7	
2	WONG YUEN KWONG D / GUKHOOL W (MRI)	*-0	0	*-1	1	*-1	2	*-4	4	5		
	LUDLOW E / GIVAN A (NIR)	0	*-2	3	*-5	7	*-8	8	*-10	11		
3	WONG YUEN KWONG D / GUKHOOL W (MRI)	0	*-1	1	*-1	2	*-3	4	*-4	6	*-8	8
	LUDLOW E / GIVAN A (NIR)	0	1	*-3	5	*-6	7	*-8	10	*-10	10	11
4	WONG YUEN KWONG D / GUKHOOL W (MRI)	*-0	0	*-1	2	*-3	5	*-5	7	*-7	9	11
	LUDLOW E / GIVAN A (NIR)	0	*-2	3	*-4	5	*-5	7	*-7	9	*-9	9
5	WONG YUEN KWONG D / GUKHOOL W (MRI)	0	*-2	2	*-4	5	*-6	6	*-6	7	*-8	9
	LUDLOW E / GIVAN A (NIR)	*-0	0	*-2	2	*-3	4	*-6	8	*-9	10	11

### NOTES

"\*-." denotes first player of pair is server, "-\*" denotes second player of pair is server. The "Greatest deficit overcome" only applies when the pair ends up winning the game.

### LEGEND

WT Women's Team



## Detailed Team Match Results

### Barbados (BAR) 2 - 3 Jamaica (JAM)

Team Match No : WT49 Table : 10 Umpires : WANG Luan Foon (MAS) WILLIAMS Jackie (WAL)

Match 1			Match	Game 1	Game 2	Game 3	Game 4	Game 5
A	<b>FELIX Sherrice</b>	BAR	3	11	11	11		
X	CLARE Shenique	JAM	0	4	9	9		
Duration of Match 1			15min	4min	6min	6min		

Match 2			Match	Game 1	Game 2	Game 3	Game 4	Game 5
B	HARVEY Krystle	BAR	1	2	11	9	9	
Y	<b>FOSTER Yvonne</b>	JAM	3	11	8	11	11	
Duration of Match 2			19min	3min	5min	5min	6min	

Match 3			Match	Game 1	Game 2	Game 3	Game 4	Game 5
C/A	<b>RILEY A / FELIX S</b>	BAR	3	11	11	7	11	
Z/Y	LEWIS D / FOSTER Y	JAM	1	6	6	11	9	
Duration of Match 3			23min	4min	4min	5min	5min	

Match 4			Match	Game 1	Game 2	Game 3	Game 4	Game 5
B	HARVEY Krystle	BAR	1	8	11	9	5	
Z	<b>LEWIS Dadrian</b>	JAM	3	11	6	11	11	
Duration of Match 4			17min	4min	4min	5min	4min	

Match 5			Match	Game 1	Game 2	Game 3	Game 4	Game 5
C	RILEY Anthonette	BAR	1	12	8	3	9	
X	<b>CLARE Shenique</b>	JAM	3	10	11	11	11	
Duration of Match 5			20min	5min	5min	4min	6min	

Duration of Team Match	<b>1h55min</b>
------------------------	----------------

Player Statistics	Barbados (BAR)						Jamaica (JAM)					
	Match					Team Match	Match					Team Match
	1	2	3	4	5		1	2	3	4	5	
Points won	33	29	39	32	31	164	20	40	32	39	41	172
Biggest lead	7	5	5	5	5	7	3	9	4	6	8	9
Points won on own serve	15	14	23	17	17	86	8	20	18	21	21	88
Points lost on own serve	12	20	14	18	20	84	18	15	16	15	14	78
Most consecutive points won	5	5	9	5	5	9	4	5	6	6	7	7
Greatest deficit overcome	3	3	4	1	1	4	-	5	-	1	5	5

#### NOTES

The "Greatest deficit overcome" only applies when the player/pair ends up winning the game.

#### LEGEND

WT Women's Team



## Detailed Team Match Results

Barbados (BAR) **2 - 3** Jamaica (JAM)

**Match 1:** **FELIX Sherrice (BAR)** **3-0** CLARE Shenique (JAM)

Match Summary		Match	Game 1	Game 2	Game 3	Game 4	Game 5
FELIX Sherrice	BAR	3	11	11	11		
CLARE Shenique	JAM	0	4	9	9		
Duration		15min	4min	6min	6min		

Team Match No : WT49 Table : 10 Umpires : WANG Luan Foon (MAS) WILLIAMS Jackie (WAL)

Player Statistics	FELIX Sherrice (BAR)						CLARE Shenique (JAM)					
	Game					Match	Game					Match
	1	2	3	4	5		1	2	3	4	5	
Points won	11	11	11			33	4	8	8			20
Biggest lead	7	2	2			7	-	1	3			3
Points won on own serve	6	4	5			15	2	2	4			8
Points lost on own serve	2	6	4			12	5	7	6			18
Most consecutive points won	5	2	4			5	1	3	4			4
Greatest deficit overcome	-	1	3			3	-	-	-			-
Handedness/Grip	Left/						/					

### Game Progress

1	FELIX Sherrice (BAR)	*0	2	*3	4	*6	8	*9	10	11		
	CLARE Shenique (JAM)	0	*0	1	*2	2	*2	3	*4	4		
2	FELIX Sherrice (BAR)	0	*1	2	*3	4	*6	6	*7	8	*10	11
	CLARE Shenique (JAM)	0	1	*2	3	*4	4	*6	7	*8	8	9
3	FELIX Sherrice (BAR)	0	1	*2	2	*3	5	*6	7	*8	9	11
	CLARE Shenique (JAM)	0	*1	2	*4	5	*5	6	*7	8	*9	9

### NOTES

"\*" denotes server. The "Greatest deficit overcome" only applies when the player ends up winning the game.

### LEGEND

WT Women's Team



## Detailed Team Match Results

Barbados (BAR) 2 - 3 Jamaica (JAM)

**Match 2:** HARVEY Krystle (BAR) 1-3 FOSTER Yvonne (JAM)

Match Summary		Match	Game 1	Game 2	Game 3	Game 4	Game 5
HARVEY Krystle	BAR	1	2	11	9	9	
FOSTER Yvonne	JAM	3	11	8	11	11	
Duration		19min	3min	5min	5min	6min	

Team Match No : WT49 Table : 10 Umpires : WANG Luan Foon (MAS) WILLIAMS Jackie (WAL)

Player Statistics	HARVEY Krystle (BAR)						FOSTER Yvonne (JAM)					
	Game					Match	Game					Match
	1	2	3	4	5		1	2	3	4	5	
Points won	2	11	8	8		29	11	7	11	11		40
Biggest lead	-	3	5	3		5	9	3	2	2		9
Points won on own serve	1	4	3	6		14	6	2	4	8		20
Points lost on own serve	5	5	7	3		20	1	7	5	2		15
Most consecutive points won	1	4	5	3		5	5	3	4	3		5
Greatest deficit overcome	-	3	-	-		3	-	-	5	3		5
Handedness/Grip	Right/						/					

### Game Progress

1	HARVEY Krystle (BAR)	0	*1	1	*1	2	*2	2	2			
	FOSTER Yvonne (JAM)	*0	1	*3	5	*6	8	*10	11			
2	HARVEY Krystle (BAR)	0	0	*1	2	*4	5	*7	8	*9	10	11
	FOSTER Yvonne (JAM)	0	*2	3	*4	4	*5	5	*6	7	*8	8
3	HARVEY Krystle (BAR)	0	*2	4	*5	6	*7	7	*8	8	*9	9
	FOSTER Yvonne (JAM)	0	0	*0	1	*2	3	*5	6	*8	9	11
4	HARVEY Krystle (BAR)	0	2	*3	4	*4	6	*6	7	*8	9	9
	FOSTER Yvonne (JAM)	0	*0	1	*2	4	*4	6	*7	8	*9	11

### NOTES

"\*" denotes server. The "Greatest deficit overcome" only applies when the player ends up winning the game.

### LEGEND

WT Women's Team



## Detailed Team Match Results

Barbados (BAR) **2 - 3** Jamaica (JAM)

**Match 3:** **RILEY Anthonette (BAR)** **3-1** LEWIS Dadrian (JAM)  
**FELIX Sherrice** FOSTER Yvonne

Match Summary		Match	Game 1	Game 2	Game 3	Game 4	Game 5
RILEY Anthonette / FELIX S	BAR	3	11	11	7	11	
LEWIS Dadrian / FOSTER Y	JAM	1	6	6	11	9	
	Duration	23min	4min	4min	5min	5min	

Team Match No : WT49 Table : 10 Umpires : WANG Luan Foon (MAS) WILLIAMS Jackie (WAL)

Player Statistics	RILEY A / FELIX S (BAR)						LEWIS D / FOSTER Y (JAM)					
	Game					Match	Game					Match
	1	2	3	4	5		1	2	3	4	5	
Points won	11	11	7	10		39	6	6	11	9		32
Biggest lead	5	5	-	3		5	4	2	4	1		4
Points won on own serve	7	5	5	6		23	4	3	6	5		18
Points lost on own serve	2	3	5	4		14	4	6	2	4		16
Most consecutive points won	9	3	3	3		9	6	2	3	4		6
Greatest deficit overcome	4	2	-	1		4	-	-	-	-		-
Handedness/Grip	Right/ - Left/						/ - /					

### Game Progress

1	RILEY A / FELIX S (BAR)	*-0	2	*-2	2	*-2	4	*-6	8	*-10	11	
	LEWIS D / FOSTER Y (JAM)	0	*-0	2	*-4	6	*-6	6	*-6	6	6	
2	RILEY A / FELIX S (BAR)	0	*-0	2	*-3	4	*-6	7	*-9	10	11	
	LEWIS D / FOSTER Y (JAM)	*-0	2	*-2	3	*-4	4	*-5	5	*-6	6	
3	RILEY A / FELIX S (BAR)	*-0	0	*-1	3	*-3	4	*-5	6	*-6	7	
	LEWIS D / FOSTER Y (JAM)	0	*-2	3	*-3	5	*-6	7	*-8	10	11	
4	RILEY A / FELIX S (BAR)	0	*-1	2	*-3	5	*-6	7	*-7	8	*-10	11
	LEWIS D / FOSTER Y (JAM)	0	1	*-2	3	*-3	4	*-5	7	*-8	8	9

### NOTES

"\*-." denotes first player of pair is server, "-\*" denotes second player of pair is server. The "Greatest deficit overcome" only applies when the pair ends up winning the game.

### LEGEND

WT Women's Team



## Detailed Team Match Results

Barbados (BAR) 2 - 3 Jamaica (JAM)

**Match 4:** HARVEY Krystle (BAR) 1-3 LEWIS Dadrian (JAM)

Match Summary		Match	Game 1	Game 2	Game 3	Game 4	Game 5
HARVEY Krystle	BAR	1	8	11	9	5	
LEWIS Dadrian	JAM	3	11	6	11	11	
Duration		17min	4min	4min	5min	4min	

Team Match No : WT49 Table : 10 Umpires : WANG Luan Foon (MAS) WILLIAMS Jackie (WAL)

Player Statistics	HARVEY Krystle (BAR)						LEWIS Dadrian (JAM)					
	Game					Match	Game					Match
	1	2	3	4	5		1	2	3	4	5	
Points won	8	11	9	4		32	11	6	11	11		39
Biggest lead	-	5	-	1		5	4	1	5	6		6
Points won on own serve	4	6	5	2		17	6	3	6	6		21
Points lost on own serve	5	3	5	5		18	4	5	4	2		15
Most consecutive points won	3	5	3	4		5	3	2	4	6		6
Greatest deficit overcome	-	1	-	-		1	-	-	-	1		1
Handedness/Grip	Right/						/					

### Game Progress

1	HARVEY Krystle (BAR)	0	*0	1	*2	3	*3	4	*6	7	*8	8
	LEWIS Dadrian (JAM)	*0	2	*3	4	*5	7	*8	8	*9	10	11
2	HARVEY Krystle (BAR)	*0	1	*2	3	*5	6	*6	8	*10	11	
	LEWIS Dadrian (JAM)	0	*1	2	*3	3	*4	6	*6	6	6	
3	HARVEY Krystle (BAR)	0	*0	0	*2	3	*3	4	*5	7	*8	9
	LEWIS Dadrian (JAM)	*0	2	*4	4	*5	7	*8	9	*9	10	11
4	HARVEY Krystle (BAR)	0	1	*1	1	*3	5	*5	5	5	5	
	LEWIS Dadrian (JAM)	0	*1	3	*5	5	*5	7	*9	11		

### NOTES

"\*" denotes server. The "Greatest deficit overcome" only applies when the player ends up winning the game.

### LEGEND

WT Women's Team



## Detailed Team Match Results

Barbados (BAR) 2 - 3 Jamaica (JAM)

**Match 5:** RILEY Anthonette (BAR) 1-3 CLARE Shenique (JAM)

Match Summary		Match	Game 1	Game 2	Game 3	Game 4	Game 5
RILEY Anthonette	BAR	1	12	8	3	9	
CLARE Shenique	JAM	3	10	11	11	11	
Duration		20min	5min	5min	4min	6min	

Team Match No : WT49 Table : 10 Umpires : WANG Luan Foon (MAS) WILLIAMS Jackie (WAL)

Player Statistics	RILEY Anthonette (BAR)						CLARE Shenique (JAM)					
	Game					Match	Game					Match
	1	2	3	4	5		1	2	3	4	5	
Points won	12	7	3	9		31	10	11	10	10		41
Biggest lead	3	1	-	5		5	1	3	8	2		8
Points won on own serve	7	4	1	5		17	6	6	4	5		21
Points lost on own serve	4	5	6	5		20	5	3	2	4		14
Most consecutive points won	4	4	2	5		5	3	4	6	7		7
Greatest deficit overcome	1	-	-	-		1	-	1	-	5		5
Handedness/Grip	Right/						/					

### Game Progress

1	RILEY Anthonette (BAR)	*0	1	*3	4	*4	5	*7	8	*8	10	*10	11	12
	CLARE Shenique (JAM)	0	*1	1	*2	4	*5	5	*6	8	*8	10	*10	10
2	RILEY Anthonette (BAR)	0	*1	1	*2	4	*5	6	*6	7	*8	8		
	CLARE Shenique (JAM)	0	1	*3	4	*4	5	*6	8	*9	10	11		
3	RILEY Anthonette (BAR)	0	0	*0	0	*2	2	*2	3					
	CLARE Shenique (JAM)	0	*2	4	*6	6	*8	10	11					
4	RILEY Anthonette (BAR)	0	*0	2	*3	4	*6	8	*9	9	*9	9		
	CLARE Shenique (JAM)	0	2	*2	3	*4	4	*4	5	*7	9	11		

### NOTES

"\*" denotes server. The "Greatest deficit overcome" only applies when the player ends up winning the game.

### LEGEND

WT Women's Team



## Detailed Team Match Results

**Scotland (SCO) 3 - 0 United Republic of Tanzania (TAN)**

Team Match No : WT50 Table : 8 Umpires : PETERS John (NGR) CHIN Kenny (MAS)

Match 1			Match	Game 1	Game 2	Game 3	Game 4	Game 5
A	<b>FLAWS Lynda</b>	SCO	3	12	11	11		
X	NGODOKI Agnes Wiron	TAN	0	10	5	3		
Duration of Match 1			13min	5min	3min	3min		

Match 2			Match	Game 1	Game 2	Game 3	Game 4	Game 5
B	<b>EDWARDS Gillian</b>	SCO	3	11	11	11		
Y	MWAISYULA Neema Dennis	TAN	0	8	2	5		
Duration of Match 2			13min	5min	3min	4min		

Match 3			Match	Game 1	Game 2	Game 3	Game 4	Game 5
C/A	<b>WHITAKER C / FLAWS L</b>	SCO	3	11	11	11		
Z/Y	MOHAMED MA / MWAISYULA ND	TAN	0	7	7	3		
Duration of Match 3			15min	5min	4min	4min		

Duration of Team Match	<b>50min</b>
------------------------	--------------

Player Statistics	Scotland (SCO)					United Republic of Tanzania (TAN)						
	Match					Team Match	Match					Team Match
	1	2	3	4	5		1	2	3	4	5	
Points won	34	32	33			99	18	15	16			49
Biggest lead	8	9	8			9	1	5	2			5
Points won on own serve	15	18	16			49	8	9	8			25
Points lost on own serve	10	6	8			24	19	14	17			50
Most consecutive points won	5	9	7			9	4	4	2			4
Greatest deficit overcome	1	5	2			5	-	-	-			-

### NOTES

The "Greatest deficit overcome" only applies when the player/pair ends up winning the game.

### LEGEND

**WT** Women's Team





## Detailed Team Match Results

Scotland (SCO) 3 - 0 United Republic of Tanzania (TAN)

Match 1: **FLAWS Lynda (SCO) 3-0** NGODOKI Agnes Wiron (TAN)

Match Summary		Match	Game 1	Game 2	Game 3	Game 4	Game 5
FLAWS Lynda	SCO	3	12	11	11		
NGODOKI Agnes Wiron	TAN	0	10	5	3		
	Duration	13min	5min	3min	3min		

Team Match No : WT50 Table : 8 Umpires : PETERS John (NGR) CHIN Kenny (MAS)

Player Statistics	FLAWS Lynda (SCO)						NGODOKI Agnes Wiron (TAN)					
	Game					Match	Game					Match
	1	2	3	4	5		1	2	3	4	5	
Points won	12	11	11			34	10	5	3			18
Biggest lead	4	6	8			8	-	1	-			1
Points won on own serve	5	5	5			15	4	2	2			8
Points lost on own serve	6	3	1			10	7	6	6			19
Most consecutive points won	3	5	5			5	4	2	2			4
Greatest deficit overcome	-	1	-			1	-	-	-			-
Handedness/Grip	Right/						/					

### Game Progress

1	FLAWS Lynda (SCO)	0	*2	3	*5	6	*6	7	*9	10	*10	10	*11	12
	NGODOKI Agnes Wiron (TAN)	*0	0	*1	1	*2	4	*5	5	*6	8	*10	10	10
2	FLAWS Lynda (SCO)	*0	1	*3	4	*6	8	*8	9	11				
	NGODOKI Agnes Wiron (TAN)	0	*1	1	*2	2	*2	4	*5	5				
3	FLAWS Lynda (SCO)	0	*2	4	*5	6	*7	9	11					
	NGODOKI Agnes Wiron (TAN)	*0	0	*0	1	*2	3	*3	3					

### NOTES

"\*" denotes server. The "Greatest deficit overcome" only applies when the player ends up winning the game.

### LEGEND

WT Women's Team



## Detailed Team Match Results

Scotland (SCO) 3 - 0 United Republic of Tanzania (TAN)

Match 2: EDWARDS Gillian (SCO) 3-0 MWAISYULA Neema Dennis (TAN)

Match Summary		Match	Game 1	Game 2	Game 3	Game 4	Game 5
EDWARDS Gillian	SCO	3	11	11	11		
MWAISYULA Neema Dennis	TAN	0	8	2	5		
Duration		13min	5min	3min	4min		

Team Match No : WT50 Table : 8 Umpires : PETERS John (NGR) CHIN Kenny (MAS)

Player Statistics	EDWARDS Gillian (SCO)						MWAISYULA Neema Dennis (TAN)					
	Game					Match	Game					Match
	1	2	3	4	5		1	2	3	4	5	
Points won	11	11	10			32	8	2	5			15
Biggest lead	3	9	6			9	5	1	-			5
Points won on own serve	5	6	7			18	4	1	4			9
Points lost on own serve	4	1	1			6	6	5	3			14
Most consecutive points won	6	9	3			9	4	1	2			4
Greatest deficit overcome	5	1	-			5	-	-	-			-
Handedness/Grip	Right/						/					

### Game Progress

1	EDWARDS Gillian (SCO)	0	*1	1	*2	2	*3	5	*6	8	*10	11
	MWAISYULA Neema Dennis (TAN)	*0	1	*3	4	*6	7	*7	8	*8	8	8
2	EDWARDS Gillian (SCO)	*0	1	*3	5	*7	9	*10	11			
	MWAISYULA Neema Dennis (TAN)	0	*1	1	*1	1	*1	2	2			
3	EDWARDS Gillian (SCO)	0	*1	3	*4	6	*7	8	*9	11		
	MWAISYULA Neema Dennis (TAN)	0	1	*1	2	*2	3	*4	5	5		

### NOTES

"\*" denotes server. The "Greatest deficit overcome" only applies when the player ends up winning the game.

### LEGEND

WT Women's Team



## Detailed Team Match Results

Scotland (SCO) 3 - 0 United Republic of Tanzania (TAN)

**Match 3:** WHITAKER Corinna (SCO) 3-0 MOHAMED Mwamvita A (TAN)  
FLAWS Lynda MWAISYULA Neema Dennis

Match Summary		Match	Game 1	Game 2	Game 3	Game 4	Game 5
WHITAKER Corinna / FLAWS L	SCO	3	11	11	11		
MOHAMED Mwamvita A / MWAISYULA ND	TAN	0	7	7	3		
Duration		15min	5min	4min	4min		

Team Match No : WT50 Table : 8 Umpires : PETERS John (NGR) CHIN Kenny (MAS)

Player Statistics	WHITAKER C / FLAWS L (SCO)						MOHAMED MA / MWAISYULA ND (TAN)					
	Game					Match	Game					Match
	1	2	3	4	5		1	2	3	4	5	
Points won	11	11	11			33	7	7	2			16
Biggest lead	4	4	8			8	1	-	2			2
Points won on own serve	5	5	6			16	4	2	2			8
Points lost on own serve	3	5	0			8	6	6	5			17
Most consecutive points won	3	3	7			7	2	2	2			2
Greatest deficit overcome	1	-	2			2	-	-	-			-
Handedness/Grip	Right/ - Right/						/ - /					

### Game Progress

1	WHITAKER C / FLAWS L (SCO)	0	*-1	2	*-3	4	*-5	7	*-8	9	11
	MOHAMED MA / MWAISYULA ND (TAN)	*-0	1	*-2	3	*-4	5	*-5	6	*-7	7
2	WHITAKER C / FLAWS L (SCO)	*-0	2	*-2	3	*-5	5	*-7	8	*-10	11
	MOHAMED MA / MWAISYULA ND (TAN)	0	*-0	2	*-3	3	*-5	5	*-6	6	7
3	WHITAKER C / FLAWS L (SCO)	0	*-0	2	*-4	6	*-7	9	11		
	MOHAMED MA / MWAISYULA ND (TAN)	0	2	*-2	2	*-2	3	*-3	3		

### NOTES

"\*-." denotes first player of pair is server, "-\*" denotes second player of pair is server. The "Greatest deficit overcome" only applies when the pair ends up winning the game.

### LEGEND

WT Women's Team



## Detailed Team Match Results

### India (IND) 1 - 3 Singapore (SIN)

Team Match No : WT57 Table : 1 Umpires : CHIN Kenny (MAS) FOOTE Ben (GGY)

Match 1			Match	Game 1	Game 2	Game 3	Game 4	Game 5
A	KUMARESAN Shamini	IND	0	1	11	5		
X	FENG Tianwei	SIN	3	11	13	11		
Duration of Match 1			19min	4min	9min	5min		

Match 2			Match	Game 1	Game 2	Game 3	Game 4	Game 5
B	BATRA Manika	IND	3	11	5	11	5	11
Y	YU Mengyu	SIN	2	7	11	8	11	7
Duration of Match 2			38min	6min	6min	7min	6min	8min

Match 3			Match	Game 1	Game 2	Game 3	Game 4	Game 5
C/A	PATKAR MS / KUMARESAN S	IND	0	9	7	5		
Z/Y	LIN Y / YU M	SIN	3	11	11	11		
Duration of Match 3			21min	6min	6min	5min		

Match 4			Match	Game 1	Game 2	Game 3	Game 4	Game 5
B	BATRA Manika	IND	1	9	11	6	5	
Z	LIN Ye	SIN	3	11	9	11	11	
Duration of Match 4			31min	7min	7min	7min	6min	

Duration of Team Match	2h4min
------------------------	--------

Player Statistics	India (IND)					Team Match	Singapore (SIN)					Team Match
	Match						Match					
	1	2	3	4	5		1	2	3	4	5	
Points won	17	43	21	31		112	35	43	33	40		151
Biggest lead	1	5	1	5		5	10	6	6	6		10
Points won on own serve	8	24	12	18		62	17	22	19	22		80
Points lost on own serve	18	21	14	18		71	9	19	9	13		50
Most consecutive points won	3	5	3	6		6	10	7	5	5		10
Greatest deficit overcome	-	1	-	2		2	1	2	1	4		4

#### NOTES

The "Greatest deficit overcome" only applies when the player/pair ends up winning the game.

#### LEGEND

WT Women's Team



## Detailed Team Match Results

India (IND) 1 - 3 Singapore (SIN)

**Match 1:** KUMARESAN Shamini (IND) 0-3 FENG Tianwei (SIN)

Match Summary		Match	Game 1	Game 2	Game 3	Game 4	Game 5
KUMARESAN Shamini	IND	0	1	11	5		
FENG Tianwei	SIN	3	11	13	11		
Duration		19min	4min	9min	5min		

Team Match No : WT57 Table : 1 Umpires : CHIN Kenny (MAS) FOOTE Ben (GGY)

Player Statistics	KUMARESAN Shamini (IND)						FENG Tianwei (SIN)					
	Game					Match	Game					Match
	1	2	3	4	5		1	2	3	4	5	
Points won	1	11	5			17	11	13	11			35
Biggest lead	-	1	1			1	10	3	6			10
Points won on own serve	0	6	2			8	5	7	5			17
Points lost on own serve	6	6	6			18	1	5	3			9
Most consecutive points won	1	3	1			3	10	3	4			10
Greatest deficit overcome	-	-	-			-	-	1	1			1
Handedness/Grip	Right/Shakehand						Right/					

### Game Progress

1	KUMARESAN Shamini (IND)	0	*1	1	*1	1	*1	1										
	FENG Tianwei (SIN)	*0	1	*3	5	*7	9	11										
2	KUMARESAN Shamini (IND)	*0	1	*1	3	*3	4	*5	6	*8	9	*10	10	*11	11	11		
	FENG Tianwei (SIN)	0	*1	3	*3	5	*6	7	*8	8	*9	10	*11	11	*12	13		
3	KUMARESAN Shamini (IND)	0	*1	1	*2	3	*3	4	*5	5								
	FENG Tianwei (SIN)	*0	1	*3	4	*5	7	*8	9	11								

### NOTES

"\*" denotes server. The "Greatest deficit overcome" only applies when the player ends up winning the game.

### LEGEND

WT Women's Team



## Detailed Team Match Results

India (IND) 1 - 3 Singapore (SIN)

Match 2: **BATRA Manika (IND)** 3-2 **YU Mengyu (SIN)**

Match Summary		Match	Game 1	Game 2	Game 3	Game 4	Game 5
<b>BATRA Manika</b>	IND	3	11	5	11	5	11
<b>YU Mengyu</b>	SIN	2	7	11	8	11	7
Duration		38min	6min	6min	7min	6min	8min

Team Match No : WT57 Table : 1 Umpires : CHIN Kenny (MAS) FOOTE Ben (GGY)

Player Statistics	BATRA Manika (IND)						YU Mengyu (SIN)					
	Game					Match	Game					Match
	1	2	3	4	5		1	2	3	4	5	
Points won	11	5	11	5	11	43	7	11	7	11	7	43
Biggest lead	5	2	3	2	4	5	-	6	1	6	1	6
Points won on own serve	6	3	6	4	5	24	3	6	4	7	2	22
Points lost on own serve	4	5	3	4	5	21	5	2	5	1	6	19
Most consecutive points won	5	2	3	3	3	5	3	6	3	7	2	7
Greatest deficit overcome	-	-	1	-	1	1	-	2	-	2	-	2
Handedness/Grip	Right/						Right/					

### Game Progress

1	<b>BATRA Manika (IND)</b>	*0	2	*3	3	*5	7	*8	9	*10	11	
	<b>YU Mengyu (SIN)</b>	0	*0	1	*3	3	*3	4	*5	6	7	
2	<b>BATRA Manika (IND)</b>	0	*1	3	*3	3	*3	4	*5	5		
	<b>YU Mengyu (SIN)</b>	*0	1	*1	3	*5	7	*8	9	11		
3	<b>BATRA Manika (IND)</b>	0	1	*3	3	*4	5	*6	8	*8	10	11
	<b>YU Mengyu (SIN)</b>	0	*1	1	*3	4	*5	6	*6	8	*8	8
4	<b>BATRA Manika (IND)</b>	0	*1	3	*3	3	*3	4	*4	5		
	<b>YU Mengyu (SIN)</b>	*0	1	*1	3	*5	7	*8	10	11		
5	<b>BATRA Manika (IND)</b>	*0	1	*2	3	*4	5	*7	8	*10	11	
	<b>YU Mengyu (SIN)</b>	0	*1	2	*3	4	*5	5	*6	6	7	

### NOTES

"\*" denotes server. The "Greatest deficit overcome" only applies when the player ends up winning the game.

### LEGEND

**WT** Women's Team



## Detailed Team Match Results

India (IND) 1 - 3 Singapore (SIN)

**Match 3:** PATKAR Madhurika Suhas (IND) 0-3 LIN Ye (SIN)  
KUMARESAN Shamini YU Mengyu

Match Summary		Match	Game 1	Game 2	Game 3	Game 4	Game 5
PATKAR Madhurika Suhas / KUMARESAN S	IND	0	9	7	5		
LIN Ye / YU M	SIN	3	11	11	11		
Duration		21min	6min	6min	5min		

Team Match No : WT57 Table : 1 Umpires : CHIN Kenny (MAS) FOOTE Ben (GGY)

Player Statistics	PATKAR MS / KUMARESAN S (IND)						LIN Y / YU M (SIN)					
	Game					Match	Game					Match
	1	2	3	4	5		1	2	3	4	5	
Points won	9	7	5			21	11	11	11			33
Biggest lead	-	-	1			1	5	5	6			6
Points won on own serve	5	5	2			12	6	8	5			19
Points lost on own serve	5	3	6			14	4	2	3			9
Most consecutive points won	3	3	2			3	5	3	5			5
Greatest deficit overcome	-	-	-			-	-	-	1			1
Handedness/Grip	Right/Shakehand - Right/Shakehand						Right/ - Right/					

### Game Progress

1	PATKAR MS / KUMARESAN S (IND)	*-0	0	*-0	1	*-2	4	*-5	6	*-7	8	9
	LIN Y / YU M (SIN)	0	*-2	4	*-5	6	*-6	7	*-8	9	*-10	11
2	PATKAR MS / KUMARESAN S (IND)	0	*-0	1	*-2	3	*-3	4	*-5	7	7	
	LIN Y / YU M (SIN)	*-0	2	*-3	4	*-5	7	*-8	9	*-9	11	
3	PATKAR MS / KUMARESAN S (IND)	*-0	1	*-2	3	*-4	4	*-5	5	5		
	LIN Y / YU M (SIN)	0	*-1	2	*-3	4	*-6	7	*-9	11		

### NOTES

"\*-." denotes first player of pair is server, "-\*" denotes second player of pair is server. The "Greatest deficit overcome" only applies when the pair ends up winning the game.

### LEGEND

WT Women's Team



## Detailed Team Match Results

India (IND) 1 - 3 Singapore (SIN)

**Match 4:** BATRA Manika (IND) 1-3 LIN Ye (SIN)

Match Summary		Match	Game 1	Game 2	Game 3	Game 4	Game 5
BATRA Manika	IND	1	9	11	6	5	
LIN Ye	SIN	3	11	9	11	11	
Duration		31min	7min	7min	7min	6min	

Team Match No : WT57 Table : 1 Umpires : CHIN Kenny (MAS) FOOTE Ben (GGY)

Player Statistics	BATRA Manika (IND)						LIN Ye (SIN)					
	Game					Match	Game					Match
	1	2	3	4	5		1	2	3	4	5	
Points won	9	11	6	5		31	11	8	10	11		40
Biggest lead	4	5	1	-		5	2	2	5	6		6
Points won on own serve	6	6	4	2		18	7	4	6	5		22
Points lost on own serve	4	4	4	6		18	3	5	2	3		13
Most consecutive points won	5	6	4	2		6	4	3	5	4		5
Greatest deficit overcome	-	2	-	-		2	4	-	1	-		4
Handedness/Grip	Right/						Right/					

### Game Progress

1	BATRA Manika (IND)	*0	1	*2	3	*5	7	*7	8	*8	9	9
	LIN Ye (SIN)	0	*1	2	*3	3	*3	5	*6	8	*9	11
2	BATRA Manika (IND)	0	*0	2	*3	5	*7	8	*9	9	*10	11
	LIN Ye (SIN)	0	2	*2	3	*3	3	*4	5	*7	8	9
3	BATRA Manika (IND)	0	0	*1	3	*4	4	*4	6	*6	6	
	LIN Ye (SIN)	0	*2	3	*3	4	*6	8	*8	10	11	
4	BATRA Manika (IND)	0	*0	0	*1	2	*3	4	*5	5		
	LIN Ye (SIN)	*0	2	*4	5	*6	7	*8	9	11		

### NOTES

"\*" denotes server. The "Greatest deficit overcome" only applies when the player ends up winning the game.

### LEGEND

WT Women's Team





### Detailed Team Match Results

#### Malaysia (MAS) 3 - 1 Australia (AUS)

Team Match No : WT58 Table : 2 Umpires : SUTCLIFFE Russell (ENG) GOULDEN David (ENG)

Match 1			Match	Game 1	Game 2	Game 3	Game 4	Game 5
A	LEE WEI Beh	MAS	3	12	14	11		
X	LAY Jian Fang	AUS	0	10	12	8		
Duration of Match 1			24min	6min	8min	7min		

Match 2			Match	Game 1	Game 2	Game 3	Game 4	Game 5
B	SOCK KHIM Ng	MAS	0	6	6	5		
Y	ZHANG Ziyu	AUS	3	11	11	11		
Duration of Match 2			15min	4min	5min	5min		

Match 3			Match	Game 1	Game 2	Game 3	Game 4	Game 5
C/A	YING H / LEE WEI B	MAS	3	11	8	11	5	11
Z/Y	DEDERKO Z / ZHANG Z	AUS	2	7	11	9	11	7
Duration of Match 3			38min	6min	6min	7min	6min	7min

Match 4			Match	Game 1	Game 2	Game 3	Game 4	Game 5
B	SOCK KHIM Ng	MAS	3	2	11	11	11	
Z	DEDERKO Zhenhua	AUS	1	11	7	8	6	
Duration of Match 4			27min	4min	6min	6min	6min	

Duration of Team Match	2h0min
------------------------	--------

Player Statistics	Malaysia (MAS)					Team Match	Australia (AUS)					Team Match
	Match						Match					
	1	2	3	4	5		1	2	3	4	5	
Points won	37	17	46	35		135	30	33	45	32		140
Biggest lead	5	1	5	5		5	2	6	6	9		9
Points won on own serve	16	10	28	18		72	13	18	26	16		73
Points lost on own serve	17	15	19	16		67	21	7	18	17		63
Most consecutive points won	4	3	5	4		5	4	5	6	9		9
Greatest deficit overcome	2	-	2	2		2	-	1	1	-		1

#### NOTES

The "Greatest deficit overcome" only applies when the player/pair ends up winning the game.

#### LEGEND

WT Women's Team



## Detailed Team Match Results

Malaysia (MAS) 3 - 1 Australia (AUS)

Match 1: LEE WEI Beh (MAS) 3-0 LAY Jian Fang (AUS)

Match Summary		Match	Game 1	Game 2	Game 3	Game 4	Game 5
LEE WEI Beh	MAS	3	12	14	11		
LAY Jian Fang	AUS	0	10	12	8		
	Duration	24min	6min	8min	7min		

Team Match No : WT58 Table : 2 Umpires : SUTCLIFFE Russell (ENG) GOULDEN David (ENG)

Player Statistics	LEE WEI Beh (MAS)						LAY Jian Fang (AUS)					
	Game					Match	Game					Match
	1	2	3	4	5		1	2	3	4	5	
Points won	12	14	11			37	10	12	8			30
Biggest lead	5	2	3			5	-	2	2			2
Points won on own serve	4	4	8			16	3	3	7			13
Points lost on own serve	7	9	1			17	8	10	3			21
Most consecutive points won	4	2	3			4	4	3	3			4
Greatest deficit overcome	-	2				2	-	-	-			-
Handedness/Grip	Right/						Right/Penholder					

### Game Progress

1	LEE WEI Beh (MAS)	0	*2	3	*5	6	*7	8	*9	9	*10	10	*11	12				
	LAY Jian Fang (AUS)	*0	0	*1	1	*2	3	*4	5	*7	8	*10	10	10				
2	LEE WEI Beh (MAS)	*0	1	*2	3	*5	5	*7	7	*8	8	*10	10	*11	12	*12	13	14
	LAY Jian Fang (AUS)	0	*1	2	*3	3	*5	5	*7	8	*10	10	*11	11	*11	12	*12	12
3	LEE WEI Beh (MAS)	0	*1	3	*3	4	*4	6	*7	9	*10	11						
	LAY Jian Fang (AUS)	*0	1	*1	3	*4	6	*6	7	*7	8	8						

### NOTES

"\*" denotes server. The "Greatest deficit overcome" only applies when the player ends up winning the game.

### LEGEND

WT Women's Team



## Detailed Team Match Results

Malaysia (MAS) 3 - 1 Australia (AUS)

Match 2: SOCK KHIM Ng (MAS) 0-3 ZHANG Ziyu (AUS)

Match Summary		Match	Game 1	Game 2	Game 3	Game 4	Game 5
SOCK KHIM Ng	MAS	0	6	6	5		
ZHANG Ziyu	AUS	3	11	11	11		
	Duration	15min	4min	5min	5min		

Team Match No : WT58 Table : 2 Umpires : SUTCLIFFE Russell (ENG) GOULDEN David (ENG)

Player Statistics	SOCK KHIM Ng (MAS)						ZHANG Ziyu (AUS)					
	Game					Match	Game					Match
	1	2	3	4	5		1	2	3	4	5	
Points won	6	6	5			17	11	11	11			33
Biggest lead	1	-	1			1	5	5	6			6
Points won on own serve	2	4	4			10	5	6	7			18
Points lost on own serve	6	5	4			15	4	2	1			7
Most consecutive points won	2	2	3			3	5	5	5			5
Greatest deficit overcome	-	-	-			-	1	-	1			1
Handedness/Grip	Right/						Right/Shakehand					

### Game Progress

1	SOCK KHIM Ng (MAS)	0	*1	2	*3	4	*4	4	*6	6	6
	ZHANG Ziyu (AUS)	*0	1	*2	3	*4	6	*8	8	*10	11
2	SOCK KHIM Ng (MAS)	*0	1	*1	3	*3	3	*4	5	*6	6
	ZHANG Ziyu (AUS)	0	*1	3	*3	5	*7	8	*9	10	11
3	SOCK KHIM Ng (MAS)	0	*0	2	*3	3	*3	4	*4	5	
	ZHANG Ziyu (AUS)	*0	2	*2	3	*5	7	*8	10	11	

### NOTES

"\*" denotes server. The "Greatest deficit overcome" only applies when the player ends up winning the game.

### LEGEND

WT Women's Team



## Detailed Team Match Results

Malaysia (MAS) 3 - 1 Australia (AUS)

**Match 3:** **YING Ho (MAS)** 3-2 **DEDERKO Zhenhua (AUS)**  
**LEE WEI Beh** **ZHANG Ziyu**

Match Summary		Match	Game 1	Game 2	Game 3	Game 4	Game 5
YING Ho / LEE WEI B	MAS	3	11	8	11	5	11
DEDERKO Zhenhua / ZHANG Z	AUS	2	7	11	9	11	7
	Duration	38min	6min	6min	7min	6min	7min

Team Match No : WT58 Table : 2 Umpires : SUTCLIFFE Russell (ENG) GOULDEN David (ENG)

Player Statistics	YING H / LEE WEI B (MAS)						DEDERKO Z / ZHANG Z (AUS)					
	Game					Match	Game					Match
	1	2	3	4	5		1	2	3	4	5	
Points won	11	8	11	5	11	46	7	11	9	11	7	45
Biggest lead	4	1	4	1	5	5	2	3	-	6	1	6
Points won on own serve	8	5	6	1	8	28	5	7	5	4	5	26
Points lost on own serve	2	4	4	7	2	19	3	3	5	4	3	18
Most consecutive points won	4	3	4	2	5	5	2	4	3	6	3	6
Greatest deficit overcome	2	-	-	-	1	2	-	1	-	1	-	1
Handedness/Grip	Right/ - Right/						Right/Shakehand - Right/Shakehand					

### Game Progress

1	YING H / LEE WEI B (MAS)	-*0	1	*-1	3	-*4	6	*-7	8	-*9	11	
	DEDERKO Z / ZHANG Z (AUS)	0	-*1	3	*-3	4	-*4	5	*-6	7	7	
2	YING H / LEE WEI B (MAS)	0	*-1	1	-*2	4	*-4	6	-*7	8	*-8	8
	DEDERKO Z / ZHANG Z (AUS)	*-0	1	-*3	4	*-4	6	-*6	7	*-8	10	11
3	YING H / LEE WEI B (MAS)	-*0	2	*-3	3	-*5	7	*-7	8	-*8	9	11
	DEDERKO Z / ZHANG Z (AUS)	0	-*0	1	*-3	3	-*3	5	*-6	8	-*9	9
4	YING H / LEE WEI B (MAS)	0	*-1	1	-*3	4	*-5	5	-*5	5		
	DEDERKO Z / ZHANG Z (AUS)	*-0	1	-*3	3	*-4	5	-*7	9	11		
5	YING H / LEE WEI B (MAS)	-*0	1	*-3	5	-*6	7	*-7	9	-*9	11	
	DEDERKO Z / ZHANG Z (AUS)	0	-*1	1	*-1	2	-*3	5	*-5	7	7	

### NOTES

"\*-." denotes first player of pair is server, "-\*" denotes second player of pair is server. The "Greatest deficit overcome" only applies when the pair ends up winning the game.

### LEGEND

WT Women's Team



## Detailed Team Match Results

Malaysia (MAS) 3 - 1 Australia (AUS)

Match 4: SOCK KHIM Ng (MAS) 3-1 DEDERKO Zhenhua (AUS)

Match Summary		Match	Game 1	Game 2	Game 3	Game 4	Game 5
SOCK KHIM Ng	MAS	3	2	11	11	11	
DEDERKO Zhenhua	AUS	1	11	7	8	6	
	Duration	27min	4min	6min	6min	6min	

Team Match No : WT58 Table : 2 Umpires : SUTCLIFFE Russell (ENG) GOULDEN David (ENG)

Player Statistics	SOCK KHIM Ng (MAS)						DEDERKO Zhenhua (AUS)					
	Game					Match	Game					Match
	1	2	3	4	5		1	2	3	4	5	
Points won	2	11	11	11		35	11	7	8	6		32
Biggest lead	-	4	3	5		5	9	2	2	1		9
Points won on own serve	1	6	5	6		18	6	3	4	3		16
Points lost on own serve	5	4	4	3		16	1	5	6	5		17
Most consecutive points won	1	4	4	3		4	9	3	2	1		9
Greatest deficit overcome	-	2		1		2	-	-	-	-		-
Handedness/Grip	Right/						Right/Shakehand					

### Game Progress

1	SOCK KHIM Ng (MAS)	0	*0	0	*0	0	*1	2	2			
	DEDERKO Zhenhua (AUS)	*0	2	*4	6	*8	9	*10	11			
2	SOCK KHIM Ng (MAS)	*0	1	*2	2	*4	6	*7	8	*9	11	
	DEDERKO Zhenhua (AUS)	0	*1	2	*4	4	*4	5	*6	7	7	
3	SOCK KHIM Ng (MAS)	0	*0	2	*4	5	*6	7	*8	8	*10	11
	DEDERKO Zhenhua (AUS)	*0	2	*2	2	*3	4	*5	6	*8	8	8
4	SOCK KHIM Ng (MAS)	*0	1	*2	3	*4	6	*7	8	*10	11	
	DEDERKO Zhenhua (AUS)	0	*1	2	*3	4	*4	5	*6	6	6	

### NOTES

"\*" denotes server. The "Greatest deficit overcome" only applies when the player ends up winning the game.

### LEGEND

WT Women's Team



## Detailed Team Match Results

Ghana (GHA) 0 - 3 Northern Ireland (NIR)

Team Match No : WT55 Table : 4 Umpires : REID Lynda (ENG) TONGE Karen (ENG)

Match 1			Match	Game 1	Game 2	Game 3	Game 4	Game 5
A	KWABI Cynthia	GHA	2	7	11	9	11	8
X	MOGEY Amanda	NIR	3	11	6	11	7	11
Duration of Match 1			29min	5min	5min	5min	5min	7min

Match 2			Match	Game 1	Game 2	Game 3	Game 4	Game 5
B	BAAH-DANSO Celia	GHA	1	11	11	6	4	
Y	GIVAN Ashley	NIR	3	8	13	11	11	
Duration of Match 2			21min	4min	6min	4min	4min	

Match 3			Match	Game 1	Game 2	Game 3	Game 4	Game 5
C/B	BORQUAYE B / BAAH-DANSO C	GHA	0	10	7	2		
Z/X	LYNCH-DAWSON H / MOGEY A	NIR	3	12	11	11		
Duration of Match 3			15min	6min	5min	3min		

Duration of Team Match	1h15min
------------------------	---------

Player Statistics	Ghana (GHA)					Northern Ireland (NIR)						
	Match					Team Match	Match					Team Match
	1	2	3	4	5		1	2	3	4	5	
Points won	46	32	19			97	46	43	34			123
Biggest lead	5	3	3			5	6	7	9			9
Points won on own serve	26	12	11			49	26	17	19			62
Points lost on own serve	20	26	15			61	20	20	8			48
Most consecutive points won	4	3	4			4	6	7	7			7
Greatest deficit overcome	2	3	-			3	3	3	3			3

### NOTES

The "Greatest deficit overcome" only applies when the player/pair ends up winning the game.

### LEGEND

WT Women's Team



## Detailed Team Match Results

Ghana (GHA) 0 - 3 Northern Ireland (NIR)

**Match 1:** KWABI Cynthia (GHA) 2-3 MOGEY Amanda (NIR)

Match Summary		Match	Game 1	Game 2	Game 3	Game 4	Game 5
KWABI Cynthia	GHA	2	7	11	9	11	8
MOGEY Amanda	NIR	3	11	6	11	7	11
Duration		29min	5min	5min	5min	5min	7min

Team Match No : WT55 Table : 4 Umpires : REID Lynda (ENG) TONGE Karen (ENG)

Player Statistics	KWABI Cynthia (GHA)						MOGEY Amanda (NIR)					
	Game					Match	Game					Match
	1	2	3	4	5		1	2	3	4	5	
Points won	7	11	9	11	8	46	11	6	11	7	11	46
Biggest lead	1	5	3	4	2	5	6	-	3	2	3	6
Points won on own serve	6	5	4	7	4	26	7	3	5	6	5	26
Points lost on own serve	4	3	6	1	6	20	1	6	5	4	4	20
Most consecutive points won	3	3	4	3	2	4	3	2	6	2	5	6
Greatest deficit overcome	-	-	-	2	-	2	1	-	3	-	2	3
Handedness/Grip	Right/						Right/					

### Game Progress

1	KWABI Cynthia (GHA)	*0	1	*1	2	*2	3	*3	5	*6	7	
	MOGEY Amanda (NIR)	0	*1	3	*4	6	*7	9	*9	10	11	
2	KWABI Cynthia (GHA)	0	*2	3	*4	5	*6	8	*9	10	11	
	MOGEY Amanda (NIR)	*0	0	*1	2	*3	4	*4	5	*6	6	
3	KWABI Cynthia (GHA)	*0	1	*3	4	*4	4	*5	7	*8	8	9
	MOGEY Amanda (NIR)	0	*1	1	*2	4	*6	7	*7	8	*10	11
4	KWABI Cynthia (GHA)	0	*0	2	*3	5	*6	7	*8	10	11	
	MOGEY Amanda (NIR)	*0	2	*2	3	*3	4	*5	6	*6	7	
5	KWABI Cynthia (GHA)	*0	2	*2	2	*3	4	*5	6	*8	8	8
	MOGEY Amanda (NIR)	0	*0	2	*4	5	*6	7	*8	8	*10	11

### NOTES

"\*" denotes server. The "Greatest deficit overcome" only applies when the player ends up winning the game.

### LEGEND

WT Women's Team



## Detailed Team Match Results

Ghana (GHA) **0 - 3** Northern Ireland (NIR)

**Match 2:** BAAH-DANSO Celia (GHA) **1-3** GIVAN Ashley (NIR)

Match Summary		Match	Game 1	Game 2	Game 3	Game 4	Game 5
BAAH-DANSO Celia	GHA	1	11	11	6	4	
GIVAN Ashley	NIR	3	8	13	11	11	
Duration		21min	4min	6min	4min	4min	

Team Match No : WT55 Table : 4 Umpires : REID Lynda (ENG) TONGE Karen (ENG)

Player Statistics	BAAH-DANSO Celia (GHA)					Match	GIVAN Ashley (NIR)					Match
	Game						Game					
	1	2	3	4	5		1	2	3	4	5	
Points won	11	11	6	4		32	8	13	11	11		43
Biggest lead	3	3	-	1		3	3	2	6	7		7
Points won on own serve	4	5	1	2		12	2	6	3	6		17
Points lost on own serve	6	7	8	5		26	7	6	5	2		20
Most consecutive points won	3	3	2	2		3	2	4	3	7		7
Greatest deficit overcome	3	-	-	-		3	-	3	-	1		3
Handedness/Grip	Right/						Right/					

### Game Progress

1	BAAH-DANSO Celia (GHA)	*0	0	*1	2	*4	5	*7	8	*9	10	11				
	GIVAN Ashley (NIR)	0	*2	3	*4	4	*5	5	*6	7	*8	8				
2	BAAH-DANSO Celia (GHA)	0	*2	3	*4	5	*5	6	*7	8	*10	10	*10	11	*11	11
	GIVAN Ashley (NIR)	*0	0	*1	2	*3	5	*6	7	*8	8	*10	11	*11	12	13
3	BAAH-DANSO Celia (GHA)	*0	0	*1	2	*3	3	*4	4	*6	6					
	GIVAN Ashley (NIR)	0	*2	3	*4	5	*7	8	*10	10	11					
4	BAAH-DANSO Celia (GHA)	0	*1	2	*2	2	*2	3	*4	4						
	GIVAN Ashley (NIR)	*0	1	*2	4	*6	8	*9	10	11						

### NOTES

"\*" denotes server. The "Greatest deficit overcome" only applies when the player ends up winning the game.

### LEGEND

WT Women's Team





## Detailed Team Match Results

Ghana (GHA) **0 - 3** Northern Ireland (NIR)

**Match 3:** BORQUAYE Bernice (GHA) **0-3** LYNCH-DAWSON Hannah (NIR)  
BAAH-DANSO Celia **MOGEY Amanda**

Match Summary		Match	Game 1	Game 2	Game 3	Game 4	Game 5
BORQUAYE Bernice / BAAH-DANSO C	GHA	0	10	7	2		
LYNCH-DAWSON Hannah / MOGEY A	NIR	3	12	11	11		
Duration		15min	6min	5min	3min		

Team Match No : WT55 Table : 4 Umpires : REID Lynda (ENG) TONGE Karen (ENG)

Player Statistics	BORQUAYE B / BAAH-DANSO C (GHA)						LYNCH-DAWSON H / MOGEY A (NIR)					
	Game					Match	Game					Match
	1	2	3	4	5		1	2	3	4	5	
Points won	10	7	2			19	12	11	11			34
Biggest lead	2	3	1			3	3	4	9			9
Points won on own serve	6	3	2			11	7	6	6			19
Points lost on own serve	5	5	5			15	4	4	0			8
Most consecutive points won	2	4	1			4	3	7	7			7
Greatest deficit overcome	-	-	-			-	2	3	1			3
Handedness/Grip	Right/ - Right/						Right/ - Right/					

### Game Progress

1	BORQUAYE B / BAAH-DANSO C (GHA)	*-0	2	*-2	3	*-4	4	*-5	6	*-7	9	*-10	10	10
	LYNCH-DAWSON H / MOGEY A (NIR)	0	*-0	2	*-3	4	*-6	7	*-8	9	*-9	10	*-11	12
2	BORQUAYE B / BAAH-DANSO C (GHA)	0	*-1	2	*-3	5	*-6	6	*-6	6	7			
	LYNCH-DAWSON H / MOGEY A (NIR)	*-0	1	*-2	3	*-3	4	*-6	8	*-10	11			
3	BORQUAYE B / BAAH-DANSO C (GHA)	*-0	1	*-1	2	*-2	2	*-2	2					
	LYNCH-DAWSON H / MOGEY A (NIR)	0	*-1	3	*-4	6	*-8	10	11					

### NOTES

"\*-." denotes first player of pair is server, "-\*" denotes second player of pair is server. The "Greatest deficit overcome" only applies when the pair ends up winning the game.

### LEGEND

WT Women's Team



## Detailed Team Match Results

Jamaica (JAM) **0 - 3** Scotland (SCO)

Team Match No : WT56 Table : 9 Umpires : KNOWLES Kathleen (SCO) TITUS Denver (RSA)

Match 1			Match	Game 1	Game 2	Game 3	Game 4	Game 5
A	FOSTER Yvonne	JAM	0	5	9	5		
X	FLAWS Lynda	SCO	3	11	11	11		
Duration of Match 1			13min	3min	5min	3min		

Match 2			Match	Game 1	Game 2	Game 3	Game 4	Game 5
B	CLARE Shenique	JAM	2	12	9	6	11	6
Y	EDWARDS Gillian	SCO	3	10	11	11	9	11
Duration of Match 2			29min	5min	5min	5min	5min	5min

Match 3			Match	Game 1	Game 2	Game 3	Game 4	Game 5
C/B	LEWIS D / CLARE S	JAM	0	7	7	7		
Z/X	WHITAKER C / FLAWS L	SCO	3	11	11	11		
Duration of Match 3			14min	4min	4min	4min		

Duration of Team Match	<b>1h5min</b>
------------------------	---------------

Player Statistics	Jamaica (JAM)					Scotland (SCO)						
	Match				Team	Match				Team		
	1	2	3	4	5	Match	1	2	3	4	5	Match
Points won	19	44	21			84	33	51	33			117
Biggest lead	2	4	1			4	7	9	4			9
Points won on own serve	10	24	9			43	17	27	16			60
Points lost on own serve	16	24	17			57	9	20	12			41
Most consecutive points won	4	6	4			6	8	10	5			10
Greatest deficit overcome	-	3	-			3	2	1	1			2

### NOTES

The "Greatest deficit overcome" only applies when the player/pair ends up winning the game.

### LEGEND

WT Women's Team



## Detailed Team Match Results

Jamaica (JAM) **0 - 3** Scotland (SCO)

**Match 1:** FOSTER Yvonne (JAM) **0-3** FLAWS Lynda (SCO)

Match Summary		Match	Game 1	Game 2	Game 3	Game 4	Game 5
FOSTER Yvonne	JAM	0	5	9	5		
FLAWS Lynda	SCO	3	11	11	11		
Duration		13min	3min	5min	3min		

Team Match No : WT56 Table : 9 Umpires : KNOWLES Kathleen (SCO) TITUS Denver (RSA)

Player Statistics	FOSTER Yvonne (JAM)						FLAWS Lynda (SCO)					
	Game					Match	Game					Match
	1	2	3	4	5		1	2	3	4	5	
Points won	5	9	5			19	11	11	11			33
Biggest lead	-	2	1			2	6	2	7			7
Points won on own serve	2	6	2			10	5	7	5			17
Points lost on own serve	6	4	6			16	3	3	3			9
Most consecutive points won	2	4	2			4	5	4	8			8
Greatest deficit overcome	-	-	-			-	-	2	1			2
Handedness/Grip	/						Right/					

### Game Progress

1	FOSTER Yvonne (JAM)	0	*0	0	*1	2	*3	4	*5	5		
	FLAWS Lynda (SCO)	*0	2	*4	5	*6	7	*8	9	11		
2	FOSTER Yvonne (JAM)	*0	2	*2	4	*4	4	*6	8	*9	9	9
	FLAWS Lynda (SCO)	0	*0	2	*2	4	*6	6	*6	7	*9	11
3	FOSTER Yvonne (JAM)	0	*1	1	*1	1	*2	3	*4	5		
	FLAWS Lynda (SCO)	*0	1	*3	5	*7	8	*9	10	11		

### NOTES

"\*" denotes server. The "Greatest deficit overcome" only applies when the player ends up winning the game.

### LEGEND

WT Women's Team



## Detailed Team Match Results

Jamaica (JAM) 0 - 3 Scotland (SCO)

**Match 2:** CLARE Shenique (JAM) 2-3 EDWARDS Gillian (SCO)

Match Summary		Match	Game 1	Game 2	Game 3	Game 4	Game 5
CLARE Shenique	JAM	2	12	9	6	11	6
EDWARDS Gillian	SCO	3	10	11	11	9	11
Duration		29min	5min	5min	5min	5min	5min

Team Match No : WT56 Table : 9 Umpires : KNOWLES Kathleen (SCO) TITUS Denver (RSA)

Player Statistics	CLARE Shenique (JAM)						EDWARDS Gillian (SCO)					
	Game					Match	Game					Match
	1	2	3	4	5		1	2	3	4	5	
Points won	12	9	6	11	6	44	10	11	10	9	11	51
Biggest lead	4	-	-	2	1	4	3	3	6	2	9	9
Points won on own serve	6	7	2	6	3	24	5	8	4	5	5	27
Points lost on own serve	5	3	6	4	6	24	6	2	4	5	3	20
Most consecutive points won	6	2	6	4	5	6	3	2	6	3	10	10
Greatest deficit overcome	3	-	-	2	-	3	-	-	-	-	1	1
Handedness/Grip	/						Right/					

### Game Progress

1	CLARE Shenique (JAM)	*0	0	*1	2	*4	6	*8	9	*9	10	*10	11	12
	EDWARDS Gillian (SCO)	0	*2	3	*4	4	*4	4	*5	7	*8	10	*10	10
2	CLARE Shenique (JAM)	0	*1	2	*2	4	*4	6	*6	7	*8	9		
	EDWARDS Gillian (SCO)	*0	1	*2	4	*4	6	*6	8	*9	10	11		
3	CLARE Shenique (JAM)	0	0	*0	0	*2	4	*6	6	*6	6			
	EDWARDS Gillian (SCO)	0	*2	4	*6	6	*6	6	*8	10	11			
4	CLARE Shenique (JAM)	0	*1	3	*3	4	*5	5	*6	7	*9	11		
	EDWARDS Gillian (SCO)	*0	1	*1	3	*4	5	*7	8	*9	9	9		
5	CLARE Shenique (JAM)	*0	1	*1	1	*1	1	*2	4	*6	6			
	EDWARDS Gillian (SCO)	0	*1	3	*5	7	*9	10	*10	10	11			

### NOTES

"\*" denotes server. The "Greatest deficit overcome" only applies when the player ends up winning the game.

### LEGEND

WT Women's Team



## Detailed Team Match Results

Jamaica (JAM) **0 - 3** Scotland (SCO)

**Match 3:** LEWIS Dadrian (JAM) **0-3** WHITAKER Corinna (SCO)  
CLARE Shenique FLAWS Lynda

Match Summary		Match	Game 1	Game 2	Game 3	Game 4	Game 5
LEWIS Dadrian / CLARE S	JAM	0	7	7	7		
WHITAKER Corinna / FLAWS L	SCO	3	11	11	11		
Duration		14min	4min	4min	4min		

Team Match No : WT56 Table : 9 Umpires : KNOWLES Kathleen (SCO) TITUS Denver (RSA)

Player Statistics	LEWIS D / CLARE S (JAM)						WHITAKER C / FLAWS L (SCO)					
	Game					Match	Game					Match
	1	2	3	4	5		1	2	3	4	5	
Points won	7	7	7			21	11	11	11			33
Biggest lead	-	1	1			1	4	4	4			4
Points won on own serve	4	2	3			9	7	3	6			16
Points lost on own serve	4	8	5			17	3	5	4			12
Most consecutive points won	2	3	4			4	3	3	5			5
Greatest deficit overcome	-	-	-			-	-	1	1			1
Handedness/Grip	/ - /						Right/ - Right/					

### Game Progress

1	LEWIS D / CLARE S (JAM)	0	*0	1	*-3	3	*-4	6	*-6	7	7
	WHITAKER C / FLAWS L (SCO)	*-0	2	*-3	3	*-5	6	*-6	8	*-9	11
2	LEWIS D / CLARE S (JAM)	*-0	0	*-1	2	*-4	5	*-6	6	*-7	7
	WHITAKER C / FLAWS L (SCO)	0	*-2	3	*-4	4	*-5	6	*-8	9	11
3	LEWIS D / CLARE S (JAM)	0	*-1	1	*-2	4	*-5	6	*-6	6	7
	WHITAKER C / FLAWS L (SCO)	*-0	1	*-3	4	*-4	5	*-6	8	*-10	11

### NOTES

"\*-." denotes first player of pair is server, "-\*" denotes second player of pair is server. The "Greatest deficit overcome" only applies when the pair ends up winning the game.

### LEGEND

WT Women's Team



## Detailed Team Match Results

Malaysia (MAS) 3 - 0 Papua New Guinea (PNG)

Match 1: LEE WEI Beh (MAS) 3-0 LOI Samantha (PNG)

Match Summary		Match	Game 1	Game 2	Game 3	Game 4	Game 5
LEE WEI Beh	MAS	3	11	11	11		
LOI Samantha	PNG	0	1	3	4		
Duration		9min	2min	3min	3min		

Team Match No : WT10 Table : 8 Umpires : SUTCLIFFE Russell (ENG) KNOWLES Kathleen (SCO)

Player Statistics	LEE WEI Beh (MAS)						LOI Samantha (PNG)					
	Game					Match	Game					Match
	1	2	3	4	5		1	2	3	4	5	
Points won	11	11	11			33	1	3	4			8
Biggest lead	10	8	7			10	-	-	1			1
Points won on own serve	6	5	6			17	1	2	2			5
Points lost on own serve	0	1	2			3	5	6	5			16
Most consecutive points won	9	5	5			9	1	1	2			2
Greatest deficit overcome	-	-	1			1	-	-	-			-
Handedness/Grip	Right/						Right/					

### Game Progress

1	LEE WEI Beh (MAS)	*0	2	*3	5	*7	9	11
	LOI Samantha (PNG)	0	*0	1	*1	1	*1	1
2	LEE WEI Beh (MAS)	0	*2	3	*5	7	*8	10
	LOI Samantha (PNG)	*0	0	*1	1	*1	2	*2
3	LEE WEI Beh (MAS)	*0	1	*2	4	*5	7	*9
	LOI Samantha (PNG)	0	*1	2	*2	3	*3	3

### NOTES

"\*" denotes server. The "Greatest deficit overcome" only applies when the player ends up winning the game.

### LEGEND

WT Women's Team



## Detailed Team Match Results

Malaysia (MAS) 3 - 0 Papua New Guinea (PNG)

Match 2: YING Ho (MAS) 3-0 CHRIS Idau (PNG)

Match Summary		Match	Game 1	Game 2	Game 3	Game 4	Game 5
YING Ho	MAS	3	11	11	11		
CHRIS Idau	PNG	0	1	1	5		
Duration		10min	4min	2min	3min		

Team Match No : WT10 Table : 8 Umpires : SUTCLIFFE Russell (ENG) KNOWLES Kathleen (SCO)

Player Statistics	YING Ho (MAS)						CHRIS Idau (PNG)					
	Game					Match	Game					Match
	1	2	3	4	5		1	2	3	4	5	
Points won	0	11	11			22	0	1	4			5
Biggest lead	-	10	6			10	-	-	1			1
Points won on own serve	0	6	6			12	0	1	2			3
Points lost on own serve	0	0	2			2	0	5	5			10
Most consecutive points won	0	9	7			9	0	1	3			3
Greatest deficit overcome	-	-	1			1	-	-	-			-
Handedness/Grip	Right/						Right/					

### Game Progress

1	YING Ho (MAS)											0
	CHRIS Idau (PNG)											0
2	YING Ho (MAS)	*0	2	*3	5	*7	9	11				
	CHRIS Idau (PNG)	0	*0	1	*1	1	*1	1				1
3	YING Ho (MAS)	0	*1	3	*5	7	*7	8	*10	11		
	CHRIS Idau (PNG)	0	1	*1	1	*1	3	*4	4	5		

### NOTES

"\*" denotes server. The "Greatest deficit overcome" only applies when the player ends up winning the game.

### LEGEND

WT Women's Team



## Detailed Team Match Results

Malaysia (MAS) 3 - 0 Papua New Guinea (PNG)

**Match 3:** SOCK KHIM Ng (MAS) 3-0 LOHIA Geru (PNG)  
YING Ho LOI Samantha

Match Summary		Match	Game 1	Game 2	Game 3	Game 4	Game 5
SOCK KHIM Ng / YING H	MAS	3	11	11	11		
LOHIA Geru / LOI S	PNG	0	1	3	1		
	Duration	8min	2min	2min	2min		

Team Match No : WT10 Table : 8 Umpires : SUTCLIFFE Russell (ENG) KNOWLES Kathleen (SCO)

Player Statistics	SOCK KHIM N / YING H (MAS)						LOHIA G / LOI S (PNG)					
	Game					Match	Game					Match
	1	2	3	4	5		1	2	3	4	5	
Points won	11	11	11			33	1	3	0			4
Biggest lead	10	8	10			10	-	-	1			1
Points won on own serve	6	7	6			19	1	2	0			3
Points lost on own serve	0	1	0			1	5	4	5			14
Most consecutive points won	8	4	11			11	1	1	1			1
Greatest deficit overcome	-	-	1			1	-	-	-			-
Handedness/Grip	Right/ - Right/						Right/ - Right/					

### Game Progress

1	SOCK KHIM N / YING H (MAS)	0	*-2	4	*-6	8	*-9	11	
	LOHIA G / LOI S (PNG)	*-0	0	*-0	0	*-0	1	1	
2	SOCK KHIM N / YING H (MAS)	*-0	2	*-3	5	*-6	7	*-9	11
	LOHIA G / LOI S (PNG)	0	*-0	1	*-1	2	*-3	3	3
3	SOCK KHIM N / YING H (MAS)	0	*-1	3	*-5	7	*-9	11	
	LOHIA G / LOI S (PNG)	0	1	*-1	1	*-1	1	1	

### NOTES

"\*-." denotes first player of pair is server, "-\*" denotes second player of pair is server. The "Greatest deficit overcome" only applies when the pair ends up winning the game.

### LEGEND

WT Women's Team





## Detailed Team Match Results

**Singapore (SIN) 3 - 0 Malaysia (MAS)**

Team Match No : WT61 Table : 1 Umpires : MERCER Alexander (ENG) DUBEY Atul (IND)

Match 1			Match	Game 1	Game 2	Game 3	Game 4	Game 5
A	YU Mengyu	SIN	3	7	11	11	11	
X	SOCK KHIM Ng	MAS	1	11	5	9	9	
Duration of Match 1			30min	6min	6min	7min	8min	

Match 2			Match	Game 1	Game 2	Game 3	Game 4	Game 5
B	FENG Tianwei	SIN	3	11	11	11		
Y	LEE WEI Beh	MAS	0	8	5	4		
Duration of Match 2			18min	6min	5min	4min		

Match 3			Match	Game 1	Game 2	Game 3	Game 4	Game 5
C/A	LIN Y / YU M	SIN	3	11	11	11	11	
Z/Y	YING H / LEE WEI B	MAS	1	9	13	9	5	
Duration of Match 3			31min	5min	9min	8min	5min	

Duration of Team Match	1h27min
------------------------	---------

Player Statistics	Singapore (SIN)					Malaysia (MAS)						
	Match					Team Match	Match					Team Match
	1	2	3	4	5		1	2	3	4	5	
Points won	40	32	43			115	34	17	36			87
Biggest lead	6	8	6			8	4	1	2			4
Points won on own serve	22	19	22			63	18	10	18			46
Points lost on own serve	16	7	18			41	18	13	21			52
Most consecutive points won	6	7	4			7	3	3	3			3
Greatest deficit overcome	3	1	1			3	-	-	2			2

### NOTES

The "Greatest deficit overcome" only applies when the player/pair ends up winning the game.

### LEGEND

WT Women's Team



## Detailed Team Match Results

Singapore (SIN) 3 - 0 Malaysia (MAS)

Match 1: YU Mengyu (SIN) 3-1 SOCK KHIM Ng (MAS)

Match Summary		Match	Game 1	Game 2	Game 3	Game 4	Game 5
YU Mengyu	SIN	3	7	11	11	11	
SOCK KHIM Ng	MAS	1	11	5	9	9	
	Duration	30min	6min	6min	7min	8min	

Team Match No : WT61 Table : 1 Umpires : MERCER Alexander (ENG) DUBEY Atul (IND)

Player Statistics	YU Mengyu (SIN)						SOCK KHIM Ng (MAS)					
	Game					Match	Game					Match
	1	2	3	4	5		1	2	3	4	5	
Points won	7	11	11	11		40	11	5	9	9		34
Biggest lead	-	6	2	2		6	4	2	3	2		4
Points won on own serve	4	7	7	4		22	5	4	6	3		18
Points lost on own serve	6	1	3	6		16	3	4	4	7		18
Most consecutive points won	2	6	3	3		6	2	2	3	2		3
Greatest deficit overcome	-	2	3	2		3	-	-	-	-		-
Handedness/Grip	Right/						Right/					

### Game Progress

1	YU Mengyu (SIN)	*0	0	*1	2	*3	5	*5	6	*7	7	
	SOCK KHIM Ng (MAS)	0	*2	3	*4	5	*5	7	*8	9	11	
2	YU Mengyu (SIN)	0	*1	2	*2	4	*6	8	*9	11		
	SOCK KHIM Ng (MAS)	*0	1	*2	4	*4	4	*4	5	5		
3	YU Mengyu (SIN)	*0	0	*1	3	*3	5	*6	7	*8	10	11
	SOCK KHIM Ng (MAS)	0	*2	3	*3	5	*5	6	*7	8	*8	9
4	YU Mengyu (SIN)	0	*1	2	*3	4	*5	5	*7	8	*10	11
	SOCK KHIM Ng (MAS)	*0	1	*2	3	*4	5	*7	7	*8	8	9

### NOTES

"\*" denotes server. The "Greatest deficit overcome" only applies when the player ends up winning the game.

### LEGEND

WT Women's Team



## Detailed Team Match Results

Singapore (SIN) 3 - 0 Malaysia (MAS)

Match 2: FENG Tianwei (SIN) 3-0 LEE WEI Beh (MAS)

Match Summary		Match	Game 1	Game 2	Game 3	Game 4	Game 5
FENG Tianwei	SIN	3	11	11	11		
LEE WEI Beh	MAS	0	8	5	4		
Duration		18min	6min	5min	4min		

Team Match No : WT61 Table : 1 Umpires : MERCER Alexander (ENG) DUBEY Atul (IND)

Player Statistics	FENG Tianwei (SIN)						LEE WEI Beh (MAS)					
	Game					Match	Game					Match
	1	2	3	4	5		1	2	3	4	5	
Points won	11	10	11			32	8	5	4			17
Biggest lead	4	6	8			8	1	-	-			1
Points won on own serve	6	6	7			19	4	3	3			10
Points lost on own serve	4	2	1			7	5	4	4			13
Most consecutive points won	3	4	7			7	3	3	2			3
Greatest deficit overcome	1	-	-			1	-	-	-			-
Handedness/Grip	Right/						Right/					

### Game Progress

1	FENG Tianwei (SIN)	*0	2	*2	3	*5	6	*7	9	*10	10	11
	LEE WEI Beh (MAS)	0	*0	2	*3	3	*4	5	*5	6	*8	8
2	FENG Tianwei (SIN)	0	*2	3	*3	5	*6	8	*10	11		
	LEE WEI Beh (MAS)	0	0	*1	3	*3	4	*4	4	5		
3	FENG Tianwei (SIN)	*0	2	*4	6	*7	9	*9	10	11		
	LEE WEI Beh (MAS)	0	*0	0	*0	1	*1	3	*4	4		

### NOTES

"\*" denotes server. The "Greatest deficit overcome" only applies when the player ends up winning the game.

### LEGEND

WT Women's Team



## Detailed Team Match Results

Singapore (SIN) 3 - 0 Malaysia (MAS)

Match 3:

LIN Ye (SIN) 3-1 YING Ho (MAS)  
YU Mengyu LEE WEI Beh

Match Summary		Match	Game 1	Game 2	Game 3	Game 4	Game 5
LIN Ye / YU M	SIN	3	11	11	11	11	
YING Ho / LEE WEI B	MAS	1	9	13	9	5	
	Duration	31min	5min	9min	8min	5min	

Team Match No : WT61 Table : 1 Umpires : MERCER Alexander (ENG) DUBEY Atul (IND)

Player Statistics	LIN Y / YU M (SIN)						YING H / LEE WEI B (MAS)					
	Game					Match	Game					Match
	1	2	3	4	5		1	2	3	4	5	
Points won	11	11	10	11		43	9	13	9	5		36
Biggest lead	2	2	2	6		6	1	2	1	-		2
Points won on own serve	5	5	6	6		22	4	6	5	3		18
Points lost on own serve	5	7	4	2		18	6	6	4	5		21
Most consecutive points won	3	3	2	4		4	3	3	2	3		3
Greatest deficit overcome	1	-	1	-		1	-	2	-	-		2
Handedness/Grip	Right/ - Right/						Right/ - Right/					

### Game Progress

1	LIN Y / YU M (SIN)	0	*-1	2	*-4	4	*-5	6	*-7	8	*-9	11				
	YING H / LEE WEI B (MAS)	*-0	1	*-2	2	*-4	5	*-6	7	*-8	9	9				
2	LIN Y / YU M (SIN)	*-0	1	*-3	3	*-4	5	*-6	7	*-7	8	*-10	11	*-11	11	11
	YING H / LEE WEI B (MAS)	0	*-1	1	*-3	4	*-5	6	*-7	9	*-10	10	*-10	11	*-12	13
3	LIN Y / YU M (SIN)	0	*-1	2	*-3	4	*-5	6	*-7	8	*-9	11				
	YING H / LEE WEI B (MAS)	0	1	*-2	3	*-4	5	*-6	7	*-8	9	9				
4	LIN Y / YU M (SIN)	*-0	1	*-3	4	*-4	6	*-7	9	11						
	YING H / LEE WEI B (MAS)	0	*-1	1	*-2	4	*-4	5	*-5	5						

### NOTES

"\*-." denotes first player of pair is server, "-\*" denotes second player of pair is server. The "Greatest deficit overcome" only applies when the pair ends up winning the game.

### LEGEND

WT Women's Team



### Detailed Team Match Results

#### Australia (AUS) 3 - 1 India (IND)

Team Match No : WT60 Table : 1 Umpires : TAN Corelle (SIN) MUGWANYA Ronald (UGA)

Match 1			Match	Game 1	Game 2	Game 3	Game 4	Game 5
A	ZHANG Ziyu	AUS	3	11	2	11	11	
X	KUMARESAN Shamini	IND	1	5	11	6	9	
Duration of Match 1			31min	11min	4min	5min	8min	

Match 2			Match	Game 1	Game 2	Game 3	Game 4	Game 5
B	LAY Jian Fang	AUS	1	5	11	8	7	
Y	BATRA Manika	IND	3	11	8	11	11	
Duration of Match 2			30min	5min	7min	7min	7min	

Match 3			Match	Game 1	Game 2	Game 3	Game 4	Game 5
C/B	MIAO M / LAY JF	AUS	3	19	11	9	11	11
Z/X	PATKAR MS / KUMARESAN S	IND	2	21	3	11	4	7
Duration of Match 3			49min	16min	4min	8min	5min	9min

Match 4			Match	Game 1	Game 2	Game 3	Game 4	Game 5
A	ZHANG Ziyu	AUS	3	11	5	8	11	11
Z	PATKAR Madhurika Suhas	IND	2	9	11	11	8	9
Duration of Match 4			38min	6min	6min	6min	7min	8min

Duration of Team Match	2h43min
------------------------	---------

Player Statistics	Australia (AUS)					Team Match	India (IND)					Team Match
	Match						Match					
	1	2	3	4	5		1	2	3	4	5	
Points won	35	31	60	45		171	31	41	46	48		166
Biggest lead	6	3	8	6		8	9	6	2	6		9
Points won on own serve	20	14	29	22		85	18	20	22	23		83
Points lost on own serve	13	21	24	25		83	15	17	31	23		86
Most consecutive points won	6	3	6	6		6	5	8	4	4		8
Greatest deficit overcome	3	1	1	4		4	-	2	2	2		2

**NOTES**

The "Greatest deficit overcome" only applies when the player/pair ends up winning the game.

**LEGEND**

WT Women's Team



## Detailed Team Match Results

Australia (AUS) 3 - 1 India (IND)

Match 1: ZHANG Ziyu (AUS) 3-1 KUMARESAN Shamini (IND)

Match Summary		Match	Game 1	Game 2	Game 3	Game 4	Game 5
ZHANG Ziyu	AUS	3	11	2	11	11	
KUMARESAN Shamini	IND	1	5	11	6	9	
Duration		31min	11min	4min	5min	8min	

Team Match No : WT60 Table : 1 Umpires : TAN Corelle (SIN) MUGWANYA Ronald (UGA)

Player Statistics	ZHANG Ziyu (AUS)						KUMARESAN Shamini (IND)					
	Game					Match	Game					Match
	1	2	3	4	5		1	2	3	4	5	
Points won	11	2	11	11		35	5	11	6	9		31
Biggest lead	6	-	5	2		6	1	9	1	3		9
Points won on own serve	5	2	8	5		20	2	7	5	4		18
Points lost on own serve	3	4	1	5		13	6	0	3	6		15
Most consecutive points won	6	1	3	5		6	2	5	2	3		5
Greatest deficit overcome	1	-	1	3		3	-	-	-	-		-
Handedness/Grip	Right/Shakehand						Right/Shakehand					

### Game Progress

1	ZHANG Ziyu (AUS)	*0	1	*2	4	*5	5	*7	9	11		
	KUMARESAN Shamini (IND)	0	*1	2	*2	3	*5	5	*5	5		
2	ZHANG Ziyu (AUS)	0	*0	1	*1	2	*2	2	2	2		
	KUMARESAN Shamini (IND)	*0	2	*3	5	*6	8	*10	11			
3	ZHANG Ziyu (AUS)	*0	1	*2	4	*4	6	*7	9	*10	11	
	KUMARESAN Shamini (IND)	0	*1	2	*2	4	*4	5	*5	6	6	
4	ZHANG Ziyu (AUS)	0	*1	1	*2	3	*5	7	*8	8	*9	11
	KUMARESAN Shamini (IND)	*0	1	*3	4	*5	5	*5	6	*8	9	9

### NOTES

"\*" denotes server. The "Greatest deficit overcome" only applies when the player ends up winning the game.

### LEGEND

WT Women's Team



## Detailed Team Match Results

Australia (AUS) 3 - 1 India (IND)

Match 2: LAY Jian Fang (AUS) 1-3 BATRA Manika (IND)

Match Summary		Match	Game 1	Game 2	Game 3	Game 4	Game 5
LAY Jian Fang	AUS	1	5	11	8	7	
BATRA Manika	IND	3	11	8	11	11	
Duration		30min	5min	7min	7min	7min	

Team Match No : WT60 Table : 1 Umpires : TAN Corelle (SIN) MUGWANYA Ronald (UGA)

Player Statistics	LAY Jian Fang (AUS)						BATRA Manika (IND)					
	Game					Match	Game					Match
	1	2	3	4	5		1	2	3	4	5	
Points won	5	11	8	7		31	11	8	11	11		41
Biggest lead	2	3	1	1		3	6	1	3	5		6
Points won on own serve	2	4	4	4		14	5	3	5	7		20
Points lost on own serve	6	5	6	4		21	3	7	4	3		17
Most consecutive points won	2	3	2	3		3	8	2	3	6		8
Greatest deficit overcome	-	1	-	-		1	2	-	1	1		2
Handedness/Grip	Right/Penholder						Right/					

### Game Progress

1	LAY Jian Fang (AUS)	*0	1	*3	4	*5	5	*5	5	5	5	
	BATRA Manika (IND)	0	*1	1	*2	3	*5	7	*9	11		
2	LAY Jian Fang (AUS)	0	*1	2	*3	4	*5	6	*8	8	*10	11
	BATRA Manika (IND)	*0	1	*2	3	*4	5	*6	6	*8	8	8
3	LAY Jian Fang (AUS)	*0	1	*2	3	*4	5	*6	6	*7	8	8
	BATRA Manika (IND)	0	*1	2	*3	4	*5	6	*8	9	*10	11
4	LAY Jian Fang (AUS)	0	*1	2	*3	3	*3	4	*5	7	7	
	BATRA Manika (IND)	*0	1	*2	3	*5	7	*8	9	*9	11	

### NOTES

"\*" denotes server. The "Greatest deficit overcome" only applies when the player ends up winning the game.

### LEGEND

WT Women's Team



## Detailed Team Match Results

Australia (AUS) 3 - 1 India (IND)

**Match 3:** MIAO Miao (AUS) 3-2 PATKAR Madhurika Suhas (IND)  
LAY Jian Fang KUMARESAN Shamini

Match Summary		Match	Game 1	Game 2	Game 3	Game 4	Game 5
MIAO Miao / LAY JF	AUS	3	19	11	9	11	11
PATKAR Madhurika Suhas / KUMARESAN S	IND	2	21	3	11	4	7
	Duration	49min	16min	4min	8min	5min	9min

Team Match No : WT60 Table : 1 Umpires : TAN Corelle (SIN) MUGWANYA Ronald (UGA)

Player Statistics	MIAO M / LAY JF (AUS)						PATKAR MS / KUMARESAN S (IND)					
	Game					Match	Game					Match
	1	2	3	4	5		1	2	3	4	5	
Points won	19	11	9	10	11	60	21	3	11	4	7	46
Biggest lead	2	8	2	7	4	8	2	1	2	-	1	2
Points won on own serve	10	7	5	4	3	29	11	2	6	1	2	22
Points lost on own serve	10	1	5	3	5	24	9	4	4	6	8	31
Most consecutive points won	4	6	3	5	4	6	4	1	4	2	2	4
Greatest deficit overcome	-	1	-	-	1	1	2	-	2	-	-	2
Handedness/Grip	Right/Shakehand - Right/Penholder						Right/Shakehand - Right/Shakehand					

### Game Progress

1	MIAO M / LAY JF (AUS)	0	*2	2	*2	4	*6	6	*7	9	*9	10	*10	11	*11	12	*12	13
	PATKAR MS / KUMARESAN S (IND)	*0	0	*2	4	*4	4	*6	7	*7	9	*10	11	*11	12	*12	13	*13
		*14	14	*15	15	*16	16	*17	17	*17	18	*18	19	*19	19			
		13	*14	14	*15	15	*16	16	*17	18	*18	19	*19	20	21			
2	MIAO M / LAY JF (AUS)	*0	1	*3	5	*6	8	*9	11									
	PATKAR MS / KUMARESAN S (IND)	0	*1	1	*1	2	*2	3	3									
3	MIAO M / LAY JF (AUS)	0	*1	3	*3	3	*4	6	*7	8	*9	9						
	PATKAR MS / KUMARESAN S (IND)	*0	1	*1	3	*5	6	*6	7	*8	9	11						
4	MIAO M / LAY JF (AUS)	0	2	*4	5	*7	8	*9	10	11								
	PATKAR MS / KUMARESAN S (IND)	0	*0	0	*1	1	*2	3	*4	4								
5	MIAO M / LAY JF (AUS)	0	*1	2	*4	5	*7	7	*8	9	11							
	PATKAR MS / KUMARESAN S (IND)	*0	1	*2	2	*3	3	*5	6	*7	7							

### NOTES

"\*-." denotes first player of pair is server, "-\*" denotes second player of pair is server. The "Greatest deficit overcome" only applies when the pair ends up winning the game.

### LEGEND

WT Women's Team





## Detailed Team Match Results

Australia (AUS) 3 - 1 India (IND)

Match 4: ZHANG Ziyu (AUS) 3-2 PATKAR Madhurika Suhas (IND)

Match Summary		Match	Game 1	Game 2	Game 3	Game 4	Game 5
ZHANG Ziyu	AUS	3	11	5	8	11	11
PATKAR Madhurika Suhas	IND	2	9	11	11	8	9
Duration		38min	6min	6min	6min	7min	8min

Team Match No : WT60 Table : 1 Umpires : TAN Corelle (SIN) MUGWANYA Ronald (UGA)

Player Statistics	ZHANG Ziyu (AUS)						PATKAR Madhurika Suhas (IND)					
	Game					Match	Game					Match
	1	2	3	4	5		1	2	3	4	5	
Points won	11	5	8	11	10	45	9	11	11	8	9	48
Biggest lead	3	1	2	6	2	6	2	6	3	-	4	6
Points won on own serve	5	2	4	5	6	22	4	5	6	3	5	23
Points lost on own serve	5	6	5	5	4	25	6	3	4	6	4	23
Most consecutive points won	4	1	3	6	4	6	4	3	4	4	4	4
Greatest deficit overcome	2	-	-	-	4	4	-	1	2	-	-	2
Handedness/Grip	Right/Shakehand						Right/Shakehand					

### Game Progress

1	ZHANG Ziyu (AUS)	0	*1	3	*4	4	*5	6	*7	7	*9	11
	PATKAR Madhurika Suhas (IND)	*0	1	*1	2	*4	5	*6	7	*9	9	9
2	ZHANG Ziyu (AUS)	*0	1	*2	2	*3	3	*4	5	5		5
	PATKAR Madhurika Suhas (IND)	0	*1	2	*4	5	*7	8	*9	11		11
3	ZHANG Ziyu (AUS)	0	*1	2	*3	5	*5	5	*6	7	*8	8
	PATKAR Madhurika Suhas (IND)	*0	1	*2	3	*3	5	*7	8	*9	10	11
4	ZHANG Ziyu (AUS)	*0	1	*3	3	*4	6	*8	10	*10	10	11
	PATKAR Madhurika Suhas (IND)	0	*1	1	*3	4	*4	4	*4	6	*8	8
5	ZHANG Ziyu (AUS)	0	*1	2	*2	2	*4	6	*7	8	*9	11
	PATKAR Madhurika Suhas (IND)	0	1	*2	4	*6	6	*6	7	*8	9	9

### NOTES

"\*" denotes server. The "Greatest deficit overcome" only applies when the player ends up winning the game.

### LEGEND

WT Women's Team



## Detailed Team Match Results

### Northern Ireland (NIR) 3 - 1 Scotland (SCO)

Team Match No : WT59 Table : 9 Umpires : CHAN Gregory (CAN) ARINYE Cecilia (NGR)

Match 1			Match	Game 1	Game 2	Game 3	Game 4	Game 5
A	LYNCH-DAWSON Hannah	NIR	3	11	11	11		
X	FLAWS Lynda	SCO	0	5	7	4		
Duration of Match 1			17min	4min	5min	5min		

Match 2			Match	Game 1	Game 2	Game 3	Game 4	Game 5
B	GIVAN Ashley	NIR	3	9	11	11	11	
Y	EDWARDS Gillian	SCO	1	11	7	5	9	
Duration of Match 2			26min	6min	5min	5min	6min	

Match 3			Match	Game 1	Game 2	Game 3	Game 4	Game 5
C/B	LUDLOW E / GIVAN A	NIR	0	9	9	4		
Z/X	WHITAKER C / FLAWS L	SCO	3	11	11	11		
Duration of Match 3			18min	5min	6min	4min		

Match 4			Match	Game 1	Game 2	Game 3	Game 4	Game 5
A	LYNCH-DAWSON Hannah	NIR	3	12	9	11	11	
Z	WHITAKER Corinna	SCO	1	10	11	9	6	
Duration of Match 4			25min	5min	6min	5min	5min	

Duration of Team Match	1h43min
------------------------	---------

Player Statistics	Northern Ireland (NIR)					Team Match	Scotland (SCO)					Team Match
	Match						Match					
	1	2	3	4	5		1	2	3	4	5	
Points won	33	41	22	43		139	16	32	33	35		116
Biggest lead	7	6	3	5		7	-	2	7	3		7
Points won on own serve	17	24	13	30		84	9	18	19	25		71
Points lost on own serve	7	14	14	10		45	16	17	9	13		55
Most consecutive points won	7	5	5	6		7	2	4	4	3		4
Greatest deficit overcome	-	1	-	3		3	-	3	3	2		3

#### NOTES

The "Greatest deficit overcome" only applies when the player/pair ends up winning the game.

#### LEGEND

WT Women's Team



## Detailed Team Match Results

Northern Ireland (NIR) 3 - 1 Scotland (SCO)

Match 1: LYNCH-DAWSON Hannah (NIR) 3-0 FLAWS Lynda (SCO)

Match Summary		Match	Game 1	Game 2	Game 3	Game 4	Game 5
LYNCH-DAWSON Hannah	NIR	3	11	11	11		
FLAWS Lynda	SCO	0	5	7	4		
Duration		17min	4min	5min	5min		

Team Match No : WT59 Table : 9 Umpires : CHAN Gregory (CAN) ARINYE Cecilia (NGR)

Player Statistics	LYNCH-DAWSON Hannah (NIR)						FLAWS Lynda (SCO)					
	Game					Match	Game					Match
	1	2	3	4	5		1	2	3	4	5	
Points won	11	11	11			33	5	7	4			16
Biggest lead	6	4	7			7	-	-	-			-
Points won on own serve	6	6	5			17	3	5	1			9
Points lost on own serve	2	2	3			7	5	5	6			16
Most consecutive points won	4	3	7			7	1	2	2			2
Greatest deficit overcome	-	-	-			-	-	-	-			-
Handedness/Grip	Right/						Right/					

### Game Progress

1	LYNCH-DAWSON Hannah (NIR)	*0	1	*3	4	*5	7	*8	10	11	
	FLAWS Lynda (SCO)	0	*1	1	*2	3	*3	4	*4	5	
2	LYNCH-DAWSON Hannah (NIR)	0	*2	3	*3	5	*6	7	*8	10	11
	FLAWS Lynda (SCO)	*0	0	*1	3	*3	4	*5	6	*6	7
3	LYNCH-DAWSON Hannah (NIR)	*0	1	*3	3	*4	6	*8	10	11	
	FLAWS Lynda (SCO)	0	*1	1	*3	4	*4	4	*4	4	

### NOTES

"\*" denotes server. The "Greatest deficit overcome" only applies when the player ends up winning the game.

### LEGEND

WT Women's Team



## Detailed Team Match Results

Northern Ireland (NIR) 3 - 1 Scotland (SCO)

**Match 2:** GIVAN Ashley (NIR) 3-1 EDWARDS Gillian (SCO)

Match Summary		Match	Game 1	Game 2	Game 3	Game 4	Game 5
GIVAN Ashley	NIR	3	9	11	11	11	
EDWARDS Gillian	SCO	1	11	7	5	9	
Duration		26min	6min	5min	5min	6min	

Team Match No : WT59 Table : 9 Umpires : CHAN Gregory (CAN) ARINYE Cecilia (NGR)

Player Statistics	GIVAN Ashley (NIR)						EDWARDS Gillian (SCO)					
	Game					Match	Game					Match
	1	2	3	4	5		1	2	3	4	5	
Points won	9	11	10	11		41	11	7	5	9		32
Biggest lead	3	4	6	3		6	2	1	-	-		2
Points won on own serve	5	6	7	6		24	6	3	4	5		18
Points lost on own serve	5	4	1	4		14	4	5	3	5		17
Most consecutive points won	3	5	5	2		5	4	2	2	2		4
Greatest deficit overcome	-	1	-	-		1	3	-	-	-		3
Handedness/Grip	Right/						Right/					

### Game Progress

1	GIVAN Ashley (NIR)	0	*2	3	*3	4	*5	6	*7	9	*9	9
	EDWARDS Gillian (SCO)	*0	0	*1	3	*4	5	*6	7	*7	9	11
2	GIVAN Ashley (NIR)	*0	1	*2	3	*4	6	*8	8	*9	11	
	EDWARDS Gillian (SCO)	0	*1	2	*3	4	*4	4	*6	7	7	
3	GIVAN Ashley (NIR)	0	*1	3	*4	5	*7	9	*9	11		
	EDWARDS Gillian (SCO)	0	1	*1	2	*3	3	*3	5	5		
4	GIVAN Ashley (NIR)	*0	2	*3	4	*5	6	*7	8	*9	10	11
	EDWARDS Gillian (SCO)	0	*0	1	*2	3	*4	5	*6	7	*8	9

### NOTES

"\*" denotes server. The "Greatest deficit overcome" only applies when the player ends up winning the game.

### LEGEND

WT Women's Team



## Detailed Team Match Results

Northern Ireland (NIR) 3 - 1 Scotland (SCO)

**Match 3:** LUDLOW Emma (NIR) 0-3 WHITAKER Corinna (SCO)  
GIVAN Ashley FLAWS Lynda

Match Summary		Match	Game 1	Game 2	Game 3	Game 4	Game 5
LUDLOW Emma / GIVAN A	NIR	0	9	9	4		
WHITAKER Corinna / FLAWS L	SCO	3	11	11	11		
Duration		18min	5min	6min	4min		

Team Match No : WT59 Table : 9 Umpires : CHAN Gregory (CAN) ARINYE Cecilia (NGR)

Player Statistics	LUDLOW E / GIVAN A (NIR)						WHITAKER C / FLAWS L (SCO)					
	Game					Match	Game					Match
	1	2	3	4	5		1	2	3	4	5	
Points won	9	9	4			22	11	11	11			33
Biggest lead	3	3	-			3	2	2	7			7
Points won on own serve	5	6	2			13	6	7	6			19
Points lost on own serve	5	4	5			14	4	3	2			9
Most consecutive points won	5	4	1			5	4	3	3			4
Greatest deficit overcome	-	-	-			-	3	3	-			3
Handedness/Grip	Right/ - Right/						Right/ - Right/					

### Game Progress

1	LUDLOW E / GIVAN A (NIR)	0	*-0	2	*-4	5	*-6	7	*-7	8	*-9	9
	WHITAKER C / FLAWS L (SCO)	*-0	2	*-2	2	*-3	4	*-5	7	*-8	9	11
2	LUDLOW E / GIVAN A (NIR)	*-0	1	*-2	4	*-5	6	*-6	7	*-8	9	9
	WHITAKER C / FLAWS L (SCO)	0	*-1	2	*-2	3	*-4	6	*-7	8	*-9	11
3	LUDLOW E / GIVAN A (NIR)	0	*-1	1	*-2	3	*-3	4	*-4	4		
	WHITAKER C / FLAWS L (SCO)	*-0	1	*-3	4	*-5	7	*-8	10	11		

### NOTES

"\*-." denotes first player of pair is server, "-\*" denotes second player of pair is server. The "Greatest deficit overcome" only applies when the pair ends up winning the game.

### LEGEND

WT Women's Team



## Detailed Team Match Results

Northern Ireland (NIR) 3 - 1 Scotland (SCO)

Match 4: LYNCH-DAWSON Hannah (NIR) 3-1 WHITAKER Corinna (SCO)

Match Summary		Match	Game 1	Game 2	Game 3	Game 4	Game 5
LYNCH-DAWSON Hannah	NIR	3	12	9	11	11	
WHITAKER Corinna	SCO	1	10	11	9	6	
Duration		25min	5min	6min	5min	5min	

Team Match No : WT59 Table : 9 Umpires : CHAN Gregory (CAN) ARINYE Cecilia (NGR)

Player Statistics	LYNCH-DAWSON Hannah (NIR)						WHITAKER Corinna (SCO)					
	Game					Match	Game					Match
	1	2	3	4	5		1	2	3	4	5	
Points won	12	9	11	11		43	10	11	8	6		35
Biggest lead	2	2	4	5		5	3	3	2	1		3
Points won on own serve	8	7	8	7		30	7	8	6	4		25
Points lost on own serve	3	3	2	2		10	4	2	3	4		13
Most consecutive points won	3	3	6	4		6	3	2	3	2		3
Greatest deficit overcome	3	-	2	1		3	-	2	-	-		2
Handedness/Grip	Right/						Right/					

### Game Progress

1	LYNCH-DAWSON Hannah (NIR)	0	*0	1	*2	4	*4	6	*7	8	*9	10	*11	12
	WHITAKER Corinna (SCO)	*0	2	*3	4	*4	6	*6	7	*8	9	*10	10	10
2	LYNCH-DAWSON Hannah (NIR)	*0	2	*2	3	*4	5	*5	6	*7	9		9	
	WHITAKER Corinna (SCO)	0	*0	2	*3	4	*5	7	*8	9	*9		11	
3	LYNCH-DAWSON Hannah (NIR)	0	*0	2	*4	6	*6	7	*8	9	*9		11	
	WHITAKER Corinna (SCO)	0	2	*2	2	*2	4	*5	6	*7	9		9	
4	LYNCH-DAWSON Hannah (NIR)	*0	1	*2	4	*5	7	*8	9	*10		11		
	WHITAKER Corinna (SCO)	0	*1	2	*2	3	*3	4	*5	6		6		

### NOTES

"\*" denotes server. The "Greatest deficit overcome" only applies when the player ends up winning the game.

### LEGEND

WT Women's Team