

# ILLINOIS STATE BOARD OF EDUCATION

**Fiscal Year 2015 School District Financial Profile Scores,  
based upon Fiscal Year 2014 Annual Financial Reports**



James T. Meeks  
Chairman

Christopher A. Koch, Ed.D.  
State Superintendent of Education

**Illinois State Board of Education**  
**Fiscal Year 2015 School District Financial Profile Scores**  
**Based on Fiscal Year 2014 Annual Financial Reports**

Enclosed is the Fiscal Year 2015 School District Financial Profile Scores based on the Fiscal Year 2014 Annual Financial Reports. Financial profile calculations for school districts are determined using five key indicators:

- Fund Balance to Revenue Ratio,
- Expenditure to Revenue Ratio,
- Days Cash on Hand,
- Percentage of Remaining Short-Term Borrowing Ability,
- and Percentage of Remaining Long-Term Borrowing Ability

A detailed explanation of these indicators and the Financial Profile calculation formulae are shown in Appendix A to the report. They are also available on the ISBE website at <http://www.isbe.net/sfms/afr/profile.pdf>

**Background Information**

Section 1A-8 of the School Code states, "To promote the financial integrity of school districts, the State Board of Education shall be provided the necessary powers to promote sound financial management and continue operation of the public schools."

The School District Financial Profile was designed to better illustrate information on school district finances and to establish financial designation lists for all districts. The designation categories in descending order are:

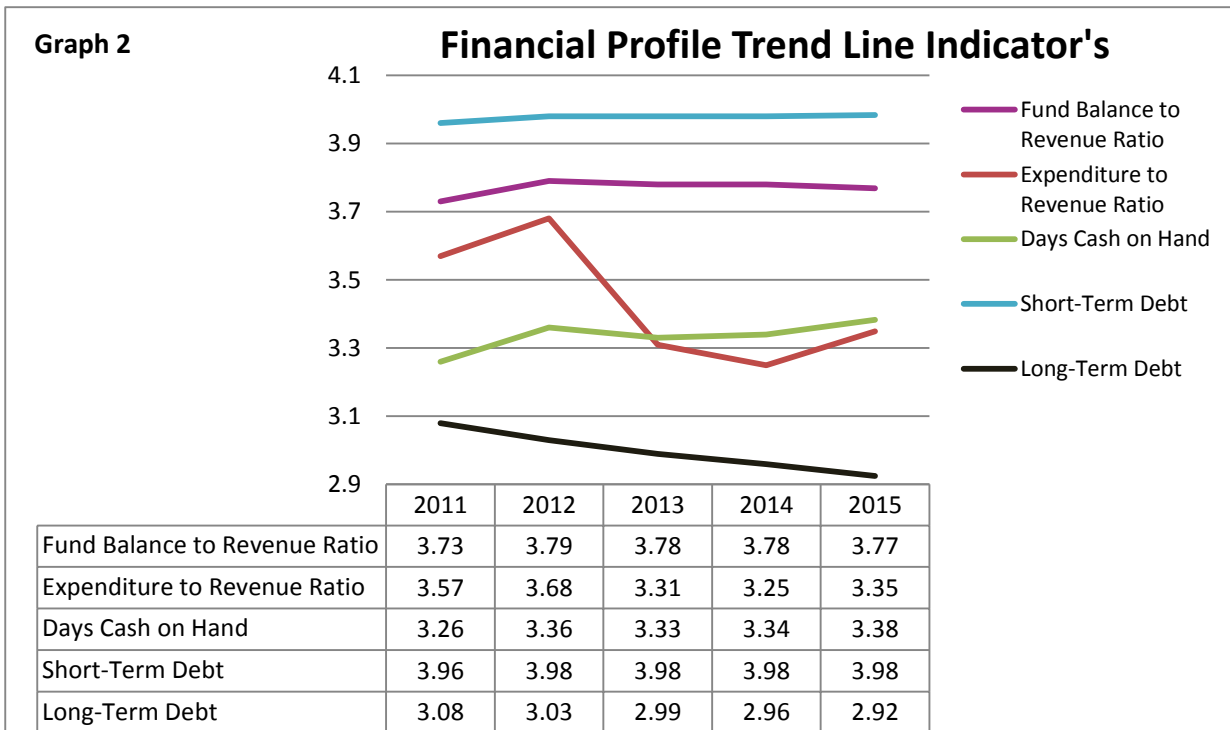
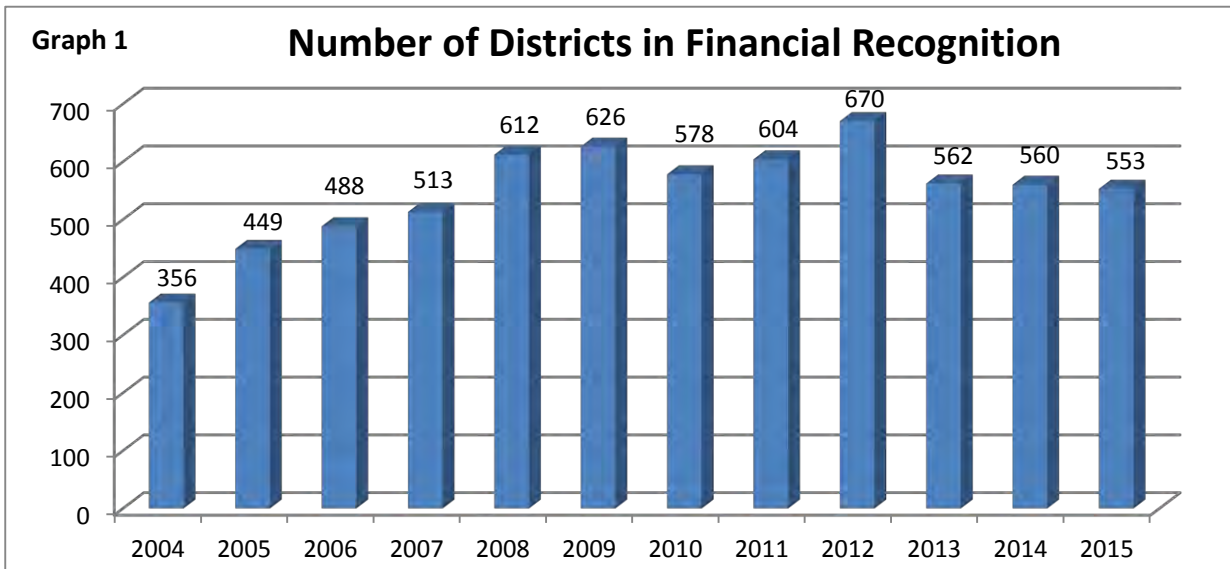
- Financial Recognition,
- Financial Review,
- Financial Early Warning,
- and Financial Watch

with Financial Recognition being the highest category.

This is the twelfth year that the Financial Profile has been used to evaluate districts.

- Beginning with the 2004 Financial Profile through the 2009 Financial Profile, the number of districts in Financial Recognition status has increased each year.
- In 2010 the number of districts in Financial Recognition decreased to 578 from the previous year's 626.
- For the 2011 and 2012 Financial Profiles, the number of districts in Financial Recognition increased again to 604 and 670, respectively.
- For 2013, 2014, and 2015 the number of districts in Financial Recognition has declined to 562, 560, and 553 respectively.

The 2015 Financial Profile continues to reflect the difficult economic times every district in the State is realizing. The number of districts realizing Financial Recognition for 2015 Profile decreased to 553 districts (64.3% of 860 districts), resulting in seven fewer districts in the highest category compared to last year and 117 fewer when compared to the 2012 Financial Profile. The number of districts realizing Financial Watch decreased to 38 (4.4% of 860 districts) from 49 last year. The data point derived from the 2015 Financial Profile Data is that the overall average score for 2014 was Financial Review and the 2015 overall average score has increased to Financial Recognition. See Graph 1 for the number of districts in Financial Recognition for the Financial Profile years 2004 through 2015.



As denoted in Graph 2 above:

The average Expenditure to Revenue Ratio Indicator trend line improved from last year's Financial Profile to this year's Profile.

- In Fiscal Year 2014 districts spent an average of \$1.00 for every dollar of revenue received compared to an average of \$1.016 in FY 2013.

However, the average Fund Balance to Revenue Ratio score has remained constant over the past years, with a slight decrease in FY 2014.

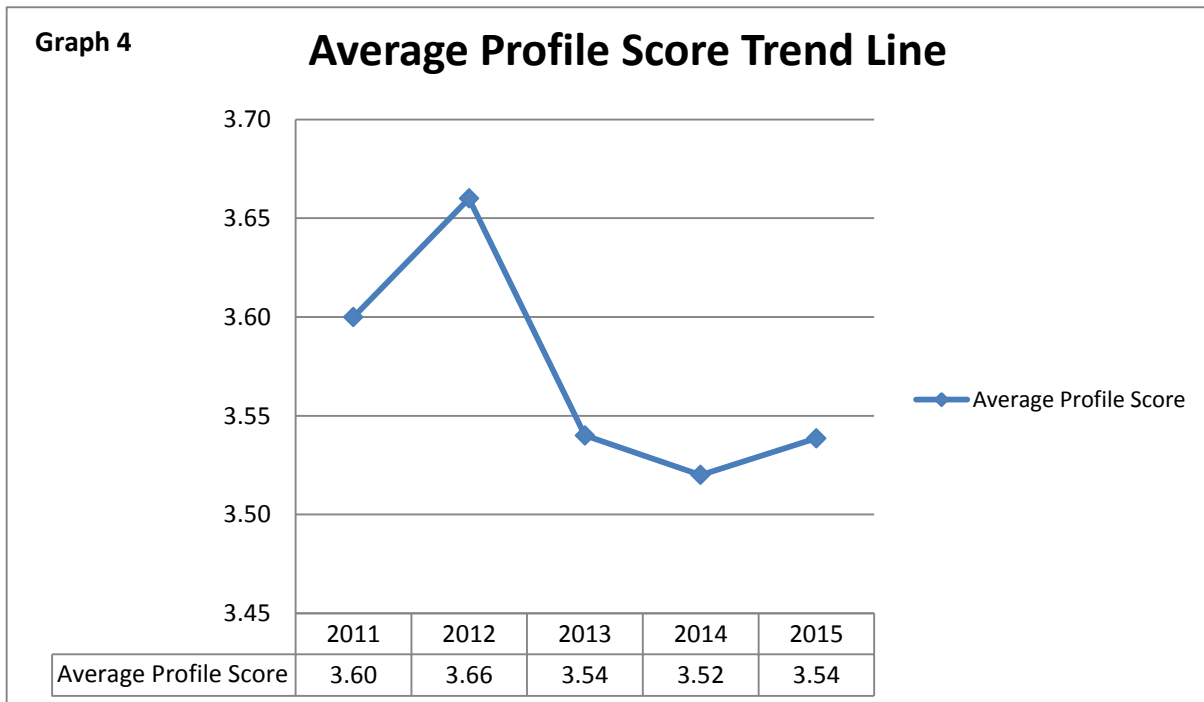
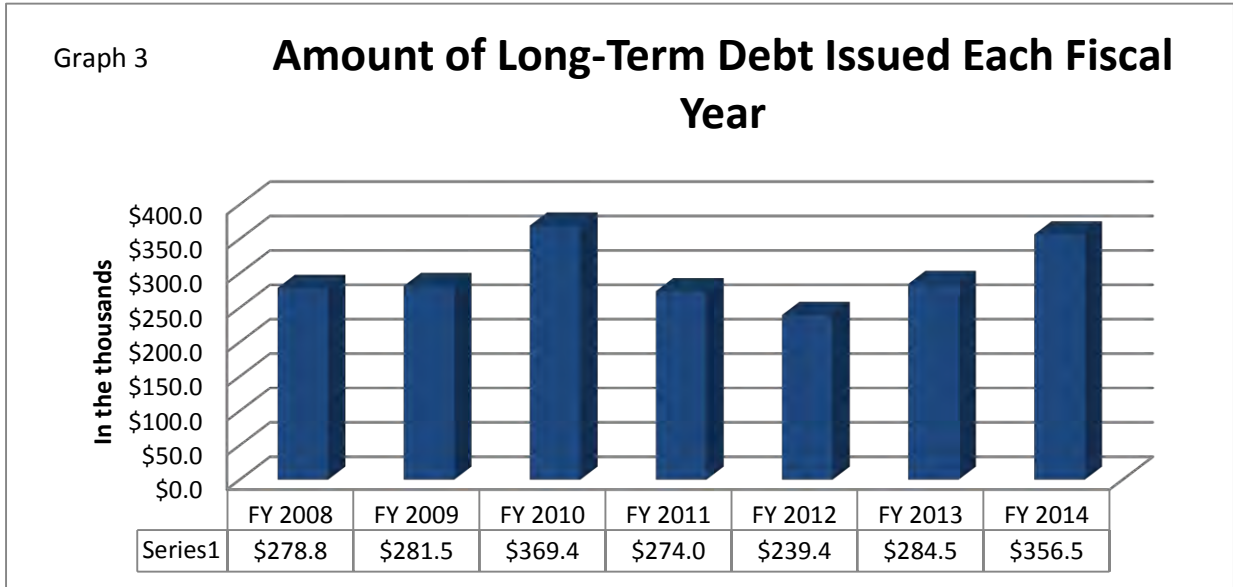
- This is an indication that reserves are being to be diminished

- Even though the average of the Expenditure to Revenue Ratios reflect a slight increase, overall districts continue to deficit spend which is diminishing fund balances

Further, the Long-Term Debt indicator continues on a downward trajectory.

- This indicates that districts are continuing to decrease their expenditures and incur debt to sustain fund balances and operations.
- In FY 2014, districts issued \$356.5 million in new debt in the operating funds; \$72 million (25.3%) more than the \$284.5 million new debt that was issued in the prior FY 2013. (See Graph 3)

Further, information submitted by school districts for FY2015 projects that the number of districts with deficits will increase to 550 or 64.2% of the total districts compared to the FY 2014 which reflects 364 or 42.4%.



Graph 4 reflects the average Financial Profile score for the 2011 Financial Profile through the 2015 Financial Profile.

School finance is a complicated topic. Given this complexity and the financial and accounting differences among the 860 Illinois school districts, there will likely always be issues with how school district finances are characterized. The issues most often identified include:

- Weighting a deficit more than short-term or long-term borrowing (incentive to borrow without really improving the financial condition)
- Timing of revenues (e.g. early receipt of local taxes or late state payments)

As the Financial Profile is a “snap shot” in time of a district’s finances, the data alone cannot give a holistic view of the districts’ financial picture.

### **Payment Delays**

Many school districts have inquired about their rankings in the Financial Profile due to delays in the receipt of the mandated categorical payments. In Fiscal Year 2014, school districts received five mandated categorical payments instead of the customary four. This was one delayed payment from fiscal year 2013 and all four of fiscal year 2014 payments. Mandated categorical payments were not delayed in fiscal year 2014.

Beginning with the 2009 Financial Profile, Section 1A-8 of the School Code [105 ILCS 1A-8] mandates that the Financial Profile calculations shall incorporate delayed State Payments for General State Aid and Mandated Categorical. Because last year’s Financial Profile incorporated the payment that was delayed until this year, this year’s Financial Profile is adjusted for that payment and reflects only the normal four mandated categorical payments. For cash basis school districts, this resulted in adjustments to the Revenue to Fund Balance Ratio, Expenditure to Revenue Ratio, and Days Cash on Hand indicators. The adjustment for accrual basis districts depended upon the amount of delayed payments that were recognized in the AFR.

### **Summary of Watch List Districts**

Of the 49 districts that were on the Watch List last year:

- Four improved to Recognition
- Nine improved to Review
- Fourteen improved to Early Warning
- Twenty one remained as Watch
- One consolidated

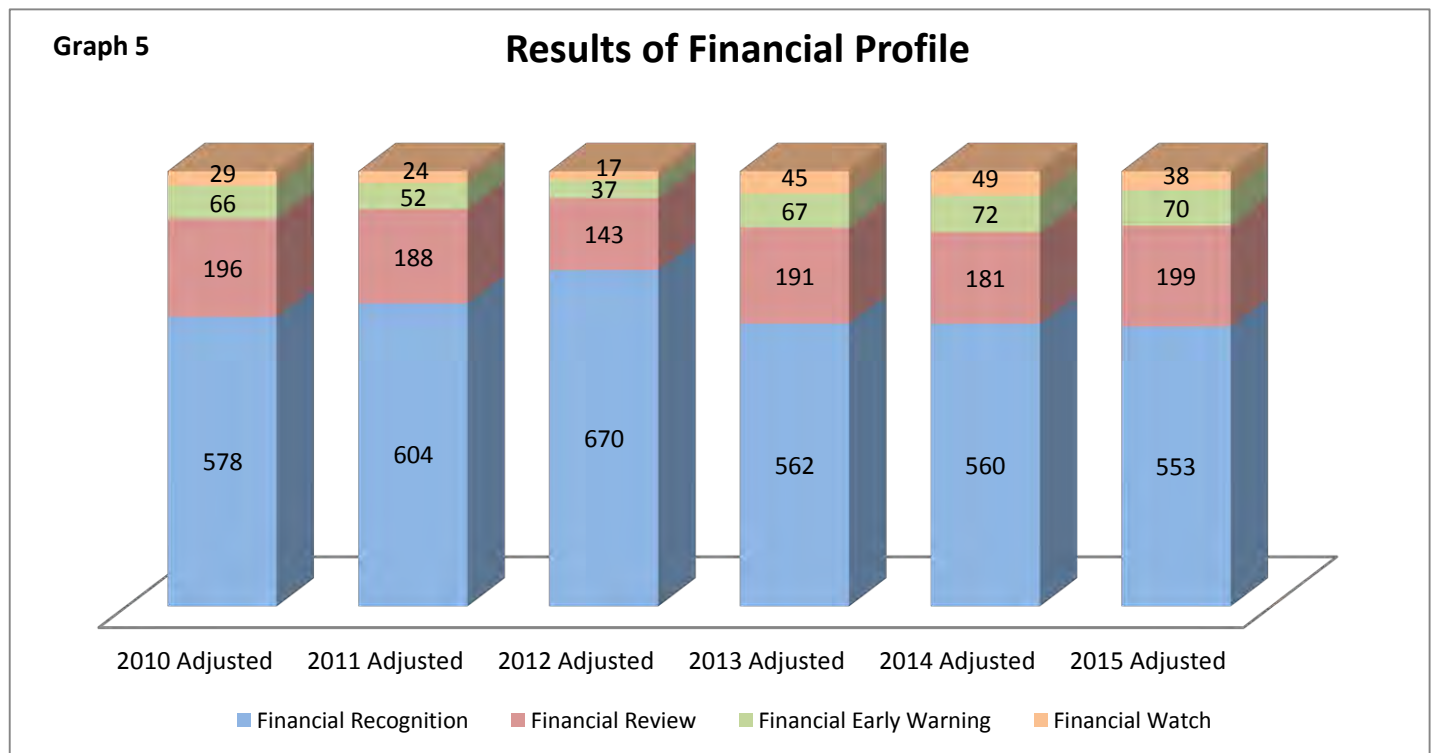
For the twenty-seven districts that made improvements, all made expenditures reductions and twelve of the twenty-seven issued long-term Working Cash Fund bonds (44.4%). ISBE has four geographically located field staff that work with districts facing financial difficulty. Of the twenty-seven districts that improved, these four employees met and working with fifteen of the districts.

There are seventeen new districts that were added to the Watch category this year:

- Five decreased from Review
- Twelve decreased from Early Warning

**Results of the Financial Profile (Table 1 and Graph 5)**

Table 1	FY10 Financial Profile Based on FY09 data Adjusted	FY11 Financial Profile Based on FY10 data Adjusted	FY12 Financial Profile Based on FY11 data Adjusted	FY13 Financial Profile Based on FY12 data Adjusted	FY14 Financial Profile Based on FY13 data Adjusted	FY15 Financial Profile Based on FY14 data Adjusted
Financial Recognition	578	604	670	562	560	553
Financial Review	196	188	143	191	181	199
Financial Early Warning	66	52	37	67	72	70
Financial Watch	29	24	17	45	49	38
<b>Total</b>	<b>869</b>	<b>868</b>	<b>867</b>	<b>865</b>	<b>862</b>	<b>860</b>





A summary of the location of the 38 districts in the Financial Watch category follows:

- Four in St. Clair County
- Three in Jefferson and Madison Counties
- Two in Bureau, Grundy, Lake and Perry Counties
- One in Calhoun, City of Chicago, Clinton, Cumberland, Franklin, Hamilton, Jackson, Johnson, Kane, LaSalle, Lawrence, Macon, Marion, McHenry, Pike, Tazewell, Vermilion, Washington, Will and Woodford counties.

**Financial Watch Designations**

- From 2004 through 2009 the number of school districts in the financial watch category has declined each year until 2010. This was the first year there has been an increase in the number of districts in this category.
- For the 2011 Financial Profile the number of districts in Financial Watch decreased again and continued to decrease for 2012.
- The 2013 and 2014 Financial Profile once again reflects increases in the number of districts in the Financial Watch designation.
- For the 2015 Financial Profile the number of district in the Financial Watch designation decreased by 11 from the 2014 year to 38 school districts.

The 2015 Financial Profile continues to reflect the difficult economic times every district in the state is realizing. While the number of districts in the lowest category, Financial Watch decreased to 38 districts from 49 districts, district were still required to decrease their expenditure and incur long-term debt to sustain operations.

- For the 2015 Financial Profile compared to the 2014 Financial Profile, the number of districts in the lowest designation category, Financial Watch, decreased by 11 districts or 22% (currently 38 school districts compared to 49 school districts last year)
  - For the 2014 Financial Profile compared to the 2013 Financial Profile, the number of districts in the lowest designation category increased by 4 school districts or 9% (49 compared to 45)
  - For the 2013 Financial Profile compared to the 2012 Financial Profile, the number of districts in the lowest designation category increased by 28 school districts or 165% (45 compared to 17)
- 12.6% of the school districts are in the lowest two designation categories compared with 14.0% last year

**School District Budget Analysis -- Deficit Spending**

Table 2 below depicts historical trends in school districts’ deficit spending. The deficit is calculated by examining the four operational funds: Educational Fund, Operation and Maintenance Fund, Pupil Transportation, and Working Cash.

<b>Table 2</b>	<b>2009 Annual Financial Report</b>	<b>2010 Annual Financial Report</b>	<b>2011 Annual Financial Report</b>	<b>2012 Annual Financial Report</b>	<b>2013 Annual Financial Report</b>	<b>2014 Annual Financial Report</b>	<b>2015 Budget Report</b>
<b>Total Number of School Districts</b>	867	864	863	861	862	860	857
<b>Total Number of Deficit Spending School Districts</b>	355	327	157	415	420	364	550
<b>Percentage of Deficit Spending School Districts</b>	40.9%	37.8%	18.2%	48.2%	48.7%	42.3%	64.2%

Given economic conditions, school districts anticipate that their financial position will worsen in the coming year. Information submitted by school districts for FY2015 projects that the number of districts with deficits will increase to 550 or 64.2% of the total districts compared to the FY 2014 which reflected 364 or 42.3%. There are 171 districts that report their Annual Financial Report on the modified accrual basis of accounting. Most of these districts prepare their budgets on the cash basis of accounting. Therefore, their budgets do not reflect



the modified accrual adjustments as their Annual Financial Reports do. One reason districts reflect improvement for FY 2011 and FY 2014 over the prior years is due to cash basis of accounting and districts receiving five mandated categorical payments.

School districts submit a deficit reduction plan if their budgets are not balanced and they do not have an adequate fund balance to sustain the deficit. An adequate fund balance is defined as an ending fund balance that is three times the deficit amount. For example, if a district incurred a deficit of \$100,000, it would be required to submit a deficit reduction plan if the ending fund balance was less than \$300,000.

Of the 550 districts that project that they will incur deficits in Fiscal Year 2015, 95 school districts were required to submit a deficit reduction plan. ISBE staff will continue to monitor these school districts. Staff is reviewing to ensure that all school districts required to submit a deficit reduction plan have done so. After a thorough review, staff will report districts that meet the criteria for certification in financial difficulty.

### **Summary**

School district administrators facing difficult economic times continue to make hard choices. They have chosen to reduce expenditures via reductions in force, to forgo supplies, delay facility repairs/maintenance, purchase buses, and to outsource operations. They have also increased cash balances by issuing debt or restructuring debt payments. Financial performance in the school districts has been impacted by the unavailability of debt, reduced State funding appropriations, delays in receipt of state funding and local revenues, EAV declines in non-tax capped school districts, a decline in new EAV growth for tax capped school districts, and the infusion of revenue from the Federal American Recovery and Reinvestment Act (ARRA).. Dependent upon funding appropriations for fiscal year 2016, districts could be further impacted financially. Districts are now at a point where additional budget reductions are going to be very difficult to realize without impacting the education of students.

- The trajectory of school districts' Financial Profile scores is toward the mid-range. There are fewer districts in Financial Recognition this year, reflecting movement towards Financial Review. There are also fewer districts in the lowest category of Financial Watch, reflecting movement towards Financial Early Warning and Financial Review.
- Districts are issuing long-term debt to sustain day-to-day operations

## **2015 Financial Profile (Based upon 2014 Annual Financial Data)**

### **Comparison between Districts' Original Score and Adjusted Score**

**(Scores were adjusted for delayed payment of Mandated Categoricals)**

## **Financial Profile Scores**

### **Comparison between the Original Score and the Adjusted Score**

<u>RCDT</u>	<u>District</u>	<u>Acct Basis</u>	<u>Original Score</u>	<u>Original Designatio</u>	<u>Adjusted Score</u>	<u>Adjusted Designation</u>
33048276026	Abingdon-Avon CUSD 276	Cash	4.00	Recognition	4.00	Recognition
46009262026	A-C Central CUSD 262	Cash	3.90	Recognition	3.55	Recognition
19022004002	Addison SD 4	Accrual	3.90	Recognition	3.90	Recognition
34049125013	Adlai E Stevenson HSD 125	Cash	4.00	Recognition	4.00	Recognition
21028091004	Akin CCSD 91	Cash	4.00	Recognition	4.00	Recognition
13014063002	Albers SD 63	Cash	4.00	Recognition	4.00	Recognition
44063019024	Alden Hebron SD 19	Cash	4.00	Recognition	4.00	Recognition
20093017024	Allendale CCSD 17	Cash	3.10	Review	3.10	Review
35050065004	Allen-Otter Creek CCSD 65	Cash	4.00	Recognition	4.00	Recognition
07016126002	Alsip-Hazlgrn-Oaklwn SD 126	Cash	4.00	Recognition	4.00	Recognition
03025010026	Altamont CUSD 10	Cash	2.90	Early Warning	2.90	Early Warning
41057011026	Alton CUSD 11	Cash	2.45	Watch	2.10	Watch
28037225026	AIWood CUSD 225	Cash	3.80	Recognition	3.45	Review *
47052272026	Amboy CUSD 272	Cash	4.00	Recognition	4.00	Recognition
02091037004	Anna CCSD 37	Cash	3.90	Recognition	3.90	Recognition
02091081016	Anna Jonesboro CHSD 81	Cash	3.90	Recognition	3.55	Recognition
28037226026	Annawan CUSD 226	Cash	3.55	Recognition	3.55	Recognition
34049034004	Antioch CCSD 34	Cash	3.65	Recognition	3.65	Recognition
34049102004	Aptakisic-Tripp CCSD 102	Accrual	4.00	Recognition	4.00	Recognition
07016145002	Arbor Park SD 145	Cash	3.70	Recognition	3.70	Recognition
11021306026	Arcola CUSD 306	Cash	4.00	Recognition	4.00	Recognition

\* Indicates those school districts with a change in designation category due to the adjustment of late mandated categorical payments.

\*\* Indicates Whiteside School District did not submit an FY14 AFR and is placed in the Financial Watch category.

<u>RCDT</u>	<u>District</u>	<u>Acct Basis</u>	<u>Original Score</u>	<u>Original Designatio</u>	<u>Adjusted Score</u>	<u>Adjusted Designation</u>
39055001026	Argenta-Oreana CUSD 1	Cash	3.45	Review	3.45	Review
07016217016	Argo CHSD 217	Accrual	3.55	Recognition	3.55	Recognition
05016025002	Arlington Heights SD 25	Accrual	4.00	Recognition	4.00	Recognition
54092225017	Armstrong Twp HSD 225	Cash	3.65	Recognition	3.65	Recognition
54092061003	Armstrong-Ellis Cons SD 61	Cash	3.30	Review	3.30	Review
11021305026	Arthur CUSD 305	Cash	3.90	Recognition	3.55	Recognition
13095015004	Ashley CCSD 15	Cash	2.40	Watch	2.40	Watch
47052275026	Ashton-Franklin Center CUSD 275	Cash	3.65	Recognition	3.65	Recognition
22029001026	Astoria CUSD 1	Cash	3.55	Recognition	3.55	Recognition
38065213026	Athens CUSD 213	Cash	3.80	Recognition	3.45	Review *
39074039026	Atwood Hammond CUSD 39	Cash	2.90	Early Warning	2.90	Early Warning
07016125002	Atwood Heights SD 125	Cash	3.70	Recognition	3.70	Recognition
51084010026	Auburn CUSD 10	Cash	4.00	Recognition	4.00	Recognition
31045131022	Aurora East USD 131	Cash	3.25	Review	3.25	Review
31045129022	Aurora West USD 129	Accrual	2.55	Watch	2.55	Watch
13014021002	Aviston SD 21	Cash	3.90	Recognition	3.90	Recognition
05016037002	Avoca SD 37	Accrual	4.00	Recognition	4.00	Recognition
51084005026	Ball Chatham CUSD 5	Cash	3.25	Review	2.90	Early Warning *
34049106002	Bannockburn SD 106	Accrual	4.00	Recognition	4.00	Recognition
34049220026	Barrington CUSD 220	Accrual	3.55	Recognition	3.55	Recognition
13014057002	Bartelso SD 57	Cash	3.65	Recognition	3.65	Recognition
48072066002	Bartonville SD 66	Cash	3.90	Recognition	3.90	Recognition
31045101022	Batavia USD 101	Accrual	3.35	Review	3.35	Review
34049003004	Beach Park CCSD 3	Cash	2.90	Early Warning	2.90	Early Warning

\* Indicates those school districts with a change in designation category due to the adjustment of late mandated categorical payments.

\*\* Indicates Whiteside School District did not submit an FY14 AFR and is placed in the Financial Watch category.

<u>RCDT</u>	<u>District</u>	<u>Acct Basis</u>	<u>Original Score</u>	<u>Original Designatio</u>	<u>Adjusted Score</u>	<u>Adjusted Designation</u>
46009015026	Beardstown CUSD 15	Cash	3.80	Recognition	3.45	Review *
03025020026	Beecher City CUSD 20	Cash	3.65	Recognition	3.65	Recognition
56099200U26	Beecher CUSD 200U	Cash	3.80	Recognition	3.80	Recognition
50082119002	Belle Valley SD 119	Cash	3.70	Recognition	3.70	Recognition
50082118002	Belleville SD 118	Cash	3.45	Review	3.00	Early Warning *
50082201017	Belleville Twp HSD 201	Cash	2.90	Early Warning	2.90	Early Warning
06016088002	Bellwood SD 88	Cash	3.15	Review	2.80	Early Warning *
04004100026	Belvidere CUSD 100	Cash	3.80	Recognition	3.80	Recognition
39074005026	Bement CUSD 5	Cash	3.10	Review	2.75	Early Warning *
19022025002	Benjamin SD 25	Cash	3.90	Recognition	3.90	Recognition
19022002002	Bensenville SD 2	Cash	3.35	Review	3.35	Review
21028047004	Benton CCSD 47	Cash	3.35	Review	3.00	Early Warning *
21028103013	Benton Cons HSD 103	Cash	3.90	Recognition	3.90	Recognition
06016087002	Berkeley SD 87	Accrual	3.45	Review	3.45	Review
06016098002	Berwyn North SD 98	Accrual	4.00	Recognition	4.00	Recognition
06016100002	Berwyn South SD 100	Accrual	3.15	Review	3.15	Review
41057008026	Bethalto CUSD 8	Cash	2.20	Watch	2.20	Watch
25041082002	Bethel SD 82	Cash	3.90	Recognition	3.90	Recognition
34049038002	Big Hollow SD 38	Cash	2.45	Watch	2.10	Watch
54092001026	Bismarck Henning CUSD	Cash	3.00	Early Warning	3.00	Early Warning
07016206017	Bloom Twp HSD 206	Cash	3.80	Recognition	3.80	Recognition
19022013002	Bloomington SD 13	Cash	4.00	Recognition	4.00	Recognition
17064087025	Bloomington SD 87	Cash	3.55	Recognition	3.55	Recognition
17020018026	Blue Ridge CUSD 18	Cash	3.80	Recognition	3.45	Review *

\* Indicates those school districts with a change in designation category due to the adjustment of late mandated categorical payments.

\*\* Indicates Whiteside School District did not submit an FY14 AFR and is placed in the Financial Watch category.

<u>RCDT</u>	<u>District</u>	<u>Acct Basis</u>	<u>Original Score</u>	<u>Original Designatio</u>	<u>Adjusted Score</u>	<u>Adjusted Designation</u>
25041114004	Bluford CCSD 114	Cash	2.55	Watch	2.55	Watch
03003002026	Bond County CUSD 2	Cash	2.90	Early Warning	2.90	Early Warning
32046053002	Bourbonnais SD 53	Accrual	3.55	Recognition	3.55	Recognition
24032075002	Braceville SD 75	Cash	3.10	Review	2.75	Early Warning *
28088001026	Bradford CUSD 1	Cash	3.90	Recognition	3.90	Recognition
32046307016	Bradley Bourbonnais CHSD 307	Cash	3.90	Recognition	3.80	Recognition
32046061002	Bradley SD 61	Cash	3.55	Recognition	3.55	Recognition
13014012004	Breese ESD 12	Cash	1.95	Watch	1.95	Watch
07016228016	Bremen CHSD 228	Cash	3.55	Recognition	3.55	Recognition
48072309026	Brimfield CUSD 309	Cash	3.70	Recognition	3.70	Recognition
06016095002	Brookfield Lagrange Park SD 95	Accrual	3.80	Recognition	3.80	Recognition
50082188022	Brooklyn UD 188	Cash	3.25	Review	3.25	Review
07016167002	Brookwood SD 167	Cash	3.70	Recognition	3.70	Recognition
46005001026	Brown County CUSD 1	Cash	3.45	Review	3.45	Review
03026201026	Brownstown CUSD 201	Cash	3.80	Recognition	3.80	Recognition
40007042026	Brussels CUSD 42	Cash	4.00	Recognition	3.90	Recognition
02044043003	Buncombe Cons SD 43	Cash	3.45	Review	3.45	Review
40056008026	Bunker Hill CUSD 8	Cash	3.90	Recognition	3.90	Recognition
07016111002	Burbank SD 111	Cash	4.00	Recognition	4.00	Recognition
28006340026	Bureau Valley CUSD 340	Cash	3.35	Review	3.00	Early Warning *
07016154502	Burnham SD 154-5	Cash	3.45	Review	3.45	Review
26062170026	Bushnell Prairie City CUSD 170	Cash	3.55	Recognition	3.55	Recognition
19022053002	Butler SD 53	Cash	4.00	Recognition	4.00	Recognition
47071226026	Byron CUSD 226	Cash	3.90	Recognition	3.90	Recognition

\* Indicates those school districts with a change in designation category due to the adjustment of late mandated categorical payments.

\*\* Indicates Whiteside School District did not submit an FY14 AFR and is placed in the Financial Watch category.

<u>RCDT</u>	<u>District</u>	<u>Acct Basis</u>	<u>Original Score</u>	<u>Original Designatio</u>	<u>Adjusted Score</u>	<u>Adjusted Designation</u>
50082187026	Cahokia CUSD 187	Accrual	3.15	Review	3.15	Review
02002001022	Cairo USD 1	Cash	3.90	Recognition	3.55	Recognition
40007040026	Calhoun CUSD 40	Cash	2.80	Early Warning	2.45	Watch *
07016155002	Calumet City SD 155	Cash	3.70	Recognition	3.70	Recognition
07016132002	Calumet Public SD 132	Cash	3.80	Recognition	3.80	Recognition
28037227026	Cambridge CUSD 227	Cash	3.90	Recognition	3.90	Recognition
22029066025	Canton Union SD 66	Cash	3.45	Review	3.45	Review
49081036002	Carbon Cliff-Barstow SD 36	Cash	3.00	Early Warning	2.90	Early Warning
30039165016	Carbondale CHSD 165	Cash	3.90	Recognition	3.90	Recognition
30039095002	Carbondale ESD 95	Cash	3.90	Recognition	3.90	Recognition
40056001026	Carlinville CUSD 1	Cash	4.00	Recognition	4.00	Recognition
13014001026	Carlyle CUSD 1	Cash	4.00	Recognition	3.65	Recognition
20097005026	Carmi-White County CUSD 5	Cash	3.00	Early Warning	3.00	Early Warning
20083002026	Carrier Mills-Stonefort CUSD 2	Cash	3.10	Review	3.10	Review
40031001026	Carrollton CUSD 1	Cash	3.90	Recognition	3.90	Recognition
21100005026	Cartersville CUSD 5	Cash	3.25	Review	3.25	Review
26034317004	Carthage ESD 317	Cash	3.65	Recognition	3.65	Recognition
44063026004	Cary CCSD 26	Accrual	3.35	Review	3.35	Review
11012004C26	Casey-Westfield CUSD 4C	Cash	3.35	Review	2.90	Early Warning *
19022063002	Cass SD 63	Cash	3.45	Review	3.45	Review
54092005026	Catlin CUSD 5	Cash	3.55	Recognition	3.55	Recognition
07016146004	CCSD 146	Accrual	3.80	Recognition	3.80	Recognition
07016168004	CCSD 168	Cash	3.65	Recognition	3.65	Recognition
19022180004	CCSD 180	Cash	4.00	Recognition	4.00	Recognition

\* Indicates those school districts with a change in designation category due to the adjustment of late mandated categorical payments.

\*\* Indicates Whiteside School District did not submit an FY14 AFR and is placed in the Financial Watch category.

<u>RCDT</u>	<u>District</u>	<u>Acct Basis</u>	<u>Original Score</u>	<u>Original Designatio</u>	<u>Adjusted Score</u>	<u>Adjusted Designation</u>
30073204004	CCSD 204	Cash	3.55	Recognition	3.55	Recognition
05016062004	CCSD 62	Accrual	3.70	Recognition	3.70	Recognition
19022089004	CCSD 89	Accrual	3.55	Recognition	3.55	Recognition
19022093004	CCSD 93	Accrual	3.90	Recognition	3.90	Recognition
19022066002	Center Cass SD 66	Cash	4.00	Recognition	4.00	Recognition
11087021026	Central A & M CUD 21	Cash	3.90	Recognition	3.90	Recognition
13014071016	Central CHSD 71	Cash	4.00	Recognition	3.65	Recognition
13058133002	Central City SD 133	Cash	3.00	Early Warning	3.00	Early Warning
01001003026	Central CUSD 3	Cash	3.65	Recognition	3.65	Recognition
31045301026	Central CUSD 301	Cash	3.80	Recognition	3.80	Recognition
32038004026	Central CUSD 4	Cash	3.45	Review	3.45	Review
50082104002	Central SD 104	Cash	3.70	Recognition	3.70	Recognition
53090051002	Central SD 51	Cash	3.45	Review	3.45	Review
07016110002	Central Stickney SD 110	Cash	4.00	Recognition	4.00	Recognition
13058200017	Centralia HSD 200	Cash	2.10	Watch	2.10	Watch
13058135002	Centralia SD 135	Cash	3.45	Review	3.45	Review
02077100026	Century CUSD 100	Cash	3.80	Recognition	3.45	Review *
39074100026	Cerro Gordo CUSD 100	Cash	3.70	Recognition	3.35	Review *
08008399026	Chadwick-Milledgeville CUSD 399	Cash	3.55	Recognition	3.55	Recognition
09010004026	Champaign CUSD 4	Accrual	3.90	Recognition	3.90	Recognition
56099088002	Chaney-Monge SD 88	Cash	3.90	Recognition	3.90	Recognition
56099017002	Channahon SD 17	Accrual	4.00	Recognition	4.00	Recognition
11015001026	Charleston CUSD 1	Cash	3.55	Recognition	3.55	Recognition
28006092002	Cherry SD 92	Cash	2.05	Watch	2.05	Watch

\* Indicates those school districts with a change in designation category due to the adjustment of late mandated categorical payments.

\*\* Indicates Whiteside School District did not submit an FY14 AFR and is placed in the Financial Watch category.



<u>RCDT</u>	<u>District</u>	<u>Acct Basis</u>	<u>Original Score</u>	<u>Original Designatio</u>	<u>Adjusted Score</u>	<u>Adjusted Designation</u>
45079139026	Chester CUSD 139	Cash	3.35	Review	3.35	Review
45079122019	Chester N HSD 122	Cash	3.35	Review	3.35	Review
38054061004	Chester-East Lincoln CCSD 61	Cash	3.80	Recognition	3.45	Review *
07016170002	Chicago Heights SD 170	Cash	3.65	Recognition	3.65	Recognition
07016127502	Chicago Ridge SD 127-5	Cash	3.80	Recognition	3.80	Recognition
21028099026	Christopher USD 99	Cash	3.60	Recognition	3.60	Recognition
34049117016	CHSD 117	Cash	4.00	Recognition	4.00	Recognition
34049128016	CHSD 128	Accrual	4.00	Recognition	4.00	Recognition
44063155016	CHSD 155	Accrual	3.65	Recognition	3.65	Recognition
07016218016	CHSD 218	Accrual	3.90	Recognition	3.90	Recognition
19022094016	CHSD 94	Cash	4.00	Recognition	4.00	Recognition
19022099016	CHSD 99	Accrual	3.30	Review	3.30	Review
06016099002	Cicero SD 99	Cash	3.35	Review	3.35	Review
32038006026	Cissna Park CUSD 6	Cash	4.00	Recognition	4.00	Recognition
15016299025	City of Chicago SD 299	Accrual	2.45	Watch	2.45	Watch
12013010026	Clay City CUSD 10	Cash	3.70	Recognition	3.70	Recognition
17020015026	Clinton CUSD 15	Cash	3.90	Recognition	3.90	Recognition
24032001026	Coal City CUSD 1	Cash	3.90	Recognition	3.90	Recognition
02091017022	Cobden SUD 17	Cash	3.45	Review	3.45	Review
41057010026	Collinsville CUSD 10	Cash	3.90	Recognition	3.90	Recognition
28037190002	Colona SD 190	Cash	3.65	Recognition	3.55	Recognition
45067004026	Columbia CUSD 4	Cash	3.80	Recognition	3.80	Recognition
05016059004	Comm Cons SD 59	Accrual	3.65	Recognition	3.65	Recognition
07016230013	Cons HSD 230	Cash	4.00	Recognition	3.65	Recognition

\* Indicates those school districts with a change in designation category due to the adjustment of late mandated categorical payments.

\*\* Indicates Whiteside School District did not submit an FY14 AFR and is placed in the Financial Watch category.

<u>RCDT</u>	<u>District</u>	<u>Acct Basis</u>	<u>Original Score</u>	<u>Original Designatio</u>	<u>Adjusted Score</u>	<u>Adjusted Designation</u>
44063158022	Cons SD 158	Accrual	3.60	Recognition	3.60	Recognition
07016130002	Cook County SD 130	Cash	3.45	Review	3.45	Review
17053426004	Cornell CCSD 426	Cash	3.80	Recognition	3.80	Recognition
45079001022	Coulterville USD 1	Cash	3.45	Review	3.45	Review
07016160002	Country Club Hills SD 160	Cash	3.60	Recognition	3.25	Review *
02091043004	County of Union Sch Dist No43	Cash	3.80	Recognition	3.80	Recognition
04101320026	County of Winnebago SD 320	Cash	3.45	Review	3.45	Review
43102122017	County of Woodford School	Cash	4.00	Recognition	3.90	Recognition
11087003A26	Cowden-Herrick CUSD 3A	Cash	3.55	Recognition	3.45	Review *
21100003026	Crab Orchard CUSD 3	Cash	2.90	Early Warning	2.90	Early Warning
32038249026	Crescent Iroquois CUSD 249	Cash	3.65	Recognition	3.20	Review *
47071161004	Creston CCSD 161	Cash	4.00	Recognition	4.00	Recognition
56099201U26	Crete Monee CUSD 201U	Accrual	3.35	Review	3.35	Review
53090076002	Creve Coeur SD 76	Cash	3.65	Recognition	3.65	Recognition
44063047004	Crystal Lake CCSD 47	Accrual	3.55	Recognition	3.55	Recognition
11018077026	Cumberland CUSD 77	Cash	3.80	Recognition	3.45	Review *
19022200026	CUSD 200	Accrual	3.45	Review	3.45	Review
19022201026	CUSD 201	Accrual	4.00	Recognition	4.00	Recognition
22029003026	CUSD 3 Fulton County	Cash	3.45	Review	3.45	Review
31045300026	CUSD 300	Accrual	3.25	Review	3.25	Review
01001004026	CUSD 4	Cash	3.80	Recognition	3.80	Recognition
02044064002	Cypress SD 64	Cash	3.65	Recognition	3.55	Recognition
08089201026	Dakota CUSD 201	Cash	3.90	Recognition	3.90	Recognition
26034327004	Dallas ESD 327	Cash	3.90	Recognition	3.45	Review *

\* Indicates those school districts with a change in designation category due to the adjustment of late mandated categorical payments.

\*\* Indicates Whiteside School District did not submit an FY14 AFR and is placed in the Financial Watch category.

<u>RCDT</u>	<u>District</u>	<u>Acct Basis</u>	<u>Original Score</u>	<u>Original Designatio</u>	<u>Adjusted Score</u>	<u>Adjusted Designation</u>	
28006098002	Dalzell SD 98	Cash	3.55	Recognition	3.45	Review	*
13014062002	Damiansville SD 62	Cash	3.15	Review	3.15	Review	
54092118024	Danville CCSD 118	Accrual	3.35	Review	3.35	Review	
19022061002	Darien SD 61	Accrual	4.00	Recognition	4.00	Recognition	
39055061025	Decatur SD 61	Cash	3.25	Review	3.25	Review	
53090701026	Deer Creek-Mackinaw CUSD 701	Cash	3.80	Recognition	3.45	Review	*
35050082004	Deer Park CCSD 82	Cash	3.90	Recognition	3.90	Recognition	
34049109002	Deerfield SD 109	Accrual	4.00	Recognition	4.00	Recognition	
16019428026	DeKalb CUSD 428	Accrual	3.35	Review	3.35	Review	
39074057026	Deland-Weldon CUSD 57	Cash	3.10	Review	3.00	Early Warning	*
53090703026	Delavan CUSD 703	Cash	4.00	Recognition	4.00	Recognition	
28006103022	DePue USD 103	Accrual	3.55	Recognition	3.45	Review	*
30039086003	DeSoto Cons SD 86	Cash	2.45	Watch	2.45	Watch	
34049076002	Diamond Lake SD 76	Cash	4.00	Recognition	4.00	Recognition	
03025030026	Dieterich CUSD 30	Cash	3.55	Recognition	3.55	Recognition	
35050175004	Dimmick CCSD 175	Accrual	3.90	Recognition	3.90	Recognition	
53090050002	District 50 Schools	Cash	4.00	Recognition	4.00	Recognition	
47052170022	Dixon USD 170	Accrual	3.55	Recognition	3.55	Recognition	
25041007004	Dodds CCSD 7	Cash	3.80	Recognition	3.80	Recognition	
07016148002	Dolton SD 148	Cash	3.70	Recognition	3.70	Recognition	
07016149002	Dolton SD 149	Accrual	3.25	Review	3.25	Review	
02091066022	Dongola USD 66	Cash	3.10	Review	3.10	Review	
32038003026	Donovan CUSD 3	Cash	3.65	Recognition	3.65	Recognition	
19022058002	Downers Grove GSD 58	Accrual	3.55	Recognition	3.55	Recognition	

\* Indicates those school districts with a change in designation category due to the adjustment of late mandated categorical payments.

\*\* Indicates Whiteside School District did not submit an FY14 AFR and is placed in the Financial Watch category.

<u>RCDT</u>	<u>District</u>	<u>Acct Basis</u>	<u>Original Score</u>	<u>Original Designatio</u>	<u>Adjusted Score</u>	<u>Adjusted Designation</u>
48072323026	Dunlap CUSD 323	Cash	3.80	Recognition	3.80	Recognition
19022088016	DuPage HSD 88	Accrual	3.45	Review	3.45	Review
50082196026	Dupo CUSD 196	Cash	3.60	Recognition	3.25	Review *
30073300026	Duquoin CUSD 300	Cash	2.80	Early Warning	2.80	Early Warning
04101322026	Durand CUSD 322	Cash	4.00	Recognition	4.00	Recognition
17053232002	Dwight Common SD 232	Cash	3.90	Recognition	3.90	Recognition
17053230017	Dwight Twp HSD 230	Cash	4.00	Recognition	4.00	Recognition
35050009026	Earlville CUSD 9	Cash	3.80	Recognition	3.80	Recognition
41057013002	East Alton SD 13	Cash	3.15	Review	2.80	Early Warning *
41057014016	East Alton-Wood River CHSD 14	Accrual	3.55	Recognition	3.55	Recognition
55098020002	East Coloma - Nelson CESD 20	Cash	4.00	Recognition	4.00	Recognition
08043119022	East Dubuque USD 119	Cash	3.90	Recognition	3.90	Recognition
05016063002	East Maine SD 63	Accrual	4.00	Recognition	4.00	Recognition
49081037002	East Moline SD 37	Cash	2.65	Early Warning	2.65	Early Warning
53090309016	East Peoria CHSD 309	Cash	3.55	Recognition	3.55	Recognition
53090086002	East Peoria SD 86	Cash	3.90	Recognition	3.90	Recognition
05016073002	East Prairie SD 73	Cash	3.65	Recognition	3.65	Recognition
12080001026	East Richland CUSD 1	Cash	3.60	Recognition	3.60	Recognition
50082189022	East St Louis SD 189	Accrual	3.60	Recognition	3.60	Recognition
08008308026	Eastland CUSD 308	Cash	3.55	Recognition	3.55	Recognition
11023006026	Edgar County CUD 6	Cash	3.45	Review	3.45	Review
10011004026	Edinburg CUSD 4	Cash	4.00	Recognition	4.00	Recognition
20024001026	Edwards County CUSD 1	Cash	3.55	Recognition	3.55	Recognition
41057007026	Edwardsville CUSD 7	Accrual	2.45	Watch	2.45	Watch

\* Indicates those school districts with a change in designation category due to the adjustment of late mandated categorical payments.

\*\* Indicates Whiteside School District did not submit an FY14 AFR and is placed in the Financial Watch category.

<u>RCDT</u>	<u>District</u>	<u>Acct Basis</u>	<u>Original Score</u>	<u>Original Designatio</u>	<u>Adjusted Score</u>	<u>Adjusted Designation</u>
03025040026	Effingham CUSD 40	Cash	3.65	Recognition	3.65	Recognition
02002005026	Egyptian CUSD 5	Cash	4.00	Recognition	4.00	Recognition
43102011026	El Paso-Gridley CUSD 11	Cash	2.85	Early Warning	2.85	Early Warning
20083004026	Eldorado CUSD 4	Cash	3.35	Review	3.35	Review
19022205026	Elmhurst SD 205	Accrual	3.45	Review	3.45	Review
48072322026	Elmwood CUSD 322	Cash	3.55	Recognition	3.55	Recognition
06016401026	Elmwood Park CUSD 401	Accrual	3.80	Recognition	3.70	Recognition
30039196026	Elverado CUSD 196	Cash	2.90	Early Warning	2.90	Early Warning
56099203004	Elwood CCSD 203	Cash	3.65	Recognition	3.65	Recognition
34049033002	Emmons SD 33	Cash	3.70	Recognition	3.70	Recognition
55098001026	Erie CUSD 1	Cash	4.00	Recognition	4.00	Recognition
07016159002	ESD 159	Cash	3.70	Recognition	3.60	Recognition
47071269004	Eswood CCSD 269	Cash	4.00	Recognition	4.00	Recognition
43102140026	Eureka CUD 140	Cash	3.55	Recognition	3.55	Recognition
05016065004	Evanston CCSD 65	Cash	3.35	Review	3.00	Early Warning *
05016202017	Evanston Twp HSD 202	Accrual	4.00	Recognition	3.90	Recognition
07016231016	Evergreen Park CHSD 231	Cash	4.00	Recognition	4.00	Recognition
07016124002	Evergreen Park ESD 124	Accrual	3.55	Recognition	3.55	Recognition
21028115004	Ewing Northern CCSD 115	Cash	3.90	Recognition	3.90	Recognition
20096225016	Fairfield Comm H S Dist 225	Cash	3.90	Recognition	3.55	Recognition
20096112004	Fairfield PSD 112	Cash	3.35	Review	3.35	Review
56099089002	Fairmont SD 89	Cash	3.80	Recognition	3.80	Recognition
05016072002	Fairview SD 72	Cash	4.00	Recognition	4.00	Recognition
48072265026	Farmington Central CUSD 265	Cash	4.00	Recognition	3.65	Recognition

\* Indicates those school districts with a change in designation category due to the adjustment of late mandated categorical payments.

\*\* Indicates Whiteside School District did not submit an FY14 AFR and is placed in the Financial Watch category.

<u>RCDT</u>	<u>District</u>	<u>Acct Basis</u>	<u>Original Score</u>	<u>Original Designatio</u>	<u>Adjusted Score</u>	<u>Adjusted Designation</u>
25041099004	Farrington CCSD 99	Cash	3.90	Recognition	3.90	Recognition
19022100016	Fenton CHSD 100	Cash	4.00	Recognition	4.00	Recognition
25041003004	Field CCSD 3	Cash	4.00	Recognition	3.55	Recognition
43102006026	Fieldcrest CUSD 6	Cash	3.10	Review	2.40	Watch *
09010001026	Fisher CUSD 1	Cash	3.35	Review	3.35	Review
17053074027	Flanagan-Cornell Dist 74	Cash	2.75	Early Warning	2.75	Early Warning
12013035026	Flora CUSD 35	Cash	3.70	Recognition	3.70	Recognition
07016161002	Flossmoor SD 161	Cash	3.55	Recognition	3.55	Recognition
07016169002	Ford Heights SD 169	Cash	3.35	Review	3.35	Review
06016091002	Forest Park SD 91	Cash	3.65	Recognition	3.65	Recognition
07016142002	Forest Ridge SD 142	Cash	3.35	Review	3.35	Review
47071221026	Forrestville Valley CUSD 221	Cash	3.45	Review	3.45	Review
34049114002	Fox Lake GSD 114	Cash	3.45	Review	3.45	Review
44063003003	Fox River Grove Cons SD 3	Cash	3.55	Recognition	3.55	Recognition
56099157C04	Frankfort CCSD 157C	Accrual	3.80	Recognition	3.80	Recognition
21028168026	Frankfort CUSD 168	Cash	2.55	Watch	2.20	Watch
46069001026	Franklin CUSD 1	Cash	4.00	Recognition	3.65	Recognition
06016084002	Franklin Park SD 84	Cash	3.80	Recognition	3.80	Recognition
50082070004	Freeburg CCSD 70	Cash	4.00	Recognition	3.65	Recognition
50082077016	Freeburg CHSD 77	Cash	3.45	Review	3.45	Review
08089145022	Freeport SD 145	Accrual	3.45	Review	3.45	Review
34049079002	Fremont SD 79	Accrual	3.90	Recognition	3.90	Recognition
20083001026	Galatia CUSD 1	Cash	4.00	Recognition	4.00	Recognition
08043120022	Galena USD 120	Cash	3.90	Recognition	3.90	Recognition

\* Indicates those school districts with a change in designation category due to the adjustment of late mandated categorical payments.

\*\* Indicates Whiteside School District did not submit an FY14 AFR and is placed in the Financial Watch category.

<u>RCDT</u>	<u>District</u>	<u>Acct Basis</u>	<u>Original Score</u>	<u>Original Designatio</u>	<u>Adjusted Score</u>	<u>Adjusted Designation</u>
33048205026	Galesburg CUSD 205	Accrual	3.25	Review	3.25	Review
20030007026	Gallatin CUSD 7	Cash	3.90	Recognition	3.90	Recognition
28037224026	Galva CUSD 224	Cash	4.00	Recognition	4.00	Recognition
24032072C04	Gardner CCSD 72C	Cash	3.65	Recognition	3.65	Recognition
24032073017	Gardner S Wilmington Twp HSD 73	Cash	3.65	Recognition	3.65	Recognition
34049037002	Gavin SD 37	Cash	3.80	Recognition	3.80	Recognition
20096014004	Geff CCSD 14	Cash	4.00	Recognition	4.00	Recognition
07016133002	Gen George Patton SD 133	Cash	3.60	Recognition	3.60	Recognition
28037228026	Geneseo CUSD 228	Cash	3.65	Recognition	3.65	Recognition
31045304026	Geneva CUSD 304	Accrual	3.70	Recognition	3.70	Recognition
16019424026	Genoa Kingston CUSD 424	Cash	3.55	Recognition	3.55	Recognition
54092004026	Georgetown-Ridge Farm CUD 4	Cash	3.25	Review	2.55	Watch *
43102069002	Germantown Hills SD 69	Cash	3.90	Recognition	3.90	Recognition
13014060002	Germantown SD 60	Cash	4.00	Recognition	4.00	Recognition
30039130004	Giant City CCSD 130	Cash	3.70	Recognition	3.70	Recognition
09027005026	Gibson City-Melvin-Sibley CUSD 5	Cash	3.90	Recognition	3.55	Recognition
09010188004	Gifford CCSD 188	Cash	3.80	Recognition	3.80	Recognition
40056007026	Gillespie CUSD 7	Cash	3.25	Review	3.25	Review
19022041002	Glen Ellyn SD 41	Accrual	3.65	Recognition	3.65	Recognition
19022087017	Glenbard Twp HSD 87	Cash	4.00	Recognition	4.00	Recognition
05016035002	Glencoe SD 35	Accrual	3.90	Recognition	3.90	Recognition
05016034004	Glenview CCSD 34	Cash	4.00	Recognition	3.65	Recognition
05016067002	Golf ESD 67	Cash	3.80	Recognition	3.80	Recognition
02044001026	Goreville CUD 1	Cash	3.80	Recognition	3.80	Recognition

\* Indicates those school districts with a change in designation category due to the adjustment of late mandated categorical payments.

\*\* Indicates Whiteside School District did not submit an FY14 AFR and is placed in the Financial Watch category.

<u>RCDT</u>	<u>District</u>	<u>Acct Basis</u>	<u>Original Score</u>	<u>Original Designatio</u>	<u>Adjusted Score</u>	<u>Adjusted Designation</u>
19022062002	Gower SD 62	Cash	4.00	Recognition	4.00	Recognition
25041006004	Grand Prairie CCSD 6	Cash	3.10	Review	2.65	Early Warning *
35050095004	Grand Ridge CCSD 95	Cash	3.55	Recognition	3.55	Recognition
41057009026	Granite City CUSD 9	Cash	3.00	Early Warning	3.00	Early Warning
50082110004	Grant CCSD 110	Cash	3.45	Review	3.45	Review
34049124016	Grant CHSD 124	Cash	3.90	Recognition	3.90	Recognition
32046006026	Grant Park CUSD 6	Cash	3.80	Recognition	3.80	Recognition
34049036002	Grass Lake SD 36	Cash	4.00	Recognition	4.00	Recognition
34049046004	Grayslake CCSD 46	Accrual	3.25	Review	3.25	Review
34049127016	Grayslake CHSD 127	Accrual	3.70	Recognition	3.70	Recognition
20097001026	Grayville CUSD 1	Cash	3.45	Review	3.45	Review
40031010026	Greenfield CUSD 10	Cash	3.55	Recognition	3.55	Recognition
38065200026	Greenview CUSD 200	Cash	4.00	Recognition	4.00	Recognition
01075004026	Griggsville-Perry CUSD 4	Cash	2.35	Watch	1.65	Watch
34049056002	Gurnee SD 56	Cash	3.35	Review	3.35	Review
28006502017	Hall HSD 502	Cash	2.80	Early Warning	2.45	Watch *
26034328024	Hamilton CCSD 328	Cash	2.75	Early Warning	2.75	Early Warning
25033010026	Hamilton Co CUSD 10	Cash	2.90	Early Warning	2.55	Watch *
49081029002	Hampton SD 29	Cash	4.00	Recognition	4.00	Recognition
20035001026	Hardin County CUSD 1	Cash	3.35	Review	3.00	Early Warning *
04101122022	Harlem UD 122	Accrual	3.10	Review	3.10	Review
50082175002	Harmony Emge SD 175	Cash	3.25	Review	2.90	Early Warning *
20083003026	Harrisburg CUSD 3	Cash	2.90	Early Warning	2.90	Early Warning
44063036002	Harrison SD 36	Cash	3.80	Recognition	3.80	Recognition

\* Indicates those school districts with a change in designation category due to the adjustment of late mandated categorical payments.

\*\* Indicates Whiteside School District did not submit an FY14 AFR and is placed in the Financial Watch category.



<u>RCDT</u>	<u>District</u>	<u>Acct Basis</u>	<u>Original Score</u>	<u>Original Designatio</u>	<u>Adjusted Score</u>	<u>Adjusted Designation</u>
38054021026	Hartsburg Emden CUSD 21	Cash	3.90	Recognition	3.90	Recognition
44063050026	Harvard CUSD 50	Accrual	3.70	Recognition	3.70	Recognition
07016152002	Harvey SD 152	Cash	3.65	Recognition	3.65	Recognition
38060126026	Havana CUSD 126	Cash	3.55	Recognition	3.55	Recognition
34049073004	Hawthorn CCSD 73	Cash	3.55	Recognition	3.55	Recognition
07016152502	Hazel Crest SD 152-5	Cash	3.35	Review	3.35	Review
43059005026	Henry-Senachwine CUSD 5	Cash	3.65	Recognition	3.65	Recognition
09010008026	Heritage CUSD 8	Cash	3.80	Recognition	3.45	Review *
21100004026	Herrin CUSD 4	Cash	2.80	Early Warning	2.80	Early Warning
32046002026	Herscher CUSD 2	Cash	3.55	Recognition	3.55	Recognition
17064004026	Heyworth CUSD 4	Cash	3.70	Recognition	3.35	Review *
16019426026	Hiawatha CUSD 426	Cash	3.35	Review	3.35	Review
50082116002	High Mount SD 116	Cash	2.45	Watch	2.45	Watch
41057005026	Highland CUSD 5	Accrual	3.35	Review	3.25	Review
10068003026	Hillsboro CUSD 3	Accrual	3.00	Early Warning	3.00	Early Warning
06016093002	Hillside SD 93	Accrual	4.00	Recognition	4.00	Recognition
16019429026	Hinckley Big Rock CUSD 429	Cash	3.70	Recognition	3.35	Review *
19022181004	Hinsdale CCSD 181	Accrual	3.45	Review	3.45	Review
19022086017	Hinsdale Twp HSD 86	Accrual	4.00	Recognition	4.00	Recognition
48072328003	Hollis Cons SD 328	Cash	3.90	Recognition	3.90	Recognition
56099033C04	Homer CCSD 33C	Cash	3.65	Recognition	3.65	Recognition
07016233016	Homewood Flossmoor CHSD 233	Cash	3.35	Review	3.35	Review
07016153002	Homewood SD 153	Cash	3.35	Review	3.35	Review
04101207016	Hononegah CHD 207	Cash	3.90	Recognition	3.90	Recognition

\* Indicates those school districts with a change in designation category due to the adjustment of late mandated categorical payments.

\*\* Indicates Whiteside School District did not submit an FY14 AFR and is placed in the Financial Watch category.

<u>RCDT</u>	<u>District</u>	<u>Acct Basis</u>	<u>Original Score</u>	<u>Original Designatio</u>	<u>Adjusted Score</u>	<u>Adjusted Designation</u>
54092011026	Hoopeston Area CUSD 11	Cash	4.00	Recognition	3.65	Recognition
07016157002	Hoover-Schrum Memorial SD 157	Cash	3.25	Review	3.25	Review
13095029003	Hoyleton Cons SD 29	Cash	3.65	Recognition	3.65	Recognition
12017001026	Hutsonville CUSD 1	Cash	3.80	Recognition	3.80	Recognition
48072321026	Il Valley Central USD 321	Cash	3.55	Recognition	3.10	Review *
48072327026	Illini Bluffs CUSD 327	Cash	3.55	Recognition	3.55	Recognition
38060189026	Illini Central CUSD 189	Cash	3.90	Recognition	3.90	Recognition
26034307016	Illini West H S Dist 307	Cash	4.00	Recognition	4.00	Recognition
25041008004	Ina CCSD 8	Cash	3.45	Review	3.45	Review
16019425026	Indian Creek CUSD 425	Cash	4.00	Recognition	4.00	Recognition
19022204026	Indian Prairie CUSD 204	Accrual	3.45	Review	3.45	Review
07016109002	Indian Springs SD 109	Accrual	3.55	Recognition	3.55	Recognition
32038009026	Iroquois County CUSD 9	Cash	4.00	Recognition	4.00	Recognition
32038010026	Iroquois West CUSD 10	Cash	3.65	Recognition	3.65	Recognition
13095011004	Irvington CCSD 11	Cash	3.55	Recognition	3.55	Recognition
19022010002	Itasca SD 10	Cash	3.55	Recognition	3.55	Recognition
13058007004	Iuka CCSD 7	Cash	3.55	Recognition	3.55	Recognition
06016201017	J S Morton HSD 201	Accrual	3.80	Recognition	3.80	Recognition
46069117022	Jacksonville SD 117	Cash	4.00	Recognition	4.00	Recognition
54092012026	Jamaica CUSD 12	Cash	3.90	Recognition	3.55	Recognition
20096017004	Jasper CCSD 17	Cash	3.35	Review	3.35	Review
12040001026	Jasper County CUD 1	Cash	3.10	Review	3.10	Review
40042100026	Jersey CUSD 100	Cash	3.35	Review	3.35	Review
44063012026	Johnsburg CUSD 12	Accrual	2.30	Watch	2.30	Watch

\* Indicates those school districts with a change in designation category due to the adjustment of late mandated categorical payments.

\*\* Indicates Whiteside School District did not submit an FY14 AFR and is placed in the Financial Watch category.

<u>RCDT</u>	<u>District</u>	<u>Acct Basis</u>	<u>Original Score</u>	<u>Original Designatio</u>	<u>Adjusted Score</u>	<u>Adjusted Designation</u>
21100001026	Johnston City CUSD 1	Cash	2.80	Early Warning	2.80	Early Warning
56099086005	Joliet PSD 86	Accrual	3.60	Recognition	3.60	Recognition
56099204017	Joliet Twp HSD 204	Accrual	3.70	Recognition	3.70	Recognition
02061038026	Joppa-Maple Grove UD 38	Cash	4.00	Recognition	4.00	Recognition
31045302026	Kaneland CUSD 302	Accrual	3.70	Recognition	3.70	Recognition
32046111025	Kankakee SD 111	Cash	3.00	Early Warning	3.00	Early Warning
11023003026	Kansas CUSD 3	Cash	3.45	Review	3.10	Review
19022020002	Keeneyville SD 20	Accrual	4.00	Recognition	4.00	Recognition
13058002003	Kell Cons SD 2	Cash	3.65	Recognition	3.65	Recognition
05016038002	Kenilworth SD 38	Cash	3.90	Recognition	3.90	Recognition
28037229026	Kewanee CUSD 229	Cash	3.90	Recognition	3.90	Recognition
34049096004	Kildeer Countryside CCSD 96	Cash	4.00	Recognition	4.00	Recognition
47071144003	Kings Cons SD 144	Cash	3.45	Review	3.35	Review
04101131004	Kinnikinnick CCSD 131	Cash	3.90	Recognition	3.55	Recognition
07016140002	Kirby SD 140	Accrual	3.65	Recognition	3.65	Recognition
33048202026	Knoxville CUSD 202	Cash	3.35	Review	3.35	Review
06016094002	Komarek SD 94	Accrual	3.45	Review	3.45	Review
06016102002	La Grange SD 102	Cash	3.35	Review	3.35	Review
06016105002	La Grange SD 105 South	Accrual	3.80	Recognition	3.80	Recognition
26034347004	La Harpe CSD 347	Cash	3.25	Review	2.90	Early Warning *
28006303026	La Moille CUSD 303	Cash	3.65	Recognition	3.65	Recognition
35050122002	La Salle ESD 122	Cash	3.55	Recognition	3.55	Recognition
35050120017	La Salle-Peru Twp HSD 120	Cash	3.55	Recognition	3.55	Recognition
28006094004	Ladd CCSD 94	Cash	3.55	Recognition	3.55	Recognition

\* Indicates those school districts with a change in designation category due to the adjustment of late mandated categorical payments.

\*\* Indicates Whiteside School District did not submit an FY14 AFR and is placed in the Financial Watch category.

<u>RCDT</u>	<u>District</u>	<u>Acct Basis</u>	<u>Original Score</u>	<u>Original Designatio</u>	<u>Adjusted Score</u>	<u>Adjusted Designation</u>
06016106002	LaGrange Highlands SD 106	Accrual	4.00	Recognition	4.00	Recognition
34049065002	Lake Bluff ESD 65	Accrual	3.45	Review	3.45	Review
34049115016	Lake Forest CHSD 115	Accrual	3.55	Recognition	3.55	Recognition
34049067005	Lake Forest SD 67	Accrual	3.65	Recognition	3.65	Recognition
19022108016	Lake Park CHSD 108	Accrual	3.55	Recognition	3.55	Recognition
34049041004	Lake Villa CCSD 41	Cash	3.45	Review	3.45	Review
34049095026	Lake Zurich CUSD 95	Accrual	4.00	Recognition	4.00	Recognition
07016158002	Lansing SD 158	Cash	3.80	Recognition	3.80	Recognition
56099070C04	Laraway CCSD 70C	Cash	4.00	Recognition	4.00	Recognition
12051020026	Lawrence County CUD 20	Cash	3.25	Review	3.25	Review
50082009026	Lebanon CUSD 9	Cash	2.45	Watch	2.35	Watch
35050001026	Leland CUSD 1	Cash	3.55	Recognition	3.55	Recognition
07016210017	Lemont Twp HSD 210	Cash	3.80	Recognition	3.80	Recognition
07016113A02	Lemont-Bromberek CSD 113A	Accrual	4.00	Recognition	3.90	Recognition
08089202026	Lena Winslow CUSD 202	Cash	4.00	Recognition	4.00	Recognition
17064002026	LeRoy CUSD 2	Cash	3.80	Recognition	3.70	Recognition
22029097026	Lewistown CUSD 97	Cash	2.65	Early Warning	2.65	Early Warning
17064007026	Lexington CUSD 7	Cash	3.00	Early Warning	3.00	Early Warning
06016212016	Leyden CHSD 212	Accrual	4.00	Recognition	4.00	Recognition
01001002026	Liberty CUSD 2	Cash	3.55	Recognition	3.55	Recognition
34049070002	Libertyville SD 70	Cash	4.00	Recognition	4.00	Recognition
02091016004	Lick Creek CCSD 16	Cash	4.00	Recognition	3.90	Recognition
48072310016	Limestone CHSD 310	Cash	3.55	Recognition	3.55	Recognition
48072316004	Limestone Walters CCSD 316	Cash	4.00	Recognition	3.65	Recognition

\* Indicates those school districts with a change in designation category due to the adjustment of late mandated categorical payments.

\*\* Indicates Whiteside School District did not submit an FY14 AFR and is placed in the Financial Watch category.

<u>RCDT</u>	<u>District</u>	<u>Acct Basis</u>	<u>Original Score</u>	<u>Original Designatio</u>	<u>Adjusted Score</u>	<u>Adjusted Designation</u>
38054404016	Lincoln CHSD 404	Cash	3.90	Recognition	3.90	Recognition
07016156002	Lincoln ESD 156	Cash	3.70	Recognition	3.70	Recognition
38054027002	Lincoln ESD 27	Cash	3.70	Recognition	3.70	Recognition
56099210016	Lincoln Way CHSD 210	Cash	2.80	Early Warning	2.45	Watch *
34049103002	Lincolnshire-Prairieview SD 103	Cash	4.00	Recognition	4.00	Recognition
05016074002	Lincolnwood SD 74	Accrual	4.00	Recognition	4.00	Recognition
06016092002	Lindop SD 92	Accrual	3.80	Recognition	3.80	Recognition
24047090004	Lisbon CCSD 90	Cash	3.65	Recognition	3.65	Recognition
19022202026	Lisle CUSD 202	Cash	4.00	Recognition	4.00	Recognition
10068012026	Litchfield CUSD 12	Cash	3.55	Recognition	3.45	Review *
56099091002	Lockport SD 91	Cash	3.80	Recognition	3.80	Recognition
56099205017	Lockport Twp HSD 205	Cash	4.00	Recognition	4.00	Recognition
19022044002	Lombard SD 44	Accrual	4.00	Recognition	4.00	Recognition
35050425026	Lostant CUSD 425	Cash	4.00	Recognition	4.00	Recognition
43102021026	Lowpoint-Washburn CUSD 21	Cash	3.55	Recognition	3.55	Recognition
09010142004	Ludlow CCSD 142	Cash	4.00	Recognition	4.00	Recognition
06016103002	Lyons SD 103	Accrual	3.80	Recognition	3.80	Recognition
06016204017	Lyons Twp HSD 204	Accrual	4.00	Recognition	4.00	Recognition
26062185026	Macomb CUSD 185	Accrual	4.00	Recognition	4.00	Recognition
41057012026	Madison CUSD 12	Cash	3.35	Review	3.00	Early Warning *
19022060002	Maercker SD 60	Cash	3.90	Recognition	3.90	Recognition
09010003026	Mahomet-Seymour CUSD 3	Cash	3.25	Review	3.25	Review
05016207017	Maine Township HSD 207	Accrual	4.00	Recognition	4.00	Recognition
28006084004	Malden CCSD 84	Cash	3.90	Recognition	3.90	Recognition

\* Indicates those school districts with a change in designation category due to the adjustment of late mandated categorical payments.

\*\* Indicates Whiteside School District did not submit an FY14 AFR and is placed in the Financial Watch category.

<u>RCDT</u>	<u>District</u>	<u>Acct Basis</u>	<u>Original Score</u>	<u>Original Designatio</u>	<u>Adjusted Score</u>	<u>Adjusted Designation</u>
56099114002	Manhattan SD 114	Cash	3.45	Review	3.45	Review
06016083002	Mannheim SD 83	Accrual	3.70	Recognition	3.70	Recognition
32046005026	Manteno CUSD 5	Cash	3.35	Review	3.35	Review
44063154016	Marengo CHSD 154	Cash	3.65	Recognition	3.65	Recognition
44063165003	Marengo-Union E Cons D 165	Cash	4.00	Recognition	4.00	Recognition
21100002026	Marion CUSD 2	Cash	3.35	Review	3.35	Review
50082040026	Marissa CUSD 40	Cash	3.45	Review	3.10	Review
39055002026	Maroa Forsyth CUSD 2	Cash	2.80	Early Warning	2.45	Watch *
19022015002	Marquardt SD 15	Accrual	3.90	Recognition	3.90	Recognition
35050150002	Marseilles ESD 150	Cash	3.10	Review	3.10	Review
11012002C26	Marshall CUSD 2C	Cash	3.80	Recognition	3.45	Review *
11012003C26	Martinsville CUSD 3C	Cash	3.60	Recognition	3.60	Recognition
50082019026	Mascoutah CUD 19	Cash	3.35	Review	3.35	Review
02061001026	Massac UD 1	Cash	3.90	Recognition	3.80	Recognition
07016162002	Matteson ESD 162	Accrual	3.60	Recognition	3.60	Recognition
11015002026	Mattoon CUSD 2	Cash	3.35	Review	3.35	Review
06016089002	Maywood-Melrose Park-Broadview 89	Accrual	3.70	Recognition	3.70	Recognition
24032002C02	Mazon-Verona-Kinsman ESD 2C	Cash	3.90	Recognition	3.90	Recognition
25041012004	McClellan CCSD 12	Cash	3.35	Review	3.35	Review
44063015004	McHenry CCSD 15	Cash	3.90	Recognition	3.90	Recognition
44063156016	McHenry CHSD 156	Cash	3.90	Recognition	3.90	Recognition
17064005026	McLean County USD 5	Cash	2.90	Early Warning	2.90	Early Warning
19022011002	Medinah SD 11	Cash	3.90	Recognition	3.90	Recognition
35050289004	Mendota CCSD 289	Cash	3.80	Recognition	3.80	Recognition

\* Indicates those school districts with a change in designation category due to the adjustment of late mandated categorical payments.

\*\* Indicates Whiteside School District did not submit an FY14 AFR and is placed in the Financial Watch category.

<u>RCDT</u>	<u>District</u>	<u>Acct Basis</u>	<u>Original Score</u>	<u>Original Designatio</u>	<u>Adjusted Score</u>	<u>Adjusted Designation</u>
35050280017	Mendota Twp HSD 280	Cash	3.80	Recognition	3.45	Review *
27066404026	Mercer County School District 404	Cash	3.90	Recognition	3.90	Recognition
46069011026	Meredosia-Chambersburg CUSD 11	Cash	3.65	Recognition	3.55	Recognition
02077101026	Meridian CUSD 101	Cash	3.15	Review	3.15	Review
39055015026	Meridian CUSD 15	Cash	3.15	Review	2.80	Early Warning *
47071223026	Meridian CUSD 223	Cash	3.45	Review	3.45	Review
43102001004	Metamora CCSD 1	Cash	3.25	Review	3.25	Review
43059007026	Midland CUSD 7	Cash	4.00	Recognition	4.00	Recognition
07016143002	Midlothian SD 143	Cash	3.55	Recognition	3.55	Recognition
38060191026	Midwest Central CUSD 191	Cash	3.90	Recognition	3.90	Recognition
32038280004	Milford CCSD 280	Cash	3.90	Recognition	3.90	Recognition
32038233017	Milford Twp HSD 233	Cash	4.00	Recognition	4.00	Recognition
34049024004	Millburn CCSD 24	Accrual	2.45	Watch	2.45	Watch
35050210004	Miller Twp CCSD 210	Cash	3.20	Review	3.10	Review
50082160004	Millstadt CCSD 160	Cash	3.60	Recognition	3.25	Review *
24032201004	Minooka CCSD 201	Cash	3.35	Review	3.35	Review
24032111016	Minooka CHSD 111	Cash	3.35	Review	3.35	Review
56099159002	Mokena SD 159	Cash	4.00	Recognition	3.65	Recognition
49081040022	Moline-Coal Valley CUSD 40	Accrual	3.90	Recognition	3.90	Recognition
32046001026	Momence CUSD 1	Cash	2.90	Early Warning	2.90	Early Warning
27094238026	Monmouth-Roseville CUSD 238	Cash	3.90	Recognition	3.55	Recognition
48072070002	Monroe SD 70	Cash	4.00	Recognition	4.00	Recognition
39074025026	Monticello CUSD 25	Cash	3.90	Recognition	3.90	Recognition
55098145004	Montmorency CCSD 145	Cash	3.45	Review	3.45	Review

\* Indicates those school districts with a change in designation category due to the adjustment of late mandated categorical payments.

\*\* Indicates Whiteside School District did not submit an FY14 AFR and is placed in the Financial Watch category.

<u>RCDT</u>	<u>District</u>	<u>Acct Basis</u>	<u>Original Score</u>	<u>Original Designatio</u>	<u>Adjusted Score</u>	<u>Adjusted Designation</u>
24032101016	Morris CHSD 101	Cash	3.20	Review	2.75	Early Warning *
24032054002	Morris SD 54	Cash	2.90	Early Warning	2.45	Watch *
55098006026	Morrison CUSD 6	Cash	3.55	Recognition	3.55	Recognition
10011001026	Morrisonville CUSD 1	Cash	3.45	Review	3.45	Review
53090709026	Morton CUSD 709	Cash	3.65	Recognition	3.65	Recognition
05016070002	Morton Grove SD 70	Cash	3.90	Recognition	3.90	Recognition
40056005026	Mount Olive CUSD 5	Cash	3.20	Review	3.20	Review
05016057002	Mount Prospect SD 57	Accrual	4.00	Recognition	4.00	Recognition
25041080002	Mount Vernon SD 80	Cash	3.80	Recognition	3.80	Recognition
38054023026	Mt Pulaski CUSD 23	Cash	3.45	Review	3.45	Review
25041201017	Mt Vernon Twp HSD 201	Cash	3.70	Recognition	3.70	Recognition
39055003026	Mt Zion CUSD 3	Cash	3.60	Recognition	3.25	Review *
03003001026	Mulberry Grove CUSD 1	Cash	3.35	Review	3.35	Review
34049120013	Mundelein Cons HSD 120	Accrual	4.00	Recognition	4.00	Recognition
34049075002	Mundelein ESD 75	Cash	3.80	Recognition	3.80	Recognition
30039186026	Murphysboro CUSD 186	Cash	3.10	Review	3.10	Review
53090102002	N Pekin & Marquette Hght SD 102	Cash	3.80	Recognition	3.80	Recognition
19022203026	Naperville CUSD 203	Accrual	4.00	Recognition	4.00	Recognition
13095049004	Nashville CCSD 49	Cash	3.55	Recognition	3.55	Recognition
13095099016	Nashville CHSD 99	Cash	4.00	Recognition	3.65	Recognition
26034325026	Nauvoo-Colusa CUSD 325	Cash	3.10	Review	3.10	Review
11018003026	Neoga CUSD 3	Cash	3.00	Early Warning	2.20	Watch *
24032024C04	Nettle Creek CCSD 24C	Cash	4.00	Recognition	4.00	Recognition
50082060026	New Athens CUSD 60	Cash	3.55	Recognition	3.20	Review *

\* Indicates those school districts with a change in designation category due to the adjustment of late mandated categorical payments.

\*\* Indicates Whiteside School District did not submit an FY14 AFR and is placed in the Financial Watch category.



<u>RCDT</u>	<u>District</u>	<u>Acct Basis</u>	<u>Original Score</u>	<u>Original Designatio</u>	<u>Adjusted Score</u>	<u>Adjusted Designation</u>
51084016026	New Berlin CUSD 16	Cash	3.80	Recognition	3.80	Recognition
38054088002	New Holland-Middletown ED 88	Cash	4.00	Recognition	4.00	Recognition
20096006004	New Hope CCSD 6	Cash	3.90	Recognition	3.90	Recognition
56099122002	New Lenox SD 122	Cash	3.70	Recognition	3.25	Review *
02044032003	New Simpson Hill SD 32	Cash	3.35	Review	3.35	Review
05016203017	New Trier Twp HSD 203	Accrual	4.00	Recognition	4.00	Recognition
24047066004	Newark CCSD 66	Cash	3.55	Recognition	3.55	Recognition
24047018016	Newark CHSD 18	Cash	4.00	Recognition	4.00	Recognition
05016071002	Niles ESD 71	Accrual	4.00	Recognition	4.00	Recognition
05016219017	Niles Twp CHSD 219	Accrual	3.80	Recognition	3.80	Recognition
44063002003	Nippersink SD 2	Accrual	3.65	Recognition	3.65	Recognition
10068022026	Nokomis CUSD 22	Cash	4.00	Recognition	4.00	Recognition
06016080002	Norridge SD 80	Accrual	3.65	Recognition	3.65	Recognition
20097003026	Norris City-Omaha-Enfield CUSD 3	Cash	3.45	Review	3.45	Review
04004200026	North Boone CUSD 200	Cash	3.80	Recognition	3.80	Recognition
34049187026	North Chicago SD 187	Accrual	3.25	Review	3.25	Review
12013025026	North Clay CUSD 25	Cash	4.00	Recognition	4.00	Recognition
40031003026	North Greene CUSD 3	Cash	3.10	Review	3.10	Review
40056034026	North Mac CUSD 34	Cash	3.90	Recognition	3.90	Recognition
07016117002	North Palos SD 117	Cash	3.80	Recognition	3.80	Recognition
34049112002	North Shore SD 112	Accrual	4.00	Recognition	4.00	Recognition
13014186002	North Wamac SD 186	Cash	4.00	Recognition	4.00	Recognition
20096200026	North Wayne CUSD 200	Cash	3.65	Recognition	3.65	Recognition
05016027002	Northbrook ESD 27	Accrual	4.00	Recognition	4.00	Recognition

\* Indicates those school districts with a change in designation category due to the adjustment of late mandated categorical payments.

\*\* Indicates Whiteside School District did not submit an FY14 AFR and is placed in the Financial Watch category.

<u>RCDT</u>	<u>District</u>	<u>Acct Basis</u>	<u>Original Score</u>	<u>Original Designatio</u>	<u>Adjusted Score</u>	<u>Adjusted Designation</u>
05016028002	Northbrook SD 28	Accrual	4.00	Recognition	4.00	Recognition
05016030002	Northbrook/Glenview SD 30	Accrual	4.00	Recognition	4.00	Recognition
05016225017	Northfield Twp HSD 225	Accrual	3.90	Recognition	3.90	Recognition
40056002026	Northwestern CUSD 2	Cash	4.00	Recognition	4.00	Recognition
48072063002	Norwood ESD 63	Cash	4.00	Recognition	4.00	Recognition
50082090004	O Fallon CCSD 90	Cash	2.45	Watch	2.45	Watch
50082203017	O Fallon Twp HSD 203	Cash	3.70	Recognition	3.35	Review *
48072068002	Oak Grove SD 68	Cash	3.90	Recognition	3.90	Recognition
34049068002	Oak Grove SD 68	Accrual	3.65	Recognition	3.65	Recognition
07016229016	Oak Lawn CHSD 229	Cash	3.55	Recognition	3.55	Recognition
07016123002	Oak Lawn-Hometown SD 123	Cash	3.60	Recognition	3.60	Recognition
06016200013	Oak Park - River Forest SD 200	Accrual	4.00	Recognition	4.00	Recognition
06016097002	Oak Park ESD 97	Accrual	3.80	Recognition	3.80	Recognition
13095001004	Oakdale CCSD 1	Cash	3.90	Recognition	3.55	Recognition
11015005026	Oakland CUSD 5	Cash	3.80	Recognition	3.80	Recognition
54092076026	Oakwood CUSD 76	Cash	3.25	Review	3.25	Review
12017004026	Oblong CUSD 4	Cash	3.70	Recognition	3.70	Recognition
17053435004	Odell CCSD 435	Cash	3.90	Recognition	3.90	Recognition
13058722026	Odin PSD 722	Cash	3.45	Review	3.10	Review
35050125002	Oglesby ESD 125	Cash	3.55	Recognition	3.55	Recognition
28006017004	Ohio CCSD 17	Cash	4.00	Recognition	4.00	Recognition
28006505016	Ohio CHSD 505	Cash	4.00	Recognition	4.00	Recognition
11070302026	Okaw Valley CUSD 302	Cash	4.00	Recognition	4.00	Recognition
17064016026	Olympia CUSD 16	Cash	3.45	Review	3.45	Review

\* Indicates those school districts with a change in designation category due to the adjustment of late mandated categorical payments.

\*\* Indicates Whiteside School District did not submit an FY14 AFR and is placed in the Financial Watch category.

<u>RCDT</u>	<u>District</u>	<u>Acct Basis</u>	<u>Original Score</u>	<u>Original Designatio</u>	<u>Adjusted Score</u>	<u>Adjusted Designation</u>
25041005004	Opdyke-Belle-Rive CCSD 5	Cash	4.00	Recognition	4.00	Recognition
08089203026	Orangeville CUSD 203	Cash	3.80	Recognition	3.35	Review *
47071220026	Oregon CUSD 220	Cash	3.55	Recognition	3.55	Recognition
28037223026	Orion CUSD 223	Cash	3.45	Review	3.45	Review
07016135002	Orland SD 135	Accrual	3.65	Recognition	3.65	Recognition
24047308026	Oswego CUSD 308	Accrual	3.25	Review	3.25	Review
35050141002	Ottawa ESD 141	Cash	3.45	Review	3.35	Review
35050140017	Ottawa Twp HSD 140	Cash	3.65	Recognition	3.65	Recognition
05016015004	Palatine CCSD 15	Accrual	3.55	Recognition	3.55	Recognition
12017003026	Palestine CUSD 3	Cash	3.35	Review	2.65	Early Warning *
07016118004	Palos CCSD 118	Accrual	4.00	Recognition	4.00	Recognition
07016128002	Palos Heights SD 128	Cash	4.00	Recognition	4.00	Recognition
10011008026	Pana CUSD 8	Cash	3.55	Recognition	3.55	Recognition
10068002026	Panhandle CUSD 2	Cash	3.45	Review	3.45	Review
11023004026	Paris CUSD 4	Cash	3.35	Review	3.35	Review
11023095025	Paris-Union SD 95	Cash	3.35	Review	3.35	Review
07016163002	Park Forest SD 163	Cash	3.60	Recognition	3.60	Recognition
05016064004	Park Ridge CCSD 64	Accrual	4.00	Recognition	4.00	Recognition
13058100026	Patoka CUSD 100	Cash	3.90	Recognition	3.55	Recognition
47052271026	Paw Paw CUSD 271	Cash	2.90	Early Warning	2.90	Early Warning
51084011026	Pawnee CUSD 11	Cash	4.00	Recognition	4.00	Recognition
09027010026	Paxton-Buckley-Loda CUD 10	Cash	4.00	Recognition	4.00	Recognition
01001001026	Payson CUSD 1	Cash	3.00	Early Warning	3.00	Early Warning
08089200026	Pearl City CUSD 200	Cash	3.55	Recognition	3.55	Recognition

\* Indicates those school districts with a change in designation category due to the adjustment of late mandated categorical payments.

\*\* Indicates Whiteside School District did not submit an FY14 AFR and is placed in the Financial Watch category.

<u>RCDT</u>	<u>District</u>	<u>Acct Basis</u>	<u>Original Score</u>	<u>Original Designatio</u>	<u>Adjusted Score</u>	<u>Adjusted Designation</u>
04101321026	Pecatonica CUSD 321	Cash	4.00	Recognition	4.00	Recognition
53090303016	Pekin CSD 303	Cash	4.00	Recognition	4.00	Recognition
53090108002	Pekin PSD 108	Cash	3.45	Review	3.45	Review
32046259004	Pembroke CCSD 259	Cash	3.45	Review	3.45	Review
06016079002	Pennoyer SD 79	Cash	3.00	Early Warning	2.65	Early Warning
48072325026	Peoria Heights CUSD 325	Cash	3.80	Recognition	3.80	Recognition
48072150025	Peoria SD 150	Accrual	3.15	Review	3.15	Review
56099207U26	Peotone CUSD 207U	Cash	3.45	Review	3.45	Review
35050124002	Peru ESD 124	Cash	3.35	Review	3.35	Review
01075010026	Pikeland CUSD 10	Cash	3.90	Recognition	3.55	Recognition
30073101016	Pinckneyville CHSD 101	Cash	2.80	Early Warning	2.45	Watch *
30073050002	Pinckneyville SD 50	Cash	3.65	Recognition	3.65	Recognition
56099202022	Plainfield SD 202	Accrual	3.15	Review	3.15	Review
24047088026	Plano CUSD 88	Cash	3.70	Recognition	3.70	Recognition
01075003026	Pleasant Hill CUSD 3	Cash	3.35	Review	3.00	Early Warning *
48072069002	Pleasant Hill SD 69	Cash	4.00	Recognition	4.00	Recognition
51084008026	Pleasant Plains CUSD 8	Cash	3.90	Recognition	3.90	Recognition
48072062002	Pleasant Valley SD 62	Cash	3.90	Recognition	3.90	Recognition
06016107002	Pleasantdale SD 107	Accrual	3.90	Recognition	3.90	Recognition
47071222026	Polo CUSD 222	Cash	3.65	Recognition	3.65	Recognition
17053429004	Pontiac CCSD 429	Cash	4.00	Recognition	3.90	Recognition
17053090017	Pontiac Twp HSD 90	Cash	3.35	Review	3.35	Review
50082105002	Pontiac-W Holliday SD 105	Cash	3.55	Recognition	3.55	Recognition
20076001026	Pope Co CUD 1	Cash	4.00	Recognition	4.00	Recognition

\* Indicates those school districts with a change in designation category due to the adjustment of late mandated categorical payments.

\*\* Indicates Whiteside School District did not submit an FY14 AFR and is placed in the Financial Watch category.

<u>RCDT</u>	<u>District</u>	<u>Acct Basis</u>	<u>Original Score</u>	<u>Original Designatio</u>	<u>Adjusted Score</u>	<u>Adjusted Designation</u>
38065202026	Porta CUSD 202	Cash	3.35	Review	3.35	Review
07016143502	Posen-Robbins ESD 143-5	Cash	3.80	Recognition	3.80	Recognition
54092010026	Potomac CUSD 10	Cash	3.45	Review	3.45	Review
17053008026	Prairie Central CUSD 8	Cash	3.10	Review	3.10	Review
45079134004	Prairie Du Rocher CCSD 134	Cash	3.65	Recognition	3.65	Recognition
44063046003	Prairie Grove CSD 46	Cash	3.90	Recognition	3.90	Recognition
04101133004	Prairie Hill CCSD 133	Cash	3.00	Early Warning	3.00	Early Warning
07016144002	Prairie-Hills ESD 144	Cash	3.60	Recognition	3.60	Recognition
09010197004	Prairieview-Ogden CCSD 197	Cash	4.00	Recognition	4.00	Recognition
28006115002	Princeton ESD 115	Accrual	2.75	Early Warning	2.75	Early Warning
28006500015	Princeton HSD 500	Accrual	3.65	Recognition	3.65	Recognition
48072326026	Princeville CUSD 326	Cash	3.45	Review	3.45	Review
55098003026	Prophetstown-Lyndon-Tampico CUSD	Cash	3.55	Recognition	3.55	Recognition
05016023002	Prospect Heights SD 23	Cash	3.90	Recognition	3.80	Recognition
06016209017	Proviso Twp HSD 209	Accrual	3.90	Recognition	3.90	Recognition
43078535026	Putnam County CUSD 535	Cash	4.00	Recognition	3.65	Recognition
19022016002	Queen Bee SD 16	Accrual	3.60	Recognition	3.60	Recognition
01001172022	Quincy SD 172	Cash	3.10	Review	3.10	Review
33048208026	R O W V A CUSD 208	Cash	3.35	Review	3.35	Review
13058001003	Raccoon Cons SD 1	Cash	4.00	Recognition	4.00	Recognition
03026204026	Ramsey CUSD 204	Cash	3.90	Recognition	3.55	Recognition
53090098002	Rankin CSD 98	Cash	3.90	Recognition	3.90	Recognition
09010137002	Rantoul City SD 137	Cash	3.60	Recognition	3.60	Recognition
09010193017	Rantoul Township HSD 193	Cash	3.90	Recognition	3.90	Recognition

\* Indicates those school districts with a change in designation category due to the adjustment of late mandated categorical payments.

\*\* Indicates Whiteside School District did not submit an FY14 AFR and is placed in the Financial Watch category.

<u>RCDT</u>	<u>District</u>	<u>Acct Basis</u>	<u>Original Score</u>	<u>Original Designatio</u>	<u>Adjusted Score</u>	<u>Adjusted Designation</u>
07016220017	Reavis Twp HSD 220	Cash	2.65	Early Warning	2.65	Early Warning
45079132026	Red Bud CUSD 132	Cash	4.00	Recognition	4.00	Recognition
12051010026	Red Hill CUSD 10	Cash	2.10	Watch	1.75	Watch
56099255U26	Reed Custer CUSD 255U	Cash	4.00	Recognition	4.00	Recognition
06016084502	Rhodes SD 84-5	Cash	3.90	Recognition	3.90	Recognition
07016227017	Rich Twp HSD 227	Cash	3.45	Review	3.45	Review
56099088A02	Richland GSD 88A	Cash	3.70	Recognition	3.70	Recognition
44063157016	Richmond-Burton CHSD 157	Cash	3.80	Recognition	3.80	Recognition
07016122002	Ridgeland SD 122	Cash	3.70	Recognition	3.70	Recognition
17064019026	Ridgeview CUSD 19	Cash	4.00	Recognition	4.00	Recognition
06016234016	Ridgewood CHSD 234	Accrual	3.70	Recognition	3.70	Recognition
44063018004	Riley CCSD 18	Cash	4.00	Recognition	4.00	Recognition
55098002026	River Bend CUSD 2	Cash	3.55	Recognition	3.55	Recognition
06016090002	River Forest SD 90	Accrual	4.00	Recognition	4.00	Recognition
06016085502	River Grove SD 85-5	Accrual	3.80	Recognition	3.80	Recognition
08043210026	River Ridge CUSD 210	Cash	4.00	Recognition	4.00	Recognition
05016026002	River Trails SD 26	Accrual	3.90	Recognition	3.90	Recognition
49081100026	Riverdale CUSD 100	Cash	3.55	Recognition	3.55	Recognition
06016096002	Riverside SD 96	Accrual	3.90	Recognition	3.90	Recognition
06016208017	Riverside-Brookfield Twp SD 208	Accrual	3.70	Recognition	3.70	Recognition
51084014026	Riverton CUSD 14	Cash	3.90	Recognition	3.90	Recognition
43102002004	Riverview CCSD 2	Cash	4.00	Recognition	4.00	Recognition
43102060026	Roanoke Benson CUSD 60	Cash	3.70	Recognition	3.70	Recognition
53090085002	Robein SD 85	Cash	4.00	Recognition	4.00	Recognition

\* Indicates those school districts with a change in designation category due to the adjustment of late mandated categorical payments.

\*\* Indicates Whiteside School District did not submit an FY14 AFR and is placed in the Financial Watch category.

<u>RCDT</u>	<u>District</u>	<u>Acct Basis</u>	<u>Original Score</u>	<u>Original Designatio</u>	<u>Adjusted Score</u>	<u>Adjusted Designation</u>
12017002026	Robinson CUSD 2	Cash	3.00	Early Warning	3.00	Early Warning
47071231004	Rochelle CCSD 231	Cash	3.35	Review	3.35	Review
47071212017	Rochelle Twp HSD 212	Cash	3.80	Recognition	3.80	Recognition
51084003A26	Rochester CUSD 3A	Cash	3.70	Recognition	3.70	Recognition
55098013002	Rock Falls ESD 13	Cash	3.80	Recognition	3.80	Recognition
55098301017	Rock Falls Twp HSD 301	Cash	3.65	Recognition	3.65	Recognition
49081041025	Rock Island SD 41	Accrual	3.35	Review	3.35	Review
56099084002	Rockdale SD 84	Cash	3.45	Review	3.35	Review
04101205025	Rockford SD 205	Accrual	3.45	Review	3.45	Review
49081300026	Rockridge CUSD 300	Cash	3.55	Recognition	3.55	Recognition
04101140004	Rockton SD 140	Cash	3.10	Review	2.75	Early Warning *
25041002004	Rome CCSD 2	Cash	3.65	Recognition	3.65	Recognition
34049072002	Rondout SD 72	Cash	4.00	Recognition	4.00	Recognition
17053425004	Rooks Creek CCSD 425	Cash	3.65	Recognition	3.65	Recognition
19022012002	Roselle SD 12	Accrual	2.95	Early Warning	2.95	Early Warning
06016078002	Rosemont ESD 78	Cash	3.55	Recognition	3.55	Recognition
54092007026	Rossville-Alvin CUSD 7	Cash	3.70	Recognition	3.70	Recognition
34049116026	Round Lake CUSD 116	Accrual	3.80	Recognition	3.80	Recognition
41057001026	Roxana CUSD 1	Cash	4.00	Recognition	4.00	Recognition
35050230004	Rutland CCSD 230	Cash	4.00	Recognition	3.65	Recognition
13058600016	Salem CHSD 600	Cash	4.00	Recognition	4.00	Recognition
13058111002	Salem SD 111	Cash	4.00	Recognition	4.00	Recognition
19022048002	Salt Creek SD 48	Cash	3.90	Recognition	3.90	Recognition
13058501026	Sandoval CUSD 501	Cash	3.35	Review	3.00	Early Warning *

\* Indicates those school districts with a change in designation category due to the adjustment of late mandated categorical payments.

\*\* Indicates Whiteside School District did not submit an FY14 AFR and is placed in the Financial Watch category.

<u>RCDT</u>	<u>District</u>	<u>Acct Basis</u>	<u>Original Score</u>	<u>Original Designatio</u>	<u>Adjusted Score</u>	<u>Adjusted Designation</u>
07016172002	Sandridge SD 172	Cash	3.80	Recognition	3.45	Review *
16019430026	Sandwich CUSD 430	Cash	2.65	Early Warning	2.65	Early Warning
39055009026	Sangamon Valley CUSD 9	Cash	3.90	Recognition	3.90	Recognition
24032060C04	Saratoga CCSD 60C	Cash	3.80	Recognition	3.80	Recognition
17053438004	Saunemin CCSD 438	Cash	4.00	Recognition	4.00	Recognition
08043211026	Scales Mound CUSD 211	Cash	4.00	Recognition	4.00	Recognition
05016054004	Schaumburg CCSD 54	Accrual	3.65	Recognition	3.65	Recognition
06016081002	Schiller Park SD 81	Accrual	3.70	Recognition	3.70	Recognition
22085005026	Schuyler-Industry CUSD 5	Cash	3.80	Recognition	3.35	Review *
46086002026	Scott-Morgan CUSD 2	Cash	4.00	Recognition	3.65	Recognition
19022045002	SD 45 DuPage County	Accrual	3.45	Review	3.45	Review
31045046022	SD U-46	Accrual	3.70	Recognition	3.70	Recognition
13058010004	Selmaville CCSD 10	Cash	3.90	Recognition	3.55	Recognition
35050170004	Seneca CCSD 170	Cash	4.00	Recognition	4.00	Recognition
35050160017	Seneca Twp HSD 160	Cash	4.00	Recognition	4.00	Recognition
35050002026	Serena CUSD 2	Cash	3.90	Recognition	3.55	Recognition
21028196026	Sesser-Valier CUSD 196	Cash	3.55	Recognition	3.55	Recognition
02091084026	Shawnee CUSD 84	Cash	3.55	Recognition	3.20	Review *
11087004026	Shelbyville CUSD 4	Cash	4.00	Recognition	4.00	Recognition
49081200026	Sherrard CUSD 200	Cash	3.90	Recognition	3.90	Recognition
11023001026	Shiloh CUSD 1	Accrual	4.00	Recognition	4.00	Recognition
50082085002	Shiloh Village SD 85	Cash	3.25	Review	3.25	Review
04101134004	Shirland CCSD 134	Cash	4.00	Recognition	4.00	Recognition
50082181002	Signal Hill SD 181	Cash	3.70	Recognition	3.70	Recognition

\* Indicates those school districts with a change in designation category due to the adjustment of late mandated categorical payments.

\*\* Indicates Whiteside School District did not submit an FY14 AFR and is placed in the Financial Watch category.



<u>RCDT</u>	<u>District</u>	<u>Acct Basis</u>	<u>Original Score</u>	<u>Original Designatio</u>	<u>Adjusted Score</u>	<u>Adjusted Designation</u>
49081034002	Silvis SD 34	Cash	3.70	Recognition	3.70	Recognition
05016068002	Skokie SD 68	Accrual	4.00	Recognition	4.00	Recognition
05016069002	Skokie SD 69	Cash	3.90	Recognition	3.90	Recognition
05016073502	Skokie SD 73-5	Accrual	3.90	Recognition	3.90	Recognition
50082130004	Smithton CCSD 130	Cash	3.65	Recognition	3.65	Recognition
16019432026	Somonauk CUSD 432	Cash	3.80	Recognition	3.80	Recognition
13058401026	South Central CUD 401	Cash	3.70	Recognition	3.70	Recognition
10011014024	South Fork SD 14	Cash	3.70	Recognition	3.35	Review *
07016150002	South Holland SD 150	Cash	3.90	Recognition	3.90	Recognition
07016151002	South Holland SD 151	Cash	3.70	Recognition	3.70	Recognition
53090137002	South Pekin SD 137	Cash	3.60	Recognition	3.25	Review *
24032074003	South Wilmington CCSD 74	Cash	2.40	Watch	2.40	Watch
26034337026	Southeastern CUSD 337	Cash	3.65	Recognition	3.55	Recognition
40056009026	Southwestern CUSD 9	Cash	3.35	Review	3.35	Review
45079140026	Sparta CUSD 140	Cash	3.45	Review	3.45	Review
22029004026	Spoon River Valley CUSD 4	Cash	3.55	Recognition	3.55	Recognition
53090606004	Spring Lake CCSD 606	Cash	1.95	Watch	1.60	Watch
28006099004	Spring Valley CCSD 99	Cash	3.70	Recognition	3.70	Recognition
51084186025	Springfield SD 186	Accrual	2.65	Early Warning	2.65	Early Warning
32046256004	St Anne CCSD 256	Cash	3.65	Recognition	3.65	Recognition
32046302016	St Anne CHSD 302	Cash	3.80	Recognition	3.80	Recognition
31045303026	St Charles CUSD 303	Accrual	3.90	Recognition	3.90	Recognition
03026202026	St Elmo CUSD 202	Cash	3.90	Recognition	3.55	Recognition
32046258004	St George CCSD 258	Cash	3.70	Recognition	3.70	Recognition

\* Indicates those school districts with a change in designation category due to the adjustment of late mandated categorical payments.

\*\* Indicates Whiteside School District did not submit an FY14 AFR and is placed in the Financial Watch category.

<u>RCDT</u>	<u>District</u>	<u>Acct Basis</u>	<u>Original Score</u>	<u>Original Designatio</u>	<u>Adjusted Score</u>	<u>Adjusted Designation</u>
09010169004	St Joseph CCSD 169	Cash	3.35	Review	3.35	Review
09010305016	St Joseph Ogden CHSD 305	Cash	3.45	Review	3.45	Review
50082030003	St Libory Cons SD 30	Cash	2.65	Early Warning	2.65	Early Warning
13014141502	St Rose SD 14-15	Cash	3.65	Recognition	3.65	Recognition
28088100026	Stark County CUSD 100	Cash	3.45	Review	3.45	Review
40056006026	Staunton CUSD 6	Cash	3.55	Recognition	3.55	Recognition
45079138026	Steeleville CUSD 138	Cash	3.55	Recognition	3.55	Recognition
07016194002	Steger SD 194	Cash	3.65	Recognition	3.65	Recognition
55098005026	Sterling CUSD 5	Accrual	3.45	Review	3.45	Review
47052220002	Steward ESD 220	Cash	3.90	Recognition	3.90	Recognition
11087005A26	Stewardson-Strasburg CUD 5A	Cash	3.45	Review	3.45	Review
08043206026	Stockton CUSD 206	Cash	4.00	Recognition	4.00	Recognition
35050044002	Streator ESD 44	Cash	2.10	Watch	2.10	Watch
35050040017	Streator Twp HSD 40	Cash	3.35	Review	3.35	Review
11070300026	Sullivan CUSD 300	Cash	4.00	Recognition	3.65	Recognition
25041079002	Summersville SD 79	Cash	4.00	Recognition	4.00	Recognition
56099161002	Summit Hill SD 161	Accrual	3.35	Review	3.35	Review
07016104002	Summit SD 104	Accrual	3.25	Review	3.25	Review
07016171002	Sunnybrook SD 171	Cash	3.80	Recognition	3.80	Recognition
05016029002	Sunset Ridge SD 29	Accrual	4.00	Recognition	4.00	Recognition
16019427026	Sycamore CUSD 427	Accrual	2.90	Early Warning	2.90	Early Warning
56099090002	Taft SD 90	Cash	3.25	Review	3.25	Review
30073005002	Tamaroa School Dist 5	Cash	2.75	Early Warning	2.30	Watch *
10011003026	Taylorville CUSD 3	Cash	3.80	Recognition	3.80	Recognition

\* Indicates those school districts with a change in designation category due to the adjustment of late mandated categorical payments.

\*\* Indicates Whiteside School District did not submit an FY14 AFR and is placed in the Financial Watch category.

<u>RCDT</u>	<u>District</u>	<u>Acct Basis</u>	<u>Original Score</u>	<u>Original Designatio</u>	<u>Adjusted Score</u>	<u>Adjusted Designation</u>
03025050026	Teutopolis CUSD 50	Cash	3.90	Recognition	3.90	Recognition
09010130004	Thomasboro CCSD 130	Cash	3.65	Recognition	3.65	Recognition
21028174026	Thompsonville CUSD 174	Cash	2.90	Early Warning	2.90	Early Warning
07016215017	Thornton Fractional Twp HSD 215	Cash	3.80	Recognition	3.70	Recognition
07016154002	Thornton SD 154	Cash	3.90	Recognition	3.90	Recognition
07016205017	Thornton Twp HSD 205	Cash	3.80	Recognition	3.45	Review *
09010007026	Tolono CUSD 7	Cash	3.80	Recognition	3.45	Review *
35050079004	Tonica CCSD 79	Cash	3.65	Recognition	3.65	Recognition
05016211017	Township HSD 211	Accrual	4.00	Recognition	4.00	Recognition
05016214017	Township HSD 214	Accrual	4.00	Recognition	4.00	Recognition
53090702026	Tremont CUSD 702	Cash	3.80	Recognition	3.80	Recognition
51084001026	Tri City CUSD 1	Cash	3.55	Recognition	3.55	Recognition
17053006J26	Tri Point CUSD 6-J	Cash	3.55	Recognition	3.20	Review *
17064003026	Tri Valley CUSD 3	Cash	3.65	Recognition	3.65	Recognition
41057002026	Triad CUSD 2	Cash	2.80	Early Warning	2.80	Early Warning
30039176026	Trico CUSD 176	Cash	3.80	Recognition	3.45	Review *
46069027026	Triopia CUSD 27	Cash	3.55	Recognition	3.55	Recognition
56099030C04	Troy CCSD 30C	Cash	3.70	Recognition	3.70	Recognition
11021301026	Tuscola CUSD 301	Cash	3.90	Recognition	3.90	Recognition
34049113017	Twp HSD 113	Accrual	3.90	Recognition	3.90	Recognition
06016086002	Union Ridge SD 86	Cash	3.65	Recognition	3.65	Recognition
56099081002	Union SD 81	Cash	3.60	Recognition	3.60	Recognition
27094304026	United CUSD 304	Cash	3.00	Early Warning	3.00	Early Warning
49081030017	United Twp HSD 30	Cash	3.65	Recognition	3.65	Recognition

\* Indicates those school districts with a change in designation category due to the adjustment of late mandated categorical payments.

\*\* Indicates Whiteside School District did not submit an FY14 AFR and is placed in the Financial Watch category.

<u>RCDT</u>	<u>District</u>	<u>Acct Basis</u>	<u>Original Score</u>	<u>Original Designatio</u>	<u>Adjusted Score</u>	<u>Adjusted Designation</u>
30039140004	Unity Point CCSD 140	Cash	3.45	Review	3.45	Review
09010116022	Urbana SD 116	Accrual	3.25	Review	3.25	Review
22029002026	V I T CUSD 2	Cash	3.65	Recognition	3.65	Recognition
56099365U26	Valley View CUSD 365U	Accrual	3.25	Review	3.25	Review
45067003026	Valmeyer CUSD 3	Cash	3.55	Recognition	3.55	Recognition
03026203026	Vandalia CUSD 203	Cash	3.70	Recognition	3.70	Recognition
41057003026	Venice CUSD 3	Cash	3.65	Recognition	3.65	Recognition
02044133017	Vienna HSD 133	Cash	3.00	Early Warning	3.00	Early Warning
02044055002	Vienna SD 55	Cash	2.45	Watch	2.45	Watch
11021302026	Villa Grove CUSD 302	Cash	3.90	Recognition	3.55	Recognition
46009064026	Virginia CUSD 64	Cash	3.15	Review	2.80	Early Warning *
07016147002	W Harvey-Dixmoor PSD 147	Cash	3.35	Review	3.35	Review
20093348026	Wabash CUSD 348	Accrual	2.75	Early Warning	2.75	Early Warning
35050195004	Wallace CCSD 195	Cash	3.80	Recognition	3.80	Recognition
35050185004	Waltham CCSD 185	Cash	3.65	Recognition	3.65	Recognition
25041001026	Waltonville CUSD 1	Cash	4.00	Recognition	4.00	Recognition
08043205026	Warren CUSD 205	Cash	3.90	Recognition	3.90	Recognition
34049121017	Warren Twp HSD 121	Accrual	3.35	Review	3.35	Review
39055011026	Warrensburg-Latham CUSD 11	Cash	3.35	Review	3.35	Review
26034316026	Warsaw CUSD 316	Cash	2.65	Early Warning	2.65	Early Warning
53090308016	Washington CHSD 308	Cash	3.45	Review	3.45	Review
53090052002	Washington SD 52	Cash	3.55	Recognition	3.55	Recognition
45067005026	Waterloo CUSD 5	Cash	3.70	Recognition	3.70	Recognition
34049118026	Wauconda CUSD 118	Cash	3.60	Recognition	3.60	Recognition

\* Indicates those school districts with a change in designation category due to the adjustment of late mandated categorical payments.

\*\* Indicates Whiteside School District did not submit an FY14 AFR and is placed in the Financial Watch category.

<u>RCDT</u>	<u>District</u>	<u>Acct Basis</u>	<u>Original Score</u>	<u>Original Designatio</u>	<u>Adjusted Score</u>	<u>Adjusted Designation</u>
34049060026	Waukegan CUSD 60	Cash	3.25	Review	3.25	Review
46069006026	Waverly CUSD 6	Cash	4.00	Recognition	4.00	Recognition
20096100026	Wayne City CUSD 100	Cash	2.80	Early Warning	2.80	Early Warning
25041204017	Webber Twp HSD 204	Cash	2.40	Watch	1.95	Watch
13014003026	Wesclin CUSD 3	Cash	3.35	Review	3.35	Review
08008314026	West Carroll CUSD 314	Cash	3.25	Review	3.25	Review
27036235026	West Central CUSD 235	Cash	4.00	Recognition	4.00	Recognition
19022033002	West Chicago ESD 33	Accrual	3.70	Recognition	3.70	Recognition
38054092004	West Lincoln-Broadwell ESD 92	Cash	3.55	Recognition	3.55	Recognition
05016031002	West Northfield SD 31	Accrual	4.00	Recognition	4.00	Recognition
26062103026	West Prairie CUSD 103	Cash	3.65	Recognition	3.65	Recognition
12080002026	West Richland CUSD 2	Cash	3.55	Recognition	3.55	Recognition
13095010026	West Washington Co CUD 10	Cash	3.70	Recognition	3.70	Recognition
06016092502	Westchester SD 92-5	Cash	3.90	Recognition	3.55	Recognition
01075012026	Western CUSD 12	Cash	3.00	Early Warning	3.00	Early Warning
06016101002	Western Springs SD 101	Accrual	3.45	Review	3.45	Review
54092002026	Westville CUSD 2	Cash	3.55	Recognition	3.55	Recognition
28037230026	Wethersfield CUSD 230	Cash	3.55	Recognition	3.55	Recognition
05016021004	Wheeling CCSD 21	Accrual	3.10	Review	3.10	Review
50082115002	Whiteside SD 115	Accrual	0.00	Watch	0.00	Watch **
56099092002	Will County SD 92	Cash	4.00	Recognition	4.00	Recognition
33048210026	Williamsfield CUSD 210	Cash	4.00	Recognition	4.00	Recognition
51084015026	Williamsville CUSD 15	Cash	3.55	Recognition	3.55	Recognition
13014046002	Willow Grove SD 46	Cash	3.80	Recognition	3.80	Recognition

\* Indicates those school districts with a change in designation category due to the adjustment of late mandated categorical payments.

\*\* Indicates Whiteside School District did not submit an FY14 AFR and is placed in the Financial Watch category.

<u>RCDT</u>	<u>District</u>	<u>Acct Basis</u>	<u>Original Score</u>	<u>Original Designatio</u>	<u>Adjusted Score</u>	<u>Adjusted Designation</u>
07016108002	Willow Springs SD 108	Accrual	3.70	Recognition	3.70	Recognition
05016039002	Wilmette SD 39	Accrual	4.00	Recognition	4.00	Recognition
56099209U26	Wilmington CUSD 209U	Cash	3.35	Review	3.35	Review
46086001026	Winchester CUSD 1	Cash	3.20	Review	3.20	Review
11087001026	Windsor CUSD 1	Cash	3.65	Recognition	3.65	Recognition
19022034002	Winfield SD 34	Cash	3.90	Recognition	3.90	Recognition
04101323026	Winnebago CUSD 323	Cash	3.55	Recognition	3.55	Recognition
05016036002	Winnetka SD 36	Accrual	3.80	Recognition	3.80	Recognition
34049001002	Winthrop Harbor SD 1	Cash	3.90	Recognition	3.90	Recognition
50082113002	Wolf Branch SD 113	Cash	3.45	Review	3.45	Review
19022007002	Wood Dale SD 7	Cash	3.65	Recognition	3.65	Recognition
41057015003	Wood River-Hartford ESD 15	Cash	3.90	Recognition	3.90	Recognition
34049050004	Woodland CCSD 50	Accrual	3.80	Recognition	3.70	Recognition
17053005026	Woodland CUSD 5	Cash	3.20	Review	3.20	Review
25041004004	Woodlawn CCSD 4	Cash	1.95	Watch	1.95	Watch
25041205016	Woodlawn CHSD 205	Cash	3.35	Review	3.35	Review
19022068002	Woodridge SD 68	Accrual	4.00	Recognition	4.00	Recognition
44063200026	Woodstock CUSD 200	Cash	3.70	Recognition	3.70	Recognition
07016127002	Worth SD 127	Cash	3.80	Recognition	3.80	Recognition
24047115026	Yorkville CUSD 115	Cash	3.70	Recognition	3.70	Recognition
21028188026	Zeigler-Royalton CUSD 188	Cash	3.00	Early Warning	3.00	Early Warning
34049006002	Zion ESD 6	Cash	3.60	Recognition	3.60	Recognition
34049126017	Zion-Benton Twp HSD 126	Accrual	3.90	Recognition	3.90	Recognition

\* Indicates those school districts with a change in designation category due to the adjustment of late mandated categorical payments.

\*\* Indicates Whiteside School District did not submit an FY14 AFR and is placed in the Financial Watch category.

# **2015 Financial Profile (Based upon 2014 Annual Financial Data)**

## **Financial Profile Scores (Adjusted) – by District Name**

**(Scores were adjusted for delayed payment of Mandated Categoricals)**

# Financial Profile Scores (Adjusted) - by District Name

TOTALS: Recognition = 553 Review = 199 Early Warning = 70 Watch = 38 (860 Districts)

<u>District Name</u>	<u>Data Year</u>	<u>FBRR</u>	<u>ERR</u>	<u>DCOH</u>	<u>STB</u>	<u>LTD</u>	<u>Total Score</u>	<u>Designation</u>
Abingdon CUSD 217	2013	1.40	1.05	0.40	0.40	0.40	3.65	Recognition
Abingdon-Avon CUSD 276	2014	1.40	1.40	0.40	0.40	0.40	4.00	Recognition
A-C Central CUSD 262	2014	1.40	1.05	0.40	0.40	0.30	3.55	Recognition
	2013	1.40	1.40	0.30	0.40	0.30	3.80	Recognition
Addison SD 4	2014	1.40	1.40	0.40	0.40	0.30	3.90	Recognition
	2013	1.40	1.40	0.40	0.40	0.30	3.90	Recognition
Adlai E Stevenson HSD 125	2014	1.40	1.40	0.40	0.40	0.40	4.00	Recognition
	2013	1.40	1.40	0.40	0.40	0.40	4.00	Recognition
Akin CCSD 91	2014	1.40	1.40	0.40	0.40	0.40	4.00	Recognition
	2013	1.40	1.40	0.40	0.40	0.40	4.00	Recognition
Albers SD 63	2014	1.40	1.40	0.40	0.40	0.40	4.00	Recognition
	2013	1.40	1.05	0.40	0.40	0.40	3.65	Recognition
Alden Hebron SD 19	2014	1.40	1.40	0.40	0.40	0.40	4.00	Recognition
	2013	1.40	1.40	0.30	0.40	0.40	3.90	Recognition
Allendale CCSD 17	2014	1.05	1.05	0.20	0.40	0.40	3.10	Review
	2013	1.40	1.05	0.20	0.40	0.40	3.45	Review
Allen-Otter Creek CCSD 65	2014	1.40	1.40	0.40	0.40	0.40	4.00	Recognition
	2013	1.40	1.40	0.40	0.40	0.40	4.00	Recognition
Alsip-Hazlgrn-Oaklwn SD 126	2014	1.40	1.40	0.40	0.40	0.40	4.00	Recognition
	2013	1.40	1.40	0.40	0.40	0.40	4.00	Recognition
Altamont CUSD 10	2014	1.05	1.05	0.20	0.40	0.20	2.90	Early Warning
	2013	1.05	1.05	0.20	0.40	0.20	2.90	Early Warning
Alton CUSD 11	2014	0.70	0.70	0.10	0.40	0.20	2.10	Watch
	2013	0.70	1.05	0.20	0.40	0.20	2.55	Watch
AIWood CUSD 225	2014	1.40	1.05	0.30	0.40	0.30	3.45	Review
	2013	1.40	1.05	0.30	0.40	0.30	3.45	Review
Amboy CUSD 272	2014	1.40	1.40	0.40	0.40	0.40	4.00	Recognition

*(FBRR - Fund Balance/Revenue Ratio - Weighting of 35%, EXRV - Expenditures/Revenue Ratio - Weighting of 35%, DCOH - Days Cash on Hand - Weighting of 10%, STB - Short-Term Borrowing - Weighting of 10%, and LTD - Long-Term Debt -Weighting of 10%)*

*Note: Because Whiteside School District 115 did not submit an FY14 AFR, they are in the Financial Watch Category.*



<u>District Name</u>	<u>Data Year</u>	<u>FBRR</u>	<u>ERR</u>	<u>DCOH</u>	<u>STB</u>	<u>LTD</u>	<u>Total Score</u>	<u>Designation</u>
Amboy CUSD 272	2013	1.40	1.40	0.40	0.40	0.40	4.00	Recognition
Anna CCSD 37	2014	1.40	1.40	0.30	0.40	0.40	3.90	Recognition
	2013	1.40	1.05	0.30	0.40	0.40	3.55	Recognition
Anna Jonesboro CHSD 81	2014	1.40	1.05	0.30	0.40	0.40	3.55	Recognition
	2013	1.40	0.70	0.20	0.40	0.30	3.00	Early Warning
Annawan CUSD 226	2014	1.40	1.05	0.40	0.40	0.30	3.55	Recognition
	2013	1.40	1.05	0.40	0.40	0.40	3.65	Recognition
Antioch CCSD 34	2014	1.40	1.05	0.40	0.40	0.40	3.65	Recognition
	2013	1.40	1.05	0.40	0.40	0.30	3.55	Recognition
Aptakisic-Tripp CCSD 102	2014	1.40	1.40	0.40	0.40	0.40	4.00	Recognition
	2013	1.40	1.40	0.40	0.40	0.40	4.00	Recognition
Arbor Park SD 145	2014	1.40	1.40	0.40	0.40	0.10	3.70	Recognition
	2013	1.40	1.05	0.30	0.40	0.10	3.25	Review
Arcola CUSD 306	2014	1.40	1.40	0.40	0.40	0.40	4.00	Recognition
	2013	1.40	1.05	0.40	0.40	0.30	3.55	Recognition
Argenta-Oreana CUSD 1	2014	1.40	1.05	0.30	0.40	0.30	3.45	Review
	2013	1.40	1.05	0.30	0.40	0.20	3.35	Review
Argo CHSD 217	2014	1.40	1.05	0.40	0.40	0.30	3.55	Recognition
	2013	1.40	1.05	0.40	0.40	0.30	3.55	Recognition
Arlington Heights SD 25	2014	1.40	1.40	0.40	0.40	0.40	4.00	Recognition
	2013	1.40	1.40	0.40	0.40	0.40	4.00	Recognition
Armstrong Twp HSD 225	2014	1.40	1.05	0.40	0.40	0.40	3.65	Recognition
	2013	1.40	1.05	0.40	0.40	0.40	3.65	Recognition
Armstrong-Ellis Cons SD 61	2014	1.40	0.70	0.40	0.40	0.40	3.30	Review
	2013	1.40	1.05	0.40	0.40	0.40	3.65	Recognition
Arthur CUSD 305	2014	1.40	1.05	0.30	0.40	0.40	3.55	Recognition
	2013	1.40	1.05	0.30	0.40	0.40	3.55	Recognition
Ashley CCSD 15	2014	0.35	1.05	0.20	0.40	0.40	2.40	Watch
	2013	0.70	1.05	0.10	0.40	0.40	2.65	Early Warning
Ashton-Franklin Center CUSD 275	2014	1.40	1.05	0.40	0.40	0.40	3.65	Recognition

*(FBRR - Fund Balance/Revenue Ratio - Weighting of 35%, EXRV - Expenditures/Revenue Ratio - Weighting of 35%, DCOH - Days Cash on Hand - Weighting of 10%, STB - Short-Term Borrowing - Weighting of 10%, and LTD - Long-Term Debt -Weighting of 10%)*

*Note: Because Whiteside School District 115 did not submit an FY14 AFR, they are in the Financial Watch Category.*

<u>District Name</u>	<u>Data Year</u>	<u>FBRR</u>	<u>ERR</u>	<u>DCOH</u>	<u>STB</u>	<u>LTD</u>	<u>Total Score</u>	<u>Designation</u>
Ashton-Franklin Center CUSD 275	2013	1.40	1.05	0.40	0.40	0.30	3.55	Recognition
Astoria CUSD 1	2014	1.40	1.05	0.40	0.40	0.30	3.55	Recognition
	2013	1.40	1.05	0.40	0.40	0.30	3.55	Recognition
Athens CUSD 213	2014	1.40	1.05	0.30	0.40	0.30	3.45	Review
	2013	1.40	1.40	0.30	0.40	0.30	3.80	Recognition
Atwood Hammond CUSD 39	2014	1.05	1.05	0.20	0.40	0.20	2.90	Early Warning
	2013	1.05	1.05	0.20	0.40	0.20	2.90	Early Warning
Atwood Heights SD 125	2014	1.40	1.40	0.40	0.40	0.10	3.70	Recognition
	2013	1.40	1.05	0.40	0.40	0.10	3.35	Review
Auburn CUSD 10	2014	1.40	1.40	0.40	0.40	0.40	4.00	Recognition
	2013	1.40	1.40	0.40	0.40	0.40	4.00	Recognition
Aurora East USD 131	2014	1.40	1.05	0.30	0.40	0.10	3.25	Review
	2013	1.40	1.40	0.40	0.40	0.10	3.70	Recognition
Aurora West USD 129	2014	1.05	0.70	0.20	0.40	0.20	2.55	Watch
	2013	1.05	1.05	0.30	0.40	0.20	3.00	Early Warning
Aviston SD 21	2014	1.40	1.40	0.40	0.40	0.30	3.90	Recognition
	2013	1.40	1.05	0.30	0.40	0.20	3.35	Review
Avoca SD 37	2014	1.40	1.40	0.40	0.40	0.40	4.00	Recognition
	2013	1.40	1.40	0.40	0.40	0.40	4.00	Recognition
Avon CUSD 176	2013	1.40	0.35	0.30	0.10	0.10	2.25	Watch
Ball Chatham CUSD 5	2014	1.05	1.05	0.20	0.40	0.20	2.90	Early Warning
	2013	1.05	1.05	0.20	0.40	0.20	2.90	Early Warning
Bannockburn SD 106	2014	1.40	1.40	0.40	0.40	0.40	4.00	Recognition
	2013	1.40	1.40	0.40	0.40	0.40	4.00	Recognition
Barrington CUSD 220	2014	1.40	1.05	0.30	0.40	0.40	3.55	Recognition
	2013	1.40	1.40	0.30	0.40	0.40	3.90	Recognition
Bartelso SD 57	2014	1.40	1.05	0.40	0.40	0.40	3.65	Recognition
	2013	1.40	1.05	0.40	0.40	0.40	3.65	Recognition
Bartonville SD 66	2014	1.40	1.40	0.40	0.40	0.30	3.90	Recognition
	2013	1.40	1.40	0.40	0.40	0.30	3.90	Recognition

*(FBRR - Fund Balance/Revenue Ratio - Weighting of 35%, EXRV - Expenditures/Revenue Ratio - Weighting of 35%, DCOH - Days Cash on Hand - Weighting of 10%, STB - Short-Term Borrowing - Weighting of 10%, and LTD - Long-Term Debt -Weighting of 10%)*

*Note: Because Whiteside School District 115 did not submit an FY14 AFR, they are in the Financial Watch Category.*

<u>District Name</u>	<u>Data Year</u>	<u>FBRR</u>	<u>ERR</u>	<u>DCOH</u>	<u>STB</u>	<u>LTD</u>	<u>Total Score</u>	<u>Designation</u>
Batavia USD 101	2014	1.05	1.40	0.30	0.40	0.20	3.35	Review
	2013	1.40	1.05	0.30	0.40	0.20	3.35	Review
Beach Park CCSD 3	2014	0.70	1.40	0.10	0.40	0.30	2.90	Early Warning
	2013	0.70	1.05	0.10	0.40	0.30	2.55	Watch
Beardstown CUSD 15	2014	1.40	1.05	0.30	0.40	0.30	3.45	Review
	2013	1.40	1.05	0.30	0.40	0.20	3.35	Review
Beecher City CUSD 20	2014	1.40	1.05	0.40	0.40	0.40	3.65	Recognition
	2013	1.40	1.05	0.40	0.40	0.40	3.65	Recognition
Beecher CUSD 200U	2014	1.40	1.40	0.40	0.40	0.20	3.80	Recognition
	2013	1.40	1.40	0.40	0.40	0.20	3.80	Recognition
Belle Valley SD 119	2014	1.40	1.40	0.40	0.40	0.10	3.70	Recognition
	2013	1.40	1.40	0.40	0.40	0.10	3.70	Recognition
Belleville SD 118	2014	1.05	1.05	0.20	0.40	0.30	3.00	Early Warning
	2013	1.40	1.05	0.20	0.40	0.30	3.35	Review
Belleville Twp HSD 201	2014	1.05	1.05	0.20	0.40	0.20	2.90	Early Warning
	2013	1.05	1.40	0.20	0.40	0.20	3.25	Review
Bellwood SD 88	2014	1.05	1.05	0.20	0.40	0.10	2.80	Early Warning
	2013	1.05	0.70	0.20	0.40	0.10	2.45	Watch
Belvidere CUSD 100	2014	1.40	1.40	0.40	0.40	0.20	3.80	Recognition
	2013	1.40	1.40	0.30	0.40	0.20	3.70	Recognition
Bement CUSD 5	2014	0.70	1.05	0.20	0.40	0.40	2.75	Early Warning
	2013	1.05	1.05	0.20	0.40	0.40	3.10	Review
Benjamin SD 25	2014	1.40	1.40	0.40	0.40	0.30	3.90	Recognition
	2013	1.40	1.40	0.40	0.40	0.30	3.90	Recognition
Bensenville SD 2	2014	1.40	1.05	0.40	0.40	0.10	3.35	Review
	2013	1.40	1.05	0.40	0.40	0.10	3.35	Review
Benton CCSD 47	2014	1.05	1.05	0.20	0.40	0.30	3.00	Early Warning
	2013	1.40	0.70	0.30	0.40	0.30	3.10	Review
Benton Cons HSD 103	2014	1.40	1.40	0.30	0.40	0.40	3.90	Recognition
	2013	1.40	1.40	0.30	0.40	0.40	3.90	Recognition

*(FBRR - Fund Balance/Revenue Ratio - Weighting of 35%, EXRV - Expenditures/Revenue Ratio - Weighting of 35%, DCOH - Days Cash on Hand - Weighting of 10%, STB - Short-Term Borrowing - Weighting of 10%, and LTD - Long-Term Debt -Weighting of 10%)*

*Note: Because Whiteside School District 115 did not submit an FY14 AFR, they are in the Financial Watch Category.*

<u>District Name</u>	<u>Data Year</u>	<u>FBRR</u>	<u>ERR</u>	<u>DCOH</u>	<u>STB</u>	<u>LTD</u>	<u>Total Score</u>	<u>Designation</u>
Berkeley SD 87	2014	1.40	1.05	0.40	0.40	0.20	3.45	Review
	2013	1.40	1.05	0.40	0.40	0.20	3.45	Review
Berwyn North SD 98	2014	1.40	1.40	0.40	0.40	0.40	4.00	Recognition
	2013	1.40	1.40	0.40	0.40	0.40	4.00	Recognition
Berwyn South SD 100	2014	1.40	1.05	0.20	0.40	0.10	3.15	Review
	2013	1.40	1.40	0.30	0.40	0.10	3.60	Recognition
Bethalto CUSD 8	2014	0.70	0.70	0.20	0.40	0.20	2.20	Watch
	2013	0.70	0.35	0.10	0.40	0.20	1.75	Watch
Bethel SD 82	2014	1.40	1.40	0.40	0.40	0.30	3.90	Recognition
	2013	1.40	1.40	0.30	0.40	0.30	3.80	Recognition
Big Hollow SD 38	2014	0.70	0.70	0.30	0.30	0.10	2.10	Watch
	2013	1.05	0.70	0.30	0.30	0.10	2.45	Watch
Bismarck Henning CUSD	2014	1.05	1.05	0.20	0.40	0.30	3.00	Early Warning
	2013	1.05	1.05	0.20	0.40	0.30	3.00	Early Warning
Bloom Twp HSD 206	2014	1.40	1.40	0.30	0.40	0.30	3.80	Recognition
	2013	1.40	1.05	0.30	0.40	0.30	3.45	Review
Bloomingdale SD 13	2014	1.40	1.40	0.40	0.40	0.40	4.00	Recognition
	2013	1.40	1.40	0.40	0.40	0.40	4.00	Recognition
Bloomington SD 87	2014	1.40	1.05	0.40	0.40	0.30	3.55	Recognition
	2013	1.40	1.05	0.40	0.40	0.30	3.55	Recognition
Blue Ridge CUSD 18	2014	1.40	1.05	0.40	0.40	0.20	3.45	Review
	2013	1.40	1.40	0.40	0.40	0.20	3.80	Recognition
Bluford CCSD 114	2014	1.05	0.70	0.20	0.40	0.20	2.55	Watch
	2013	0.70	0.35	0.10	0.40	0.30	1.85	Watch
Bond County CUSD 2	2014	1.05	1.05	0.20	0.40	0.20	2.90	Early Warning
	2013	1.05	1.05	0.20	0.40	0.20	2.90	Early Warning
Bourbonnais SD 53	2014	1.40	1.05	0.40	0.40	0.30	3.55	Recognition
	2013	1.40	1.05	0.30	0.40	0.30	3.45	Review
Braceville SD 75	2014	1.05	0.70	0.20	0.40	0.40	2.75	Early Warning
	2013	1.05	0.70	0.20	0.40	0.40	2.75	Early Warning

*(FBRR - Fund Balance/Revenue Ratio - Weighting of 35%, EXRV - Expenditures/Revenue Ratio - Weighting of 35%, DCOH - Days Cash on Hand - Weighting of 10%, STB - Short-Term Borrowing - Weighting of 10%, and LTD - Long-Term Debt -Weighting of 10%)*

*Note: Because Whiteside School District 115 did not submit an FY14 AFR, they are in the Financial Watch Category.*

<u>District Name</u>	<u>Data Year</u>	<u>FBRR</u>	<u>ERR</u>	<u>DCOH</u>	<u>STB</u>	<u>LTD</u>	<u>Total Score</u>	<u>Designation</u>
Bradford CUSD 1	2014	1.40	1.40	0.30	0.40	0.40	3.90	Recognition
	2013	1.40	0.70	0.30	0.40	0.40	3.20	Review
Bradley Bourbonnais CHSD 307	2014	1.40	1.40	0.30	0.40	0.30	3.80	Recognition
	2013	1.40	1.40	0.30	0.40	0.30	3.80	Recognition
Bradley SD 61	2014	1.40	1.05	0.30	0.40	0.40	3.55	Recognition
	2013	1.40	1.05	0.30	0.40	0.40	3.55	Recognition
Breese ESD 12	2014	0.35	0.70	0.10	0.40	0.40	1.95	Watch
	2013	0.70	0.70	0.10	0.40	0.40	2.30	Watch
Bremen CHSD 228	2014	1.40	1.05	0.40	0.40	0.30	3.55	Recognition
	2013	1.40	1.05	0.30	0.40	0.40	3.55	Recognition
Brimfield CUSD 309	2014	1.40	1.40	0.40	0.40	0.10	3.70	Recognition
	2013	1.40	1.05	0.30	0.40	0.10	3.25	Review
Brookfield Lagrange Park SD 95	2014	1.40	1.40	0.40	0.40	0.20	3.80	Recognition
	2013	1.40	1.40	0.40	0.40	0.20	3.80	Recognition
Brooklyn UD 188	2014	1.40	1.05	0.30	0.40	0.10	3.25	Review
	2013	1.40	1.05	0.30	0.40	0.10	3.25	Review
Brookwood SD 167	2014	1.40	1.40	0.40	0.40	0.10	3.70	Recognition
	2013	1.40	1.05	0.40	0.40	0.10	3.35	Review
Brown County CUSD 1	2014	1.40	1.05	0.30	0.40	0.30	3.45	Review
	2013	1.40	1.05	0.30	0.40	0.40	3.55	Recognition
Brownstown CUSD 201	2014	1.40	1.40	0.40	0.40	0.20	3.80	Recognition
	2013	1.40	1.40	0.30	0.40	0.20	3.70	Recognition
Brussels CUSD 42	2014	1.40	1.40	0.30	0.40	0.40	3.90	Recognition
	2013	1.40	1.40	0.30	0.40	0.40	3.90	Recognition
Buncombe Cons SD 43	2014	1.05	1.40	0.20	0.40	0.40	3.45	Review
	2013	1.05	1.05	0.20	0.40	0.40	3.10	Review
Bunker Hill CUSD 8	2014	1.40	1.40	0.30	0.40	0.40	3.90	Recognition
	2013	1.40	1.05	0.30	0.40	0.40	3.55	Recognition
Burbank SD 111	2014	1.40	1.40	0.40	0.40	0.40	4.00	Recognition
	2013	1.40	1.05	0.40	0.40	0.40	3.65	Recognition

*(FBRR - Fund Balance/Revenue Ratio - Weighting of 35%, EXRV - Expenditures/Revenue Ratio - Weighting of 35%, DCOH - Days Cash on Hand - Weighting of 10%, STB - Short-Term Borrowing - Weighting of 10%, and LTD - Long-Term Debt -Weighting of 10%)*

*Note: Because Whiteside School District 115 did not submit an FY14 AFR, they are in the Financial Watch Category.*

<u>District Name</u>	<u>Data Year</u>	<u>FBRR</u>	<u>ERR</u>	<u>DCOH</u>	<u>STB</u>	<u>LTD</u>	<u>Total Score</u>	<u>Designation</u>
Bureau Valley CUSD 340	2014	1.05	1.05	0.20	0.40	0.30	3.00	Early Warning
	2013	1.40	1.05	0.30	0.40	0.30	3.45	Review
Burnham SD 154-5	2014	1.40	1.05	0.40	0.40	0.20	3.45	Review
	2013	1.40	1.05	0.40	0.40	0.40	3.65	Recognition
Bushnell Prairie City CUSD 170	2014	1.40	1.05	0.30	0.40	0.40	3.55	Recognition
	2013	1.40	1.05	0.30	0.40	0.40	3.55	Recognition
Butler SD 53	2014	1.40	1.40	0.40	0.40	0.40	4.00	Recognition
	2013	1.40	1.40	0.40	0.40	0.40	4.00	Recognition
Byron CUSD 226	2014	1.40	1.40	0.40	0.40	0.30	3.90	Recognition
	2013	1.40	1.05	0.30	0.40	0.30	3.45	Review
Cahokia CUSD 187	2014	1.05	1.40	0.20	0.40	0.10	3.15	Review
	2013	0.70	1.40	0.20	0.40	0.10	2.80	Early Warning
Cairo USD 1	2014	1.40	1.05	0.40	0.40	0.30	3.55	Recognition
	2013	1.40	1.40	0.40	0.40	0.30	3.90	Recognition
Calhoun CUSD 40	2014	1.05	0.70	0.20	0.40	0.10	2.45	Watch
	2013	0.70	1.05	0.10	0.40	0.20	2.45	Watch
Calumet City SD 155	2014	1.40	1.40	0.40	0.40	0.10	3.70	Recognition
	2013	1.40	1.05	0.40	0.40	0.10	3.35	Review
Calumet Public SD 132	2014	1.40	1.40	0.40	0.40	0.20	3.80	Recognition
	2013	1.40	1.40	0.40	0.40	0.20	3.80	Recognition
Cambridge CUSD 227	2014	1.40	1.40	0.30	0.40	0.40	3.90	Recognition
	2013	1.40	1.05	0.30	0.40	0.40	3.55	Recognition
Canton Union SD 66	2014	1.40	1.05	0.30	0.40	0.30	3.45	Review
	2013	1.40	1.05	0.30	0.40	0.30	3.45	Review
Carbon Cliff-Barstow SD 36	2014	1.40	0.70	0.20	0.40	0.20	2.90	Early Warning
	2013	1.40	1.05	0.30	0.40	0.20	3.35	Review
Carbondale CHSD 165	2014	1.40	1.40	0.40	0.40	0.30	3.90	Recognition
	2013	1.40	1.40	0.40	0.40	0.30	3.90	Recognition
Carbondale ESD 95	2014	1.40	1.40	0.40	0.40	0.30	3.90	Recognition
	2013	1.40	1.40	0.40	0.40	0.30	3.90	Recognition

*(FBRR - Fund Balance/Revenue Ratio - Weighting of 35%, EXRV - Expenditures/Revenue Ratio - Weighting of 35%, DCOH - Days Cash on Hand - Weighting of 10%, STB - Short-Term Borrowing - Weighting of 10%, and LTD - Long-Term Debt -Weighting of 10%)*

*Note: Because Whiteside School District 115 did not submit an FY14 AFR, they are in the Financial Watch Category.*

<u>District Name</u>	<u>Data Year</u>	<u>FBRR</u>	<u>ERR</u>	<u>DCOH</u>	<u>STB</u>	<u>LTD</u>	<u>Total Score</u>	<u>Designation</u>
Carlinville CUSD 1	2014	1.40	1.40	0.40	0.40	0.40	4.00	Recognition
	2013	1.40	1.05	0.30	0.40	0.40	3.55	Recognition
Carlyle CUSD 1	2014	1.40	1.05	0.40	0.40	0.40	3.65	Recognition
	2013	1.40	1.40	0.40	0.40	0.40	4.00	Recognition
Carmi-White County CUSD 5	2014	0.70	1.40	0.20	0.40	0.30	3.00	Early Warning
	2013	0.70	1.05	0.20	0.40	0.20	2.55	Watch
Carrier Mills-Stonefort CUSD 2	2014	1.05	1.05	0.20	0.40	0.40	3.10	Review
	2013	1.05	0.70	0.20	0.40	0.40	2.75	Early Warning
Carrollton CUSD 1	2014	1.40	1.40	0.30	0.40	0.40	3.90	Recognition
	2013	1.40	1.05	0.30	0.40	0.40	3.55	Recognition
Cartersville CUSD 5	2014	1.40	1.05	0.30	0.40	0.10	3.25	Review
	2013	1.40	1.05	0.30	0.40	0.10	3.25	Review
Carthage ESD 317	2014	1.40	1.05	0.40	0.40	0.40	3.65	Recognition
	2013	1.40	1.40	0.40	0.40	0.40	4.00	Recognition
Cary CCSD 26	2014	1.05	1.40	0.40	0.40	0.10	3.35	Review
	2013	0.70	1.40	0.40	0.40	0.10	3.00	Early Warning
Casey-Westfield CUSD 4C	2014	1.05	1.05	0.20	0.40	0.20	2.90	Early Warning
	2013	1.05	1.05	0.20	0.40	0.20	2.90	Early Warning
Cass SD 63	2014	1.40	1.05	0.30	0.40	0.30	3.45	Review
	2013	1.40	1.05	0.30	0.40	0.40	3.55	Recognition
Cattlin CUSD 5	2014	1.40	1.05	0.30	0.40	0.40	3.55	Recognition
	2013	1.40	0.70	0.30	0.40	0.40	3.20	Review
CCSD 146	2014	1.40	1.40	0.40	0.40	0.20	3.80	Recognition
	2013	1.40	1.05	0.40	0.40	0.20	3.45	Review
CCSD 168	2014	1.40	1.05	0.40	0.40	0.40	3.65	Recognition
	2013	1.40	1.05	0.40	0.40	0.40	3.65	Recognition
CCSD 180	2014	1.40	1.40	0.40	0.40	0.40	4.00	Recognition
	2013	1.40	1.40	0.40	0.40	0.40	4.00	Recognition
CCSD 204	2014	1.40	1.05	0.40	0.40	0.30	3.55	Recognition
	2013	1.40	1.05	0.40	0.40	0.30	3.55	Recognition

*(FBRR - Fund Balance/Revenue Ratio - Weighting of 35%, EXRV - Expenditures/Revenue Ratio - Weighting of 35%, DCOH - Days Cash on Hand - Weighting of 10%, STB - Short-Term Borrowing - Weighting of 10%, and LTD - Long-Term Debt -Weighting of 10%)*

*Note: Because Whiteside School District 115 did not submit an FY14 AFR, they are in the Financial Watch Category.*

<u>District Name</u>	<u>Data Year</u>	<u>FBRR</u>	<u>ERR</u>	<u>DCOH</u>	<u>STB</u>	<u>LTD</u>	<u>Total Score</u>	<u>Designation</u>
CCSD 62	2014	1.40	1.40	0.40	0.40	0.10	3.70	Recognition
	2013	1.40	1.40	0.40	0.40	0.10	3.70	Recognition
CCSD 89	2014	1.40	1.05	0.40	0.40	0.30	3.55	Recognition
	2013	1.40	1.05	0.40	0.40	0.30	3.55	Recognition
CCSD 93	2014	1.40	1.40	0.40	0.40	0.30	3.90	Recognition
	2013	1.40	1.40	0.40	0.40	0.30	3.90	Recognition
Center Cass SD 66	2014	1.40	1.40	0.40	0.40	0.40	4.00	Recognition
	2013	1.40	1.40	0.40	0.40	0.40	4.00	Recognition
Central A & M CUD 21	2014	1.40	1.40	0.30	0.40	0.40	3.90	Recognition
	2013	1.40	1.05	0.30	0.40	0.40	3.55	Recognition
Central CHSD 71	2014	1.40	1.05	0.40	0.40	0.40	3.65	Recognition
	2013	1.40	1.40	0.40	0.40	0.40	4.00	Recognition
Central City SD 133	2014	1.05	1.05	0.20	0.40	0.30	3.00	Early Warning
	2013	1.05	1.05	0.20	0.40	0.20	2.90	Early Warning
Central CUSD 3	2014	1.40	1.05	0.40	0.40	0.40	3.65	Recognition
	2013	1.40	1.05	0.40	0.40	0.40	3.65	Recognition
Central CUSD 301	2014	1.40	1.40	0.40	0.40	0.20	3.80	Recognition
	2013	1.40	1.40	0.30	0.40	0.20	3.70	Recognition
Central CUSD 4	2014	1.40	1.05	0.40	0.40	0.20	3.45	Review
	2013	1.40	1.05	0.40	0.40	0.20	3.45	Review
Central SD 104	2014	1.40	1.40	0.40	0.40	0.10	3.70	Recognition
	2013	1.40	1.40	0.30	0.40	0.10	3.60	Recognition
Central SD 51	2014	1.40	1.05	0.40	0.40	0.20	3.45	Review
	2013	1.40	1.40	0.40	0.40	0.10	3.70	Recognition
Central Stickney SD 110	2014	1.40	1.40	0.40	0.40	0.40	4.00	Recognition
	2013	1.40	1.40	0.40	0.40	0.40	4.00	Recognition
Centralia HSD 200	2014	1.05	0.35	0.20	0.40	0.10	2.10	Watch
	2013	1.05	1.05	0.20	0.40	0.10	2.80	Early Warning
Centralia SD 135	2014	1.40	1.05	0.30	0.40	0.30	3.45	Review
	2013	1.40	1.05	0.30	0.40	0.30	3.45	Review

*(FBRR - Fund Balance/Revenue Ratio - Weighting of 35%, EXRV - Expenditures/Revenue Ratio - Weighting of 35%, DCOH - Days Cash on Hand - Weighting of 10%, STB - Short-Term Borrowing - Weighting of 10%, and LTD - Long-Term Debt -Weighting of 10%)*

*Note: Because Whiteside School District 115 did not submit an FY14 AFR, they are in the Financial Watch Category.*



<u>District Name</u>	<u>Data Year</u>	<u>FBRR</u>	<u>ERR</u>	<u>DCOH</u>	<u>STB</u>	<u>LTD</u>	<u>Total Score</u>	<u>Designation</u>
Century CUSD 100	2014	1.40	1.05	0.40	0.40	0.20	3.45	Review
	2013	1.40	1.05	0.30	0.40	0.20	3.35	Review
Cerro Gordo CUSD 100	2014	1.05	1.40	0.20	0.40	0.30	3.35	Review
	2013	1.05	1.05	0.20	0.40	0.30	3.00	Early Warning
Chadwick-Milledgeville CUSD 399	2014	1.40	1.05	0.40	0.40	0.30	3.55	Recognition
	2013	1.40	1.40	0.40	0.40	0.40	4.00	Recognition
Champaign CUSD 4	2014	1.40	1.40	0.40	0.40	0.30	3.90	Recognition
	2013	1.40	1.40	0.40	0.40	0.30	3.90	Recognition
Chaney-Monge SD 88	2014	1.40	1.40	0.30	0.40	0.40	3.90	Recognition
	2013	1.40	1.40	0.30	0.40	0.40	3.90	Recognition
Channahon SD 17	2014	1.40	1.40	0.40	0.40	0.40	4.00	Recognition
	2013	1.40	1.40	0.40	0.40	0.40	4.00	Recognition
Charleston CUSD 1	2014	1.40	1.05	0.30	0.40	0.40	3.55	Recognition
	2013	1.40	1.05	0.30	0.40	0.40	3.55	Recognition
Cherry SD 92	2014	0.35	0.70	0.20	0.40	0.40	2.05	Watch
	2013	1.05	0.35	0.20	0.40	0.40	2.40	Watch
Chester CUSD 139	2014	1.40	1.05	0.30	0.40	0.20	3.35	Review
	2013	1.40	1.05	0.30	0.40	0.30	3.45	Review
Chester N HSD 122	2014	1.40	1.05	0.40	0.10	0.40	3.35	Review
	2013	1.40	1.40	0.40	0.10	0.40	3.70	Recognition
Chester-East Lincoln CCSD 61	2014	1.40	1.05	0.40	0.40	0.20	3.45	Review
	2013	1.40	1.05	0.30	0.40	0.20	3.35	Review
Chicago Heights SD 170	2014	1.40	1.05	0.40	0.40	0.40	3.65	Recognition
	2013	1.40	1.05	0.40	0.40	0.30	3.55	Recognition
Chicago Ridge SD 127-5	2014	1.40	1.40	0.40	0.40	0.20	3.80	Recognition
	2013	1.40	1.05	0.40	0.40	0.20	3.45	Review
Christopher USD 99	2014	1.40	1.40	0.30	0.40	0.10	3.60	Recognition
	2013	1.40	1.05	0.40	0.40	0.20	3.45	Review
CHSD 117	2014	1.40	1.40	0.40	0.40	0.40	4.00	Recognition
	2013	1.40	1.40	0.40	0.40	0.40	4.00	Recognition

*(FBRR - Fund Balance/Revenue Ratio - Weighting of 35%, EXRV - Expenditures/Revenue Ratio - Weighting of 35%, DCOH - Days Cash on Hand - Weighting of 10%, STB - Short-Term Borrowing - Weighting of 10%, and LTD - Long-Term Debt -Weighting of 10%)*

*Note: Because Whiteside School District 115 did not submit an FY14 AFR, they are in the Financial Watch Category.*

<u>District Name</u>	<u>Data Year</u>	<u>FBRR</u>	<u>ERR</u>	<u>DCOH</u>	<u>STB</u>	<u>LTD</u>	<u>Total Score</u>	<u>Designation</u>
CHSD 128	2014	1.40	1.40	0.40	0.40	0.40	4.00	Recognition
	2013	1.40	1.40	0.40	0.40	0.40	4.00	Recognition
CHSD 155	2014	1.40	1.05	0.40	0.40	0.40	3.65	Recognition
	2013	1.40	1.05	0.40	0.40	0.40	3.65	Recognition
CHSD 218	2014	1.40	1.40	0.40	0.40	0.30	3.90	Recognition
	2013	1.40	1.05	0.40	0.40	0.40	3.65	Recognition
CHSD 94	2014	1.40	1.40	0.40	0.40	0.40	4.00	Recognition
	2013	1.40	1.40	0.40	0.40	0.40	4.00	Recognition
CHSD 99	2014	0.70	1.40	0.40	0.40	0.40	3.30	Review
	2013	0.70	1.05	0.40	0.40	0.40	2.95	Early Warning
Cicero SD 99	2014	1.40	1.05	0.40	0.40	0.10	3.35	Review
	2013	1.40	1.40	0.40	0.40	0.10	3.70	Recognition
Cissna Park CUSD 6	2014	1.40	1.40	0.40	0.40	0.40	4.00	Recognition
	2013	1.40	1.40	0.40	0.40	0.40	4.00	Recognition
City of Chicago SD 299	2014	0.70	1.05	0.10	0.40	0.20	2.45	Watch
	2013	1.05	1.05	0.20	0.40	0.20	2.90	Early Warning
Clay City CUSD 10	2014	1.40	1.40	0.30	0.40	0.20	3.70	Recognition
	2013	1.40	1.40	0.30	0.40	0.20	3.70	Recognition
Clinton CUSD 15	2014	1.40	1.40	0.40	0.40	0.30	3.90	Recognition
	2013	1.40	1.40	0.40	0.40	0.30	3.90	Recognition
Coal City CUSD 1	2014	1.40	1.40	0.40	0.40	0.30	3.90	Recognition
	2013	1.40	1.40	0.40	0.40	0.30	3.90	Recognition
Cobden SUD 17	2014	1.40	1.05	0.40	0.40	0.20	3.45	Review
	2013	1.40	1.05	0.40	0.40	0.20	3.45	Review
Collinsville CUSD 10	2014	1.40	1.40	0.30	0.40	0.40	3.90	Recognition
	2013	1.40	1.05	0.30	0.40	0.40	3.55	Recognition
Colona SD 190	2014	1.40	1.05	0.30	0.40	0.40	3.55	Recognition
	2013	1.40	1.05	0.40	0.40	0.40	3.65	Recognition
Columbia CUSD 4	2014	1.40	1.40	0.40	0.40	0.20	3.80	Recognition
	2013	1.40	1.40	0.30	0.40	0.20	3.70	Recognition

*(FBRR - Fund Balance/Revenue Ratio - Weighting of 35%, EXRV - Expenditures/Revenue Ratio - Weighting of 35%, DCOH - Days Cash on Hand - Weighting of 10%, STB - Short-Term Borrowing - Weighting of 10%, and LTD - Long-Term Debt -Weighting of 10%)*

*Note: Because Whiteside School District 115 did not submit an FY14 AFR, they are in the Financial Watch Category.*

<u>District Name</u>	<u>Data Year</u>	<u>FBRR</u>	<u>ERR</u>	<u>DCOH</u>	<u>STB</u>	<u>LTD</u>	<u>Total Score</u>	<u>Designation</u>
Comm Cons SD 59	2014	1.40	1.05	0.40	0.40	0.40	3.65	Recognition
	2013	1.40	1.40	0.40	0.40	0.40	4.00	Recognition
Cons HSD 230	2014	1.40	1.05	0.40	0.40	0.40	3.65	Recognition
	2013	1.40	1.40	0.40	0.40	0.40	4.00	Recognition
Cons SD 158	2014	1.40	1.40	0.30	0.40	0.10	3.60	Recognition
	2013	1.40	1.40	0.30	0.40	0.10	3.60	Recognition
Cook County SD 130	2014	1.40	1.05	0.30	0.40	0.30	3.45	Review
	2013	1.05	1.05	0.20	0.40	0.30	3.00	Early Warning
Cornell CCSD 426	2014	1.40	1.40	0.30	0.40	0.30	3.80	Recognition
	2013	1.05	0.70	0.20	0.40	0.30	2.65	Early Warning
Coulterville USD 1	2014	1.05	1.40	0.20	0.40	0.40	3.45	Review
	2013	1.05	1.05	0.20	0.40	0.40	3.10	Review
Country Club Hills SD 160	2014	1.40	1.05	0.30	0.40	0.10	3.25	Review
	2013	1.40	1.05	0.30	0.40	0.10	3.25	Review
County of Union Sch Dist No43	2014	1.40	1.40	0.40	0.40	0.20	3.80	Recognition
	2013	1.40	1.40	0.30	0.40	0.20	3.70	Recognition
County of Winnebago SD 320	2014	1.40	1.05	0.40	0.40	0.20	3.45	Review
	2013	1.40	1.40	0.40	0.40	0.10	3.70	Recognition
County of Woodford School	2014	1.40	1.40	0.30	0.40	0.40	3.90	Recognition
	2013	1.40	1.40	0.30	0.40	0.40	3.90	Recognition
Cowden-Herrick CUSD 3A	2014	1.05	1.40	0.20	0.40	0.40	3.45	Review
	2013	1.05	1.05	0.20	0.40	0.40	3.10	Review
Crab Orchard CUSD 3	2014	1.05	1.05	0.20	0.40	0.20	2.90	Early Warning
	2013	1.05	1.05	0.20	0.40	0.20	2.90	Early Warning
Crescent Iroquois CUSD 249	2014	1.40	0.70	0.30	0.40	0.40	3.20	Review
	2013	1.40	1.05	0.40	0.40	0.40	3.65	Recognition
Creston CCSD 161	2014	1.40	1.40	0.40	0.40	0.40	4.00	Recognition
	2013	1.40	1.40	0.40	0.40	0.40	4.00	Recognition
Crete Monee CUSD 201U	2014	1.40	1.05	0.40	0.40	0.10	3.35	Review
	2013	1.40	1.40	0.40	0.40	0.10	3.70	Recognition

*(FBRR - Fund Balance/Revenue Ratio - Weighting of 35%, EXRV - Expenditures/Revenue Ratio - Weighting of 35%, DCOH - Days Cash on Hand - Weighting of 10%, STB - Short-Term Borrowing - Weighting of 10%, and LTD - Long-Term Debt -Weighting of 10%)*

*Note: Because Whiteside School District 115 did not submit an FY14 AFR, they are in the Financial Watch Category.*

<u>District Name</u>	<u>Data Year</u>	<u>FBRR</u>	<u>ERR</u>	<u>DCOH</u>	<u>STB</u>	<u>LTD</u>	<u>Total Score</u>	<u>Designation</u>
Creve Coeur SD 76	2014	1.40	1.05	0.40	0.40	0.40	3.65	Recognition
	2013	1.40	1.40	0.40	0.40	0.40	4.00	Recognition
Crystal Lake CCSD 47	2014	1.40	1.05	0.40	0.40	0.30	3.55	Recognition
	2013	1.40	1.40	0.40	0.40	0.30	3.90	Recognition
Cumberland CUSD 77	2014	1.40	1.05	0.30	0.40	0.30	3.45	Review
	2013	1.40	1.05	0.30	0.40	0.30	3.45	Review
CUSD 200	2014	1.40	1.05	0.30	0.40	0.30	3.45	Review
	2013	1.40	1.40	0.30	0.40	0.30	3.80	Recognition
CUSD 201	2014	1.40	1.40	0.40	0.40	0.40	4.00	Recognition
	2013	1.40	1.40	0.40	0.40	0.40	4.00	Recognition
CUSD 3 Fulton County	2014	1.40	1.05	0.30	0.40	0.30	3.45	Review
	2013	1.40	0.70	0.30	0.40	0.20	3.00	Early Warning
CUSD 300	2014	1.40	1.05	0.30	0.40	0.10	3.25	Review
	2013	1.40	1.40	0.30	0.40	0.10	3.60	Recognition
CUSD 4	2014	1.40	1.40	0.30	0.40	0.30	3.80	Recognition
	2013	1.05	1.05	0.20	0.40	0.30	3.00	Early Warning
Cypress SD 64	2014	1.40	1.05	0.30	0.40	0.40	3.55	Recognition
	2013	1.40	1.05	0.40	0.40	0.40	3.65	Recognition
Dakota CUSD 201	2014	1.40	1.40	0.30	0.40	0.40	3.90	Recognition
	2013	1.05	1.05	0.20	0.40	0.30	3.00	Early Warning
Dallas ESD 327	2014	1.40	1.05	0.30	0.40	0.30	3.45	Review
	2013	1.40	1.05	0.30	0.40	0.30	3.45	Review
Dalzell SD 98	2014	1.40	1.05	0.30	0.40	0.30	3.45	Review
	2013	1.40	1.05	0.40	0.40	0.30	3.55	Recognition
Damiansville SD 62	2014	1.05	1.40	0.20	0.40	0.10	3.15	Review
	2013	0.70	1.05	0.20	0.40	0.10	2.45	Watch
Danville CCSD 118	2014	1.40	1.05	0.30	0.40	0.20	3.35	Review
	2013	1.40	1.05	0.30	0.40	0.20	3.35	Review
Darien SD 61	2014	1.40	1.40	0.40	0.40	0.40	4.00	Recognition
	2013	1.40	1.05	0.40	0.40	0.40	3.65	Recognition

*(FBRR - Fund Balance/Revenue Ratio - Weighting of 35%, EXRV - Expenditures/Revenue Ratio - Weighting of 35%, DCOH - Days Cash on Hand - Weighting of 10%, STB - Short-Term Borrowing - Weighting of 10%, and LTD - Long-Term Debt -Weighting of 10%)*

*Note: Because Whiteside School District 115 did not submit an FY14 AFR, they are in the Financial Watch Category.*

<u>District Name</u>	<u>Data Year</u>	<u>FBRR</u>	<u>ERR</u>	<u>DCOH</u>	<u>STB</u>	<u>LTD</u>	<u>Total Score</u>	<u>Designation</u>
Decatur SD 61	2014	1.40	1.05	0.30	0.40	0.10	3.25	Review
	2013	1.05	1.40	0.30	0.40	0.10	3.25	Review
Deer Creek-Mackinaw CUSD 701	2014	1.40	1.05	0.30	0.40	0.30	3.45	Review
	2013	1.40	1.05	0.30	0.40	0.30	3.45	Review
Deer Park CCSD 82	2014	1.40	1.40	0.40	0.40	0.30	3.90	Recognition
	2013	1.40	1.40	0.40	0.40	0.20	3.80	Recognition
Deerfield SD 109	2014	1.40	1.40	0.40	0.40	0.40	4.00	Recognition
	2013	1.40	1.40	0.40	0.40	0.40	4.00	Recognition
DeKalb CUSD 428	2014	1.40	1.05	0.40	0.40	0.10	3.35	Review
	2013	1.40	1.05	0.40	0.40	0.10	3.35	Review
Deland-Weldon CUSD 57	2014	1.40	0.70	0.20	0.40	0.30	3.00	Early Warning
	2013	1.40	1.40	0.30	0.40	0.40	3.90	Recognition
Delavan CUSD 703	2014	1.40	1.40	0.40	0.40	0.40	4.00	Recognition
	2013	1.40	1.05	0.40	0.40	0.40	3.65	Recognition
DePue USD 103	2014	1.40	1.05	0.30	0.40	0.30	3.45	Review
	2013	1.40	1.05	0.30	0.40	0.30	3.45	Review
DeSoto Cons SD 86	2014	0.35	1.40	0.20	0.20	0.30	2.45	Watch
	2013	0.35	1.05	0.10	0.10	0.30	1.90	Watch
Diamond Lake SD 76	2014	1.40	1.40	0.40	0.40	0.40	4.00	Recognition
	2013	1.40	1.40	0.40	0.40	0.40	4.00	Recognition
Dieterich CUSD 30	2014	1.40	1.05	0.40	0.40	0.30	3.55	Recognition
	2013	1.40	1.05	0.40	0.40	0.30	3.55	Recognition
Dimmick CCSD 175	2014	1.40	1.40	0.40	0.40	0.30	3.90	Recognition
	2013	1.40	1.40	0.40	0.40	0.20	3.80	Recognition
District 50 Schools	2014	1.40	1.40	0.40	0.40	0.40	4.00	Recognition
	2013	1.40	1.05	0.40	0.40	0.30	3.55	Recognition
Dixon USD 170	2014	1.40	1.05	0.30	0.40	0.40	3.55	Recognition
	2013	1.40	1.05	0.30	0.40	0.40	3.55	Recognition
Dodds CCSD 7	2014	1.40	1.40	0.30	0.40	0.30	3.80	Recognition
	2013	1.40	0.70	0.30	0.40	0.30	3.10	Review

*(FBRR - Fund Balance/Revenue Ratio - Weighting of 35%, EXRV - Expenditures/Revenue Ratio - Weighting of 35%, DCOH - Days Cash on Hand - Weighting of 10%, STB - Short-Term Borrowing - Weighting of 10%, and LTD - Long-Term Debt -Weighting of 10%)*

*Note: Because Whiteside School District 115 did not submit an FY14 AFR, they are in the Financial Watch Category.*

<u>District Name</u>	<u>Data Year</u>	<u>FBRR</u>	<u>ERR</u>	<u>DCOH</u>	<u>STB</u>	<u>LTD</u>	<u>Total Score</u>	<u>Designation</u>
Dolton SD 148	2014	1.40	1.40	0.40	0.40	0.10	3.70	Recognition
	2013	1.40	1.40	0.30	0.40	0.10	3.60	Recognition
Dolton SD 149	2014	1.40	1.05	0.30	0.40	0.10	3.25	Review
	2013	1.05	0.70	0.20	0.40	0.30	2.65	Early Warning
Dongola USD 66	2014	1.05	1.05	0.20	0.40	0.40	3.10	Review
	2013	1.05	1.40	0.20	0.40	0.40	3.45	Review
Donovan CUSD 3	2014	1.40	1.05	0.40	0.40	0.40	3.65	Recognition
	2013	1.40	1.40	0.40	0.40	0.40	4.00	Recognition
Downers Grove GSD 58	2014	1.40	1.05	0.30	0.40	0.40	3.55	Recognition
	2013	1.40	1.05	0.40	0.40	0.40	3.65	Recognition
Dunlap CUSD 323	2014	1.40	1.40	0.40	0.40	0.20	3.80	Recognition
	2013	1.40	1.40	0.40	0.40	0.20	3.80	Recognition
DuPage HSD 88	2014	1.40	1.05	0.40	0.40	0.20	3.45	Review
	2013	1.40	1.05	0.40	0.40	0.20	3.45	Review
Dupo CUSD 196	2014	1.05	1.40	0.30	0.40	0.10	3.25	Review
	2013	1.05	1.40	0.20	0.40	0.10	3.15	Review
Duquoin CUSD 300	2014	1.05	1.05	0.20	0.40	0.10	2.80	Early Warning
	2013	1.05	1.05	0.20	0.40	0.10	2.80	Early Warning
Durand CUSD 322	2014	1.40	1.40	0.40	0.40	0.40	4.00	Recognition
	2013	1.40	1.40	0.40	0.40	0.30	3.90	Recognition
Dwight Common SD 232	2014	1.40	1.40	0.30	0.40	0.40	3.90	Recognition
	2013	1.40	1.40	0.30	0.40	0.40	3.90	Recognition
Dwight Twp HSD 230	2014	1.40	1.40	0.40	0.40	0.40	4.00	Recognition
	2013	1.40	1.40	0.40	0.40	0.30	3.90	Recognition
Earlville CUSD 9	2014	1.40	1.40	0.40	0.40	0.20	3.80	Recognition
	2013	1.40	1.40	0.40	0.40	0.20	3.80	Recognition
East Alton SD 13	2014	1.05	1.05	0.20	0.40	0.10	2.80	Early Warning
	2013	1.05	1.05	0.20	0.40	0.10	2.80	Early Warning
East Alton-Wood River CHSD 14	2014	1.40	1.05	0.40	0.40	0.30	3.55	Recognition
	2013	1.40	1.05	0.40	0.40	0.30	3.55	Recognition

*(FBRR - Fund Balance/Revenue Ratio - Weighting of 35%, EXRV - Expenditures/Revenue Ratio - Weighting of 35%, DCOH - Days Cash on Hand - Weighting of 10%, STB - Short-Term Borrowing - Weighting of 10%, and LTD - Long-Term Debt -Weighting of 10%)*

*Note: Because Whiteside School District 115 did not submit an FY14 AFR, they are in the Financial Watch Category.*

<u>District Name</u>	<u>Data Year</u>	<u>FBRR</u>	<u>ERR</u>	<u>DCOH</u>	<u>STB</u>	<u>LTD</u>	<u>Total Score</u>	<u>Designation</u>
East Coloma - Nelson CESD 20	2014	1.40	1.40	0.40	0.40	0.40	4.00	Recognition
East Coloma SD 12	2013	1.40	1.05	0.40	0.40	0.40	3.65	Recognition
East Dubuque USD 119	2014	1.40	1.40	0.30	0.40	0.40	3.90	Recognition
	2013	1.40	1.05	0.30	0.40	0.40	3.55	Recognition
East Maine SD 63	2014	1.40	1.40	0.40	0.40	0.40	4.00	Recognition
	2013	1.40	1.40	0.40	0.40	0.40	4.00	Recognition
East Moline SD 37	2014	1.05	0.70	0.20	0.40	0.30	2.65	Early Warning
	2013	1.40	1.05	0.30	0.40	0.30	3.45	Review
East Peoria CHSD 309	2014	1.40	1.05	0.40	0.40	0.30	3.55	Recognition
	2013	1.40	1.05	0.40	0.40	0.30	3.55	Recognition
East Peoria SD 86	2014	1.40	1.40	0.40	0.40	0.30	3.90	Recognition
	2013	1.40	1.40	0.40	0.40	0.30	3.90	Recognition
East Prairie SD 73	2014	1.40	1.05	0.40	0.40	0.40	3.65	Recognition
	2013	1.40	1.05	0.40	0.40	0.40	3.65	Recognition
East Richland CUSD 1	2014	1.40	1.40	0.30	0.40	0.10	3.60	Recognition
	2013	1.40	1.05	0.20	0.40	0.10	3.15	Review
East St Louis SD 189	2014	1.40	1.40	0.30	0.40	0.10	3.60	Recognition
	2013	1.40	1.40	0.20	0.40	0.10	3.50	Review
Eastland CUSD 308	2014	1.40	1.05	0.40	0.40	0.30	3.55	Recognition
	2013	1.40	1.40	0.40	0.40	0.30	3.90	Recognition
Edgar County CUD 6	2014	1.05	1.40	0.20	0.40	0.40	3.45	Review
	2013	0.70	1.05	0.10	0.40	0.40	2.65	Early Warning
Edinburg CUSD 4	2014	1.40	1.40	0.40	0.40	0.40	4.00	Recognition
	2013	1.40	1.40	0.40	0.40	0.40	4.00	Recognition
Edwards County CUSD 1	2014	1.40	1.05	0.30	0.40	0.40	3.55	Recognition
	2013	1.40	1.05	0.30	0.40	0.40	3.55	Recognition
Edwardsville CUSD 7	2014	0.70	1.05	0.20	0.40	0.10	2.45	Watch
	2013	0.35	1.05	0.10	0.40	0.10	2.00	Watch
Effingham CUSD 40	2014	1.40	1.05	0.40	0.40	0.40	3.65	Recognition
	2013	1.40	1.05	0.40	0.40	0.40	3.65	Recognition

*(FBRR - Fund Balance/Revenue Ratio - Weighting of 35%, EXRV - Expenditures/Revenue Ratio - Weighting of 35%, DCOH - Days Cash on Hand - Weighting of 10%, STB - Short-Term Borrowing - Weighting of 10%, and LTD - Long-Term Debt -Weighting of 10%)*

*Note: Because Whiteside School District 115 did not submit an FY14 AFR, they are in the Financial Watch Category.*

<u>District Name</u>	<u>Data Year</u>	<u>FBRR</u>	<u>ERR</u>	<u>DCOH</u>	<u>STB</u>	<u>LTD</u>	<u>Total Score</u>	<u>Designation</u>
Egyptian CUSD 5	2014	1.40	1.40	0.40	0.40	0.40	4.00	Recognition
	2013	1.40	1.05	0.30	0.40	0.40	3.55	Recognition
El Paso-Gridley CUSD 11	2014	1.05	0.70	0.30	0.40	0.40	2.85	Early Warning
	2013	1.40	1.05	0.30	0.40	0.40	3.55	Recognition
Eldorado CUSD 4	2014	1.40	1.05	0.30	0.40	0.20	3.35	Review
	2013	1.40	1.05	0.30	0.40	0.20	3.35	Review
Elmhurst SD 205	2014	1.40	1.05	0.30	0.40	0.30	3.45	Review
	2013	1.40	1.40	0.30	0.40	0.30	3.80	Recognition
Elmwood CUSD 322	2014	1.40	1.05	0.30	0.40	0.40	3.55	Recognition
	2013	1.40	1.05	0.30	0.40	0.40	3.55	Recognition
Elmwood Park CUSD 401	2014	1.40	1.40	0.30	0.40	0.20	3.70	Recognition
	2013	1.40	1.40	0.40	0.40	0.20	3.80	Recognition
Elverado CUSD 196	2014	1.05	1.05	0.20	0.40	0.20	2.90	Early Warning
	2013	0.70	0.70	0.10	0.40	0.30	2.20	Watch
Elwood CCSD 203	2014	1.40	1.05	0.40	0.40	0.40	3.65	Recognition
	2013	1.40	1.40	0.40	0.40	0.40	4.00	Recognition
Emmons SD 33	2014	1.40	1.40	0.40	0.40	0.10	3.70	Recognition
	2013	1.40	1.40	0.40	0.40	0.10	3.70	Recognition
Erie CUSD 1	2014	1.40	1.40	0.40	0.40	0.40	4.00	Recognition
	2013	1.40	1.40	0.40	0.40	0.40	4.00	Recognition
ESD 159	2014	1.40	1.40	0.30	0.40	0.10	3.60	Recognition
	2013	1.40	1.40	0.30	0.40	0.10	3.60	Recognition
Eswood CCSD 269	2014	1.40	1.40	0.40	0.40	0.40	4.00	Recognition
	2013	1.40	1.40	0.40	0.40	0.40	4.00	Recognition
Eureka CUD 140	2014	1.40	1.05	0.30	0.40	0.40	3.55	Recognition
	2013	1.40	0.35	0.30	0.40	0.40	2.85	Early Warning
Evanston CCSD 65	2014	1.05	1.05	0.20	0.40	0.30	3.00	Early Warning
	2013	1.05	1.05	0.20	0.40	0.30	3.00	Early Warning
Evanston Twp HSD 202	2014	1.40	1.40	0.30	0.40	0.40	3.90	Recognition
	2013	1.40	1.40	0.30	0.40	0.40	3.90	Recognition

*(FBRR - Fund Balance/Revenue Ratio - Weighting of 35%, EXRV - Expenditures/Revenue Ratio - Weighting of 35%, DCOH - Days Cash on Hand - Weighting of 10%, STB - Short-Term Borrowing - Weighting of 10%, and LTD - Long-Term Debt -Weighting of 10%)*

*Note: Because Whiteside School District 115 did not submit an FY14 AFR, they are in the Financial Watch Category.*



<u>District Name</u>	<u>Data Year</u>	<u>FBRR</u>	<u>ERR</u>	<u>DCOH</u>	<u>STB</u>	<u>LTD</u>	<u>Total Score</u>	<u>Designation</u>
Evergreen Park CHSD 231	2014	1.40	1.40	0.40	0.40	0.40	4.00	Recognition
	2013	1.40	1.40	0.40	0.40	0.40	4.00	Recognition
Evergreen Park ESD 124	2014	1.40	1.05	0.40	0.40	0.30	3.55	Recognition
	2013	1.40	1.05	0.40	0.40	0.40	3.65	Recognition
Ewing Northern CCSD 115	2014	1.40	1.40	0.40	0.40	0.30	3.90	Recognition
	2013	1.40	1.40	0.40	0.40	0.30	3.90	Recognition
Fairfield Comm H S Dist 225	2014	1.40	1.05	0.30	0.40	0.40	3.55	Recognition
	2013	1.40	1.05	0.30	0.40	0.40	3.55	Recognition
Fairfield PSD 112	2014	1.40	1.05	0.40	0.40	0.10	3.35	Review
	2013	1.40	1.05	0.40	0.40	0.10	3.35	Review
Fairmont SD 89	2014	1.40	1.40	0.30	0.40	0.30	3.80	Recognition
	2013	1.40	1.40	0.30	0.40	0.30	3.80	Recognition
Fairview SD 72	2014	1.40	1.40	0.40	0.40	0.40	4.00	Recognition
	2013	1.40	1.40	0.40	0.40	0.40	4.00	Recognition
Farmington Central CUSD 265	2014	1.40	1.05	0.40	0.40	0.40	3.65	Recognition
	2013	1.40	1.40	0.40	0.40	0.30	3.90	Recognition
Farrington CCSD 99	2014	1.40	1.40	0.40	0.40	0.30	3.90	Recognition
	2013	1.40	1.40	0.40	0.40	0.30	3.90	Recognition
Fenton CHSD 100	2014	1.40	1.40	0.40	0.40	0.40	4.00	Recognition
	2013	1.40	1.40	0.40	0.40	0.40	4.00	Recognition
Field CCSD 3	2014	1.40	1.05	0.30	0.40	0.40	3.55	Recognition
	2013	1.40	1.05	0.30	0.40	0.40	3.55	Recognition
Fieldcrest CUSD 6	2014	0.70	0.70	0.20	0.40	0.40	2.40	Watch
	2013	1.05	0.70	0.20	0.40	0.40	2.75	Early Warning
Fisher CUSD 1	2014	1.40	1.05	0.40	0.40	0.10	3.35	Review
	2013	1.40	1.05	0.40	0.40	0.10	3.35	Review
Flanagan-Cornell Dist 74	2014	1.05	0.70	0.20	0.40	0.40	2.75	Early Warning
	2013	1.40	1.05	0.30	0.40	0.40	3.55	Recognition
Flora CUSD 35	2014	1.40	1.40	0.40	0.40	0.10	3.70	Recognition
	2013	1.40	1.40	0.40	0.40	0.40	4.00	Recognition

*(FBRR - Fund Balance/Revenue Ratio - Weighting of 35%, EXRV - Expenditures/Revenue Ratio - Weighting of 35%, DCOH - Days Cash on Hand - Weighting of 10%, STB - Short-Term Borrowing - Weighting of 10%, and LTD - Long-Term Debt -Weighting of 10%)*

*Note: Because Whiteside School District 115 did not submit an FY14 AFR, they are in the Financial Watch Category.*

<u>District Name</u>	<u>Data Year</u>	<u>FBRR</u>	<u>ERR</u>	<u>DCOH</u>	<u>STB</u>	<u>LTD</u>	<u>Total Score</u>	<u>Designation</u>
Flossmoor SD 161	2014	1.40	1.05	0.40	0.40	0.30	3.55	Recognition
	2013	1.40	1.05	0.40	0.40	0.40	3.65	Recognition
Ford Heights SD 169	2014	1.40	1.05	0.40	0.40	0.10	3.35	Review
	2013	1.40	1.05	0.40	0.40	0.10	3.35	Review
Forest Park SD 91	2014	1.40	1.05	0.40	0.40	0.40	3.65	Recognition
	2013	1.40	1.40	0.40	0.40	0.40	4.00	Recognition
Forest Ridge SD 142	2014	1.40	1.05	0.30	0.40	0.20	3.35	Review
	2013	1.40	1.05	0.30	0.40	0.20	3.35	Review
Forrestville Valley CUSD 221	2014	1.40	1.05	0.30	0.40	0.30	3.45	Review
	2013	1.40	1.05	0.30	0.40	0.30	3.45	Review
Fox Lake GSD 114	2014	1.40	1.05	0.40	0.40	0.20	3.45	Review
	2013	1.40	1.40	0.40	0.40	0.20	3.80	Recognition
Fox River Grove Cons SD 3	2014	1.40	1.05	0.40	0.40	0.30	3.55	Recognition
	2013	1.40	1.40	0.40	0.40	0.30	3.90	Recognition
Frankfort CCSD 157C	2014	1.40	1.40	0.40	0.40	0.20	3.80	Recognition
	2013	1.40	1.40	0.40	0.40	0.20	3.80	Recognition
Frankfort CUSD 168	2014	0.35	1.05	0.10	0.40	0.30	2.20	Watch
	2013	0.70	0.70	0.10	0.40	0.30	2.20	Watch
Franklin CUSD 1	2014	1.40	1.05	0.40	0.40	0.40	3.65	Recognition
	2013	1.40	1.05	0.40	0.40	0.40	3.65	Recognition
Franklin Park SD 84	2014	1.40	1.40	0.40	0.40	0.20	3.80	Recognition
	2013	1.40	1.40	0.40	0.40	0.30	3.90	Recognition
Freeburg CCSD 70	2014	1.40	1.05	0.40	0.40	0.40	3.65	Recognition
	2013	1.40	1.40	0.40	0.40	0.40	4.00	Recognition
Freeburg CHSD 77	2014	1.40	1.05	0.30	0.40	0.30	3.45	Review
	2013	1.40	1.05	0.40	0.40	0.30	3.55	Recognition
Freeport SD 145	2014	1.40	1.05	0.30	0.40	0.30	3.45	Review
	2013	1.40	1.05	0.20	0.40	0.30	3.35	Review
Fremont SD 79	2014	1.40	1.40	0.40	0.40	0.30	3.90	Recognition
	2013	1.40	1.40	0.40	0.40	0.30	3.90	Recognition

*(FBRR - Fund Balance/Revenue Ratio - Weighting of 35%, EXRV - Expenditures/Revenue Ratio - Weighting of 35%, DCOH - Days Cash on Hand - Weighting of 10%, STB - Short-Term Borrowing - Weighting of 10%, and LTD - Long-Term Debt -Weighting of 10%)*

*Note: Because Whiteside School District 115 did not submit an FY14 AFR, they are in the Financial Watch Category.*

<u>District Name</u>	<u>Data Year</u>	<u>FBRR</u>	<u>ERR</u>	<u>DCOH</u>	<u>STB</u>	<u>LTD</u>	<u>Total Score</u>	<u>Designation</u>
Galatia CUSD 1	2014	1.40	1.40	0.40	0.40	0.40	4.00	Recognition
	2013	1.40	1.40	0.30	0.40	0.40	3.90	Recognition
Galena USD 120	2014	1.40	1.40	0.30	0.40	0.40	3.90	Recognition
	2013	1.40	1.05	0.30	0.40	0.40	3.55	Recognition
Galesburg CUSD 205	2014	1.40	1.05	0.30	0.40	0.10	3.25	Review
	2013	1.40	1.05	0.40	0.40	0.20	3.45	Review
Gallatin CUSD 7	2014	1.40	1.40	0.30	0.40	0.40	3.90	Recognition
	2013	1.40	1.05	0.30	0.40	0.40	3.55	Recognition
Galva CUSD 224	2014	1.40	1.40	0.40	0.40	0.40	4.00	Recognition
	2013	1.40	1.05	0.40	0.40	0.40	3.65	Recognition
Gardner CCSD 72C	2014	1.40	1.05	0.40	0.40	0.40	3.65	Recognition
	2013	1.40	1.05	0.40	0.40	0.40	3.65	Recognition
Gardner S Wilmington Twp HSD 73	2014	1.40	1.05	0.40	0.40	0.40	3.65	Recognition
	2013	1.40	1.40	0.40	0.40	0.40	4.00	Recognition
Gavin SD 37	2014	1.40	1.40	0.30	0.40	0.30	3.80	Recognition
	2013	1.05	1.40	0.30	0.40	0.30	3.45	Review
Geff CCSD 14	2014	1.40	1.40	0.40	0.40	0.40	4.00	Recognition
	2013	1.40	1.40	0.40	0.40	0.40	4.00	Recognition
Gen George Patton SD 133	2014	1.40	1.40	0.30	0.40	0.10	3.60	Recognition
	2013	1.40	0.70	0.30	0.40	0.10	2.90	Early Warning
Geneseo CUSD 228	2014	1.40	1.05	0.40	0.40	0.40	3.65	Recognition
	2013	1.40	1.05	0.40	0.40	0.40	3.65	Recognition
Geneva CUSD 304	2014	1.40	1.40	0.40	0.40	0.10	3.70	Recognition
	2013	1.40	1.40	0.40	0.40	0.10	3.70	Recognition
Genoa Kingston CUSD 424	2014	1.40	1.05	0.40	0.40	0.30	3.55	Recognition
	2013	1.40	1.05	0.40	0.40	0.30	3.55	Recognition
Georgetown-Ridge Farm CUD 4	2014	0.70	1.05	0.20	0.30	0.30	2.55	Watch
	2013	0.35	0.70	0.10	0.10	0.40	1.65	Watch
Germantown Hills SD 69	2014	1.40	1.40	0.40	0.40	0.30	3.90	Recognition
	2013	1.40	1.40	0.40	0.40	0.30	3.90	Recognition

*(FBRR - Fund Balance/Revenue Ratio - Weighting of 35%, EXRV - Expenditures/Revenue Ratio - Weighting of 35%, DCOH - Days Cash on Hand - Weighting of 10%, STB - Short-Term Borrowing - Weighting of 10%, and LTD - Long-Term Debt -Weighting of 10%)*

*Note: Because Whiteside School District 115 did not submit an FY14 AFR, they are in the Financial Watch Category.*

<u>District Name</u>	<u>Data Year</u>	<u>FBRR</u>	<u>ERR</u>	<u>DCOH</u>	<u>STB</u>	<u>LTD</u>	<u>Total Score</u>	<u>Designation</u>
Germantown SD 60	2014	1.40	1.40	0.40	0.40	0.40	4.00	Recognition
	2013	1.40	1.40	0.40	0.40	0.40	4.00	Recognition
Giant City CCSD 130	2014	1.40	1.40	0.30	0.40	0.20	3.70	Recognition
	2013	1.40	1.40	0.30	0.40	0.20	3.70	Recognition
Gibson City-Melvin-Sibley CUSD 5	2014	1.40	1.05	0.40	0.40	0.30	3.55	Recognition
	2013	1.40	1.05	0.40	0.40	0.30	3.55	Recognition
Gifford CCSD 188	2014	1.40	1.40	0.40	0.40	0.20	3.80	Recognition
	2013	1.40	1.40	0.40	0.40	0.20	3.80	Recognition
Gillespie CUSD 7	2014	1.40	1.05	0.30	0.40	0.10	3.25	Review
	2013	1.40	1.05	0.30	0.40	0.10	3.25	Review
Glen Ellyn SD 41	2014	1.40	1.05	0.40	0.40	0.40	3.65	Recognition
	2013	1.40	1.40	0.40	0.40	0.40	4.00	Recognition
Glenbard Twp HSD 87	2014	1.40	1.40	0.40	0.40	0.40	4.00	Recognition
	2013	1.40	1.40	0.40	0.40	0.40	4.00	Recognition
Glencoe SD 35	2014	1.40	1.40	0.40	0.40	0.30	3.90	Recognition
	2013	1.40	1.40	0.40	0.40	0.30	3.90	Recognition
Glenview CCSD 34	2014	1.40	1.05	0.40	0.40	0.40	3.65	Recognition
	2013	1.40	1.40	0.40	0.40	0.40	4.00	Recognition
Golf ESD 67	2014	1.40	1.40	0.40	0.40	0.20	3.80	Recognition
	2013	1.40	1.40	0.30	0.40	0.20	3.70	Recognition
Goreville CUD 1	2014	1.40	1.40	0.40	0.40	0.20	3.80	Recognition
	2013	1.40	1.05	0.40	0.40	0.20	3.45	Review
Gower SD 62	2014	1.40	1.40	0.40	0.40	0.40	4.00	Recognition
	2013	1.40	1.05	0.40	0.40	0.40	3.65	Recognition
Grand Prairie CCSD 6	2014	0.70	1.05	0.10	0.40	0.40	2.65	Early Warning
	2013	1.05	0.70	0.20	0.40	0.40	2.75	Early Warning
Grand Ridge CCSD 95	2014	1.40	1.05	0.40	0.40	0.30	3.55	Recognition
	2013	1.40	1.05	0.40	0.40	0.40	3.65	Recognition
Granite City CUSD 9	2014	1.05	1.05	0.20	0.40	0.30	3.00	Early Warning
	2013	1.05	0.70	0.20	0.40	0.30	2.65	Early Warning

*(FBRR - Fund Balance/Revenue Ratio - Weighting of 35%, EXRV - Expenditures/Revenue Ratio - Weighting of 35%, DCOH - Days Cash on Hand - Weighting of 10%, STB - Short-Term Borrowing - Weighting of 10%, and LTD - Long-Term Debt -Weighting of 10%)*

*Note: Because Whiteside School District 115 did not submit an FY14 AFR, they are in the Financial Watch Category.*

<u>District Name</u>	<u>Data Year</u>	<u>FBRR</u>	<u>ERR</u>	<u>DCOH</u>	<u>STB</u>	<u>LTD</u>	<u>Total Score</u>	<u>Designation</u>
Grant CCSD 110	2014	1.40	1.05	0.30	0.40	0.30	3.45	Review
	2013	1.40	0.70	0.20	0.40	0.40	3.10	Review
Grant CHSD 124	2014	1.40	1.40	0.40	0.40	0.30	3.90	Recognition
	2013	1.40	1.40	0.40	0.40	0.30	3.90	Recognition
Grant Park CUSD 6	2014	1.40	1.40	0.30	0.40	0.30	3.80	Recognition
	2013	1.40	1.40	0.30	0.40	0.30	3.80	Recognition
Grass Lake SD 36	2014	1.40	1.40	0.40	0.40	0.40	4.00	Recognition
	2013	1.40	1.40	0.40	0.40	0.40	4.00	Recognition
Grayslake CCSD 46	2014	1.40	1.05	0.30	0.40	0.10	3.25	Review
	2013	1.40	1.05	0.30	0.40	0.10	3.25	Review
Grayslake CHSD 127	2014	1.40	1.40	0.40	0.40	0.10	3.70	Recognition
	2013	1.40	1.40	0.40	0.40	0.10	3.70	Recognition
Grayville CUSD 1	2014	1.40	1.05	0.30	0.40	0.30	3.45	Review
	2013	1.40	1.05	0.30	0.40	0.30	3.45	Review
Greenfield CUSD 10	2014	1.40	1.05	0.30	0.40	0.40	3.55	Recognition
	2013	1.40	1.05	0.30	0.40	0.40	3.55	Recognition
Greenview CUSD 200	2014	1.40	1.40	0.40	0.40	0.40	4.00	Recognition
	2013	1.40	1.05	0.40	0.40	0.40	3.65	Recognition
Griggsville-Perry CUSD 4	2014	0.35	0.70	0.10	0.40	0.10	1.65	Watch
	2013	0.70	0.70	0.10	0.40	0.10	2.00	Watch
Gurnee SD 56	2014	1.40	1.05	0.40	0.40	0.10	3.35	Review
	2013	1.40	1.40	0.40	0.40	0.10	3.70	Recognition
Hall HSD 502	2014	1.05	0.70	0.20	0.40	0.10	2.45	Watch
	2013	1.40	1.05	0.20	0.40	0.30	3.35	Review
Hamilton CCSD 328	2014	1.05	0.70	0.20	0.40	0.40	2.75	Early Warning
	2013	1.40	1.05	0.30	0.40	0.40	3.55	Recognition
Hamilton Co CUSD 10	2014	0.70	1.05	0.10	0.40	0.30	2.55	Watch
	2013	0.70	1.05	0.10	0.40	0.30	2.55	Watch
Hampton SD 29	2014	1.40	1.40	0.40	0.40	0.40	4.00	Recognition
	2013	1.40	1.40	0.40	0.40	0.40	4.00	Recognition

*(FBRR - Fund Balance/Revenue Ratio - Weighting of 35%, EXRV - Expenditures/Revenue Ratio - Weighting of 35%, DCOH - Days Cash on Hand - Weighting of 10%, STB - Short-Term Borrowing - Weighting of 10%, and LTD - Long-Term Debt -Weighting of 10%)*

*Note: Because Whiteside School District 115 did not submit an FY14 AFR, they are in the Financial Watch Category.*

<u>District Name</u>	<u>Data Year</u>	<u>FBRR</u>	<u>ERR</u>	<u>DCOH</u>	<u>STB</u>	<u>LTD</u>	<u>Total Score</u>	<u>Designation</u>
Hardin County CUSD 1	2014	0.70	1.40	0.20	0.40	0.30	3.00	Early Warning
	2013	0.70	1.05	0.10	0.40	0.30	2.55	Watch
Harlem UD 122	2014	0.70	1.40	0.30	0.40	0.30	3.10	Review
	2013	0.70	0.70	0.30	0.40	0.30	2.40	Watch
Harmony Emge SD 175	2014	1.05	1.05	0.20	0.40	0.20	2.90	Early Warning
	2013	1.05	1.05	0.20	0.40	0.20	2.90	Early Warning
Harrisburg CUSD 3	2014	1.05	1.05	0.20	0.40	0.20	2.90	Early Warning
	2013	1.05	1.05	0.20	0.40	0.20	2.90	Early Warning
Harrison SD 36	2014	1.40	1.40	0.40	0.40	0.20	3.80	Recognition
	2013	1.40	1.40	0.40	0.40	0.20	3.80	Recognition
Hartsburg Emden CUSD 21	2014	1.40	1.40	0.30	0.40	0.40	3.90	Recognition
	2013	1.40	1.05	0.30	0.40	0.40	3.55	Recognition
Harvard CUSD 50	2014	1.40	1.40	0.40	0.40	0.10	3.70	Recognition
	2013	1.40	1.40	0.40	0.40	0.20	3.80	Recognition
Harvey SD 152	2014	1.40	1.05	0.40	0.40	0.40	3.65	Recognition
	2013	1.40	1.05	0.40	0.40	0.40	3.65	Recognition
Havana CUSD 126	2014	1.40	1.05	0.40	0.40	0.30	3.55	Recognition
	2013	1.40	1.05	0.40	0.40	0.40	3.65	Recognition
Hawthorn CCSD 73	2014	1.40	1.05	0.40	0.40	0.30	3.55	Recognition
	2013	1.40	1.40	0.40	0.40	0.30	3.90	Recognition
Hazel Crest SD 152-5	2014	1.40	1.05	0.40	0.40	0.10	3.35	Review
	2013	1.40	1.40	0.40	0.40	0.10	3.70	Recognition
Henry-Senachwine CUSD 5	2014	1.40	1.05	0.40	0.40	0.40	3.65	Recognition
	2013	1.40	1.05	0.40	0.40	0.40	3.65	Recognition
Heritage CUSD 8	2014	1.40	1.05	0.40	0.40	0.20	3.45	Review
	2013	1.40	1.05	0.40	0.40	0.20	3.45	Review
Herrin CUSD 4	2014	1.05	1.05	0.20	0.40	0.10	2.80	Early Warning
	2013	1.05	1.05	0.20	0.40	0.10	2.80	Early Warning
Herscher CUSD 2	2014	1.40	1.05	0.40	0.40	0.30	3.55	Recognition
	2013	1.40	1.05	0.40	0.40	0.30	3.55	Recognition

*(FBRR - Fund Balance/Revenue Ratio - Weighting of 35%, EXRV - Expenditures/Revenue Ratio - Weighting of 35%, DCOH - Days Cash on Hand - Weighting of 10%, STB - Short-Term Borrowing - Weighting of 10%, and LTD - Long-Term Debt -Weighting of 10%)*

*Note: Because Whiteside School District 115 did not submit an FY14 AFR, they are in the Financial Watch Category.*

<u>District Name</u>	<u>Data Year</u>	<u>FBRR</u>	<u>ERR</u>	<u>DCOH</u>	<u>STB</u>	<u>LTD</u>	<u>Total Score</u>	<u>Designation</u>
Heyworth CUSD 4	2014	1.40	1.05	0.30	0.40	0.20	3.35	Review
	2013	1.40	1.05	0.30	0.40	0.20	3.35	Review
Hiawatha CUSD 426	2014	1.40	1.05	0.40	0.40	0.10	3.35	Review
	2013	1.40	1.05	0.40	0.40	0.20	3.45	Review
High Mount SD 116	2014	0.70	1.05	0.10	0.40	0.20	2.45	Watch
	2013	1.05	1.05	0.20	0.40	0.20	2.90	Early Warning
Highland CUSD 5	2014	1.05	1.40	0.20	0.40	0.20	3.25	Review
	2013	1.05	1.05	0.20	0.40	0.20	2.90	Early Warning
Hillsboro CUSD 3	2014	1.05	1.05	0.20	0.40	0.30	3.00	Early Warning
	2013	1.05	1.05	0.20	0.40	0.40	3.10	Review
Hillside SD 93	2014	1.40	1.40	0.40	0.40	0.40	4.00	Recognition
	2013	1.40	1.40	0.40	0.40	0.40	4.00	Recognition
Hinckley Big Rock CUSD 429	2014	1.40	1.05	0.40	0.40	0.10	3.35	Review
	2013	1.40	1.05	0.40	0.40	0.10	3.35	Review
Hinsdale CCSD 181	2014	1.40	1.05	0.30	0.40	0.30	3.45	Review
	2013	1.40	1.40	0.30	0.40	0.20	3.70	Recognition
Hinsdale Twp HSD 86	2014	1.40	1.40	0.40	0.40	0.40	4.00	Recognition
	2013	1.40	1.40	0.40	0.40	0.40	4.00	Recognition
Hollis Cons SD 328	2014	1.40	1.40	0.40	0.40	0.30	3.90	Recognition
	2013	1.40	1.40	0.40	0.40	0.30	3.90	Recognition
Homer CCSD 33C	2014	1.40	1.05	0.40	0.40	0.40	3.65	Recognition
	2013	1.40	1.05	0.40	0.40	0.40	3.65	Recognition
Homewood Flossmoor CHSD 233	2014	1.40	1.05	0.40	0.40	0.10	3.35	Review
	2013	1.40	1.05	0.40	0.40	0.10	3.35	Review
Homewood SD 153	2014	1.40	1.05	0.30	0.40	0.20	3.35	Review
	2013	1.40	1.05	0.40	0.40	0.20	3.45	Review
Hononegah CHD 207	2014	1.40	1.40	0.30	0.40	0.40	3.90	Recognition
	2013	1.40	1.40	0.30	0.40	0.40	3.90	Recognition
Hoopeston Area CUSD 11	2014	1.40	1.05	0.40	0.40	0.40	3.65	Recognition
	2013	1.40	1.05	0.40	0.40	0.40	3.65	Recognition

*(FBRR - Fund Balance/Revenue Ratio - Weighting of 35%, EXRV - Expenditures/Revenue Ratio - Weighting of 35%, DCOH - Days Cash on Hand - Weighting of 10%, STB - Short-Term Borrowing - Weighting of 10%, and LTD - Long-Term Debt -Weighting of 10%)*

*Note: Because Whiteside School District 115 did not submit an FY14 AFR, they are in the Financial Watch Category.*

<u>District Name</u>	<u>Data Year</u>	<u>FBRR</u>	<u>ERR</u>	<u>DCOH</u>	<u>STB</u>	<u>LTD</u>	<u>Total Score</u>	<u>Designation</u>
Hoover-Schrum Memorial SD 157	2014	1.40	1.05	0.30	0.40	0.10	3.25	Review
	2013	1.40	1.40	0.30	0.40	0.10	3.60	Recognition
Hoyleton Cons SD 29	2014	1.40	1.05	0.40	0.40	0.40	3.65	Recognition
	2013	1.40	1.40	0.40	0.40	0.40	4.00	Recognition
Hutsonville CUSD 1	2014	1.40	1.40	0.30	0.40	0.30	3.80	Recognition
	2013	1.40	1.05	0.30	0.40	0.30	3.45	Review
Il Valley Central USD 321	2014	1.40	0.70	0.30	0.40	0.30	3.10	Review
	2013	1.40	1.05	0.40	0.40	0.30	3.55	Recognition
Illini Bluffs CUSD 327	2014	1.40	1.05	0.30	0.40	0.40	3.55	Recognition
	2013	1.40	1.05	0.40	0.40	0.40	3.65	Recognition
Illini Central CUSD 189	2014	1.40	1.40	0.40	0.40	0.30	3.90	Recognition
	2013	1.40	1.40	0.40	0.40	0.30	3.90	Recognition
Illini West H S Dist 307	2014	1.40	1.40	0.40	0.40	0.40	4.00	Recognition
	2013	1.40	1.40	0.30	0.40	0.40	3.90	Recognition
Ina CCSD 8	2014	1.40	1.05	0.30	0.40	0.30	3.45	Review
	2013	1.40	1.05	0.30	0.40	0.30	3.45	Review
Indian Creek CUSD 425	2014	1.40	1.40	0.40	0.40	0.40	4.00	Recognition
	2013	1.40	1.40	0.40	0.40	0.30	3.90	Recognition
Indian Prairie CUSD 204	2014	1.40	1.05	0.30	0.40	0.30	3.45	Review
	2013	1.40	1.40	0.30	0.40	0.30	3.80	Recognition
Indian Springs SD 109	2014	1.40	1.05	0.40	0.40	0.30	3.55	Recognition
	2013	1.40	1.40	0.40	0.40	0.30	3.90	Recognition
Iroquois County CUSD 9	2014	1.40	1.40	0.40	0.40	0.40	4.00	Recognition
	2013	1.40	1.05	0.40	0.40	0.40	3.65	Recognition
Iroquois West CUSD 10	2014	1.40	1.05	0.40	0.40	0.40	3.65	Recognition
	2013	1.40	1.05	0.40	0.40	0.40	3.65	Recognition
Irvington CCSD 11	2014	1.40	1.05	0.30	0.40	0.40	3.55	Recognition
	2013	1.40	1.40	0.30	0.40	0.40	3.90	Recognition
Itasca SD 10	2014	1.40	1.05	0.40	0.40	0.30	3.55	Recognition
	2013	1.40	1.05	0.40	0.40	0.30	3.55	Recognition

*(FBRR - Fund Balance/Revenue Ratio - Weighting of 35%, EXRV - Expenditures/Revenue Ratio - Weighting of 35%, DCOH - Days Cash on Hand - Weighting of 10%, STB - Short-Term Borrowing - Weighting of 10%, and LTD - Long-Term Debt -Weighting of 10%)*

*Note: Because Whiteside School District 115 did not submit an FY14 AFR, they are in the Financial Watch Category.*



<u>District Name</u>	<u>Data Year</u>	<u>FBRR</u>	<u>ERR</u>	<u>DCOH</u>	<u>STB</u>	<u>LTD</u>	<u>Total Score</u>	<u>Designation</u>
Iuka CCSD 7	2014	1.40	1.05	0.30	0.40	0.40	3.55	Recognition
	2013	1.40	1.05	0.30	0.40	0.30	3.45	Review
J S Morton HSD 201	2014	1.40	1.40	0.40	0.40	0.20	3.80	Recognition
	2013	1.40	1.40	0.40	0.40	0.30	3.90	Recognition
Jacksonville SD 117	2014	1.40	1.40	0.40	0.40	0.40	4.00	Recognition
	2013	1.40	1.40	0.30	0.40	0.40	3.90	Recognition
Jamaica CUSD 12	2014	1.40	1.05	0.30	0.40	0.40	3.55	Recognition
	2013	1.40	1.40	0.30	0.40	0.40	3.90	Recognition
Jasper CCSD 17	2014	1.40	1.05	0.40	0.40	0.10	3.35	Review
	2013	1.40	1.05	0.40	0.40	0.10	3.35	Review
Jasper County CUD 1	2014	1.05	1.05	0.20	0.40	0.40	3.10	Review
	2013	1.05	1.05	0.20	0.40	0.40	3.10	Review
Jersey CUSD 100	2014	1.40	1.05	0.30	0.40	0.20	3.35	Review
	2013	1.05	0.70	0.20	0.40	0.30	2.65	Early Warning
Johnsburg CUSD 12	2014	0.35	1.05	0.10	0.40	0.40	2.30	Watch
	2013	0.70	1.05	0.10	0.40	0.40	2.65	Early Warning
Johnston City CUSD 1	2014	1.05	1.05	0.20	0.40	0.10	2.80	Early Warning
	2013	1.05	0.70	0.20	0.40	0.10	2.45	Watch
Joliet PSD 86	2014	1.40	1.40	0.30	0.40	0.10	3.60	Recognition
	2013	1.40	1.40	0.30	0.40	0.10	3.60	Recognition
Joliet Twp HSD 204	2014	1.40	1.40	0.30	0.40	0.20	3.70	Recognition
	2013	1.40	1.40	0.30	0.40	0.30	3.80	Recognition
Joppa-Maple Grove UD 38	2014	1.40	1.40	0.40	0.40	0.40	4.00	Recognition
	2013	1.40	1.40	0.40	0.40	0.40	4.00	Recognition
Kaneland CUSD 302	2014	1.40	1.40	0.40	0.40	0.10	3.70	Recognition
	2013	1.05	1.40	0.40	0.40	0.10	3.35	Review
Kankakee SD 111	2014	1.05	1.05	0.20	0.40	0.30	3.00	Early Warning
	2013	1.40	1.05	0.30	0.40	0.40	3.55	Recognition
Kansas CUSD 3	2014	1.40	0.70	0.30	0.40	0.30	3.10	Review
	2013	1.40	0.35	0.20	0.40	0.30	2.65	Early Warning

*(FBRR - Fund Balance/Revenue Ratio - Weighting of 35%, EXRV - Expenditures/Revenue Ratio - Weighting of 35%, DCOH - Days Cash on Hand - Weighting of 10%, STB - Short-Term Borrowing - Weighting of 10%, and LTD - Long-Term Debt -Weighting of 10%)*

*Note: Because Whiteside School District 115 did not submit an FY14 AFR, they are in the Financial Watch Category.*

<u>District Name</u>	<u>Data Year</u>	<u>FBRR</u>	<u>ERR</u>	<u>DCOH</u>	<u>STB</u>	<u>LTD</u>	<u>Total Score</u>	<u>Designation</u>
Keeneyville SD 20	2014	1.40	1.40	0.40	0.40	0.40	4.00	Recognition
	2013	1.40	1.40	0.40	0.40	0.40	4.00	Recognition
Kell Cons SD 2	2014	1.40	1.05	0.40	0.40	0.40	3.65	Recognition
	2013	1.40	1.40	0.40	0.40	0.30	3.90	Recognition
Kenilworth SD 38	2014	1.40	1.40	0.40	0.40	0.30	3.90	Recognition
	2013	1.40	1.05	0.40	0.40	0.30	3.55	Recognition
Kewanee CUSD 229	2014	1.40	1.40	0.40	0.40	0.30	3.90	Recognition
	2013	1.40	1.40	0.40	0.40	0.40	4.00	Recognition
Kildeer Countryside CCSD 96	2014	1.40	1.40	0.40	0.40	0.40	4.00	Recognition
	2013	1.40	1.40	0.40	0.40	0.40	4.00	Recognition
Kings Cons SD 144	2014	1.40	1.05	0.30	0.40	0.20	3.35	Review
	2013	1.40	1.40	0.40	0.40	0.20	3.80	Recognition
Kinnikinnick CCSD 131	2014	1.40	1.05	0.40	0.40	0.30	3.55	Recognition
	2013	1.40	1.05	0.40	0.40	0.30	3.55	Recognition
Kirby SD 140	2014	1.40	1.05	0.40	0.40	0.40	3.65	Recognition
	2013	1.40	1.40	0.40	0.40	0.40	4.00	Recognition
Knoxville CUSD 202	2014	1.40	1.05	0.40	0.40	0.10	3.35	Review
	2013	1.40	1.05	0.40	0.40	0.10	3.35	Review
Komarek SD 94	2014	1.40	1.05	0.40	0.40	0.20	3.45	Review
	2013	1.40	1.40	0.30	0.40	0.30	3.80	Recognition
La Grange SD 102	2014	1.40	1.05	0.30	0.40	0.20	3.35	Review
	2013	1.40	1.05	0.30	0.40	0.10	3.25	Review
La Grange SD 105 South	2014	1.40	1.40	0.40	0.40	0.20	3.80	Recognition
	2013	1.40	1.40	0.40	0.40	0.20	3.80	Recognition
La Harpe CSD 347	2014	1.40	0.70	0.30	0.40	0.10	2.90	Early Warning
	2013	1.40	1.05	0.30	0.40	0.10	3.25	Review
La Moille CUSD 303	2014	1.40	1.05	0.40	0.40	0.40	3.65	Recognition
	2013	1.40	1.40	0.40	0.40	0.40	4.00	Recognition
La Salle ESD 122	2014	1.40	1.05	0.30	0.40	0.40	3.55	Recognition
	2013	1.40	1.05	0.30	0.40	0.40	3.55	Recognition

*(FBRR - Fund Balance/Revenue Ratio - Weighting of 35%, EXRV - Expenditures/Revenue Ratio - Weighting of 35%, DCOH - Days Cash on Hand - Weighting of 10%, STB - Short-Term Borrowing - Weighting of 10%, and LTD - Long-Term Debt -Weighting of 10%)*

*Note: Because Whiteside School District 115 did not submit an FY14 AFR, they are in the Financial Watch Category.*

<u>District Name</u>	<u>Data Year</u>	<u>FBRR</u>	<u>ERR</u>	<u>DCOH</u>	<u>STB</u>	<u>LTD</u>	<u>Total Score</u>	<u>Designation</u>
La Salle-Peru Twp HSD 120	2014	1.40	1.05	0.40	0.40	0.30	3.55	Recognition
	2013	1.40	1.05	0.40	0.40	0.30	3.55	Recognition
Ladd CCSD 94	2014	1.40	1.05	0.40	0.40	0.30	3.55	Recognition
	2013	1.40	1.40	0.40	0.40	0.30	3.90	Recognition
LaGrange Highlands SD 106	2014	1.40	1.40	0.40	0.40	0.40	4.00	Recognition
	2013	1.40	1.05	0.40	0.40	0.40	3.65	Recognition
Lake Bluff ESD 65	2014	1.40	1.05	0.40	0.40	0.20	3.45	Review
	2013	1.40	1.40	0.40	0.40	0.20	3.80	Recognition
Lake Forest CHSD 115	2014	1.05	1.40	0.40	0.40	0.30	3.55	Recognition
	2013	1.05	1.40	0.40	0.40	0.30	3.55	Recognition
Lake Forest SD 67	2014	1.05	1.40	0.40	0.40	0.40	3.65	Recognition
	2013	1.05	1.40	0.40	0.40	0.40	3.65	Recognition
Lake Park CHSD 108	2014	1.05	1.40	0.40	0.40	0.30	3.55	Recognition
	2013	1.05	1.40	0.40	0.40	0.30	3.55	Recognition
Lake Villa CCSD 41	2014	1.40	1.05	0.40	0.40	0.20	3.45	Review
	2013	1.40	1.05	0.40	0.40	0.20	3.45	Review
Lake Zurich CUSD 95	2014	1.40	1.40	0.40	0.40	0.40	4.00	Recognition
	2013	1.40	1.40	0.40	0.40	0.40	4.00	Recognition
Lansing SD 158	2014	1.40	1.40	0.40	0.40	0.20	3.80	Recognition
	2013	1.40	1.05	0.30	0.40	0.40	3.55	Recognition
Laraway CCSD 70C	2014	1.40	1.40	0.40	0.40	0.40	4.00	Recognition
	2013	1.40	1.40	0.40	0.40	0.40	4.00	Recognition
Lawrence County CUD 20	2014	1.40	1.05	0.30	0.40	0.10	3.25	Review
	2013	1.40	1.40	0.30	0.40	0.10	3.60	Recognition
Lebanon CUSD 9	2014	0.70	1.05	0.10	0.40	0.10	2.35	Watch
	2013	0.70	1.40	0.20	0.40	0.30	3.00	Early Warning
Leland CUSD 1	2014	1.40	1.05	0.40	0.40	0.30	3.55	Recognition
	2013	1.40	1.05	0.40	0.40	0.30	3.55	Recognition
Lemont Twp HSD 210	2014	1.40	1.40	0.40	0.40	0.20	3.80	Recognition
	2013	1.40	1.40	0.40	0.40	0.10	3.70	Recognition

*(FBRR - Fund Balance/Revenue Ratio - Weighting of 35%, EXRV - Expenditures/Revenue Ratio - Weighting of 35%, DCOH - Days Cash on Hand - Weighting of 10%, STB - Short-Term Borrowing - Weighting of 10%, and LTD - Long-Term Debt -Weighting of 10%)*

*Note: Because Whiteside School District 115 did not submit an FY14 AFR, they are in the Financial Watch Category.*

<u>District Name</u>	<u>Data Year</u>	<u>FBRR</u>	<u>ERR</u>	<u>DCOH</u>	<u>STB</u>	<u>LTD</u>	<u>Total Score</u>	<u>Designation</u>
Lemont-Bromberek CSD 113A	2014	1.40	1.40	0.30	0.40	0.40	3.90	Recognition
	2013	1.40	1.40	0.30	0.40	0.40	3.90	Recognition
Lena Winslow CUSD 202	2014	1.40	1.40	0.40	0.40	0.40	4.00	Recognition
	2013	1.40	1.05	0.40	0.40	0.40	3.65	Recognition
LeRoy CUSD 2	2014	1.40	1.40	0.30	0.40	0.20	3.70	Recognition
	2013	1.40	1.40	0.30	0.40	0.10	3.60	Recognition
Lewistown CUSD 97	2014	0.70	1.05	0.10	0.40	0.40	2.65	Early Warning
	2013	0.70	0.70	0.20	0.30	0.40	2.30	Watch
Lexington CUSD 7	2014	1.40	0.70	0.30	0.40	0.20	3.00	Early Warning
	2013	1.40	0.70	0.30	0.40	0.20	3.00	Early Warning
Leyden CHSD 212	2014	1.40	1.40	0.40	0.40	0.40	4.00	Recognition
	2013	1.40	1.40	0.40	0.40	0.40	4.00	Recognition
Liberty CUSD 2	2014	1.40	1.05	0.30	0.40	0.40	3.55	Recognition
	2013	1.40	1.05	0.30	0.40	0.40	3.55	Recognition
Libertyville SD 70	2014	1.40	1.40	0.40	0.40	0.40	4.00	Recognition
	2013	1.40	1.40	0.40	0.40	0.30	3.90	Recognition
Lick Creek CCSD 16	2014	1.40	1.40	0.30	0.40	0.40	3.90	Recognition
	2013	1.40	1.05	0.30	0.40	0.40	3.55	Recognition
Limestone CHSD 310	2014	1.40	1.05	0.30	0.40	0.40	3.55	Recognition
	2013	1.40	1.05	0.40	0.40	0.40	3.65	Recognition
Limestone Walters CCSD 316	2014	1.40	1.05	0.40	0.40	0.40	3.65	Recognition
	2013	1.40	1.05	0.40	0.40	0.40	3.65	Recognition
Lincoln CHSD 404	2014	1.40	1.40	0.40	0.40	0.30	3.90	Recognition
	2013	1.40	1.40	0.40	0.40	0.30	3.90	Recognition
Lincoln ESD 156	2014	1.40	1.40	0.40	0.40	0.10	3.70	Recognition
	2013	1.40	1.40	0.40	0.40	0.10	3.70	Recognition
Lincoln ESD 27	2014	1.40	1.40	0.40	0.40	0.10	3.70	Recognition
	2013	1.40	1.40	0.40	0.40	0.30	3.90	Recognition
Lincoln Way CHSD 210	2014	1.05	0.70	0.20	0.40	0.10	2.45	Watch
	2013	1.05	1.05	0.20	0.40	0.10	2.80	Early Warning

*(FBRR - Fund Balance/Revenue Ratio - Weighting of 35%, EXRV - Expenditures/Revenue Ratio - Weighting of 35%, DCOH - Days Cash on Hand - Weighting of 10%, STB - Short-Term Borrowing - Weighting of 10%, and LTD - Long-Term Debt -Weighting of 10%)*

*Note: Because Whiteside School District 115 did not submit an FY14 AFR, they are in the Financial Watch Category.*

<u>District Name</u>	<u>Data Year</u>	<u>FBRR</u>	<u>ERR</u>	<u>DCOH</u>	<u>STB</u>	<u>LTD</u>	<u>Total Score</u>	<u>Designation</u>
Lincolnshire-Prairieview SD 103	2014	1.40	1.40	0.40	0.40	0.40	4.00	Recognition
	2013	1.40	1.40	0.40	0.40	0.40	4.00	Recognition
Lincolnwood SD 74	2014	1.40	1.40	0.40	0.40	0.40	4.00	Recognition
	2013	1.40	1.40	0.40	0.40	0.40	4.00	Recognition
Lindop SD 92	2014	1.40	1.40	0.40	0.40	0.20	3.80	Recognition
	2013	1.40	1.40	0.40	0.40	0.20	3.80	Recognition
Lisbon CCSD 90	2014	1.40	1.05	0.40	0.40	0.40	3.65	Recognition
	2013	1.40	1.40	0.40	0.40	0.40	4.00	Recognition
Lisle CUSD 202	2014	1.40	1.40	0.40	0.40	0.40	4.00	Recognition
	2013	1.40	1.40	0.40	0.40	0.40	4.00	Recognition
Litchfield CUSD 12	2014	1.40	1.05	0.20	0.40	0.40	3.45	Review
	2013	1.40	1.05	0.30	0.40	0.40	3.55	Recognition
Lockport SD 91	2014	1.40	1.40	0.40	0.40	0.20	3.80	Recognition
	2013	1.40	1.40	0.40	0.40	0.20	3.80	Recognition
Lockport Twp HSD 205	2014	1.40	1.40	0.40	0.40	0.40	4.00	Recognition
	2013	1.40	1.40	0.40	0.40	0.40	4.00	Recognition
Lombard SD 44	2014	1.40	1.40	0.40	0.40	0.40	4.00	Recognition
	2013	1.40	1.40	0.40	0.40	0.40	4.00	Recognition
Lostant CUSD 425	2014	1.40	1.40	0.40	0.40	0.40	4.00	Recognition
	2013	1.40	1.05	0.40	0.40	0.40	3.65	Recognition
Lowpoint-Washburn CUSD 21	2014	1.40	1.05	0.30	0.40	0.40	3.55	Recognition
	2013	1.40	1.05	0.40	0.40	0.40	3.65	Recognition
Ludlow CCSD 142	2014	1.40	1.40	0.40	0.40	0.40	4.00	Recognition
	2013	1.40	1.05	0.30	0.40	0.40	3.55	Recognition
Lyons SD 103	2014	1.40	1.40	0.30	0.40	0.30	3.80	Recognition
	2013	1.40	1.05	0.30	0.40	0.30	3.45	Review
Lyons Twp HSD 204	2014	1.40	1.40	0.40	0.40	0.40	4.00	Recognition
	2013	1.40	1.40	0.40	0.40	0.40	4.00	Recognition
Macomb CUSD 185	2014	1.40	1.40	0.40	0.40	0.40	4.00	Recognition
	2013	1.40	1.40	0.40	0.40	0.40	4.00	Recognition

*(FBRR - Fund Balance/Revenue Ratio - Weighting of 35%, EXRV - Expenditures/Revenue Ratio - Weighting of 35%, DCOH - Days Cash on Hand - Weighting of 10%, STB - Short-Term Borrowing - Weighting of 10%, and LTD - Long-Term Debt -Weighting of 10%)*

*Note: Because Whiteside School District 115 did not submit an FY14 AFR, they are in the Financial Watch Category.*

<u>District Name</u>	<u>Data Year</u>	<u>FBRR</u>	<u>ERR</u>	<u>DCOH</u>	<u>STB</u>	<u>LTD</u>	<u>Total Score</u>	<u>Designation</u>
Madison CUSD 12	2014	1.05	1.05	0.30	0.40	0.20	3.00	Early Warning
	2013	0.70	0.70	0.20	0.40	0.30	2.30	Watch
Maercker SD 60	2014	1.40	1.40	0.40	0.40	0.30	3.90	Recognition
	2013	1.40	1.05	0.40	0.40	0.30	3.55	Recognition
Mahomet-Seymour CUSD 3	2014	1.40	1.05	0.30	0.40	0.10	3.25	Review
	2013	1.05	1.05	0.20	0.40	0.10	2.80	Early Warning
Maine Township HSD 207	2014	1.40	1.40	0.40	0.40	0.40	4.00	Recognition
	2013	1.40	1.40	0.40	0.40	0.40	4.00	Recognition
Malden CCSD 84	2014	1.40	1.40	0.40	0.40	0.30	3.90	Recognition
	2013	1.40	1.40	0.40	0.40	0.30	3.90	Recognition
Manhattan SD 114	2014	1.40	1.05	0.40	0.40	0.20	3.45	Review
	2013	1.40	1.05	0.40	0.40	0.20	3.45	Review
Mannheim SD 83	2014	1.40	1.40	0.40	0.40	0.10	3.70	Recognition
	2013	1.40	1.40	0.40	0.40	0.20	3.80	Recognition
Manteno CUSD 5	2014	1.40	1.05	0.40	0.40	0.10	3.35	Review
	2013	1.40	1.40	0.40	0.40	0.10	3.70	Recognition
Marengo CHSD 154	2014	1.40	1.05	0.40	0.40	0.40	3.65	Recognition
	2013	1.40	1.05	0.40	0.40	0.40	3.65	Recognition
Marengo-Union E Cons D 165	2014	1.40	1.40	0.40	0.40	0.40	4.00	Recognition
	2013	1.40	1.40	0.30	0.40	0.40	3.90	Recognition
Marion CUSD 2	2014	1.05	1.40	0.20	0.40	0.30	3.35	Review
	2013	0.70	1.40	0.20	0.40	0.30	3.00	Early Warning
Marissa CUSD 40	2014	1.05	1.05	0.20	0.40	0.40	3.10	Review
	2013	1.05	1.05	0.20	0.40	0.40	3.10	Review
Maroa Forsyth CUSD 2	2014	1.05	0.70	0.20	0.40	0.10	2.45	Watch
	2013	1.05	0.70	0.20	0.40	0.10	2.45	Watch
Marquardt SD 15	2014	1.40	1.40	0.40	0.40	0.30	3.90	Recognition
	2013	1.40	1.05	0.40	0.40	0.30	3.55	Recognition
Marseilles ESD 150	2014	1.40	0.70	0.30	0.40	0.30	3.10	Review
	2013	1.40	1.05	0.40	0.40	0.40	3.65	Recognition

*(FBRR - Fund Balance/Revenue Ratio - Weighting of 35%, EXRV - Expenditures/Revenue Ratio - Weighting of 35%, DCOH - Days Cash on Hand - Weighting of 10%, STB - Short-Term Borrowing - Weighting of 10%, and LTD - Long-Term Debt -Weighting of 10%)*

*Note: Because Whiteside School District 115 did not submit an FY14 AFR, they are in the Financial Watch Category.*

<u>District Name</u>	<u>Data Year</u>	<u>FBRR</u>	<u>ERR</u>	<u>DCOH</u>	<u>STB</u>	<u>LTD</u>	<u>Total Score</u>	<u>Designation</u>
Marshall CUSD 2C	2014	1.40	1.05	0.40	0.40	0.20	3.45	Review
	2013	1.40	1.05	0.40	0.40	0.30	3.55	Recognition
Martinsville CUSD 3C	2014	1.40	1.40	0.30	0.40	0.10	3.60	Recognition
	2013	1.40	1.05	0.30	0.40	0.10	3.25	Review
Mascoutah CUD 19	2014	1.40	1.05	0.40	0.40	0.10	3.35	Review
	2013	1.40	1.05	0.40	0.40	0.10	3.35	Review
Massac UD 1	2014	1.40	1.40	0.30	0.40	0.30	3.80	Recognition
	2013	1.40	1.40	0.30	0.40	0.30	3.80	Recognition
Matteson ESD 162	2014	1.40	1.40	0.30	0.40	0.10	3.60	Recognition
	2013	1.05	1.05	0.20	0.40	0.10	2.80	Early Warning
Mattoon CUSD 2	2014	1.05	1.40	0.20	0.40	0.30	3.35	Review
	2013	0.35	1.05	0.20	0.40	0.30	2.30	Watch
Maywood-Melrose Park-Broadview 89	2014	1.40	1.40	0.30	0.40	0.20	3.70	Recognition
	2013	1.40	1.40	0.30	0.40	0.20	3.70	Recognition
Mazon-Verona-Kinsman ESD 2C	2014	1.40	1.40	0.40	0.40	0.30	3.90	Recognition
	2013	1.40	1.40	0.40	0.40	0.30	3.90	Recognition
McClellan CCSD 12	2014	1.40	1.05	0.40	0.40	0.10	3.35	Review
	2013	1.40	1.05	0.40	0.40	0.10	3.35	Review
McHenry CCSD 15	2014	1.40	1.40	0.40	0.40	0.30	3.90	Recognition
	2013	1.40	1.40	0.40	0.40	0.30	3.90	Recognition
McHenry CHSD 156	2014	1.40	1.40	0.40	0.40	0.30	3.90	Recognition
	2013	1.40	1.40	0.30	0.40	0.30	3.80	Recognition
McLean County USD 5	2014	1.05	1.05	0.20	0.40	0.20	2.90	Early Warning
	2013	1.05	1.05	0.20	0.40	0.20	2.90	Early Warning
Medinah SD 11	2014	1.40	1.40	0.40	0.40	0.30	3.90	Recognition
	2013	1.40	1.05	0.40	0.40	0.30	3.55	Recognition
Mendota CCSD 289	2014	1.40	1.40	0.30	0.40	0.30	3.80	Recognition
	2013	1.40	1.05	0.30	0.40	0.30	3.45	Review
Mendota Twp HSD 280	2014	1.40	1.05	0.40	0.40	0.20	3.45	Review
	2013	1.40	1.40	0.40	0.40	0.20	3.80	Recognition

*(FBRR - Fund Balance/Revenue Ratio - Weighting of 35%, EXRV - Expenditures/Revenue Ratio - Weighting of 35%, DCOH - Days Cash on Hand - Weighting of 10%, STB - Short-Term Borrowing - Weighting of 10%, and LTD - Long-Term Debt -Weighting of 10%)*

*Note: Because Whiteside School District 115 did not submit an FY14 AFR, they are in the Financial Watch Category.*

<u>District Name</u>	<u>Data Year</u>	<u>FBRR</u>	<u>ERR</u>	<u>DCOH</u>	<u>STB</u>	<u>LTD</u>	<u>Total Score</u>	<u>Designation</u>
Mercer County School District 404	2014	1.40	1.40	0.30	0.40	0.40	3.90	Recognition
	2013	1.40	1.40	0.30	0.40	0.40	3.90	Recognition
Meredosia-Chambersburg CUSD 11	2014	1.40	1.05	0.30	0.40	0.40	3.55	Recognition
	2013	1.40	1.05	0.40	0.40	0.40	3.65	Recognition
Meridian CUSD 101	2014	1.05	1.40	0.20	0.40	0.10	3.15	Review
	2013	0.70	1.05	0.10	0.40	0.30	2.55	Watch
Meridian CUSD 15	2014	1.05	1.05	0.20	0.40	0.10	2.80	Early Warning
	2013	1.40	1.40	0.30	0.40	0.10	3.60	Recognition
Meridian CUSD 223	2014	1.40	1.05	0.30	0.40	0.30	3.45	Review
	2013	1.40	1.05	0.30	0.40	0.30	3.45	Review
Metamora CCSD 1	2014	1.40	1.05	0.30	0.40	0.10	3.25	Review
	2013	1.40	1.05	0.30	0.40	0.10	3.25	Review
Midland CUSD 7	2014	1.40	1.40	0.40	0.40	0.40	4.00	Recognition
	2013	1.40	1.40	0.40	0.40	0.40	4.00	Recognition
Midlothian SD 143	2014	1.40	1.05	0.40	0.40	0.30	3.55	Recognition
	2013	1.40	1.05	0.40	0.40	0.30	3.55	Recognition
Midwest Central CUSD 191	2014	1.40	1.40	0.40	0.40	0.30	3.90	Recognition
	2013	1.40	1.05	0.30	0.40	0.30	3.45	Review
Milford CCSD 280	2014	1.40	1.40	0.40	0.40	0.30	3.90	Recognition
	2013	1.40	1.05	0.40	0.40	0.30	3.55	Recognition
Milford Twp HSD 233	2014	1.40	1.40	0.40	0.40	0.40	4.00	Recognition
	2013	1.40	1.05	0.40	0.40	0.40	3.65	Recognition
Millburn CCSD 24	2014	0.35	1.40	0.20	0.40	0.10	2.45	Watch
	2013	0.35	1.40	0.20	0.40	0.10	2.45	Watch
Miller Twp CCSD 210	2014	1.40	0.70	0.20	0.40	0.40	3.10	Review
	2013	1.05	0.35	0.20	0.40	0.40	2.40	Watch
Millstadt CCSD 160	2014	1.40	1.05	0.30	0.40	0.10	3.25	Review
	2013	1.40	1.05	0.30	0.40	0.10	3.25	Review
Minooka CCSD 201	2014	1.40	1.05	0.40	0.40	0.10	3.35	Review
	2013	1.40	1.05	0.40	0.40	0.10	3.35	Review

*(FBRR - Fund Balance/Revenue Ratio - Weighting of 35%, EXRV - Expenditures/Revenue Ratio - Weighting of 35%, DCOH - Days Cash on Hand - Weighting of 10%, STB - Short-Term Borrowing - Weighting of 10%, and LTD - Long-Term Debt -Weighting of 10%)*

*Note: Because Whiteside School District 115 did not submit an FY14 AFR, they are in the Financial Watch Category.*



<u>District Name</u>	<u>Data Year</u>	<u>FBRR</u>	<u>ERR</u>	<u>DCOH</u>	<u>STB</u>	<u>LTD</u>	<u>Total Score</u>	<u>Designation</u>
Minooka CHSD 111	2014	1.40	1.05	0.40	0.40	0.10	3.35	Review
	2013	1.40	1.40	0.40	0.40	0.10	3.70	Recognition
Mokena SD 159	2014	1.40	1.05	0.40	0.40	0.40	3.65	Recognition
	2013	1.40	1.40	0.40	0.40	0.40	4.00	Recognition
Moline USD 40	2013	1.40	1.40	0.40	0.40	0.40	4.00	Recognition
Moline-Coal Valley CUSD 40	2014	1.40	1.40	0.40	0.40	0.30	3.90	Recognition
Momence CUSD 1	2014	1.05	1.05	0.20	0.40	0.20	2.90	Early Warning
	2013	1.40	1.05	0.30	0.40	0.20	3.35	Review
Monmouth-Roseville CUSD 238	2014	1.05	1.40	0.30	0.40	0.40	3.55	Recognition
	2013	1.05	1.40	0.20	0.40	0.40	3.45	Review
Monroe SD 70	2014	1.40	1.40	0.40	0.40	0.40	4.00	Recognition
	2013	1.40	1.05	0.40	0.40	0.40	3.65	Recognition
Monticello CUSD 25	2014	1.40	1.40	0.30	0.40	0.40	3.90	Recognition
	2013	1.40	1.05	0.30	0.40	0.30	3.45	Review
Montmorency CCSD 145	2014	1.40	1.05	0.40	0.40	0.20	3.45	Review
	2013	1.40	1.05	0.40	0.40	0.20	3.45	Review
Morris CHSD 101	2014	1.40	0.35	0.20	0.40	0.40	2.75	Early Warning
	2013	1.40	1.05	0.30	0.40	0.40	3.55	Recognition
Morris SD 54	2014	1.40	0.35	0.20	0.40	0.10	2.45	Watch
	2013	1.40	0.35	0.20	0.40	0.10	2.45	Watch
Morrison CUSD 6	2014	1.40	1.05	0.40	0.40	0.30	3.55	Recognition
	2013	1.40	1.05	0.40	0.40	0.30	3.55	Recognition
Morrisonville CUSD 1	2014	1.40	1.05	0.30	0.40	0.30	3.45	Review
	2013	1.40	1.05	0.30	0.40	0.30	3.45	Review
Morton CUSD 709	2014	1.40	1.05	0.40	0.40	0.40	3.65	Recognition
	2013	1.40	1.40	0.40	0.40	0.40	4.00	Recognition
Morton Grove SD 70	2014	1.40	1.40	0.40	0.40	0.30	3.90	Recognition
	2013	1.40	1.40	0.40	0.40	0.40	4.00	Recognition
Mount Olive CUSD 5	2014	1.05	1.05	0.30	0.40	0.40	3.20	Review
	2013	1.40	1.05	0.30	0.40	0.40	3.55	Recognition

*(FBRR - Fund Balance/Revenue Ratio - Weighting of 35%, EXRV - Expenditures/Revenue Ratio - Weighting of 35%, DCOH - Days Cash on Hand - Weighting of 10%, STB - Short-Term Borrowing - Weighting of 10%, and LTD - Long-Term Debt -Weighting of 10%)*

*Note: Because Whiteside School District 115 did not submit an FY14 AFR, they are in the Financial Watch Category.*

<u>District Name</u>	<u>Data Year</u>	<u>FBRR</u>	<u>ERR</u>	<u>DCOH</u>	<u>STB</u>	<u>LTD</u>	<u>Total Score</u>	<u>Designation</u>
Mount Prospect SD 57	2014	1.40	1.40	0.40	0.40	0.40	4.00	Recognition
	2013	1.40	1.40	0.40	0.40	0.40	4.00	Recognition
Mount Vernon SD 80	2014	1.40	1.40	0.30	0.40	0.30	3.80	Recognition
	2013	1.40	1.05	0.30	0.40	0.20	3.35	Review
Mt Pulaski CUSD 23	2014	1.05	1.40	0.20	0.40	0.40	3.45	Review
	2013	1.05	1.05	0.20	0.40	0.40	3.10	Review
Mt Vernon Twp HSD 201	2014	1.40	1.40	0.30	0.40	0.20	3.70	Recognition
	2013	1.05	1.40	0.20	0.40	0.10	3.15	Review
Mt Zion CUSD 3	2014	1.40	1.05	0.30	0.40	0.10	3.25	Review
	2013	1.40	1.40	0.30	0.40	0.40	3.90	Recognition
Mulberry Grove CUSD 1	2014	1.40	1.05	0.30	0.40	0.20	3.35	Review
	2013	1.40	0.35	0.20	0.40	0.20	2.55	Watch
Mundelein Cons HSD 120	2014	1.40	1.40	0.40	0.40	0.40	4.00	Recognition
	2013	1.40	1.40	0.40	0.40	0.40	4.00	Recognition
Mundelein ESD 75	2014	1.40	1.40	0.40	0.40	0.20	3.80	Recognition
	2013	1.40	1.40	0.40	0.40	0.20	3.80	Recognition
Murphysboro CUSD 186	2014	1.05	1.05	0.20	0.40	0.40	3.10	Review
	2013	1.05	1.05	0.20	0.40	0.40	3.10	Review
N Pekin & Marquette Hght SD 102	2014	1.40	1.40	0.40	0.40	0.20	3.80	Recognition
	2013	1.40	1.40	0.40	0.40	0.30	3.90	Recognition
Naperville CUSD 203	2014	1.40	1.40	0.40	0.40	0.40	4.00	Recognition
	2013	1.40	1.40	0.40	0.40	0.40	4.00	Recognition
Nashville CCSD 49	2014	1.40	1.05	0.40	0.40	0.30	3.55	Recognition
	2013	1.40	1.05	0.40	0.40	0.30	3.55	Recognition
Nashville CHSD 99	2014	1.40	1.05	0.40	0.40	0.40	3.65	Recognition
	2013	1.40	1.05	0.40	0.40	0.40	3.65	Recognition
Nauvoo-Colusa CUSD 325	2014	1.05	1.05	0.20	0.40	0.40	3.10	Review
	2013	1.05	1.40	0.20	0.40	0.40	3.45	Review
Nelson Public SD No 8	2013	1.40	1.05	0.30	0.40	0.40	3.55	Recognition
Neoga CUSD 3	2014	0.70	0.70	0.10	0.40	0.30	2.20	Watch

*(FBRR - Fund Balance/Revenue Ratio - Weighting of 35%, EXRV - Expenditures/Revenue Ratio - Weighting of 35%, DCOH - Days Cash on Hand - Weighting of 10%, STB - Short-Term Borrowing - Weighting of 10%, and LTD - Long-Term Debt -Weighting of 10%)*

*Note: Because Whiteside School District 115 did not submit an FY14 AFR, they are in the Financial Watch Category.*

<u>District Name</u>	<u>Data Year</u>	<u>FBRR</u>	<u>ERR</u>	<u>DCOH</u>	<u>STB</u>	<u>LTD</u>	<u>Total Score</u>	<u>Designation</u>
Neoga CUSD 3	2013	1.05	1.05	0.20	0.40	0.30	3.00	Early Warning
Nettle Creek CCSD 24C	2014	1.40	1.40	0.40	0.40	0.40	4.00	Recognition
	2013	1.40	1.05	0.40	0.40	0.30	3.55	Recognition
New Athens CUSD 60	2014	1.40	0.70	0.30	0.40	0.40	3.20	Review
	2013	1.40	1.05	0.30	0.40	0.40	3.55	Recognition
New Berlin CUSD 16	2014	1.40	1.40	0.40	0.40	0.20	3.80	Recognition
	2013	1.40	1.40	0.40	0.40	0.20	3.80	Recognition
New Holland-Middletown ED 88	2014	1.40	1.40	0.40	0.40	0.40	4.00	Recognition
	2013	1.40	1.40	0.40	0.40	0.40	4.00	Recognition
New Hope CCSD 6	2014	1.40	1.40	0.40	0.40	0.30	3.90	Recognition
	2013	1.40	1.40	0.40	0.40	0.40	4.00	Recognition
New Lenox SD 122	2014	1.40	1.05	0.30	0.40	0.10	3.25	Review
	2013	1.40	1.40	0.30	0.40	0.10	3.60	Recognition
New Simpson Hill SD 32	2014	1.40	1.05	0.30	0.40	0.20	3.35	Review
	2013	1.40	1.05	0.30	0.40	0.20	3.35	Review
New Trier Twp HSD 203	2014	1.40	1.40	0.40	0.40	0.40	4.00	Recognition
	2013	1.40	1.40	0.40	0.40	0.40	4.00	Recognition
Newark CCSD 66	2014	1.40	1.05	0.40	0.40	0.30	3.55	Recognition
	2013	1.40	1.05	0.40	0.40	0.30	3.55	Recognition
Newark CHSD 18	2014	1.40	1.40	0.40	0.40	0.40	4.00	Recognition
	2013	1.40	1.40	0.40	0.40	0.40	4.00	Recognition
Niles ESD 71	2014	1.40	1.40	0.40	0.40	0.40	4.00	Recognition
	2013	1.40	1.05	0.40	0.40	0.40	3.65	Recognition
Niles Twp CHSD 219	2014	1.40	1.40	0.40	0.40	0.20	3.80	Recognition
	2013	1.40	1.40	0.40	0.40	0.20	3.80	Recognition
Nippersink SD 2	2014	1.40	1.05	0.40	0.40	0.40	3.65	Recognition
	2013	1.40	1.40	0.40	0.40	0.40	4.00	Recognition
Nokomis CUSD 22	2014	1.40	1.40	0.40	0.40	0.40	4.00	Recognition
	2013	1.40	1.05	0.30	0.40	0.40	3.55	Recognition
NorrIDGE SD 80	2014	1.40	1.05	0.40	0.40	0.40	3.65	Recognition

*(FBRR - Fund Balance/Revenue Ratio - Weighting of 35%, EXRV - Expenditures/Revenue Ratio - Weighting of 35%, DCOH - Days Cash on Hand - Weighting of 10%, STB - Short-Term Borrowing - Weighting of 10%, and LTD - Long-Term Debt -Weighting of 10%)*

*Note: Because Whiteside School District 115 did not submit an FY14 AFR, they are in the Financial Watch Category.*

<u>District Name</u>	<u>Data Year</u>	<u>FBRR</u>	<u>ERR</u>	<u>DCOH</u>	<u>STB</u>	<u>LTD</u>	<u>Total Score</u>	<u>Designation</u>
Norridge SD 80	2013	1.40	1.05	0.40	0.40	0.40	3.65	Recognition
Norris City-Omaha-Enfield CUSD 3	2014	1.40	1.05	0.30	0.40	0.30	3.45	Review
	2013	1.40	1.05	0.30	0.40	0.30	3.45	Review
North Boone CUSD 200	2014	1.40	1.40	0.40	0.40	0.20	3.80	Recognition
	2013	1.40	1.05	0.40	0.40	0.20	3.45	Review
North Chicago SD 187	2014	1.40	1.05	0.30	0.40	0.10	3.25	Review
	2013	1.40	1.05	0.30	0.40	0.10	3.25	Review
North Clay CUSD 25	2014	1.40	1.40	0.40	0.40	0.40	4.00	Recognition
	2013	1.40	1.05	0.40	0.40	0.30	3.55	Recognition
North Greene CUSD 3	2014	1.05	1.05	0.20	0.40	0.40	3.10	Review
	2013	1.05	0.70	0.20	0.40	0.30	2.65	Early Warning
North Mac CUSD 34	2014	1.40	1.40	0.30	0.40	0.40	3.90	Recognition
	2013	1.05	1.40	0.20	0.40	0.40	3.45	Review
North Palos SD 117	2014	1.40	1.40	0.40	0.40	0.20	3.80	Recognition
	2013	1.40	1.40	0.40	0.40	0.30	3.90	Recognition
North Shore SD 112	2014	1.40	1.40	0.40	0.40	0.40	4.00	Recognition
	2013	1.40	1.40	0.40	0.40	0.40	4.00	Recognition
North Wamac SD 186	2014	1.40	1.40	0.40	0.40	0.40	4.00	Recognition
	2013	1.40	1.40	0.40	0.40	0.40	4.00	Recognition
North Wayne CUSD 200	2014	1.40	1.05	0.40	0.40	0.40	3.65	Recognition
	2013	1.40	1.05	0.40	0.40	0.40	3.65	Recognition
Northbrook ESD 27	2014	1.40	1.40	0.40	0.40	0.40	4.00	Recognition
	2013	1.40	1.40	0.40	0.40	0.40	4.00	Recognition
Northbrook SD 28	2014	1.40	1.40	0.40	0.40	0.40	4.00	Recognition
	2013	1.40	1.40	0.40	0.40	0.40	4.00	Recognition
Northbrook/Glenview SD 30	2014	1.40	1.40	0.40	0.40	0.40	4.00	Recognition
	2013	1.40	1.40	0.40	0.40	0.40	4.00	Recognition
Northfield Twp HSD 225	2014	1.40	1.40	0.40	0.40	0.30	3.90	Recognition
	2013	1.40	1.40	0.40	0.40	0.30	3.90	Recognition
Northwestern CUSD 2	2014	1.40	1.40	0.40	0.40	0.40	4.00	Recognition

*(FBRR - Fund Balance/Revenue Ratio - Weighting of 35%, EXRV - Expenditures/Revenue Ratio - Weighting of 35%, DCOH - Days Cash on Hand - Weighting of 10%, STB - Short-Term Borrowing - Weighting of 10%, and LTD - Long-Term Debt -Weighting of 10%)*

*Note: Because Whiteside School District 115 did not submit an FY14 AFR, they are in the Financial Watch Category.*

<u>District Name</u>	<u>Data Year</u>	<u>FBRR</u>	<u>ERR</u>	<u>DCOH</u>	<u>STB</u>	<u>LTD</u>	<u>Total Score</u>	<u>Designation</u>
Northwestern CUSD 2	2013	1.40	1.40	0.40	0.40	0.40	4.00	Recognition
Norwood ESD 63	2014	1.40	1.40	0.40	0.40	0.40	4.00	Recognition
	2013	1.40	1.05	0.40	0.40	0.40	3.65	Recognition
O Fallon CCSD 90	2014	0.70	1.05	0.20	0.40	0.10	2.45	Watch
	2013	0.70	1.05	0.10	0.40	0.10	2.35	Watch
O Fallon Twp HSD 203	2014	1.40	1.05	0.40	0.40	0.10	3.35	Review
	2013	1.40	1.40	0.40	0.40	0.10	3.70	Recognition
Oak Grove SD 68	2014	1.40	1.40	0.40	0.40	0.30	3.90	Recognition
	2014	1.05	1.40	0.40	0.40	0.40	3.65	Recognition
	2013	1.40	1.40	0.40	0.40	0.30	3.90	Recognition
	2013	1.40	1.40	0.30	0.40	0.40	3.90	Recognition
Oak Lawn CHSD 229	2014	1.40	1.05	0.30	0.40	0.40	3.55	Recognition
	2013	1.40	1.05	0.40	0.40	0.40	3.65	Recognition
Oak Lawn-Hometown SD 123	2014	1.40	1.40	0.30	0.40	0.10	3.60	Recognition
	2013	1.40	1.05	0.30	0.40	0.10	3.25	Review
Oak Park - River Forest SD 200	2014	1.40	1.40	0.40	0.40	0.40	4.00	Recognition
	2013	1.40	1.40	0.40	0.40	0.40	4.00	Recognition
Oak Park ESD 97	2014	1.40	1.40	0.30	0.40	0.30	3.80	Recognition
	2013	1.40	1.40	0.30	0.40	0.30	3.80	Recognition
Oakdale CCSD 1	2014	1.40	1.05	0.30	0.40	0.40	3.55	Recognition
	2013	1.40	0.70	0.30	0.40	0.40	3.20	Review
Oakland CUSD 5	2014	1.40	1.40	0.40	0.40	0.20	3.80	Recognition
	2013	1.40	1.40	0.40	0.40	0.20	3.80	Recognition
Oakwood CUSD 76	2014	1.40	1.05	0.30	0.40	0.10	3.25	Review
	2013	1.05	0.70	0.20	0.40	0.10	2.45	Watch
Oblong CUSD 4	2014	1.40	1.40	0.30	0.40	0.20	3.70	Recognition
	2013	1.05	0.70	0.20	0.40	0.20	2.55	Watch
Odell CCSD 435	2014	1.40	1.40	0.40	0.40	0.30	3.90	Recognition
	2013	1.40	0.35	0.30	0.40	0.30	2.75	Early Warning
Odin PSD 722	2014	1.05	1.05	0.20	0.40	0.40	3.10	Review

*(FBRR - Fund Balance/Revenue Ratio - Weighting of 35%, EXRV - Expenditures/Revenue Ratio - Weighting of 35%, DCOH - Days Cash on Hand - Weighting of 10%, STB - Short-Term Borrowing - Weighting of 10%, and LTD - Long-Term Debt -Weighting of 10%)*

*Note: Because Whiteside School District 115 did not submit an FY14 AFR, they are in the Financial Watch Category.*

<u>District Name</u>	<u>Data Year</u>	<u>FBRR</u>	<u>ERR</u>	<u>DCOH</u>	<u>STB</u>	<u>LTD</u>	<u>Total Score</u>	<u>Designation</u>
Odin PSD 722	2013	1.40	1.05	0.30	0.40	0.40	3.55	Recognition
Oglesby ESD 125	2014	1.40	1.05	0.40	0.40	0.30	3.55	Recognition
	2013	1.40	1.40	0.40	0.40	0.40	4.00	Recognition
Ohio CCSD 17	2014	1.40	1.40	0.40	0.40	0.40	4.00	Recognition
	2013	1.40	1.40	0.30	0.40	0.40	3.90	Recognition
Ohio CHSD 505	2014	1.40	1.40	0.40	0.40	0.40	4.00	Recognition
	2013	1.40	1.40	0.40	0.40	0.40	4.00	Recognition
Okaw Valley CUSD 302	2014	1.40	1.40	0.40	0.40	0.40	4.00	Recognition
	2013	1.40	1.40	0.40	0.40	0.40	4.00	Recognition
Olympia CUSD 16	2014	1.40	1.05	0.30	0.40	0.30	3.45	Review
	2013	1.40	1.05	0.30	0.40	0.30	3.45	Review
Opdyke-Belle-Rive CCSD 5	2014	1.40	1.40	0.40	0.40	0.40	4.00	Recognition
	2013	1.40	1.05	0.40	0.40	0.40	3.65	Recognition
Orangeville CUSD 203	2014	1.05	1.40	0.20	0.40	0.30	3.35	Review
	2013	1.05	1.40	0.20	0.40	0.30	3.35	Review
Oregon CUSD 220	2014	1.40	1.05	0.40	0.40	0.30	3.55	Recognition
	2013	1.40	1.05	0.40	0.40	0.40	3.65	Recognition
Orion CUSD 223	2014	1.40	1.05	0.30	0.40	0.30	3.45	Review
	2013	1.40	1.40	0.30	0.40	0.30	3.80	Recognition
Orland SD 135	2014	1.40	1.05	0.40	0.40	0.40	3.65	Recognition
	2013	1.40	1.40	0.40	0.40	0.40	4.00	Recognition
Oswego CUSD 308	2014	1.05	1.40	0.30	0.40	0.10	3.25	Review
	2013	1.05	1.05	0.30	0.40	0.10	2.90	Early Warning
Ottawa ESD 141	2014	1.40	1.05	0.20	0.40	0.30	3.35	Review
	2013	1.40	1.05	0.30	0.40	0.20	3.35	Review
Ottawa Twp HSD 140	2014	1.40	1.05	0.40	0.40	0.40	3.65	Recognition
	2013	1.40	1.05	0.40	0.40	0.40	3.65	Recognition
Palatine CCSD 15	2014	1.40	1.05	0.30	0.40	0.40	3.55	Recognition
	2013	1.40	1.40	0.30	0.40	0.40	3.90	Recognition
Palestine CUSD 3	2014	0.70	1.05	0.20	0.40	0.30	2.65	Early Warning

*(FBRR - Fund Balance/Revenue Ratio - Weighting of 35%, EXRV - Expenditures/Revenue Ratio - Weighting of 35%, DCOH - Days Cash on Hand - Weighting of 10%, STB - Short-Term Borrowing - Weighting of 10%, and LTD - Long-Term Debt -Weighting of 10%)*

*Note: Because Whiteside School District 115 did not submit an FY14 AFR, they are in the Financial Watch Category.*

<u>District Name</u>	<u>Data Year</u>	<u>FBRR</u>	<u>ERR</u>	<u>DCOH</u>	<u>STB</u>	<u>LTD</u>	<u>Total Score</u>	<u>Designation</u>
Palestine CUSD 3	2013	0.35	0.70	0.20	0.10	0.30	1.65	Watch
Palos CCSD 118	2014	1.40	1.40	0.40	0.40	0.40	4.00	Recognition
	2013	1.40	1.40	0.40	0.40	0.40	4.00	Recognition
Palos Heights SD 128	2014	1.40	1.40	0.40	0.40	0.40	4.00	Recognition
	2013	1.40	1.40	0.40	0.40	0.40	4.00	Recognition
Pana CUSD 8	2014	1.40	1.05	0.40	0.40	0.30	3.55	Recognition
	2013	1.40	1.05	0.40	0.40	0.30	3.55	Recognition
Panhandle CUSD 2	2014	1.40	1.05	0.30	0.40	0.30	3.45	Review
	2013	1.40	1.40	0.30	0.40	0.20	3.70	Recognition
Paris CUSD 4	2014	1.40	1.05	0.30	0.40	0.20	3.35	Review
	2013	1.40	1.05	0.30	0.40	0.20	3.35	Review
Paris-Union SD 95	2014	1.40	1.05	0.40	0.40	0.10	3.35	Review
	2013	1.40	1.05	0.40	0.40	0.10	3.35	Review
Park Forest SD 163	2014	1.40	1.40	0.30	0.40	0.10	3.60	Recognition
	2013	1.40	1.40	0.30	0.40	0.10	3.60	Recognition
Park Ridge CCSD 64	2014	1.40	1.40	0.40	0.40	0.40	4.00	Recognition
	2013	1.40	1.40	0.40	0.40	0.40	4.00	Recognition
Patoka CUSD 100	2014	1.40	1.05	0.30	0.40	0.40	3.55	Recognition
	2013	1.40	1.05	0.30	0.40	0.40	3.55	Recognition
Paw Paw CUSD 271	2014	1.05	1.05	0.20	0.40	0.20	2.90	Early Warning
	2013	1.05	0.70	0.20	0.40	0.10	2.45	Watch
Pawnee CUSD 11	2014	1.40	1.40	0.40	0.40	0.40	4.00	Recognition
	2013	1.40	1.40	0.40	0.40	0.40	4.00	Recognition
Paxton-Buckley-Loda CUD 10	2014	1.40	1.40	0.40	0.40	0.40	4.00	Recognition
	2013	1.40	1.40	0.40	0.40	0.40	4.00	Recognition
Payson CUSD 1	2014	1.05	1.05	0.20	0.40	0.30	3.00	Early Warning
	2013	1.40	1.05	0.20	0.40	0.30	3.35	Review
Pearl City CUSD 200	2014	1.40	1.05	0.30	0.40	0.40	3.55	Recognition
	2013	1.40	1.05	0.30	0.40	0.40	3.55	Recognition
Pecatonica CUSD 321	2014	1.40	1.40	0.40	0.40	0.40	4.00	Recognition

*(FBRR - Fund Balance/Revenue Ratio - Weighting of 35%, EXRV - Expenditures/Revenue Ratio - Weighting of 35%, DCOH - Days Cash on Hand - Weighting of 10%, STB - Short-Term Borrowing - Weighting of 10%, and LTD - Long-Term Debt -Weighting of 10%)*

*Note: Because Whiteside School District 115 did not submit an FY14 AFR, they are in the Financial Watch Category.*

<u>District Name</u>	<u>Data Year</u>	<u>FBRR</u>	<u>ERR</u>	<u>DCOH</u>	<u>STB</u>	<u>LTD</u>	<u>Total Score</u>	<u>Designation</u>
Pecatonica CUSD 321	2013	1.40	1.40	0.40	0.40	0.40	4.00	Recognition
Pekin CSD 303	2014	1.40	1.40	0.40	0.40	0.40	4.00	Recognition
	2013	1.40	1.05	0.40	0.40	0.40	3.65	Recognition
Pekin PSD 108	2014	1.05	1.40	0.20	0.40	0.40	3.45	Review
	2013	1.05	1.05	0.20	0.40	0.40	3.10	Review
Pembroke CCSD 259	2014	1.05	1.40	0.20	0.40	0.40	3.45	Review
	2013	0.70	1.05	0.10	0.40	0.40	2.65	Early Warning
Pennoyer SD 79	2014	1.05	0.70	0.20	0.40	0.30	2.65	Early Warning
	2013	1.40	0.35	0.20	0.40	0.40	2.75	Early Warning
Peoria Heights CUSD 325	2014	1.40	1.40	0.40	0.40	0.20	3.80	Recognition
	2013	1.40	1.40	0.40	0.40	0.30	3.90	Recognition
Peoria SD 150	2014	1.40	1.05	0.20	0.40	0.10	3.15	Review
	2013	1.40	1.05	0.20	0.40	0.10	3.15	Review
Peotone CUSD 207U	2014	1.40	1.05	0.40	0.40	0.20	3.45	Review
	2013	1.40	1.05	0.40	0.40	0.20	3.45	Review
Peru ESD 124	2014	1.40	1.05	0.40	0.40	0.10	3.35	Review
	2013	1.40	1.05	0.40	0.40	0.10	3.35	Review
Pikeland CUSD 10	2014	1.40	1.05	0.30	0.40	0.40	3.55	Recognition
	2013	1.40	0.70	0.30	0.40	0.30	3.10	Review
Pinckneyville CHSD 101	2014	1.05	0.70	0.20	0.40	0.10	2.45	Watch
	2013	1.40	1.05	0.30	0.40	0.10	3.25	Review
Pinckneyville SD 50	2014	1.40	1.05	0.40	0.40	0.40	3.65	Recognition
	2013	1.40	1.05	0.40	0.40	0.40	3.65	Recognition
Plainfield SD 202	2014	1.05	1.40	0.20	0.40	0.10	3.15	Review
	2013	1.05	1.05	0.20	0.40	0.10	2.80	Early Warning
Plano CUSD 88	2014	1.40	1.40	0.40	0.40	0.10	3.70	Recognition
	2013	1.40	1.40	0.40	0.40	0.10	3.70	Recognition
Pleasant Hill CUSD 3	2014	1.40	0.70	0.30	0.40	0.20	3.00	Early Warning
	2013	1.40	1.05	0.40	0.40	0.20	3.45	Review
Pleasant Hill SD 69	2014	1.40	1.40	0.40	0.40	0.40	4.00	Recognition

*(FBRR - Fund Balance/Revenue Ratio - Weighting of 35%, EXRV - Expenditures/Revenue Ratio - Weighting of 35%, DCOH - Days Cash on Hand - Weighting of 10%, STB - Short-Term Borrowing - Weighting of 10%, and LTD - Long-Term Debt -Weighting of 10%)*

*Note: Because Whiteside School District 115 did not submit an FY14 AFR, they are in the Financial Watch Category.*



<u>District Name</u>	<u>Data Year</u>	<u>FBRR</u>	<u>ERR</u>	<u>DCOH</u>	<u>STB</u>	<u>LTD</u>	<u>Total Score</u>	<u>Designation</u>
Pleasant Hill SD 69	2013	1.40	1.40	0.40	0.40	0.40	4.00	Recognition
Pleasant Plains CUSD 8	2014	1.40	1.40	0.40	0.40	0.30	3.90	Recognition
	2013	1.40	1.40	0.40	0.40	0.30	3.90	Recognition
Pleasant Valley SD 62	2014	1.40	1.40	0.40	0.40	0.30	3.90	Recognition
	2013	1.40	1.40	0.40	0.40	0.30	3.90	Recognition
Pleasantdale SD 107	2014	1.40	1.40	0.40	0.40	0.30	3.90	Recognition
	2013	1.40	1.40	0.40	0.40	0.30	3.90	Recognition
Polo CUSD 222	2014	1.40	1.05	0.40	0.40	0.40	3.65	Recognition
	2013	1.40	1.05	0.40	0.40	0.40	3.65	Recognition
Pontiac CCSD 429	2014	1.40	1.40	0.30	0.40	0.40	3.90	Recognition
	2013	1.40	1.40	0.30	0.40	0.40	3.90	Recognition
Pontiac Twp HSD 90	2014	1.05	1.40	0.20	0.40	0.30	3.35	Review
	2013	1.05	0.35	0.20	0.40	0.30	2.30	Watch
Pontiac-W Holliday SD 105	2014	1.40	1.05	0.30	0.40	0.40	3.55	Recognition
	2013	1.40	1.05	0.30	0.40	0.40	3.55	Recognition
Pope Co CUD 1	2014	1.40	1.40	0.40	0.40	0.40	4.00	Recognition
	2013	1.40	1.05	0.40	0.40	0.40	3.65	Recognition
Porta CUSD 202	2014	1.40	1.05	0.30	0.40	0.20	3.35	Review
	2013	1.40	1.05	0.30	0.40	0.20	3.35	Review
Posen-Robbins ESD 143-5	2014	1.40	1.40	0.40	0.40	0.20	3.80	Recognition
	2013	1.40	1.05	0.30	0.40	0.30	3.45	Review
Potomac CUSD 10	2014	1.40	1.05	0.40	0.40	0.20	3.45	Review
	2013	1.40	1.05	0.40	0.40	0.20	3.45	Review
Prairie Central CUSD 8	2014	1.05	1.05	0.20	0.40	0.40	3.10	Review
	2013	1.05	1.05	0.20	0.40	0.40	3.10	Review
Prairie Du Rocher CCSD 134	2014	1.40	1.05	0.40	0.40	0.40	3.65	Recognition
	2013	1.40	1.05	0.40	0.40	0.40	3.65	Recognition
Prairie Grove CSD 46	2014	1.40	1.40	0.40	0.40	0.30	3.90	Recognition
	2013	1.40	1.40	0.40	0.40	0.30	3.90	Recognition
Prairie Hill CCSD 133	2014	1.40	0.70	0.40	0.40	0.10	3.00	Early Warning

*(FBRR - Fund Balance/Revenue Ratio - Weighting of 35%, EXRV - Expenditures/Revenue Ratio - Weighting of 35%, DCOH - Days Cash on Hand - Weighting of 10%, STB - Short-Term Borrowing - Weighting of 10%, and LTD - Long-Term Debt -Weighting of 10%)*

*Note: Because Whiteside School District 115 did not submit an FY14 AFR, they are in the Financial Watch Category.*

<u>District Name</u>	<u>Data Year</u>	<u>FBRR</u>	<u>ERR</u>	<u>DCOH</u>	<u>STB</u>	<u>LTD</u>	<u>Total Score</u>	<u>Designation</u>
Prairie Hill CCSD 133	2013	1.40	1.40	0.40	0.40	0.10	3.70	Recognition
Prairie-Hills ESD 144	2014	1.40	1.40	0.30	0.40	0.10	3.60	Recognition
	2013	0.70	1.05	0.20	0.40	0.10	2.45	Watch
Prairieview-Ogden CCSD 197	2014	1.40	1.40	0.40	0.40	0.40	4.00	Recognition
	2013	1.40	1.05	0.40	0.40	0.40	3.65	Recognition
Princeton ESD 115	2014	1.05	0.70	0.20	0.40	0.40	2.75	Early Warning
	2013	1.40	0.35	0.30	0.40	0.40	2.85	Early Warning
Princeton HSD 500	2014	1.40	1.05	0.40	0.40	0.40	3.65	Recognition
	2013	1.40	1.05	0.40	0.40	0.40	3.65	Recognition
Princeville CUSD 326	2014	1.40	1.05	0.30	0.40	0.30	3.45	Review
	2013	1.40	1.05	0.30	0.40	0.30	3.45	Review
Prophetstown-Lyndon-Tampico CUSD3	2014	1.40	1.05	0.30	0.40	0.40	3.55	Recognition
	2013	1.05	0.35	0.20	0.40	0.40	2.40	Watch
Prospect Heights SD 23	2014	1.40	1.40	0.30	0.40	0.30	3.80	Recognition
	2013	1.40	1.40	0.30	0.40	0.30	3.80	Recognition
Proviso Twp HSD 209	2014	1.40	1.40	0.40	0.40	0.30	3.90	Recognition
	2013	1.40	1.40	0.30	0.40	0.30	3.80	Recognition
Putnam County CUSD 535	2014	1.40	1.05	0.40	0.40	0.40	3.65	Recognition
	2013	1.40	1.40	0.40	0.40	0.40	4.00	Recognition
Queen Bee SD 16	2014	1.40	1.40	0.30	0.40	0.10	3.60	Recognition
	2013	1.40	1.40	0.30	0.40	0.10	3.60	Recognition
Quincy SD 172	2014	1.05	1.05	0.20	0.40	0.40	3.10	Review
	2013	1.05	1.40	0.20	0.40	0.40	3.45	Review
R O W V A CUSD 208	2014	1.40	1.05	0.40	0.40	0.10	3.35	Review
	2013	1.40	1.05	0.40	0.40	0.10	3.35	Review
Raccoon Cons SD 1	2014	1.40	1.40	0.40	0.40	0.40	4.00	Recognition
	2013	1.40	1.05	0.40	0.40	0.40	3.65	Recognition
Ramsey CUSD 204	2014	1.40	1.05	0.40	0.40	0.30	3.55	Recognition
	2013	1.40	1.05	0.40	0.40	0.30	3.55	Recognition
Rankin CSD 98	2014	1.40	1.40	0.40	0.40	0.30	3.90	Recognition

*(FBRR - Fund Balance/Revenue Ratio - Weighting of 35%, EXRV - Expenditures/Revenue Ratio - Weighting of 35%, DCOH - Days Cash on Hand - Weighting of 10%, STB - Short-Term Borrowing - Weighting of 10%, and LTD - Long-Term Debt -Weighting of 10%)*

*Note: Because Whiteside School District 115 did not submit an FY14 AFR, they are in the Financial Watch Category.*

<u>District Name</u>	<u>Data Year</u>	<u>FBRR</u>	<u>ERR</u>	<u>DCOH</u>	<u>STB</u>	<u>LTD</u>	<u>Total Score</u>	<u>Designation</u>
Rankin CSD 98	2013	1.40	1.40	0.40	0.40	0.30	3.90	Recognition
Rantoul City SD 137	2014	1.40	1.40	0.30	0.40	0.10	3.60	Recognition
	2013	1.40	1.05	0.30	0.40	0.10	3.25	Review
Rantoul Township HSD 193	2014	1.40	1.40	0.40	0.40	0.30	3.90	Recognition
	2013	1.40	1.40	0.40	0.40	0.30	3.90	Recognition
Reavis Twp HSD 220	2014	1.40	0.35	0.20	0.40	0.30	2.65	Early Warning
	2013	1.40	0.70	0.30	0.40	0.30	3.10	Review
Red Bud CUSD 132	2014	1.40	1.40	0.40	0.40	0.40	4.00	Recognition
	2013	1.40	1.40	0.40	0.40	0.40	4.00	Recognition
Red Hill CUSD 10	2014	0.35	0.70	0.10	0.40	0.20	1.75	Watch
	2013	0.70	1.05	0.10	0.40	0.20	2.45	Watch
Reed Custer CUSD 255U	2014	1.40	1.40	0.40	0.40	0.40	4.00	Recognition
	2013	1.40	1.40	0.40	0.40	0.40	4.00	Recognition
Rhodes SD 84-5	2014	1.40	1.40	0.40	0.40	0.30	3.90	Recognition
	2013	1.40	1.40	0.40	0.40	0.30	3.90	Recognition
Rich Twp HSD 227	2014	1.40	1.05	0.40	0.40	0.20	3.45	Review
	2013	1.40	1.40	0.40	0.40	0.20	3.80	Recognition
Richland GSD 88A	2014	1.40	1.40	0.40	0.40	0.10	3.70	Recognition
	2013	1.40	1.40	0.30	0.40	0.10	3.60	Recognition
Richmond-Burton CHSD 157	2014	1.40	1.40	0.40	0.40	0.20	3.80	Recognition
	2013	1.40	1.40	0.40	0.40	0.20	3.80	Recognition
Ridgeland SD 122	2014	1.40	1.40	0.40	0.40	0.10	3.70	Recognition
	2013	1.40	1.40	0.40	0.40	0.10	3.70	Recognition
Ridgeview CUSD 19	2014	1.40	1.40	0.40	0.40	0.40	4.00	Recognition
	2013	1.40	1.40	0.30	0.40	0.40	3.90	Recognition
Ridgewood CHSD 234	2014	1.40	1.40	0.40	0.40	0.10	3.70	Recognition
	2013	1.40	1.40	0.40	0.40	0.10	3.70	Recognition
Riley CCSD 18	2014	1.40	1.40	0.40	0.40	0.40	4.00	Recognition
	2013	1.40	1.40	0.40	0.40	0.40	4.00	Recognition
River Bend CUSD 2	2014	1.40	1.05	0.30	0.40	0.40	3.55	Recognition

*(FBRR - Fund Balance/Revenue Ratio - Weighting of 35%, EXRV - Expenditures/Revenue Ratio - Weighting of 35%, DCOH - Days Cash on Hand - Weighting of 10%, STB - Short-Term Borrowing - Weighting of 10%, and LTD - Long-Term Debt -Weighting of 10%)*

*Note: Because Whiteside School District 115 did not submit an FY14 AFR, they are in the Financial Watch Category.*

<u>District Name</u>	<u>Data Year</u>	<u>FBRR</u>	<u>ERR</u>	<u>DCOH</u>	<u>STB</u>	<u>LTD</u>	<u>Total Score</u>	<u>Designation</u>
River Bend CUSD 2	2013	1.40	1.05	0.30	0.40	0.40	3.55	Recognition
River Forest SD 90	2014	1.40	1.40	0.40	0.40	0.40	4.00	Recognition
	2013	1.40	1.40	0.40	0.40	0.40	4.00	Recognition
River Grove SD 85-5	2014	1.40	1.40	0.30	0.40	0.30	3.80	Recognition
	2013	1.40	1.40	0.30	0.40	0.30	3.80	Recognition
River Ridge CUSD 210	2014	1.40	1.40	0.40	0.40	0.40	4.00	Recognition
	2013	1.40	1.05	0.40	0.40	0.40	3.65	Recognition
River Trails SD 26	2014	1.40	1.40	0.40	0.40	0.30	3.90	Recognition
	2013	1.40	1.40	0.40	0.40	0.30	3.90	Recognition
Riverdale CUSD 100	2014	1.40	1.05	0.30	0.40	0.40	3.55	Recognition
	2013	1.40	1.40	0.30	0.40	0.40	3.90	Recognition
Riverside SD 96	2014	1.40	1.40	0.40	0.40	0.30	3.90	Recognition
	2013	1.40	1.40	0.40	0.40	0.30	3.90	Recognition
Riverside-Brookfield Twp SD 208	2014	1.40	1.40	0.40	0.40	0.10	3.70	Recognition
	2013	1.40	1.40	0.30	0.40	0.10	3.60	Recognition
Riverton CUSD 14	2014	1.40	1.40	0.40	0.40	0.30	3.90	Recognition
	2013	1.05	1.05	0.20	0.40	0.20	2.90	Early Warning
Riverview CCSD 2	2014	1.40	1.40	0.40	0.40	0.40	4.00	Recognition
	2013	1.40	1.05	0.30	0.40	0.40	3.55	Recognition
Roanoke Benson CUSD 60	2014	1.40	1.40	0.40	0.40	0.10	3.70	Recognition
	2013	1.40	1.40	0.30	0.40	0.20	3.70	Recognition
Robein SD 85	2014	1.40	1.40	0.40	0.40	0.40	4.00	Recognition
	2013	1.40	1.05	0.40	0.40	0.40	3.65	Recognition
Robinson CUSD 2	2014	1.05	1.05	0.20	0.40	0.30	3.00	Early Warning
	2013	1.05	1.05	0.20	0.40	0.30	3.00	Early Warning
Rochelle CCSD 231	2014	1.40	1.05	0.30	0.40	0.20	3.35	Review
	2013	1.40	1.05	0.40	0.40	0.20	3.45	Review
Rochelle Twp HSD 212	2014	1.40	1.40	0.40	0.40	0.20	3.80	Recognition
	2013	1.40	1.40	0.40	0.40	0.20	3.80	Recognition
Rochester CUSD 3A	2014	1.40	1.40	0.40	0.40	0.10	3.70	Recognition

*(FBRR - Fund Balance/Revenue Ratio - Weighting of 35%, EXRV - Expenditures/Revenue Ratio - Weighting of 35%, DCOH - Days Cash on Hand - Weighting of 10%, STB - Short-Term Borrowing - Weighting of 10%, and LTD - Long-Term Debt -Weighting of 10%)*

*Note: Because Whiteside School District 115 did not submit an FY14 AFR, they are in the Financial Watch Category.*

<u>District Name</u>	<u>Data Year</u>	<u>FBRR</u>	<u>ERR</u>	<u>DCOH</u>	<u>STB</u>	<u>LTD</u>	<u>Total Score</u>	<u>Designation</u>
Rochester CUSD 3A	2013	1.40	1.05	0.40	0.40	0.10	3.35	Review
Rock Falls ESD 13	2014	1.40	1.40	0.30	0.40	0.30	3.80	Recognition
	2013	1.40	1.05	0.20	0.40	0.30	3.35	Review
Rock Falls Twp HSD 301	2014	1.40	1.05	0.40	0.40	0.40	3.65	Recognition
	2013	1.40	1.05	0.40	0.40	0.40	3.65	Recognition
Rock Island SD 41	2014	1.40	1.05	0.30	0.40	0.20	3.35	Review
	2013	1.40	1.05	0.30	0.40	0.20	3.35	Review
Rockdale SD 84	2014	1.40	1.05	0.20	0.40	0.30	3.35	Review
	2013	1.40	1.40	0.30	0.40	0.30	3.80	Recognition
Rockford SD 205	2014	1.40	1.05	0.30	0.40	0.30	3.45	Review
	2013	1.40	1.40	0.20	0.40	0.30	3.70	Recognition
Rockridge CUSD 300	2014	1.40	1.05	0.30	0.40	0.40	3.55	Recognition
	2013	1.40	1.05	0.30	0.40	0.40	3.55	Recognition
Rockton SD 140	2014	1.40	0.35	0.30	0.40	0.30	2.75	Early Warning
	2013	1.40	1.40	0.40	0.40	0.40	4.00	Recognition
Rome CCSD 2	2014	1.40	1.05	0.40	0.40	0.40	3.65	Recognition
	2013	1.40	1.05	0.40	0.40	0.40	3.65	Recognition
Rondout SD 72	2014	1.40	1.40	0.40	0.40	0.40	4.00	Recognition
	2013	1.40	1.40	0.40	0.40	0.40	4.00	Recognition
Rooks Creek CCSD 425	2014	1.40	1.05	0.40	0.40	0.40	3.65	Recognition
	2013	1.40	1.05	0.40	0.40	0.40	3.65	Recognition
Roselle SD 12	2014	1.05	0.70	0.40	0.40	0.40	2.95	Early Warning
	2013	1.40	1.05	0.40	0.40	0.30	3.55	Recognition
Rosemont ESD 78	2014	1.40	1.05	0.30	0.40	0.40	3.55	Recognition
	2013	1.40	1.05	0.30	0.40	0.40	3.55	Recognition
Rossville-Alvin CUSD 7	2014	1.40	1.40	0.40	0.40	0.10	3.70	Recognition
	2013	1.40	1.40	0.40	0.40	0.10	3.70	Recognition
Round Lake CUSD 116	2014	1.40	1.40	0.40	0.40	0.20	3.80	Recognition
	2013	1.40	1.05	0.40	0.40	0.20	3.45	Review
Roxana CUSD 1	2014	1.40	1.40	0.40	0.40	0.40	4.00	Recognition

*(FBRR - Fund Balance/Revenue Ratio - Weighting of 35%, EXRV - Expenditures/Revenue Ratio - Weighting of 35%, DCOH - Days Cash on Hand - Weighting of 10%, STB - Short-Term Borrowing - Weighting of 10%, and LTD - Long-Term Debt -Weighting of 10%)*

*Note: Because Whiteside School District 115 did not submit an FY14 AFR, they are in the Financial Watch Category.*

<u>District Name</u>	<u>Data Year</u>	<u>FBRR</u>	<u>ERR</u>	<u>DCOH</u>	<u>STB</u>	<u>LTD</u>	<u>Total Score</u>	<u>Designation</u>
Roxana CUSD 1	2013	1.40	1.40	0.30	0.40	0.40	3.90	Recognition
Rutland CCSD 230	2014	1.40	1.05	0.40	0.40	0.40	3.65	Recognition
	2013	1.40	1.05	0.40	0.40	0.40	3.65	Recognition
Salem CHSD 600	2014	1.40	1.40	0.40	0.40	0.40	4.00	Recognition
	2013	1.40	1.40	0.40	0.40	0.40	4.00	Recognition
Salem SD 111	2014	1.40	1.40	0.40	0.40	0.40	4.00	Recognition
	2013	1.40	1.40	0.30	0.40	0.40	3.90	Recognition
Salt Creek SD 48	2014	1.40	1.40	0.40	0.30	0.40	3.90	Recognition
	2013	1.40	1.05	0.40	0.30	0.40	3.55	Recognition
Sandoval CUSD 501	2014	0.70	1.40	0.20	0.40	0.30	3.00	Early Warning
	2013	0.70	1.05	0.10	0.40	0.30	2.55	Watch
Sandridge SD 172	2014	1.05	1.40	0.30	0.40	0.30	3.45	Review
	2013	0.35	1.05	0.20	0.40	0.40	2.40	Watch
Sandwich CUSD 430	2014	0.70	1.05	0.10	0.40	0.40	2.65	Early Warning
	2013	0.70	1.05	0.10	0.40	0.40	2.65	Early Warning
Sangamon Valley CUSD 9	2014	1.40	1.40	0.30	0.40	0.40	3.90	Recognition
	2013	1.40	1.40	0.30	0.40	0.40	3.90	Recognition
Saratoga CCSD 60C	2014	1.40	1.40	0.40	0.40	0.20	3.80	Recognition
	2013	1.40	1.40	0.40	0.40	0.10	3.70	Recognition
Saunemin CCSD 438	2014	1.40	1.40	0.40	0.40	0.40	4.00	Recognition
	2013	1.40	1.40	0.40	0.40	0.30	3.90	Recognition
Scales Mound CUSD 211	2014	1.40	1.40	0.40	0.40	0.40	4.00	Recognition
	2013	1.40	1.05	0.40	0.40	0.40	3.65	Recognition
Schaumburg CCSD 54	2014	1.40	1.05	0.40	0.40	0.40	3.65	Recognition
	2013	1.40	1.40	0.40	0.40	0.40	4.00	Recognition
Schiller Park SD 81	2014	1.40	1.40	0.40	0.40	0.10	3.70	Recognition
	2013	1.40	1.40	0.40	0.40	0.10	3.70	Recognition
Schuyler-Industry CUSD 5	2014	1.05	1.40	0.20	0.40	0.30	3.35	Review
	2013	1.05	0.70	0.20	0.40	0.30	2.65	Early Warning
Scott-Morgan CUSD 2	2014	1.40	1.05	0.40	0.40	0.40	3.65	Recognition

*(FBRR - Fund Balance/Revenue Ratio - Weighting of 35%, EXRV - Expenditures/Revenue Ratio - Weighting of 35%, DCOH - Days Cash on Hand - Weighting of 10%, STB - Short-Term Borrowing - Weighting of 10%, and LTD - Long-Term Debt -Weighting of 10%)*

*Note: Because Whiteside School District 115 did not submit an FY14 AFR, they are in the Financial Watch Category.*

<u>District Name</u>	<u>Data Year</u>	<u>FBRR</u>	<u>ERR</u>	<u>DCOH</u>	<u>STB</u>	<u>LTD</u>	<u>Total Score</u>	<u>Designation</u>
Scott-Morgan CUSD 2	2013	1.40	1.40	0.40	0.40	0.40	4.00	Recognition
SD 45 DuPage County	2014	1.40	1.05	0.40	0.40	0.20	3.45	Review
	2013	1.40	1.40	0.40	0.40	0.20	3.80	Recognition
SD U-46	2014	1.40	1.40	0.30	0.40	0.20	3.70	Recognition
	2013	1.40	1.05	0.30	0.40	0.20	3.35	Review
Selmaville CCSD 10	2014	1.40	1.05	0.40	0.40	0.30	3.55	Recognition
	2013	1.40	1.05	0.40	0.40	0.20	3.45	Review
Seneca CCSD 170	2014	1.40	1.40	0.40	0.40	0.40	4.00	Recognition
	2013	1.40	1.40	0.40	0.40	0.40	4.00	Recognition
Seneca Twp HSD 160	2014	1.40	1.40	0.40	0.40	0.40	4.00	Recognition
	2013	1.40	1.05	0.40	0.40	0.40	3.65	Recognition
Serena CUSD 2	2014	1.40	1.05	0.40	0.40	0.30	3.55	Recognition
	2013	1.40	1.05	0.40	0.40	0.30	3.55	Recognition
Sesser-Valier CUSD 196	2014	1.40	1.05	0.40	0.40	0.30	3.55	Recognition
	2013	1.40	1.05	0.40	0.40	0.30	3.55	Recognition
Shawnee CUSD 84	2014	1.40	0.70	0.30	0.40	0.40	3.20	Review
	2013	1.40	1.05	0.30	0.40	0.40	3.55	Recognition
Shelbyville CUSD 4	2014	1.40	1.40	0.40	0.40	0.40	4.00	Recognition
	2013	1.40	1.40	0.40	0.40	0.40	4.00	Recognition
Sherrard CUSD 200	2014	1.40	1.40	0.40	0.40	0.30	3.90	Recognition
	2013	1.40	1.40	0.40	0.40	0.40	4.00	Recognition
Shiloh CUSD 1	2014	1.40	1.40	0.40	0.40	0.40	4.00	Recognition
	2013	1.40	1.40	0.40	0.40	0.40	4.00	Recognition
Shiloh Village SD 85	2014	1.40	1.05	0.30	0.40	0.10	3.25	Review
	2013	1.40	1.05	0.30	0.40	0.10	3.25	Review
Shirland CCSD 134	2014	1.40	1.40	0.40	0.40	0.40	4.00	Recognition
	2013	1.40	1.40	0.40	0.40	0.40	4.00	Recognition
Signal Hill SD 181	2014	1.40	1.40	0.40	0.40	0.10	3.70	Recognition
	2013	1.40	1.40	0.40	0.40	0.40	4.00	Recognition
Silvis SD 34	2014	1.40	1.40	0.40	0.40	0.10	3.70	Recognition

*(FBRR - Fund Balance/Revenue Ratio - Weighting of 35%, EXRV - Expenditures/Revenue Ratio - Weighting of 35%, DCOH - Days Cash on Hand - Weighting of 10%, STB - Short-Term Borrowing - Weighting of 10%, and LTD - Long-Term Debt -Weighting of 10%)*

*Note: Because Whiteside School District 115 did not submit an FY14 AFR, they are in the Financial Watch Category.*

<u>District Name</u>	<u>Data Year</u>	<u>FBRR</u>	<u>ERR</u>	<u>DCOH</u>	<u>STB</u>	<u>LTD</u>	<u>Total Score</u>	<u>Designation</u>
Silvis SD 34	2013	1.40	0.35	0.30	0.40	0.10	2.55	Watch
Skokie SD 68	2014	1.40	1.40	0.40	0.40	0.40	4.00	Recognition
	2013	1.40	1.05	0.40	0.40	0.40	3.65	Recognition
Skokie SD 69	2014	1.40	1.40	0.40	0.40	0.30	3.90	Recognition
	2013	1.40	1.40	0.40	0.40	0.20	3.80	Recognition
Skokie SD 73-5	2014	1.40	1.40	0.40	0.40	0.30	3.90	Recognition
	2013	1.40	1.40	0.40	0.40	0.30	3.90	Recognition
Smithton CCSD 130	2014	1.40	1.05	0.40	0.40	0.40	3.65	Recognition
	2013	1.40	1.05	0.40	0.40	0.40	3.65	Recognition
Somonauk CUSD 432	2014	1.40	1.40	0.30	0.40	0.30	3.80	Recognition
	2013	1.40	1.40	0.30	0.40	0.30	3.80	Recognition
South Central CUD 401	2014	1.40	1.40	0.30	0.40	0.20	3.70	Recognition
	2013	1.40	1.05	0.30	0.40	0.40	3.55	Recognition
South Fork SD 14	2014	1.05	1.40	0.30	0.40	0.20	3.35	Review
	2013	1.05	1.40	0.20	0.40	0.20	3.25	Review
South Holland SD 150	2014	1.40	1.40	0.40	0.40	0.30	3.90	Recognition
	2013	1.40	1.05	0.40	0.40	0.30	3.55	Recognition
South Holland SD 151	2014	1.40	1.40	0.40	0.40	0.10	3.70	Recognition
	2013	1.40	1.05	0.40	0.40	0.10	3.35	Review
South Pekin SD 137	2014	1.40	1.05	0.30	0.40	0.10	3.25	Review
	2013	1.40	1.05	0.30	0.40	0.10	3.25	Review
South Wilmington CCSD 74	2014	1.05	0.35	0.20	0.40	0.40	2.40	Watch
	2013	1.40	0.70	0.30	0.40	0.40	3.20	Review
Southeastern CUSD 337	2014	1.40	1.05	0.30	0.40	0.40	3.55	Recognition
	2013	1.40	1.05	0.40	0.40	0.40	3.65	Recognition
Southwestern CUSD 9	2014	1.40	1.05	0.30	0.40	0.20	3.35	Review
	2013	1.40	1.40	0.30	0.40	0.10	3.60	Recognition
Sparta CUSD 140	2014	1.40	1.05	0.30	0.40	0.30	3.45	Review
	2013	1.40	1.05	0.30	0.40	0.30	3.45	Review
Spoon River Valley CUSD 4	2014	1.40	1.05	0.30	0.40	0.40	3.55	Recognition

*(FBRR - Fund Balance/Revenue Ratio - Weighting of 35%, EXRV - Expenditures/Revenue Ratio - Weighting of 35%, DCOH - Days Cash on Hand - Weighting of 10%, STB - Short-Term Borrowing - Weighting of 10%, and LTD - Long-Term Debt -Weighting of 10%)*

*Note: Because Whiteside School District 115 did not submit an FY14 AFR, they are in the Financial Watch Category.*



<u>District Name</u>	<u>Data Year</u>	<u>FBRR</u>	<u>ERR</u>	<u>DCOH</u>	<u>STB</u>	<u>LTD</u>	<u>Total Score</u>	<u>Designation</u>
Spoon River Valley CUSD 4	2013	1.40	1.05	0.30	0.40	0.40	3.55	Recognition
Spring Lake CCSD 606	2014	0.35	0.35	0.10	0.40	0.40	1.60	Watch
	2013	0.70	0.70	0.10	0.40	0.40	2.30	Watch
Spring Valley CCSD 99	2014	1.40	1.40	0.40	0.40	0.10	3.70	Recognition
	2013	1.40	1.40	0.40	0.40	0.10	3.70	Recognition
Springfield SD 186	2014	0.70	1.05	0.20	0.40	0.30	2.65	Early Warning
	2013	0.70	0.70	0.20	0.40	0.30	2.30	Watch
St Anne CCSD 256	2014	1.40	1.05	0.40	0.40	0.40	3.65	Recognition
	2013	1.40	1.05	0.40	0.40	0.40	3.65	Recognition
St Anne CHSD 302	2014	1.40	1.40	0.40	0.40	0.20	3.80	Recognition
	2013	1.40	1.05	0.40	0.40	0.20	3.45	Review
St Charles CUSD 303	2014	1.40	1.40	0.40	0.40	0.30	3.90	Recognition
	2013	1.40	1.40	0.40	0.40	0.30	3.90	Recognition
St Elmo CUSD 202	2014	1.40	1.05	0.40	0.40	0.30	3.55	Recognition
	2013	1.40	1.05	0.40	0.40	0.30	3.55	Recognition
St George CCSD 258	2014	1.40	1.40	0.30	0.40	0.20	3.70	Recognition
	2013	1.40	1.40	0.30	0.40	0.10	3.60	Recognition
St Joseph CCSD 169	2014	1.40	1.05	0.40	0.40	0.10	3.35	Review
	2013	1.40	1.05	0.40	0.40	0.10	3.35	Review
St Joseph Ogden CHSD 305	2014	1.40	1.05	0.40	0.40	0.20	3.45	Review
	2013	1.40	1.05	0.40	0.40	0.20	3.45	Review
St Libory Cons SD 30	2014	0.35	1.40	0.10	0.40	0.40	2.65	Early Warning
	2013	0.35	1.40	0.10	0.40	0.40	2.65	Early Warning
St Rose SD 14-15	2014	1.40	1.05	0.40	0.40	0.40	3.65	Recognition
	2013	1.40	1.40	0.40	0.40	0.40	4.00	Recognition
Stark County CUSD 100	2014	1.40	1.05	0.40	0.40	0.20	3.45	Review
	2013	1.40	1.40	0.40	0.40	0.20	3.80	Recognition
Staunton CUSD 6	2014	1.40	1.05	0.30	0.40	0.40	3.55	Recognition
	2013	1.40	1.05	0.30	0.40	0.40	3.55	Recognition
Steeleville CUSD 138	2014	1.40	1.05	0.30	0.40	0.40	3.55	Recognition

*(FBRR - Fund Balance/Revenue Ratio - Weighting of 35%, EXRV - Expenditures/Revenue Ratio - Weighting of 35%, DCOH - Days Cash on Hand - Weighting of 10%, STB - Short-Term Borrowing - Weighting of 10%, and LTD - Long-Term Debt -Weighting of 10%)*

*Note: Because Whiteside School District 115 did not submit an FY14 AFR, they are in the Financial Watch Category.*

<u>District Name</u>	<u>Data Year</u>	<u>FBRR</u>	<u>ERR</u>	<u>DCOH</u>	<u>STB</u>	<u>LTD</u>	<u>Total Score</u>	<u>Designation</u>
Steeleville CUSD 138	2013	1.40	1.05	0.30	0.40	0.40	3.55	Recognition
Steger SD 194	2014	1.40	1.05	0.40	0.40	0.40	3.65	Recognition
	2013	1.40	1.05	0.40	0.40	0.40	3.65	Recognition
Sterling CUSD 5	2014	1.40	1.05	0.30	0.40	0.30	3.45	Review
	2013	1.40	1.05	0.30	0.40	0.30	3.45	Review
Steward ESD 220	2014	1.40	1.40	0.40	0.40	0.30	3.90	Recognition
	2013	1.40	1.05	0.30	0.40	0.30	3.45	Review
Stewardson-Strasburg CUD 5A	2014	1.40	1.05	0.30	0.40	0.30	3.45	Review
	2013	1.40	1.05	0.30	0.40	0.30	3.45	Review
Stockton CUSD 206	2014	1.40	1.40	0.40	0.40	0.40	4.00	Recognition
	2013	1.40	1.05	0.40	0.40	0.40	3.65	Recognition
Streator ESD 44	2014	0.35	1.05	0.10	0.20	0.40	2.10	Watch
	2013	0.35	0.70	0.10	0.40	0.40	1.95	Watch
Streator Twp HSD 40	2014	1.40	1.05	0.30	0.40	0.20	3.35	Review
	2013	1.40	1.05	0.40	0.40	0.20	3.45	Review
Sullivan CUSD 300	2014	1.40	1.05	0.40	0.40	0.40	3.65	Recognition
	2013	1.40	1.05	0.30	0.40	0.40	3.55	Recognition
Summersville SD 79	2014	1.40	1.40	0.40	0.40	0.40	4.00	Recognition
	2013	1.40	1.05	0.40	0.40	0.40	3.65	Recognition
Summit Hill SD 161	2014	1.40	1.05	0.40	0.40	0.10	3.35	Review
	2013	1.40	1.40	0.40	0.40	0.10	3.70	Recognition
Summit SD 104	2014	1.40	1.05	0.30	0.40	0.10	3.25	Review
	2013	1.40	1.40	0.30	0.40	0.10	3.60	Recognition
Sunnybrook SD 171	2014	1.40	1.40	0.40	0.40	0.20	3.80	Recognition
	2013	1.40	1.40	0.40	0.40	0.20	3.80	Recognition
Sunset Ridge SD 29	2014	1.40	1.40	0.40	0.40	0.40	4.00	Recognition
	2013	1.40	1.40	0.40	0.40	0.40	4.00	Recognition
Sycamore CUSD 427	2014	1.40	0.70	0.30	0.40	0.10	2.90	Early Warning
	2013	1.40	1.05	0.40	0.40	0.10	3.35	Review
Taft SD 90	2014	1.40	1.05	0.30	0.40	0.10	3.25	Review

*(FBRR - Fund Balance/Revenue Ratio - Weighting of 35%, EXRV - Expenditures/Revenue Ratio - Weighting of 35%, DCOH - Days Cash on Hand - Weighting of 10%, STB - Short-Term Borrowing - Weighting of 10%, and LTD - Long-Term Debt -Weighting of 10%)*

*Note: Because Whiteside School District 115 did not submit an FY14 AFR, they are in the Financial Watch Category.*

<u>District Name</u>	<u>Data Year</u>	<u>FBRR</u>	<u>ERR</u>	<u>DCOH</u>	<u>STB</u>	<u>LTD</u>	<u>Total Score</u>	<u>Designation</u>
Taft SD 90	2013	1.40	1.40	0.40	0.40	0.10	3.70	Recognition
Tamaroa School Dist 5	2014	0.70	0.70	0.10	0.40	0.40	2.30	Watch
	2013	1.05	1.40	0.20	0.40	0.40	3.45	Review
Taylorville CUSD 3	2014	1.40	1.40	0.30	0.40	0.30	3.80	Recognition
	2013	1.40	1.05	0.30	0.40	0.40	3.55	Recognition
Teutopolis CUSD 50	2014	1.40	1.40	0.40	0.40	0.30	3.90	Recognition
	2013	1.40	1.05	0.40	0.40	0.30	3.55	Recognition
Thomasboro CCSD 130	2014	1.40	1.05	0.40	0.40	0.40	3.65	Recognition
	2013	1.40	1.05	0.40	0.40	0.40	3.65	Recognition
Thompsonville CUSD 174	2014	1.05	1.05	0.20	0.40	0.20	2.90	Early Warning
	2013	1.05	1.05	0.20	0.40	0.20	2.90	Early Warning
Thornton Fractional Twp HSD 215	2014	1.40	1.40	0.30	0.40	0.20	3.70	Recognition
	2013	1.40	1.40	0.40	0.40	0.20	3.80	Recognition
Thornton SD 154	2014	1.40	1.40	0.40	0.40	0.30	3.90	Recognition
	2013	1.40	1.05	0.40	0.40	0.30	3.55	Recognition
Thornton Twp HSD 205	2014	1.40	1.05	0.30	0.40	0.30	3.45	Review
	2013	1.40	1.40	0.40	0.40	0.30	3.90	Recognition
Tolono CUSD 7	2014	1.40	1.05	0.40	0.40	0.20	3.45	Review
	2013	1.40	1.05	0.40	0.40	0.20	3.45	Review
Tonica CCSD 79	2014	1.40	1.05	0.40	0.40	0.40	3.65	Recognition
	2013	1.40	1.05	0.40	0.40	0.40	3.65	Recognition
Township HSD 211	2014	1.40	1.40	0.40	0.40	0.40	4.00	Recognition
	2013	1.40	1.40	0.40	0.40	0.40	4.00	Recognition
Township HSD 214	2014	1.40	1.40	0.40	0.40	0.40	4.00	Recognition
	2013	1.40	1.40	0.40	0.40	0.40	4.00	Recognition
Tremont CUSD 702	2014	1.40	1.40	0.40	0.40	0.20	3.80	Recognition
	2013	1.40	1.05	0.30	0.40	0.20	3.35	Review
Tri City CUSD 1	2014	1.40	1.05	0.30	0.40	0.40	3.55	Recognition
	2013	1.40	1.05	0.30	0.40	0.40	3.55	Recognition
Tri Point CUSD 6-J	2014	1.40	0.70	0.30	0.40	0.40	3.20	Review

*(FBRR - Fund Balance/Revenue Ratio - Weighting of 35%, EXRV - Expenditures/Revenue Ratio - Weighting of 35%, DCOH - Days Cash on Hand - Weighting of 10%, STB - Short-Term Borrowing - Weighting of 10%, and LTD - Long-Term Debt -Weighting of 10%)*

*Note: Because Whiteside School District 115 did not submit an FY14 AFR, they are in the Financial Watch Category.*

<u>District Name</u>	<u>Data Year</u>	<u>FBRR</u>	<u>ERR</u>	<u>DCOH</u>	<u>STB</u>	<u>LTD</u>	<u>Total Score</u>	<u>Designation</u>
Tri Point CUSD 6-J	2013	1.40	1.05	0.30	0.40	0.30	3.45	Review
Tri Valley CUSD 3	2014	1.40	1.05	0.40	0.40	0.40	3.65	Recognition
	2013	1.40	1.05	0.30	0.40	0.40	3.55	Recognition
Triad CUSD 2	2014	1.05	1.05	0.20	0.40	0.10	2.80	Early Warning
	2013	1.05	1.05	0.20	0.40	0.10	2.80	Early Warning
Trico CUSD 176	2014	1.40	1.05	0.30	0.40	0.30	3.45	Review
	2013	1.40	1.05	0.30	0.40	0.30	3.45	Review
Triopia CUSD 27	2014	1.40	1.05	0.30	0.40	0.40	3.55	Recognition
	2013	1.40	1.05	0.30	0.40	0.40	3.55	Recognition
Troy CCSD 30C	2014	1.40	1.40	0.40	0.40	0.10	3.70	Recognition
	2013	1.40	1.40	0.40	0.40	0.10	3.70	Recognition
Tuscola CUSD 301	2014	1.40	1.40	0.40	0.40	0.30	3.90	Recognition
	2013	1.05	1.40	0.20	0.40	0.30	3.35	Review
Twp HSD 113	2014	1.40	1.40	0.40	0.40	0.30	3.90	Recognition
	2013	1.40	1.40	0.40	0.40	0.40	4.00	Recognition
Union Ridge SD 86	2014	1.40	1.05	0.40	0.40	0.40	3.65	Recognition
	2013	1.40	1.40	0.40	0.40	0.40	4.00	Recognition
Union SD 81	2014	1.40	1.40	0.30	0.40	0.10	3.60	Recognition
	2013	1.05	1.40	0.20	0.40	0.10	3.15	Review
United CUSD 304	2014	1.05	1.05	0.20	0.40	0.30	3.00	Early Warning
	2013	1.40	0.35	0.20	0.40	0.30	2.65	Early Warning
United Twp HSD 30	2014	1.40	1.05	0.40	0.40	0.40	3.65	Recognition
	2013	1.40	1.40	0.40	0.40	0.40	4.00	Recognition
Unity Point CCSD 140	2014	1.40	1.05	0.30	0.40	0.30	3.45	Review
	2013	1.40	1.05	0.30	0.40	0.30	3.45	Review
Urbana SD 116	2014	1.05	1.40	0.20	0.40	0.20	3.25	Review
	2013	1.05	0.70	0.30	0.40	0.20	2.65	Early Warning
V I T CUSD 2	2014	1.40	1.05	0.40	0.40	0.40	3.65	Recognition
	2013	1.40	1.05	0.40	0.40	0.40	3.65	Recognition
Valley View CUSD 365U	2014	1.40	1.05	0.30	0.40	0.10	3.25	Review

*(FBRR - Fund Balance/Revenue Ratio - Weighting of 35%, EXRV - Expenditures/Revenue Ratio - Weighting of 35%, DCOH - Days Cash on Hand - Weighting of 10%, STB - Short-Term Borrowing - Weighting of 10%, and LTD - Long-Term Debt -Weighting of 10%)*

*Note: Because Whiteside School District 115 did not submit an FY14 AFR, they are in the Financial Watch Category.*

<u>District Name</u>	<u>Data Year</u>	<u>FBRR</u>	<u>ERR</u>	<u>DCOH</u>	<u>STB</u>	<u>LTD</u>	<u>Total Score</u>	<u>Designation</u>
Valley View CUSD 365U	2013	1.40	1.05	0.30	0.40	0.10	3.25	Review
Valmeyer CUSD 3	2014	1.40	1.05	0.30	0.40	0.40	3.55	Recognition
	2013	1.40	1.05	0.40	0.40	0.40	3.65	Recognition
Vandalia CUSD 203	2014	1.40	1.40	0.30	0.40	0.20	3.70	Recognition
	2013	1.40	1.05	0.30	0.40	0.10	3.25	Review
Venice CUSD 3	2014	1.40	1.05	0.40	0.40	0.40	3.65	Recognition
	2013	1.40	1.05	0.40	0.40	0.40	3.65	Recognition
Vienna HSD 133	2014	1.05	1.05	0.20	0.40	0.30	3.00	Early Warning
	2013	1.40	1.05	0.20	0.40	0.30	3.35	Review
Vienna SD 55	2014	1.05	0.70	0.20	0.40	0.10	2.45	Watch
	2013	1.40	0.70	0.20	0.40	0.10	2.80	Early Warning
Villa Grove CUSD 302	2014	1.40	1.05	0.30	0.40	0.40	3.55	Recognition
	2013	1.40	1.05	0.30	0.40	0.40	3.55	Recognition
Virginia CUSD 64	2014	1.05	1.05	0.20	0.40	0.10	2.80	Early Warning
	2013	1.05	1.05	0.20	0.40	0.10	2.80	Early Warning
W Harvey-Dixmoor PSD 147	2014	1.40	1.05	0.40	0.40	0.10	3.35	Review
	2013	1.40	1.05	0.40	0.40	0.10	3.35	Review
Wabash CUSD 348	2014	1.05	0.70	0.20	0.40	0.40	2.75	Early Warning
	2013	0.70	0.70	0.20	0.40	0.40	2.40	Watch
Wallace CCSD 195	2014	1.40	1.40	0.40	0.40	0.20	3.80	Recognition
	2013	1.40	1.05	0.40	0.40	0.10	3.35	Review
Waltham CCSD 185	2014	1.40	1.05	0.40	0.40	0.40	3.65	Recognition
	2013	1.40	1.40	0.40	0.40	0.40	4.00	Recognition
Waltonville CUSD 1	2014	1.40	1.40	0.40	0.40	0.40	4.00	Recognition
	2013	1.40	1.05	0.30	0.40	0.40	3.55	Recognition
Warren CUSD 205	2014	1.40	1.40	0.40	0.40	0.30	3.90	Recognition
	2013	1.40	1.05	0.40	0.40	0.30	3.55	Recognition
Warren Twp HSD 121	2014	1.40	1.05	0.30	0.40	0.20	3.35	Review
	2013	1.40	1.05	0.40	0.40	0.20	3.45	Review
Warrensburg-Latham CUSD 11	2014	1.40	1.05	0.30	0.40	0.20	3.35	Review

*(FBRR - Fund Balance/Revenue Ratio - Weighting of 35%, EXRV - Expenditures/Revenue Ratio - Weighting of 35%, DCOH - Days Cash on Hand - Weighting of 10%, STB - Short-Term Borrowing - Weighting of 10%, and LTD - Long-Term Debt -Weighting of 10%)*

*Note: Because Whiteside School District 115 did not submit an FY14 AFR, they are in the Financial Watch Category.*

<u>District Name</u>	<u>Data Year</u>	<u>FBRR</u>	<u>ERR</u>	<u>DCOH</u>	<u>STB</u>	<u>LTD</u>	<u>Total Score</u>	<u>Designation</u>
Warrensburg-Latham CUSD 11	2013	1.40	1.05	0.30	0.40	0.20	3.35	Review
Warsaw CUSD 316	2014	1.05	0.70	0.20	0.40	0.30	2.65	Early Warning
	2013	1.05	0.35	0.20	0.40	0.30	2.30	Watch
Washington CHSD 308	2014	1.40	1.05	0.40	0.40	0.20	3.45	Review
	2013	1.40	1.05	0.40	0.40	0.30	3.55	Recognition
Washington SD 52	2014	1.40	1.05	0.40	0.40	0.30	3.55	Recognition
	2013	1.40	1.05	0.40	0.40	0.30	3.55	Recognition
Waterloo CUSD 5	2014	1.40	1.40	0.40	0.40	0.10	3.70	Recognition
	2013	1.40	1.05	0.30	0.40	0.10	3.25	Review
Wauconda CUSD 118	2014	1.40	1.40	0.30	0.40	0.10	3.60	Recognition
	2013	1.40	1.40	0.30	0.40	0.10	3.60	Recognition
Waukegan CUSD 60	2014	1.05	1.40	0.20	0.40	0.20	3.25	Review
	2013	1.05	1.40	0.20	0.40	0.20	3.25	Review
Waverly CUSD 6	2014	1.40	1.40	0.40	0.40	0.40	4.00	Recognition
	2013	1.40	1.05	0.40	0.40	0.40	3.65	Recognition
Wayne City CUSD 100	2014	1.05	1.05	0.20	0.40	0.10	2.80	Early Warning
	2013	1.05	1.05	0.20	0.40	0.40	3.10	Review
Webber Twp HSD 204	2014	0.70	0.35	0.10	0.40	0.40	1.95	Watch
	2013	1.40	0.35	0.30	0.40	0.40	2.85	Early Warning
Wesclin CUSD 3	2014	1.40	1.05	0.30	0.40	0.20	3.35	Review
	2013	1.40	1.05	0.40	0.40	0.20	3.45	Review
West Carroll CUSD 314	2014	1.40	1.05	0.30	0.40	0.10	3.25	Review
	2013	1.40	1.05	0.30	0.40	0.10	3.25	Review
West Central CUSD 235	2014	1.40	1.40	0.40	0.40	0.40	4.00	Recognition
	2013	1.40	1.05	0.40	0.40	0.40	3.65	Recognition
West Chicago ESD 33	2014	1.40	1.40	0.40	0.40	0.10	3.70	Recognition
	2013	1.40	1.40	0.30	0.40	0.10	3.60	Recognition
West Lincoln-Broadwell ESD 92	2014	1.40	1.05	0.40	0.40	0.30	3.55	Recognition
	2013	1.40	1.05	0.40	0.40	0.30	3.55	Recognition
West Northfield SD 31	2014	1.40	1.40	0.40	0.40	0.40	4.00	Recognition

*(FBRR - Fund Balance/Revenue Ratio - Weighting of 35%, EXRV - Expenditures/Revenue Ratio - Weighting of 35%, DCOH - Days Cash on Hand - Weighting of 10%, STB - Short-Term Borrowing - Weighting of 10%, and LTD - Long-Term Debt -Weighting of 10%)*

*Note: Because Whiteside School District 115 did not submit an FY14 AFR, they are in the Financial Watch Category.*

<u>District Name</u>	<u>Data Year</u>	<u>FBRR</u>	<u>ERR</u>	<u>DCOH</u>	<u>STB</u>	<u>LTD</u>	<u>Total Score</u>	<u>Designation</u>
West Northfield SD 31	2013	1.40	1.40	0.40	0.40	0.40	4.00	Recognition
West Prairie CUSD 103	2014	1.40	1.05	0.40	0.40	0.40	3.65	Recognition
	2013	1.40	1.05	0.40	0.40	0.40	3.65	Recognition
West Richland CUSD 2	2014	1.40	1.05	0.30	0.40	0.40	3.55	Recognition
	2013	1.40	1.05	0.30	0.40	0.40	3.55	Recognition
West Washington Co CUD 10	2014	1.40	1.40	0.40	0.40	0.10	3.70	Recognition
	2013	1.40	1.40	0.40	0.40	0.10	3.70	Recognition
Westchester SD 92-5	2014	1.40	1.05	0.40	0.40	0.30	3.55	Recognition
	2013	1.40	1.05	0.40	0.40	0.30	3.55	Recognition
Western CUSD 12	2014	1.05	1.05	0.20	0.40	0.30	3.00	Early Warning
	2013	1.05	1.05	0.20	0.40	0.30	3.00	Early Warning
Western Springs SD 101	2014	1.40	1.05	0.40	0.40	0.20	3.45	Review
	2013	1.40	1.40	0.40	0.40	0.30	3.90	Recognition
Westville CUSD 2	2014	1.40	1.05	0.40	0.40	0.30	3.55	Recognition
	2013	1.40	1.05	0.40	0.40	0.30	3.55	Recognition
Wethersfield CUSD 230	2014	1.40	1.05	0.40	0.40	0.30	3.55	Recognition
	2013	1.40	1.05	0.40	0.40	0.30	3.55	Recognition
Wheeling CCSD 21	2014	1.05	1.05	0.30	0.40	0.30	3.10	Review
	2013	1.40	1.40	0.30	0.40	0.30	3.80	Recognition
Whiteside SD 115	2014	0.00	0.00	0.00	0.00	0.00	0.00	
	2013	1.05	1.05	0.20	0.40	0.40	3.10	Review
Will County SD 92	2014	1.40	1.40	0.40	0.40	0.40	4.00	Recognition
	2013	1.40	1.40	0.40	0.40	0.40	4.00	Recognition
Williamsfield CUSD 210	2014	1.40	1.40	0.40	0.40	0.40	4.00	Recognition
	2013	1.40	1.40	0.40	0.40	0.40	4.00	Recognition
Williamsville CUSD 15	2014	1.40	1.05	0.30	0.40	0.40	3.55	Recognition
	2013	1.40	1.05	0.30	0.40	0.40	3.55	Recognition
Willow Grove SD 46	2014	1.40	1.40	0.30	0.40	0.30	3.80	Recognition
	2013	1.40	1.05	0.30	0.40	0.30	3.45	Review
Willow Springs SD 108	2014	1.40	1.40	0.40	0.40	0.10	3.70	Recognition

*(FBRR - Fund Balance/Revenue Ratio - Weighting of 35%, EXRV - Expenditures/Revenue Ratio - Weighting of 35%, DCOH - Days Cash on Hand - Weighting of 10%, STB - Short-Term Borrowing - Weighting of 10%, and LTD - Long-Term Debt -Weighting of 10%)*

*Note: Because Whiteside School District 115 did not submit an FY14 AFR, they are in the Financial Watch Category.*

<u>District Name</u>	<u>Data Year</u>	<u>FBRR</u>	<u>ERR</u>	<u>DCOH</u>	<u>STB</u>	<u>LTD</u>	<u>Total Score</u>	<u>Designation</u>
Willow Springs SD 108	2013	1.40	1.40	0.40	0.40	0.10	3.70	Recognition
Wilmette SD 39	2014	1.40	1.40	0.40	0.40	0.40	4.00	Recognition
	2013	1.40	1.40	0.40	0.40	0.40	4.00	Recognition
Wilmington CUSD 209U	2014	1.40	1.05	0.40	0.40	0.10	3.35	Review
	2013	1.40	1.40	0.40	0.40	0.10	3.70	Recognition
Winchester CUSD 1	2014	1.40	0.70	0.30	0.40	0.40	3.20	Review
	2013	1.40	1.05	0.30	0.40	0.40	3.55	Recognition
Windsor CUSD 1	2014	1.40	1.05	0.40	0.40	0.40	3.65	Recognition
	2013	1.40	1.05	0.40	0.40	0.40	3.65	Recognition
Winfield SD 34	2014	1.40	1.40	0.40	0.40	0.30	3.90	Recognition
	2013	1.40	1.40	0.40	0.40	0.30	3.90	Recognition
Winnebago CUSD 323	2014	1.40	1.05	0.30	0.40	0.40	3.55	Recognition
	2013	1.40	1.05	0.30	0.40	0.30	3.45	Review
Winnetka SD 36	2014	1.40	1.40	0.40	0.40	0.20	3.80	Recognition
	2013	1.40	1.40	0.40	0.40	0.20	3.80	Recognition
Winthrop Harbor SD 1	2014	1.40	1.40	0.40	0.40	0.30	3.90	Recognition
	2013	1.40	1.40	0.30	0.40	0.30	3.80	Recognition
Wolf Branch SD 113	2014	1.40	1.05	0.30	0.40	0.30	3.45	Review
	2013	1.40	1.40	0.30	0.40	0.20	3.70	Recognition
Wood Dale SD 7	2014	1.40	1.05	0.40	0.40	0.40	3.65	Recognition
	2013	1.40	1.05	0.40	0.40	0.40	3.65	Recognition
Wood River-Hartford ESD 15	2014	1.40	1.40	0.40	0.40	0.30	3.90	Recognition
	2013	1.40	1.40	0.40	0.40	0.30	3.90	Recognition
Woodland CCSD 50	2014	1.40	1.40	0.30	0.40	0.20	3.70	Recognition
	2013	1.40	1.40	0.30	0.40	0.20	3.70	Recognition
Woodland CUSD 5	2014	1.40	0.70	0.30	0.40	0.40	3.20	Review
	2013	1.40	1.40	0.40	0.40	0.40	4.00	Recognition
Woodlawn CCSD 4	2014	0.35	0.70	0.10	0.40	0.40	1.95	Watch
	2013	0.70	0.70	0.10	0.40	0.40	2.30	Watch
Woodlawn CHSD 205	2014	1.05	1.40	0.20	0.40	0.30	3.35	Review

*(FBRR - Fund Balance/Revenue Ratio - Weighting of 35%, EXRV - Expenditures/Revenue Ratio - Weighting of 35%, DCOH - Days Cash on Hand - Weighting of 10%, STB - Short-Term Borrowing - Weighting of 10%, and LTD - Long-Term Debt -Weighting of 10%)*

*Note: Because Whiteside School District 115 did not submit an FY14 AFR, they are in the Financial Watch Category.*



<u>District Name</u>	<u>Data Year</u>	<u>FBRR</u>	<u>ERR</u>	<u>DCOH</u>	<u>STB</u>	<u>LTD</u>	<u>Total Score</u>	<u>Designation</u>
Woodlawn CHSD 205	2013	1.05	1.05	0.20	0.40	0.30	3.00	Early Warning
Woodridge SD 68	2014	1.40	1.40	0.40	0.40	0.40	4.00	Recognition
	2013	1.40	1.40	0.40	0.40	0.40	4.00	Recognition
Woodstock CUSD 200	2014	1.40	1.40	0.40	0.40	0.10	3.70	Recognition
	2013	1.40	1.40	0.40	0.40	0.10	3.70	Recognition
Worth SD 127	2014	1.40	1.40	0.40	0.40	0.20	3.80	Recognition
	2013	1.40	1.40	0.40	0.40	0.20	3.80	Recognition
Yorkville CUSD 115	2014	1.40	1.40	0.40	0.40	0.10	3.70	Recognition
	2013	1.40	1.40	0.40	0.40	0.10	3.70	Recognition
Zeigler-Royalton CUSD 188	2014	1.05	1.05	0.20	0.40	0.30	3.00	Early Warning
	2013	1.05	1.05	0.20	0.40	0.30	3.00	Early Warning
Zion ESD 6	2014	1.40	1.40	0.30	0.40	0.10	3.60	Recognition
	2013	1.40	1.40	0.30	0.40	0.10	3.60	Recognition
Zion-Benton Twp HSD 126	2014	1.40	1.40	0.40	0.40	0.30	3.90	Recognition
	2013	1.40	1.40	0.40	0.40	0.30	3.90	Recognition

*(FBRR - Fund Balance/Revenue Ratio - Weighting of 35%, EXRV - Expenditures/Revenue Ratio - Weighting of 35%, DCOH - Days Cash on Hand - Weighting of 10%, STB - Short-Term Borrowing - Weighting of 10%, and LTD - Long-Term Debt -Weighting of 10%)*

*Note: Because Whiteside School District 115 did not submit an FY14 AFR, they are in the Financial Watch Category.*

## **2015 Financial Profile (Based upon 2014 Annual Financial Data)**

### **Financial Profile Scores (Adjusted) – by Descending Score Order**

**(Scores were adjusted for delayed payment of Mandated Categoricals)**

# Financial Profile Scores (Adjusted) - by Descending Score Order

**TOTALS: Recognition = 553 Review = 199 Early Warning = 70 Watch = 38 (860 districts)**

<u>District Name</u>	<u>Data Year</u>	<u>FBRR</u>	<u>ERR</u>	<u>DCOH</u>	<u>STB</u>	<u>LTD</u>	<u>Total Score</u>	<u>Designation</u>
Abingdon-Avon CUSD 276	2014	1.40	1.40	0.40	0.40	0.40	4.00	Recognition
Adlai E Stevenson HSD 125	2014	1.40	1.40	0.40	0.40	0.40	4.00	Recognition
	2013	1.40	1.40	0.40	0.40	0.40	4.00	Recognition
Akin CCSD 91	2013	1.40	1.40	0.40	0.40	0.40	4.00	Recognition
	2014	1.40	1.40	0.40	0.40	0.40	4.00	Recognition
Albers SD 63	2014	1.40	1.40	0.40	0.40	0.40	4.00	Recognition
Alden Hebron SD 19	2014	1.40	1.40	0.40	0.40	0.40	4.00	Recognition
Allen-Otter Creek CCSD 65	2014	1.40	1.40	0.40	0.40	0.40	4.00	Recognition
	2013	1.40	1.40	0.40	0.40	0.40	4.00	Recognition
Alsip-Hazlgrn-Oaklwn SD 126	2014	1.40	1.40	0.40	0.40	0.40	4.00	Recognition
	2013	1.40	1.40	0.40	0.40	0.40	4.00	Recognition
Amboy CUSD 272	2014	1.40	1.40	0.40	0.40	0.40	4.00	Recognition
	2013	1.40	1.40	0.40	0.40	0.40	4.00	Recognition
Aptakisic-Tripp CCSD 102	2013	1.40	1.40	0.40	0.40	0.40	4.00	Recognition
	2014	1.40	1.40	0.40	0.40	0.40	4.00	Recognition
Arcola CUSD 306	2014	1.40	1.40	0.40	0.40	0.40	4.00	Recognition
Arlington Heights SD 25	2014	1.40	1.40	0.40	0.40	0.40	4.00	Recognition
	2013	1.40	1.40	0.40	0.40	0.40	4.00	Recognition

*(FBRR - Fund Balance/Revenue Ratio - Weighting of 35%, EXRV - Expenditures/Revenue Ratio have a Weighting of 35%, DCOH - Days Cash on Hand - Weighting of 10%, STB - Short-Term Debt - Weighting of 10%, and LTD - Long-Term Debt have a Weighting of 10%)*

*Because Whiteside School District 115 did not submit an FY14 AFR, they are in the Financial Watch category.*

<b><u>District Name</u></b>	<b><u>Data Year</u></b>	<b><u>FBRR</u></b>	<b><u>ERR</u></b>	<b><u>DCOH</u></b>	<b><u>STB</u></b>	<b><u>LTD</u></b>	<b><u>Total Score</u></b>	<b><u>Designation</u></b>
Auburn CUSD 10	2014	1.40	1.40	0.40	0.40	0.40	4.00	Recognition
	2013	1.40	1.40	0.40	0.40	0.40	4.00	Recognition
Avoca SD 37	2014	1.40	1.40	0.40	0.40	0.40	4.00	Recognition
	2013	1.40	1.40	0.40	0.40	0.40	4.00	Recognition
Bannockburn SD 106	2013	1.40	1.40	0.40	0.40	0.40	4.00	Recognition
	2014	1.40	1.40	0.40	0.40	0.40	4.00	Recognition
Berwyn North SD 98	2013	1.40	1.40	0.40	0.40	0.40	4.00	Recognition
	2014	1.40	1.40	0.40	0.40	0.40	4.00	Recognition
Bloomingdale SD 13	2014	1.40	1.40	0.40	0.40	0.40	4.00	Recognition
	2013	1.40	1.40	0.40	0.40	0.40	4.00	Recognition
Burbank SD 111	2014	1.40	1.40	0.40	0.40	0.40	4.00	Recognition
Butler SD 53	2014	1.40	1.40	0.40	0.40	0.40	4.00	Recognition
	2013	1.40	1.40	0.40	0.40	0.40	4.00	Recognition
Carlinville CUSD 1	2014	1.40	1.40	0.40	0.40	0.40	4.00	Recognition
Carlyle CUSD 1	2013	1.40	1.40	0.40	0.40	0.40	4.00	Recognition
Carthage ESD 317	2013	1.40	1.40	0.40	0.40	0.40	4.00	Recognition
CCSD 180	2013	1.40	1.40	0.40	0.40	0.40	4.00	Recognition
	2014	1.40	1.40	0.40	0.40	0.40	4.00	Recognition
Center Cass SD 66	2013	1.40	1.40	0.40	0.40	0.40	4.00	Recognition
	2014	1.40	1.40	0.40	0.40	0.40	4.00	Recognition
Central CHSD 71	2013	1.40	1.40	0.40	0.40	0.40	4.00	Recognition

*(FBRR - Fund Balance/Revenue Ratio - Weighting of 35%, EXRV - Expenditures/Revenue Ratio have a Weighting of 35%, DCOH - Days Cash on Hand - Weighting of 10%, STB - Short-Term Debt - Weighting of 10%, and LTD - Long-Term Debt have a Weighting of 10%)*

*Because Whiteside School District 115 did not submit an FY14 AFR, they are in the Financial Watch category.*

<b><u>District Name</u></b>	<b><u>Data Year</u></b>	<b><u>FBRR</u></b>	<b><u>ERR</u></b>	<b><u>DCOH</u></b>	<b><u>STB</u></b>	<b><u>LTD</u></b>	<b><u>Total Score</u></b>	<b><u>Designation</u></b>
Central Stickney SD 110	2014	1.40	1.40	0.40	0.40	0.40	4.00	Recognition
	2013	1.40	1.40	0.40	0.40	0.40	4.00	Recognition
Chadwick-Milledgeville CUSD 399	2013	1.40	1.40	0.40	0.40	0.40	4.00	Recognition
Channahon SD 17	2014	1.40	1.40	0.40	0.40	0.40	4.00	Recognition
	2013	1.40	1.40	0.40	0.40	0.40	4.00	Recognition
CHSD 117	2014	1.40	1.40	0.40	0.40	0.40	4.00	Recognition
	2013	1.40	1.40	0.40	0.40	0.40	4.00	Recognition
CHSD 128	2013	1.40	1.40	0.40	0.40	0.40	4.00	Recognition
	2014	1.40	1.40	0.40	0.40	0.40	4.00	Recognition
CHSD 94	2014	1.40	1.40	0.40	0.40	0.40	4.00	Recognition
	2013	1.40	1.40	0.40	0.40	0.40	4.00	Recognition
Cissna Park CUSD 6	2013	1.40	1.40	0.40	0.40	0.40	4.00	Recognition
	2014	1.40	1.40	0.40	0.40	0.40	4.00	Recognition
Comm Cons SD 59	2013	1.40	1.40	0.40	0.40	0.40	4.00	Recognition
Cons HSD 230	2013	1.40	1.40	0.40	0.40	0.40	4.00	Recognition
Creston CCSD 161	2014	1.40	1.40	0.40	0.40	0.40	4.00	Recognition
	2013	1.40	1.40	0.40	0.40	0.40	4.00	Recognition
Creve Coeur SD 76	2013	1.40	1.40	0.40	0.40	0.40	4.00	Recognition
CUSD 201	2014	1.40	1.40	0.40	0.40	0.40	4.00	Recognition
	2013	1.40	1.40	0.40	0.40	0.40	4.00	Recognition
Darien SD 61	2014	1.40	1.40	0.40	0.40	0.40	4.00	Recognition

***(FBRR - Fund Balance/Revenue Ratio - Weighting of 35%, EXRV - Expenditures/Revenue Ratio have a Weighting of 35%, DCOH - Days Cash on Hand - Weighting of 10%, STB - Short-Term Debt - Weighting of 10%, and LTD - Long-Term Debt have a Weighting of 10%)***

***Because Whiteside School District 115 did not submit an FY14 AFR, they are in the Financial Watch category.***

<b><u>District Name</u></b>	<b><u>Data Year</u></b>	<b><u>FBRR</u></b>	<b><u>ERR</u></b>	<b><u>DCOH</u></b>	<b><u>STB</u></b>	<b><u>LTD</u></b>	<b><u>Total Score</u></b>	<b><u>Designation</u></b>
Deerfield SD 109	2013	1.40	1.40	0.40	0.40	0.40	4.00	Recognition
	2014	1.40	1.40	0.40	0.40	0.40	4.00	Recognition
Delavan CUSD 703	2014	1.40	1.40	0.40	0.40	0.40	4.00	Recognition
Diamond Lake SD 76	2013	1.40	1.40	0.40	0.40	0.40	4.00	Recognition
	2014	1.40	1.40	0.40	0.40	0.40	4.00	Recognition
District 50 Schools	2014	1.40	1.40	0.40	0.40	0.40	4.00	Recognition
Donovan CUSD 3	2013	1.40	1.40	0.40	0.40	0.40	4.00	Recognition
Durand CUSD 322	2014	1.40	1.40	0.40	0.40	0.40	4.00	Recognition
Dwight Twp HSD 230	2014	1.40	1.40	0.40	0.40	0.40	4.00	Recognition
East Coloma - Nelson CESD 20	2014	1.40	1.40	0.40	0.40	0.40	4.00	Recognition
East Maine SD 63	2013	1.40	1.40	0.40	0.40	0.40	4.00	Recognition
	2014	1.40	1.40	0.40	0.40	0.40	4.00	Recognition
Edinburg CUSD 4	2014	1.40	1.40	0.40	0.40	0.40	4.00	Recognition
	2013	1.40	1.40	0.40	0.40	0.40	4.00	Recognition
Egyptian CUSD 5	2014	1.40	1.40	0.40	0.40	0.40	4.00	Recognition
Elwood CCSD 203	2013	1.40	1.40	0.40	0.40	0.40	4.00	Recognition
Erie CUSD 1	2013	1.40	1.40	0.40	0.40	0.40	4.00	Recognition
	2014	1.40	1.40	0.40	0.40	0.40	4.00	Recognition
Eswood CCSD 269	2014	1.40	1.40	0.40	0.40	0.40	4.00	Recognition
	2013	1.40	1.40	0.40	0.40	0.40	4.00	Recognition

*(FBRR - Fund Balance/Revenue Ratio - Weighting of 35%, EXRV - Expenditures/Revenue Ratio have a Weighting of 35%, DCOH - Days Cash on Hand - Weighting of 10%, STB - Short-Term Debt - Weighting of 10%, and LTD - Long-Term Debt have a Weighting of 10%)*

*Because Whiteside School District 115 did not submit an FY14 AFR, they are in the Financial Watch category.*

<b><u>District Name</u></b>	<b><u>Data Year</u></b>	<b><u>FBRR</u></b>	<b><u>ERR</u></b>	<b><u>DCOH</u></b>	<b><u>STB</u></b>	<b><u>LTD</u></b>	<b><u>Total Score</u></b>	<b><u>Designation</u></b>
Evergreen Park CHSD 231	2014	1.40	1.40	0.40	0.40	0.40	4.00	Recognition
	2013	1.40	1.40	0.40	0.40	0.40	4.00	Recognition
Fairview SD 72	2014	1.40	1.40	0.40	0.40	0.40	4.00	Recognition
	2013	1.40	1.40	0.40	0.40	0.40	4.00	Recognition
Fenton CHSD 100	2014	1.40	1.40	0.40	0.40	0.40	4.00	Recognition
	2013	1.40	1.40	0.40	0.40	0.40	4.00	Recognition
Flora CUSD 35	2013	1.40	1.40	0.40	0.40	0.40	4.00	Recognition
Forest Park SD 91	2013	1.40	1.40	0.40	0.40	0.40	4.00	Recognition
Freeburg CCSD 70	2013	1.40	1.40	0.40	0.40	0.40	4.00	Recognition
Galatia CUSD 1	2014	1.40	1.40	0.40	0.40	0.40	4.00	Recognition
Galva CUSD 224	2014	1.40	1.40	0.40	0.40	0.40	4.00	Recognition
Gardner S Wilmington Twp HSD 73	2013	1.40	1.40	0.40	0.40	0.40	4.00	Recognition
Geff CCSD 14	2014	1.40	1.40	0.40	0.40	0.40	4.00	Recognition
	2013	1.40	1.40	0.40	0.40	0.40	4.00	Recognition
Germantown SD 60	2013	1.40	1.40	0.40	0.40	0.40	4.00	Recognition
	2014	1.40	1.40	0.40	0.40	0.40	4.00	Recognition
Glen Ellyn SD 41	2013	1.40	1.40	0.40	0.40	0.40	4.00	Recognition
Glenbard Twp HSD 87	2014	1.40	1.40	0.40	0.40	0.40	4.00	Recognition
	2013	1.40	1.40	0.40	0.40	0.40	4.00	Recognition
Glenview CCSD 34	2013	1.40	1.40	0.40	0.40	0.40	4.00	Recognition

***(FBRR - Fund Balance/Revenue Ratio - Weighting of 35%, EXRV - Expenditures/Revenue Ratio have a Weighting of 35%, DCOH - Days Cash on Hand - Weighting of 10%, STB - Short-Term Debt - Weighting of 10%, and LTD - Long-Term Debt have a Weighting of 10%)***

***Because Whiteside School District 115 did not submit an FY14 AFR, they are in the Financial Watch category.***

<b><u>District Name</u></b>	<b><u>Data Year</u></b>	<b><u>FBRR</u></b>	<b><u>ERR</u></b>	<b><u>DCOH</u></b>	<b><u>STB</u></b>	<b><u>LTD</u></b>	<b><u>Total Score</u></b>	<b><u>Designation</u></b>
Gower SD 62	2014	1.40	1.40	0.40	0.40	0.40	4.00	Recognition
Grass Lake SD 36	2014	1.40	1.40	0.40	0.40	0.40	4.00	Recognition
	2013	1.40	1.40	0.40	0.40	0.40	4.00	Recognition
Greenview CUSD 200	2014	1.40	1.40	0.40	0.40	0.40	4.00	Recognition
Hampton SD 29	2014	1.40	1.40	0.40	0.40	0.40	4.00	Recognition
	2013	1.40	1.40	0.40	0.40	0.40	4.00	Recognition
Hillside SD 93	2013	1.40	1.40	0.40	0.40	0.40	4.00	Recognition
	2014	1.40	1.40	0.40	0.40	0.40	4.00	Recognition
Hinsdale Twp HSD 86	2013	1.40	1.40	0.40	0.40	0.40	4.00	Recognition
	2014	1.40	1.40	0.40	0.40	0.40	4.00	Recognition
Hoyleton Cons SD 29	2013	1.40	1.40	0.40	0.40	0.40	4.00	Recognition
Illini West H S Dist 307	2014	1.40	1.40	0.40	0.40	0.40	4.00	Recognition
Indian Creek CUSD 425	2014	1.40	1.40	0.40	0.40	0.40	4.00	Recognition
Iroquois County CUSD 9	2014	1.40	1.40	0.40	0.40	0.40	4.00	Recognition
Jacksonville SD 117	2014	1.40	1.40	0.40	0.40	0.40	4.00	Recognition
Joppa-Maple Grove UD 38	2013	1.40	1.40	0.40	0.40	0.40	4.00	Recognition
	2014	1.40	1.40	0.40	0.40	0.40	4.00	Recognition
Keeneyville SD 20	2013	1.40	1.40	0.40	0.40	0.40	4.00	Recognition
	2014	1.40	1.40	0.40	0.40	0.40	4.00	Recognition
Kewanee CUSD 229	2013	1.40	1.40	0.40	0.40	0.40	4.00	Recognition

*(FBRR - Fund Balance/Revenue Ratio - Weighting of 35%, EXRV - Expenditures/Revenue Ratio have a Weighting of 35%, DCOH - Days Cash on Hand - Weighting of 10%, STB - Short-Term Debt - Weighting of 10%, and LTD - Long-Term Debt have a Weighting of 10%)*

*Because Whiteside School District 115 did not submit an FY14 AFR, they are in the Financial Watch category.*



<b><u>District Name</u></b>	<b><u>Data Year</u></b>	<b><u>FBRR</u></b>	<b><u>ERR</u></b>	<b><u>DCOH</u></b>	<b><u>STB</u></b>	<b><u>LTD</u></b>	<b><u>Total Score</u></b>	<b><u>Designation</u></b>
Kildeer Countryside CCSD 96	2014	1.40	1.40	0.40	0.40	0.40	4.00	Recognition
	2013	1.40	1.40	0.40	0.40	0.40	4.00	Recognition
Kirby SD 140	2013	1.40	1.40	0.40	0.40	0.40	4.00	Recognition
La Moille CUSD 303	2013	1.40	1.40	0.40	0.40	0.40	4.00	Recognition
LaGrange Highlands SD 106	2014	1.40	1.40	0.40	0.40	0.40	4.00	Recognition
Lake Zurich CUSD 95	2013	1.40	1.40	0.40	0.40	0.40	4.00	Recognition
	2014	1.40	1.40	0.40	0.40	0.40	4.00	Recognition
Laraway CCSD 70C	2013	1.40	1.40	0.40	0.40	0.40	4.00	Recognition
	2014	1.40	1.40	0.40	0.40	0.40	4.00	Recognition
Lena Winslow CUSD 202	2014	1.40	1.40	0.40	0.40	0.40	4.00	Recognition
Leyden CHSD 212	2014	1.40	1.40	0.40	0.40	0.40	4.00	Recognition
	2013	1.40	1.40	0.40	0.40	0.40	4.00	Recognition
Libertyville SD 70	2014	1.40	1.40	0.40	0.40	0.40	4.00	Recognition
Lincolnshire-Prairieview SD 103	2013	1.40	1.40	0.40	0.40	0.40	4.00	Recognition
	2014	1.40	1.40	0.40	0.40	0.40	4.00	Recognition
Lincolnwood SD 74	2013	1.40	1.40	0.40	0.40	0.40	4.00	Recognition
	2014	1.40	1.40	0.40	0.40	0.40	4.00	Recognition
Lisbon CCSD 90	2013	1.40	1.40	0.40	0.40	0.40	4.00	Recognition
Lisle CUSD 202	2014	1.40	1.40	0.40	0.40	0.40	4.00	Recognition
	2013	1.40	1.40	0.40	0.40	0.40	4.00	Recognition

*(FBRR - Fund Balance/Revenue Ratio - Weighting of 35%, EXRV - Expenditures/Revenue Ratio have a Weighting of 35%, DCOH - Days Cash on Hand - Weighting of 10%, STB - Short-Term Debt - Weighting of 10%, and LTD - Long-Term Debt have a Weighting of 10%)*

*Because Whiteside School District 115 did not submit an FY14 AFR, they are in the Financial Watch category.*

<b><u>District Name</u></b>	<b><u>Data Year</u></b>	<b><u>FBRR</u></b>	<b><u>ERR</u></b>	<b><u>DCOH</u></b>	<b><u>STB</u></b>	<b><u>LTD</u></b>	<b><u>Total Score</u></b>	<b><u>Designation</u></b>
Lockport Twp HSD 205	2013	1.40	1.40	0.40	0.40	0.40	4.00	Recognition
	2014	1.40	1.40	0.40	0.40	0.40	4.00	Recognition
Lombard SD 44	2014	1.40	1.40	0.40	0.40	0.40	4.00	Recognition
	2013	1.40	1.40	0.40	0.40	0.40	4.00	Recognition
Lostant CUSD 425	2014	1.40	1.40	0.40	0.40	0.40	4.00	Recognition
Ludlow CCSD 142	2014	1.40	1.40	0.40	0.40	0.40	4.00	Recognition
Lyons Twp HSD 204	2014	1.40	1.40	0.40	0.40	0.40	4.00	Recognition
	2013	1.40	1.40	0.40	0.40	0.40	4.00	Recognition
Macomb CUSD 185	2014	1.40	1.40	0.40	0.40	0.40	4.00	Recognition
	2013	1.40	1.40	0.40	0.40	0.40	4.00	Recognition
Maine Township HSD 207	2013	1.40	1.40	0.40	0.40	0.40	4.00	Recognition
	2014	1.40	1.40	0.40	0.40	0.40	4.00	Recognition
Marengo-Union E Cons D 165	2014	1.40	1.40	0.40	0.40	0.40	4.00	Recognition
Midland CUSD 7	2014	1.40	1.40	0.40	0.40	0.40	4.00	Recognition
	2013	1.40	1.40	0.40	0.40	0.40	4.00	Recognition
Milford Twp HSD 233	2014	1.40	1.40	0.40	0.40	0.40	4.00	Recognition
Mokena SD 159	2013	1.40	1.40	0.40	0.40	0.40	4.00	Recognition
Moline USD 40	2013	1.40	1.40	0.40	0.40	0.40	4.00	Recognition
Monroe SD 70	2014	1.40	1.40	0.40	0.40	0.40	4.00	Recognition
Morton CUSD 709	2013	1.40	1.40	0.40	0.40	0.40	4.00	Recognition

***(FBRR - Fund Balance/Revenue Ratio - Weighting of 35%, EXRV - Expenditures/Revenue Ratio have a Weighting of 35%, DCOH - Days Cash on Hand - Weighting of 10%, STB - Short-Term Debt - Weighting of 10%, and LTD - Long-Term Debt have a Weighting of 10%)***

***Because Whiteside School District 115 did not submit an FY14 AFR, they are in the Financial Watch category.***

<b><u>District Name</u></b>	<b><u>Data Year</u></b>	<b><u>FBRR</u></b>	<b><u>ERR</u></b>	<b><u>DCOH</u></b>	<b><u>STB</u></b>	<b><u>LTD</u></b>	<b><u>Total Score</u></b>	<b><u>Designation</u></b>
Morton Grove SD 70	2013	1.40	1.40	0.40	0.40	0.40	4.00	Recognition
Mount Prospect SD 57	2013	1.40	1.40	0.40	0.40	0.40	4.00	Recognition
	2014	1.40	1.40	0.40	0.40	0.40	4.00	Recognition
Mundelein Cons HSD 120	2013	1.40	1.40	0.40	0.40	0.40	4.00	Recognition
	2014	1.40	1.40	0.40	0.40	0.40	4.00	Recognition
Naperville CUSD 203	2014	1.40	1.40	0.40	0.40	0.40	4.00	Recognition
	2013	1.40	1.40	0.40	0.40	0.40	4.00	Recognition
Nettle Creek CCSD 24C	2014	1.40	1.40	0.40	0.40	0.40	4.00	Recognition
New Holland-Middletown ED 88	2014	1.40	1.40	0.40	0.40	0.40	4.00	Recognition
	2013	1.40	1.40	0.40	0.40	0.40	4.00	Recognition
New Hope CCSD 6	2013	1.40	1.40	0.40	0.40	0.40	4.00	Recognition
New Trier Twp HSD 203	2014	1.40	1.40	0.40	0.40	0.40	4.00	Recognition
	2013	1.40	1.40	0.40	0.40	0.40	4.00	Recognition
Newark CHSD 18	2014	1.40	1.40	0.40	0.40	0.40	4.00	Recognition
	2013	1.40	1.40	0.40	0.40	0.40	4.00	Recognition
Niles ESD 71	2014	1.40	1.40	0.40	0.40	0.40	4.00	Recognition
Nippersink SD 2	2013	1.40	1.40	0.40	0.40	0.40	4.00	Recognition
Nokomis CUSD 22	2014	1.40	1.40	0.40	0.40	0.40	4.00	Recognition
North Clay CUSD 25	2014	1.40	1.40	0.40	0.40	0.40	4.00	Recognition
North Shore SD 112	2013	1.40	1.40	0.40	0.40	0.40	4.00	Recognition

***(FBRR - Fund Balance/Revenue Ratio - Weighting of 35%, EXRV - Expenditures/Revenue Ratio have a Weighting of 35%, DCOH - Days Cash on Hand - Weighting of 10%, STB - Short-Term Debt - Weighting of 10%, and LTD - Long-Term Debt have a Weighting of 10%)***

***Because Whiteside School District 115 did not submit an FY14 AFR, they are in the Financial Watch category.***

<b><u>District Name</u></b>	<b><u>Data Year</u></b>	<b><u>FBRR</u></b>	<b><u>ERR</u></b>	<b><u>DCOH</u></b>	<b><u>STB</u></b>	<b><u>LTD</u></b>	<b><u>Total Score</u></b>	<b><u>Designation</u></b>
North Shore SD 112	2014	1.40	1.40	0.40	0.40	0.40	4.00	Recognition
North Wamac SD 186	2013	1.40	1.40	0.40	0.40	0.40	4.00	Recognition
	2014	1.40	1.40	0.40	0.40	0.40	4.00	Recognition
Northbrook ESD 27	2014	1.40	1.40	0.40	0.40	0.40	4.00	Recognition
	2013	1.40	1.40	0.40	0.40	0.40	4.00	Recognition
Northbrook SD 28	2013	1.40	1.40	0.40	0.40	0.40	4.00	Recognition
	2014	1.40	1.40	0.40	0.40	0.40	4.00	Recognition
Northbrook/Glenview SD 30	2014	1.40	1.40	0.40	0.40	0.40	4.00	Recognition
	2013	1.40	1.40	0.40	0.40	0.40	4.00	Recognition
Northwestern CUSD 2	2013	1.40	1.40	0.40	0.40	0.40	4.00	Recognition
	2014	1.40	1.40	0.40	0.40	0.40	4.00	Recognition
Norwood ESD 63	2014	1.40	1.40	0.40	0.40	0.40	4.00	Recognition
Oak Park - River Forest SD 200	2014	1.40	1.40	0.40	0.40	0.40	4.00	Recognition
	2013	1.40	1.40	0.40	0.40	0.40	4.00	Recognition
Oglesby ESD 125	2013	1.40	1.40	0.40	0.40	0.40	4.00	Recognition
Ohio CCSD 17	2014	1.40	1.40	0.40	0.40	0.40	4.00	Recognition
Ohio CHSD 505	2013	1.40	1.40	0.40	0.40	0.40	4.00	Recognition
	2014	1.40	1.40	0.40	0.40	0.40	4.00	Recognition
Okaw Valley CUSD 302	2013	1.40	1.40	0.40	0.40	0.40	4.00	Recognition
	2014	1.40	1.40	0.40	0.40	0.40	4.00	Recognition
Opdyke-Belle-Rive CCSD 5	2014	1.40	1.40	0.40	0.40	0.40	4.00	Recognition

***(FBRR - Fund Balance/Revenue Ratio - Weighting of 35%, EXRV - Expenditures/Revenue Ratio have a Weighting of 35%, DCOH - Days Cash on Hand - Weighting of 10%, STB - Short-Term Debt - Weighting of 10%, and LTD - Long-Term Debt have a Weighting of 10%)***

***Because Whiteside School District 115 did not submit an FY14 AFR, they are in the Financial Watch category.***

<b><u>District Name</u></b>	<b><u>Data Year</u></b>	<b><u>FBRR</u></b>	<b><u>ERR</u></b>	<b><u>DCOH</u></b>	<b><u>STB</u></b>	<b><u>LTD</u></b>	<b><u>Total Score</u></b>	<b><u>Designation</u></b>
Orland SD 135	2013	1.40	1.40	0.40	0.40	0.40	4.00	Recognition
Palos CCSD 118	2014	1.40	1.40	0.40	0.40	0.40	4.00	Recognition
	2013	1.40	1.40	0.40	0.40	0.40	4.00	Recognition
Palos Heights SD 128	2014	1.40	1.40	0.40	0.40	0.40	4.00	Recognition
	2013	1.40	1.40	0.40	0.40	0.40	4.00	Recognition
Park Ridge CCSD 64	2013	1.40	1.40	0.40	0.40	0.40	4.00	Recognition
	2014	1.40	1.40	0.40	0.40	0.40	4.00	Recognition
Pawnee CUSD 11	2014	1.40	1.40	0.40	0.40	0.40	4.00	Recognition
	2013	1.40	1.40	0.40	0.40	0.40	4.00	Recognition
Paxton-Buckley-Loda CUD 10	2014	1.40	1.40	0.40	0.40	0.40	4.00	Recognition
	2013	1.40	1.40	0.40	0.40	0.40	4.00	Recognition
Pecatonica CUSD 321	2013	1.40	1.40	0.40	0.40	0.40	4.00	Recognition
	2014	1.40	1.40	0.40	0.40	0.40	4.00	Recognition
Pekin CSD 303	2014	1.40	1.40	0.40	0.40	0.40	4.00	Recognition
Pleasant Hill SD 69	2013	1.40	1.40	0.40	0.40	0.40	4.00	Recognition
	2014	1.40	1.40	0.40	0.40	0.40	4.00	Recognition
Pope Co CUD 1	2014	1.40	1.40	0.40	0.40	0.40	4.00	Recognition
Prairieview-Ogden CCSD 197	2014	1.40	1.40	0.40	0.40	0.40	4.00	Recognition
Putnam County CUSD 535	2013	1.40	1.40	0.40	0.40	0.40	4.00	Recognition
Raccoon Cons SD 1	2014	1.40	1.40	0.40	0.40	0.40	4.00	Recognition

***(FBRR - Fund Balance/Revenue Ratio - Weighting of 35%, EXRV - Expenditures/Revenue Ratio have a Weighting of 35%, DCOH - Days Cash on Hand - Weighting of 10%, STB - Short-Term Debt - Weighting of 10%, and LTD - Long-Term Debt have a Weighting of 10%)***

***Because Whiteside School District 115 did not submit an FY14 AFR, they are in the Financial Watch category.***

<b><u>District Name</u></b>	<b><u>Data Year</u></b>	<b><u>FBRR</u></b>	<b><u>ERR</u></b>	<b><u>DCOH</u></b>	<b><u>STB</u></b>	<b><u>LTD</u></b>	<b><u>Total Score</u></b>	<b><u>Designation</u></b>
Red Bud CUSD 132	2014	1.40	1.40	0.40	0.40	0.40	4.00	Recognition
	2013	1.40	1.40	0.40	0.40	0.40	4.00	Recognition
Reed Custer CUSD 255U	2013	1.40	1.40	0.40	0.40	0.40	4.00	Recognition
	2014	1.40	1.40	0.40	0.40	0.40	4.00	Recognition
Ridgeview CUSD 19	2014	1.40	1.40	0.40	0.40	0.40	4.00	Recognition
Riley CCSD 18	2014	1.40	1.40	0.40	0.40	0.40	4.00	Recognition
	2013	1.40	1.40	0.40	0.40	0.40	4.00	Recognition
River Forest SD 90	2014	1.40	1.40	0.40	0.40	0.40	4.00	Recognition
	2013	1.40	1.40	0.40	0.40	0.40	4.00	Recognition
River Ridge CUSD 210	2014	1.40	1.40	0.40	0.40	0.40	4.00	Recognition
Riverview CCSD 2	2014	1.40	1.40	0.40	0.40	0.40	4.00	Recognition
Robein SD 85	2014	1.40	1.40	0.40	0.40	0.40	4.00	Recognition
Rockton SD 140	2013	1.40	1.40	0.40	0.40	0.40	4.00	Recognition
Rondout SD 72	2014	1.40	1.40	0.40	0.40	0.40	4.00	Recognition
	2013	1.40	1.40	0.40	0.40	0.40	4.00	Recognition
Roxana CUSD 1	2014	1.40	1.40	0.40	0.40	0.40	4.00	Recognition
Salem CHSD 600	2014	1.40	1.40	0.40	0.40	0.40	4.00	Recognition
	2013	1.40	1.40	0.40	0.40	0.40	4.00	Recognition
Salem SD 111	2014	1.40	1.40	0.40	0.40	0.40	4.00	Recognition
Saunemin CCSD 438	2014	1.40	1.40	0.40	0.40	0.40	4.00	Recognition

*(FBRR - Fund Balance/Revenue Ratio - Weighting of 35%, EXRV - Expenditures/Revenue Ratio have a Weighting of 35%, DCOH - Days Cash on Hand - Weighting of 10%, STB - Short-Term Debt - Weighting of 10%, and LTD - Long-Term Debt have a Weighting of 10%)*

*Because Whiteside School District 115 did not submit an FY14 AFR, they are in the Financial Watch category.*

<b><u>District Name</u></b>	<b><u>Data Year</u></b>	<b><u>FBRR</u></b>	<b><u>ERR</u></b>	<b><u>DCOH</u></b>	<b><u>STB</u></b>	<b><u>LTD</u></b>	<b><u>Total Score</u></b>	<b><u>Designation</u></b>
Scales Mound CUSD 211	2014	1.40	1.40	0.40	0.40	0.40	4.00	Recognition
Schaumburg CCSD 54	2013	1.40	1.40	0.40	0.40	0.40	4.00	Recognition
Scott-Morgan CUSD 2	2013	1.40	1.40	0.40	0.40	0.40	4.00	Recognition
Seneca CCSD 170	2014	1.40	1.40	0.40	0.40	0.40	4.00	Recognition
	2013	1.40	1.40	0.40	0.40	0.40	4.00	Recognition
Seneca Twp HSD 160	2014	1.40	1.40	0.40	0.40	0.40	4.00	Recognition
Shelbyville CUSD 4	2013	1.40	1.40	0.40	0.40	0.40	4.00	Recognition
	2014	1.40	1.40	0.40	0.40	0.40	4.00	Recognition
Sherrard CUSD 200	2013	1.40	1.40	0.40	0.40	0.40	4.00	Recognition
Shiloh CUSD 1	2014	1.40	1.40	0.40	0.40	0.40	4.00	Recognition
	2013	1.40	1.40	0.40	0.40	0.40	4.00	Recognition
Shirland CCSD 134	2014	1.40	1.40	0.40	0.40	0.40	4.00	Recognition
	2013	1.40	1.40	0.40	0.40	0.40	4.00	Recognition
Signal Hill SD 181	2013	1.40	1.40	0.40	0.40	0.40	4.00	Recognition
Skokie SD 68	2014	1.40	1.40	0.40	0.40	0.40	4.00	Recognition
St Rose SD 14-15	2013	1.40	1.40	0.40	0.40	0.40	4.00	Recognition
Stockton CUSD 206	2014	1.40	1.40	0.40	0.40	0.40	4.00	Recognition
Summersville SD 79	2014	1.40	1.40	0.40	0.40	0.40	4.00	Recognition
Sunset Ridge SD 29	2013	1.40	1.40	0.40	0.40	0.40	4.00	Recognition
	2014	1.40	1.40	0.40	0.40	0.40	4.00	Recognition

*(FBRR - Fund Balance/Revenue Ratio - Weighting of 35%, EXRV - Expenditures/Revenue Ratio have a Weighting of 35%, DCOH - Days Cash on Hand - Weighting of 10%, STB - Short-Term Debt - Weighting of 10%, and LTD - Long-Term Debt have a Weighting of 10%)*

*Because Whiteside School District 115 did not submit an FY14 AFR, they are in the Financial Watch category.*

<b><u>District Name</u></b>	<b><u>Data Year</u></b>	<b><u>FBRR</u></b>	<b><u>ERR</u></b>	<b><u>DCOH</u></b>	<b><u>STB</u></b>	<b><u>LTD</u></b>	<b><u>Total Score</u></b>	<b><u>Designation</u></b>
Township HSD 211	2013	1.40	1.40	0.40	0.40	0.40	4.00	Recognition
	2014	1.40	1.40	0.40	0.40	0.40	4.00	Recognition
Township HSD 214	2013	1.40	1.40	0.40	0.40	0.40	4.00	Recognition
	2014	1.40	1.40	0.40	0.40	0.40	4.00	Recognition
Twp HSD 113	2013	1.40	1.40	0.40	0.40	0.40	4.00	Recognition
Union Ridge SD 86	2013	1.40	1.40	0.40	0.40	0.40	4.00	Recognition
United Twp HSD 30	2013	1.40	1.40	0.40	0.40	0.40	4.00	Recognition
Waltham CCSD 185	2013	1.40	1.40	0.40	0.40	0.40	4.00	Recognition
Waltonville CUSD 1	2014	1.40	1.40	0.40	0.40	0.40	4.00	Recognition
Waverly CUSD 6	2014	1.40	1.40	0.40	0.40	0.40	4.00	Recognition
West Central CUSD 235	2014	1.40	1.40	0.40	0.40	0.40	4.00	Recognition
West Northfield SD 31	2013	1.40	1.40	0.40	0.40	0.40	4.00	Recognition
	2014	1.40	1.40	0.40	0.40	0.40	4.00	Recognition
Will County SD 92	2013	1.40	1.40	0.40	0.40	0.40	4.00	Recognition
	2014	1.40	1.40	0.40	0.40	0.40	4.00	Recognition
Williamsfield CUSD 210	2014	1.40	1.40	0.40	0.40	0.40	4.00	Recognition
	2013	1.40	1.40	0.40	0.40	0.40	4.00	Recognition
Wilmette SD 39	2013	1.40	1.40	0.40	0.40	0.40	4.00	Recognition
	2014	1.40	1.40	0.40	0.40	0.40	4.00	Recognition
Woodland CUSD 5	2013	1.40	1.40	0.40	0.40	0.40	4.00	Recognition

*(FBRR - Fund Balance/Revenue Ratio - Weighting of 35%, EXRV - Expenditures/Revenue Ratio have a Weighting of 35%, DCOH - Days Cash on Hand - Weighting of 10%, STB - Short-Term Debt - Weighting of 10%, and LTD - Long-Term Debt have a Weighting of 10%)*

*Because Whiteside School District 115 did not submit an FY14 AFR, they are in the Financial Watch category.*



<b><u>District Name</u></b>	<b><u>Data Year</u></b>	<b><u>FBRR</u></b>	<b><u>ERR</u></b>	<b><u>DCOH</u></b>	<b><u>STB</u></b>	<b><u>LTD</u></b>	<b><u>Total Score</u></b>	<b><u>Designation</u></b>
Woodridge SD 68	2013	1.40	1.40	0.40	0.40	0.40	4.00	Recognition
	2014	1.40	1.40	0.40	0.40	0.40	4.00	Recognition
Addison SD 4	2014	1.40	1.40	0.40	0.40	0.30	3.90	Recognition
	2013	1.40	1.40	0.40	0.40	0.30	3.90	Recognition
Alden Hebron SD 19	2013	1.40	1.40	0.30	0.40	0.40	3.90	Recognition
Anna CCSD 37	2014	1.40	1.40	0.30	0.40	0.40	3.90	Recognition
Aviston SD 21	2014	1.40	1.40	0.40	0.40	0.30	3.90	Recognition
Barrington CUSD 220	2013	1.40	1.40	0.30	0.40	0.40	3.90	Recognition
Bartonville SD 66	2013	1.40	1.40	0.40	0.40	0.30	3.90	Recognition
	2014	1.40	1.40	0.40	0.40	0.30	3.90	Recognition
Benjamin SD 25	2013	1.40	1.40	0.40	0.40	0.30	3.90	Recognition
	2014	1.40	1.40	0.40	0.40	0.30	3.90	Recognition
Benton Cons HSD 103	2013	1.40	1.40	0.30	0.40	0.40	3.90	Recognition
	2014	1.40	1.40	0.30	0.40	0.40	3.90	Recognition
Bethel SD 82	2014	1.40	1.40	0.40	0.40	0.30	3.90	Recognition
Bradford CUSD 1	2014	1.40	1.40	0.30	0.40	0.40	3.90	Recognition
Brussels CUSD 42	2014	1.40	1.40	0.30	0.40	0.40	3.90	Recognition
	2013	1.40	1.40	0.30	0.40	0.40	3.90	Recognition
Bunker Hill CUSD 8	2014	1.40	1.40	0.30	0.40	0.40	3.90	Recognition
Byron CUSD 226	2014	1.40	1.40	0.40	0.40	0.30	3.90	Recognition

*(FBRR - Fund Balance/Revenue Ratio - Weighting of 35%, EXRV - Expenditures/Revenue Ratio have a Weighting of 35%, DCOH - Days Cash on Hand - Weighting of 10%, STB - Short-Term Debt - Weighting of 10%, and LTD - Long-Term Debt have a Weighting of 10%)*

*Because Whiteside School District 115 did not submit an FY14 AFR, they are in the Financial Watch category.*

<b><u>District Name</u></b>	<b><u>Data Year</u></b>	<b><u>FBRR</u></b>	<b><u>ERR</u></b>	<b><u>DCOH</u></b>	<b><u>STB</u></b>	<b><u>LTD</u></b>	<b><u>Total Score</u></b>	<b><u>Designation</u></b>
Cairo USD 1	2013	1.40	1.40	0.40	0.40	0.30	3.90	Recognition
Cambridge CUSD 227	2014	1.40	1.40	0.30	0.40	0.40	3.90	Recognition
Carbondale CHSD 165	2014	1.40	1.40	0.40	0.40	0.30	3.90	Recognition
	2013	1.40	1.40	0.40	0.40	0.30	3.90	Recognition
Carbondale ESD 95	2013	1.40	1.40	0.40	0.40	0.30	3.90	Recognition
	2014	1.40	1.40	0.40	0.40	0.30	3.90	Recognition
Carrollton CUSD 1	2014	1.40	1.40	0.30	0.40	0.40	3.90	Recognition
CCSD 93	2014	1.40	1.40	0.40	0.40	0.30	3.90	Recognition
	2013	1.40	1.40	0.40	0.40	0.30	3.90	Recognition
Central A & M CUD 21	2014	1.40	1.40	0.30	0.40	0.40	3.90	Recognition
Champaign CUSD 4	2014	1.40	1.40	0.40	0.40	0.30	3.90	Recognition
	2013	1.40	1.40	0.40	0.40	0.30	3.90	Recognition
Chaney-Monge SD 88	2014	1.40	1.40	0.30	0.40	0.40	3.90	Recognition
	2013	1.40	1.40	0.30	0.40	0.40	3.90	Recognition
CHSD 218	2014	1.40	1.40	0.40	0.40	0.30	3.90	Recognition
Clinton CUSD 15	2013	1.40	1.40	0.40	0.40	0.30	3.90	Recognition
	2014	1.40	1.40	0.40	0.40	0.30	3.90	Recognition
Coal City CUSD 1	2014	1.40	1.40	0.40	0.40	0.30	3.90	Recognition
	2013	1.40	1.40	0.40	0.40	0.30	3.90	Recognition
Collinsville CUSD 10	2014	1.40	1.40	0.30	0.40	0.40	3.90	Recognition

***(FBRR - Fund Balance/Revenue Ratio - Weighting of 35%, EXRV - Expenditures/Revenue Ratio have a Weighting of 35%, DCOH - Days Cash on Hand - Weighting of 10%, STB - Short-Term Debt - Weighting of 10%, and LTD - Long-Term Debt have a Weighting of 10%)***

***Because Whiteside School District 115 did not submit an FY14 AFR, they are in the Financial Watch category.***

<b><u>District Name</u></b>	<b><u>Data Year</u></b>	<b><u>FBRR</u></b>	<b><u>ERR</u></b>	<b><u>DCOH</u></b>	<b><u>STB</u></b>	<b><u>LTD</u></b>	<b><u>Total Score</u></b>	<b><u>Designation</u></b>
County of Woodford School	2014	1.40	1.40	0.30	0.40	0.40	3.90	Recognition
	2013	1.40	1.40	0.30	0.40	0.40	3.90	Recognition
Crystal Lake CCSD 47	2013	1.40	1.40	0.40	0.40	0.30	3.90	Recognition
Dakota CUSD 201	2014	1.40	1.40	0.30	0.40	0.40	3.90	Recognition
Deer Park CCSD 82	2014	1.40	1.40	0.40	0.40	0.30	3.90	Recognition
Deland-Weldon CUSD 57	2013	1.40	1.40	0.30	0.40	0.40	3.90	Recognition
Dimmick CCSD 175	2014	1.40	1.40	0.40	0.40	0.30	3.90	Recognition
Durand CUSD 322	2013	1.40	1.40	0.40	0.40	0.30	3.90	Recognition
Dwight Common SD 232	2013	1.40	1.40	0.30	0.40	0.40	3.90	Recognition
	2014	1.40	1.40	0.30	0.40	0.40	3.90	Recognition
Dwight Twp HSD 230	2013	1.40	1.40	0.40	0.40	0.30	3.90	Recognition
East Dubuque USD 119	2014	1.40	1.40	0.30	0.40	0.40	3.90	Recognition
East Peoria SD 86	2013	1.40	1.40	0.40	0.40	0.30	3.90	Recognition
	2014	1.40	1.40	0.40	0.40	0.30	3.90	Recognition
Eastland CUSD 308	2013	1.40	1.40	0.40	0.40	0.30	3.90	Recognition
Evanston Twp HSD 202	2013	1.40	1.40	0.30	0.40	0.40	3.90	Recognition
	2014	1.40	1.40	0.30	0.40	0.40	3.90	Recognition
Ewing Northern CCSD 115	2013	1.40	1.40	0.40	0.40	0.30	3.90	Recognition
	2014	1.40	1.40	0.40	0.40	0.30	3.90	Recognition
Farmington Central CUSD 265	2013	1.40	1.40	0.40	0.40	0.30	3.90	Recognition

***(FBRR - Fund Balance/Revenue Ratio - Weighting of 35%, EXRV - Expenditures/Revenue Ratio have a Weighting of 35%, DCOH - Days Cash on Hand - Weighting of 10%, STB - Short-Term Debt - Weighting of 10%, and LTD - Long-Term Debt have a Weighting of 10%)***

***Because Whiteside School District 115 did not submit an FY14 AFR, they are in the Financial Watch category.***

<b><u>District Name</u></b>	<b><u>Data Year</u></b>	<b><u>FBRR</u></b>	<b><u>ERR</u></b>	<b><u>DCOH</u></b>	<b><u>STB</u></b>	<b><u>LTD</u></b>	<b><u>Total Score</u></b>	<b><u>Designation</u></b>
Farrington CCSD 99	2014	1.40	1.40	0.40	0.40	0.30	3.90	Recognition
	2013	1.40	1.40	0.40	0.40	0.30	3.90	Recognition
Fox River Grove Cons SD 3	2013	1.40	1.40	0.40	0.40	0.30	3.90	Recognition
Franklin Park SD 84	2013	1.40	1.40	0.40	0.40	0.30	3.90	Recognition
Fremont SD 79	2014	1.40	1.40	0.40	0.40	0.30	3.90	Recognition
	2013	1.40	1.40	0.40	0.40	0.30	3.90	Recognition
Galatia CUSD 1	2013	1.40	1.40	0.30	0.40	0.40	3.90	Recognition
Galena USD 120	2014	1.40	1.40	0.30	0.40	0.40	3.90	Recognition
Gallatin CUSD 7	2014	1.40	1.40	0.30	0.40	0.40	3.90	Recognition
Germantown Hills SD 69	2014	1.40	1.40	0.40	0.40	0.30	3.90	Recognition
	2013	1.40	1.40	0.40	0.40	0.30	3.90	Recognition
Glencoe SD 35	2013	1.40	1.40	0.40	0.40	0.30	3.90	Recognition
	2014	1.40	1.40	0.40	0.40	0.30	3.90	Recognition
Grant CHSD 124	2013	1.40	1.40	0.40	0.40	0.30	3.90	Recognition
	2014	1.40	1.40	0.40	0.40	0.30	3.90	Recognition
Hartsburg Emden CUSD 21	2014	1.40	1.40	0.30	0.40	0.40	3.90	Recognition
Hawthorn CCSD 73	2013	1.40	1.40	0.40	0.40	0.30	3.90	Recognition
Hollis Cons SD 328	2013	1.40	1.40	0.40	0.40	0.30	3.90	Recognition
	2014	1.40	1.40	0.40	0.40	0.30	3.90	Recognition
Hononegah CHD 207	2013	1.40	1.40	0.30	0.40	0.40	3.90	Recognition

***(FBRR - Fund Balance/Revenue Ratio - Weighting of 35%, EXRV - Expenditures/Revenue Ratio have a Weighting of 35%, DCOH - Days Cash on Hand - Weighting of 10%, STB - Short-Term Debt - Weighting of 10%, and LTD - Long-Term Debt have a Weighting of 10%)***

***Because Whiteside School District 115 did not submit an FY14 AFR, they are in the Financial Watch category.***

<b><u>District Name</u></b>	<b><u>Data Year</u></b>	<b><u>FBRR</u></b>	<b><u>ERR</u></b>	<b><u>DCOH</u></b>	<b><u>STB</u></b>	<b><u>LTD</u></b>	<b><u>Total Score</u></b>	<b><u>Designation</u></b>
Hononegah CHD 207	2014	1.40	1.40	0.30	0.40	0.40	3.90	Recognition
Illini Central CUSD 189	2013	1.40	1.40	0.40	0.40	0.30	3.90	Recognition
	2014	1.40	1.40	0.40	0.40	0.30	3.90	Recognition
Illini West H S Dist 307	2013	1.40	1.40	0.30	0.40	0.40	3.90	Recognition
Indian Creek CUSD 425	2013	1.40	1.40	0.40	0.40	0.30	3.90	Recognition
Indian Springs SD 109	2013	1.40	1.40	0.40	0.40	0.30	3.90	Recognition
Irvington CCSD 11	2013	1.40	1.40	0.30	0.40	0.40	3.90	Recognition
J S Morton HSD 201	2013	1.40	1.40	0.40	0.40	0.30	3.90	Recognition
Jacksonville SD 117	2013	1.40	1.40	0.30	0.40	0.40	3.90	Recognition
Jamaica CUSD 12	2013	1.40	1.40	0.30	0.40	0.40	3.90	Recognition
Kell Cons SD 2	2013	1.40	1.40	0.40	0.40	0.30	3.90	Recognition
Kenilworth SD 38	2014	1.40	1.40	0.40	0.40	0.30	3.90	Recognition
Kewanee CUSD 229	2014	1.40	1.40	0.40	0.40	0.30	3.90	Recognition
Ladd CCSD 94	2013	1.40	1.40	0.40	0.40	0.30	3.90	Recognition
Lemont-Bromberek CSD 113A	2013	1.40	1.40	0.30	0.40	0.40	3.90	Recognition
	2014	1.40	1.40	0.30	0.40	0.40	3.90	Recognition
Libertyville SD 70	2013	1.40	1.40	0.40	0.40	0.30	3.90	Recognition
Lick Creek CCSD 16	2014	1.40	1.40	0.30	0.40	0.40	3.90	Recognition
Lincoln CHSD 404	2014	1.40	1.40	0.40	0.40	0.30	3.90	Recognition

***(FBRR - Fund Balance/Revenue Ratio - Weighting of 35%, EXRV - Expenditures/Revenue Ratio have a Weighting of 35%, DCOH - Days Cash on Hand - Weighting of 10%, STB - Short-Term Debt - Weighting of 10%, and LTD - Long-Term Debt have a Weighting of 10%)***

***Because Whiteside School District 115 did not submit an FY14 AFR, they are in the Financial Watch category.***

<b><u>District Name</u></b>	<b><u>Data Year</u></b>	<b><u>FBRR</u></b>	<b><u>ERR</u></b>	<b><u>DCOH</u></b>	<b><u>STB</u></b>	<b><u>LTD</u></b>	<b><u>Total Score</u></b>	<b><u>Designation</u></b>
Lincoln CHSD 404	2013	1.40	1.40	0.40	0.40	0.30	3.90	Recognition
Lincoln ESD 27	2013	1.40	1.40	0.40	0.40	0.30	3.90	Recognition
Maercker SD 60	2014	1.40	1.40	0.40	0.40	0.30	3.90	Recognition
Malden CCSD 84	2014	1.40	1.40	0.40	0.40	0.30	3.90	Recognition
	2013	1.40	1.40	0.40	0.40	0.30	3.90	Recognition
Marengo-Union E Cons D 165	2013	1.40	1.40	0.30	0.40	0.40	3.90	Recognition
Marquardt SD 15	2014	1.40	1.40	0.40	0.40	0.30	3.90	Recognition
Mazon-Verona-Kinsman ESD 2C	2014	1.40	1.40	0.40	0.40	0.30	3.90	Recognition
	2013	1.40	1.40	0.40	0.40	0.30	3.90	Recognition
McHenry CCSD 15	2013	1.40	1.40	0.40	0.40	0.30	3.90	Recognition
	2014	1.40	1.40	0.40	0.40	0.30	3.90	Recognition
McHenry CHSD 156	2014	1.40	1.40	0.40	0.40	0.30	3.90	Recognition
Medinah SD 11	2014	1.40	1.40	0.40	0.40	0.30	3.90	Recognition
Mercer County School District 404	2014	1.40	1.40	0.30	0.40	0.40	3.90	Recognition
	2013	1.40	1.40	0.30	0.40	0.40	3.90	Recognition
Midwest Central CUSD 191	2014	1.40	1.40	0.40	0.40	0.30	3.90	Recognition
Milford CCSD 280	2014	1.40	1.40	0.40	0.40	0.30	3.90	Recognition
Moline-Coal Valley CUSD 40	2014	1.40	1.40	0.40	0.40	0.30	3.90	Recognition
Monticello CUSD 25	2014	1.40	1.40	0.30	0.40	0.40	3.90	Recognition

***(FBRR - Fund Balance/Revenue Ratio - Weighting of 35%, EXRV - Expenditures/Revenue Ratio have a Weighting of 35%, DCOH - Days Cash on Hand - Weighting of 10%, STB - Short-Term Debt - Weighting of 10%, and LTD - Long-Term Debt have a Weighting of 10%)***

***Because Whiteside School District 115 did not submit an FY14 AFR, they are in the Financial Watch category.***

<b><u>District Name</u></b>	<b><u>Data Year</u></b>	<b><u>FBRR</u></b>	<b><u>ERR</u></b>	<b><u>DCOH</u></b>	<b><u>STB</u></b>	<b><u>LTD</u></b>	<b><u>Total Score</u></b>	<b><u>Designation</u></b>
Morton Grove SD 70	2014	1.40	1.40	0.40	0.40	0.30	3.90	Recognition
Mt Zion CUSD 3	2013	1.40	1.40	0.30	0.40	0.40	3.90	Recognition
N Pekin & Marquette Hght SD 102	2013	1.40	1.40	0.40	0.40	0.30	3.90	Recognition
New Hope CCSD 6	2014	1.40	1.40	0.40	0.40	0.30	3.90	Recognition
North Mac CUSD 34	2014	1.40	1.40	0.30	0.40	0.40	3.90	Recognition
North Palos SD 117	2013	1.40	1.40	0.40	0.40	0.30	3.90	Recognition
Northfield Twp HSD 225	2014	1.40	1.40	0.40	0.40	0.30	3.90	Recognition
	2013	1.40	1.40	0.40	0.40	0.30	3.90	Recognition
Oak Grove SD 68	2013	1.40	1.40	0.40	0.40	0.30	3.90	Recognition
	2014	1.40	1.40	0.40	0.40	0.30	3.90	Recognition
	2013	1.40	1.40	0.30	0.40	0.40	3.90	Recognition
Odell CCSD 435	2014	1.40	1.40	0.40	0.40	0.30	3.90	Recognition
Ohio CCSD 17	2013	1.40	1.40	0.30	0.40	0.40	3.90	Recognition
Palatine CCSD 15	2013	1.40	1.40	0.30	0.40	0.40	3.90	Recognition
Peoria Heights CUSD 325	2013	1.40	1.40	0.40	0.40	0.30	3.90	Recognition
Pleasant Plains CUSD 8	2014	1.40	1.40	0.40	0.40	0.30	3.90	Recognition
	2013	1.40	1.40	0.40	0.40	0.30	3.90	Recognition
Pleasant Valley SD 62	2013	1.40	1.40	0.40	0.40	0.30	3.90	Recognition
	2014	1.40	1.40	0.40	0.40	0.30	3.90	Recognition
Pleasantdale SD 107	2014	1.40	1.40	0.40	0.40	0.30	3.90	Recognition

*(FBRR - Fund Balance/Revenue Ratio - Weighting of 35%, EXRV - Expenditures/Revenue Ratio have a Weighting of 35%, DCOH - Days Cash on Hand - Weighting of 10%, STB - Short-Term Debt - Weighting of 10%, and LTD - Long-Term Debt have a Weighting of 10%)*

*Because Whiteside School District 115 did not submit an FY14 AFR, they are in the Financial Watch category.*

<b><u>District Name</u></b>	<b><u>Data Year</u></b>	<b><u>FBRR</u></b>	<b><u>ERR</u></b>	<b><u>DCOH</u></b>	<b><u>STB</u></b>	<b><u>LTD</u></b>	<b><u>Total Score</u></b>	<b><u>Designation</u></b>
Pleasantdale SD 107	2013	1.40	1.40	0.40	0.40	0.30	3.90	Recognition
Pontiac CCSD 429	2013	1.40	1.40	0.30	0.40	0.40	3.90	Recognition
	2014	1.40	1.40	0.30	0.40	0.40	3.90	Recognition
Prairie Grove CSD 46	2013	1.40	1.40	0.40	0.40	0.30	3.90	Recognition
	2014	1.40	1.40	0.40	0.40	0.30	3.90	Recognition
Proviso Twp HSD 209	2014	1.40	1.40	0.40	0.40	0.30	3.90	Recognition
Rankin CSD 98	2013	1.40	1.40	0.40	0.40	0.30	3.90	Recognition
	2014	1.40	1.40	0.40	0.40	0.30	3.90	Recognition
Rantoul Township HSD 193	2014	1.40	1.40	0.40	0.40	0.30	3.90	Recognition
	2013	1.40	1.40	0.40	0.40	0.30	3.90	Recognition
Rhodes SD 84-5	2014	1.40	1.40	0.40	0.40	0.30	3.90	Recognition
	2013	1.40	1.40	0.40	0.40	0.30	3.90	Recognition
Ridgeview CUSD 19	2013	1.40	1.40	0.30	0.40	0.40	3.90	Recognition
River Trails SD 26	2014	1.40	1.40	0.40	0.40	0.30	3.90	Recognition
	2013	1.40	1.40	0.40	0.40	0.30	3.90	Recognition
Riverdale CUSD 100	2013	1.40	1.40	0.30	0.40	0.40	3.90	Recognition
Riverside SD 96	2014	1.40	1.40	0.40	0.40	0.30	3.90	Recognition
	2013	1.40	1.40	0.40	0.40	0.30	3.90	Recognition
Riverton CUSD 14	2014	1.40	1.40	0.40	0.40	0.30	3.90	Recognition
Roxana CUSD 1	2013	1.40	1.40	0.30	0.40	0.40	3.90	Recognition
Salem SD 111	2013	1.40	1.40	0.30	0.40	0.40	3.90	Recognition

*(FBRR - Fund Balance/Revenue Ratio - Weighting of 35%, EXRV - Expenditures/Revenue Ratio have a Weighting of 35%, DCOH - Days Cash on Hand - Weighting of 10%, STB - Short-Term Debt - Weighting of 10%, and LTD - Long-Term Debt have a Weighting of 10%)*

*Because Whiteside School District 115 did not submit an FY14 AFR, they are in the Financial Watch category.*



<b><u>District Name</u></b>	<b><u>Data Year</u></b>	<b><u>FBRR</u></b>	<b><u>ERR</u></b>	<b><u>DCOH</u></b>	<b><u>STB</u></b>	<b><u>LTD</u></b>	<b><u>Total Score</u></b>	<b><u>Designation</u></b>
Salt Creek SD 48	2014	1.40	1.40	0.40	0.30	0.40	3.90	Recognition
Sangamon Valley CUSD 9	2014	1.40	1.40	0.30	0.40	0.40	3.90	Recognition
	2013	1.40	1.40	0.30	0.40	0.40	3.90	Recognition
Saunemin CCSD 438	2013	1.40	1.40	0.40	0.40	0.30	3.90	Recognition
Sherrard CUSD 200	2014	1.40	1.40	0.40	0.40	0.30	3.90	Recognition
Skokie SD 69	2014	1.40	1.40	0.40	0.40	0.30	3.90	Recognition
Skokie SD 73-5	2014	1.40	1.40	0.40	0.40	0.30	3.90	Recognition
	2013	1.40	1.40	0.40	0.40	0.30	3.90	Recognition
South Holland SD 150	2014	1.40	1.40	0.40	0.40	0.30	3.90	Recognition
St Charles CUSD 303	2014	1.40	1.40	0.40	0.40	0.30	3.90	Recognition
	2013	1.40	1.40	0.40	0.40	0.30	3.90	Recognition
Steward ESD 220	2014	1.40	1.40	0.40	0.40	0.30	3.90	Recognition
Teutopolis CUSD 50	2014	1.40	1.40	0.40	0.40	0.30	3.90	Recognition
Thornton SD 154	2014	1.40	1.40	0.40	0.40	0.30	3.90	Recognition
Thornton Twp HSD 205	2013	1.40	1.40	0.40	0.40	0.30	3.90	Recognition
Tuscola CUSD 301	2014	1.40	1.40	0.40	0.40	0.30	3.90	Recognition
Twp HSD 113	2014	1.40	1.40	0.40	0.40	0.30	3.90	Recognition
Warren CUSD 205	2014	1.40	1.40	0.40	0.40	0.30	3.90	Recognition
Western Springs SD 101	2013	1.40	1.40	0.40	0.40	0.30	3.90	Recognition

***(FBRR - Fund Balance/Revenue Ratio - Weighting of 35%, EXRV - Expenditures/Revenue Ratio have a Weighting of 35%, DCOH - Days Cash on Hand - Weighting of 10%, STB - Short-Term Debt - Weighting of 10%, and LTD - Long-Term Debt have a Weighting of 10%)***

***Because Whiteside School District 115 did not submit an FY14 AFR, they are in the Financial Watch category.***

<b><u>District Name</u></b>	<b><u>Data Year</u></b>	<b><u>FBRR</u></b>	<b><u>ERR</u></b>	<b><u>DCOH</u></b>	<b><u>STB</u></b>	<b><u>LTD</u></b>	<b><u>Total Score</u></b>	<b><u>Designation</u></b>
Winfield SD 34	2014	1.40	1.40	0.40	0.40	0.30	3.90	Recognition
	2013	1.40	1.40	0.40	0.40	0.30	3.90	Recognition
Winthrop Harbor SD 1	2014	1.40	1.40	0.40	0.40	0.30	3.90	Recognition
Wood River-Hartford ESD 15	2013	1.40	1.40	0.40	0.40	0.30	3.90	Recognition
	2014	1.40	1.40	0.40	0.40	0.30	3.90	Recognition
Zion-Benton Twp HSD 126	2014	1.40	1.40	0.40	0.40	0.30	3.90	Recognition
	2013	1.40	1.40	0.40	0.40	0.30	3.90	Recognition
A-C Central CUSD 262	2013	1.40	1.40	0.30	0.40	0.30	3.80	Recognition
Athens CUSD 213	2013	1.40	1.40	0.30	0.40	0.30	3.80	Recognition
Beecher CUSD 200U	2013	1.40	1.40	0.40	0.40	0.20	3.80	Recognition
	2014	1.40	1.40	0.40	0.40	0.20	3.80	Recognition
Belvidere CUSD 100	2014	1.40	1.40	0.40	0.40	0.20	3.80	Recognition
Bethel SD 82	2013	1.40	1.40	0.30	0.40	0.30	3.80	Recognition
Bloom Twp HSD 206	2014	1.40	1.40	0.30	0.40	0.30	3.80	Recognition
Blue Ridge CUSD 18	2013	1.40	1.40	0.40	0.40	0.20	3.80	Recognition
Bradley Bourbonnais CHSD 307	2013	1.40	1.40	0.30	0.40	0.30	3.80	Recognition
	2014	1.40	1.40	0.30	0.40	0.30	3.80	Recognition
Brookfield Lagrange Park SD 95	2013	1.40	1.40	0.40	0.40	0.20	3.80	Recognition
	2014	1.40	1.40	0.40	0.40	0.20	3.80	Recognition

*(FBRR - Fund Balance/Revenue Ratio - Weighting of 35%, EXRV - Expenditures/Revenue Ratio have a Weighting of 35%, DCOH - Days Cash on Hand - Weighting of 10%, STB - Short-Term Debt - Weighting of 10%, and LTD - Long-Term Debt have a Weighting of 10%)*

*Because Whiteside School District 115 did not submit an FY14 AFR, they are in the Financial Watch category.*

<b><u>District Name</u></b>	<b><u>Data Year</u></b>	<b><u>FBRR</u></b>	<b><u>ERR</u></b>	<b><u>DCOH</u></b>	<b><u>STB</u></b>	<b><u>LTD</u></b>	<b><u>Total Score</u></b>	<b><u>Designation</u></b>
Brownstown CUSD 201	2014	1.40	1.40	0.40	0.40	0.20	3.80	Recognition
Calumet Public SD 132	2014	1.40	1.40	0.40	0.40	0.20	3.80	Recognition
	2013	1.40	1.40	0.40	0.40	0.20	3.80	Recognition
CCSD 146	2014	1.40	1.40	0.40	0.40	0.20	3.80	Recognition
Central CUSD 301	2014	1.40	1.40	0.40	0.40	0.20	3.80	Recognition
Chicago Ridge SD 127-5	2014	1.40	1.40	0.40	0.40	0.20	3.80	Recognition
Columbia CUSD 4	2014	1.40	1.40	0.40	0.40	0.20	3.80	Recognition
Cornell CCSD 426	2014	1.40	1.40	0.30	0.40	0.30	3.80	Recognition
County of Union Sch Dist No43	2014	1.40	1.40	0.40	0.40	0.20	3.80	Recognition
CUSD 200	2013	1.40	1.40	0.30	0.40	0.30	3.80	Recognition
CUSD 4	2014	1.40	1.40	0.30	0.40	0.30	3.80	Recognition
Deer Park CCSD 82	2013	1.40	1.40	0.40	0.40	0.20	3.80	Recognition
Dimmick CCSD 175	2013	1.40	1.40	0.40	0.40	0.20	3.80	Recognition
Dodds CCSD 7	2014	1.40	1.40	0.30	0.40	0.30	3.80	Recognition
Dunlap CUSD 323	2013	1.40	1.40	0.40	0.40	0.20	3.80	Recognition
	2014	1.40	1.40	0.40	0.40	0.20	3.80	Recognition
Earlville CUSD 9	2014	1.40	1.40	0.40	0.40	0.20	3.80	Recognition
	2013	1.40	1.40	0.40	0.40	0.20	3.80	Recognition
Elmhurst SD 205	2013	1.40	1.40	0.30	0.40	0.30	3.80	Recognition

***(FBRR - Fund Balance/Revenue Ratio - Weighting of 35%, EXRV - Expenditures/Revenue Ratio have a Weighting of 35%, DCOH - Days Cash on Hand - Weighting of 10%, STB - Short-Term Debt - Weighting of 10%, and LTD - Long-Term Debt have a Weighting of 10%)***

***Because Whiteside School District 115 did not submit an FY14 AFR, they are in the Financial Watch category.***

<b><u>District Name</u></b>	<b><u>Data Year</u></b>	<b><u>FBRR</u></b>	<b><u>ERR</u></b>	<b><u>DCOH</u></b>	<b><u>STB</u></b>	<b><u>LTD</u></b>	<b><u>Total Score</u></b>	<b><u>Designation</u></b>
Elmwood Park CUSD 401	2013	1.40	1.40	0.40	0.40	0.20	3.80	Recognition
Fairmont SD 89	2013	1.40	1.40	0.30	0.40	0.30	3.80	Recognition
	2014	1.40	1.40	0.30	0.40	0.30	3.80	Recognition
Fox Lake GSD 114	2013	1.40	1.40	0.40	0.40	0.20	3.80	Recognition
Frankfort CCSD 157C	2013	1.40	1.40	0.40	0.40	0.20	3.80	Recognition
	2014	1.40	1.40	0.40	0.40	0.20	3.80	Recognition
Franklin Park SD 84	2014	1.40	1.40	0.40	0.40	0.20	3.80	Recognition
Gavin SD 37	2014	1.40	1.40	0.30	0.40	0.30	3.80	Recognition
Gifford CCSD 188	2013	1.40	1.40	0.40	0.40	0.20	3.80	Recognition
	2014	1.40	1.40	0.40	0.40	0.20	3.80	Recognition
Golf ESD 67	2014	1.40	1.40	0.40	0.40	0.20	3.80	Recognition
Goreville CUD 1	2014	1.40	1.40	0.40	0.40	0.20	3.80	Recognition
Grant Park CUSD 6	2013	1.40	1.40	0.30	0.40	0.30	3.80	Recognition
	2014	1.40	1.40	0.30	0.40	0.30	3.80	Recognition
Harrison SD 36	2013	1.40	1.40	0.40	0.40	0.20	3.80	Recognition
	2014	1.40	1.40	0.40	0.40	0.20	3.80	Recognition
Harvard CUSD 50	2013	1.40	1.40	0.40	0.40	0.20	3.80	Recognition
Hutsonville CUSD 1	2014	1.40	1.40	0.30	0.40	0.30	3.80	Recognition
Indian Prairie CUSD 204	2013	1.40	1.40	0.30	0.40	0.30	3.80	Recognition
J S Morton HSD 201	2014	1.40	1.40	0.40	0.40	0.20	3.80	Recognition

*(FBRR - Fund Balance/Revenue Ratio - Weighting of 35%, EXRV - Expenditures/Revenue Ratio have a Weighting of 35%, DCOH - Days Cash on Hand - Weighting of 10%, STB - Short-Term Debt - Weighting of 10%, and LTD - Long-Term Debt have a Weighting of 10%)*

*Because Whiteside School District 115 did not submit an FY14 AFR, they are in the Financial Watch category.*

<b><u>District Name</u></b>	<b><u>Data Year</u></b>	<b><u>FBRR</u></b>	<b><u>ERR</u></b>	<b><u>DCOH</u></b>	<b><u>STB</u></b>	<b><u>LTD</u></b>	<b><u>Total Score</u></b>	<b><u>Designation</u></b>
Joliet Twp HSD 204	2013	1.40	1.40	0.30	0.40	0.30	3.80	Recognition
Kings Cons SD 144	2013	1.40	1.40	0.40	0.40	0.20	3.80	Recognition
Komarek SD 94	2013	1.40	1.40	0.30	0.40	0.30	3.80	Recognition
La Grange SD 105 South	2013	1.40	1.40	0.40	0.40	0.20	3.80	Recognition
	2014	1.40	1.40	0.40	0.40	0.20	3.80	Recognition
Lake Bluff ESD 65	2013	1.40	1.40	0.40	0.40	0.20	3.80	Recognition
Lansing SD 158	2014	1.40	1.40	0.40	0.40	0.20	3.80	Recognition
Lemont Twp HSD 210	2014	1.40	1.40	0.40	0.40	0.20	3.80	Recognition
Lindop SD 92	2013	1.40	1.40	0.40	0.40	0.20	3.80	Recognition
	2014	1.40	1.40	0.40	0.40	0.20	3.80	Recognition
Lockport SD 91	2014	1.40	1.40	0.40	0.40	0.20	3.80	Recognition
	2013	1.40	1.40	0.40	0.40	0.20	3.80	Recognition
Lyons SD 103	2014	1.40	1.40	0.30	0.40	0.30	3.80	Recognition
Mannheim SD 83	2013	1.40	1.40	0.40	0.40	0.20	3.80	Recognition
Massac UD 1	2013	1.40	1.40	0.30	0.40	0.30	3.80	Recognition
	2014	1.40	1.40	0.30	0.40	0.30	3.80	Recognition
McHenry CHSD 156	2013	1.40	1.40	0.30	0.40	0.30	3.80	Recognition
Mendota CCSD 289	2014	1.40	1.40	0.30	0.40	0.30	3.80	Recognition
Mendota Twp HSD 280	2013	1.40	1.40	0.40	0.40	0.20	3.80	Recognition

*(FBRR - Fund Balance/Revenue Ratio - Weighting of 35%, EXRV - Expenditures/Revenue Ratio have a Weighting of 35%, DCOH - Days Cash on Hand - Weighting of 10%, STB - Short-Term Debt - Weighting of 10%, and LTD - Long-Term Debt have a Weighting of 10%)*

*Because Whiteside School District 115 did not submit an FY14 AFR, they are in the Financial Watch category.*

<b><u>District Name</u></b>	<b><u>Data Year</u></b>	<b><u>FBRR</u></b>	<b><u>ERR</u></b>	<b><u>DCOH</u></b>	<b><u>STB</u></b>	<b><u>LTD</u></b>	<b><u>Total Score</u></b>	<b><u>Designation</u></b>
Mount Vernon SD 80	2014	1.40	1.40	0.30	0.40	0.30	3.80	Recognition
Mundelein ESD 75	2014	1.40	1.40	0.40	0.40	0.20	3.80	Recognition
	2013	1.40	1.40	0.40	0.40	0.20	3.80	Recognition
N Pekin & Marquette Hght SD 102	2014	1.40	1.40	0.40	0.40	0.20	3.80	Recognition
New Berlin CUSD 16	2013	1.40	1.40	0.40	0.40	0.20	3.80	Recognition
	2014	1.40	1.40	0.40	0.40	0.20	3.80	Recognition
Niles Twp CHSD 219	2013	1.40	1.40	0.40	0.40	0.20	3.80	Recognition
	2014	1.40	1.40	0.40	0.40	0.20	3.80	Recognition
North Boone CUSD 200	2014	1.40	1.40	0.40	0.40	0.20	3.80	Recognition
North Palos SD 117	2014	1.40	1.40	0.40	0.40	0.20	3.80	Recognition
Oak Park ESD 97	2013	1.40	1.40	0.30	0.40	0.30	3.80	Recognition
	2014	1.40	1.40	0.30	0.40	0.30	3.80	Recognition
Oakland CUSD 5	2014	1.40	1.40	0.40	0.40	0.20	3.80	Recognition
	2013	1.40	1.40	0.40	0.40	0.20	3.80	Recognition
Orion CUSD 223	2013	1.40	1.40	0.30	0.40	0.30	3.80	Recognition
Peoria Heights CUSD 325	2014	1.40	1.40	0.40	0.40	0.20	3.80	Recognition
Posen-Robbins ESD 143-5	2014	1.40	1.40	0.40	0.40	0.20	3.80	Recognition
Prospect Heights SD 23	2014	1.40	1.40	0.30	0.40	0.30	3.80	Recognition
	2013	1.40	1.40	0.30	0.40	0.30	3.80	Recognition
Proviso Twp HSD 209	2013	1.40	1.40	0.30	0.40	0.30	3.80	Recognition

*(FBRR - Fund Balance/Revenue Ratio - Weighting of 35%, EXRV - Expenditures/Revenue Ratio have a Weighting of 35%, DCOH - Days Cash on Hand - Weighting of 10%, STB - Short-Term Debt - Weighting of 10%, and LTD - Long-Term Debt have a Weighting of 10%)*

*Because Whiteside School District 115 did not submit an FY14 AFR, they are in the Financial Watch category.*

<b><u>District Name</u></b>	<b><u>Data Year</u></b>	<b><u>FBRR</u></b>	<b><u>ERR</u></b>	<b><u>DCOH</u></b>	<b><u>STB</u></b>	<b><u>LTD</u></b>	<b><u>Total Score</u></b>	<b><u>Designation</u></b>
Rich Twp HSD 227	2013	1.40	1.40	0.40	0.40	0.20	3.80	Recognition
Richmond-Burton CHSD 157	2013	1.40	1.40	0.40	0.40	0.20	3.80	Recognition
	2014	1.40	1.40	0.40	0.40	0.20	3.80	Recognition
River Grove SD 85-5	2013	1.40	1.40	0.30	0.40	0.30	3.80	Recognition
	2014	1.40	1.40	0.30	0.40	0.30	3.80	Recognition
Rochelle Twp HSD 212	2013	1.40	1.40	0.40	0.40	0.20	3.80	Recognition
	2014	1.40	1.40	0.40	0.40	0.20	3.80	Recognition
Rock Falls ESD 13	2014	1.40	1.40	0.30	0.40	0.30	3.80	Recognition
Rockdale SD 84	2013	1.40	1.40	0.30	0.40	0.30	3.80	Recognition
Round Lake CUSD 116	2014	1.40	1.40	0.40	0.40	0.20	3.80	Recognition
Saratoga CCSD 60C	2014	1.40	1.40	0.40	0.40	0.20	3.80	Recognition
SD 45 DuPage County	2013	1.40	1.40	0.40	0.40	0.20	3.80	Recognition
Skokie SD 69	2013	1.40	1.40	0.40	0.40	0.20	3.80	Recognition
Somonauk CUSD 432	2013	1.40	1.40	0.30	0.40	0.30	3.80	Recognition
	2014	1.40	1.40	0.30	0.40	0.30	3.80	Recognition
St Anne CHSD 302	2014	1.40	1.40	0.40	0.40	0.20	3.80	Recognition
Stark County CUSD 100	2013	1.40	1.40	0.40	0.40	0.20	3.80	Recognition
Sunnybrook SD 171	2013	1.40	1.40	0.40	0.40	0.20	3.80	Recognition
	2014	1.40	1.40	0.40	0.40	0.20	3.80	Recognition
Taylorville CUSD 3	2014	1.40	1.40	0.30	0.40	0.30	3.80	Recognition

***(FBRR - Fund Balance/Revenue Ratio - Weighting of 35%, EXRV - Expenditures/Revenue Ratio have a Weighting of 35%, DCOH - Days Cash on Hand - Weighting of 10%, STB - Short-Term Debt - Weighting of 10%, and LTD - Long-Term Debt have a Weighting of 10%)***

***Because Whiteside School District 115 did not submit an FY14 AFR, they are in the Financial Watch category.***

<b><u>District Name</u></b>	<b><u>Data Year</u></b>	<b><u>FBRR</u></b>	<b><u>ERR</u></b>	<b><u>DCOH</u></b>	<b><u>STB</u></b>	<b><u>LTD</u></b>	<b><u>Total Score</u></b>	<b><u>Designation</u></b>
Thornton Fractional Twp HSD 215	2013	1.40	1.40	0.40	0.40	0.20	3.80	Recognition
Tremont CUSD 702	2014	1.40	1.40	0.40	0.40	0.20	3.80	Recognition
Wallace CCSD 195	2014	1.40	1.40	0.40	0.40	0.20	3.80	Recognition
Wheeling CCSD 21	2013	1.40	1.40	0.30	0.40	0.30	3.80	Recognition
Willow Grove SD 46	2014	1.40	1.40	0.30	0.40	0.30	3.80	Recognition
Winnetka SD 36	2014	1.40	1.40	0.40	0.40	0.20	3.80	Recognition
	2013	1.40	1.40	0.40	0.40	0.20	3.80	Recognition
Winthrop Harbor SD 1	2013	1.40	1.40	0.30	0.40	0.30	3.80	Recognition
Worth SD 127	2013	1.40	1.40	0.40	0.40	0.20	3.80	Recognition
	2014	1.40	1.40	0.40	0.40	0.20	3.80	Recognition
Arbor Park SD 145	2014	1.40	1.40	0.40	0.40	0.10	3.70	Recognition
Atwood Heights SD 125	2014	1.40	1.40	0.40	0.40	0.10	3.70	Recognition
Aurora East USD 131	2013	1.40	1.40	0.40	0.40	0.10	3.70	Recognition
Belle Valley SD 119	2013	1.40	1.40	0.40	0.40	0.10	3.70	Recognition
	2014	1.40	1.40	0.40	0.40	0.10	3.70	Recognition
Belvidere CUSD 100	2013	1.40	1.40	0.30	0.40	0.20	3.70	Recognition
Brimfield CUSD 309	2014	1.40	1.40	0.40	0.40	0.10	3.70	Recognition
Brookwood SD 167	2014	1.40	1.40	0.40	0.40	0.10	3.70	Recognition

***(FBRR - Fund Balance/Revenue Ratio - Weighting of 35%, EXRV - Expenditures/Revenue Ratio have a Weighting of 35%, DCOH - Days Cash on Hand - Weighting of 10%, STB - Short-Term Debt - Weighting of 10%, and LTD - Long-Term Debt have a Weighting of 10%)***

***Because Whiteside School District 115 did not submit an FY14 AFR, they are in the Financial Watch category.***



<b><u>District Name</u></b>	<b><u>Data Year</u></b>	<b><u>FBRR</u></b>	<b><u>ERR</u></b>	<b><u>DCOH</u></b>	<b><u>STB</u></b>	<b><u>LTD</u></b>	<b><u>Total Score</u></b>	<b><u>Designation</u></b>
Brownstown CUSD 201	2013	1.40	1.40	0.30	0.40	0.20	3.70	Recognition
Calumet City SD 155	2014	1.40	1.40	0.40	0.40	0.10	3.70	Recognition
CCSD 62	2014	1.40	1.40	0.40	0.40	0.10	3.70	Recognition
	2013	1.40	1.40	0.40	0.40	0.10	3.70	Recognition
Central CUSD 301	2013	1.40	1.40	0.30	0.40	0.20	3.70	Recognition
Central SD 104	2014	1.40	1.40	0.40	0.40	0.10	3.70	Recognition
Central SD 51	2013	1.40	1.40	0.40	0.40	0.10	3.70	Recognition
Chester N HSD 122	2013	1.40	1.40	0.40	0.10	0.40	3.70	Recognition
Cicero SD 99	2013	1.40	1.40	0.40	0.40	0.10	3.70	Recognition
Clay City CUSD 10	2014	1.40	1.40	0.30	0.40	0.20	3.70	Recognition
	2013	1.40	1.40	0.30	0.40	0.20	3.70	Recognition
Columbia CUSD 4	2013	1.40	1.40	0.30	0.40	0.20	3.70	Recognition
County of Union Sch Dist No43	2013	1.40	1.40	0.30	0.40	0.20	3.70	Recognition
County of Winnebago SD 320	2013	1.40	1.40	0.40	0.40	0.10	3.70	Recognition
Crete Monee CUSD 201U	2013	1.40	1.40	0.40	0.40	0.10	3.70	Recognition
Dolton SD 148	2014	1.40	1.40	0.40	0.40	0.10	3.70	Recognition
Elmwood Park CUSD 401	2014	1.40	1.40	0.30	0.40	0.20	3.70	Recognition
Emmons SD 33	2014	1.40	1.40	0.40	0.40	0.10	3.70	Recognition
	2013	1.40	1.40	0.40	0.40	0.10	3.70	Recognition

***(FBRR - Fund Balance/Revenue Ratio - Weighting of 35%, EXRV - Expenditures/Revenue Ratio have a Weighting of 35%, DCOH - Days Cash on Hand - Weighting of 10%, STB - Short-Term Debt - Weighting of 10%, and LTD - Long-Term Debt have a Weighting of 10%)***

***Because Whiteside School District 115 did not submit an FY14 AFR, they are in the Financial Watch category.***

<b><u>District Name</u></b>	<b><u>Data Year</u></b>	<b><u>FBRR</u></b>	<b><u>ERR</u></b>	<b><u>DCOH</u></b>	<b><u>STB</u></b>	<b><u>LTD</u></b>	<b><u>Total Score</u></b>	<b><u>Designation</u></b>
Flora CUSD 35	2014	1.40	1.40	0.40	0.40	0.10	3.70	Recognition
Geneva CUSD 304	2014	1.40	1.40	0.40	0.40	0.10	3.70	Recognition
	2013	1.40	1.40	0.40	0.40	0.10	3.70	Recognition
Giant City CCSD 130	2013	1.40	1.40	0.30	0.40	0.20	3.70	Recognition
	2014	1.40	1.40	0.30	0.40	0.20	3.70	Recognition
Golf ESD 67	2013	1.40	1.40	0.30	0.40	0.20	3.70	Recognition
Grayslake CHSD 127	2014	1.40	1.40	0.40	0.40	0.10	3.70	Recognition
	2013	1.40	1.40	0.40	0.40	0.10	3.70	Recognition
Gurnee SD 56	2013	1.40	1.40	0.40	0.40	0.10	3.70	Recognition
Harvard CUSD 50	2014	1.40	1.40	0.40	0.40	0.10	3.70	Recognition
Hazel Crest SD 152-5	2013	1.40	1.40	0.40	0.40	0.10	3.70	Recognition
Hinsdale CCSD 181	2013	1.40	1.40	0.30	0.40	0.20	3.70	Recognition
Joliet Twp HSD 204	2014	1.40	1.40	0.30	0.40	0.20	3.70	Recognition
Kaneland CUSD 302	2014	1.40	1.40	0.40	0.40	0.10	3.70	Recognition
Lemont Twp HSD 210	2013	1.40	1.40	0.40	0.40	0.10	3.70	Recognition
LeRoy CUSD 2	2014	1.40	1.40	0.30	0.40	0.20	3.70	Recognition
Lincoln ESD 156	2014	1.40	1.40	0.40	0.40	0.10	3.70	Recognition
	2013	1.40	1.40	0.40	0.40	0.10	3.70	Recognition
Lincoln ESD 27	2014	1.40	1.40	0.40	0.40	0.10	3.70	Recognition

***(FBRR - Fund Balance/Revenue Ratio - Weighting of 35%, EXRV - Expenditures/Revenue Ratio have a Weighting of 35%, DCOH - Days Cash on Hand - Weighting of 10%, STB - Short-Term Debt - Weighting of 10%, and LTD - Long-Term Debt have a Weighting of 10%)***

***Because Whiteside School District 115 did not submit an FY14 AFR, they are in the Financial Watch category.***

<b><u>District Name</u></b>	<b><u>Data Year</u></b>	<b><u>FBRR</u></b>	<b><u>ERR</u></b>	<b><u>DCOH</u></b>	<b><u>STB</u></b>	<b><u>LTD</u></b>	<b><u>Total Score</u></b>	<b><u>Designation</u></b>
Mannheim SD 83	2014	1.40	1.40	0.40	0.40	0.10	3.70	Recognition
Manteno CUSD 5	2013	1.40	1.40	0.40	0.40	0.10	3.70	Recognition
Maywood-Melrose Park- Broadview 89	2013	1.40	1.40	0.30	0.40	0.20	3.70	Recognition
	2014	1.40	1.40	0.30	0.40	0.20	3.70	Recognition
Minooka CHSD 111	2013	1.40	1.40	0.40	0.40	0.10	3.70	Recognition
Mt Vernon Twp HSD 201	2014	1.40	1.40	0.30	0.40	0.20	3.70	Recognition
O Fallon Twp HSD 203	2013	1.40	1.40	0.40	0.40	0.10	3.70	Recognition
Oblong CUSD 4	2014	1.40	1.40	0.30	0.40	0.20	3.70	Recognition
Panhandle CUSD 2	2013	1.40	1.40	0.30	0.40	0.20	3.70	Recognition
Plano CUSD 88	2014	1.40	1.40	0.40	0.40	0.10	3.70	Recognition
	2013	1.40	1.40	0.40	0.40	0.10	3.70	Recognition
Prairie Hill CCSD 133	2013	1.40	1.40	0.40	0.40	0.10	3.70	Recognition
Richland GSD 88A	2014	1.40	1.40	0.40	0.40	0.10	3.70	Recognition
Ridgeland SD 122	2014	1.40	1.40	0.40	0.40	0.10	3.70	Recognition
	2013	1.40	1.40	0.40	0.40	0.10	3.70	Recognition
Ridgewood CHSD 234	2013	1.40	1.40	0.40	0.40	0.10	3.70	Recognition
	2014	1.40	1.40	0.40	0.40	0.10	3.70	Recognition
Riverside-Brookfield Twp SD 208	2014	1.40	1.40	0.40	0.40	0.10	3.70	Recognition
Roanoke Benson CUSD 60	2014	1.40	1.40	0.40	0.40	0.10	3.70	Recognition

***(FBRR - Fund Balance/Revenue Ratio - Weighting of 35%, EXRV - Expenditures/Revenue Ratio have a Weighting of 35%, DCOH - Days Cash on Hand - Weighting of 10%, STB - Short-Term Debt - Weighting of 10%, and LTD - Long-Term Debt have a Weighting of 10%)***

***Because Whiteside School District 115 did not submit an FY14 AFR, they are in the Financial Watch category.***

<b><u>District Name</u></b>	<b><u>Data Year</u></b>	<b><u>FBRR</u></b>	<b><u>ERR</u></b>	<b><u>DCOH</u></b>	<b><u>STB</u></b>	<b><u>LTD</u></b>	<b><u>Total Score</u></b>	<b><u>Designation</u></b>
Roanoke Benson CUSD 60	2013	1.40	1.40	0.30	0.40	0.20	3.70	Recognition
Rochester CUSD 3A	2014	1.40	1.40	0.40	0.40	0.10	3.70	Recognition
Rockford SD 205	2013	1.40	1.40	0.20	0.40	0.30	3.70	Recognition
Rossville-Alvin CUSD 7	2013	1.40	1.40	0.40	0.40	0.10	3.70	Recognition
	2014	1.40	1.40	0.40	0.40	0.10	3.70	Recognition
Saratoga CCSD 60C	2013	1.40	1.40	0.40	0.40	0.10	3.70	Recognition
Schiller Park SD 81	2014	1.40	1.40	0.40	0.40	0.10	3.70	Recognition
	2013	1.40	1.40	0.40	0.40	0.10	3.70	Recognition
SD U-46	2014	1.40	1.40	0.30	0.40	0.20	3.70	Recognition
Signal Hill SD 181	2014	1.40	1.40	0.40	0.40	0.10	3.70	Recognition
Silvis SD 34	2014	1.40	1.40	0.40	0.40	0.10	3.70	Recognition
South Central CUD 401	2014	1.40	1.40	0.30	0.40	0.20	3.70	Recognition
South Holland SD 151	2014	1.40	1.40	0.40	0.40	0.10	3.70	Recognition
Spring Valley CCSD 99	2014	1.40	1.40	0.40	0.40	0.10	3.70	Recognition
	2013	1.40	1.40	0.40	0.40	0.10	3.70	Recognition
St George CCSD 258	2014	1.40	1.40	0.30	0.40	0.20	3.70	Recognition
Summit Hill SD 161	2013	1.40	1.40	0.40	0.40	0.10	3.70	Recognition
Taft SD 90	2013	1.40	1.40	0.40	0.40	0.10	3.70	Recognition
Thornton Fractional Twp HSD 215	2014	1.40	1.40	0.30	0.40	0.20	3.70	Recognition

***(FBRR - Fund Balance/Revenue Ratio - Weighting of 35%, EXRV - Expenditures/Revenue Ratio have a Weighting of 35%, DCOH - Days Cash on Hand - Weighting of 10%, STB - Short-Term Debt - Weighting of 10%, and LTD - Long-Term Debt have a Weighting of 10%)***

***Because Whiteside School District 115 did not submit an FY14 AFR, they are in the Financial Watch category.***

<b><u>District Name</u></b>	<b><u>Data Year</u></b>	<b><u>FBRR</u></b>	<b><u>ERR</u></b>	<b><u>DCOH</u></b>	<b><u>STB</u></b>	<b><u>LTD</u></b>	<b><u>Total Score</u></b>	<b><u>Designation</u></b>
Troy CCSD 30C	2013	1.40	1.40	0.40	0.40	0.10	3.70	Recognition
	2014	1.40	1.40	0.40	0.40	0.10	3.70	Recognition
Vandalia CUSD 203	2014	1.40	1.40	0.30	0.40	0.20	3.70	Recognition
Waterloo CUSD 5	2014	1.40	1.40	0.40	0.40	0.10	3.70	Recognition
West Chicago ESD 33	2014	1.40	1.40	0.40	0.40	0.10	3.70	Recognition
West Washington Co CUD 10	2014	1.40	1.40	0.40	0.40	0.10	3.70	Recognition
	2013	1.40	1.40	0.40	0.40	0.10	3.70	Recognition
Willow Springs SD 108	2014	1.40	1.40	0.40	0.40	0.10	3.70	Recognition
	2013	1.40	1.40	0.40	0.40	0.10	3.70	Recognition
Wilmington CUSD 209U	2013	1.40	1.40	0.40	0.40	0.10	3.70	Recognition
Wolf Branch SD 113	2013	1.40	1.40	0.30	0.40	0.20	3.70	Recognition
Woodland CCSD 50	2014	1.40	1.40	0.30	0.40	0.20	3.70	Recognition
	2013	1.40	1.40	0.30	0.40	0.20	3.70	Recognition
Woodstock CUSD 200	2014	1.40	1.40	0.40	0.40	0.10	3.70	Recognition
	2013	1.40	1.40	0.40	0.40	0.10	3.70	Recognition
Yorkville CUSD 115	2013	1.40	1.40	0.40	0.40	0.10	3.70	Recognition
	2014	1.40	1.40	0.40	0.40	0.10	3.70	Recognition
Abingdon CUSD 217	2013	1.40	1.05	0.40	0.40	0.40	3.65	Recognition
Albers SD 63	2013	1.40	1.05	0.40	0.40	0.40	3.65	Recognition
Annawan CUSD 226	2013	1.40	1.05	0.40	0.40	0.40	3.65	Recognition

*(FBRR - Fund Balance/Revenue Ratio - Weighting of 35%, EXRV - Expenditures/Revenue Ratio have a Weighting of 35%, DCOH - Days Cash on Hand - Weighting of 10%, STB - Short-Term Debt - Weighting of 10%, and LTD - Long-Term Debt have a Weighting of 10%)*

*Because Whiteside School District 115 did not submit an FY14 AFR, they are in the Financial Watch category.*

<b><u>District Name</u></b>	<b><u>Data Year</u></b>	<b><u>FBRR</u></b>	<b><u>ERR</u></b>	<b><u>DCOH</u></b>	<b><u>STB</u></b>	<b><u>LTD</u></b>	<b><u>Total Score</u></b>	<b><u>Designation</u></b>
Antioch CCSD 34	2014	1.40	1.05	0.40	0.40	0.40	3.65	Recognition
Armstrong Twp HSD 225	2014	1.40	1.05	0.40	0.40	0.40	3.65	Recognition
	2013	1.40	1.05	0.40	0.40	0.40	3.65	Recognition
Armstrong-Ellis Cons SD 61	2013	1.40	1.05	0.40	0.40	0.40	3.65	Recognition
Ashton-Franklin Center CUSD 275	2014	1.40	1.05	0.40	0.40	0.40	3.65	Recognition
Bartelso SD 57	2013	1.40	1.05	0.40	0.40	0.40	3.65	Recognition
	2014	1.40	1.05	0.40	0.40	0.40	3.65	Recognition
Beecher City CUSD 20	2013	1.40	1.05	0.40	0.40	0.40	3.65	Recognition
	2014	1.40	1.05	0.40	0.40	0.40	3.65	Recognition
Burbank SD 111	2013	1.40	1.05	0.40	0.40	0.40	3.65	Recognition
Burnham SD 154-5	2013	1.40	1.05	0.40	0.40	0.40	3.65	Recognition
Carlyle CUSD 1	2014	1.40	1.05	0.40	0.40	0.40	3.65	Recognition
Carthage ESD 317	2014	1.40	1.05	0.40	0.40	0.40	3.65	Recognition
CCSD 168	2013	1.40	1.05	0.40	0.40	0.40	3.65	Recognition
	2014	1.40	1.05	0.40	0.40	0.40	3.65	Recognition
Central CHSD 71	2014	1.40	1.05	0.40	0.40	0.40	3.65	Recognition
Central CUSD 3	2013	1.40	1.05	0.40	0.40	0.40	3.65	Recognition
	2014	1.40	1.05	0.40	0.40	0.40	3.65	Recognition
Chicago Heights SD 170	2014	1.40	1.05	0.40	0.40	0.40	3.65	Recognition

***(FBRR - Fund Balance/Revenue Ratio - Weighting of 35%, EXRV - Expenditures/Revenue Ratio have a Weighting of 35%, DCOH - Days Cash on Hand - Weighting of 10%, STB - Short-Term Debt - Weighting of 10%, and LTD - Long-Term Debt have a Weighting of 10%)***

***Because Whiteside School District 115 did not submit an FY14 AFR, they are in the Financial Watch category.***

<b><u>District Name</u></b>	<b><u>Data Year</u></b>	<b><u>FBRR</u></b>	<b><u>ERR</u></b>	<b><u>DCOH</u></b>	<b><u>STB</u></b>	<b><u>LTD</u></b>	<b><u>Total Score</u></b>	<b><u>Designation</u></b>
CHSD 155	2014	1.40	1.05	0.40	0.40	0.40	3.65	Recognition
	2013	1.40	1.05	0.40	0.40	0.40	3.65	Recognition
CHSD 218	2013	1.40	1.05	0.40	0.40	0.40	3.65	Recognition
Colona SD 190	2013	1.40	1.05	0.40	0.40	0.40	3.65	Recognition
Comm Cons SD 59	2014	1.40	1.05	0.40	0.40	0.40	3.65	Recognition
Cons HSD 230	2014	1.40	1.05	0.40	0.40	0.40	3.65	Recognition
Crescent Iroquois CUSD 249	2013	1.40	1.05	0.40	0.40	0.40	3.65	Recognition
Creve Coeur SD 76	2014	1.40	1.05	0.40	0.40	0.40	3.65	Recognition
Cypress SD 64	2013	1.40	1.05	0.40	0.40	0.40	3.65	Recognition
Darien SD 61	2013	1.40	1.05	0.40	0.40	0.40	3.65	Recognition
Delavan CUSD 703	2013	1.40	1.05	0.40	0.40	0.40	3.65	Recognition
Donovan CUSD 3	2014	1.40	1.05	0.40	0.40	0.40	3.65	Recognition
Downers Grove GSD 58	2013	1.40	1.05	0.40	0.40	0.40	3.65	Recognition
East Coloma SD 12	2013	1.40	1.05	0.40	0.40	0.40	3.65	Recognition
East Prairie SD 73	2014	1.40	1.05	0.40	0.40	0.40	3.65	Recognition
	2013	1.40	1.05	0.40	0.40	0.40	3.65	Recognition
Effingham CUSD 40	2013	1.40	1.05	0.40	0.40	0.40	3.65	Recognition
	2014	1.40	1.05	0.40	0.40	0.40	3.65	Recognition
Elwood CCSD 203	2014	1.40	1.05	0.40	0.40	0.40	3.65	Recognition

***(FBRR - Fund Balance/Revenue Ratio - Weighting of 35%, EXRV - Expenditures/Revenue Ratio have a Weighting of 35%, DCOH - Days Cash on Hand - Weighting of 10%, STB - Short-Term Debt - Weighting of 10%, and LTD - Long-Term Debt have a Weighting of 10%)***

***Because Whiteside School District 115 did not submit an FY14 AFR, they are in the Financial Watch category.***

<b><u>District Name</u></b>	<b><u>Data Year</u></b>	<b><u>FBRR</u></b>	<b><u>ERR</u></b>	<b><u>DCOH</u></b>	<b><u>STB</u></b>	<b><u>LTD</u></b>	<b><u>Total Score</u></b>	<b><u>Designation</u></b>
Evergreen Park ESD 124	2013	1.40	1.05	0.40	0.40	0.40	3.65	Recognition
Farmington Central CUSD 265	2014	1.40	1.05	0.40	0.40	0.40	3.65	Recognition
Flossmoor SD 161	2013	1.40	1.05	0.40	0.40	0.40	3.65	Recognition
Forest Park SD 91	2014	1.40	1.05	0.40	0.40	0.40	3.65	Recognition
Franklin CUSD 1	2014	1.40	1.05	0.40	0.40	0.40	3.65	Recognition
	2013	1.40	1.05	0.40	0.40	0.40	3.65	Recognition
Freeburg CCSD 70	2014	1.40	1.05	0.40	0.40	0.40	3.65	Recognition
Galva CUSD 224	2013	1.40	1.05	0.40	0.40	0.40	3.65	Recognition
Gardner CCSD 72C	2013	1.40	1.05	0.40	0.40	0.40	3.65	Recognition
	2014	1.40	1.05	0.40	0.40	0.40	3.65	Recognition
Gardner S Wilmington Twp HSD 73	2014	1.40	1.05	0.40	0.40	0.40	3.65	Recognition
Geneseo CUSD 228	2014	1.40	1.05	0.40	0.40	0.40	3.65	Recognition
	2013	1.40	1.05	0.40	0.40	0.40	3.65	Recognition
Glen Ellyn SD 41	2014	1.40	1.05	0.40	0.40	0.40	3.65	Recognition
Glenview CCSD 34	2014	1.40	1.05	0.40	0.40	0.40	3.65	Recognition
Gower SD 62	2013	1.40	1.05	0.40	0.40	0.40	3.65	Recognition
Grand Ridge CCSD 95	2013	1.40	1.05	0.40	0.40	0.40	3.65	Recognition
Greenview CUSD 200	2013	1.40	1.05	0.40	0.40	0.40	3.65	Recognition
Harvey SD 152	2014	1.40	1.05	0.40	0.40	0.40	3.65	Recognition

***(FBRR - Fund Balance/Revenue Ratio - Weighting of 35%, EXRV - Expenditures/Revenue Ratio have a Weighting of 35%, DCOH - Days Cash on Hand - Weighting of 10%, STB - Short-Term Debt - Weighting of 10%, and LTD - Long-Term Debt have a Weighting of 10%)***

***Because Whiteside School District 115 did not submit an FY14 AFR, they are in the Financial Watch category.***



<b><u>District Name</u></b>	<b><u>Data Year</u></b>	<b><u>FBRR</u></b>	<b><u>ERR</u></b>	<b><u>DCOH</u></b>	<b><u>STB</u></b>	<b><u>LTD</u></b>	<b><u>Total Score</u></b>	<b><u>Designation</u></b>
Harvey SD 152	2013	1.40	1.05	0.40	0.40	0.40	3.65	Recognition
Havana CUSD 126	2013	1.40	1.05	0.40	0.40	0.40	3.65	Recognition
Henry-Senachwine CUSD 5	2014	1.40	1.05	0.40	0.40	0.40	3.65	Recognition
	2013	1.40	1.05	0.40	0.40	0.40	3.65	Recognition
Homer CCSD 33C	2014	1.40	1.05	0.40	0.40	0.40	3.65	Recognition
	2013	1.40	1.05	0.40	0.40	0.40	3.65	Recognition
Hoopeston Area CUSD 11	2013	1.40	1.05	0.40	0.40	0.40	3.65	Recognition
	2014	1.40	1.05	0.40	0.40	0.40	3.65	Recognition
Hoyleton Cons SD 29	2014	1.40	1.05	0.40	0.40	0.40	3.65	Recognition
Illini Bluffs CUSD 327	2013	1.40	1.05	0.40	0.40	0.40	3.65	Recognition
Iroquois County CUSD 9	2013	1.40	1.05	0.40	0.40	0.40	3.65	Recognition
Iroquois West CUSD 10	2013	1.40	1.05	0.40	0.40	0.40	3.65	Recognition
	2014	1.40	1.05	0.40	0.40	0.40	3.65	Recognition
Kell Cons SD 2	2014	1.40	1.05	0.40	0.40	0.40	3.65	Recognition
Kirby SD 140	2014	1.40	1.05	0.40	0.40	0.40	3.65	Recognition
La Moille CUSD 303	2014	1.40	1.05	0.40	0.40	0.40	3.65	Recognition
LaGrange Highlands SD 106	2013	1.40	1.05	0.40	0.40	0.40	3.65	Recognition
Lake Forest SD 67	2014	1.05	1.40	0.40	0.40	0.40	3.65	Recognition
	2013	1.05	1.40	0.40	0.40	0.40	3.65	Recognition
Lena Winslow CUSD 202	2013	1.40	1.05	0.40	0.40	0.40	3.65	Recognition

***(FBRR - Fund Balance/Revenue Ratio - Weighting of 35%, EXRV - Expenditures/Revenue Ratio have a Weighting of 35%, DCOH - Days Cash on Hand - Weighting of 10%, STB - Short-Term Debt - Weighting of 10%, and LTD - Long-Term Debt have a Weighting of 10%)***

***Because Whiteside School District 115 did not submit an FY14 AFR, they are in the Financial Watch category.***

<b><u>District Name</u></b>	<b><u>Data Year</u></b>	<b><u>FBRR</u></b>	<b><u>ERR</u></b>	<b><u>DCOH</u></b>	<b><u>STB</u></b>	<b><u>LTD</u></b>	<b><u>Total Score</u></b>	<b><u>Designation</u></b>
Limestone CHSD 310	2013	1.40	1.05	0.40	0.40	0.40	3.65	Recognition
Limestone Walters CCSD 316	2013	1.40	1.05	0.40	0.40	0.40	3.65	Recognition
	2014	1.40	1.05	0.40	0.40	0.40	3.65	Recognition
Lisbon CCSD 90	2014	1.40	1.05	0.40	0.40	0.40	3.65	Recognition
Lostant CUSD 425	2013	1.40	1.05	0.40	0.40	0.40	3.65	Recognition
Lowpoint-Washburn CUSD 21	2013	1.40	1.05	0.40	0.40	0.40	3.65	Recognition
Marengo CHSD 154	2013	1.40	1.05	0.40	0.40	0.40	3.65	Recognition
	2014	1.40	1.05	0.40	0.40	0.40	3.65	Recognition
Marseilles ESD 150	2013	1.40	1.05	0.40	0.40	0.40	3.65	Recognition
Meredosia-Chambersburg CUSD 11	2013	1.40	1.05	0.40	0.40	0.40	3.65	Recognition
Milford Twp HSD 233	2013	1.40	1.05	0.40	0.40	0.40	3.65	Recognition
Mokena SD 159	2014	1.40	1.05	0.40	0.40	0.40	3.65	Recognition
Monroe SD 70	2013	1.40	1.05	0.40	0.40	0.40	3.65	Recognition
Morton CUSD 709	2014	1.40	1.05	0.40	0.40	0.40	3.65	Recognition
Nashville CHSD 99	2013	1.40	1.05	0.40	0.40	0.40	3.65	Recognition
	2014	1.40	1.05	0.40	0.40	0.40	3.65	Recognition
Niles ESD 71	2013	1.40	1.05	0.40	0.40	0.40	3.65	Recognition
Nippersink SD 2	2014	1.40	1.05	0.40	0.40	0.40	3.65	Recognition

***(FBRR - Fund Balance/Revenue Ratio - Weighting of 35%, EXRV - Expenditures/Revenue Ratio have a Weighting of 35%, DCOH - Days Cash on Hand - Weighting of 10%, STB - Short-Term Debt - Weighting of 10%, and LTD - Long-Term Debt have a Weighting of 10%)***

***Because Whiteside School District 115 did not submit an FY14 AFR, they are in the Financial Watch category.***

<b><u>District Name</u></b>	<b><u>Data Year</u></b>	<b><u>FBRR</u></b>	<b><u>ERR</u></b>	<b><u>DCOH</u></b>	<b><u>STB</u></b>	<b><u>LTD</u></b>	<b><u>Total Score</u></b>	<b><u>Designation</u></b>
Norridge SD 80	2013	1.40	1.05	0.40	0.40	0.40	3.65	Recognition
	2014	1.40	1.05	0.40	0.40	0.40	3.65	Recognition
North Wayne CUSD 200	2013	1.40	1.05	0.40	0.40	0.40	3.65	Recognition
	2014	1.40	1.05	0.40	0.40	0.40	3.65	Recognition
Norwood ESD 63	2013	1.40	1.05	0.40	0.40	0.40	3.65	Recognition
Oak Grove SD 68	2014	1.05	1.40	0.40	0.40	0.40	3.65	Recognition
Oak Lawn CHSD 229	2013	1.40	1.05	0.40	0.40	0.40	3.65	Recognition
Opdyke-Belle-Rive CCSD 5	2013	1.40	1.05	0.40	0.40	0.40	3.65	Recognition
Oregon CUSD 220	2013	1.40	1.05	0.40	0.40	0.40	3.65	Recognition
Orland SD 135	2014	1.40	1.05	0.40	0.40	0.40	3.65	Recognition
Ottawa Twp HSD 140	2013	1.40	1.05	0.40	0.40	0.40	3.65	Recognition
	2014	1.40	1.05	0.40	0.40	0.40	3.65	Recognition
Pekin CSD 303	2013	1.40	1.05	0.40	0.40	0.40	3.65	Recognition
Pinckneyville SD 50	2014	1.40	1.05	0.40	0.40	0.40	3.65	Recognition
	2013	1.40	1.05	0.40	0.40	0.40	3.65	Recognition
Polo CUSD 222	2013	1.40	1.05	0.40	0.40	0.40	3.65	Recognition
	2014	1.40	1.05	0.40	0.40	0.40	3.65	Recognition
Pope Co CUD 1	2013	1.40	1.05	0.40	0.40	0.40	3.65	Recognition
Prairie Du Rocher CCSD 134	2014	1.40	1.05	0.40	0.40	0.40	3.65	Recognition
	2013	1.40	1.05	0.40	0.40	0.40	3.65	Recognition

*(FBRR - Fund Balance/Revenue Ratio - Weighting of 35%, EXRV - Expenditures/Revenue Ratio have a Weighting of 35%, DCOH - Days Cash on Hand - Weighting of 10%, STB - Short-Term Debt - Weighting of 10%, and LTD - Long-Term Debt have a Weighting of 10%)*

*Because Whiteside School District 115 did not submit an FY14 AFR, they are in the Financial Watch category.*

<b><u>District Name</u></b>	<b><u>Data Year</u></b>	<b><u>FBRR</u></b>	<b><u>ERR</u></b>	<b><u>DCOH</u></b>	<b><u>STB</u></b>	<b><u>LTD</u></b>	<b><u>Total Score</u></b>	<b><u>Designation</u></b>
Prairieview-Ogden CCSD 197	2013	1.40	1.05	0.40	0.40	0.40	3.65	Recognition
Princeton HSD 500	2014	1.40	1.05	0.40	0.40	0.40	3.65	Recognition
	2013	1.40	1.05	0.40	0.40	0.40	3.65	Recognition
Putnam County CUSD 535	2014	1.40	1.05	0.40	0.40	0.40	3.65	Recognition
Raccoon Cons SD 1	2013	1.40	1.05	0.40	0.40	0.40	3.65	Recognition
River Ridge CUSD 210	2013	1.40	1.05	0.40	0.40	0.40	3.65	Recognition
Robein SD 85	2013	1.40	1.05	0.40	0.40	0.40	3.65	Recognition
Rock Falls Twp HSD 301	2013	1.40	1.05	0.40	0.40	0.40	3.65	Recognition
	2014	1.40	1.05	0.40	0.40	0.40	3.65	Recognition
Rome CCSD 2	2013	1.40	1.05	0.40	0.40	0.40	3.65	Recognition
	2014	1.40	1.05	0.40	0.40	0.40	3.65	Recognition
Rooks Creek CCSD 425	2013	1.40	1.05	0.40	0.40	0.40	3.65	Recognition
	2014	1.40	1.05	0.40	0.40	0.40	3.65	Recognition
Rutland CCSD 230	2013	1.40	1.05	0.40	0.40	0.40	3.65	Recognition
	2014	1.40	1.05	0.40	0.40	0.40	3.65	Recognition
Scales Mound CUSD 211	2013	1.40	1.05	0.40	0.40	0.40	3.65	Recognition
Schaumburg CCSD 54	2014	1.40	1.05	0.40	0.40	0.40	3.65	Recognition
Scott-Morgan CUSD 2	2014	1.40	1.05	0.40	0.40	0.40	3.65	Recognition
Seneca Twp HSD 160	2013	1.40	1.05	0.40	0.40	0.40	3.65	Recognition
Skokie SD 68	2013	1.40	1.05	0.40	0.40	0.40	3.65	Recognition

*(FBRR - Fund Balance/Revenue Ratio - Weighting of 35%, EXRV - Expenditures/Revenue Ratio have a Weighting of 35%, DCOH - Days Cash on Hand - Weighting of 10%, STB - Short-Term Debt - Weighting of 10%, and LTD - Long-Term Debt have a Weighting of 10%)*

*Because Whiteside School District 115 did not submit an FY14 AFR, they are in the Financial Watch category.*

<b><u>District Name</u></b>	<b><u>Data Year</u></b>	<b><u>FBRR</u></b>	<b><u>ERR</u></b>	<b><u>DCOH</u></b>	<b><u>STB</u></b>	<b><u>LTD</u></b>	<b><u>Total Score</u></b>	<b><u>Designation</u></b>
Smithton CCSD 130	2013	1.40	1.05	0.40	0.40	0.40	3.65	Recognition
	2014	1.40	1.05	0.40	0.40	0.40	3.65	Recognition
Southeastern CUSD 337	2013	1.40	1.05	0.40	0.40	0.40	3.65	Recognition
St Anne CCSD 256	2014	1.40	1.05	0.40	0.40	0.40	3.65	Recognition
	2013	1.40	1.05	0.40	0.40	0.40	3.65	Recognition
St Rose SD 14-15	2014	1.40	1.05	0.40	0.40	0.40	3.65	Recognition
Steger SD 194	2013	1.40	1.05	0.40	0.40	0.40	3.65	Recognition
	2014	1.40	1.05	0.40	0.40	0.40	3.65	Recognition
Stockton CUSD 206	2013	1.40	1.05	0.40	0.40	0.40	3.65	Recognition
Sullivan CUSD 300	2014	1.40	1.05	0.40	0.40	0.40	3.65	Recognition
Summersville SD 79	2013	1.40	1.05	0.40	0.40	0.40	3.65	Recognition
Thomasboro CCSD 130	2014	1.40	1.05	0.40	0.40	0.40	3.65	Recognition
	2013	1.40	1.05	0.40	0.40	0.40	3.65	Recognition
Tonica CCSD 79	2013	1.40	1.05	0.40	0.40	0.40	3.65	Recognition
	2014	1.40	1.05	0.40	0.40	0.40	3.65	Recognition
Tri Valley CUSD 3	2014	1.40	1.05	0.40	0.40	0.40	3.65	Recognition
Union Ridge SD 86	2014	1.40	1.05	0.40	0.40	0.40	3.65	Recognition
United Twp HSD 30	2014	1.40	1.05	0.40	0.40	0.40	3.65	Recognition
V I T CUSD 2	2013	1.40	1.05	0.40	0.40	0.40	3.65	Recognition
	2014	1.40	1.05	0.40	0.40	0.40	3.65	Recognition

*(FBRR - Fund Balance/Revenue Ratio - Weighting of 35%, EXRV - Expenditures/Revenue Ratio have a Weighting of 35%, DCOH - Days Cash on Hand - Weighting of 10%, STB - Short-Term Debt - Weighting of 10%, and LTD - Long-Term Debt have a Weighting of 10%)*

*Because Whiteside School District 115 did not submit an FY14 AFR, they are in the Financial Watch category.*

<b><u>District Name</u></b>	<b><u>Data Year</u></b>	<b><u>FBRR</u></b>	<b><u>ERR</u></b>	<b><u>DCOH</u></b>	<b><u>STB</u></b>	<b><u>LTD</u></b>	<b><u>Total Score</u></b>	<b><u>Designation</u></b>
Valmeyer CUSD 3	2013	1.40	1.05	0.40	0.40	0.40	3.65	Recognition
Venice CUSD 3	2013	1.40	1.05	0.40	0.40	0.40	3.65	Recognition
	2014	1.40	1.05	0.40	0.40	0.40	3.65	Recognition
Waltham CCSD 185	2014	1.40	1.05	0.40	0.40	0.40	3.65	Recognition
Waverly CUSD 6	2013	1.40	1.05	0.40	0.40	0.40	3.65	Recognition
West Central CUSD 235	2013	1.40	1.05	0.40	0.40	0.40	3.65	Recognition
West Prairie CUSD 103	2013	1.40	1.05	0.40	0.40	0.40	3.65	Recognition
	2014	1.40	1.05	0.40	0.40	0.40	3.65	Recognition
Windsor CUSD 1	2014	1.40	1.05	0.40	0.40	0.40	3.65	Recognition
	2013	1.40	1.05	0.40	0.40	0.40	3.65	Recognition
Wood Dale SD 7	2014	1.40	1.05	0.40	0.40	0.40	3.65	Recognition
	2013	1.40	1.05	0.40	0.40	0.40	3.65	Recognition
Berwyn South SD 100	2013	1.40	1.40	0.30	0.40	0.10	3.60	Recognition
Central SD 104	2013	1.40	1.40	0.30	0.40	0.10	3.60	Recognition
Christopher USD 99	2014	1.40	1.40	0.30	0.40	0.10	3.60	Recognition
Cons SD 158	2014	1.40	1.40	0.30	0.40	0.10	3.60	Recognition
	2013	1.40	1.40	0.30	0.40	0.10	3.60	Recognition
CUSD 300	2013	1.40	1.40	0.30	0.40	0.10	3.60	Recognition
Dolton SD 148	2013	1.40	1.40	0.30	0.40	0.10	3.60	Recognition

***(FBRR - Fund Balance/Revenue Ratio - Weighting of 35%, EXRV - Expenditures/Revenue Ratio have a Weighting of 35%, DCOH - Days Cash on Hand - Weighting of 10%, STB - Short-Term Debt - Weighting of 10%, and LTD - Long-Term Debt have a Weighting of 10%)***

***Because Whiteside School District 115 did not submit an FY14 AFR, they are in the Financial Watch category.***

<b><u>District Name</u></b>	<b><u>Data Year</u></b>	<b><u>FBRR</u></b>	<b><u>ERR</u></b>	<b><u>DCOH</u></b>	<b><u>STB</u></b>	<b><u>LTD</u></b>	<b><u>Total Score</u></b>	<b><u>Designation</u></b>
East Richland CUSD 1	2014	1.40	1.40	0.30	0.40	0.10	3.60	Recognition
East St Louis SD 189	2014	1.40	1.40	0.30	0.40	0.10	3.60	Recognition
ESD 159	2013	1.40	1.40	0.30	0.40	0.10	3.60	Recognition
	2014	1.40	1.40	0.30	0.40	0.10	3.60	Recognition
Gen George Patton SD 133	2014	1.40	1.40	0.30	0.40	0.10	3.60	Recognition
Hoover-Schrum Memorial SD 157	2013	1.40	1.40	0.30	0.40	0.10	3.60	Recognition
Joliet PSD 86	2014	1.40	1.40	0.30	0.40	0.10	3.60	Recognition
	2013	1.40	1.40	0.30	0.40	0.10	3.60	Recognition
Lawrence County CUD 20	2013	1.40	1.40	0.30	0.40	0.10	3.60	Recognition
LeRoy CUSD 2	2013	1.40	1.40	0.30	0.40	0.10	3.60	Recognition
Martinsville CUSD 3C	2014	1.40	1.40	0.30	0.40	0.10	3.60	Recognition
Matteson ESD 162	2014	1.40	1.40	0.30	0.40	0.10	3.60	Recognition
Meridian CUSD 15	2013	1.40	1.40	0.30	0.40	0.10	3.60	Recognition
New Lenox SD 122	2013	1.40	1.40	0.30	0.40	0.10	3.60	Recognition
Oak Lawn-Hometown SD 123	2014	1.40	1.40	0.30	0.40	0.10	3.60	Recognition
Park Forest SD 163	2013	1.40	1.40	0.30	0.40	0.10	3.60	Recognition
	2014	1.40	1.40	0.30	0.40	0.10	3.60	Recognition
Prairie-Hills ESD 144	2014	1.40	1.40	0.30	0.40	0.10	3.60	Recognition
Queen Bee SD 16	2014	1.40	1.40	0.30	0.40	0.10	3.60	Recognition

***(FBRR - Fund Balance/Revenue Ratio - Weighting of 35%, EXRV - Expenditures/Revenue Ratio have a Weighting of 35%, DCOH - Days Cash on Hand - Weighting of 10%, STB - Short-Term Debt - Weighting of 10%, and LTD - Long-Term Debt have a Weighting of 10%)***

***Because Whiteside School District 115 did not submit an FY14 AFR, they are in the Financial Watch category.***

<b><u>District Name</u></b>	<b><u>Data Year</u></b>	<b><u>FBRR</u></b>	<b><u>ERR</u></b>	<b><u>DCOH</u></b>	<b><u>STB</u></b>	<b><u>LTD</u></b>	<b><u>Total Score</u></b>	<b><u>Designation</u></b>
Queen Bee SD 16	2013	1.40	1.40	0.30	0.40	0.10	3.60	Recognition
Rantoul City SD 137	2014	1.40	1.40	0.30	0.40	0.10	3.60	Recognition
Richland GSD 88A	2013	1.40	1.40	0.30	0.40	0.10	3.60	Recognition
Riverside-Brookfield Twp SD 208	2013	1.40	1.40	0.30	0.40	0.10	3.60	Recognition
Southwestern CUSD 9	2013	1.40	1.40	0.30	0.40	0.10	3.60	Recognition
St George CCSD 258	2013	1.40	1.40	0.30	0.40	0.10	3.60	Recognition
Summit SD 104	2013	1.40	1.40	0.30	0.40	0.10	3.60	Recognition
Union SD 81	2014	1.40	1.40	0.30	0.40	0.10	3.60	Recognition
Wauconda CUSD 118	2014	1.40	1.40	0.30	0.40	0.10	3.60	Recognition
	2013	1.40	1.40	0.30	0.40	0.10	3.60	Recognition
West Chicago ESD 33	2013	1.40	1.40	0.30	0.40	0.10	3.60	Recognition
Zion ESD 6	2014	1.40	1.40	0.30	0.40	0.10	3.60	Recognition
	2013	1.40	1.40	0.30	0.40	0.10	3.60	Recognition
A-C Central CUSD 262	2014	1.40	1.05	0.40	0.40	0.30	3.55	Recognition
Anna CCSD 37	2013	1.40	1.05	0.30	0.40	0.40	3.55	Recognition
Anna Jonesboro CHSD 81	2014	1.40	1.05	0.30	0.40	0.40	3.55	Recognition
Annawan CUSD 226	2014	1.40	1.05	0.40	0.40	0.30	3.55	Recognition
Antioch CCSD 34	2013	1.40	1.05	0.40	0.40	0.30	3.55	Recognition

*(FBRR - Fund Balance/Revenue Ratio - Weighting of 35%, EXRV - Expenditures/Revenue Ratio have a Weighting of 35%, DCOH - Days Cash on Hand - Weighting of 10%, STB - Short-Term Debt - Weighting of 10%, and LTD - Long-Term Debt have a Weighting of 10%)*

*Because Whiteside School District 115 did not submit an FY14 AFR, they are in the Financial Watch category.*



<b><u>District Name</u></b>	<b><u>Data Year</u></b>	<b><u>FBRR</u></b>	<b><u>ERR</u></b>	<b><u>DCOH</u></b>	<b><u>STB</u></b>	<b><u>LTD</u></b>	<b><u>Total Score</u></b>	<b><u>Designation</u></b>
Arcola CUSD 306	2013	1.40	1.05	0.40	0.40	0.30	3.55	Recognition
Argo CHSD 217	2013	1.40	1.05	0.40	0.40	0.30	3.55	Recognition
	2014	1.40	1.05	0.40	0.40	0.30	3.55	Recognition
Arthur CUSD 305	2013	1.40	1.05	0.30	0.40	0.40	3.55	Recognition
	2014	1.40	1.05	0.30	0.40	0.40	3.55	Recognition
Ashton-Franklin Center CUSD 275	2013	1.40	1.05	0.40	0.40	0.30	3.55	Recognition
Astoria CUSD 1	2013	1.40	1.05	0.40	0.40	0.30	3.55	Recognition
	2014	1.40	1.05	0.40	0.40	0.30	3.55	Recognition
Barrington CUSD 220	2014	1.40	1.05	0.30	0.40	0.40	3.55	Recognition
Bloomington SD 87	2014	1.40	1.05	0.40	0.40	0.30	3.55	Recognition
	2013	1.40	1.05	0.40	0.40	0.30	3.55	Recognition
Bourbonnais SD 53	2014	1.40	1.05	0.40	0.40	0.30	3.55	Recognition
Bradley SD 61	2014	1.40	1.05	0.30	0.40	0.40	3.55	Recognition
	2013	1.40	1.05	0.30	0.40	0.40	3.55	Recognition
Bremen CHSD 228	2013	1.40	1.05	0.30	0.40	0.40	3.55	Recognition
	2014	1.40	1.05	0.40	0.40	0.30	3.55	Recognition
Brown County CUSD 1	2013	1.40	1.05	0.30	0.40	0.40	3.55	Recognition
Bunker Hill CUSD 8	2013	1.40	1.05	0.30	0.40	0.40	3.55	Recognition
Bushnell Prairie City CUSD 170	2013	1.40	1.05	0.30	0.40	0.40	3.55	Recognition
	2014	1.40	1.05	0.30	0.40	0.40	3.55	Recognition

***(FBRR - Fund Balance/Revenue Ratio - Weighting of 35%, EXRV - Expenditures/Revenue Ratio have a Weighting of 35%, DCOH - Days Cash on Hand - Weighting of 10%, STB - Short-Term Debt - Weighting of 10%, and LTD - Long-Term Debt have a Weighting of 10%)***

***Because Whiteside School District 115 did not submit an FY14 AFR, they are in the Financial Watch category.***

<b><u>District Name</u></b>	<b><u>Data Year</u></b>	<b><u>FBRR</u></b>	<b><u>ERR</u></b>	<b><u>DCOH</u></b>	<b><u>STB</u></b>	<b><u>LTD</u></b>	<b><u>Total Score</u></b>	<b><u>Designation</u></b>
Cairo USD 1	2014	1.40	1.05	0.40	0.40	0.30	3.55	Recognition
Cambridge CUSD 227	2013	1.40	1.05	0.30	0.40	0.40	3.55	Recognition
Carlinville CUSD 1	2013	1.40	1.05	0.30	0.40	0.40	3.55	Recognition
Carrollton CUSD 1	2013	1.40	1.05	0.30	0.40	0.40	3.55	Recognition
Cass SD 63	2013	1.40	1.05	0.30	0.40	0.40	3.55	Recognition
Catlin CUSD 5	2014	1.40	1.05	0.30	0.40	0.40	3.55	Recognition
CCSD 204	2014	1.40	1.05	0.40	0.40	0.30	3.55	Recognition
	2013	1.40	1.05	0.40	0.40	0.30	3.55	Recognition
CCSD 89	2013	1.40	1.05	0.40	0.40	0.30	3.55	Recognition
	2014	1.40	1.05	0.40	0.40	0.30	3.55	Recognition
Central A & M CUD 21	2013	1.40	1.05	0.30	0.40	0.40	3.55	Recognition
Chadwick-Milledgeville CUSD 399	2014	1.40	1.05	0.40	0.40	0.30	3.55	Recognition
Charleston CUSD 1	2014	1.40	1.05	0.30	0.40	0.40	3.55	Recognition
	2013	1.40	1.05	0.30	0.40	0.40	3.55	Recognition
Chicago Heights SD 170	2013	1.40	1.05	0.40	0.40	0.30	3.55	Recognition
Collinsville CUSD 10	2013	1.40	1.05	0.30	0.40	0.40	3.55	Recognition
Colona SD 190	2014	1.40	1.05	0.30	0.40	0.40	3.55	Recognition
Crystal Lake CCSD 47	2014	1.40	1.05	0.40	0.40	0.30	3.55	Recognition
Cypress SD 64	2014	1.40	1.05	0.30	0.40	0.40	3.55	Recognition

***(FBRR - Fund Balance/Revenue Ratio - Weighting of 35%, EXRV - Expenditures/Revenue Ratio have a Weighting of 35%, DCOH - Days Cash on Hand - Weighting of 10%, STB - Short-Term Debt - Weighting of 10%, and LTD - Long-Term Debt have a Weighting of 10%)***

***Because Whiteside School District 115 did not submit an FY14 AFR, they are in the Financial Watch category.***

<b><u>District Name</u></b>	<b><u>Data Year</u></b>	<b><u>FBRR</u></b>	<b><u>ERR</u></b>	<b><u>DCOH</u></b>	<b><u>STB</u></b>	<b><u>LTD</u></b>	<b><u>Total Score</u></b>	<b><u>Designation</u></b>
Dalzell SD 98	2013	1.40	1.05	0.40	0.40	0.30	3.55	Recognition
Dieterich CUSD 30	2014	1.40	1.05	0.40	0.40	0.30	3.55	Recognition
	2013	1.40	1.05	0.40	0.40	0.30	3.55	Recognition
District 50 Schools	2013	1.40	1.05	0.40	0.40	0.30	3.55	Recognition
Dixon USD 170	2013	1.40	1.05	0.30	0.40	0.40	3.55	Recognition
	2014	1.40	1.05	0.30	0.40	0.40	3.55	Recognition
Downers Grove GSD 58	2014	1.40	1.05	0.30	0.40	0.40	3.55	Recognition
East Alton-Wood River CHSD 14	2014	1.40	1.05	0.40	0.40	0.30	3.55	Recognition
	2013	1.40	1.05	0.40	0.40	0.30	3.55	Recognition
East Dubuque USD 119	2013	1.40	1.05	0.30	0.40	0.40	3.55	Recognition
East Peoria CHSD 309	2014	1.40	1.05	0.40	0.40	0.30	3.55	Recognition
	2013	1.40	1.05	0.40	0.40	0.30	3.55	Recognition
Eastland CUSD 308	2014	1.40	1.05	0.40	0.40	0.30	3.55	Recognition
Edwards County CUSD 1	2014	1.40	1.05	0.30	0.40	0.40	3.55	Recognition
	2013	1.40	1.05	0.30	0.40	0.40	3.55	Recognition
Egyptian CUSD 5	2013	1.40	1.05	0.30	0.40	0.40	3.55	Recognition
El Paso-Gridley CUSD 11	2013	1.40	1.05	0.30	0.40	0.40	3.55	Recognition
Elmwood CUSD 322	2013	1.40	1.05	0.30	0.40	0.40	3.55	Recognition
	2014	1.40	1.05	0.30	0.40	0.40	3.55	Recognition
Eureka CUD 140	2014	1.40	1.05	0.30	0.40	0.40	3.55	Recognition

***(FBRR - Fund Balance/Revenue Ratio - Weighting of 35%, EXRV - Expenditures/Revenue Ratio have a Weighting of 35%, DCOH - Days Cash on Hand - Weighting of 10%, STB - Short-Term Debt - Weighting of 10%, and LTD - Long-Term Debt have a Weighting of 10%)***

***Because Whiteside School District 115 did not submit an FY14 AFR, they are in the Financial Watch category.***

<b><u>District Name</u></b>	<b><u>Data Year</u></b>	<b><u>FBRR</u></b>	<b><u>ERR</u></b>	<b><u>DCOH</u></b>	<b><u>STB</u></b>	<b><u>LTD</u></b>	<b><u>Total Score</u></b>	<b><u>Designation</u></b>
Evergreen Park ESD 124	2014	1.40	1.05	0.40	0.40	0.30	3.55	Recognition
Fairfield Comm H S Dist 225	2014	1.40	1.05	0.30	0.40	0.40	3.55	Recognition
	2013	1.40	1.05	0.30	0.40	0.40	3.55	Recognition
Field CCSD 3	2013	1.40	1.05	0.30	0.40	0.40	3.55	Recognition
	2014	1.40	1.05	0.30	0.40	0.40	3.55	Recognition
Flanagan-Cornell Dist 74	2013	1.40	1.05	0.30	0.40	0.40	3.55	Recognition
Flossmoor SD 161	2014	1.40	1.05	0.40	0.40	0.30	3.55	Recognition
Fox River Grove Cons SD 3	2014	1.40	1.05	0.40	0.40	0.30	3.55	Recognition
Freeburg CHSD 77	2013	1.40	1.05	0.40	0.40	0.30	3.55	Recognition
Galena USD 120	2013	1.40	1.05	0.30	0.40	0.40	3.55	Recognition
Gallatin CUSD 7	2013	1.40	1.05	0.30	0.40	0.40	3.55	Recognition
Genoa Kingston CUSD 424	2013	1.40	1.05	0.40	0.40	0.30	3.55	Recognition
	2014	1.40	1.05	0.40	0.40	0.30	3.55	Recognition
Gibson City-Melvin-Sibley CUSD 5	2014	1.40	1.05	0.40	0.40	0.30	3.55	Recognition
	2013	1.40	1.05	0.40	0.40	0.30	3.55	Recognition
Grand Ridge CCSD 95	2014	1.40	1.05	0.40	0.40	0.30	3.55	Recognition
Greenfield CUSD 10	2013	1.40	1.05	0.30	0.40	0.40	3.55	Recognition
	2014	1.40	1.05	0.30	0.40	0.40	3.55	Recognition
Hamilton CCSD 328	2013	1.40	1.05	0.30	0.40	0.40	3.55	Recognition

***(FBRR - Fund Balance/Revenue Ratio - Weighting of 35%, EXRV - Expenditures/Revenue Ratio have a Weighting of 35%, DCOH - Days Cash on Hand - Weighting of 10%, STB - Short-Term Debt - Weighting of 10%, and LTD - Long-Term Debt have a Weighting of 10%)***

***Because Whiteside School District 115 did not submit an FY14 AFR, they are in the Financial Watch category.***

<b><u>District Name</u></b>	<b><u>Data Year</u></b>	<b><u>FBRR</u></b>	<b><u>ERR</u></b>	<b><u>DCOH</u></b>	<b><u>STB</u></b>	<b><u>LTD</u></b>	<b><u>Total Score</u></b>	<b><u>Designation</u></b>
Hartsburg Emden CUSD 21	2013	1.40	1.05	0.30	0.40	0.40	3.55	Recognition
Havana CUSD 126	2014	1.40	1.05	0.40	0.40	0.30	3.55	Recognition
Hawthorn CCSD 73	2014	1.40	1.05	0.40	0.40	0.30	3.55	Recognition
Herscher CUSD 2	2013	1.40	1.05	0.40	0.40	0.30	3.55	Recognition
	2014	1.40	1.05	0.40	0.40	0.30	3.55	Recognition
Il Valley Central USD 321	2013	1.40	1.05	0.40	0.40	0.30	3.55	Recognition
Illini Bluffs CUSD 327	2014	1.40	1.05	0.30	0.40	0.40	3.55	Recognition
Indian Springs SD 109	2014	1.40	1.05	0.40	0.40	0.30	3.55	Recognition
Irvington CCSD 11	2014	1.40	1.05	0.30	0.40	0.40	3.55	Recognition
Itasca SD 10	2014	1.40	1.05	0.40	0.40	0.30	3.55	Recognition
	2013	1.40	1.05	0.40	0.40	0.30	3.55	Recognition
Iuka CCSD 7	2014	1.40	1.05	0.30	0.40	0.40	3.55	Recognition
Jamaica CUSD 12	2014	1.40	1.05	0.30	0.40	0.40	3.55	Recognition
Kankakee SD 111	2013	1.40	1.05	0.30	0.40	0.40	3.55	Recognition
Kenilworth SD 38	2013	1.40	1.05	0.40	0.40	0.30	3.55	Recognition
Kinnikinnick CCSD 131	2013	1.40	1.05	0.40	0.40	0.30	3.55	Recognition
	2014	1.40	1.05	0.40	0.40	0.30	3.55	Recognition
La Salle ESD 122	2013	1.40	1.05	0.30	0.40	0.40	3.55	Recognition
	2014	1.40	1.05	0.30	0.40	0.40	3.55	Recognition

***(FBRR - Fund Balance/Revenue Ratio - Weighting of 35%, EXRV - Expenditures/Revenue Ratio have a Weighting of 35%, DCOH - Days Cash on Hand - Weighting of 10%, STB - Short-Term Debt - Weighting of 10%, and LTD - Long-Term Debt have a Weighting of 10%)***

***Because Whiteside School District 115 did not submit an FY14 AFR, they are in the Financial Watch category.***

<b><u>District Name</u></b>	<b><u>Data Year</u></b>	<b><u>FBRR</u></b>	<b><u>ERR</u></b>	<b><u>DCOH</u></b>	<b><u>STB</u></b>	<b><u>LTD</u></b>	<b><u>Total Score</u></b>	<b><u>Designation</u></b>
La Salle-Peru Twp HSD 120	2014	1.40	1.05	0.40	0.40	0.30	3.55	Recognition
	2013	1.40	1.05	0.40	0.40	0.30	3.55	Recognition
Ladd CCSD 94	2014	1.40	1.05	0.40	0.40	0.30	3.55	Recognition
Lake Forest CHSD 115	2013	1.05	1.40	0.40	0.40	0.30	3.55	Recognition
	2014	1.05	1.40	0.40	0.40	0.30	3.55	Recognition
Lake Park CHSD 108	2013	1.05	1.40	0.40	0.40	0.30	3.55	Recognition
	2014	1.05	1.40	0.40	0.40	0.30	3.55	Recognition
Lansing SD 158	2013	1.40	1.05	0.30	0.40	0.40	3.55	Recognition
Leland CUSD 1	2013	1.40	1.05	0.40	0.40	0.30	3.55	Recognition
	2014	1.40	1.05	0.40	0.40	0.30	3.55	Recognition
Liberty CUSD 2	2013	1.40	1.05	0.30	0.40	0.40	3.55	Recognition
	2014	1.40	1.05	0.30	0.40	0.40	3.55	Recognition
Lick Creek CCSD 16	2013	1.40	1.05	0.30	0.40	0.40	3.55	Recognition
Limestone CHSD 310	2014	1.40	1.05	0.30	0.40	0.40	3.55	Recognition
Litchfield CUSD 12	2013	1.40	1.05	0.30	0.40	0.40	3.55	Recognition
Lowpoint-Washburn CUSD 21	2014	1.40	1.05	0.30	0.40	0.40	3.55	Recognition
Ludlow CCSD 142	2013	1.40	1.05	0.30	0.40	0.40	3.55	Recognition
Maercker SD 60	2013	1.40	1.05	0.40	0.40	0.30	3.55	Recognition
Marquardt SD 15	2013	1.40	1.05	0.40	0.40	0.30	3.55	Recognition
Marshall CUSD 2C	2013	1.40	1.05	0.40	0.40	0.30	3.55	Recognition

*(FBRR - Fund Balance/Revenue Ratio - Weighting of 35%, EXRV - Expenditures/Revenue Ratio have a Weighting of 35%, DCOH - Days Cash on Hand - Weighting of 10%, STB - Short-Term Debt - Weighting of 10%, and LTD - Long-Term Debt have a Weighting of 10%)*

*Because Whiteside School District 115 did not submit an FY14 AFR, they are in the Financial Watch category.*

<b><u>District Name</u></b>	<b><u>Data Year</u></b>	<b><u>FBRR</u></b>	<b><u>ERR</u></b>	<b><u>DCOH</u></b>	<b><u>STB</u></b>	<b><u>LTD</u></b>	<b><u>Total Score</u></b>	<b><u>Designation</u></b>
Medinah SD 11	2013	1.40	1.05	0.40	0.40	0.30	3.55	Recognition
Meredosia-Chambersburg CUSD 11	2014	1.40	1.05	0.30	0.40	0.40	3.55	Recognition
Midlothian SD 143	2013	1.40	1.05	0.40	0.40	0.30	3.55	Recognition
	2014	1.40	1.05	0.40	0.40	0.30	3.55	Recognition
Milford CCSD 280	2013	1.40	1.05	0.40	0.40	0.30	3.55	Recognition
Monmouth-Roseville CUSD 238	2014	1.05	1.40	0.30	0.40	0.40	3.55	Recognition
Morris CHSD 101	2013	1.40	1.05	0.30	0.40	0.40	3.55	Recognition
Morrison CUSD 6	2014	1.40	1.05	0.40	0.40	0.30	3.55	Recognition
	2013	1.40	1.05	0.40	0.40	0.30	3.55	Recognition
Mount Olive CUSD 5	2013	1.40	1.05	0.30	0.40	0.40	3.55	Recognition
Nashville CCSD 49	2014	1.40	1.05	0.40	0.40	0.30	3.55	Recognition
	2013	1.40	1.05	0.40	0.40	0.30	3.55	Recognition
Nelson Public SD No 8	2013	1.40	1.05	0.30	0.40	0.40	3.55	Recognition
Nettle Creek CCSD 24C	2013	1.40	1.05	0.40	0.40	0.30	3.55	Recognition
New Athens CUSD 60	2013	1.40	1.05	0.30	0.40	0.40	3.55	Recognition
Newark CCSD 66	2014	1.40	1.05	0.40	0.40	0.30	3.55	Recognition
	2013	1.40	1.05	0.40	0.40	0.30	3.55	Recognition
Nokomis CUSD 22	2013	1.40	1.05	0.30	0.40	0.40	3.55	Recognition
North Clay CUSD 25	2013	1.40	1.05	0.40	0.40	0.30	3.55	Recognition

***(FBRR - Fund Balance/Revenue Ratio - Weighting of 35%, EXRV - Expenditures/Revenue Ratio have a Weighting of 35%, DCOH - Days Cash on Hand - Weighting of 10%, STB - Short-Term Debt - Weighting of 10%, and LTD - Long-Term Debt have a Weighting of 10%)***

***Because Whiteside School District 115 did not submit an FY14 AFR, they are in the Financial Watch category.***

<b><u>District Name</u></b>	<b><u>Data Year</u></b>	<b><u>FBRR</u></b>	<b><u>ERR</u></b>	<b><u>DCOH</u></b>	<b><u>STB</u></b>	<b><u>LTD</u></b>	<b><u>Total Score</u></b>	<b><u>Designation</u></b>
Oak Lawn CHSD 229	2014	1.40	1.05	0.30	0.40	0.40	3.55	Recognition
Oakdale CCSD 1	2014	1.40	1.05	0.30	0.40	0.40	3.55	Recognition
Odin PSD 722	2013	1.40	1.05	0.30	0.40	0.40	3.55	Recognition
Oglesby ESD 125	2014	1.40	1.05	0.40	0.40	0.30	3.55	Recognition
Oregon CUSD 220	2014	1.40	1.05	0.40	0.40	0.30	3.55	Recognition
Palatine CCSD 15	2014	1.40	1.05	0.30	0.40	0.40	3.55	Recognition
Pana CUSD 8	2013	1.40	1.05	0.40	0.40	0.30	3.55	Recognition
	2014	1.40	1.05	0.40	0.40	0.30	3.55	Recognition
Patoka CUSD 100	2013	1.40	1.05	0.30	0.40	0.40	3.55	Recognition
	2014	1.40	1.05	0.30	0.40	0.40	3.55	Recognition
Pearl City CUSD 200	2014	1.40	1.05	0.30	0.40	0.40	3.55	Recognition
	2013	1.40	1.05	0.30	0.40	0.40	3.55	Recognition
Pikeland CUSD 10	2014	1.40	1.05	0.30	0.40	0.40	3.55	Recognition
Pontiac-W Holliday SD 105	2013	1.40	1.05	0.30	0.40	0.40	3.55	Recognition
	2014	1.40	1.05	0.30	0.40	0.40	3.55	Recognition
Prophetstown-Lyndon-Tampico CUSD3	2014	1.40	1.05	0.30	0.40	0.40	3.55	Recognition
Ramsey CUSD 204	2014	1.40	1.05	0.40	0.40	0.30	3.55	Recognition
	2013	1.40	1.05	0.40	0.40	0.30	3.55	Recognition
River Bend CUSD 2	2014	1.40	1.05	0.30	0.40	0.40	3.55	Recognition
	2013	1.40	1.05	0.30	0.40	0.40	3.55	Recognition

***(FBRR - Fund Balance/Revenue Ratio - Weighting of 35%, EXRV - Expenditures/Revenue Ratio have a Weighting of 35%, DCOH - Days Cash on Hand - Weighting of 10%, STB - Short-Term Debt - Weighting of 10%, and LTD - Long-Term Debt have a Weighting of 10%)***

***Because Whiteside School District 115 did not submit an FY14 AFR, they are in the Financial Watch category.***



<b><u>District Name</u></b>	<b><u>Data Year</u></b>	<b><u>FBRR</u></b>	<b><u>ERR</u></b>	<b><u>DCOH</u></b>	<b><u>STB</u></b>	<b><u>LTD</u></b>	<b><u>Total Score</u></b>	<b><u>Designation</u></b>
Riverdale CUSD 100	2014	1.40	1.05	0.30	0.40	0.40	3.55	Recognition
Riverview CCSD 2	2013	1.40	1.05	0.30	0.40	0.40	3.55	Recognition
Rockridge CUSD 300	2014	1.40	1.05	0.30	0.40	0.40	3.55	Recognition
	2013	1.40	1.05	0.30	0.40	0.40	3.55	Recognition
Roselle SD 12	2013	1.40	1.05	0.40	0.40	0.30	3.55	Recognition
Rosemont ESD 78	2013	1.40	1.05	0.30	0.40	0.40	3.55	Recognition
	2014	1.40	1.05	0.30	0.40	0.40	3.55	Recognition
Salt Creek SD 48	2013	1.40	1.05	0.40	0.30	0.40	3.55	Recognition
Selmaville CCSD 10	2014	1.40	1.05	0.40	0.40	0.30	3.55	Recognition
Serena CUSD 2	2013	1.40	1.05	0.40	0.40	0.30	3.55	Recognition
	2014	1.40	1.05	0.40	0.40	0.30	3.55	Recognition
Sesser-Valier CUSD 196	2014	1.40	1.05	0.40	0.40	0.30	3.55	Recognition
	2013	1.40	1.05	0.40	0.40	0.30	3.55	Recognition
Shawnee CUSD 84	2013	1.40	1.05	0.30	0.40	0.40	3.55	Recognition
South Central CUD 401	2013	1.40	1.05	0.30	0.40	0.40	3.55	Recognition
South Holland SD 150	2013	1.40	1.05	0.40	0.40	0.30	3.55	Recognition
Southeastern CUSD 337	2014	1.40	1.05	0.30	0.40	0.40	3.55	Recognition
Spoon River Valley CUSD 4	2013	1.40	1.05	0.30	0.40	0.40	3.55	Recognition
	2014	1.40	1.05	0.30	0.40	0.40	3.55	Recognition

***(FBRR - Fund Balance/Revenue Ratio - Weighting of 35%, EXRV - Expenditures/Revenue Ratio have a Weighting of 35%, DCOH - Days Cash on Hand - Weighting of 10%, STB - Short-Term Debt - Weighting of 10%, and LTD - Long-Term Debt have a Weighting of 10%)***

***Because Whiteside School District 115 did not submit an FY14 AFR, they are in the Financial Watch category.***

<b><u>District Name</u></b>	<b><u>Data Year</u></b>	<b><u>FBRR</u></b>	<b><u>ERR</u></b>	<b><u>DCOH</u></b>	<b><u>STB</u></b>	<b><u>LTD</u></b>	<b><u>Total Score</u></b>	<b><u>Designation</u></b>
St Elmo CUSD 202	2014	1.40	1.05	0.40	0.40	0.30	3.55	Recognition
	2013	1.40	1.05	0.40	0.40	0.30	3.55	Recognition
Staunton CUSD 6	2014	1.40	1.05	0.30	0.40	0.40	3.55	Recognition
	2013	1.40	1.05	0.30	0.40	0.40	3.55	Recognition
Steeleville CUSD 138	2014	1.40	1.05	0.30	0.40	0.40	3.55	Recognition
	2013	1.40	1.05	0.30	0.40	0.40	3.55	Recognition
Sullivan CUSD 300	2013	1.40	1.05	0.30	0.40	0.40	3.55	Recognition
Taylorville CUSD 3	2013	1.40	1.05	0.30	0.40	0.40	3.55	Recognition
Teutopolis CUSD 50	2013	1.40	1.05	0.40	0.40	0.30	3.55	Recognition
Thornton SD 154	2013	1.40	1.05	0.40	0.40	0.30	3.55	Recognition
Tri City CUSD 1	2013	1.40	1.05	0.30	0.40	0.40	3.55	Recognition
	2014	1.40	1.05	0.30	0.40	0.40	3.55	Recognition
Tri Valley CUSD 3	2013	1.40	1.05	0.30	0.40	0.40	3.55	Recognition
Triopia CUSD 27	2014	1.40	1.05	0.30	0.40	0.40	3.55	Recognition
	2013	1.40	1.05	0.30	0.40	0.40	3.55	Recognition
Valmeyer CUSD 3	2014	1.40	1.05	0.30	0.40	0.40	3.55	Recognition
Villa Grove CUSD 302	2013	1.40	1.05	0.30	0.40	0.40	3.55	Recognition
	2014	1.40	1.05	0.30	0.40	0.40	3.55	Recognition
Waltonville CUSD 1	2013	1.40	1.05	0.30	0.40	0.40	3.55	Recognition
Warren CUSD 205	2013	1.40	1.05	0.40	0.40	0.30	3.55	Recognition

*(FBRR - Fund Balance/Revenue Ratio - Weighting of 35%, EXRV - Expenditures/Revenue Ratio have a Weighting of 35%, DCOH - Days Cash on Hand - Weighting of 10%, STB - Short-Term Debt - Weighting of 10%, and LTD - Long-Term Debt have a Weighting of 10%)*

*Because Whiteside School District 115 did not submit an FY14 AFR, they are in the Financial Watch category.*

<b><u>District Name</u></b>	<b><u>Data Year</u></b>	<b><u>FBRR</u></b>	<b><u>ERR</u></b>	<b><u>DCOH</u></b>	<b><u>STB</u></b>	<b><u>LTD</u></b>	<b><u>Total Score</u></b>	<b><u>Designation</u></b>
Washington CHSD 308	2013	1.40	1.05	0.40	0.40	0.30	3.55	Recognition
Washington SD 52	2013	1.40	1.05	0.40	0.40	0.30	3.55	Recognition
	2014	1.40	1.05	0.40	0.40	0.30	3.55	Recognition
West Lincoln-Broadwell ESD 92	2014	1.40	1.05	0.40	0.40	0.30	3.55	Recognition
	2013	1.40	1.05	0.40	0.40	0.30	3.55	Recognition
West Richland CUSD 2	2013	1.40	1.05	0.30	0.40	0.40	3.55	Recognition
	2014	1.40	1.05	0.30	0.40	0.40	3.55	Recognition
Westchester SD 92-5	2014	1.40	1.05	0.40	0.40	0.30	3.55	Recognition
	2013	1.40	1.05	0.40	0.40	0.30	3.55	Recognition
Westville CUSD 2	2013	1.40	1.05	0.40	0.40	0.30	3.55	Recognition
	2014	1.40	1.05	0.40	0.40	0.30	3.55	Recognition
Wethersfield CUSD 230	2014	1.40	1.05	0.40	0.40	0.30	3.55	Recognition
	2013	1.40	1.05	0.40	0.40	0.30	3.55	Recognition
Williamsville CUSD 15	2013	1.40	1.05	0.30	0.40	0.40	3.55	Recognition
	2014	1.40	1.05	0.30	0.40	0.40	3.55	Recognition
Winchester CUSD 1	2013	1.40	1.05	0.30	0.40	0.40	3.55	Recognition
Winnebago CUSD 323	2014	1.40	1.05	0.30	0.40	0.40	3.55	Recognition
East St Louis SD 189	2013	1.40	1.40	0.20	0.40	0.10	3.50	Review
Allendale CCSD 17	2013	1.40	1.05	0.20	0.40	0.40	3.45	Review
AlWood CUSD 225	2013	1.40	1.05	0.30	0.40	0.30	3.45	Review
	2014	1.40	1.05	0.30	0.40	0.30	3.45	Review

*(FBRR - Fund Balance/Revenue Ratio - Weighting of 35%, EXRV - Expenditures/Revenue Ratio have a Weighting of 35%, DCOH - Days Cash on Hand - Weighting of 10%, STB - Short-Term Debt - Weighting of 10%, and LTD - Long-Term Debt have a Weighting of 10%)*

*Because Whiteside School District 115 did not submit an FY14 AFR, they are in the Financial Watch category.*

<u>District Name</u>	<u>Data Year</u>	<u>FBRR</u>	<u>ERR</u>	<u>DCOH</u>	<u>STB</u>	<u>LTD</u>	<u>Total Score</u>	<u>Designation</u>
Argenta-Oreana CUSD 1	2014	1.40	1.05	0.30	0.40	0.30	3.45	Review
Athens CUSD 213	2014	1.40	1.05	0.30	0.40	0.30	3.45	Review
Beardstown CUSD 15	2014	1.40	1.05	0.30	0.40	0.30	3.45	Review
Berkeley SD 87	2014	1.40	1.05	0.40	0.40	0.20	3.45	Review
	2013	1.40	1.05	0.40	0.40	0.20	3.45	Review
Bloom Twp HSD 206	2013	1.40	1.05	0.30	0.40	0.30	3.45	Review
Blue Ridge CUSD 18	2014	1.40	1.05	0.40	0.40	0.20	3.45	Review
Bourbonnais SD 53	2013	1.40	1.05	0.30	0.40	0.30	3.45	Review
Brown County CUSD 1	2014	1.40	1.05	0.30	0.40	0.30	3.45	Review
Buncombe Cons SD 43	2014	1.05	1.40	0.20	0.40	0.40	3.45	Review
Bureau Valley CUSD 340	2013	1.40	1.05	0.30	0.40	0.30	3.45	Review
Burnham SD 154-5	2014	1.40	1.05	0.40	0.40	0.20	3.45	Review
Byron CUSD 226	2013	1.40	1.05	0.30	0.40	0.30	3.45	Review
Canton Union SD 66	2014	1.40	1.05	0.30	0.40	0.30	3.45	Review
	2013	1.40	1.05	0.30	0.40	0.30	3.45	Review
Cass SD 63	2014	1.40	1.05	0.30	0.40	0.30	3.45	Review
CCSD 146	2013	1.40	1.05	0.40	0.40	0.20	3.45	Review
Central CUSD 4	2014	1.40	1.05	0.40	0.40	0.20	3.45	Review
	2013	1.40	1.05	0.40	0.40	0.20	3.45	Review

*(FBRR - Fund Balance/Revenue Ratio - Weighting of 35%, EXRV - Expenditures/Revenue Ratio have a Weighting of 35%, DCOH - Days Cash on Hand - Weighting of 10%, STB - Short-Term Debt - Weighting of 10%, and LTD - Long-Term Debt have a Weighting of 10%)*

*Because Whiteside School District 115 did not submit an FY14 AFR, they are in the Financial Watch category.*

<b><u>District Name</u></b>	<b><u>Data Year</u></b>	<b><u>FBRR</u></b>	<b><u>ERR</u></b>	<b><u>DCOH</u></b>	<b><u>STB</u></b>	<b><u>LTD</u></b>	<b><u>Total Score</u></b>	<b><u>Designation</u></b>
Central SD 51	2014	1.40	1.05	0.40	0.40	0.20	3.45	Review
Centralia SD 135	2014	1.40	1.05	0.30	0.40	0.30	3.45	Review
	2013	1.40	1.05	0.30	0.40	0.30	3.45	Review
Century CUSD 100	2014	1.40	1.05	0.40	0.40	0.20	3.45	Review
Chester CUSD 139	2013	1.40	1.05	0.30	0.40	0.30	3.45	Review
Chester-East Lincoln CCSD 61	2014	1.40	1.05	0.40	0.40	0.20	3.45	Review
Chicago Ridge SD 127-5	2013	1.40	1.05	0.40	0.40	0.20	3.45	Review
Christopher USD 99	2013	1.40	1.05	0.40	0.40	0.20	3.45	Review
Cobden SUD 17	2013	1.40	1.05	0.40	0.40	0.20	3.45	Review
	2014	1.40	1.05	0.40	0.40	0.20	3.45	Review
Cook County SD 130	2014	1.40	1.05	0.30	0.40	0.30	3.45	Review
Coulterville USD 1	2014	1.05	1.40	0.20	0.40	0.40	3.45	Review
County of Winnebago SD 320	2014	1.40	1.05	0.40	0.40	0.20	3.45	Review
Cowden-Herrick CUSD 3A	2014	1.05	1.40	0.20	0.40	0.40	3.45	Review
Cumberland CUSD 77	2013	1.40	1.05	0.30	0.40	0.30	3.45	Review
	2014	1.40	1.05	0.30	0.40	0.30	3.45	Review
CUSD 200	2014	1.40	1.05	0.30	0.40	0.30	3.45	Review
CUSD 3 Fulton County	2014	1.40	1.05	0.30	0.40	0.30	3.45	Review
Dallas ESD 327	2013	1.40	1.05	0.30	0.40	0.30	3.45	Review

***(FBRR - Fund Balance/Revenue Ratio - Weighting of 35%, EXRV - Expenditures/Revenue Ratio have a Weighting of 35%, DCOH - Days Cash on Hand - Weighting of 10%, STB - Short-Term Debt - Weighting of 10%, and LTD - Long-Term Debt have a Weighting of 10%)***

***Because Whiteside School District 115 did not submit an FY14 AFR, they are in the Financial Watch category.***

<b><u>District Name</u></b>	<b><u>Data Year</u></b>	<b><u>FBRR</u></b>	<b><u>ERR</u></b>	<b><u>DCOH</u></b>	<b><u>STB</u></b>	<b><u>LTD</u></b>	<b><u>Total Score</u></b>	<b><u>Designation</u></b>
Dallas ESD 327	2014	1.40	1.05	0.30	0.40	0.30	3.45	Review
Dalzell SD 98	2014	1.40	1.05	0.30	0.40	0.30	3.45	Review
Deer Creek-Mackinaw CUSD 701	2013	1.40	1.05	0.30	0.40	0.30	3.45	Review
	2014	1.40	1.05	0.30	0.40	0.30	3.45	Review
DePue USD 103	2014	1.40	1.05	0.30	0.40	0.30	3.45	Review
	2013	1.40	1.05	0.30	0.40	0.30	3.45	Review
Dongola USD 66	2013	1.05	1.40	0.20	0.40	0.40	3.45	Review
DuPage HSD 88	2013	1.40	1.05	0.40	0.40	0.20	3.45	Review
	2014	1.40	1.05	0.40	0.40	0.20	3.45	Review
East Moline SD 37	2013	1.40	1.05	0.30	0.40	0.30	3.45	Review
Edgar County CUD 6	2014	1.05	1.40	0.20	0.40	0.40	3.45	Review
Elmhurst SD 205	2014	1.40	1.05	0.30	0.40	0.30	3.45	Review
Forrestville Valley CUSD 221	2013	1.40	1.05	0.30	0.40	0.30	3.45	Review
	2014	1.40	1.05	0.30	0.40	0.30	3.45	Review
Fox Lake GSD 114	2014	1.40	1.05	0.40	0.40	0.20	3.45	Review
Freeburg CHSD 77	2014	1.40	1.05	0.30	0.40	0.30	3.45	Review
Freeport SD 145	2014	1.40	1.05	0.30	0.40	0.30	3.45	Review
Galesburg CUSD 205	2013	1.40	1.05	0.40	0.40	0.20	3.45	Review
Gavin SD 37	2013	1.05	1.40	0.30	0.40	0.30	3.45	Review

***(FBRR - Fund Balance/Revenue Ratio - Weighting of 35%, EXRV - Expenditures/Revenue Ratio have a Weighting of 35%, DCOH - Days Cash on Hand - Weighting of 10%, STB - Short-Term Debt - Weighting of 10%, and LTD - Long-Term Debt have a Weighting of 10%)***

***Because Whiteside School District 115 did not submit an FY14 AFR, they are in the Financial Watch category.***

<b><u>District Name</u></b>	<b><u>Data Year</u></b>	<b><u>FBRR</u></b>	<b><u>ERR</u></b>	<b><u>DCOH</u></b>	<b><u>STB</u></b>	<b><u>LTD</u></b>	<b><u>Total Score</u></b>	<b><u>Designation</u></b>
Goreville CUD 1	2013	1.40	1.05	0.40	0.40	0.20	3.45	Review
Grant CCSD 110	2014	1.40	1.05	0.30	0.40	0.30	3.45	Review
Grayville CUSD 1	2014	1.40	1.05	0.30	0.40	0.30	3.45	Review
	2013	1.40	1.05	0.30	0.40	0.30	3.45	Review
Heritage CUSD 8	2013	1.40	1.05	0.40	0.40	0.20	3.45	Review
	2014	1.40	1.05	0.40	0.40	0.20	3.45	Review
Hiawatha CUSD 426	2013	1.40	1.05	0.40	0.40	0.20	3.45	Review
Hinsdale CCSD 181	2014	1.40	1.05	0.30	0.40	0.30	3.45	Review
Homewood SD 153	2013	1.40	1.05	0.40	0.40	0.20	3.45	Review
Hutsonville CUSD 1	2013	1.40	1.05	0.30	0.40	0.30	3.45	Review
Ina CCSD 8	2014	1.40	1.05	0.30	0.40	0.30	3.45	Review
	2013	1.40	1.05	0.30	0.40	0.30	3.45	Review
Indian Prairie CUSD 204	2014	1.40	1.05	0.30	0.40	0.30	3.45	Review
Iuka CCSD 7	2013	1.40	1.05	0.30	0.40	0.30	3.45	Review
Komarek SD 94	2014	1.40	1.05	0.40	0.40	0.20	3.45	Review
Lake Bluff ESD 65	2014	1.40	1.05	0.40	0.40	0.20	3.45	Review
Lake Villa CCSD 41	2013	1.40	1.05	0.40	0.40	0.20	3.45	Review
	2014	1.40	1.05	0.40	0.40	0.20	3.45	Review
Litchfield CUSD 12	2014	1.40	1.05	0.20	0.40	0.40	3.45	Review

*(FBRR - Fund Balance/Revenue Ratio - Weighting of 35%, EXRV - Expenditures/Revenue Ratio have a Weighting of 35%, DCOH - Days Cash on Hand - Weighting of 10%, STB - Short-Term Debt - Weighting of 10%, and LTD - Long-Term Debt have a Weighting of 10%)*

*Because Whiteside School District 115 did not submit an FY14 AFR, they are in the Financial Watch category.*

<b><u>District Name</u></b>	<b><u>Data Year</u></b>	<b><u>FBRR</u></b>	<b><u>ERR</u></b>	<b><u>DCOH</u></b>	<b><u>STB</u></b>	<b><u>LTD</u></b>	<b><u>Total Score</u></b>	<b><u>Designation</u></b>
Lyons SD 103	2013	1.40	1.05	0.30	0.40	0.30	3.45	Review
Manhattan SD 114	2014	1.40	1.05	0.40	0.40	0.20	3.45	Review
	2013	1.40	1.05	0.40	0.40	0.20	3.45	Review
Marshall CUSD 2C	2014	1.40	1.05	0.40	0.40	0.20	3.45	Review
Mendota CCSD 289	2013	1.40	1.05	0.30	0.40	0.30	3.45	Review
Mendota Twp HSD 280	2014	1.40	1.05	0.40	0.40	0.20	3.45	Review
Meridian CUSD 223	2014	1.40	1.05	0.30	0.40	0.30	3.45	Review
	2013	1.40	1.05	0.30	0.40	0.30	3.45	Review
Midwest Central CUSD 191	2013	1.40	1.05	0.30	0.40	0.30	3.45	Review
Monmouth-Roseville CUSD 238	2013	1.05	1.40	0.20	0.40	0.40	3.45	Review
Monticello CUSD 25	2013	1.40	1.05	0.30	0.40	0.30	3.45	Review
Montmorency CCSD 145	2013	1.40	1.05	0.40	0.40	0.20	3.45	Review
	2014	1.40	1.05	0.40	0.40	0.20	3.45	Review
Morrisonville CUSD 1	2014	1.40	1.05	0.30	0.40	0.30	3.45	Review
	2013	1.40	1.05	0.30	0.40	0.30	3.45	Review
Mt Pulaski CUSD 23	2014	1.05	1.40	0.20	0.40	0.40	3.45	Review
Nauvoo-Colusa CUSD 325	2013	1.05	1.40	0.20	0.40	0.40	3.45	Review
Norris City-Omaha-Enfield CUSD 3	2014	1.40	1.05	0.30	0.40	0.30	3.45	Review
	2013	1.40	1.05	0.30	0.40	0.30	3.45	Review

***(FBRR - Fund Balance/Revenue Ratio - Weighting of 35%, EXRV - Expenditures/Revenue Ratio have a Weighting of 35%, DCOH - Days Cash on Hand - Weighting of 10%, STB - Short-Term Debt - Weighting of 10%, and LTD - Long-Term Debt have a Weighting of 10%)***

***Because Whiteside School District 115 did not submit an FY14 AFR, they are in the Financial Watch category.***



<b><u>District Name</u></b>	<b><u>Data Year</u></b>	<b><u>FBRR</u></b>	<b><u>ERR</u></b>	<b><u>DCOH</u></b>	<b><u>STB</u></b>	<b><u>LTD</u></b>	<b><u>Total Score</u></b>	<b><u>Designation</u></b>
North Boone CUSD 200	2013	1.40	1.05	0.40	0.40	0.20	3.45	Review
North Mac CUSD 34	2013	1.05	1.40	0.20	0.40	0.40	3.45	Review
Olympia CUSD 16	2013	1.40	1.05	0.30	0.40	0.30	3.45	Review
	2014	1.40	1.05	0.30	0.40	0.30	3.45	Review
Orion CUSD 223	2014	1.40	1.05	0.30	0.40	0.30	3.45	Review
Panhandle CUSD 2	2014	1.40	1.05	0.30	0.40	0.30	3.45	Review
Pekin PSD 108	2014	1.05	1.40	0.20	0.40	0.40	3.45	Review
Pembroke CCSD 259	2014	1.05	1.40	0.20	0.40	0.40	3.45	Review
Peotone CUSD 207U	2014	1.40	1.05	0.40	0.40	0.20	3.45	Review
	2013	1.40	1.05	0.40	0.40	0.20	3.45	Review
Pleasant Hill CUSD 3	2013	1.40	1.05	0.40	0.40	0.20	3.45	Review
Posen-Robbins ESD 143-5	2013	1.40	1.05	0.30	0.40	0.30	3.45	Review
Potomac CUSD 10	2013	1.40	1.05	0.40	0.40	0.20	3.45	Review
	2014	1.40	1.05	0.40	0.40	0.20	3.45	Review
Princeville CUSD 326	2014	1.40	1.05	0.30	0.40	0.30	3.45	Review
	2013	1.40	1.05	0.30	0.40	0.30	3.45	Review
Quincy SD 172	2013	1.05	1.40	0.20	0.40	0.40	3.45	Review
Rich Twp HSD 227	2014	1.40	1.05	0.40	0.40	0.20	3.45	Review
Rochelle CCSD 231	2013	1.40	1.05	0.40	0.40	0.20	3.45	Review

***(FBRR - Fund Balance/Revenue Ratio - Weighting of 35%, EXRV - Expenditures/Revenue Ratio have a Weighting of 35%, DCOH - Days Cash on Hand - Weighting of 10%, STB - Short-Term Debt - Weighting of 10%, and LTD - Long-Term Debt have a Weighting of 10%)***

***Because Whiteside School District 115 did not submit an FY14 AFR, they are in the Financial Watch category.***

<b><u>District Name</u></b>	<b><u>Data Year</u></b>	<b><u>FBRR</u></b>	<b><u>ERR</u></b>	<b><u>DCOH</u></b>	<b><u>STB</u></b>	<b><u>LTD</u></b>	<b><u>Total Score</u></b>	<b><u>Designation</u></b>
Rockford SD 205	2014	1.40	1.05	0.30	0.40	0.30	3.45	Review
Round Lake CUSD 116	2013	1.40	1.05	0.40	0.40	0.20	3.45	Review
Sandridge SD 172	2014	1.05	1.40	0.30	0.40	0.30	3.45	Review
SD 45 DuPage County	2014	1.40	1.05	0.40	0.40	0.20	3.45	Review
Selmaville CCSD 10	2013	1.40	1.05	0.40	0.40	0.20	3.45	Review
Sparta CUSD 140	2013	1.40	1.05	0.30	0.40	0.30	3.45	Review
	2014	1.40	1.05	0.30	0.40	0.30	3.45	Review
St Anne CHSD 302	2013	1.40	1.05	0.40	0.40	0.20	3.45	Review
St Joseph Ogden CHSD 305	2013	1.40	1.05	0.40	0.40	0.20	3.45	Review
	2014	1.40	1.05	0.40	0.40	0.20	3.45	Review
Stark County CUSD 100	2014	1.40	1.05	0.40	0.40	0.20	3.45	Review
Sterling CUSD 5	2013	1.40	1.05	0.30	0.40	0.30	3.45	Review
	2014	1.40	1.05	0.30	0.40	0.30	3.45	Review
Steward ESD 220	2013	1.40	1.05	0.30	0.40	0.30	3.45	Review
Stewardson-Strasburg CUD 5A	2014	1.40	1.05	0.30	0.40	0.30	3.45	Review
	2013	1.40	1.05	0.30	0.40	0.30	3.45	Review
Streator Twp HSD 40	2013	1.40	1.05	0.40	0.40	0.20	3.45	Review
Tamaroa School Dist 5	2013	1.05	1.40	0.20	0.40	0.40	3.45	Review
Thornton Twp HSD 205	2014	1.40	1.05	0.30	0.40	0.30	3.45	Review

***(FBRR - Fund Balance/Revenue Ratio - Weighting of 35%, EXRV - Expenditures/Revenue Ratio have a Weighting of 35%, DCOH - Days Cash on Hand - Weighting of 10%, STB - Short-Term Debt - Weighting of 10%, and LTD - Long-Term Debt have a Weighting of 10%)***

***Because Whiteside School District 115 did not submit an FY14 AFR, they are in the Financial Watch category.***

<b><u>District Name</u></b>	<b><u>Data Year</u></b>	<b><u>FBRR</u></b>	<b><u>ERR</u></b>	<b><u>DCOH</u></b>	<b><u>STB</u></b>	<b><u>LTD</u></b>	<b><u>Total Score</u></b>	<b><u>Designation</u></b>
Tolono CUSD 7	2013	1.40	1.05	0.40	0.40	0.20	3.45	Review
	2014	1.40	1.05	0.40	0.40	0.20	3.45	Review
Tri Point CUSD 6-J	2013	1.40	1.05	0.30	0.40	0.30	3.45	Review
Trico CUSD 176	2013	1.40	1.05	0.30	0.40	0.30	3.45	Review
	2014	1.40	1.05	0.30	0.40	0.30	3.45	Review
Unity Point CCSD 140	2014	1.40	1.05	0.30	0.40	0.30	3.45	Review
	2013	1.40	1.05	0.30	0.40	0.30	3.45	Review
Warren Twp HSD 121	2013	1.40	1.05	0.40	0.40	0.20	3.45	Review
Washington CHSD 308	2014	1.40	1.05	0.40	0.40	0.20	3.45	Review
Wesclin CUSD 3	2013	1.40	1.05	0.40	0.40	0.20	3.45	Review
Western Springs SD 101	2014	1.40	1.05	0.40	0.40	0.20	3.45	Review
Willow Grove SD 46	2013	1.40	1.05	0.30	0.40	0.30	3.45	Review
Winnebago CUSD 323	2013	1.40	1.05	0.30	0.40	0.30	3.45	Review
Wolf Branch SD 113	2014	1.40	1.05	0.30	0.40	0.30	3.45	Review
Argenta-Oreana CUSD 1	2013	1.40	1.05	0.30	0.40	0.20	3.35	Review
Atwood Heights SD 125	2013	1.40	1.05	0.40	0.40	0.10	3.35	Review
Aviston SD 21	2013	1.40	1.05	0.30	0.40	0.20	3.35	Review
Batavia USD 101	2014	1.05	1.40	0.30	0.40	0.20	3.35	Review
	2013	1.40	1.05	0.30	0.40	0.20	3.35	Review

*(FBRR - Fund Balance/Revenue Ratio - Weighting of 35%, EXRV - Expenditures/Revenue Ratio have a Weighting of 35%, DCOH - Days Cash on Hand - Weighting of 10%, STB - Short-Term Debt - Weighting of 10%, and LTD - Long-Term Debt have a Weighting of 10%)*

*Because Whiteside School District 115 did not submit an FY14 AFR, they are in the Financial Watch category.*

<b><u>District Name</u></b>	<b><u>Data Year</u></b>	<b><u>FBRR</u></b>	<b><u>ERR</u></b>	<b><u>DCOH</u></b>	<b><u>STB</u></b>	<b><u>LTD</u></b>	<b><u>Total Score</u></b>	<b><u>Designation</u></b>
Beardstown CUSD 15	2013	1.40	1.05	0.30	0.40	0.20	3.35	Review
Belleville SD 118	2013	1.40	1.05	0.20	0.40	0.30	3.35	Review
Bensenville SD 2	2014	1.40	1.05	0.40	0.40	0.10	3.35	Review
	2013	1.40	1.05	0.40	0.40	0.10	3.35	Review
Brookwood SD 167	2013	1.40	1.05	0.40	0.40	0.10	3.35	Review
Calumet City SD 155	2013	1.40	1.05	0.40	0.40	0.10	3.35	Review
Carbon Cliff-Barstow SD 36	2013	1.40	1.05	0.30	0.40	0.20	3.35	Review
Cary CCSD 26	2014	1.05	1.40	0.40	0.40	0.10	3.35	Review
Century CUSD 100	2013	1.40	1.05	0.30	0.40	0.20	3.35	Review
Cerro Gordo CUSD 100	2014	1.05	1.40	0.20	0.40	0.30	3.35	Review
Chester CUSD 139	2014	1.40	1.05	0.30	0.40	0.20	3.35	Review
Chester N HSD 122	2014	1.40	1.05	0.40	0.10	0.40	3.35	Review
Chester-East Lincoln CCSD 61	2013	1.40	1.05	0.30	0.40	0.20	3.35	Review
Cicero SD 99	2014	1.40	1.05	0.40	0.40	0.10	3.35	Review
Crete Monee CUSD 201U	2014	1.40	1.05	0.40	0.40	0.10	3.35	Review
Danville CCSD 118	2013	1.40	1.05	0.30	0.40	0.20	3.35	Review
	2014	1.40	1.05	0.30	0.40	0.20	3.35	Review
DeKalb CUSD 428	2013	1.40	1.05	0.40	0.40	0.10	3.35	Review
	2014	1.40	1.05	0.40	0.40	0.10	3.35	Review

***(FBRR - Fund Balance/Revenue Ratio - Weighting of 35%, EXRV - Expenditures/Revenue Ratio have a Weighting of 35%, DCOH - Days Cash on Hand - Weighting of 10%, STB - Short-Term Debt - Weighting of 10%, and LTD - Long-Term Debt have a Weighting of 10%)***

***Because Whiteside School District 115 did not submit an FY14 AFR, they are in the Financial Watch category.***

<b><u>District Name</u></b>	<b><u>Data Year</u></b>	<b><u>FBRR</u></b>	<b><u>ERR</u></b>	<b><u>DCOH</u></b>	<b><u>STB</u></b>	<b><u>LTD</u></b>	<b><u>Total Score</u></b>	<b><u>Designation</u></b>
Eldorado CUSD 4	2014	1.40	1.05	0.30	0.40	0.20	3.35	Review
	2013	1.40	1.05	0.30	0.40	0.20	3.35	Review
Fairfield PSD 112	2013	1.40	1.05	0.40	0.40	0.10	3.35	Review
	2014	1.40	1.05	0.40	0.40	0.10	3.35	Review
Fisher CUSD 1	2014	1.40	1.05	0.40	0.40	0.10	3.35	Review
	2013	1.40	1.05	0.40	0.40	0.10	3.35	Review
Ford Heights SD 169	2013	1.40	1.05	0.40	0.40	0.10	3.35	Review
	2014	1.40	1.05	0.40	0.40	0.10	3.35	Review
Forest Ridge SD 142	2013	1.40	1.05	0.30	0.40	0.20	3.35	Review
	2014	1.40	1.05	0.30	0.40	0.20	3.35	Review
Freeport SD 145	2013	1.40	1.05	0.20	0.40	0.30	3.35	Review
Gurnee SD 56	2014	1.40	1.05	0.40	0.40	0.10	3.35	Review
Hall HSD 502	2013	1.40	1.05	0.20	0.40	0.30	3.35	Review
Hazel Crest SD 152-5	2014	1.40	1.05	0.40	0.40	0.10	3.35	Review
Heyworth CUSD 4	2013	1.40	1.05	0.30	0.40	0.20	3.35	Review
	2014	1.40	1.05	0.30	0.40	0.20	3.35	Review
Hiawatha CUSD 426	2014	1.40	1.05	0.40	0.40	0.10	3.35	Review
Hinckley Big Rock CUSD 429	2014	1.40	1.05	0.40	0.40	0.10	3.35	Review
	2013	1.40	1.05	0.40	0.40	0.10	3.35	Review
Homewood Flossmoor CHSD 233	2013	1.40	1.05	0.40	0.40	0.10	3.35	Review
	2014	1.40	1.05	0.40	0.40	0.10	3.35	Review

*(FBRR - Fund Balance/Revenue Ratio - Weighting of 35%, EXRV - Expenditures/Revenue Ratio have a Weighting of 35%, DCOH - Days Cash on Hand - Weighting of 10%, STB - Short-Term Debt - Weighting of 10%, and LTD - Long-Term Debt have a Weighting of 10%)*

*Because Whiteside School District 115 did not submit an FY14 AFR, they are in the Financial Watch category.*

<b><u>District Name</u></b>	<b><u>Data Year</u></b>	<b><u>FBRR</u></b>	<b><u>ERR</u></b>	<b><u>DCOH</u></b>	<b><u>STB</u></b>	<b><u>LTD</u></b>	<b><u>Total Score</u></b>	<b><u>Designation</u></b>
Homewood SD 153	2014	1.40	1.05	0.30	0.40	0.20	3.35	Review
Jasper CCSD 17	2014	1.40	1.05	0.40	0.40	0.10	3.35	Review
	2013	1.40	1.05	0.40	0.40	0.10	3.35	Review
Jersey CUSD 100	2014	1.40	1.05	0.30	0.40	0.20	3.35	Review
Kaneland CUSD 302	2013	1.05	1.40	0.40	0.40	0.10	3.35	Review
Kings Cons SD 144	2014	1.40	1.05	0.30	0.40	0.20	3.35	Review
Knoxville CUSD 202	2014	1.40	1.05	0.40	0.40	0.10	3.35	Review
	2013	1.40	1.05	0.40	0.40	0.10	3.35	Review
La Grange SD 102	2014	1.40	1.05	0.30	0.40	0.20	3.35	Review
Manteno CUSD 5	2014	1.40	1.05	0.40	0.40	0.10	3.35	Review
Marion CUSD 2	2014	1.05	1.40	0.20	0.40	0.30	3.35	Review
Mascoutah CUD 19	2013	1.40	1.05	0.40	0.40	0.10	3.35	Review
	2014	1.40	1.05	0.40	0.40	0.10	3.35	Review
Mattoon CUSD 2	2014	1.05	1.40	0.20	0.40	0.30	3.35	Review
McClellan CCSD 12	2014	1.40	1.05	0.40	0.40	0.10	3.35	Review
	2013	1.40	1.05	0.40	0.40	0.10	3.35	Review
Minooka CCSD 201	2013	1.40	1.05	0.40	0.40	0.10	3.35	Review
	2014	1.40	1.05	0.40	0.40	0.10	3.35	Review
Minooka CHSD 111	2014	1.40	1.05	0.40	0.40	0.10	3.35	Review

***(FBRR - Fund Balance/Revenue Ratio - Weighting of 35%, EXRV - Expenditures/Revenue Ratio have a Weighting of 35%, DCOH - Days Cash on Hand - Weighting of 10%, STB - Short-Term Debt - Weighting of 10%, and LTD - Long-Term Debt have a Weighting of 10%)***

***Because Whiteside School District 115 did not submit an FY14 AFR, they are in the Financial Watch category.***

<b><u>District Name</u></b>	<b><u>Data Year</u></b>	<b><u>FBRR</u></b>	<b><u>ERR</u></b>	<b><u>DCOH</u></b>	<b><u>STB</u></b>	<b><u>LTD</u></b>	<b><u>Total Score</u></b>	<b><u>Designation</u></b>
Momence CUSD 1	2013	1.40	1.05	0.30	0.40	0.20	3.35	Review
Mount Vernon SD 80	2013	1.40	1.05	0.30	0.40	0.20	3.35	Review
Mulberry Grove CUSD 1	2014	1.40	1.05	0.30	0.40	0.20	3.35	Review
New Simpson Hill SD 32	2014	1.40	1.05	0.30	0.40	0.20	3.35	Review
	2013	1.40	1.05	0.30	0.40	0.20	3.35	Review
O Fallon Twp HSD 203	2014	1.40	1.05	0.40	0.40	0.10	3.35	Review
Orangeville CUSD 203	2014	1.05	1.40	0.20	0.40	0.30	3.35	Review
	2013	1.05	1.40	0.20	0.40	0.30	3.35	Review
Ottawa ESD 141	2014	1.40	1.05	0.20	0.40	0.30	3.35	Review
	2013	1.40	1.05	0.30	0.40	0.20	3.35	Review
Paris CUSD 4	2013	1.40	1.05	0.30	0.40	0.20	3.35	Review
	2014	1.40	1.05	0.30	0.40	0.20	3.35	Review
Paris-Union SD 95	2014	1.40	1.05	0.40	0.40	0.10	3.35	Review
	2013	1.40	1.05	0.40	0.40	0.10	3.35	Review
Payson CUSD 1	2013	1.40	1.05	0.20	0.40	0.30	3.35	Review
Peru ESD 124	2013	1.40	1.05	0.40	0.40	0.10	3.35	Review
	2014	1.40	1.05	0.40	0.40	0.10	3.35	Review
Pontiac Twp HSD 90	2014	1.05	1.40	0.20	0.40	0.30	3.35	Review
Porta CUSD 202	2013	1.40	1.05	0.30	0.40	0.20	3.35	Review
	2014	1.40	1.05	0.30	0.40	0.20	3.35	Review
R O W V A CUSD 208	2013	1.40	1.05	0.40	0.40	0.10	3.35	Review

***(FBRR - Fund Balance/Revenue Ratio - Weighting of 35%, EXRV - Expenditures/Revenue Ratio have a Weighting of 35%, DCOH - Days Cash on Hand - Weighting of 10%, STB - Short-Term Debt - Weighting of 10%, and LTD - Long-Term Debt have a Weighting of 10%)***

***Because Whiteside School District 115 did not submit an FY14 AFR, they are in the Financial Watch category.***

<b><u>District Name</u></b>	<b><u>Data Year</u></b>	<b><u>FBRR</u></b>	<b><u>ERR</u></b>	<b><u>DCOH</u></b>	<b><u>STB</u></b>	<b><u>LTD</u></b>	<b><u>Total Score</u></b>	<b><u>Designation</u></b>
R O W V A CUSD 208	2014	1.40	1.05	0.40	0.40	0.10	3.35	Review
Rochelle CCSD 231	2014	1.40	1.05	0.30	0.40	0.20	3.35	Review
Rochester CUSD 3A	2013	1.40	1.05	0.40	0.40	0.10	3.35	Review
Rock Falls ESD 13	2013	1.40	1.05	0.20	0.40	0.30	3.35	Review
Rock Island SD 41	2013	1.40	1.05	0.30	0.40	0.20	3.35	Review
	2014	1.40	1.05	0.30	0.40	0.20	3.35	Review
Rockdale SD 84	2014	1.40	1.05	0.20	0.40	0.30	3.35	Review
Schuyler-Industry CUSD 5	2014	1.05	1.40	0.20	0.40	0.30	3.35	Review
SD U-46	2013	1.40	1.05	0.30	0.40	0.20	3.35	Review
South Fork SD 14	2014	1.05	1.40	0.30	0.40	0.20	3.35	Review
South Holland SD 151	2013	1.40	1.05	0.40	0.40	0.10	3.35	Review
Southwestern CUSD 9	2014	1.40	1.05	0.30	0.40	0.20	3.35	Review
St Joseph CCSD 169	2013	1.40	1.05	0.40	0.40	0.10	3.35	Review
	2014	1.40	1.05	0.40	0.40	0.10	3.35	Review
Streator Twp HSD 40	2014	1.40	1.05	0.30	0.40	0.20	3.35	Review
Summit Hill SD 161	2014	1.40	1.05	0.40	0.40	0.10	3.35	Review
Sycamore CUSD 427	2013	1.40	1.05	0.40	0.40	0.10	3.35	Review
Tremont CUSD 702	2013	1.40	1.05	0.30	0.40	0.20	3.35	Review
Tuscola CUSD 301	2013	1.05	1.40	0.20	0.40	0.30	3.35	Review

***(FBRR - Fund Balance/Revenue Ratio - Weighting of 35%, EXRV - Expenditures/Revenue Ratio have a Weighting of 35%, DCOH - Days Cash on Hand - Weighting of 10%, STB - Short-Term Debt - Weighting of 10%, and LTD - Long-Term Debt have a Weighting of 10%)***

***Because Whiteside School District 115 did not submit an FY14 AFR, they are in the Financial Watch category.***



<b><u>District Name</u></b>	<b><u>Data Year</u></b>	<b><u>FBRR</u></b>	<b><u>ERR</u></b>	<b><u>DCOH</u></b>	<b><u>STB</u></b>	<b><u>LTD</u></b>	<b><u>Total Score</u></b>	<b><u>Designation</u></b>
Vienna HSD 133	2013	1.40	1.05	0.20	0.40	0.30	3.35	Review
W Harvey-Dixmoor PSD 147	2013	1.40	1.05	0.40	0.40	0.10	3.35	Review
	2014	1.40	1.05	0.40	0.40	0.10	3.35	Review
Wallace CCSD 195	2013	1.40	1.05	0.40	0.40	0.10	3.35	Review
Warren Twp HSD 121	2014	1.40	1.05	0.30	0.40	0.20	3.35	Review
Warrensburg-Latham CUSD 11	2013	1.40	1.05	0.30	0.40	0.20	3.35	Review
	2014	1.40	1.05	0.30	0.40	0.20	3.35	Review
Wesclin CUSD 3	2014	1.40	1.05	0.30	0.40	0.20	3.35	Review
Wilmington CUSD 209U	2014	1.40	1.05	0.40	0.40	0.10	3.35	Review
Woodlawn CHSD 205	2014	1.05	1.40	0.20	0.40	0.30	3.35	Review
Armstrong-Ellis Cons SD 61	2014	1.40	0.70	0.40	0.40	0.40	3.30	Review
CHSD 99	2014	0.70	1.40	0.40	0.40	0.40	3.30	Review
Arbor Park SD 145	2013	1.40	1.05	0.30	0.40	0.10	3.25	Review
Aurora East USD 131	2014	1.40	1.05	0.30	0.40	0.10	3.25	Review
Belleville Twp HSD 201	2013	1.05	1.40	0.20	0.40	0.20	3.25	Review
Brimfield CUSD 309	2013	1.40	1.05	0.30	0.40	0.10	3.25	Review
Brooklyn UD 188	2014	1.40	1.05	0.30	0.40	0.10	3.25	Review
	2013	1.40	1.05	0.30	0.40	0.10	3.25	Review

***(FBRR - Fund Balance/Revenue Ratio - Weighting of 35%, EXRV - Expenditures/Revenue Ratio have a Weighting of 35%, DCOH - Days Cash on Hand - Weighting of 10%, STB - Short-Term Debt - Weighting of 10%, and LTD - Long-Term Debt have a Weighting of 10%)***

***Because Whiteside School District 115 did not submit an FY14 AFR, they are in the Financial Watch category.***

<b><u>District Name</u></b>	<b><u>Data Year</u></b>	<b><u>FBRR</u></b>	<b><u>ERR</u></b>	<b><u>DCOH</u></b>	<b><u>STB</u></b>	<b><u>LTD</u></b>	<b><u>Total Score</u></b>	<b><u>Designation</u></b>
Carterville CUSD 5	2013	1.40	1.05	0.30	0.40	0.10	3.25	Review
	2014	1.40	1.05	0.30	0.40	0.10	3.25	Review
Country Club Hills SD 160	2013	1.40	1.05	0.30	0.40	0.10	3.25	Review
	2014	1.40	1.05	0.30	0.40	0.10	3.25	Review
CUSD 300	2014	1.40	1.05	0.30	0.40	0.10	3.25	Review
Decatur SD 61	2014	1.40	1.05	0.30	0.40	0.10	3.25	Review
	2013	1.05	1.40	0.30	0.40	0.10	3.25	Review
Dolton SD 149	2014	1.40	1.05	0.30	0.40	0.10	3.25	Review
Dupo CUSD 196	2014	1.05	1.40	0.30	0.40	0.10	3.25	Review
Galesburg CUSD 205	2014	1.40	1.05	0.30	0.40	0.10	3.25	Review
Gillespie CUSD 7	2013	1.40	1.05	0.30	0.40	0.10	3.25	Review
	2014	1.40	1.05	0.30	0.40	0.10	3.25	Review
Grayslake CCSD 46	2013	1.40	1.05	0.30	0.40	0.10	3.25	Review
	2014	1.40	1.05	0.30	0.40	0.10	3.25	Review
Highland CUSD 5	2014	1.05	1.40	0.20	0.40	0.20	3.25	Review
Hoover-Schrum Memorial SD 157	2014	1.40	1.05	0.30	0.40	0.10	3.25	Review
La Grange SD 102	2013	1.40	1.05	0.30	0.40	0.10	3.25	Review
La Harpe CSD 347	2013	1.40	1.05	0.30	0.40	0.10	3.25	Review
Lawrence County CUD 20	2014	1.40	1.05	0.30	0.40	0.10	3.25	Review
Mahomet-Seymour CUSD 3	2014	1.40	1.05	0.30	0.40	0.10	3.25	Review

***(FBRR - Fund Balance/Revenue Ratio - Weighting of 35%, EXRV - Expenditures/Revenue Ratio have a Weighting of 35%, DCOH - Days Cash on Hand - Weighting of 10%, STB - Short-Term Debt - Weighting of 10%, and LTD - Long-Term Debt have a Weighting of 10%)***

***Because Whiteside School District 115 did not submit an FY14 AFR, they are in the Financial Watch category.***

<b><u>District Name</u></b>	<b><u>Data Year</u></b>	<b><u>FBRR</u></b>	<b><u>ERR</u></b>	<b><u>DCOH</u></b>	<b><u>STB</u></b>	<b><u>LTD</u></b>	<b><u>Total Score</u></b>	<b><u>Designation</u></b>
Martinsville CUSD 3C	2013	1.40	1.05	0.30	0.40	0.10	3.25	Review
Metamora CCSD 1	2014	1.40	1.05	0.30	0.40	0.10	3.25	Review
	2013	1.40	1.05	0.30	0.40	0.10	3.25	Review
Millstadt CCSD 160	2013	1.40	1.05	0.30	0.40	0.10	3.25	Review
	2014	1.40	1.05	0.30	0.40	0.10	3.25	Review
Mt Zion CUSD 3	2014	1.40	1.05	0.30	0.40	0.10	3.25	Review
New Lenox SD 122	2014	1.40	1.05	0.30	0.40	0.10	3.25	Review
North Chicago SD 187	2014	1.40	1.05	0.30	0.40	0.10	3.25	Review
	2013	1.40	1.05	0.30	0.40	0.10	3.25	Review
Oak Lawn-Hometown SD 123	2013	1.40	1.05	0.30	0.40	0.10	3.25	Review
Oakwood CUSD 76	2014	1.40	1.05	0.30	0.40	0.10	3.25	Review
Oswego CUSD 308	2014	1.05	1.40	0.30	0.40	0.10	3.25	Review
Pinckneyville CHSD 101	2013	1.40	1.05	0.30	0.40	0.10	3.25	Review
Rantoul City SD 137	2013	1.40	1.05	0.30	0.40	0.10	3.25	Review
Shiloh Village SD 85	2014	1.40	1.05	0.30	0.40	0.10	3.25	Review
	2013	1.40	1.05	0.30	0.40	0.10	3.25	Review
South Fork SD 14	2013	1.05	1.40	0.20	0.40	0.20	3.25	Review
South Pekin SD 137	2014	1.40	1.05	0.30	0.40	0.10	3.25	Review
	2013	1.40	1.05	0.30	0.40	0.10	3.25	Review

***(FBRR - Fund Balance/Revenue Ratio - Weighting of 35%, EXRV - Expenditures/Revenue Ratio have a Weighting of 35%, DCOH - Days Cash on Hand - Weighting of 10%, STB - Short-Term Debt - Weighting of 10%, and LTD - Long-Term Debt have a Weighting of 10%)***

***Because Whiteside School District 115 did not submit an FY14 AFR, they are in the Financial Watch category.***

<b><u>District Name</u></b>	<b><u>Data Year</u></b>	<b><u>FBRR</u></b>	<b><u>ERR</u></b>	<b><u>DCOH</u></b>	<b><u>STB</u></b>	<b><u>LTD</u></b>	<b><u>Total Score</u></b>	<b><u>Designation</u></b>
Summit SD 104	2014	1.40	1.05	0.30	0.40	0.10	3.25	Review
Taft SD 90	2014	1.40	1.05	0.30	0.40	0.10	3.25	Review
Urbana SD 116	2014	1.05	1.40	0.20	0.40	0.20	3.25	Review
Valley View CUSD 365U	2013	1.40	1.05	0.30	0.40	0.10	3.25	Review
	2014	1.40	1.05	0.30	0.40	0.10	3.25	Review
Vandalia CUSD 203	2013	1.40	1.05	0.30	0.40	0.10	3.25	Review
Waterloo CUSD 5	2013	1.40	1.05	0.30	0.40	0.10	3.25	Review
Waukegan CUSD 60	2013	1.05	1.40	0.20	0.40	0.20	3.25	Review
	2014	1.05	1.40	0.20	0.40	0.20	3.25	Review
West Carroll CUSD 314	2013	1.40	1.05	0.30	0.40	0.10	3.25	Review
	2014	1.40	1.05	0.30	0.40	0.10	3.25	Review
Bradford CUSD 1	2013	1.40	0.70	0.30	0.40	0.40	3.20	Review
Catlin CUSD 5	2013	1.40	0.70	0.30	0.40	0.40	3.20	Review
Crescent Iroquois CUSD 249	2014	1.40	0.70	0.30	0.40	0.40	3.20	Review
Mount Olive CUSD 5	2014	1.05	1.05	0.30	0.40	0.40	3.20	Review
New Athens CUSD 60	2014	1.40	0.70	0.30	0.40	0.40	3.20	Review
Oakdale CCSD 1	2013	1.40	0.70	0.30	0.40	0.40	3.20	Review
Shawnee CUSD 84	2014	1.40	0.70	0.30	0.40	0.40	3.20	Review
South Wilmington CCSD 74	2013	1.40	0.70	0.30	0.40	0.40	3.20	Review

***(FBRR - Fund Balance/Revenue Ratio - Weighting of 35%, EXRV - Expenditures/Revenue Ratio have a Weighting of 35%, DCOH - Days Cash on Hand - Weighting of 10%, STB - Short-Term Debt - Weighting of 10%, and LTD - Long-Term Debt have a Weighting of 10%)***

***Because Whiteside School District 115 did not submit an FY14 AFR, they are in the Financial Watch category.***

<b><u>District Name</u></b>	<b><u>Data Year</u></b>	<b><u>FBRR</u></b>	<b><u>ERR</u></b>	<b><u>DCOH</u></b>	<b><u>STB</u></b>	<b><u>LTD</u></b>	<b><u>Total Score</u></b>	<b><u>Designation</u></b>
Tri Point CUSD 6-J	2014	1.40	0.70	0.30	0.40	0.40	3.20	Review
Winchester CUSD 1	2014	1.40	0.70	0.30	0.40	0.40	3.20	Review
Woodland CUSD 5	2014	1.40	0.70	0.30	0.40	0.40	3.20	Review
Berwyn South SD 100	2014	1.40	1.05	0.20	0.40	0.10	3.15	Review
Cahokia CUSD 187	2014	1.05	1.40	0.20	0.40	0.10	3.15	Review
Damiansville SD 62	2014	1.05	1.40	0.20	0.40	0.10	3.15	Review
Dupo CUSD 196	2013	1.05	1.40	0.20	0.40	0.10	3.15	Review
East Richland CUSD 1	2013	1.40	1.05	0.20	0.40	0.10	3.15	Review
Meridian CUSD 101	2014	1.05	1.40	0.20	0.40	0.10	3.15	Review
Mt Vernon Twp HSD 201	2013	1.05	1.40	0.20	0.40	0.10	3.15	Review
Peoria SD 150	2013	1.40	1.05	0.20	0.40	0.10	3.15	Review
	2014	1.40	1.05	0.20	0.40	0.10	3.15	Review
Plainfield SD 202	2014	1.05	1.40	0.20	0.40	0.10	3.15	Review
Union SD 81	2013	1.05	1.40	0.20	0.40	0.10	3.15	Review
Allendale CCSD 17	2014	1.05	1.05	0.20	0.40	0.40	3.10	Review
Bement CUSD 5	2013	1.05	1.05	0.20	0.40	0.40	3.10	Review
Benton CCSD 47	2013	1.40	0.70	0.30	0.40	0.30	3.10	Review
Buncombe Cons SD 43	2013	1.05	1.05	0.20	0.40	0.40	3.10	Review

*(FBRR - Fund Balance/Revenue Ratio - Weighting of 35%, EXRV - Expenditures/Revenue Ratio have a Weighting of 35%, DCOH - Days Cash on Hand - Weighting of 10%, STB - Short-Term Debt - Weighting of 10%, and LTD - Long-Term Debt have a Weighting of 10%)*

*Because Whiteside School District 115 did not submit an FY14 AFR, they are in the Financial Watch category.*

<b><u>District Name</u></b>	<b><u>Data Year</u></b>	<b><u>FBRR</u></b>	<b><u>ERR</u></b>	<b><u>DCOH</u></b>	<b><u>STB</u></b>	<b><u>LTD</u></b>	<b><u>Total Score</u></b>	<b><u>Designation</u></b>
Carrier Mills-Stonefort CUSD 2	2014	1.05	1.05	0.20	0.40	0.40	3.10	Review
Coulterville USD 1	2013	1.05	1.05	0.20	0.40	0.40	3.10	Review
Cowden-Herrick CUSD 3A	2013	1.05	1.05	0.20	0.40	0.40	3.10	Review
Dodds CCSD 7	2013	1.40	0.70	0.30	0.40	0.30	3.10	Review
Dongola USD 66	2014	1.05	1.05	0.20	0.40	0.40	3.10	Review
Grant CCSD 110	2013	1.40	0.70	0.20	0.40	0.40	3.10	Review
Harlem UD 122	2014	0.70	1.40	0.30	0.40	0.30	3.10	Review
Hillsboro CUSD 3	2013	1.05	1.05	0.20	0.40	0.40	3.10	Review
Il Valley Central USD 321	2014	1.40	0.70	0.30	0.40	0.30	3.10	Review
Jasper County CUD 1	2013	1.05	1.05	0.20	0.40	0.40	3.10	Review
	2014	1.05	1.05	0.20	0.40	0.40	3.10	Review
Kansas CUSD 3	2014	1.40	0.70	0.30	0.40	0.30	3.10	Review
Marissa CUSD 40	2013	1.05	1.05	0.20	0.40	0.40	3.10	Review
	2014	1.05	1.05	0.20	0.40	0.40	3.10	Review
Marseilles ESD 150	2014	1.40	0.70	0.30	0.40	0.30	3.10	Review
Miller Twp CCSD 210	2014	1.40	0.70	0.20	0.40	0.40	3.10	Review
Mt Pulaski CUSD 23	2013	1.05	1.05	0.20	0.40	0.40	3.10	Review
Murphysboro CUSD 186	2014	1.05	1.05	0.20	0.40	0.40	3.10	Review
	2013	1.05	1.05	0.20	0.40	0.40	3.10	Review

***(FBRR - Fund Balance/Revenue Ratio - Weighting of 35%, EXRV - Expenditures/Revenue Ratio have a Weighting of 35%, DCOH - Days Cash on Hand - Weighting of 10%, STB - Short-Term Debt - Weighting of 10%, and LTD - Long-Term Debt have a Weighting of 10%)***

***Because Whiteside School District 115 did not submit an FY14 AFR, they are in the Financial Watch category.***

<b><u>District Name</u></b>	<b><u>Data Year</u></b>	<b><u>FBRR</u></b>	<b><u>ERR</u></b>	<b><u>DCOH</u></b>	<b><u>STB</u></b>	<b><u>LTD</u></b>	<b><u>Total Score</u></b>	<b><u>Designation</u></b>
Nauvoo-Colusa CUSD 325	2014	1.05	1.05	0.20	0.40	0.40	3.10	Review
North Greene CUSD 3	2014	1.05	1.05	0.20	0.40	0.40	3.10	Review
Odin PSD 722	2014	1.05	1.05	0.20	0.40	0.40	3.10	Review
Pekin PSD 108	2013	1.05	1.05	0.20	0.40	0.40	3.10	Review
Pikeland CUSD 10	2013	1.40	0.70	0.30	0.40	0.30	3.10	Review
Prairie Central CUSD 8	2014	1.05	1.05	0.20	0.40	0.40	3.10	Review
	2013	1.05	1.05	0.20	0.40	0.40	3.10	Review
Quincy SD 172	2014	1.05	1.05	0.20	0.40	0.40	3.10	Review
Reavis Twp HSD 220	2013	1.40	0.70	0.30	0.40	0.30	3.10	Review
Wayne City CUSD 100	2013	1.05	1.05	0.20	0.40	0.40	3.10	Review
Wheeling CCSD 21	2014	1.05	1.05	0.30	0.40	0.30	3.10	Review
Whiteside SD 115	2013	1.05	1.05	0.20	0.40	0.40	3.10	Review
Anna Jonesboro CHSD 81	2013	1.40	0.70	0.20	0.40	0.30	3.00	Early Warning
Aurora West USD 129	2013	1.05	1.05	0.30	0.40	0.20	3.00	Early Warning
Belleville SD 118	2014	1.05	1.05	0.20	0.40	0.30	3.00	Early Warning
Benton CCSD 47	2014	1.05	1.05	0.20	0.40	0.30	3.00	Early Warning
Bismarck Henning CUSD	2013	1.05	1.05	0.20	0.40	0.30	3.00	Early Warning
	2014	1.05	1.05	0.20	0.40	0.30	3.00	Early Warning
Bureau Valley CUSD 340	2014	1.05	1.05	0.20	0.40	0.30	3.00	Early Warning

***(FBRR - Fund Balance/Revenue Ratio - Weighting of 35%, EXRV - Expenditures/Revenue Ratio have a Weighting of 35%, DCOH - Days Cash on Hand - Weighting of 10%, STB - Short-Term Debt - Weighting of 10%, and LTD - Long-Term Debt have a Weighting of 10%)***

***Because Whiteside School District 115 did not submit an FY14 AFR, they are in the Financial Watch category.***

<b><u>District Name</u></b>	<b><u>Data Year</u></b>	<b><u>FBRR</u></b>	<b><u>ERR</u></b>	<b><u>DCOH</u></b>	<b><u>STB</u></b>	<b><u>LTD</u></b>	<b><u>Total Score</u></b>	<b><u>Designation</u></b>
Carmi-White County CUSD 5	2014	0.70	1.40	0.20	0.40	0.30	3.00	Early Warning
Cary CCSD 26	2013	0.70	1.40	0.40	0.40	0.10	3.00	Early Warning
Central City SD 133	2014	1.05	1.05	0.20	0.40	0.30	3.00	Early Warning
Cerro Gordo CUSD 100	2013	1.05	1.05	0.20	0.40	0.30	3.00	Early Warning
Cook County SD 130	2013	1.05	1.05	0.20	0.40	0.30	3.00	Early Warning
CUSD 3 Fulton County	2013	1.40	0.70	0.30	0.40	0.20	3.00	Early Warning
CUSD 4	2013	1.05	1.05	0.20	0.40	0.30	3.00	Early Warning
Dakota CUSD 201	2013	1.05	1.05	0.20	0.40	0.30	3.00	Early Warning
Deland-Weldon CUSD 57	2014	1.40	0.70	0.20	0.40	0.30	3.00	Early Warning
Evanston CCSD 65	2014	1.05	1.05	0.20	0.40	0.30	3.00	Early Warning
	2013	1.05	1.05	0.20	0.40	0.30	3.00	Early Warning
Granite City CUSD 9	2014	1.05	1.05	0.20	0.40	0.30	3.00	Early Warning
Hardin County CUSD 1	2014	0.70	1.40	0.20	0.40	0.30	3.00	Early Warning
Hillsboro CUSD 3	2014	1.05	1.05	0.20	0.40	0.30	3.00	Early Warning
Kankakee SD 111	2014	1.05	1.05	0.20	0.40	0.30	3.00	Early Warning
Lebanon CUSD 9	2013	0.70	1.40	0.20	0.40	0.30	3.00	Early Warning
Lexington CUSD 7	2014	1.40	0.70	0.30	0.40	0.20	3.00	Early Warning
	2013	1.40	0.70	0.30	0.40	0.20	3.00	Early Warning

***(FBRR - Fund Balance/Revenue Ratio - Weighting of 35%, EXRV - Expenditures/Revenue Ratio have a Weighting of 35%, DCOH - Days Cash on Hand - Weighting of 10%, STB - Short-Term Debt - Weighting of 10%, and LTD - Long-Term Debt have a Weighting of 10%)***

***Because Whiteside School District 115 did not submit an FY14 AFR, they are in the Financial Watch category.***



<b><u>District Name</u></b>	<b><u>Data Year</u></b>	<b><u>FBRR</u></b>	<b><u>ERR</u></b>	<b><u>DCOH</u></b>	<b><u>STB</u></b>	<b><u>LTD</u></b>	<b><u>Total Score</u></b>	<b><u>Designation</u></b>
Madison CUSD 12	2014	1.05	1.05	0.30	0.40	0.20	3.00	Early Warning
Marion CUSD 2	2013	0.70	1.40	0.20	0.40	0.30	3.00	Early Warning
Neoga CUSD 3	2013	1.05	1.05	0.20	0.40	0.30	3.00	Early Warning
Payson CUSD 1	2014	1.05	1.05	0.20	0.40	0.30	3.00	Early Warning
Pleasant Hill CUSD 3	2014	1.40	0.70	0.30	0.40	0.20	3.00	Early Warning
Prairie Hill CCSD 133	2014	1.40	0.70	0.40	0.40	0.10	3.00	Early Warning
Robinson CUSD 2	2014	1.05	1.05	0.20	0.40	0.30	3.00	Early Warning
	2013	1.05	1.05	0.20	0.40	0.30	3.00	Early Warning
Sandoval CUSD 501	2014	0.70	1.40	0.20	0.40	0.30	3.00	Early Warning
United CUSD 304	2014	1.05	1.05	0.20	0.40	0.30	3.00	Early Warning
Vienna HSD 133	2014	1.05	1.05	0.20	0.40	0.30	3.00	Early Warning
Western CUSD 12	2013	1.05	1.05	0.20	0.40	0.30	3.00	Early Warning
	2014	1.05	1.05	0.20	0.40	0.30	3.00	Early Warning
Woodlawn CHSD 205	2013	1.05	1.05	0.20	0.40	0.30	3.00	Early Warning
Zeigler-Royalton CUSD 188	2013	1.05	1.05	0.20	0.40	0.30	3.00	Early Warning
	2014	1.05	1.05	0.20	0.40	0.30	3.00	Early Warning
CHSD 99	2013	0.70	1.05	0.40	0.40	0.40	2.95	Early Warning
Roselle SD 12	2014	1.05	0.70	0.40	0.40	0.40	2.95	Early Warning
Altamont CUSD 10	2013	1.05	1.05	0.20	0.40	0.20	2.90	Early Warning

*(FBRR - Fund Balance/Revenue Ratio - Weighting of 35%, EXRV - Expenditures/Revenue Ratio have a Weighting of 35%, DCOH - Days Cash on Hand - Weighting of 10%, STB - Short-Term Debt - Weighting of 10%, and LTD - Long-Term Debt have a Weighting of 10%)*

*Because Whiteside School District 115 did not submit an FY14 AFR, they are in the Financial Watch category.*

<b><u>District Name</u></b>	<b><u>Data Year</u></b>	<b><u>FBRR</u></b>	<b><u>ERR</u></b>	<b><u>DCOH</u></b>	<b><u>STB</u></b>	<b><u>LTD</u></b>	<b><u>Total Score</u></b>	<b><u>Designation</u></b>
Altamont CUSD 10	2014	1.05	1.05	0.20	0.40	0.20	2.90	Early Warning
Atwood Hammond CUSD 39	2013	1.05	1.05	0.20	0.40	0.20	2.90	Early Warning
	2014	1.05	1.05	0.20	0.40	0.20	2.90	Early Warning
Ball Chatham CUSD 5	2014	1.05	1.05	0.20	0.40	0.20	2.90	Early Warning
	2013	1.05	1.05	0.20	0.40	0.20	2.90	Early Warning
Beach Park CCSD 3	2014	0.70	1.40	0.10	0.40	0.30	2.90	Early Warning
Belleville Twp HSD 201	2014	1.05	1.05	0.20	0.40	0.20	2.90	Early Warning
Bond County CUSD 2	2014	1.05	1.05	0.20	0.40	0.20	2.90	Early Warning
	2013	1.05	1.05	0.20	0.40	0.20	2.90	Early Warning
Carbon Cliff-Barstow SD 36	2014	1.40	0.70	0.20	0.40	0.20	2.90	Early Warning
Casey-Westfield CUSD 4C	2014	1.05	1.05	0.20	0.40	0.20	2.90	Early Warning
	2013	1.05	1.05	0.20	0.40	0.20	2.90	Early Warning
Central City SD 133	2013	1.05	1.05	0.20	0.40	0.20	2.90	Early Warning
City of Chicago SD 299	2013	1.05	1.05	0.20	0.40	0.20	2.90	Early Warning
Crab Orchard CUSD 3	2014	1.05	1.05	0.20	0.40	0.20	2.90	Early Warning
	2013	1.05	1.05	0.20	0.40	0.20	2.90	Early Warning
Elverado CUSD 196	2014	1.05	1.05	0.20	0.40	0.20	2.90	Early Warning
Gen George Patton SD 133	2013	1.40	0.70	0.30	0.40	0.10	2.90	Early Warning
Harmony Emge SD 175	2014	1.05	1.05	0.20	0.40	0.20	2.90	Early Warning
	2013	1.05	1.05	0.20	0.40	0.20	2.90	Early Warning

***(FBRR - Fund Balance/Revenue Ratio - Weighting of 35%, EXRV - Expenditures/Revenue Ratio have a Weighting of 35%, DCOH - Days Cash on Hand - Weighting of 10%, STB - Short-Term Debt - Weighting of 10%, and LTD - Long-Term Debt have a Weighting of 10%)***

***Because Whiteside School District 115 did not submit an FY14 AFR, they are in the Financial Watch category.***

<b><u>District Name</u></b>	<b><u>Data Year</u></b>	<b><u>FBRR</u></b>	<b><u>ERR</u></b>	<b><u>DCOH</u></b>	<b><u>STB</u></b>	<b><u>LTD</u></b>	<b><u>Total Score</u></b>	<b><u>Designation</u></b>
Harrisburg CUSD 3	2013	1.05	1.05	0.20	0.40	0.20	2.90	Early Warning
	2014	1.05	1.05	0.20	0.40	0.20	2.90	Early Warning
High Mount SD 116	2013	1.05	1.05	0.20	0.40	0.20	2.90	Early Warning
Highland CUSD 5	2013	1.05	1.05	0.20	0.40	0.20	2.90	Early Warning
La Harpe CSD 347	2014	1.40	0.70	0.30	0.40	0.10	2.90	Early Warning
McLean County USD 5	2014	1.05	1.05	0.20	0.40	0.20	2.90	Early Warning
	2013	1.05	1.05	0.20	0.40	0.20	2.90	Early Warning
Momence CUSD 1	2014	1.05	1.05	0.20	0.40	0.20	2.90	Early Warning
Oswego CUSD 308	2013	1.05	1.05	0.30	0.40	0.10	2.90	Early Warning
Paw Paw CUSD 271	2014	1.05	1.05	0.20	0.40	0.20	2.90	Early Warning
Riverton CUSD 14	2013	1.05	1.05	0.20	0.40	0.20	2.90	Early Warning
Sycamore CUSD 427	2014	1.40	0.70	0.30	0.40	0.10	2.90	Early Warning
Thompsonville CUSD 174	2014	1.05	1.05	0.20	0.40	0.20	2.90	Early Warning
	2013	1.05	1.05	0.20	0.40	0.20	2.90	Early Warning
El Paso-Gridley CUSD 11	2014	1.05	0.70	0.30	0.40	0.40	2.85	Early Warning
Eureka CUD 140	2013	1.40	0.35	0.30	0.40	0.40	2.85	Early Warning
Princeton ESD 115	2013	1.40	0.35	0.30	0.40	0.40	2.85	Early Warning
Webber Twp HSD 204	2013	1.40	0.35	0.30	0.40	0.40	2.85	Early Warning
Bellwood SD 88	2014	1.05	1.05	0.20	0.40	0.10	2.80	Early Warning

***(FBRR - Fund Balance/Revenue Ratio - Weighting of 35%, EXRV - Expenditures/Revenue Ratio have a Weighting of 35%, DCOH - Days Cash on Hand - Weighting of 10%, STB - Short-Term Debt - Weighting of 10%, and LTD - Long-Term Debt have a Weighting of 10%)***

***Because Whiteside School District 115 did not submit an FY14 AFR, they are in the Financial Watch category.***

<b><u>District Name</u></b>	<b><u>Data Year</u></b>	<b><u>FBRR</u></b>	<b><u>ERR</u></b>	<b><u>DCOH</u></b>	<b><u>STB</u></b>	<b><u>LTD</u></b>	<b><u>Total Score</u></b>	<b><u>Designation</u></b>
Cahokia CUSD 187	2013	0.70	1.40	0.20	0.40	0.10	2.80	Early Warning
Centralia HSD 200	2013	1.05	1.05	0.20	0.40	0.10	2.80	Early Warning
Duquoin CUSD 300	2014	1.05	1.05	0.20	0.40	0.10	2.80	Early Warning
	2013	1.05	1.05	0.20	0.40	0.10	2.80	Early Warning
East Alton SD 13	2014	1.05	1.05	0.20	0.40	0.10	2.80	Early Warning
	2013	1.05	1.05	0.20	0.40	0.10	2.80	Early Warning
Herrin CUSD 4	2014	1.05	1.05	0.20	0.40	0.10	2.80	Early Warning
	2013	1.05	1.05	0.20	0.40	0.10	2.80	Early Warning
Johnston City CUSD 1	2014	1.05	1.05	0.20	0.40	0.10	2.80	Early Warning
Lincoln Way CHSD 210	2013	1.05	1.05	0.20	0.40	0.10	2.80	Early Warning
Mahomet-Seymour CUSD 3	2013	1.05	1.05	0.20	0.40	0.10	2.80	Early Warning
Matteson ESD 162	2013	1.05	1.05	0.20	0.40	0.10	2.80	Early Warning
Meridian CUSD 15	2014	1.05	1.05	0.20	0.40	0.10	2.80	Early Warning
Plainfield SD 202	2013	1.05	1.05	0.20	0.40	0.10	2.80	Early Warning
Triad CUSD 2	2013	1.05	1.05	0.20	0.40	0.10	2.80	Early Warning
	2014	1.05	1.05	0.20	0.40	0.10	2.80	Early Warning
Vienna SD 55	2013	1.40	0.70	0.20	0.40	0.10	2.80	Early Warning
Virginia CUSD 64	2013	1.05	1.05	0.20	0.40	0.10	2.80	Early Warning
	2014	1.05	1.05	0.20	0.40	0.10	2.80	Early Warning
Wayne City CUSD 100	2014	1.05	1.05	0.20	0.40	0.10	2.80	Early Warning

***(FBRR - Fund Balance/Revenue Ratio - Weighting of 35%, EXRV - Expenditures/Revenue Ratio have a Weighting of 35%, DCOH - Days Cash on Hand - Weighting of 10%, STB - Short-Term Debt - Weighting of 10%, and LTD - Long-Term Debt have a Weighting of 10%)***

***Because Whiteside School District 115 did not submit an FY14 AFR, they are in the Financial Watch category.***

<b><u>District Name</u></b>	<b><u>Data Year</u></b>	<b><u>FBRR</u></b>	<b><u>ERR</u></b>	<b><u>DCOH</u></b>	<b><u>STB</u></b>	<b><u>LTD</u></b>	<b><u>Total Score</u></b>	<b><u>Designation</u></b>
Bement CUSD 5	2014	0.70	1.05	0.20	0.40	0.40	2.75	Early Warning
Braceville SD 75	2014	1.05	0.70	0.20	0.40	0.40	2.75	Early Warning
	2013	1.05	0.70	0.20	0.40	0.40	2.75	Early Warning
Carrier Mills-Stonefort CUSD 2	2013	1.05	0.70	0.20	0.40	0.40	2.75	Early Warning
Fieldcrest CUSD 6	2013	1.05	0.70	0.20	0.40	0.40	2.75	Early Warning
Flanagan-Cornell Dist 74	2014	1.05	0.70	0.20	0.40	0.40	2.75	Early Warning
Grand Prairie CCSD 6	2013	1.05	0.70	0.20	0.40	0.40	2.75	Early Warning
Hamilton CCSD 328	2014	1.05	0.70	0.20	0.40	0.40	2.75	Early Warning
Morris CHSD 101	2014	1.40	0.35	0.20	0.40	0.40	2.75	Early Warning
Odell CCSD 435	2013	1.40	0.35	0.30	0.40	0.30	2.75	Early Warning
Pennoyer SD 79	2013	1.40	0.35	0.20	0.40	0.40	2.75	Early Warning
Princeton ESD 115	2014	1.05	0.70	0.20	0.40	0.40	2.75	Early Warning
Rockton SD 140	2014	1.40	0.35	0.30	0.40	0.30	2.75	Early Warning
Wabash CUSD 348	2014	1.05	0.70	0.20	0.40	0.40	2.75	Early Warning
Ashley CCSD 15	2013	0.70	1.05	0.10	0.40	0.40	2.65	Early Warning
Cornell CCSD 426	2013	1.05	0.70	0.20	0.40	0.30	2.65	Early Warning
Dolton SD 149	2013	1.05	0.70	0.20	0.40	0.30	2.65	Early Warning
East Moline SD 37	2014	1.05	0.70	0.20	0.40	0.30	2.65	Early Warning

***(FBRR - Fund Balance/Revenue Ratio - Weighting of 35%, EXRV - Expenditures/Revenue Ratio have a Weighting of 35%, DCOH - Days Cash on Hand - Weighting of 10%, STB - Short-Term Debt - Weighting of 10%, and LTD - Long-Term Debt have a Weighting of 10%)***

***Because Whiteside School District 115 did not submit an FY14 AFR, they are in the Financial Watch category.***

<b><u>District Name</u></b>	<b><u>Data Year</u></b>	<b><u>FBRR</u></b>	<b><u>ERR</u></b>	<b><u>DCOH</u></b>	<b><u>STB</u></b>	<b><u>LTD</u></b>	<b><u>Total Score</u></b>	<b><u>Designation</u></b>
Edgar County CUD 6	2013	0.70	1.05	0.10	0.40	0.40	2.65	Early Warning
Grand Prairie CCSD 6	2014	0.70	1.05	0.10	0.40	0.40	2.65	Early Warning
Granite City CUSD 9	2013	1.05	0.70	0.20	0.40	0.30	2.65	Early Warning
Jersey CUSD 100	2013	1.05	0.70	0.20	0.40	0.30	2.65	Early Warning
Johnsburg CUSD 12	2013	0.70	1.05	0.10	0.40	0.40	2.65	Early Warning
Kansas CUSD 3	2013	1.40	0.35	0.20	0.40	0.30	2.65	Early Warning
Lewistown CUSD 97	2014	0.70	1.05	0.10	0.40	0.40	2.65	Early Warning
North Greene CUSD 3	2013	1.05	0.70	0.20	0.40	0.30	2.65	Early Warning
Palestine CUSD 3	2014	0.70	1.05	0.20	0.40	0.30	2.65	Early Warning
Pembroke CCSD 259	2013	0.70	1.05	0.10	0.40	0.40	2.65	Early Warning
Pennoyer SD 79	2014	1.05	0.70	0.20	0.40	0.30	2.65	Early Warning
Reavis Twp HSD 220	2014	1.40	0.35	0.20	0.40	0.30	2.65	Early Warning
Sandwich CUSD 430	2014	0.70	1.05	0.10	0.40	0.40	2.65	Early Warning
	2013	0.70	1.05	0.10	0.40	0.40	2.65	Early Warning
Schuyler-Industry CUSD 5	2013	1.05	0.70	0.20	0.40	0.30	2.65	Early Warning
Springfield SD 186	2014	0.70	1.05	0.20	0.40	0.30	2.65	Early Warning
St Libory Cons SD 30	2013	0.35	1.40	0.10	0.40	0.40	2.65	Early Warning
	2014	0.35	1.40	0.10	0.40	0.40	2.65	Early Warning
United CUSD 304	2013	1.40	0.35	0.20	0.40	0.30	2.65	Early Warning

***(FBRR - Fund Balance/Revenue Ratio - Weighting of 35%, EXRV - Expenditures/Revenue Ratio have a Weighting of 35%, DCOH - Days Cash on Hand - Weighting of 10%, STB - Short-Term Debt - Weighting of 10%, and LTD - Long-Term Debt have a Weighting of 10%)***

***Because Whiteside School District 115 did not submit an FY14 AFR, they are in the Financial Watch category.***

<b><u>District Name</u></b>	<b><u>Data Year</u></b>	<b><u>FBRR</u></b>	<b><u>ERR</u></b>	<b><u>DCOH</u></b>	<b><u>STB</u></b>	<b><u>LTD</u></b>	<b><u>Total Score</u></b>	<b><u>Designation</u></b>
Urbana SD 116	2013	1.05	0.70	0.30	0.40	0.20	2.65	Early Warning
Warsaw CUSD 316	2014	1.05	0.70	0.20	0.40	0.30	2.65	Early Warning
Alton CUSD 11	2013	0.70	1.05	0.20	0.40	0.20	2.55	Watch
Aurora West USD 129	2014	1.05	0.70	0.20	0.40	0.20	2.55	Watch
Beach Park CCSD 3	2013	0.70	1.05	0.10	0.40	0.30	2.55	Watch
Bluford CCSD 114	2014	1.05	0.70	0.20	0.40	0.20	2.55	Watch
Carmi-White County CUSD 5	2013	0.70	1.05	0.20	0.40	0.20	2.55	Watch
Georgetown-Ridge Farm CUD 4	2014	0.70	1.05	0.20	0.30	0.30	2.55	Watch
Hamilton Co CUSD 10	2013	0.70	1.05	0.10	0.40	0.30	2.55	Watch
	2014	0.70	1.05	0.10	0.40	0.30	2.55	Watch
Hardin County CUSD 1	2013	0.70	1.05	0.10	0.40	0.30	2.55	Watch
Meridian CUSD 101	2013	0.70	1.05	0.10	0.40	0.30	2.55	Watch
Mulberry Grove CUSD 1	2013	1.40	0.35	0.20	0.40	0.20	2.55	Watch
Oblong CUSD 4	2013	1.05	0.70	0.20	0.40	0.20	2.55	Watch
Sandoval CUSD 501	2013	0.70	1.05	0.10	0.40	0.30	2.55	Watch
Silvis SD 34	2013	1.40	0.35	0.30	0.40	0.10	2.55	Watch
Bellwood SD 88	2013	1.05	0.70	0.20	0.40	0.10	2.45	Watch
Big Hollow SD 38	2013	1.05	0.70	0.30	0.30	0.10	2.45	Watch

***(FBRR - Fund Balance/Revenue Ratio - Weighting of 35%, EXRV - Expenditures/Revenue Ratio have a Weighting of 35%, DCOH - Days Cash on Hand - Weighting of 10%, STB - Short-Term Debt - Weighting of 10%, and LTD - Long-Term Debt have a Weighting of 10%)***

***Because Whiteside School District 115 did not submit an FY14 AFR, they are in the Financial Watch category.***

<b><u>District Name</u></b>	<b><u>Data Year</u></b>	<b><u>FBRR</u></b>	<b><u>ERR</u></b>	<b><u>DCOH</u></b>	<b><u>STB</u></b>	<b><u>LTD</u></b>	<b><u>Total Score</u></b>	<b><u>Designation</u></b>
Calhoun CUSD 40	2014	1.05	0.70	0.20	0.40	0.10	2.45	Watch
	2013	0.70	1.05	0.10	0.40	0.20	2.45	Watch
City of Chicago SD 299	2014	0.70	1.05	0.10	0.40	0.20	2.45	Watch
Damiansville SD 62	2013	0.70	1.05	0.20	0.40	0.10	2.45	Watch
DeSoto Cons SD 86	2014	0.35	1.40	0.20	0.20	0.30	2.45	Watch
Edwardsville CUSD 7	2014	0.70	1.05	0.20	0.40	0.10	2.45	Watch
Hall HSD 502	2014	1.05	0.70	0.20	0.40	0.10	2.45	Watch
High Mount SD 116	2014	0.70	1.05	0.10	0.40	0.20	2.45	Watch
Johnston City CUSD 1	2013	1.05	0.70	0.20	0.40	0.10	2.45	Watch
Lincoln Way CHSD 210	2014	1.05	0.70	0.20	0.40	0.10	2.45	Watch
Maroa Forsyth CUSD 2	2014	1.05	0.70	0.20	0.40	0.10	2.45	Watch
	2013	1.05	0.70	0.20	0.40	0.10	2.45	Watch
Millburn CCSD 24	2013	0.35	1.40	0.20	0.40	0.10	2.45	Watch
	2014	0.35	1.40	0.20	0.40	0.10	2.45	Watch
Morris SD 54	2014	1.40	0.35	0.20	0.40	0.10	2.45	Watch
	2013	1.40	0.35	0.20	0.40	0.10	2.45	Watch
O Fallon CCSD 90	2014	0.70	1.05	0.20	0.40	0.10	2.45	Watch
Oakwood CUSD 76	2013	1.05	0.70	0.20	0.40	0.10	2.45	Watch
Paw Paw CUSD 271	2013	1.05	0.70	0.20	0.40	0.10	2.45	Watch

*(FBRR - Fund Balance/Revenue Ratio - Weighting of 35%, EXRV - Expenditures/Revenue Ratio have a Weighting of 35%, DCOH - Days Cash on Hand - Weighting of 10%, STB - Short-Term Debt - Weighting of 10%, and LTD - Long-Term Debt have a Weighting of 10%)*

*Because Whiteside School District 115 did not submit an FY14 AFR, they are in the Financial Watch category.*



<b><u>District Name</u></b>	<b><u>Data Year</u></b>	<b><u>FBRR</u></b>	<b><u>ERR</u></b>	<b><u>DCOH</u></b>	<b><u>STB</u></b>	<b><u>LTD</u></b>	<b><u>Total Score</u></b>	<b><u>Designation</u></b>
Pinckneyville CHSD 101	2014	1.05	0.70	0.20	0.40	0.10	2.45	Watch
Prairie-Hills ESD 144	2013	0.70	1.05	0.20	0.40	0.10	2.45	Watch
Red Hill CUSD 10	2013	0.70	1.05	0.10	0.40	0.20	2.45	Watch
Vienna SD 55	2014	1.05	0.70	0.20	0.40	0.10	2.45	Watch
Ashley CCSD 15	2014	0.35	1.05	0.20	0.40	0.40	2.40	Watch
Cherry SD 92	2013	1.05	0.35	0.20	0.40	0.40	2.40	Watch
Fieldcrest CUSD 6	2014	0.70	0.70	0.20	0.40	0.40	2.40	Watch
Harlem UD 122	2013	0.70	0.70	0.30	0.40	0.30	2.40	Watch
Miller Twp CCSD 210	2013	1.05	0.35	0.20	0.40	0.40	2.40	Watch
Prophetstown-Lyndon-Tampico CUSD3	2013	1.05	0.35	0.20	0.40	0.40	2.40	Watch
Sandridge SD 172	2013	0.35	1.05	0.20	0.40	0.40	2.40	Watch
South Wilmington CCSD 74	2014	1.05	0.35	0.20	0.40	0.40	2.40	Watch
Wabash CUSD 348	2013	0.70	0.70	0.20	0.40	0.40	2.40	Watch
Lebanon CUSD 9	2014	0.70	1.05	0.10	0.40	0.10	2.35	Watch
O Fallon CCSD 90	2013	0.70	1.05	0.10	0.40	0.10	2.35	Watch
Breese ESD 12	2013	0.70	0.70	0.10	0.40	0.40	2.30	Watch
Johnsburg CUSD 12	2014	0.35	1.05	0.10	0.40	0.40	2.30	Watch
Lewistown CUSD 97	2013	0.70	0.70	0.20	0.30	0.40	2.30	Watch

***(FBRR - Fund Balance/Revenue Ratio - Weighting of 35%, EXRV - Expenditures/Revenue Ratio have a Weighting of 35%, DCOH - Days Cash on Hand - Weighting of 10%, STB - Short-Term Debt - Weighting of 10%, and LTD - Long-Term Debt have a Weighting of 10%)***

***Because Whiteside School District 115 did not submit an FY14 AFR, they are in the Financial Watch category.***

<b><u>District Name</u></b>	<b><u>Data Year</u></b>	<b><u>FBRR</u></b>	<b><u>ERR</u></b>	<b><u>DCOH</u></b>	<b><u>STB</u></b>	<b><u>LTD</u></b>	<b><u>Total Score</u></b>	<b><u>Designation</u></b>
Madison CUSD 12	2013	0.70	0.70	0.20	0.40	0.30	2.30	Watch
Mattoon CUSD 2	2013	0.35	1.05	0.20	0.40	0.30	2.30	Watch
Pontiac Twp HSD 90	2013	1.05	0.35	0.20	0.40	0.30	2.30	Watch
Spring Lake CCSD 606	2013	0.70	0.70	0.10	0.40	0.40	2.30	Watch
Springfield SD 186	2013	0.70	0.70	0.20	0.40	0.30	2.30	Watch
Tamaroa School Dist 5	2014	0.70	0.70	0.10	0.40	0.40	2.30	Watch
Warsaw CUSD 316	2013	1.05	0.35	0.20	0.40	0.30	2.30	Watch
Woodlawn CCSD 4	2013	0.70	0.70	0.10	0.40	0.40	2.30	Watch
Avon CUSD 176	2013	1.40	0.35	0.30	0.10	0.10	2.25	Watch
Bethalto CUSD 8	2014	0.70	0.70	0.20	0.40	0.20	2.20	Watch
Elverado CUSD 196	2013	0.70	0.70	0.10	0.40	0.30	2.20	Watch
Frankfort CUSD 168	2013	0.70	0.70	0.10	0.40	0.30	2.20	Watch
	2014	0.35	1.05	0.10	0.40	0.30	2.20	Watch
Neoga CUSD 3	2014	0.70	0.70	0.10	0.40	0.30	2.20	Watch
Alton CUSD 11	2014	0.70	0.70	0.10	0.40	0.20	2.10	Watch
Big Hollow SD 38	2014	0.70	0.70	0.30	0.30	0.10	2.10	Watch
Centralia HSD 200	2014	1.05	0.35	0.20	0.40	0.10	2.10	Watch
Streator ESD 44	2014	0.35	1.05	0.10	0.20	0.40	2.10	Watch

*(FBRR - Fund Balance/Revenue Ratio - Weighting of 35%, EXRV - Expenditures/Revenue Ratio have a Weighting of 35%, DCOH - Days Cash on Hand - Weighting of 10%, STB - Short-Term Debt - Weighting of 10%, and LTD - Long-Term Debt have a Weighting of 10%)*

*Because Whiteside School District 115 did not submit an FY14 AFR, they are in the Financial Watch category.*

<b><u>District Name</u></b>	<b><u>Data Year</u></b>	<b><u>FBRR</u></b>	<b><u>ERR</u></b>	<b><u>DCOH</u></b>	<b><u>STB</u></b>	<b><u>LTD</u></b>	<b><u>Total Score</u></b>	<b><u>Designation</u></b>
Cherry SD 92	2014	0.35	0.70	0.20	0.40	0.40	2.05	Watch
Edwardsville CUSD 7	2013	0.35	1.05	0.10	0.40	0.10	2.00	Watch
Griggsville-Perry CUSD 4	2013	0.70	0.70	0.10	0.40	0.10	2.00	Watch
Breese ESD 12	2014	0.35	0.70	0.10	0.40	0.40	1.95	Watch
Streator ESD 44	2013	0.35	0.70	0.10	0.40	0.40	1.95	Watch
Webber Twp HSD 204	2014	0.70	0.35	0.10	0.40	0.40	1.95	Watch
Woodlawn CCSD 4	2014	0.35	0.70	0.10	0.40	0.40	1.95	Watch
DeSoto Cons SD 86	2013	0.35	1.05	0.10	0.10	0.30	1.90	Watch
Bluford CCSD 114	2013	0.70	0.35	0.10	0.40	0.30	1.85	Watch
Bethalto CUSD 8	2013	0.70	0.35	0.10	0.40	0.20	1.75	Watch
Red Hill CUSD 10	2014	0.35	0.70	0.10	0.40	0.20	1.75	Watch
Georgetown-Ridge Farm CUD 4	2013	0.35	0.70	0.10	0.10	0.40	1.65	Watch
Griggsville-Perry CUSD 4	2014	0.35	0.70	0.10	0.40	0.10	1.65	Watch
Palestine CUSD 3	2013	0.35	0.70	0.20	0.10	0.30	1.65	Watch
Spring Lake CCSD 606	2014	0.35	0.35	0.10	0.40	0.40	1.60	Watch
Whiteside SD 115	2014	0.00	0.00	0.00	0.00	0.00	0.00	

*(FBRR - Fund Balance/Revenue Ratio - Weighting of 35%, EXRV - Expenditures/Revenue Ratio have a Weighting of 35%, DCOH - Days Cash on Hand - Weighting of 10%, STB - Short-Term Debt - Weighting of 10%, and LTD - Long-Term Debt have a Weighting of 10%)*

*Because Whiteside School District 115 did not submit an FY14 AFR, they are in the Financial Watch category.*

# **2015 Financial Profile (Based upon 2014 Annual Financial Data)**

## **Financial Profile Scores – (Unadjusted) by District Name**

**(Includes District Comments)**

# Financial Profile Scores - Order by District Name

TOTALS: Recognition = 591 Review = 186 Early Warning = 56 Watch = 27 (860 Districts)

<u>District Name</u>	<u>Data Year</u>	<u>FBRR</u>	<u>ERR</u>	<u>DCOH</u>	<u>STB</u>	<u>LTD</u>	<u>Total Score</u>	<u>Designation</u>	<u>District Comments</u>
Abingdon-Avon CUSD 276	2014	1.4	1.4	0.4	0.4	0.4	4	Recognition	
A-C Central CUSD 262	2014	1.4	1.4	0.4	0.4	0.3	3.9	Recognition	
Addison SD 4	2014	1.4	1.4	0.4	0.4	0.3	3.9	Recognition	
Adlai E Stevenson HSD 125	2014	1.4	1.4	0.4	0.4	0.4	4	Recognition	
Akin CCSD 91	2014	1.4	1.4	0.4	0.4	0.4	4	Recognition	
Albers SD 63	2014	1.4	1.4	0.4	0.4	0.4	4	Recognition	
Alden Hebron SD 19	2014	1.4	1.4	0.4	0.4	0.4	4	Recognition	
Allendale CCSD 17	2014	1.05	1.05	0.2	0.4	0.4	3.1	Review	If Allendale CCSD 17 would have received 100% of General State Aid over the past 3 years, then its days cash on hand score would have improved to the 4.0 range. In turn, this would have resulted in Allendale CCSD 17 with the overall score of Recognition.
Allen-Otter Creek CCSD 65	2014	1.4	1.4	0.4	0.4	0.4	4	Recognition	
Alsip-Hazlgrn-Oaklwn SD 126	2014	1.4	1.4	0.4	0.4	0.4	4	Recognition	
Altamont CUSD 10	2014	1.05	1.05	0.2	0.4	0.2	2.9	Early Warning	Altamont CUSD #10 would have a balanced budget if the State were to allocate 100% of the General State Aid revenue. For the past three years the District has received a prorated amount of 89% of General State Aid.
Alton CUSD 11	2014	0.7	1.05	0.1	0.4	0.2	2.45	Watch	
AIWood CUSD 225	2014	1.4	1.4	0.3	0.4	0.3	3.8	Recognition	
Amboy CUSD 272	2014	1.4	1.4	0.4	0.4	0.4	4	Recognition	
Anna CCSD 37	2014	1.4	1.4	0.3	0.4	0.4	3.9	Recognition	
Anna Jonesboro CHSD 81	2014	1.4	1.4	0.3	0.4	0.4	3.9	Recognition	
Annawan CUSD 226	2014	1.4	1.05	0.4	0.4	0.3	3.55	Recognition	

(FBRR = Fund Balance / Revenue Ratio - Weighting of 35%].[ EXRV = Expenditures / Revenue Ratio - Weighting of 35%, DCOH = Days Cash on Hand - Weighting of 10%, STB = Short Term Borrowing - Weighting of 10%, and LTD = Long Term Debt - Weighting of 10%)

**Note:** Because Whiteside School District 115 did not submit an FY14 AFR, they are in the Financial Watch category.

<u>District Name</u>	<u>Data Year</u>	<u>FBRR</u>	<u>ERR</u>	<u>DCOH</u>	<u>STB</u>	<u>LTD</u>	<u>Total Score</u>	<u>Designation</u>	<u>District Comments</u>
Antioch CCSD 34	2014	1.4	1.05	0.4	0.4	0.4	3.65	Recognition	
Aptakisic-Tripp CCSD 102	2014	1.4	1.4	0.4	0.4	0.4	4	Recognition	
Arbor Park SD 145	2014	1.4	1.4	0.4	0.4	0.1	3.7	Recognition	Please note that a significant portion of the long-term debt is related to the construction of Arbor Park Middle School.
Arcola CUSD 306	2014	1.4	1.4	0.4	0.4	0.4	4	Recognition	
Argenta-Oreana CUSD 1	2014	1.4	1.05	0.3	0.4	0.3	3.45	Review	
Argo CHSD 217	2014	1.4	1.05	0.4	0.4	0.3	3.55	Recognition	
Arlington Heights SD 25	2014	1.4	1.4	0.4	0.4	0.4	4	Recognition	
Armstrong Twp HSD 225	2014	1.4	1.05	0.4	0.4	0.4	3.65	Recognition	
Armstrong-Ellis Cons SD 61	2014	1.4	0.7	0.4	0.4	0.4	3.3	Review	This decrease will be made up over three years with increased revenues.
Arthur CUSD 305	2014	1.4	1.4	0.3	0.4	0.4	3.9	Recognition	
Ashley CCSD 15	2014	0.35	1.05	0.2	0.4	0.4	2.4	Watch	
Ashton-Franklin Center CUSD 275	2014	1.4	1.05	0.4	0.4	0.4	3.65	Recognition	
Astoria CUSD 1	2014	1.4	1.05	0.4	0.4	0.3	3.55	Recognition	
Athens CUSD 213	2014	1.4	1.4	0.3	0.4	0.3	3.8	Recognition	
Atwood Hammond CUSD 39	2014	1.05	1.05	0.2	0.4	0.2	2.9	Early Warning	
Atwood Heights SD 125	2014	1.4	1.4	0.4	0.4	0.1	3.7	Recognition	
Auburn CUSD 10	2014	1.4	1.4	0.4	0.4	0.4	4	Recognition	
Aurora East USD 131	2014	1.4	1.05	0.3	0.4	0.1	3.25	Review	

(FBRR = Fund Balance / Revenue Ratio - Weighting of 35%].[ EXRV = Expenditures / Revenue Ratio - Weighting of 35%, DCOH = Days Cash on Hand - Weighting of 10%, STB = Short Term Borrowing - Weighting of 10%, and LTD = Long Term Debt - Weighting of 10%)

**Note:** Because Whiteside School District 115 did not submit an FY14 AFR, they are in the Financial Watch category.

<u>District Name</u>	<u>Data Year</u>	<u>FBRR</u>	<u>ERR</u>	<u>DCOH</u>	<u>STB</u>	<u>LTD</u>	<u>Total Score</u>	<u>Designation</u>	<u>District Comments</u>
Aurora West USD 129	2014	1.05	0.7	0.2	0.4	0.2	2.55	Watch	During fiscal year 2014 the District adjusted the revenue recognition policy related to property taxes. Previously, property tax revenues being collected within 60 days of year end had been used to pay expenses that had occurred before June 30. According to generally accepted accounting principles, this revenue had to be recognized at that time. Now, the District no longer needs to use that 60 day revenue to pay current bills due to an improved financial condition. Thus, the District has changed its accounting treatment which resulted in lower property tax revenues this year as the 60 day receipts were not included. Unfortunately, due to this, the score on the AFR has been effected, even though the District is doing better by no longer relying on the future revenues. We are proposing that an adjustment be made to include the prior year 60 day revenue amounts in order to properly reflect the good condition of the District. This amount would be \$11,500,000. We would also like to note that in 3 of the measurements, we just missed out on a higher rating. If any of the 3 would have been marginally better, we would have moved to Financial Early Warning. For the Expenditure to Revenue Ratio, we were in category 2 (\$1.10 to \$1.20) with a \$1.107. Under \$1.10 would have bumped us up to category 3. The primary reason for this was the property tax revenues. For Days of Cash on Hand, we have 88 days which puts us in category 2 in the 30-90 days range. Above 90 would have bumped us to category 3. For % of long-term debt remaining, we have 47.66% which puts us in category 2 (25%-50%). Again, just missing out on category 3 (50%-75%).
Aviston SD 21	2014	1.4	1.4	0.4	0.4	0.3	3.9	Recognition	
Avoca SD 37	2014	1.4	1.4	0.4	0.4	0.4	4	Recognition	
Ball Chatham CUSD 5	2014	1.05	1.4	0.2	0.4	0.2	3.25	Review	
Bannockburn SD 106	2014	1.4	1.4	0.4	0.4	0.4	4	Recognition	
Barrington CUSD 220	2014	1.4	1.05	0.3	0.4	0.4	3.55	Recognition	
Bartelso SD 57	2014	1.4	1.05	0.4	0.4	0.4	3.65	Recognition	The decrease in state funding continue to impact Bartelso's financial outlook. Student enrollment has stabilized.
Bartonville SD 66	2014	1.4	1.4	0.4	0.4	0.3	3.9	Recognition	
Batavia USD 101	2014	1.05	1.4	0.3	0.4	0.2	3.35	Review	
Beach Park CCSD 3	2014	0.7	1.4	0.1	0.4	0.3	2.9	Early Warning	

(FBRR = Fund Balance / Revenue Ratio - Weighting of 35%],[ EXRV = Expenditures / Revenue Ratio - Weighting of 35%, DCOH = Days Cash on Hand - Weighting of 10%, STB = Short Term Borrowing - Weighting of 10%, and LTD = Long Term Debt - Weighting of 10%)

**Note: Because Whiteside School District 115 did not submit an FY14 AFR, they are in the Financial Watch category.**

<u>District Name</u>	<u>Data Year</u>	<u>FBRR</u>	<u>ERR</u>	<u>DCOH</u>	<u>STB</u>	<u>LTD</u>	<u>Total Score</u>	<u>Designation</u>	<u>District Comments</u>
Beardstown CUSD 15	2014	1.4	1.4	0.3	0.4	0.3	3.8	Recognition	The Beardstown School District had built up reserves in the Education Fund over many years. This allowed the district to maintain programs at previous levels without making program cuts. In the past few years general state aid to the district has been prorated (reduced) and it is requiring the district to utilize reserves in order to maintain programs at current and reduced levels. The past two years this proration of general state aid has cost the district a loss of over \$800,000 per year for a total of over \$1.6 million in two years. At the current rate of state aid reduction and program cost increases, it is forecast that the district will deplete the Education Fund reserves in the 2016-17 school year. With a high poverty rate student population and limited local property tax revenues the district is not able to recover from the dramatic loss/decrease in general state aide funds.
Beecher City CUSD 20	2014	1.4	1.05	0.4	0.4	0.4	3.65	Recognition	
Beecher CUSD 200U	2014	1.4	1.4	0.4	0.4	0.2	3.8	Recognition	
Belle Valley SD 119	2014	1.4	1.4	0.4	0.4	0.1	3.7	Recognition	
Belleville SD 118	2014	1.4	1.05	0.3	0.4	0.3	3.45	Review	
Belleville Twp HSD 201	2014	1.05	1.05	0.2	0.4	0.2	2.9	Early Warning	
Bellwood SD 88	2014	1.05	1.4	0.2	0.4	0.1	3.15	Review	
Belvidere CUSD 100	2014	1.4	1.4	0.4	0.4	0.2	3.8	Recognition	
Bement CUSD 5	2014	1.05	1.05	0.2	0.4	0.4	3.1	Review	Our "days cash on hand" is relatively higher due to the working cash bonds that we sold, this will be reflected in next year's report.
Benjamin SD 25	2014	1.4	1.4	0.4	0.4	0.3	3.9	Recognition	
Bensenville SD 2	2014	1.4	1.05	0.4	0.4	0.1	3.35	Review	Other factors better show the District's high financial strength. The District's net financial position has increased for 11 consecutive years, from \$6 million to \$50 million. Standard & Poor's has rated the District's debt AA+, among the highest 14% in Illinois schools districts. In the last 8 years, the District has funded \$67 million of construction with just 54% debt and the rest from savings and grants. The District's buildings are very new, so future borrowings are likely to be modest.
Benton CCSD 47	2014	1.4	1.05	0.2	0.4	0.3	3.35	Review	

(FBRR = Fund Balance / Revenue Ratio - Weighting of 35%].[ EXRV = Expenditures / Revenue Ratio - Weighting of 35%, DCOH = Days Cash on Hand - Weighting of 10%, STB = Short Term Borrowing - Weighting of 10%, and LTD = Long Term Debt - Weighting of 10%)

**Note:** Because Whiteside School District 115 did not submit an FY14 AFR, they are in the Financial Watch category.



<u>District Name</u>	<u>Data Year</u>	<u>FBRR</u>	<u>ERR</u>	<u>DCOH</u>	<u>STB</u>	<u>LTD</u>	<u>Total Score</u>	<u>Designation</u>	<u>District Comments</u>
Benton Cons HSD 103	2014	1.4	1.4	0.3	0.4	0.4	3.9	Recognition	
Berkeley SD 87	2014	1.4	1.05	0.4	0.4	0.2	3.45	Review	
Berwyn North SD 98	2014	1.4	1.4	0.4	0.4	0.4	4	Recognition	
Berwyn South SD 100	2014	1.4	1.05	0.2	0.4	0.1	3.15	Review	When long term debt was originated, the district was within the allowable limit. The district has exceeded its debt limit due to decreasing EAV.
Bethalto CUSD 8	2014	0.7	0.7	0.2	0.4	0.2	2.2	Watch	Over the course of the last three fiscal years, revenues such as General State Aid have continued to be reduced. Due to GSA proration Bethalto School District has lost over \$3 million of state revenue. Our profile score has improved from the previous score of 1.75 as Bethalto Unit 8 continues to monitor revenues and expenditures closely in order to continue to plan for future years.
Bethel SD 82	2014	1.4	1.4	0.4	0.4	0.3	3.9	Recognition	
Big Hollow SD 38	2014	1.05	0.7	0.3	0.3	0.1	2.45	Watch	
Bismarck Henning CUSD	2014	1.05	1.05	0.2	0.4	0.3	3	Early Warning	
Bloom Twp HSD 206	2014	1.4	1.4	0.3	0.4	0.3	3.8	Recognition	
Bloomington SD 13	2014	1.4	1.4	0.4	0.4	0.4	4	Recognition	Bloomington School District 13 practices fiscal responsibility in the long range planning and day to day operations of the District. The District continues to manage its resources effectively in these difficult economic times.
Bloomington SD 87	2014	1.4	1.05	0.4	0.4	0.3	3.55	Recognition	While District 87 has managed its finances well and remains in Financial Recognition status, it is in deficit primarily through reductions in state and local local revenue. In response the Board implemented a deficit reduction plan and continues to reduce expenditures. However, it is difficult to cut \$6 M in costs without harming educational programs and achievement. Any changes at the state level to further reduce revenue to the District or shift pension or other costs will make the deficit worse and significantly harm educational opportunities.
Blue Ridge CUSD 18	2014	1.4	1.4	0.4	0.4	0.2	3.8	Recognition	
Bluford CCSD 114	2014	1.05	0.7	0.2	0.4	0.2	2.55	Watch	
Bond County CUSD 2	2014	1.05	1.05	0.2	0.4	0.2	2.9	Early Warning	
Bourbonnais SD 53	2014	1.4	1.05	0.4	0.4	0.3	3.55	Recognition	

(FBRR = Fund Balance / Revenue Ratio - Weighting of 35%].[ EXRV = Expenditures / Revenue Ratio - Weighting of 35%, DCOH = Days Cash on Hand - Weighting of 10%, STB = Short Term Borrowing - Weighting of 10%, and LTD = Long Term Debt - Weighting of 10%)

**Note:** Because Whiteside School District 115 did not submit an FY14 AFR, they are in the Financial Watch category.

<u>District Name</u>	<u>Data Year</u>	<u>FBRR</u>	<u>ERR</u>	<u>DCOH</u>	<u>STB</u>	<u>LTD</u>	<u>Total Score</u>	<u>Designation</u>	<u>District Comments</u>
Braceville SD 75	2014	1.05	1.05	0.2	0.4	0.4	3.1	Review	
Bradford CUSD 1	2014	1.4	1.4	0.3	0.4	0.4	3.9	Recognition	
Bradley Bourbonnais CHSD 307	2014	1.4	1.4	0.4	0.4	0.3	3.9	Recognition	The 3.90 profile score for BBCHS is a product of operating in a fiscally responsible manner. Fund balance to revenue ratio, expenditure to revenue ratio, and cash on hand are all rated 4.0, which is exceptional. The 3.0 rating in Short Term Borrowing relates to the lack of debt service extension base available for the District to be able to bond for future projects. This situation was created when past referenda have failed and the burden was shifted to the District to take on debt. Incurring this debt was necessary to keep class sizes down below 30 and ease over crowding. Even still, the District is still utilizing 12 mobile classrooms that house over 350 students on an hourly basis and maintaining an aging building.
Bradley SD 61	2014	1.4	1.05	0.3	0.4	0.4	3.55	Recognition	
Breese ESD 12	2014	0.35	0.7	0.1	0.4	0.4	1.95	Watch	The reason our district has a Profile Score Report of "WATCH" is due to the fact that GSA is prorated at 88.9%. If funded at 100%, our district would not be in the WATCH category.
Bremen CHSD 228	2014	1.4	1.05	0.4	0.4	0.3	3.55	Recognition	
Brimfield CUSD 309	2014	1.4	1.4	0.4	0.4	0.1	3.7	Recognition	
Brookfield Lagrange Park SD 95	2014	1.4	1.4	0.4	0.4	0.2	3.8	Recognition	The District continues to maintain a high standard of fiscal responsibility. Recent additions and improvements to facilities have caused the District to assume debt, which has adversely affected the overall profile score.
Brooklyn UD 188	2014	1.4	1.05	0.3	0.4	0.1	3.25	Review	
Brookwood SD 167	2014	1.4	1.4	0.4	0.4	0.1	3.7	Recognition	
Brown County CUSD 1	2014	1.4	1.05	0.3	0.4	0.3	3.45	Review	
Brownstown CUSD 201	2014	1.4	1.4	0.4	0.4	0.2	3.8	Recognition	Long-term debt includes QZAB bonds for HS project.
Brussels CUSD 42	2014	1.4	1.4	0.4	0.4	0.4	4	Recognition	
Buncombe Cons SD 43	2014	1.05	1.4	0.2	0.4	0.4	3.45	Review	
Bunker Hill CUSD 8	2014	1.4	1.4	0.3	0.4	0.4	3.9	Recognition	
Burbank SD 111	2014	1.4	1.4	0.4	0.4	0.4	4	Recognition	Burbank SD 111 is committed to being fiscally responsible.

(FBRR = Fund Balance / Revenue Ratio - Weighting of 35%].[ EXRV = Expenditures / Revenue Ratio - Weighting of 35%, DCOH = Days Cash on Hand - Weighting of 10%, STB = Short Term Borrowing - Weighting of 10%, and LTD = Long Term Debt - Weighting of 10%)

**Note:** Because Whiteside School District 115 did not submit an FY14 AFR, they are in the Financial Watch category.

<u>District Name</u>	<u>Data Year</u>	<u>FBRR</u>	<u>ERR</u>	<u>DCOH</u>	<u>STB</u>	<u>LTD</u>	<u>Total Score</u>	<u>Designation</u>	<u>District Comments</u>
Bureau Valley CUSD 340	2014	1.4	1.05	0.2	0.4	0.3	3.35	Review	
Burnham SD 154-5	2014	1.4	1.05	0.4	0.4	0.2	3.45	Review	
Bushnell Prairie City CUSD 170	2014	1.4	1.05	0.3	0.4	0.4	3.55	Recognition	
Butler SD 53	2014	1.4	1.4	0.4	0.4	0.4	4	Recognition	
Byron CUSD 226	2014	1.4	1.4	0.4	0.4	0.3	3.9	Recognition	
Cahokia CUSD 187	2014	1.05	1.4	0.2	0.4	0.1	3.15	Review	
Cairo USD 1	2014	1.4	1.4	0.4	0.4	0.3	3.9	Recognition	
Calhoun CUSD 40	2014	1.05	1.05	0.2	0.4	0.1	2.8	Early Warning	
Calumet City SD 155	2014	1.4	1.4	0.4	0.4	0.1	3.7	Recognition	
Calumet Public SD 132	2014	1.4	1.4	0.4	0.4	0.2	3.8	Recognition	
Cambridge CUSD 227	2014	1.4	1.4	0.3	0.4	0.4	3.9	Recognition	
Canton Union SD 66	2014	1.4	1.05	0.3	0.4	0.3	3.45	Review	The District is working on a budget reduction plan.
Carbon Cliff-Barstow SD 36	2014	1.4	0.7	0.3	0.4	0.2	3	Early Warning	
Carbondale CHSD 165	2014	1.4	1.4	0.4	0.4	0.3	3.9	Recognition	
Carbondale ESD 95	2014	1.4	1.4	0.4	0.4	0.3	3.9	Recognition	
Carlinville CUSD 1	2014	1.4	1.4	0.4	0.4	0.4	4	Recognition	The uncertainty surrounding funding from the state of Illinois remains a concern.
Carlyle CUSD 1	2014	1.4	1.4	0.4	0.4	0.4	4	Recognition	
Carmi-White County CUSD 5	2014	0.7	1.4	0.2	0.4	0.3	3	Early Warning	Carmi-White County CUSD #5 is continuing to look for ways to reduce expenses and be diligent in managing finances.
Carrier Mills-Stonefort CUSD 2	2014	1.05	1.05	0.2	0.4	0.4	3.1	Review	
Carrollton CUSD 1	2014	1.4	1.4	0.3	0.4	0.4	3.9	Recognition	
Cartersville CUSD 5	2014	1.4	1.05	0.3	0.4	0.1	3.25	Review	Due to increasing student enrollment, Cartersville CUSD #5 added a fourth building in the 2013-2014 school year, which was a new grades 7-8 junior high school. The cost to add the building was approximately \$500,000 in FY 14.
Carthage ESD 317	2014	1.4	1.05	0.4	0.4	0.4	3.65	Recognition	

(FBRR = Fund Balance / Revenue Ratio - Weighting of 35%].[ EXRV = Expenditures / Revenue Ratio - Weighting of 35%, DCOH = Days Cash on Hand - Weighting of 10%, STB = Short Term Borrowing - Weighting of 10%, and LTD = Long Term Debt - Weighting of 10%)

**Note: Because Whiteside School District 115 did not submit an FY14 AFR, they are in the Financial Watch category.**

<u>District Name</u>	<u>Data Year</u>	<u>FBRR</u>	<u>ERR</u>	<u>DCOH</u>	<u>STB</u>	<u>LTD</u>	<u>Total Score</u>	<u>Designation</u>	<u>District Comments</u>
Cary CCSD 26	2014	1.05	1.4	0.4	0.4	0.1	3.35	Review	
Casey-Westfield CUSD 4C	2014	1.05	1.4	0.3	0.4	0.2	3.35	Review	
Cass SD 63	2014	1.4	1.05	0.3	0.4	0.3	3.45	Review	
Catlin CUSD 5	2014	1.4	1.05	0.3	0.4	0.4	3.55	Recognition	
CCSD 146	2014	1.4	1.4	0.4	0.4	0.2	3.8	Recognition	
CCSD 168	2014	1.4	1.05	0.4	0.4	0.4	3.65	Recognition	
CCSD 180	2014	1.4	1.4	0.4	0.4	0.4	4	Recognition	
CCSD 204	2014	1.4	1.05	0.4	0.4	0.3	3.55	Recognition	
CCSD 62	2014	1.4	1.4	0.4	0.4	0.1	3.7	Recognition	
CCSD 89	2014	1.4	1.05	0.4	0.4	0.3	3.55	Recognition	
CCSD 93	2014	1.4	1.4	0.4	0.4	0.3	3.9	Recognition	The District 93 Board of Education is committed to ensuring the District's long-term financial stability while offering a "world class" educational experience for the students it serves.
Center Cass SD 66	2014	1.4	1.4	0.4	0.4	0.4	4	Recognition	
Central A & M CUD 21	2014	1.4	1.4	0.3	0.4	0.4	3.9	Recognition	
Central CHSD 71	2014	1.4	1.4	0.4	0.4	0.4	4	Recognition	
Central City SD 133	2014	1.05	1.05	0.2	0.4	0.3	3	Early Warning	
Central CUSD 3	2014	1.4	1.05	0.4	0.4	0.4	3.65	Recognition	
Central CUSD 301	2014	1.4	1.4	0.4	0.4	0.2	3.8	Recognition	
Central CUSD 4	2014	1.4	1.05	0.4	0.4	0.2	3.45	Review	
Central SD 104	2014	1.4	1.4	0.4	0.4	0.1	3.7	Recognition	
Central SD 51	2014	1.4	1.05	0.4	0.4	0.2	3.45	Review	
Central Stickney SD 110	2014	1.4	1.4	0.4	0.4	0.4	4	Recognition	District 110 is proud to once again have earned the highest Profile Score awarded.
Centralia HSD 200	2014	1.05	0.35	0.2	0.4	0.1	2.1	Watch	
Centralia SD 135	2014	1.4	1.05	0.3	0.4	0.3	3.45	Review	

(FBRR = Fund Balance / Revenue Ratio - Weighting of 35%. [ EXRV = Expenditures / Revenue Ratio - Weighting of 35%, DCOH = Days Cash on Hand - Weighting of 10%, STB = Short Term Borrowing - Weighting of 10%, and LTD = Long Term Debt - Weighting of 10%)

**Note:** Because Whiteside School District 115 did not submit an FY14 AFR, they are in the Financial Watch category.

<u>District Name</u>	<u>Data Year</u>	<u>FBRR</u>	<u>ERR</u>	<u>DCOH</u>	<u>STB</u>	<u>LTD</u>	<u>Total Score</u>	<u>Designation</u>	<u>District Comments</u>
Century CUSD 100	2014	1.4	1.4	0.4	0.4	0.2	3.8	Recognition	
Cerro Gordo CUSD 100	2014	1.4	1.4	0.2	0.4	0.3	3.7	Recognition	
Chadwick-Milledgeville CUSD 399	2014	1.4	1.05	0.4	0.4	0.3	3.55	Recognition	
Champaign CUSD 4	2014	1.4	1.4	0.4	0.4	0.3	3.9	Recognition	Champaign CUSD #4 continues to budget conservatively and continues to keep an eye towards State funding issues. We want to put our community in a good position to handle tough economic environments.
Chaney-Monge SD 88	2014	1.4	1.4	0.3	0.4	0.4	3.9	Recognition	
Channahon SD 17	2014	1.4	1.4	0.4	0.4	0.4	4	Recognition	
Charleston CUSD 1	2014	1.4	1.05	0.3	0.4	0.4	3.55	Recognition	
Cherry SD 92	2014	0.35	0.7	0.2	0.4	0.4	2.05	Watch	
Chester CUSD 139	2014	1.4	1.05	0.3	0.4	0.2	3.35	Review	
Chester N HSD 122	2014	1.4	1.05	0.4	0.1	0.4	3.35	Review	
Chester-East Lincoln CCSD 61	2014	1.4	1.4	0.4	0.4	0.2	3.8	Recognition	
Chicago Heights SD 170	2014	1.4	1.05	0.4	0.4	0.4	3.65	Recognition	
Chicago Ridge SD 127-5	2014	1.4	1.4	0.4	0.4	0.2	3.8	Recognition	
Christopher USD 99	2014	1.4	1.4	0.3	0.4	0.1	3.6	Recognition	
CHSD 117	2014	1.4	1.4	0.4	0.4	0.4	4	Recognition	
CHSD 128	2014	1.4	1.4	0.4	0.4	0.4	4	Recognition	
CHSD 155	2014	1.4	1.05	0.4	0.4	0.4	3.65	Recognition	
CHSD 218	2014	1.4	1.4	0.4	0.4	0.3	3.9	Recognition	Our Board of Education is committed to maintaining a financially solvent district and a balanced budget while providing a high quality educational program. Our district has a five year building plan and will use surplus funds to help fund these capital expenditures.
CHSD 94	2014	1.4	1.4	0.4	0.4	0.4	4	Recognition	
CHSD 99	2014	0.7	1.4	0.4	0.4	0.4	3.3	Review	
Cicero SD 99	2014	1.4	1.05	0.4	0.4	0.1	3.35	Review	

(FBRR = Fund Balance / Revenue Ratio - Weighting of 35%].[ EXRV = Expenditures / Revenue Ratio - Weighting of 35%, DCOH = Days Cash on Hand - Weighting of 10%, STB = Short Term Borrowing - Weighting of 10%, and LTD = Long Term Debt - Weighting of 10%)

**Note:** Because Whiteside School District 115 did not submit an FY14 AFR, they are in the Financial Watch category.

<u>District Name</u>	<u>Data Year</u>	<u>FBRR</u>	<u>ERR</u>	<u>DCOH</u>	<u>STB</u>	<u>LTD</u>	<u>Total Score</u>	<u>Designation</u>	<u>District Comments</u>
Cissna Park CUSD 6	2014	1.4	1.4	0.4	0.4	0.4	4	Recognition	
City of Chicago SD 299	2014	0.7	1.05	0.1	0.4	0.2	2.45	Watch	CPS continues to face a structural deficit as a result of escalating pension payments. We are the only district in Illinois that is responsible for its own pension cost. CPS' pension payment increased from \$200M in FY 13 to \$600M in FY 14 and grows to \$700M in FY 15. Our drop into the Financial Watch category is the direct result of this escalating pension cost. We will continue to see our financial condition deteriorate as long as we face nearly flat or declining state revenues with pension payments that now make up 13% of our revenues and continue to grow.
Clay City CUSD 10	2014	1.4	1.4	0.3	0.4	0.2	3.7	Recognition	
Clinton CUSD 15	2014	1.4	1.4	0.4	0.4	0.3	3.9	Recognition	
Coal City CUSD 1	2014	1.4	1.4	0.4	0.4	0.3	3.9	Recognition	
Cobden SUD 17	2014	1.4	1.05	0.4	0.4	0.2	3.45	Review	
Collinsville CUSD 10	2014	1.4	1.4	0.3	0.4	0.4	3.9	Recognition	
Colona SD 190	2014	1.4	1.05	0.4	0.4	0.4	3.65	Recognition	
Columbia CUSD 4	2014	1.4	1.4	0.4	0.4	0.2	3.8	Recognition	
Comm Cons SD 59	2014	1.4	1.05	0.4	0.4	0.4	3.65	Recognition	School District 59 maintains Recognition status on the Financial Profile as a key performance indicator.
Cons HSD 230	2014	1.4	1.4	0.4	0.4	0.4	4	Recognition	
Cons SD 158	2014	1.4	1.4	0.3	0.4	0.1	3.6	Recognition	
Cook County SD 130	2014	1.4	1.05	0.3	0.4	0.3	3.45	Review	
Cornell CCSD 426	2014	1.4	1.4	0.3	0.4	0.3	3.8	Recognition	
Coulterville USD 1	2014	1.05	1.4	0.2	0.4	0.4	3.45	Review	
Country Club Hills SD 160	2014	1.4	1.4	0.3	0.4	0.1	3.6	Recognition	
County of Union Sch Dist No43	2014	1.4	1.4	0.4	0.4	0.2	3.8	Recognition	

(FBRR = Fund Balance / Revenue Ratio - Weighting of 35%].[ EXRV = Expenditures / Revenue Ratio - Weighting of 35%, DCOH = Days Cash on Hand - Weighting of 10%, STB = Short Term Borrowing - Weighting of 10%, and LTD = Long Term Debt - Weighting of 10%)

**Note:** Because Whiteside School District 115 did not submit an FY14 AFR, they are in the Financial Watch category.

<u>District Name</u>	<u>Data Year</u>	<u>FBRR</u>	<u>ERR</u>	<u>DCOH</u>	<u>STB</u>	<u>LTD</u>	<u>Total Score</u>	<u>Designation</u>	<u>District Comments</u>
County of Winnebago SD 320	2014	1.4	1.05	0.4	0.4	0.2	3.45	Review	The South Beloit CUSD #320 continues to be fiscally conservative. We strive to receive the highest financial rating even though payments from the State of Illinois are slow and sometimes non-existent. We continually strive to offer a quality education to our students but with reduced revenues and increasing expenditures, students will be affected by necessary budget cuts.
County of Woodford School	2014	1.4	1.4	0.4	0.4	0.4	4	Recognition	
Cowden-Herrick CUSD 3A	2014	1.05	1.4	0.3	0.4	0.4	3.55	Recognition	It is imperative that our state legislators return to funding public schools at 100 % not 89% General State Aid pro ration. The affects will long term to the state and people of this great nation for not providing our students with the best education
Crab Orchard CUSD 3	2014	1.05	1.05	0.2	0.4	0.2	2.9	Early Warning	
Crescent Iroquois CUSD 249	2014	1.4	1.05	0.4	0.4	0.4	3.65	Recognition	
Creston CCSD 161	2014	1.4	1.4	0.4	0.4	0.4	4	Recognition	
Crete Monee CUSD 201U	2014	1.4	1.05	0.4	0.4	0.1	3.35	Review	
Creve Coeur SD 76	2014	1.4	1.05	0.4	0.4	0.4	3.65	Recognition	
Crystal Lake CCSD 47	2014	1.4	1.05	0.4	0.4	0.3	3.55	Recognition	
Cumberland CUSD 77	2014	1.4	1.4	0.3	0.4	0.3	3.8	Recognition	
CUSD 200	2014	1.4	1.05	0.3	0.4	0.3	3.45	Review	
CUSD 201	2014	1.4	1.4	0.4	0.4	0.4	4	Recognition	
CUSD 3 Fulton County	2014	1.4	1.05	0.3	0.4	0.3	3.45	Review	

(FBRR = Fund Balance / Revenue Ratio - Weighting of 35%].[ EXRV = Expenditures / Revenue Ratio - Weighting of 35%, DCOH = Days Cash on Hand - Weighting of 10%, STB = Short Term Borrowing - Weighting of 10%, and LTD = Long Term Debt - Weighting of 10%)

**Note:** Because Whiteside School District 115 did not submit an FY14 AFR, they are in the Financial Watch category.

<u>District Name</u>	<u>Data Year</u>	<u>FBRR</u>	<u>ERR</u>	<u>DCOH</u>	<u>STB</u>	<u>LTD</u>	<u>Total Score</u>	<u>Designation</u>	<u>District Comments</u>
CUSD 300	2014	1.4	1.05	0.3	0.4	0.1	3.25	Review	The District's "Percent of Long-Term Debt Margin Remaining" is the primary reason the District received a financial profile score of 3.25 or "Early Warning". Due to rapid growth in the 90s, the District issued significant long-term debt to build much-needed classroom space. As with many Illinois school districts, the District equalized assessed valuation (EAV) has declined over the past five years. Both of these factors have contributed to the 1.00 score for the District's "Percent of Long-Term Debt Margin Remaining". The District does not anticipate exceeding the long-term debt allowed under State statute and believes that this area of the profile will improve once EAV levels increase. Additionally, the District expenditures exceeded revenue for 2013-2014 due to an accounting correction for prior year tax revenue and higher than expected utility and snow removal cost due to the extremely harsh winter. For 2014-2015, the District does not expect expenditures to exceed revenue and should return to a Financial Profile Status of "Recognition".
CUSD 4	2014	1.4	1.4	0.3	0.4	0.3	3.8	Recognition	
Cypress SD 64	2014	1.4	1.05	0.4	0.4	0.4	3.65	Recognition	
Dakota CUSD 201	2014	1.4	1.4	0.3	0.4	0.4	3.9	Recognition	The Dakota Community School District is in Financial Recognition.
Dallas ESD 327	2014	1.4	1.4	0.4	0.4	0.3	3.9	Recognition	
Dalzell SD 98	2014	1.4	1.05	0.4	0.4	0.3	3.55	Recognition	
Damiansville SD 62	2014	1.05	1.4	0.2	0.4	0.1	3.15	Review	
Danville CCSD 118	2014	1.4	1.05	0.3	0.4	0.2	3.35	Review	Danville District No. 118 fell short in the expenditures to revenue ratios, although we added \$155k more to the operating fund balance this year. The down grade in the financial profile score is due to a change in the auditor's policies. Our policies now reflect their updated policies and should not be a problem in the future.
Darien SD 61	2014	1.4	1.4	0.4	0.4	0.4	4	Recognition	
Decatur SD 61	2014	1.4	1.05	0.3	0.4	0.1	3.25	Review	
Deer Creek-Mackinaw CUSD 701	2014	1.4	1.4	0.3	0.4	0.3	3.8	Recognition	
Deer Park CCSD 82	2014	1.4	1.4	0.4	0.4	0.3	3.9	Recognition	

(FBRR = Fund Balance / Revenue Ratio - Weighting of 35%].[ EXRV = Expenditures / Revenue Ratio - Weighting of 35%, DCOH = Days Cash on Hand - Weighting of 10%, STB = Short Term Borrowing - Weighting of 10%, and LTD = Long Term Debt - Weighting of 10%)

**Note:** Because Whiteside School District 115 did not submit an FY14 AFR, they are in the Financial Watch category.



<u>District Name</u>	<u>Data Year</u>	<u>FBRR</u>	<u>ERR</u>	<u>DCOH</u>	<u>STB</u>	<u>LTD</u>	<u>Total Score</u>	<u>Designation</u>	<u>District Comments</u>
Deerfield SD 109	2014	1.4	1.4	0.4	0.4	0.4	4	Recognition	Fund balance will decrease over future years as the Board has saved the funds for needed facility improvements.
DeKalb CUSD 428	2014	1.4	1.05	0.4	0.4	0.1	3.35	Review	The District's overall financial profile score has been negatively impacted by the Percent of Long-Term Debt Margin Remaining portion of the score calculation. The main reason for the low score is the drop in property values that the district has experienced. Between 2008 and 2013, equalized assessed valuations have decrease by almost \$250,000,000 (over 26% decrease). During this same period of time, the District issued voter approved referendum bonds (\$108,000,000) to build a new elementary and high school. Consequently, increasing debt and lower property values have had an adverse effect on the District's financial profile score.
Deland-Weldon CUSD 57	2014	1.4	0.7	0.3	0.4	0.3	3.1	Review	
Delavan CUSD 703	2014	1.4	1.4	0.4	0.4	0.4	4	Recognition	
DePue USD 103	2014	1.4	1.05	0.4	0.4	0.3	3.55	Recognition	
DeSoto Cons SD 86	2014	0.35	1.4	0.2	0.2	0.3	2.45	Watch	
Diamond Lake SD 76	2014	1.4	1.4	0.4	0.4	0.4	4	Recognition	
Dieterich CUSD 30	2014	1.4	1.05	0.4	0.4	0.3	3.55	Recognition	The state continues to struggle with revenue and school funding. Dieterich Unit #30 has again decreased its overall budget to try to decrease the impact of lost revenue.
Dimmick CCSD 175	2014	1.4	1.4	0.4	0.4	0.3	3.9	Recognition	
District 50 Schools	2014	1.4	1.4	0.4	0.4	0.4	4	Recognition	
Dixon USD 170	2014	1.4	1.05	0.3	0.4	0.4	3.55	Recognition	Although the District's Total Profile Score has dropped over the last two years it is still at the "Recognition" level. However, due to the prorated GSA and the lack of state funding there has been a 22% reduction in the teaching staff over the last few years.
Dodds CCSD 7	2014	1.4	1.4	0.3	0.4	0.3	3.8	Recognition	
Dolton SD 148	2014	1.4	1.4	0.4	0.4	0.1	3.7	Recognition	
Dolton SD 149	2014	1.4	1.05	0.3	0.4	0.1	3.25	Review	
Dongola USD 66	2014	1.05	1.05	0.2	0.4	0.4	3.1	Review	
Donovan CUSD 3	2014	1.4	1.05	0.4	0.4	0.4	3.65	Recognition	

(FBRR = Fund Balance / Revenue Ratio - Weighting of 35%].[ EXRV = Expenditures / Revenue Ratio - Weighting of 35%, DCOH = Days Cash on Hand - Weighting of 10%, STB = Short Term Borrowing - Weighting of 10%, and LTD = Long Term Debt - Weighting of 10%)

**Note:** Because Whiteside School District 115 did not submit an FY14 AFR, they are in the Financial Watch category.

<u>District Name</u>	<u>Data Year</u>	<u>FBRR</u>	<u>ERR</u>	<u>DCOH</u>	<u>STB</u>	<u>LTD</u>	<u>Total Score</u>	<u>Designation</u>	<u>District Comments</u>
Downers Grove GSD 58	2014	1.4	1.05	0.3	0.4	0.4	3.55	Recognition	
Dunlap CUSD 323	2014	1.4	1.4	0.4	0.4	0.2	3.8	Recognition	
DuPage HSD 88	2014	1.4	1.05	0.4	0.4	0.2	3.45	Review	To be clear, the downturn of the economy and corresponding decline of our district property values or EAV since 2008 has resulted in a lower Long Term Debt Margin score. Had we retained the minimum level of EAV since 2008 our total Profile score would be 3.55 which is the top Recognition category.
Dupo CUSD 196	2014	1.4	1.4	0.3	0.4	0.1	3.6	Recognition	Our current financial profile is the result of the thoughtful fiscal management of the school board despite continued cuts in state funding.
Duquoin CUSD 300	2014	1.05	1.05	0.2	0.4	0.1	2.8	Early Warning	The districts financial profile has been drastically impacted by a continued reduction in general state aid for the past four years. If the funding of the foundation level for state aid would have remained consistent, the district would still maintain its previous status of financial recognition at the highest level.
Durand CUSD 322	2014	1.4	1.4	0.4	0.4	0.4	4	Recognition	
Dwight Common SD 232	2014	1.4	1.4	0.3	0.4	0.4	3.9	Recognition	
Dwight Twp HSD 230	2014	1.4	1.4	0.4	0.4	0.4	4	Recognition	
Earlville CUSD 9	2014	1.4	1.4	0.4	0.4	0.2	3.8	Recognition	
East Alton SD 13	2014	1.05	1.4	0.2	0.4	0.1	3.15	Review	
East Alton-Wood River CHSD 14	2014	1.4	1.05	0.4	0.4	0.3	3.55	Recognition	
East Coloma - Nelson CESD 20	2014	1.4	1.4	0.4	0.4	0.4	4	Recognition	
East Dubuque USD 119	2014	1.4	1.4	0.3	0.4	0.4	3.9	Recognition	
East Maine SD 63	2014	1.4	1.4	0.4	0.4	0.4	4	Recognition	
East Moline SD 37	2014	1.05	0.7	0.2	0.4	0.3	2.65	Early Warning	
East Peoria CHSD 309	2014	1.4	1.05	0.4	0.4	0.3	3.55	Recognition	
East Peoria SD 86	2014	1.4	1.4	0.4	0.4	0.3	3.9	Recognition	
East Prairie SD 73	2014	1.4	1.05	0.4	0.4	0.4	3.65	Recognition	
East Richland CUSD 1	2014	1.4	1.4	0.3	0.4	0.1	3.6	Recognition	

(FBRR = Fund Balance / Revenue Ratio - Weighting of 35%].[ EXRV = Expenditures / Revenue Ratio - Weighting of 35%, DCOH = Days Cash on Hand - Weighting of 10%, STB = Short Term Borrowing - Weighting of 10%, and LTD = Long Term Debt - Weighting of 10%)

**Note:** Because Whiteside School District 115 did not submit an FY14 AFR, they are in the Financial Watch category.

<u>District Name</u>	<u>Data Year</u>	<u>FBRR</u>	<u>ERR</u>	<u>DCOH</u>	<u>STB</u>	<u>LTD</u>	<u>Total Score</u>	<u>Designation</u>	<u>District Comments</u>
East St Louis SD 189	2014	1.4	1.4	0.3	0.4	0.1	3.6	Recognition	
Eastland CUSD 308	2014	1.4	1.05	0.4	0.4	0.3	3.55	Recognition	
Edgar County CUD 6	2014	1.05	1.4	0.2	0.4	0.4	3.45	Review	
Edinburg CUSD 4	2014	1.4	1.4	0.4	0.4	0.4	4	Recognition	
Edwards County CUSD 1	2014	1.4	1.05	0.3	0.4	0.4	3.55	Recognition	
Edwardsville CUSD 7	2014	0.7	1.05	0.2	0.4	0.1	2.45	Watch	
Effingham CUSD 40	2014	1.4	1.05	0.4	0.4	0.4	3.65	Recognition	
Egyptian CUSD 5	2014	1.4	1.4	0.4	0.4	0.4	4	Recognition	
El Paso-Gridley CUSD 11	2014	1.05	0.7	0.3	0.4	0.4	2.85	Early Warning	The failure of the State to fully fund it's statutorily required obligations negatively impacted the district AFR Profile Score. A one time expenditure of funds collected in previous tax years also impacted the district profile score.
Eldorado CUSD 4	2014	1.4	1.05	0.3	0.4	0.2	3.35	Review	
Elmhurst SD 205	2014	1.4	1.05	0.3	0.4	0.3	3.45	Review	
Elmwood CUSD 322	2014	1.4	1.05	0.3	0.4	0.4	3.55	Recognition	
Elmwood Park CUSD 401	2014	1.4	1.4	0.4	0.4	0.2	3.8	Recognition	
Elverado CUSD 196	2014	1.05	1.05	0.2	0.4	0.2	2.9	Early Warning	The Board of Education has been fiscally responsible in making decisions to reduce deficit spending. However, the GSA proration resulting in a \$270,000 funding reduction will result in an approximately \$200,000 deficit. In short, the states funding reductions are causing the district's deficit and a poor Financial Profile Score.
Elwood CCSD 203	2014	1.4	1.05	0.4	0.4	0.4	3.65	Recognition	
Emmons SD 33	2014	1.4	1.4	0.4	0.4	0.1	3.7	Recognition	
Erie CUSD 1	2014	1.4	1.4	0.4	0.4	0.4	4	Recognition	
ESD 159	2014	1.4	1.4	0.4	0.4	0.1	3.7	Recognition	
Eswood CCSD 269	2014	1.4	1.4	0.4	0.4	0.4	4	Recognition	
Eureka CUD 140	2014	1.4	1.05	0.3	0.4	0.4	3.55	Recognition	

(FBRR = Fund Balance / Revenue Ratio - Weighting of 35%],[ EXRV = Expenditures / Revenue Ratio - Weighting of 35%, DCOH = Days Cash on Hand - Weighting of 10%, STB = Short Term Borrowing - Weighting of 10%, and LTD = Long Term Debt - Weighting of 10%)

**Note:** Because Whiteside School District 115 did not submit an FY14 AFR, they are in the Financial Watch category.

<u>District Name</u>	<u>Data Year</u>	<u>FBRR</u>	<u>ERR</u>	<u>DCOH</u>	<u>STB</u>	<u>LTD</u>	<u>Total Score</u>	<u>Designation</u>	<u>District Comments</u>
Evanston CCSD 65	2014	1.05	1.4	0.2	0.4	0.3	3.35	Review	
Evanston Twp HSD 202	2014	1.4	1.4	0.4	0.4	0.4	4	Recognition	
Evergreen Park CHSD 231	2014	1.4	1.4	0.4	0.4	0.4	4	Recognition	
Evergreen Park ESD 124	2014	1.4	1.05	0.4	0.4	0.3	3.55	Recognition	
Ewing Northern CCSD 115	2014	1.4	1.4	0.4	0.4	0.3	3.9	Recognition	
Fairfield Comm H S Dist 225	2014	1.4	1.4	0.3	0.4	0.4	3.9	Recognition	
Fairfield PSD 112	2014	1.4	1.05	0.4	0.4	0.1	3.35	Review	
Fairmont SD 89	2014	1.4	1.4	0.3	0.4	0.3	3.8	Recognition	
Fairview SD 72	2014	1.4	1.4	0.4	0.4	0.4	4	Recognition	
Farmington Central CUSD 265	2014	1.4	1.4	0.4	0.4	0.4	4	Recognition	
Farrington CCSD 99	2014	1.4	1.4	0.4	0.4	0.3	3.9	Recognition	
Fenton CHSD 100	2014	1.4	1.4	0.4	0.4	0.4	4	Recognition	
Field CCSD 3	2014	1.4	1.4	0.4	0.4	0.4	4	Recognition	
Fieldcrest CUSD 6	2014	1.05	1.05	0.2	0.4	0.4	3.1	Review	
Fisher CUSD 1	2014	1.4	1.05	0.4	0.4	0.1	3.35	Review	
Flanagan-Cornell Dist 74	2014	1.05	0.7	0.2	0.4	0.4	2.75	Early Warning	
Flora CUSD 35	2014	1.4	1.4	0.4	0.4	0.1	3.7	Recognition	
Flossmoor SD 161	2014	1.4	1.05	0.4	0.4	0.3	3.55	Recognition	
Ford Heights SD 169	2014	1.4	1.05	0.4	0.4	0.1	3.35	Review	
Forest Park SD 91	2014	1.4	1.05	0.4	0.4	0.4	3.65	Recognition	
Forest Ridge SD 142	2014	1.4	1.05	0.3	0.4	0.2	3.35	Review	
Forrestville Valley CUSD 221	2014	1.4	1.05	0.3	0.4	0.3	3.45	Review	
Fox Lake GSD 114	2014	1.4	1.05	0.4	0.4	0.2	3.45	Review	
Fox River Grove Cons SD 3	2014	1.4	1.05	0.4	0.4	0.3	3.55	Recognition	

(FBRR = Fund Balance / Revenue Ratio - Weighting of 35%. [ EXRV = Expenditures / Revenue Ratio - Weighting of 35%, DCOH = Days Cash on Hand - Weighting of 10%, STB = Short Term Borrowing - Weighting of 10%, and LTD = Long Term Debt - Weighting of 10%)

**Note:** Because Whiteside School District 115 did not submit an FY14 AFR, they are in the Financial Watch category.

<u>District Name</u>	<u>Data Year</u>	<u>FBRR</u>	<u>ERR</u>	<u>DCOH</u>	<u>STB</u>	<u>LTD</u>	<u>Total Score</u>	<u>Designation</u>	<u>District Comments</u>
Frankfort CCSD 157C	2014	1.4	1.4	0.4	0.4	0.2	3.8	Recognition	
Frankfort CUSD 168	2014	0.7	1.05	0.1	0.4	0.3	2.55	Watch	
Franklin CUSD 1	2014	1.4	1.4	0.4	0.4	0.4	4	Recognition	
Franklin Park SD 84	2014	1.4	1.4	0.4	0.4	0.2	3.8	Recognition	
Freeburg CCSD 70	2014	1.4	1.4	0.4	0.4	0.4	4	Recognition	
Freeburg CHSD 77	2014	1.4	1.05	0.3	0.4	0.3	3.45	Review	
Freeport SD 145	2014	1.4	1.05	0.3	0.4	0.3	3.45	Review	If the state resumed paying school districts 100% of what it owed them, this score could still be 'Recognition'.
Fremont SD 79	2014	1.4	1.4	0.4	0.4	0.3	3.9	Recognition	
Galatia CUSD 1	2014	1.4	1.4	0.4	0.4	0.4	4	Recognition	Galatia strives to keep a balanced budget. However, it is becoming more difficult without full funding.
Galena USD 120	2014	1.4	1.4	0.3	0.4	0.4	3.9	Recognition	Received early tax payment June 30, 2014.
Galesburg CUSD 205	2014	1.4	1.05	0.3	0.4	0.1	3.25	Review	
Gallatin CUSD 7	2014	1.4	1.4	0.3	0.4	0.4	3.9	Recognition	
Galva CUSD 224	2014	1.4	1.4	0.4	0.4	0.4	4	Recognition	
Gardner CCSD 72C	2014	1.4	1.05	0.4	0.4	0.4	3.65	Recognition	
Gardner S Wilmington Twp HSD 7	2014	1.4	1.05	0.4	0.4	0.4	3.65	Recognition	
Gavin SD 37	2014	1.4	1.4	0.3	0.4	0.3	3.8	Recognition	
Geff CCSD 14	2014	1.4	1.4	0.4	0.4	0.4	4	Recognition	
Gen George Patton SD 133	2014	1.4	1.4	0.3	0.4	0.1	3.6	Recognition	
Geneseo CUSD 228	2014	1.4	1.05	0.4	0.4	0.4	3.65	Recognition	The district has been able to attain the highest level of recognition from ISBE since 2004 despite declining State revenues. Expenses have been relatively flat over the same 10 year period, despite providing an education of highest quality.
Geneva CUSD 304	2014	1.4	1.4	0.4	0.4	0.1	3.7	Recognition	
Genoa Kingston CUSD 424	2014	1.4	1.05	0.4	0.4	0.3	3.55	Recognition	
Georgetown-Ridge Farm CUD 4	2014	1.05	1.4	0.2	0.3	0.3	3.25	Review	

(FBRR = Fund Balance / Revenue Ratio - Weighting of 35%].[ EXRV = Expenditures / Revenue Ratio - Weighting of 35%, DCOH = Days Cash on Hand - Weighting of 10%, STB = Short Term Borrowing - Weighting of 10%, and LTD = Long Term Debt - Weighting of 10%)

**Note:** Because Whiteside School District 115 did not submit an FY14 AFR, they are in the Financial Watch category.

<u>District Name</u>	<u>Data Year</u>	<u>FBRR</u>	<u>ERR</u>	<u>DCOH</u>	<u>STB</u>	<u>LTD</u>	<u>Total Score</u>	<u>Designation</u>	<u>District Comments</u>
Germantown Hills SD 69	2014	1.4	1.4	0.4	0.4	0.3	3.9	Recognition	
Germantown SD 60	2014	1.4	1.4	0.4	0.4	0.4	4	Recognition	
Giant City CCSD 130	2014	1.4	1.4	0.3	0.4	0.2	3.7	Recognition	
Gibson City-Melvin-Sibley CUSD 5	2014	1.4	1.4	0.4	0.4	0.3	3.9	Recognition	Long term debt is for building addition at elementary school and improvements at all schools.
Gifford CCSD 188	2014	1.4	1.4	0.4	0.4	0.2	3.8	Recognition	
Gillespie CUSD 7	2014	1.4	1.05	0.3	0.4	0.1	3.25	Review	
Glen Ellyn SD 41	2014	1.4	1.05	0.4	0.4	0.4	3.65	Recognition	
Glenbard Twp HSD 87	2014	1.4	1.4	0.4	0.4	0.4	4	Recognition	District 87 administration has reviewed this information and concurs with the findings. Further, District 87 is pleased to report that the District has achieved Recognition Status 8 years in a row.
Glencoe SD 35	2014	1.4	1.4	0.4	0.4	0.3	3.9	Recognition	
Glenview CCSD 34	2014	1.4	1.4	0.4	0.4	0.4	4	Recognition	
Golf ESD 67	2014	1.4	1.4	0.4	0.4	0.2	3.8	Recognition	
Goreville CUD 1	2014	1.4	1.4	0.4	0.4	0.2	3.8	Recognition	
Gower SD 62	2014	1.4	1.4	0.4	0.4	0.4	4	Recognition	
Grand Prairie CCSD 6	2014	1.05	1.05	0.2	0.4	0.4	3.1	Review	
Grand Ridge CCSD 95	2014	1.4	1.05	0.4	0.4	0.3	3.55	Recognition	
Granite City CUSD 9	2014	1.05	1.05	0.2	0.4	0.3	3	Early Warning	
Grant CCSD 110	2014	1.4	1.05	0.3	0.4	0.3	3.45	Review	
Grant CHSD 124	2014	1.4	1.4	0.4	0.4	0.3	3.9	Recognition	
Grant Park CUSD 6	2014	1.4	1.4	0.3	0.4	0.3	3.8	Recognition	
Grass Lake SD 36	2014	1.4	1.4	0.4	0.4	0.4	4	Recognition	Annual Financial Report Data corresponds with long-term district goals.
Grayslake CCSD 46	2014	1.4	1.05	0.3	0.4	0.1	3.25	Review	
Grayslake CHSD 127	2014	1.4	1.4	0.4	0.4	0.1	3.7	Recognition	

(FBRR = Fund Balance / Revenue Ratio - Weighting of 35%].[ EXRV = Expenditures / Revenue Ratio - Weighting of 35%, DCOH = Days Cash on Hand - Weighting of 10%, STB = Short Term Borrowing - Weighting of 10%, and LTD = Long Term Debt - Weighting of 10%)

**Note:** Because Whiteside School District 115 did not submit an FY14 AFR, they are in the Financial Watch category.

<u>District Name</u>	<u>Data Year</u>	<u>FBRR</u>	<u>ERR</u>	<u>DCOH</u>	<u>STB</u>	<u>LTD</u>	<u>Total Score</u>	<u>Designation</u>	<u>District Comments</u>
Grayville CUSD 1	2014	1.4	1.05	0.3	0.4	0.3	3.45	Review	
Greenfield CUSD 10	2014	1.4	1.05	0.3	0.4	0.4	3.55	Recognition	
Greenview CUSD 200	2014	1.4	1.4	0.4	0.4	0.4	4	Recognition	
Griggsville-Perry CUSD 4	2014	0.7	1.05	0.1	0.4	0.1	2.35	Watch	
Gurnee SD 56	2014	1.4	1.05	0.4	0.4	0.1	3.35	Review	
Hall HSD 502	2014	1.05	1.05	0.2	0.4	0.1	2.8	Early Warning	
Hamilton CCSD 328	2014	1.05	0.7	0.2	0.4	0.4	2.75	Early Warning	
Hamilton Co CUSD 10	2014	0.7	1.4	0.1	0.4	0.3	2.9	Early Warning	
Hampton SD 29	2014	1.4	1.4	0.4	0.4	0.4	4	Recognition	
Hardin County CUSD 1	2014	1.05	1.4	0.2	0.4	0.3	3.35	Review	
Harlem UD 122	2014	0.7	1.4	0.3	0.4	0.3	3.1	Review	
Harmony Emge SD 175	2014	1.05	1.4	0.2	0.4	0.2	3.25	Review	
Harrisburg CUSD 3	2014	1.05	1.05	0.2	0.4	0.2	2.9	Early Warning	
Harrison SD 36	2014	1.4	1.4	0.4	0.4	0.2	3.8	Recognition	
Hartsburg Emden CUSD 21	2014	1.4	1.4	0.3	0.4	0.4	3.9	Recognition	
Harvard CUSD 50	2014	1.4	1.4	0.4	0.4	0.1	3.7	Recognition	
Harvey SD 152	2014	1.4	1.05	0.4	0.4	0.4	3.65	Recognition	For the ninth year in a row the District has received the highest designation. The District Administration and Board of Education continue to work collaboratively to develop annual budgets that are balanced, yet fiscally conservative to meet the demands of the dynamic educational programs for our students. Through strong fiscal policy, the long term financial plan will maintain healthy fund balances to create an educational system for our students that is nothing but exceptional.
Havana CUSD 126	2014	1.4	1.05	0.4	0.4	0.3	3.55	Recognition	
Hawthorn CCSD 73	2014	1.4	1.05	0.4	0.4	0.3	3.55	Recognition	
Hazel Crest SD 152-5	2014	1.4	1.05	0.4	0.4	0.1	3.35	Review	

(FBRR = Fund Balance / Revenue Ratio - Weighting of 35%].[ EXRV = Expenditures / Revenue Ratio - Weighting of 35%, DCOH = Days Cash on Hand - Weighting of 10%, STB = Short Term Borrowing - Weighting of 10%, and LTD = Long Term Debt - Weighting of 10%)

**Note:** Because Whiteside School District 115 did not submit an FY14 AFR, they are in the Financial Watch category.

<u>District Name</u>	<u>Data Year</u>	<u>FBRR</u>	<u>ERR</u>	<u>DCOH</u>	<u>STB</u>	<u>LTD</u>	<u>Total Score</u>	<u>Designation</u>	<u>District Comments</u>
Henry-Senachwine CUSD 5	2014	1.4	1.05	0.4	0.4	0.4	3.65	Recognition	
Heritage CUSD 8	2014	1.4	1.4	0.4	0.4	0.2	3.8	Recognition	
Herrin CUSD 4	2014	1.05	1.05	0.2	0.4	0.1	2.8	Early Warning	
Herscher CUSD 2	2014	1.4	1.05	0.4	0.4	0.3	3.55	Recognition	
Heyworth CUSD 4	2014	1.4	1.4	0.3	0.4	0.2	3.7	Recognition	
Hiawatha CUSD 426	2014	1.4	1.05	0.4	0.4	0.1	3.35	Review	
High Mount SD 116	2014	0.7	1.05	0.1	0.4	0.2	2.45	Watch	
Highland CUSD 5	2014	1.05	1.4	0.3	0.4	0.2	3.35	Review	
Hillsboro CUSD 3	2014	1.05	1.05	0.2	0.4	0.3	3	Early Warning	
Hillside SD 93	2014	1.4	1.4	0.4	0.4	0.4	4	Recognition	
Hinckley Big Rock CUSD 429	2014	1.4	1.4	0.4	0.4	0.1	3.7	Recognition	
Hinsdale CCSD 181	2014	1.4	1.05	0.3	0.4	0.3	3.45	Review	
Hinsdale Twp HSD 86	2014	1.4	1.4	0.4	0.4	0.4	4	Recognition	
Hollis Cons SD 328	2014	1.4	1.4	0.4	0.4	0.3	3.9	Recognition	
Homer CCSD 33C	2014	1.4	1.05	0.4	0.4	0.4	3.65	Recognition	
Homewood Flossmoor CHSD 233	2014	1.4	1.05	0.4	0.4	0.1	3.35	Review	
Homewood SD 153	2014	1.4	1.05	0.3	0.4	0.2	3.35	Review	Homewood SD 153 has maintained an AFR Profile ranking of Financial Review despite reductions in state and federal grant funds. In FY2011, the District passed a Working Cash bond referendum (instead of a tax rate referendum) to offset anticipated annual deficits and provide certainty of cash flow for about seven years. While the reductions in grant funds have modified our original projections, planned spending cuts have offset the reduced revenue and kept us very close to the original plan. The referendum funds will carry the District at least through FY2017 after which time the Working Cash Fund will need to be replenished. We continue to closely monitor the annual budget and actual spending so that we can keep our promise to our community to maintain current educational programs and educational supports for our students.

(FBRR = Fund Balance / Revenue Ratio - Weighting of 35%].[ EXRV = Expenditures / Revenue Ratio - Weighting of 35%, DCOH = Days Cash on Hand - Weighting of 10%, STB = Short Term Borrowing - Weighting of 10%, and LTD = Long Term Debt - Weighting of 10%)

**Note:** Because Whiteside School District 115 did not submit an FY14 AFR, they are in the Financial Watch category.



<u>District Name</u>	<u>Data Year</u>	<u>FBRR</u>	<u>ERR</u>	<u>DCOH</u>	<u>STB</u>	<u>LTD</u>	<u>Total Score</u>	<u>Designation</u>	<u>District Comments</u>
Hononegah CHD 207	2014	1.4	1.4	0.3	0.4	0.4	3.9	Recognition	
Hoopeston Area CUSD 11	2014	1.4	1.4	0.4	0.4	0.4	4	Recognition	
Hoover-Schrum Memorial SD 157	2014	1.4	1.05	0.3	0.4	0.1	3.25	Review	
Hoyleton Cons SD 29	2014	1.4	1.05	0.4	0.4	0.4	3.65	Recognition	
Hutsonville CUSD 1	2014	1.4	1.4	0.3	0.4	0.3	3.8	Recognition	
Il Valley Central USD 321	2014	1.4	1.05	0.4	0.4	0.3	3.55	Recognition	
Illini Bluffs CUSD 327	2014	1.4	1.05	0.3	0.4	0.4	3.55	Recognition	
Illini Central CUSD 189	2014	1.4	1.4	0.4	0.4	0.3	3.9	Recognition	
Illini West H S Dist 307	2014	1.4	1.4	0.4	0.4	0.4	4	Recognition	
Ina CCSD 8	2014	1.4	1.05	0.3	0.4	0.3	3.45	Review	
Indian Creek CUSD 425	2014	1.4	1.4	0.4	0.4	0.4	4	Recognition	
Indian Prairie CUSD 204	2014	1.4	1.05	0.3	0.4	0.3	3.45	Review	Approved deficit spend by the the Board of Education in preparation of PARCC testing
Indian Springs SD 109	2014	1.4	1.05	0.4	0.4	0.3	3.55	Recognition	
Iroquois County CUSD 9	2014	1.4	1.4	0.4	0.4	0.4	4	Recognition	
Iroquois West CUSD 10	2014	1.4	1.05	0.4	0.4	0.4	3.65	Recognition	
Irvington CCSD 11	2014	1.4	1.05	0.3	0.4	0.4	3.55	Recognition	
Itasca SD 10	2014	1.4	1.05	0.4	0.4	0.3	3.55	Recognition	Itasca School District's expenditures to revenue ratio is skewed due to the planned spending of working cash bond proceeds. Net of these expenditures, the school district's expenditures were less than its revenue in FY2013-2014.
Iuka CCSD 7	2014	1.4	1.05	0.3	0.4	0.4	3.55	Recognition	

(FBRR = Fund Balance / Revenue Ratio - Weighting of 35%].[ EXRV = Expenditures / Revenue Ratio - Weighting of 35%, DCOH = Days Cash on Hand - Weighting of 10%, STB = Short Term Borrowing - Weighting of 10%, and LTD = Long Term Debt - Weighting of 10%)

**Note:** Because Whiteside School District 115 did not submit an FY14 AFR, they are in the Financial Watch category.

<u>District Name</u>	<u>Data Year</u>	<u>FBRR</u>	<u>ERR</u>	<u>DCOH</u>	<u>STB</u>	<u>LTD</u>	<u>Total Score</u>	<u>Designation</u>	<u>District Comments</u>
J S Morton HSD 201	2014	1.4	1.4	0.4	0.4	0.2	3.8	Recognition	The district's high financial profile score reflects a balanced budget for the fifth consecutive year. We're proud of the fact that we have invested in more capital projects, such as the renovation of Hoffman Stadium and upgrades to our wireless infrastructure to handle the student's laptops, and still managed to keep a balanced budget. We worked to identify and eliminate unnecessary costs while increasing the learning opportunities available to our students. The administration has worked hard to seek additional state funding through grants, most recently the DCEO Grant, School Maintenance Grant, and Energy Efficiency Grants, which have made numerous building improvements possible. Despite the significant decline in both state and federal aid, the school district has been working hard to ensure taxpayers' dollars are being put to good use, while still maintaining a strong focus on delivering the highest possible quality of education for students as reflected by district accomplishments like the increase in participation in the Advanced Placement program.
Jacksonville SD 117	2014	1.4	1.4	0.4	0.4	0.4	4	Recognition	
Jamaica CUSD 12	2014	1.4	1.4	0.3	0.4	0.4	3.9	Recognition	
Jasper CCSD 17	2014	1.4	1.05	0.4	0.4	0.1	3.35	Review	
Jasper County CUD 1	2014	1.05	1.05	0.2	0.4	0.4	3.1	Review	The lack of equitable and adequate funding continues to drive the district's deficit budget. Moreover the fiscal challenges faced by the district are compounded by the loss of local revenue.
Jersey CUSD 100	2014	1.4	1.05	0.3	0.4	0.2	3.35	Review	
Johnsburg CUSD 12	2014	0.35	1.05	0.1	0.4	0.4	2.3	Watch	The last several years of economic downturn coupled with the State's financial crisis and funding uncertainty have challenged the District financially. Over this period of time, the District has seen a 19% decrease in enrollment and a 32% decrease in EAV within District boundaries. The district's financial profile score is the direct result of a revenue problem created by years of fiscal mismanagement at the State level. Reductions in general state aid and categorical payments have decreased State support of the district nearly 50% over the last 10 years. The Board and administration have met this challenge head on and have worked diligently to reduce expenditures while maintaining quality educational programming with minimal impact to the classroom.
Johnston City CUSD 1	2014	1.05	1.05	0.2	0.4	0.1	2.8	Early Warning	

(FBRR = Fund Balance / Revenue Ratio - Weighting of 35%].[ EXRV = Expenditures / Revenue Ratio - Weighting of 35%, DCOH = Days Cash on Hand - Weighting of 10%, STB = Short Term Borrowing - Weighting of 10%, and LTD = Long Term Debt - Weighting of 10%)

**Note: Because Whiteside School District 115 did not submit an FY14 AFR, they are in the Financial Watch category.**

<u>District Name</u>	<u>Data Year</u>	<u>FBRR</u>	<u>ERR</u>	<u>DCOH</u>	<u>STB</u>	<u>LTD</u>	<u>Total Score</u>	<u>Designation</u>	<u>District Comments</u>
Joliet PSD 86	2014	1.4	1.4	0.3	0.4	0.1	3.6	Recognition	
Joliet Twp HSD 204	2014	1.4	1.4	0.3	0.4	0.2	3.7	Recognition	
Joppa-Maple Grove UD 38	2014	1.4	1.4	0.4	0.4	0.4	4	Recognition	
Kaneland CUSD 302	2014	1.4	1.4	0.4	0.4	0.1	3.7	Recognition	Kaneland District #302 is happy to report an increase in the Financial Profile Score for FY14.
Kankakee SD 111	2014	1.05	1.05	0.2	0.4	0.3	3	Early Warning	
Kansas CUSD 3	2014	1.4	1.05	0.3	0.4	0.3	3.45	Review	
Keeneyville SD 20	2014	1.4	1.4	0.4	0.4	0.4	4	Recognition	
Kell Cons SD 2	2014	1.4	1.05	0.4	0.4	0.4	3.65	Recognition	While the financial climate remains difficult, the Board continues to work diligently to maintain the District's firm financial footing, as reported, and appreciates the help of the State Board of Education and the community of Kell in that endeavor.
Kenilworth SD 38	2014	1.4	1.4	0.4	0.4	0.3	3.9	Recognition	
Kewanee CUSD 229	2014	1.4	1.4	0.4	0.4	0.3	3.9	Recognition	
Kildeer Countryside CCSD 96	2014	1.4	1.4	0.4	0.4	0.4	4	Recognition	Kildeer Countryside CCSD 96 has made Financial Recognition 11 of the last 12 years. The District is proud of its continued stewardship of finances to its community.
Kings Cons SD 144	2014	1.4	1.05	0.4	0.4	0.2	3.45	Review	
Kinnikinnick CCSD 131	2014	1.4	1.4	0.4	0.4	0.3	3.9	Recognition	
Kirby SD 140	2014	1.4	1.05	0.4	0.4	0.4	3.65	Recognition	
Knoxville CUSD 202	2014	1.4	1.05	0.4	0.4	0.1	3.35	Review	
Komarek SD 94	2014	1.4	1.05	0.4	0.4	0.2	3.45	Review	
La Grange SD 102	2014	1.4	1.05	0.3	0.4	0.2	3.35	Review	
La Grange SD 105 South	2014	1.4	1.4	0.4	0.4	0.2	3.8	Recognition	
La Harpe CSD 347	2014	1.4	1.05	0.3	0.4	0.1	3.25	Review	
La Moille CUSD 303	2014	1.4	1.05	0.4	0.4	0.4	3.65	Recognition	

(FBRR = Fund Balance / Revenue Ratio - Weighting of 35%. [ EXRV = Expenditures / Revenue Ratio - Weighting of 35%, DCOH = Days Cash on Hand - Weighting of 10%, STB = Short Term Borrowing - Weighting of 10%, and LTD = Long Term Debt - Weighting of 10%)

**Note:** Because Whiteside School District 115 did not submit an FY14 AFR, they are in the Financial Watch category.

<u>District Name</u>	<u>Data Year</u>	<u>FBRR</u>	<u>ERR</u>	<u>DCOH</u>	<u>STB</u>	<u>LTD</u>	<u>Total Score</u>	<u>Designation</u>	<u>District Comments</u>
La Salle ESD 122	2014	1.4	1.05	0.3	0.4	0.4	3.55	Recognition	Due to the continued proration of General State Aid, the district has issued bonds in order to "balance" the budget and to make up for the inadequate level of state funding.
La Salle-Peru Twp HSD 120	2014	1.4	1.05	0.4	0.4	0.3	3.55	Recognition	
Ladd CCSD 94	2014	1.4	1.05	0.4	0.4	0.3	3.55	Recognition	
LaGrange Highlands SD 106	2014	1.4	1.4	0.4	0.4	0.4	4	Recognition	
Lake Bluff ESD 65	2014	1.4	1.05	0.4	0.4	0.2	3.45	Review	The District remains in strong financial health. The change to Review status, from Recognition status in the prior year, is due to expenditures exceeding revenues. This is the result of a purposeful one-time levy abatement intended to reduce the District's fund balance reserve into a range set by board policy.
Lake Forest CHSD 115	2014	1.05	1.4	0.4	0.4	0.3	3.55	Recognition	
Lake Forest SD 67	2014	1.05	1.4	0.4	0.4	0.4	3.65	Recognition	
Lake Park CHSD 108	2014	1.05	1.4	0.4	0.4	0.3	3.55	Recognition	
Lake Villa CCSD 41	2014	1.4	1.05	0.4	0.4	0.2	3.45	Review	
Lake Zurich CUSD 95	2014	1.4	1.4	0.4	0.4	0.4	4	Recognition	
Lansing SD 158	2014	1.4	1.4	0.4	0.4	0.2	3.8	Recognition	
Laraway CCSD 70C	2014	1.4	1.4	0.4	0.4	0.4	4	Recognition	
Lawrence County CUD 20	2014	1.4	1.05	0.3	0.4	0.1	3.25	Review	
Lebanon CUSD 9	2014	0.7	1.05	0.2	0.4	0.1	2.45	Watch	
Leland CUSD 1	2014	1.4	1.05	0.4	0.4	0.3	3.55	Recognition	
Lemont Twp HSD 210	2014	1.4	1.4	0.4	0.4	0.2	3.8	Recognition	
Lemont-Bromberek CSD 113A	2014	1.4	1.4	0.4	0.4	0.4	4	Recognition	
Lena Winslow CUSD 202	2014	1.4	1.4	0.4	0.4	0.4	4	Recognition	The District values the public dollars that we are charged with spending wisely. The result of appropriate spending is the AFR score of 4.0.
LeRoy CUSD 2	2014	1.4	1.4	0.4	0.4	0.2	3.8	Recognition	
Lewistown CUSD 97	2014	0.7	1.05	0.1	0.4	0.4	2.65	Early Warning	

(FBRR = Fund Balance / Revenue Ratio - Weighting of 35%].[ EXRV = Expenditures / Revenue Ratio - Weighting of 35%, DCOH = Days Cash on Hand - Weighting of 10%, STB = Short Term Borrowing - Weighting of 10%, and LTD = Long Term Debt - Weighting of 10%)

**Note:** Because Whiteside School District 115 did not submit an FY14 AFR, they are in the Financial Watch category.

<u>District Name</u>	<u>Data Year</u>	<u>FBRR</u>	<u>ERR</u>	<u>DCOH</u>	<u>STB</u>	<u>LTD</u>	<u>Total Score</u>	<u>Designation</u>	<u>District Comments</u>
Lexington CUSD 7	2014	1.4	0.7	0.3	0.4	0.2	3	Early Warning	Lexington CUSD 7 has kept expenses flat or with very little increase over the past few years. Lack of revenue from the state as well as late payments from the state negatively affect this profile score.
Leyden CHSD 212	2014	1.4	1.4	0.4	0.4	0.4	4	Recognition	
Liberty CUSD 2	2014	1.4	1.05	0.3	0.4	0.4	3.55	Recognition	
Libertyville SD 70	2014	1.4	1.4	0.4	0.4	0.4	4	Recognition	
Lick Creek CCSD 16	2014	1.4	1.4	0.4	0.4	0.4	4	Recognition	
Limestone CHSD 310	2014	1.4	1.05	0.3	0.4	0.4	3.55	Recognition	
Limestone Walters CCSD 316	2014	1.4	1.4	0.4	0.4	0.4	4	Recognition	
Lincoln CHSD 404	2014	1.4	1.4	0.4	0.4	0.3	3.9	Recognition	
Lincoln ESD 156	2014	1.4	1.4	0.4	0.4	0.1	3.7	Recognition	
Lincoln ESD 27	2014	1.4	1.4	0.4	0.4	0.1	3.7	Recognition	
Lincoln Way CHSD 210	2014	1.05	1.05	0.2	0.4	0.1	2.8	Early Warning	
Lincolnshire-Prairieview SD 103	2014	1.4	1.4	0.4	0.4	0.4	4	Recognition	
Lincolnwood SD 74	2014	1.4	1.4	0.4	0.4	0.4	4	Recognition	
Lindop SD 92	2014	1.4	1.4	0.4	0.4	0.2	3.8	Recognition	
Lisbon CCSD 90	2014	1.4	1.05	0.4	0.4	0.4	3.65	Recognition	School is in sound condition for the long term.
Lisle CUSD 202	2014	1.4	1.4	0.4	0.4	0.4	4	Recognition	
Litchfield CUSD 12	2014	1.4	1.05	0.3	0.4	0.4	3.55	Recognition	
Lockport SD 91	2014	1.4	1.4	0.4	0.4	0.2	3.8	Recognition	
Lockport Twp HSD 205	2014	1.4	1.4	0.4	0.4	0.4	4	Recognition	
Lombard SD 44	2014	1.4	1.4	0.4	0.4	0.4	4	Recognition	
Lostant CUSD 425	2014	1.4	1.4	0.4	0.4	0.4	4	Recognition	
Lowpoint-Washburn CUSD 21	2014	1.4	1.05	0.3	0.4	0.4	3.55	Recognition	

(FBRR = Fund Balance / Revenue Ratio - Weighting of 35%].[ EXRV = Expenditures / Revenue Ratio - Weighting of 35%, DCOH = Days Cash on Hand - Weighting of 10%, STB = Short Term Borrowing - Weighting of 10%, and LTD = Long Term Debt - Weighting of 10%)

*Note: Because Whiteside School District 115 did not submit an FY14 AFR, they are in the Financial Watch category.*

<u>District Name</u>	<u>Data Year</u>	<u>FBRR</u>	<u>ERR</u>	<u>DCOH</u>	<u>STB</u>	<u>LTD</u>	<u>Total Score</u>	<u>Designation</u>	<u>District Comments</u>
Ludlow CCSD 142	2014	1.4	1.4	0.4	0.4	0.4	4	Recognition	If mandated categoricals were fully funded every year Ludlow CCSD 142 could maintain solid financial stability and thus retain an excellent 4.0 profile score.
Lyons SD 103	2014	1.4	1.4	0.3	0.4	0.3	3.8	Recognition	
Lyons Twp HSD 204	2014	1.4	1.4	0.4	0.4	0.4	4	Recognition	The School Board and Administration of Lyons Township High School District 204 have worked diligently over the years to ensure that the District remains on solid financial ground. These processes will continue to be in place for the long-term financial stability of the District.
Macomb CUSD 185	2014	1.4	1.4	0.4	0.4	0.4	4	Recognition	MCUSD #185 is committed to financial responsibility while offering a quality education to all students. We are pleased with our 2014 Financial Profile.
Madison CUSD 12	2014	1.05	1.4	0.3	0.4	0.2	3.35	Review	
Maercker SD 60	2014	1.4	1.4	0.4	0.4	0.3	3.9	Recognition	
Mahomet-Seymour CUSD 3	2014	1.4	1.05	0.3	0.4	0.1	3.25	Review	
Maine Township HSD 207	2014	1.4	1.4	0.4	0.4	0.4	4	Recognition	Maine Township High School District 207 continues to work hard to maintain a strong financial position. Declining State resources and the potential pension cost shift are major concerns of the District and will dramatically impact the District financial position.
Malden CCSD 84	2014	1.4	1.4	0.4	0.4	0.3	3.9	Recognition	
Manhattan SD 114	2014	1.4	1.05	0.4	0.4	0.2	3.45	Review	
Mannheim SD 83	2014	1.4	1.4	0.4	0.4	0.1	3.7	Recognition	
Manteno CUSD 5	2014	1.4	1.05	0.4	0.4	0.1	3.35	Review	
Marengo CHSD 154	2014	1.4	1.05	0.4	0.4	0.4	3.65	Recognition	
Marengo-Union E Cons D 165	2014	1.4	1.4	0.4	0.4	0.4	4	Recognition	
Marion CUSD 2	2014	1.05	1.4	0.2	0.4	0.3	3.35	Review	

(FBRR = Fund Balance / Revenue Ratio - Weighting of 35%].[ EXRV = Expenditures / Revenue Ratio - Weighting of 35%, DCOH = Days Cash on Hand - Weighting of 10%, STB = Short Term Borrowing - Weighting of 10%, and LTD = Long Term Debt - Weighting of 10%)

**Note:** Because Whiteside School District 115 did not submit an FY14 AFR, they are in the Financial Watch category.

<u>District Name</u>	<u>Data Year</u>	<u>FBRR</u>	<u>ERR</u>	<u>DCOH</u>	<u>STB</u>	<u>LTD</u>	<u>Total Score</u>	<u>Designation</u>	<u>District Comments</u>
Marissa CUSD 40	2014	1.05	1.4	0.2	0.4	0.4	3.45	Review	The State has the primary responsibility for financing the system of public education. Currently, the state provides approximately 28% of the funding and the local communities 61% with rest federal or grant sources. Districts that do not have a large tax base therefore are dependent upon the General State Aide since it is difficult to raise the monetary resources needed locally. But, the state continues to fail in its responsibility to provide funding at 100%. Pro-rating GSA drastically affects those districts that have a heavier reliance on General State Aide. District 40 has improved its financial score over FY 13 and continues to monitor every aspect of the finances of the district.
Maroa Forsyth CUSD 2	2014	1.05	1.05	0.2	0.4	0.1	2.8	Early Warning	
Marquardt SD 15	2014	1.4	1.4	0.4	0.4	0.3	3.9	Recognition	
Marseilles ESD 150	2014	1.4	0.7	0.3	0.4	0.3	3.1	Review	April 2013 District 150 was devastated by a flood, reserve money is being used for repairs until insurance money is received.
Marshall CUSD 2C	2014	1.4	1.4	0.4	0.4	0.2	3.8	Recognition	Proration of General State Aid has had a negative effect on the profile score.
Martinsville CUSD 3C	2014	1.4	1.4	0.3	0.4	0.1	3.6	Recognition	
Mascoutah CUD 19	2014	1.4	1.05	0.4	0.4	0.1	3.35	Review	
Massac UD 1	2014	1.4	1.4	0.4	0.4	0.3	3.9	Recognition	
Matteson ESD 162	2014	1.4	1.4	0.3	0.4	0.1	3.6	Recognition	
Mattoon CUSD 2	2014	1.05	1.4	0.2	0.4	0.3	3.35	Review	
Maywood-Melrose Park-Broadview	2014	1.4	1.4	0.3	0.4	0.2	3.7	Recognition	
Mazon-Verona-Kinsman ESD 2C	2014	1.4	1.4	0.4	0.4	0.3	3.9	Recognition	
McClellan CCSD 12	2014	1.4	1.05	0.4	0.4	0.1	3.35	Review	
McHenry CCSD 15	2014	1.4	1.4	0.4	0.4	0.3	3.9	Recognition	
McHenry CHSD 156	2014	1.4	1.4	0.4	0.4	0.3	3.9	Recognition	
McLean County USD 5	2014	1.05	1.05	0.2	0.4	0.2	2.9	Early Warning	
Medinah SD 11	2014	1.4	1.4	0.4	0.4	0.3	3.9	Recognition	

(FBRR = Fund Balance / Revenue Ratio - Weighting of 35%].[ EXRV = Expenditures / Revenue Ratio - Weighting of 35%, DCOH = Days Cash on Hand - Weighting of 10%, STB = Short Term Borrowing - Weighting of 10%, and LTD = Long Term Debt - Weighting of 10%)

**Note: Because Whiteside School District 115 did not submit an FY14 AFR, they are in the Financial Watch category.**

<u>District Name</u>	<u>Data Year</u>	<u>FBRR</u>	<u>ERR</u>	<u>DCOH</u>	<u>STB</u>	<u>LTD</u>	<u>Total Score</u>	<u>Designation</u>	<u>District Comments</u>
Mendota CCSD 289	2014	1.4	1.4	0.3	0.4	0.3	3.8	Recognition	
Mendota Twp HSD 280	2014	1.4	1.4	0.4	0.4	0.2	3.8	Recognition	
Mercer County School District 404	2014	1.4	1.4	0.3	0.4	0.4	3.9	Recognition	
Meredosia-Chambersburg CUSD 1	2014	1.4	1.05	0.4	0.4	0.4	3.65	Recognition	
Meridian CUSD 101	2014	1.05	1.4	0.2	0.4	0.1	3.15	Review	
Meridian CUSD 15	2014	1.4	1.05	0.2	0.4	0.1	3.15	Review	
Meridian CUSD 223	2014	1.4	1.05	0.3	0.4	0.3	3.45	Review	The following District Financial Profile score is accurate and a result of a long-standing revenue issue which has been aided with the successful passing of a referendum. In time, we expect this profile score to approach the perfect score of 4.0.
Metamora CCSD 1	2014	1.4	1.05	0.3	0.4	0.1	3.25	Review	The District AFR is set by the auditor on an annual basis. Questions regarding the Profile Score can be directed to the district office.
Midland CUSD 7	2014	1.4	1.4	0.4	0.4	0.4	4	Recognition	
Midlothian SD 143	2014	1.4	1.05	0.4	0.4	0.3	3.55	Recognition	
Midwest Central CUSD 191	2014	1.4	1.4	0.4	0.4	0.3	3.9	Recognition	
Milford CCSD 280	2014	1.4	1.4	0.4	0.4	0.3	3.9	Recognition	
Milford Twp HSD 233	2014	1.4	1.4	0.4	0.4	0.4	4	Recognition	
Millburn CCSD 24	2014	0.35	1.4	0.2	0.4	0.1	2.45	Watch	
Miller Twp CCSD 210	2014	1.4	0.7	0.3	0.4	0.4	3.2	Review	District 210 receives donations from the Milton Pope Farm Trust annually.
Millstadt CCSD 160	2014	1.4	1.4	0.3	0.4	0.1	3.6	Recognition	
Minooka CCSD 201	2014	1.4	1.05	0.4	0.4	0.1	3.35	Review	
Minooka CHSD 111	2014	1.4	1.05	0.4	0.4	0.1	3.35	Review	
Mokena SD 159	2014	1.4	1.4	0.4	0.4	0.4	4	Recognition	
Moline-Coal Valley CUSD 40	2014	1.4	1.4	0.4	0.4	0.3	3.9	Recognition	
Momence CUSD 1	2014	1.05	1.05	0.2	0.4	0.2	2.9	Early Warning	

(FBRR = Fund Balance / Revenue Ratio - Weighting of 35%].[ EXRV = Expenditures / Revenue Ratio - Weighting of 35%, DCOH = Days Cash on Hand - Weighting of 10%, STB = Short Term Borrowing - Weighting of 10%, and LTD = Long Term Debt - Weighting of 10%)

**Note:** Because Whiteside School District 115 did not submit an FY14 AFR, they are in the Financial Watch category.



<u>District Name</u>	<u>Data Year</u>	<u>FBRR</u>	<u>ERR</u>	<u>DCOH</u>	<u>STB</u>	<u>LTD</u>	<u>Total Score</u>	<u>Designation</u>	<u>District Comments</u>
Monmouth-Roseville CUSD 238	2014	1.4	1.4	0.3	0.4	0.4	3.9	Recognition	
Monroe SD 70	2014	1.4	1.4	0.4	0.4	0.4	4	Recognition	
Monticello CUSD 25	2014	1.4	1.4	0.3	0.4	0.4	3.9	Recognition	
Montmorency CCSD 145	2014	1.4	1.05	0.4	0.4	0.2	3.45	Review	District's long-term debt is because of new energy-saving windows and HVAC Systems to our school building.
Morris CHSD 101	2014	1.4	0.7	0.3	0.4	0.4	3.2	Review	The District continues to rely on working cash bonds for operational purposes. Cost reductions are made where possible and we continue to look at our financial projections in an effort to maintain sufficient fund balances.
Morris SD 54	2014	1.4	0.7	0.3	0.4	0.1	2.9	Early Warning	
Morrison CUSD 6	2014	1.4	1.05	0.4	0.4	0.3	3.55	Recognition	
Morrisonville CUSD 1	2014	1.4	1.05	0.3	0.4	0.3	3.45	Review	
Morton CUSD 709	2014	1.4	1.05	0.4	0.4	0.4	3.65	Recognition	
Morton Grove SD 70	2014	1.4	1.4	0.4	0.4	0.3	3.9	Recognition	Our Financial Profile score dropped as a result of our additional debt related to our recent addition.
Mount Olive CUSD 5	2014	1.05	1.05	0.3	0.4	0.4	3.2	Review	
Mount Prospect SD 57	2014	1.4	1.4	0.4	0.4	0.4	4	Recognition	
Mount Vernon SD 80	2014	1.4	1.4	0.3	0.4	0.3	3.8	Recognition	
Mt Pulaski CUSD 23	2014	1.05	1.4	0.2	0.4	0.4	3.45	Review	
Mt Vernon Twp HSD 201	2014	1.4	1.4	0.3	0.4	0.2	3.7	Recognition	
Mt Zion CUSD 3	2014	1.4	1.4	0.3	0.4	0.1	3.6	Recognition	
Mulberry Grove CUSD 1	2014	1.4	1.05	0.3	0.4	0.2	3.35	Review	
Mundelein Cons HSD 120	2014	1.4	1.4	0.4	0.4	0.4	4	Recognition	
Mundelein ESD 75	2014	1.4	1.4	0.4	0.4	0.2	3.8	Recognition	
Murphysboro CUSD 186	2014	1.05	1.05	0.2	0.4	0.4	3.1	Review	
N Pekin & Marquette Hght SD 102	2014	1.4	1.4	0.4	0.4	0.2	3.8	Recognition	
Naperville CUSD 203	2014	1.4	1.4	0.4	0.4	0.4	4	Recognition	

(FBRR = Fund Balance / Revenue Ratio - Weighting of 35%. [ EXRV = Expenditures / Revenue Ratio - Weighting of 35%, DCOH = Days Cash on Hand - Weighting of 10%, STB = Short Term Borrowing - Weighting of 10%, and LTD = Long Term Debt - Weighting of 10%)

**Note:** Because Whiteside School District 115 did not submit an FY14 AFR, they are in the Financial Watch category.

<u>District Name</u>	<u>Data Year</u>	<u>FBRR</u>	<u>ERR</u>	<u>DCOH</u>	<u>STB</u>	<u>LTD</u>	<u>Total Score</u>	<u>Designation</u>	<u>District Comments</u>
Nashville CCSD 49	2014	1.4	1.05	0.4	0.4	0.3	3.55	Recognition	
Nashville CHSD 99	2014	1.4	1.4	0.4	0.4	0.4	4	Recognition	Note that NCHS has a Financial Profile Designation of Recognition.
Nauvoo-Colusa CUSD 325	2014	1.05	1.05	0.2	0.4	0.4	3.1	Review	
Neoga CUSD 3	2014	1.05	1.05	0.2	0.4	0.3	3	Early Warning	
Nettle Creek CCSD 24C	2014	1.4	1.4	0.4	0.4	0.4	4	Recognition	
New Athens CUSD 60	2014	1.4	1.05	0.3	0.4	0.4	3.55	Recognition	
New Berlin CUSD 16	2014	1.4	1.4	0.4	0.4	0.2	3.8	Recognition	
New Holland-Middletown ED 88	2014	1.4	1.4	0.4	0.4	0.4	4	Recognition	
New Hope CCSD 6	2014	1.4	1.4	0.4	0.4	0.3	3.9	Recognition	
New Lenox SD 122	2014	1.4	1.4	0.4	0.4	0.1	3.7	Recognition	NLSD122 is an elementary school district; Illinois law states that elementary school district debt limits are equal to 6.9% of the district's equalized assessed valuation. However, pursuant to the Illinois School Code, a significant portion of NLSD122's debt is subject to a debt limitation of 15% as a result of the District's successful bond referenda in 1996, 2000, and 2004. Such bonds are eligible for the "exploding enrollment exception" due to an unusually high increase in the District's student enrollment during those years. When accounting for this debt limit provision, NLSD122 is fully compliant with the legal debt limit. The State AFR form and State Financial Profile Score calculations do not account for such provisions; therefore, it is necessary to note this information and to explain it accordingly.
New Simpson Hill SD 32	2014	1.4	1.05	0.3	0.4	0.2	3.35	Review	
New Trier Twp HSD 203	2014	1.4	1.4	0.4	0.4	0.4	4	Recognition	
Newark CCSD 66	2014	1.4	1.05	0.4	0.4	0.3	3.55	Recognition	
Newark CHSD 18	2014	1.4	1.4	0.4	0.4	0.4	4	Recognition	
Niles ESD 71	2014	1.4	1.4	0.4	0.4	0.4	4	Recognition	
Niles Twp CHSD 219	2014	1.4	1.4	0.4	0.4	0.2	3.8	Recognition	
Nippersink SD 2	2014	1.4	1.05	0.4	0.4	0.4	3.65	Recognition	

(FBRR = Fund Balance / Revenue Ratio - Weighting of 35%].[ EXRV = Expenditures / Revenue Ratio - Weighting of 35%, DCOH = Days Cash on Hand - Weighting of 10%, STB = Short Term Borrowing - Weighting of 10%, and LTD = Long Term Debt - Weighting of 10%)

**Note:** Because Whiteside School District 115 did not submit an FY14 AFR, they are in the Financial Watch category.

<u>District Name</u>	<u>Data Year</u>	<u>FBRR</u>	<u>ERR</u>	<u>DCOH</u>	<u>STB</u>	<u>LTD</u>	<u>Total Score</u>	<u>Designation</u>	<u>District Comments</u>
Nokomis CUSD 22	2014	1.4	1.4	0.4	0.4	0.4	4	Recognition	General State Aide was prorated at 89% due to the lack of sufficient appropriations by the Illinois General Assembly.
Norridge SD 80	2014	1.4	1.05	0.4	0.4	0.4	3.65	Recognition	
Norris City-Omaha-Enfield CUSD 3	2014	1.4	1.05	0.3	0.4	0.3	3.45	Review	
North Boone CUSD 200	2014	1.4	1.4	0.4	0.4	0.2	3.8	Recognition	
North Chicago SD 187	2014	1.4	1.05	0.3	0.4	0.1	3.25	Review	
North Clay CUSD 25	2014	1.4	1.4	0.4	0.4	0.4	4	Recognition	
North Greene CUSD 3	2014	1.05	1.05	0.2	0.4	0.4	3.1	Review	
North Mac CUSD 34	2014	1.4	1.4	0.3	0.4	0.4	3.9	Recognition	
North Palos SD 117	2014	1.4	1.4	0.4	0.4	0.2	3.8	Recognition	
North Shore SD 112	2014	1.4	1.4	0.4	0.4	0.4	4	Recognition	
North Wamac SD 186	2014	1.4	1.4	0.4	0.4	0.4	4	Recognition	
North Wayne CUSD 200	2014	1.4	1.05	0.4	0.4	0.4	3.65	Recognition	
Northbrook ESD 27	2014	1.4	1.4	0.4	0.4	0.4	4	Recognition	
Northbrook SD 28	2014	1.4	1.4	0.4	0.4	0.4	4	Recognition	
Northbrook/Glenview SD 30	2014	1.4	1.4	0.4	0.4	0.4	4	Recognition	
Northfield Twp HSD 225	2014	1.4	1.4	0.4	0.4	0.3	3.9	Recognition	#5- % of Long-term Debt Margin Remaining reflects the devaluation of tax base NOT an increase in outstanding debt.
Northwestern CUSD 2	2014	1.4	1.4	0.4	0.4	0.4	4	Recognition	
Norwood ESD 63	2014	1.4	1.4	0.4	0.4	0.4	4	Recognition	
O Fallon CCSD 90	2014	0.7	1.05	0.2	0.4	0.1	2.45	Watch	District 90 has worked to maintain financial stability during reduced and delayed reimbursement for mandated programming.
O Fallon Twp HSD 203	2014	1.4	1.4	0.4	0.4	0.1	3.7	Recognition	
Oak Grove SD 68	2014	1.4	1.4	0.4	0.4	0.3	3.9	Recognition	
	2014	1.05	1.4	0.4	0.4	0.4	3.65	Recognition	

(FBRR = Fund Balance / Revenue Ratio - Weighting of 35%].[ EXRV = Expenditures / Revenue Ratio - Weighting of 35%, DCOH = Days Cash on Hand - Weighting of 10%, STB = Short Term Borrowing - Weighting of 10%, and LTD = Long Term Debt - Weighting of 10%)

**Note:** Because Whiteside School District 115 did not submit an FY14 AFR, they are in the Financial Watch category.

<u>District Name</u>	<u>Data Year</u>	<u>FBRR</u>	<u>ERR</u>	<u>DCOH</u>	<u>STB</u>	<u>LTD</u>	<u>Total Score</u>	<u>Designation</u>	<u>District Comments</u>
Oak Lawn CHSD 229	2014	1.4	1.05	0.3	0.4	0.4	3.55	Recognition	
Oak Lawn-Hometown SD 123	2014	1.4	1.4	0.3	0.4	0.1	3.6	Recognition	
Oak Park - River Forest SD 200	2014	1.4	1.4	0.4	0.4	0.4	4	Recognition	
Oak Park ESD 97	2014	1.4	1.4	0.3	0.4	0.3	3.8	Recognition	
Oakdale CCSD 1	2014	1.4	1.4	0.3	0.4	0.4	3.9	Recognition	
Oakland CUSD 5	2014	1.4	1.4	0.4	0.4	0.2	3.8	Recognition	
Oakwood CUSD 76	2014	1.4	1.05	0.3	0.4	0.1	3.25	Review	
Oblong CUSD 4	2014	1.4	1.4	0.3	0.4	0.2	3.7	Recognition	
Odell CCSD 435	2014	1.4	1.4	0.4	0.4	0.3	3.9	Recognition	
Odin PSD 722	2014	1.4	1.05	0.2	0.4	0.4	3.45	Review	
Oglesby ESD 125	2014	1.4	1.05	0.4	0.4	0.3	3.55	Recognition	
Ohio CCSD 17	2014	1.4	1.4	0.4	0.4	0.4	4	Recognition	
Ohio CHSD 505	2014	1.4	1.4	0.4	0.4	0.4	4	Recognition	
Okaw Valley CUSD 302	2014	1.4	1.4	0.4	0.4	0.4	4	Recognition	
Olympia CUSD 16	2014	1.4	1.05	0.3	0.4	0.3	3.45	Review	
Opdyke-Belle-Rive CCSD 5	2014	1.4	1.4	0.4	0.4	0.4	4	Recognition	Although our Profile Score Report is a 4.0 at this time, Opdyke-Belle Rive is on the 2004 Construction Grant List. With a 400,000 referendum voted on in March of 2012 from the public and a yes to build a new building, the school will need to provide approximately 1.5 million to complete this project of between a 7-8 million dollar facility. When the construction project is complete and the new building is in place, the district will be down approximately the 200 - 300,000 dollar mark as a base. This is an extremely low balance. In order to achieve these goals, OBR has had to close a building, remove a principal position, and a teaching position. These were hard decisions that had to be made in order to keep the building project alive. Thus, it is evident that although the picture at OBR looks pretty right now, adequate funding is a necessity.
Orangeville CUSD 203	2014	1.4	1.4	0.3	0.4	0.3	3.8	Recognition	

(FBRR = Fund Balance / Revenue Ratio - Weighting of 35%].[ EXRV = Expenditures / Revenue Ratio - Weighting of 35%, DCOH = Days Cash on Hand - Weighting of 10%, STB = Short Term Borrowing - Weighting of 10%, and LTD = Long Term Debt - Weighting of 10%)

**Note:** Because Whiteside School District 115 did not submit an FY14 AFR, they are in the Financial Watch category.

<u>District Name</u>	<u>Data Year</u>	<u>FBRR</u>	<u>ERR</u>	<u>DCOH</u>	<u>STB</u>	<u>LTD</u>	<u>Total Score</u>	<u>Designation</u>	<u>District Comments</u>
Oregon CUSD 220	2014	1.4	1.05	0.4	0.4	0.3	3.55	Recognition	
Orion CUSD 223	2014	1.4	1.05	0.3	0.4	0.3	3.45	Review	
Orland SD 135	2014	1.4	1.05	0.4	0.4	0.4	3.65	Recognition	
Oswego CUSD 308	2014	1.05	1.4	0.3	0.4	0.1	3.25	Review	
Ottawa ESD 141	2014	1.4	1.05	0.3	0.4	0.3	3.45	Review	
Ottawa Twp HSD 140	2014	1.4	1.05	0.4	0.4	0.4	3.65	Recognition	
Palatine CCSD 15	2014	1.4	1.05	0.3	0.4	0.4	3.55	Recognition	
Palestine CUSD 3	2014	1.05	1.4	0.2	0.4	0.3	3.35	Review	
Palos CCSD 118	2014	1.4	1.4	0.4	0.4	0.4	4	Recognition	
Palos Heights SD 128	2014	1.4	1.4	0.4	0.4	0.4	4	Recognition	
Pana CUSD 8	2014	1.4	1.05	0.4	0.4	0.3	3.55	Recognition	
Panhandle CUSD 2	2014	1.4	1.05	0.3	0.4	0.3	3.45	Review	A school construction project through the Capital Development Board took place within the district during this fiscal year. The timing of revenue receipts and expenditures reflects on the district's overall financial profile.
Paris CUSD 4	2014	1.4	1.05	0.3	0.4	0.2	3.35	Review	
Paris-Union SD 95	2014	1.4	1.05	0.4	0.4	0.1	3.35	Review	
Park Forest SD 163	2014	1.4	1.4	0.3	0.4	0.1	3.6	Recognition	
Park Ridge CCSD 64	2014	1.4	1.4	0.4	0.4	0.4	4	Recognition	
Patoka CUSD 100	2014	1.4	1.4	0.3	0.4	0.4	3.9	Recognition	
Paw Paw CUSD 271	2014	1.05	1.05	0.2	0.4	0.2	2.9	Early Warning	
Pawnee CUSD 11	2014	1.4	1.4	0.4	0.4	0.4	4	Recognition	
Paxton-Buckley-Loda CUD 10	2014	1.4	1.4	0.4	0.4	0.4	4	Recognition	
Payson CUSD 1	2014	1.05	1.05	0.2	0.4	0.3	3	Early Warning	
Pearl City CUSD 200	2014	1.4	1.05	0.3	0.4	0.4	3.55	Recognition	
Pecatonica CUSD 321	2014	1.4	1.4	0.4	0.4	0.4	4	Recognition	

(FBRR = Fund Balance / Revenue Ratio - Weighting of 35%. [ EXRV = Expenditures / Revenue Ratio - Weighting of 35%, DCOH = Days Cash on Hand - Weighting of 10%, STB = Short Term Borrowing - Weighting of 10%, and LTD = Long Term Debt - Weighting of 10%)

**Note: Because Whiteside School District 115 did not submit an FY14 AFR, they are in the Financial Watch category.**

<u>District Name</u>	<u>Data Year</u>	<u>FBRR</u>	<u>ERR</u>	<u>DCOH</u>	<u>STB</u>	<u>LTD</u>	<u>Total Score</u>	<u>Designation</u>	<u>District Comments</u>
Pekin CSD 303	2014	1.4	1.4	0.4	0.4	0.4	4	Recognition	
Pekin PSD 108	2014	1.05	1.4	0.2	0.4	0.4	3.45	Review	
Pembroke CCSD 259	2014	1.05	1.4	0.2	0.4	0.4	3.45	Review	The district has been working hard to improve our financial status, we are please that we are heading in the right direction.
Pennoyer SD 79	2014	1.05	1.05	0.2	0.4	0.3	3	Early Warning	
Peoria Heights CUSD 325	2014	1.4	1.4	0.4	0.4	0.2	3.8	Recognition	
Peoria SD 150	2014	1.4	1.05	0.2	0.4	0.1	3.15	Review	
Peotone CUSD 207U	2014	1.4	1.05	0.4	0.4	0.2	3.45	Review	
Peru ESD 124	2014	1.4	1.05	0.4	0.4	0.1	3.35	Review	The district has dropped from its "recognition" status to "review" in recent years for two primary reasons. The first is the expenditure to revenue ratio, which has resulted from a decrease in local property tax revenues as well as direct decreases in state funding. The district is entering its fifth consecutive year of reducing expenditures to offset the decreases in revenues. The second area is the percent of long term debt remaining, which results solely from the district's 2008 and 2009 issue of \$19.5 million in bonds for the construction of Parkside Middle School. While the district's loss of points on the long-term debt margin remaining is expected with the formula used by ISBE, it is actually incorrect. ISBE does not recognize the fact that Peru ESD 124 has over 95 percent of its total debt margin remaining since the district's use of alternate revenue bonds does not count against the district's long-term debt margin. If this calculation was applied, the district would have a total 2015 Financial Profile Score of 3.65 and we would have once again achieved "recognition" status.
Pikeland CUSD 10	2014	1.4	1.4	0.3	0.4	0.4	3.9	Recognition	
Pinckneyville CHSD 101	2014	1.4	0.7	0.2	0.4	0.1	2.8	Early Warning	
Pinckneyville SD 50	2014	1.4	1.05	0.4	0.4	0.4	3.65	Recognition	
Plainfield SD 202	2014	1.05	1.4	0.2	0.4	0.1	3.15	Review	
Plano CUSD 88	2014	1.4	1.4	0.4	0.4	0.1	3.7	Recognition	
Pleasant Hill CUSD 3	2014	1.4	1.05	0.3	0.4	0.2	3.35	Review	

(FBRR = Fund Balance / Revenue Ratio - Weighting of 35%].[ EXRV = Expenditures / Revenue Ratio - Weighting of 35%, DCOH = Days Cash on Hand - Weighting of 10%, STB = Short Term Borrowing - Weighting of 10%, and LTD = Long Term Debt - Weighting of 10%)

**Note:** Because Whiteside School District 115 did not submit an FY14 AFR, they are in the Financial Watch category.

<u>District Name</u>	<u>Data Year</u>	<u>FBRR</u>	<u>ERR</u>	<u>DCOH</u>	<u>STB</u>	<u>LTD</u>	<u>Total Score</u>	<u>Designation</u>	<u>District Comments</u>
Pleasant Hill SD 69	2014	1.4	1.4	0.4	0.4	0.4	4	Recognition	
Pleasant Plains CUSD 8	2014	1.4	1.4	0.4	0.4	0.3	3.9	Recognition	
Pleasant Valley SD 62	2014	1.4	1.4	0.4	0.4	0.3	3.9	Recognition	
Pleasantdale SD 107	2014	1.4	1.4	0.4	0.4	0.3	3.9	Recognition	
Polo CUSD 222	2014	1.4	1.05	0.4	0.4	0.4	3.65	Recognition	
Pontiac CCSD 429	2014	1.4	1.4	0.4	0.4	0.4	4	Recognition	
Pontiac Twp HSD 90	2014	1.05	1.4	0.2	0.4	0.3	3.35	Review	
Pontiac-W Holliday SD 105	2014	1.4	1.05	0.3	0.4	0.4	3.55	Recognition	
Pope Co CUD 1	2014	1.4	1.4	0.4	0.4	0.4	4	Recognition	
Porta CUSD 202	2014	1.4	1.05	0.3	0.4	0.2	3.35	Review	
Posen-Robbins ESD 143-5	2014	1.4	1.4	0.4	0.4	0.2	3.8	Recognition	
Potomac CUSD 10	2014	1.4	1.05	0.4	0.4	0.2	3.45	Review	
Prairie Central CUSD 8	2014	1.05	1.05	0.2	0.4	0.4	3.1	Review	
Prairie Du Rocher CCSD 134	2014	1.4	1.05	0.4	0.4	0.4	3.65	Recognition	
Prairie Grove CSD 46	2014	1.4	1.4	0.4	0.4	0.3	3.9	Recognition	
Prairie Hill CCSD 133	2014	1.4	0.7	0.4	0.4	0.1	3	Early Warning	
Prairie-Hills ESD 144	2014	1.4	1.4	0.3	0.4	0.1	3.6	Recognition	
Prairieview-Ogden CCSD 197	2014	1.4	1.4	0.4	0.4	0.4	4	Recognition	
Princeton ESD 115	2014	1.05	0.7	0.2	0.4	0.4	2.75	Early Warning	
Princeton HSD 500	2014	1.4	1.05	0.4	0.4	0.4	3.65	Recognition	
Princeville CUSD 326	2014	1.4	1.05	0.3	0.4	0.3	3.45	Review	
Prophetstown-Lyndon-Tampico CU	2014	1.4	1.05	0.3	0.4	0.4	3.55	Recognition	
Prospect Heights SD 23	2014	1.4	1.4	0.4	0.4	0.3	3.9	Recognition	
Proviso Twp HSD 209	2014	1.4	1.4	0.4	0.4	0.3	3.9	Recognition	

(FBRR = Fund Balance / Revenue Ratio - Weighting of 35%].[ EXRV = Expenditures / Revenue Ratio - Weighting of 35%, DCOH = Days Cash on Hand - Weighting of 10%, STB = Short Term Borrowing - Weighting of 10%, and LTD = Long Term Debt - Weighting of 10%)

**Note:** Because Whiteside School District 115 did not submit an FY14 AFR, they are in the Financial Watch category.

<u>District Name</u>	<u>Data Year</u>	<u>FBRR</u>	<u>ERR</u>	<u>DCOH</u>	<u>STB</u>	<u>LTD</u>	<u>Total Score</u>	<u>Designation</u>	<u>District Comments</u>
Putnam County CUSD 535	2014	1.4	1.4	0.4	0.4	0.4	4	Recognition	
Queen Bee SD 16	2014	1.4	1.4	0.3	0.4	0.1	3.6	Recognition	
Quincy SD 172	2014	1.05	1.05	0.2	0.4	0.4	3.1	Review	The District saw a \$1.15 million drawdown in FY14 mainly due to one-time costs related to a switch to full health insurance (away from self-insurance). Total available cash reserves were \$6.1 million, or 10% of expenditures.
R O W V A CUSD 208	2014	1.4	1.05	0.4	0.4	0.1	3.35	Review	
Raccoon Cons SD 1	2014	1.4	1.4	0.4	0.4	0.4	4	Recognition	
Ramsey CUSD 204	2014	1.4	1.4	0.4	0.4	0.3	3.9	Recognition	
Rankin CSD 98	2014	1.4	1.4	0.4	0.4	0.3	3.9	Recognition	
Rantoul City SD 137	2014	1.4	1.4	0.3	0.4	0.1	3.6	Recognition	
Rantoul Township HSD 193	2014	1.4	1.4	0.4	0.4	0.3	3.9	Recognition	The Rantoul Township High School Board of Education continues to achieve its goal of fiscal responsibility.
Reavis Twp HSD 220	2014	1.4	0.35	0.2	0.4	0.3	2.65	Early Warning	
Red Bud CUSD 132	2014	1.4	1.4	0.4	0.4	0.4	4	Recognition	
Red Hill CUSD 10	2014	0.35	1.05	0.1	0.4	0.2	2.1	Watch	The District reserves have been depleted by trying to keep class sizes small while waiting to receive the full foundational level of GSA and all Mandated Categorical payments in a timely fashion. The District has developed a strategic plan to improve the financial profile over time which included drastic cuts in the spring of FY14 in an effort to balance revenues and expenditures. If the District were to receive the full foundational level of GSA and all Mandated Categorical payments on a timely basis, the financial profile would be much stronger. With a weak local tax base, the District relies heavily on GSA and the MCATS for survival.
Reed Custer CUSD 255U	2014	1.4	1.4	0.4	0.4	0.4	4	Recognition	
Rhodes SD 84-5	2014	1.4	1.4	0.4	0.4	0.3	3.9	Recognition	
Rich Twp HSD 227	2014	1.4	1.05	0.4	0.4	0.2	3.45	Review	
Richland GSD 88A	2014	1.4	1.4	0.4	0.4	0.1	3.7	Recognition	
Richmond-Burton CHSD 157	2014	1.4	1.4	0.4	0.4	0.2	3.8	Recognition	

(FBRR = Fund Balance / Revenue Ratio - Weighting of 35%].[ EXRV = Expenditures / Revenue Ratio - Weighting of 35%, DCOH = Days Cash on Hand - Weighting of 10%, STB = Short Term Borrowing - Weighting of 10%, and LTD = Long Term Debt - Weighting of 10%)

**Note:** Because Whiteside School District 115 did not submit an FY14 AFR, they are in the Financial Watch category.



<u>District Name</u>	<u>Data Year</u>	<u>FBRR</u>	<u>ERR</u>	<u>DCOH</u>	<u>STB</u>	<u>LTD</u>	<u>Total Score</u>	<u>Designation</u>	<u>District Comments</u>
Ridgeland SD 122	2014	1.4	1.4	0.4	0.4	0.1	3.7	Recognition	
Ridgeview CUSD 19	2014	1.4	1.4	0.4	0.4	0.4	4	Recognition	
Ridgewood CHSD 234	2014	1.4	1.4	0.4	0.4	0.1	3.7	Recognition	
Riley CCSD 18	2014	1.4	1.4	0.4	0.4	0.4	4	Recognition	
River Bend CUSD 2	2014	1.4	1.05	0.3	0.4	0.4	3.55	Recognition	We continue to work at retaining Financial Recognition.
River Forest SD 90	2014	1.4	1.4	0.4	0.4	0.4	4	Recognition	
River Grove SD 85-5	2014	1.4	1.4	0.3	0.4	0.3	3.8	Recognition	Spending controls in 2012-13 and in 2013-14 have resulted in positive financial reports.
River Ridge CUSD 210	2014	1.4	1.4	0.4	0.4	0.4	4	Recognition	
River Trails SD 26	2014	1.4	1.4	0.4	0.4	0.3	3.9	Recognition	
Riverdale CUSD 100	2014	1.4	1.05	0.3	0.4	0.4	3.55	Recognition	
Riverside SD 96	2014	1.4	1.4	0.4	0.4	0.3	3.9	Recognition	
Riverside-Brookfield Twp SD 208	2014	1.4	1.4	0.4	0.4	0.1	3.7	Recognition	
Riverton CUSD 14	2014	1.4	1.4	0.4	0.4	0.3	3.9	Recognition	
Riverview CCSD 2	2014	1.4	1.4	0.4	0.4	0.4	4	Recognition	
Roanoke Benson CUSD 60	2014	1.4	1.4	0.4	0.4	0.1	3.7	Recognition	
Robein SD 85	2014	1.4	1.4	0.4	0.4	0.4	4	Recognition	
Robinson CUSD 2	2014	1.05	1.05	0.2	0.4	0.3	3	Early Warning	The district continues to make cuts to control the expenditure side of the budget. Reduced state revenues have contributed to deficit spending which in turn has reduced fund balances.
Rochelle CCSD 231	2014	1.4	1.05	0.3	0.4	0.2	3.35	Review	
Rochelle Twp HSD 212	2014	1.4	1.4	0.4	0.4	0.2	3.8	Recognition	
Rochester CUSD 3A	2014	1.4	1.4	0.4	0.4	0.1	3.7	Recognition	
Rock Falls ESD 13	2014	1.4	1.4	0.3	0.4	0.3	3.8	Recognition	School Energy Efficiency Grant funds were received in FY14, but will be an FY15 expenditure.
Rock Falls Twp HSD 301	2014	1.4	1.05	0.4	0.4	0.4	3.65	Recognition	Fund balances are helping overall profile score.

(FBRR = Fund Balance / Revenue Ratio - Weighting of 35%].[ EXRV = Expenditures / Revenue Ratio - Weighting of 35%, DCOH = Days Cash on Hand - Weighting of 10%, STB = Short Term Borrowing - Weighting of 10%, and LTD = Long Term Debt - Weighting of 10%)

**Note: Because Whiteside School District 115 did not submit an FY14 AFR, they are in the Financial Watch category.**

<u>District Name</u>	<u>Data Year</u>	<u>FBRR</u>	<u>ERR</u>	<u>DCOH</u>	<u>STB</u>	<u>LTD</u>	<u>Total Score</u>	<u>Designation</u>	<u>District Comments</u>
Rock Island SD 41	2014	1.4	1.05	0.3	0.4	0.2	3.35	Review	The District's Profile Score Remain unchanged from the prior year. The District will continue to be fiscally responsible to ensure it remains solvent.
Rockdale SD 84	2014	1.4	1.05	0.3	0.4	0.3	3.45	Review	
Rockford SD 205	2014	1.4	1.05	0.3	0.4	0.3	3.45	Review	
Rockridge CUSD 300	2014	1.4	1.05	0.3	0.4	0.4	3.55	Recognition	
Rockton SD 140	2014	1.4	0.7	0.3	0.4	0.3	3.1	Review	
Rome CCSD 2	2014	1.4	1.05	0.4	0.4	0.4	3.65	Recognition	
Rondout SD 72	2014	1.4	1.4	0.4	0.4	0.4	4	Recognition	
Rooks Creek CCSD 425	2014	1.4	1.05	0.4	0.4	0.4	3.65	Recognition	
Roselle SD 12	2014	1.05	0.7	0.4	0.4	0.4	2.95	Early Warning	Roselle District's Financial Profile Score is significantly reduced by one of its accounting policies. Property taxes for the 2013 levy are considered to be budgeted to fund operations for 14/15. Property tax revenues received for the current levy are deferred to next year, not recognized as income in 2014, and not included in fund balance as of June 30, 2014. On June 30th the District had approximately \$3.5 million received that was not included in the fund balance.
Rosemont ESD 78	2014	1.4	1.05	0.3	0.4	0.4	3.55	Recognition	
Rossville-Alvin CUSD 7	2014	1.4	1.4	0.4	0.4	0.1	3.7	Recognition	
Round Lake CUSD 116	2014	1.4	1.4	0.4	0.4	0.2	3.8	Recognition	
Roxana CUSD 1	2014	1.4	1.4	0.4	0.4	0.4	4	Recognition	
Rutland CCSD 230	2014	1.4	1.4	0.4	0.4	0.4	4	Recognition	
Salem CHSD 600	2014	1.4	1.4	0.4	0.4	0.4	4	Recognition	The District was able to maintain a perfect financial profile score despite the 89% proration of General State Aid and reduced payments for mandated categorical payments.
Salem SD 111	2014	1.4	1.4	0.4	0.4	0.4	4	Recognition	
Salt Creek SD 48	2014	1.4	1.4	0.4	0.3	0.4	3.9	Recognition	
Sandoval CUSD 501	2014	1.05	1.4	0.2	0.4	0.3	3.35	Review	
Sandridge SD 172	2014	1.4	1.4	0.3	0.4	0.3	3.8	Recognition	

(FBRR = Fund Balance / Revenue Ratio - Weighting of 35%].[ EXRV = Expenditures / Revenue Ratio - Weighting of 35%, DCOH = Days Cash on Hand - Weighting of 10%, STB = Short Term Borrowing - Weighting of 10%, and LTD = Long Term Debt - Weighting of 10%)

**Note: Because Whiteside School District 115 did not submit an FY14 AFR, they are in the Financial Watch category.**

<u>District Name</u>	<u>Data Year</u>	<u>FBRR</u>	<u>ERR</u>	<u>DCOH</u>	<u>STB</u>	<u>LTD</u>	<u>Total Score</u>	<u>Designation</u>	<u>District Comments</u>
Sandwich CUSD 430	2014	0.7	1.05	0.1	0.4	0.4	2.65	Early Warning	
Sangamon Valley CUSD 9	2014	1.4	1.4	0.3	0.4	0.4	3.9	Recognition	
Saratoga CCSD 60C	2014	1.4	1.4	0.4	0.4	0.2	3.8	Recognition	
Saunemin CCSD 438	2014	1.4	1.4	0.4	0.4	0.4	4	Recognition	
Scales Mound CUSD 211	2014	1.4	1.4	0.4	0.4	0.4	4	Recognition	
Schaumburg CCSD 54	2014	1.4	1.05	0.4	0.4	0.4	3.65	Recognition	Planned utilization of reserves for construction purposes caused the district expenditures to exceed revenues.
Schiller Park SD 81	2014	1.4	1.4	0.4	0.4	0.1	3.7	Recognition	
Schuyler-Industry CUSD 5	2014	1.4	1.4	0.3	0.4	0.3	3.8	Recognition	
Scott-Morgan CUSD 2	2014	1.4	1.4	0.4	0.4	0.4	4	Recognition	The district continues to be fiscally responsible while maintaining a positive educational experience for students.
SD 45 DuPage County	2014	1.4	1.05	0.4	0.4	0.2	3.45	Review	
SD U-46	2014	1.4	1.4	0.3	0.4	0.2	3.7	Recognition	
Selmaville CCSD 10	2014	1.4	1.4	0.4	0.4	0.3	3.9	Recognition	
Seneca CCSD 170	2014	1.4	1.4	0.4	0.4	0.4	4	Recognition	
Seneca Twp HSD 160	2014	1.4	1.4	0.4	0.4	0.4	4	Recognition	
Serena CUSD 2	2014	1.4	1.4	0.4	0.4	0.3	3.9	Recognition	
Sesser-Valier CUSD 196	2014	1.4	1.05	0.4	0.4	0.3	3.55	Recognition	
Shawnee CUSD 84	2014	1.4	1.05	0.3	0.4	0.4	3.55	Recognition	
Shelbyville CUSD 4	2014	1.4	1.4	0.4	0.4	0.4	4	Recognition	
Sherrard CUSD 200	2014	1.4	1.4	0.4	0.4	0.3	3.9	Recognition	
Shiloh CUSD 1	2014	1.4	1.4	0.4	0.4	0.4	4	Recognition	
Shiloh Village SD 85	2014	1.4	1.05	0.3	0.4	0.1	3.25	Review	
Shirland CCSD 134	2014	1.4	1.4	0.4	0.4	0.4	4	Recognition	
Signal Hill SD 181	2014	1.4	1.4	0.4	0.4	0.1	3.7	Recognition	

(FBRR = Fund Balance / Revenue Ratio - Weighting of 35%. [ EXRV = Expenditures / Revenue Ratio - Weighting of 35%, DCOH = Days Cash on Hand - Weighting of 10%, STB = Short Term Borrowing - Weighting of 10%, and LTD = Long Term Debt - Weighting of 10%)

**Note:** Because Whiteside School District 115 did not submit an FY14 AFR, they are in the Financial Watch category.

<u>District Name</u>	<u>Data Year</u>	<u>FBRR</u>	<u>ERR</u>	<u>DCOH</u>	<u>STB</u>	<u>LTD</u>	<u>Total Score</u>	<u>Designation</u>	<u>District Comments</u>
Silvis SD 34	2014	1.4	1.4	0.4	0.4	0.1	3.7	Recognition	
Skokie SD 68	2014	1.4	1.4	0.4	0.4	0.4	4	Recognition	
Skokie SD 69	2014	1.4	1.4	0.4	0.4	0.3	3.9	Recognition	
Skokie SD 73-5	2014	1.4	1.4	0.4	0.4	0.3	3.9	Recognition	
Smithton CCSD 130	2014	1.4	1.05	0.4	0.4	0.4	3.65	Recognition	
Somonauk CUSD 432	2014	1.4	1.4	0.3	0.4	0.3	3.8	Recognition	
South Central CUD 401	2014	1.4	1.4	0.3	0.4	0.2	3.7	Recognition	To the best of my knowledge the information in this report is correct.
South Fork SD 14	2014	1.4	1.4	0.3	0.4	0.2	3.7	Recognition	
South Holland SD 150	2014	1.4	1.4	0.4	0.4	0.3	3.9	Recognition	
South Holland SD 151	2014	1.4	1.4	0.4	0.4	0.1	3.7	Recognition	
South Pekin SD 137	2014	1.4	1.4	0.3	0.4	0.1	3.6	Recognition	
South Wilmington CCSD 74	2014	1.05	0.35	0.2	0.4	0.4	2.4	Watch	
Southeastern CUSD 337	2014	1.4	1.05	0.4	0.4	0.4	3.65	Recognition	
Southwestern CUSD 9	2014	1.4	1.05	0.3	0.4	0.2	3.35	Review	General State Aid has been prorated/cut by the State of Illinois for the past 3 years. The continued 11% cut in General State Aid amounted to a loss of \$-699,811 in FY 14 and a total loss amounting to \$-1,729,961 in General State Aid since FY 2012. The State's inability to fully fund school districts in Illinois has impacted Southwestern's Financial Profile Score despite per pupil expenditures remaining nearly the same over the three year time frame.
Sparta CUSD 140	2014	1.4	1.05	0.3	0.4	0.3	3.45	Review	
Spoon River Valley CUSD 4	2014	1.4	1.05	0.3	0.4	0.4	3.55	Recognition	
Spring Lake CCSD 606	2014	0.35	0.7	0.1	0.4	0.4	1.95	Watch	Working with a Deficit Reduction Plan - a four year limited rate tax increase was passed, March 2014. If categorical and General State Aid is not reduced significantly, we project an improved financial profile by the end of FY 2016.
Spring Valley CCSD 99	2014	1.4	1.4	0.4	0.4	0.1	3.7	Recognition	

(FBRR = Fund Balance / Revenue Ratio - Weighting of 35%].[ EXRV = Expenditures / Revenue Ratio - Weighting of 35%, DCOH = Days Cash on Hand - Weighting of 10%, STB = Short Term Borrowing - Weighting of 10%, and LTD = Long Term Debt - Weighting of 10%)

**Note: Because Whiteside School District 115 did not submit an FY14 AFR, they are in the Financial Watch category.**

<u>District Name</u>	<u>Data Year</u>	<u>FBRR</u>	<u>ERR</u>	<u>DCOH</u>	<u>STB</u>	<u>LTD</u>	<u>Total Score</u>	<u>Designation</u>	<u>District Comments</u>
Springfield SD 186	2014	0.7	1.05	0.2	0.4	0.3	2.65	Early Warning	Springfield Public Schools has a surplus for the current fiscal year and for the first time in several years. The District expects the profile score to begin to rise.
St Anne CCSD 256	2014	1.4	1.05	0.4	0.4	0.4	3.65	Recognition	
St Anne CHSD 302	2014	1.4	1.4	0.4	0.4	0.2	3.8	Recognition	
St Charles CUSD 303	2014	1.4	1.4	0.4	0.4	0.3	3.9	Recognition	
St Elmo CUSD 202	2014	1.4	1.4	0.4	0.4	0.3	3.9	Recognition	
St George CCSD 258	2014	1.4	1.4	0.3	0.4	0.2	3.7	Recognition	
St Joseph CCSD 169	2014	1.4	1.05	0.4	0.4	0.1	3.35	Review	
St Joseph Ogden CHSD 305	2014	1.4	1.05	0.4	0.4	0.2	3.45	Review	
St Libory Cons SD 30	2014	0.35	1.4	0.1	0.4	0.4	2.65	Early Warning	
St Rose SD 14-15	2014	1.4	1.05	0.4	0.4	0.4	3.65	Recognition	
Stark County CUSD 100	2014	1.4	1.05	0.4	0.4	0.2	3.45	Review	
Staunton CUSD 6	2014	1.4	1.05	0.3	0.4	0.4	3.55	Recognition	
Steeleville CUSD 138	2014	1.4	1.05	0.3	0.4	0.4	3.55	Recognition	
Steger SD 194	2014	1.4	1.05	0.4	0.4	0.4	3.65	Recognition	
Sterling CUSD 5	2014	1.4	1.05	0.3	0.4	0.3	3.45	Review	
Steward ESD 220	2014	1.4	1.4	0.4	0.4	0.3	3.9	Recognition	
Stewardson-Strasburg CUD 5A	2014	1.4	1.05	0.3	0.4	0.3	3.45	Review	Holding steady and hoping for better days in public school funding.
Stockton CUSD 206	2014	1.4	1.4	0.4	0.4	0.4	4	Recognition	
Streator ESD 44	2014	0.35	1.05	0.1	0.2	0.4	2.1	Watch	
Streator Twp HSD 40	2014	1.4	1.05	0.3	0.4	0.2	3.35	Review	The district has dropped from its "recognition" status to "review" in recent years for two primary reasons. The first is the expenditure to revenue ratio, which has resulted from a decrease in local property tax revenues as well as direct decreases in state funding. The second is the outstanding debt ratio from the building project from 2005. As that debt is reduced annually, the Financial Profile Score will improve.

(FBRR = Fund Balance / Revenue Ratio - Weighting of 35%].[ EXRV = Expenditures / Revenue Ratio - Weighting of 35%, DCOH = Days Cash on Hand - Weighting of 10%, STB = Short Term Borrowing - Weighting of 10%, and LTD = Long Term Debt - Weighting of 10%)

**Note:** Because Whiteside School District 115 did not submit an FY14 AFR, they are in the Financial Watch category.

<u>District Name</u>	<u>Data Year</u>	<u>FBRR</u>	<u>ERR</u>	<u>DCOH</u>	<u>STB</u>	<u>LTD</u>	<u>Total Score</u>	<u>Designation</u>	<u>District Comments</u>
Sullivan CUSD 300	2014	1.4	1.4	0.4	0.4	0.4	4	Recognition	
Summersville SD 79	2014	1.4	1.4	0.4	0.4	0.4	4	Recognition	
Summit Hill SD 161	2014	1.4	1.05	0.4	0.4	0.1	3.35	Review	
Summit SD 104	2014	1.4	1.05	0.3	0.4	0.1	3.25	Review	
Sunnybrook SD 171	2014	1.4	1.4	0.4	0.4	0.2	3.8	Recognition	
Sunset Ridge SD 29	2014	1.4	1.4	0.4	0.4	0.4	4	Recognition	District 29 is very proud of its consistently high marks for sound financial decision making.
Sycamore CUSD 427	2014	1.4	0.7	0.3	0.4	0.1	2.9	Early Warning	The District has experienced continued decreases in General State Aid due to proration and has also struggled with declining property values. The establishment of healthy financial reserves during the growth period has allowed the District to deficit spend for the last 5 years. The Board has approved a three year deficit reduction plan that will result in a total reduction of \$3.8 million. The District will continue to monitor the financial outlook and implement further cost reductions strategies if needed on a year by year basis. Bond restructuring will take place in 2015 and the District will continue to be fiscally responsible to the District and community when it comes to debt service costs. In spite of current economic problems, the Sycamore School District has been able to maintain programs and provide the quality education experience demanded by the community.
Taft SD 90	2014	1.4	1.05	0.3	0.4	0.1	3.25	Review	The shift in Taft SD 90's profile score is reflective of the alternative revenue bond passed by the Board of Education in 2012 as well as the Referendum approved by the public in 2012. The shift is a result of the change in debt service going from \$0.00 to roughly \$5.2 million.
Tamaroa School Dist 5	2014	0.7	1.05	0.2	0.4	0.4	2.75	Early Warning	
Taylorville CUSD 3	2014	1.4	1.4	0.3	0.4	0.3	3.8	Recognition	
Teutopolis CUSD 50	2014	1.4	1.4	0.4	0.4	0.3	3.9	Recognition	Unit #50 staff and school board have worked diligently to maintain a financially healthy school district.
Thomasboro CCSD 130	2014	1.4	1.05	0.4	0.4	0.4	3.65	Recognition	Our AFR score reflects all 4's except in the area of Revenue vs. Expenditures; this is a revenue issue. The state continues to pro-rate our GSA. The expenditure issues are out of our control and related to the high excess cost of special education that is also not being reimbursed by the state.

(FBRR = Fund Balance / Revenue Ratio - Weighting of 35%].[ EXRV = Expenditures / Revenue Ratio - Weighting of 35%, DCOH = Days Cash on Hand - Weighting of 10%, STB = Short Term Borrowing - Weighting of 10%, and LTD = Long Term Debt - Weighting of 10%)

**Note:** Because Whiteside School District 115 did not submit an FY14 AFR, they are in the Financial Watch category.

<u>District Name</u>	<u>Data Year</u>	<u>FBRR</u>	<u>ERR</u>	<u>DCOH</u>	<u>STB</u>	<u>LTD</u>	<u>Total Score</u>	<u>Designation</u>	<u>District Comments</u>
Thompsonville CUSD 174	2014	1.05	1.05	0.2	0.4	0.2	2.9	Early Warning	The district is heavily dependent on state aid, the profile score has held constant from last year. The district has cut expenses and has not replaced retiring positions for the past 5 years. Hopefully, if there are no further prorations or cuts in state aid, the financial profile score will see a slight increase in the next fiscal year.
Thornton Fractional Twp HSD 215	2014	1.4	1.4	0.4	0.4	0.2	3.8	Recognition	
Thornton SD 154	2014	1.4	1.4	0.4	0.4	0.3	3.9	Recognition	
Thornton Twp HSD 205	2014	1.4	1.4	0.3	0.4	0.3	3.8	Recognition	
Tolono CUSD 7	2014	1.4	1.4	0.4	0.4	0.2	3.8	Recognition	
Tonica CCSD 79	2014	1.4	1.05	0.4	0.4	0.4	3.65	Recognition	
Township HSD 211	2014	1.4	1.4	0.4	0.4	0.4	4	Recognition	
Township HSD 214	2014	1.4	1.4	0.4	0.4	0.4	4	Recognition	
Tremont CUSD 702	2014	1.4	1.4	0.4	0.4	0.2	3.8	Recognition	
Tri City CUSD 1	2014	1.4	1.05	0.3	0.4	0.4	3.55	Recognition	
Tri Point CUSD 6-J	2014	1.4	1.05	0.3	0.4	0.4	3.55	Recognition	
Tri Valley CUSD 3	2014	1.4	1.05	0.4	0.4	0.4	3.65	Recognition	
Triad CUSD 2	2014	1.05	1.05	0.2	0.4	0.1	2.8	Early Warning	
Trico CUSD 176	2014	1.4	1.4	0.3	0.4	0.3	3.8	Recognition	
Triopia CUSD 27	2014	1.4	1.05	0.3	0.4	0.4	3.55	Recognition	
Troy CCSD 30C	2014	1.4	1.4	0.4	0.4	0.1	3.7	Recognition	
Tuscola CUSD 301	2014	1.4	1.4	0.4	0.4	0.3	3.9	Recognition	While Tuscola CUSD #301 has made significant financial strides, the numbers represented here are in a large measure due to early tax money received in June 2014.
Twp HSD 113	2014	1.4	1.4	0.4	0.4	0.3	3.9	Recognition	District #113 sold \$ 89 Million of Referendum bonds which increased our percentage of debt limit. In a few years with paying off some of our debt and an increase in our EAV, a change of 10 % will bring our score of "3" back up to a "4". We estimate this to happen in 4 fiscal years.
Union Ridge SD 86	2014	1.4	1.05	0.4	0.4	0.4	3.65	Recognition	

(FBRR = Fund Balance / Revenue Ratio - Weighting of 35%].[ EXRV = Expenditures / Revenue Ratio - Weighting of 35%, DCOH = Days Cash on Hand - Weighting of 10%, STB = Short Term Borrowing - Weighting of 10%, and LTD = Long Term Debt - Weighting of 10%)

**Note:** Because Whiteside School District 115 did not submit an FY14 AFR, they are in the Financial Watch category.

<u>District Name</u>	<u>Data Year</u>	<u>FBRR</u>	<u>ERR</u>	<u>DCOH</u>	<u>STB</u>	<u>LTD</u>	<u>Total Score</u>	<u>Designation</u>	<u>District Comments</u>
Union SD 81	2014	1.4	1.4	0.3	0.4	0.1	3.6	Recognition	Low Number of student enrollment.
United CUSD 304	2014	1.05	1.05	0.2	0.4	0.3	3	Early Warning	
United Twp HSD 30	2014	1.4	1.05	0.4	0.4	0.4	3.65	Recognition	
Unity Point CCSD 140	2014	1.4	1.05	0.3	0.4	0.3	3.45	Review	
Urbana SD 116	2014	1.05	1.4	0.2	0.4	0.2	3.25	Review	
V I T CUSD 2	2014	1.4	1.05	0.4	0.4	0.4	3.65	Recognition	
Valley View CUSD 365U	2014	1.4	1.05	0.3	0.4	0.1	3.25	Review	
Valmeyer CUSD 3	2014	1.4	1.05	0.3	0.4	0.4	3.55	Recognition	
Vandalia CUSD 203	2014	1.4	1.4	0.3	0.4	0.2	3.7	Recognition	
Venice CUSD 3	2014	1.4	1.05	0.4	0.4	0.4	3.65	Recognition	
Vienna HSD 133	2014	1.05	1.05	0.2	0.4	0.3	3	Early Warning	
Vienna SD 55	2014	1.05	0.7	0.2	0.4	0.1	2.45	Watch	District #55 is heavily dependent upon state revenues, specifically, General State Aid. The loss of over \$477,000 in General State Aid since FY11 due to GSA proration has had a significant impact on the District's cash on hand and financial stability. The percent of long-term margin remaining score of 1 should improve with the movement of alternative funding bonds used to complete a 2010 building project out of the Education Fund during the fall of 2014. Reductions-in-Force have taken place and project to continue to be implemented in an ongoing effort to stabilize the District's financial standing.
Villa Grove CUSD 302	2014	1.4	1.4	0.3	0.4	0.4	3.9	Recognition	All members of this school district have kept our financial health as the first priority as we strengthen our future plans for the district.
Virginia CUSD 64	2014	1.05	1.4	0.2	0.4	0.1	3.15	Review	
W Harvey-Dixmoor PSD 147	2014	1.4	1.05	0.4	0.4	0.1	3.35	Review	
Wabash CUSD 348	2014	1.05	0.7	0.2	0.4	0.4	2.75	Early Warning	
Wallace CCSD 195	2014	1.4	1.4	0.4	0.4	0.2	3.8	Recognition	
Waltham CCSD 185	2014	1.4	1.05	0.4	0.4	0.4	3.65	Recognition	
Waltonville CUSD 1	2014	1.4	1.4	0.4	0.4	0.4	4	Recognition	

(FBRR = Fund Balance / Revenue Ratio - Weighting of 35%].[ EXRV = Expenditures / Revenue Ratio - Weighting of 35%, DCOH = Days Cash on Hand - Weighting of 10%, STB = Short Term Borrowing - Weighting of 10%, and LTD = Long Term Debt - Weighting of 10%)

**Note:** Because Whiteside School District 115 did not submit an FY14 AFR, they are in the Financial Watch category.



<u>District Name</u>	<u>Data Year</u>	<u>FBRR</u>	<u>ERR</u>	<u>DCOH</u>	<u>STB</u>	<u>LTD</u>	<u>Total Score</u>	<u>Designation</u>	<u>District Comments</u>
Warren CUSD 205	2014	1.4	1.4	0.4	0.4	0.3	3.9	Recognition	
Warren Twp HSD 121	2014	1.4	1.05	0.3	0.4	0.2	3.35	Review	
Warrensburg-Latham CUSD 11	2014	1.4	1.05	0.3	0.4	0.2	3.35	Review	The State of Illinois has prorated general state aid and transportation. The reduction of the State's payment to Illinois schools greatly impacts our district budget.
Warsaw CUSD 316	2014	1.05	0.7	0.2	0.4	0.3	2.65	Early Warning	
Washington CHSD 308	2014	1.4	1.05	0.4	0.4	0.2	3.45	Review	
Washington SD 52	2014	1.4	1.05	0.4	0.4	0.3	3.55	Recognition	
Waterloo CUSD 5	2014	1.4	1.4	0.4	0.4	0.1	3.7	Recognition	
Wauconda CUSD 118	2014	1.4	1.4	0.3	0.4	0.1	3.6	Recognition	
Waukegan CUSD 60	2014	1.05	1.4	0.2	0.4	0.2	3.25	Review	
Waverly CUSD 6	2014	1.4	1.4	0.4	0.4	0.4	4	Recognition	
Wayne City CUSD 100	2014	1.05	1.05	0.2	0.4	0.1	2.8	Early Warning	
Webber Twp HSD 204	2014	1.05	0.35	0.2	0.4	0.4	2.4	Watch	
Wesclin CUSD 3	2014	1.4	1.05	0.3	0.4	0.2	3.35	Review	
West Carroll CUSD 314	2014	1.4	1.05	0.3	0.4	0.1	3.25	Review	
West Central CUSD 235	2014	1.4	1.4	0.4	0.4	0.4	4	Recognition	West Central CUSD #235 has lost over the last three fiscal years a total of \$1,554,416 in GSA. \$784,516 of that total is due to GSA proration. We are faced with additional cuts and reduction of services to our neediest students and families due to the states fiscal mess. Our students and their families deserve better.
West Chicago ESD 33	2014	1.4	1.4	0.4	0.4	0.1	3.7	Recognition	District 33 continues to be fiscally responsible achieving a 4.0 score in the first 4 categories. District 33 is currently looking at refinancing its long term debt to a lower interest rate and has no plans in the immediate future to issue any additional short term or long term debt.
West Lincoln-Broadwell ESD 92	2014	1.4	1.05	0.4	0.4	0.3	3.55	Recognition	
West Northfield SD 31	2014	1.4	1.4	0.4	0.4	0.4	4	Recognition	
West Prairie CUSD 103	2014	1.4	1.05	0.4	0.4	0.4	3.65	Recognition	

(FBRR = Fund Balance / Revenue Ratio - Weighting of 35%].[ EXRV = Expenditures / Revenue Ratio - Weighting of 35%, DCOH = Days Cash on Hand - Weighting of 10%, STB = Short Term Borrowing - Weighting of 10%, and LTD = Long Term Debt - Weighting of 10%)

**Note:** Because Whiteside School District 115 did not submit an FY14 AFR, they are in the Financial Watch category.

<u>District Name</u>	<u>Data Year</u>	<u>FBRR</u>	<u>ERR</u>	<u>DCOH</u>	<u>STB</u>	<u>LTD</u>	<u>Total Score</u>	<u>Designation</u>	<u>District Comments</u>
West Richland CUSD 2	2014	1.4	1.05	0.3	0.4	0.4	3.55	Recognition	
West Washington Co CUD 10	2014	1.4	1.4	0.4	0.4	0.1	3.7	Recognition	
Westchester SD 92-5	2014	1.4	1.4	0.4	0.4	0.3	3.9	Recognition	The District has worked very hard to maintain educational programs and continue to be fiscally responsible to the taxpayers.
Western CUSD 12	2014	1.05	1.05	0.2	0.4	0.3	3	Early Warning	
Western Springs SD 101	2014	1.4	1.05	0.4	0.4	0.2	3.45	Review	
Westville CUSD 2	2014	1.4	1.05	0.4	0.4	0.3	3.55	Recognition	
Wethersfield CUSD 230	2014	1.4	1.05	0.4	0.4	0.3	3.55	Recognition	
Wheeling CCSD 21	2014	1.05	1.05	0.3	0.4	0.3	3.1	Review	
Whiteside SD 115	2014	0	0	0	0	0.1	0		
Will County SD 92	2014	1.4	1.4	0.4	0.4	0.4	4	Recognition	
Williamsfield CUSD 210	2014	1.4	1.4	0.4	0.4	0.4	4	Recognition	
Williamsville CUSD 15	2014	1.4	1.05	0.3	0.4	0.4	3.55	Recognition	
Willow Grove SD 46	2014	1.4	1.4	0.3	0.4	0.3	3.8	Recognition	
Willow Springs SD 108	2014	1.4	1.4	0.4	0.4	0.1	3.7	Recognition	
Wilmette SD 39	2014	1.4	1.4	0.4	0.4	0.4	4	Recognition	
Wilmington CUSD 209U	2014	1.4	1.05	0.4	0.4	0.1	3.35	Review	
Winchester CUSD 1	2014	1.4	0.7	0.3	0.4	0.4	3.2	Review	
Windsor CUSD 1	2014	1.4	1.05	0.4	0.4	0.4	3.65	Recognition	
Winfield SD 34	2014	1.4	1.4	0.4	0.4	0.3	3.9	Recognition	
Winnebago CUSD 323	2014	1.4	1.05	0.3	0.4	0.4	3.55	Recognition	Winnebago continues to make sound financial decisions despite increased state and federal mandates, decreased state funding, and local property values. We will continue to monitor revenue and expenditures and make decisions accordingly.
Winnetka SD 36	2014	1.4	1.4	0.4	0.4	0.2	3.8	Recognition	
Winthrop Harbor SD 1	2014	1.4	1.4	0.4	0.4	0.3	3.9	Recognition	

(FBRR = Fund Balance / Revenue Ratio - Weighting of 35%. [ EXRV = Expenditures / Revenue Ratio - Weighting of 35%, DCOH = Days Cash on Hand - Weighting of 10%, STB = Short Term Borrowing - Weighting of 10%, and LTD = Long Term Debt - Weighting of 10%)

**Note:** Because Whiteside School District 115 did not submit an FY14 AFR, they are in the Financial Watch category.

<u>District Name</u>	<u>Data Year</u>	<u>FBRR</u>	<u>ERR</u>	<u>DCOH</u>	<u>STB</u>	<u>LTD</u>	<u>Total Score</u>	<u>Designation</u>	<u>District Comments</u>
Wolf Branch SD 113	2014	1.4	1.05	0.3	0.4	0.3	3.45	Review	
Wood Dale SD 7	2014	1.4	1.05	0.4	0.4	0.4	3.65	Recognition	Wood Dale District 7 is working toward obtaining a Financial Profile of 4.0 by reducing expenditures to match revenues.
Wood River-Hartford ESD 15	2014	1.4	1.4	0.4	0.4	0.3	3.9	Recognition	The Board of Education is committed to providing a quality education to all students while remaining fiscally responsible.
Woodland CCSD 50	2014	1.4	1.4	0.4	0.4	0.2	3.8	Recognition	
Woodland CUSD 5	2014	1.4	0.7	0.3	0.4	0.4	3.2	Review	
Woodlawn CCSD 4	2014	0.35	0.7	0.1	0.4	0.4	1.95	Watch	
Woodlawn CHSD 205	2014	1.05	1.4	0.2	0.4	0.3	3.35	Review	
Woodridge SD 68	2014	1.4	1.4	0.4	0.4	0.4	4	Recognition	
Woodstock CUSD 200	2014	1.4	1.4	0.4	0.4	0.1	3.7	Recognition	
Worth SD 127	2014	1.4	1.4	0.4	0.4	0.2	3.8	Recognition	
Yorkville CUSD 115	2014	1.4	1.4	0.4	0.4	0.1	3.7	Recognition	
Zeigler-Royalton CUSD 188	2014	1.05	1.05	0.2	0.4	0.3	3	Early Warning	
Zion ESD 6	2014	1.4	1.4	0.3	0.4	0.1	3.6	Recognition	
Zion-Benton Twp HSD 126	2014	1.4	1.4	0.4	0.4	0.3	3.9	Recognition	It should be noted that June 30 ending fund balances include the receipt of early taxes. District 126 recognizes these early taxes as deferred revenue for the following school year; therefore, the number of days cash on hand calculation appears inflated. It is the district's goal to always maintain a minimum reserve of 25-30% of its predicted annual budget in fund balance in order to address any unexpected expenditures or delays in revenue.

(FBRR = Fund Balance / Revenue Ratio - Weighting of 35%].[ EXRV = Expenditures / Revenue Ratio - Weighting of 35%, DCOH = Days Cash on Hand - Weighting of 10%, STB = Short Term Borrowing - Weighting of 10%, and LTD = Long Term Debt - Weighting of 10%)

**Note:** Because Whiteside School District 115 did not submit an FY14 AFR, they are in the Financial Watch category.

# Appendix

# **The School District Financial Profile**

Illinois State Board of Education

Pursuant to the authority provided by Section 1A-8 of the School Code, the Illinois State Board of Education (ISBE) developed the “**School District Financial Profile**” to help monitor the finances of school districts and identify which are in or are moving toward financial difficulty. This system replaced the “Financial Watch List and Financial Assurance and Accountability System (FAAS)” that had been used for the assessment of a school district’s financial health. The major change in methodology was that the FAAS utilized only one financial indicator – the Fund Balance to Revenue Ratio. The Profile includes that indicator plus four additional measures to expand our capability to accomplish a truer risk assessment. The five indicators are individually scored and weighted in order to arrive at a Total Profile Score and applicable designation.

The School District Financial Profile was developed with the invaluable assistance of school superintendents, school business administrators, financial advisors, lawyers, and bond brokers throughout the state as well as major interest groups such as IASBO, IASA, ED-RED and LUDA. Influenced by their feedback, we were able to make significant enhancements in systematically analyzing/monitoring finances of all Illinois public school districts.

The following provides a detailed explanation of each indicator. It is the Total Profile Score that we believe best determines a district’s financial strengths or weaknesses. This document will also lead you through the four applicable designations, Financial Recognition, Financial Review, Financial Early Warning, and Financial Watch.

### **Financial Profile Indicators:**

1. **Fund Balance to Revenue Ratio** – This indicator reflects the overall financial strength of the district. It is the result of dividing the ending fund balances by the revenues for the four operating and negative IMRF/SS funds. Operating Funds are the Educational, Operations and Maintenance, Transportation and Working Cash Funds.
2. **Expenditure to Revenue Ratio** – This indicator identifies how much is expended for each dollar received. It is computed by dividing total expenditures for the Educational, Operations and Maintenance, and Transportation Funds by the revenues for those same funds plus Working Cash. The calculation also takes into account remaining balances of these funds at the end of the year if a district is scoring low for their Expenditure to Revenue Ratio. This is especially beneficial to districts that have saved for projects and are now incurring the expenditures for them or who have healthy fund balances even after spending a portion of their savings.
3. **Days Cash on Hand** – This indicator provides a projected estimate of the number of days a district could meet operating expenditures provided no additional revenues were received. It is computed by dividing the total expenditures of the Educational, Operations and Maintenance, and Transportation Funds by 360 days to obtain an average expenditure per day. Then the total cash on hand and investments for the same funds plus working Cash are divided by the average expenditures per day. As with the Fund Balance to Revenue Ratio and the Expenditure to Revenue Ratio, the Working Cash Fund has now been incorporated into the calculation.
4. **Percent of Short-Term Borrowing Ability Remaining** – Districts often incur short-term debt due to several factors (i.e., delays in receipt of local revenues, etc.). For this indicator, the sum of unpaid Tax Anticipation Warrants is divided by 85% of the Equalized Assessed Valuation (EAV)

multiplied by the sum of the tax rates for the Educational, Operations and Maintenance, and Transportation Funds.

5. **Percent of Long-Term Debt Margin Remaining** – A district often incurs long-term debt for major expenditures such as buildings and equipment. This total is derived by the product of the district’s EAV multiplied by its maximum general obligation debt limitation, reduced by any outstanding long-term debt.

**Total Profile Score:**

Each indicator is scored in order to obtain a district’s overall **School District Financial Profile Score**. This overall score is computed for the most current year’s financial data.

Each indicator is calculated and the results are slotted into a category of a four, three, two, or one with four being the highest and best category possible. Each indicator is weighted and the weighted indicators’ scores are summed to obtain a district’s overall “Total Profile Score”.

**Fund Balance to Revenue Ratio (has a weighting of 35%)**

- Category 4 Greater or equal to 25% [lowest risk]
- Category 3 Less than 25% but greater or equal to 10%
- Category 2 Less than 10% but greater or equal to 0%
- Category 1 Less than 0% [highest risk]

**Expenditures to Revenue Ratio (EXRV) (has a weighting of 35%)**

- Category 4 District is spending \$1.00 or less for every dollar they are receiving [lowest risk]
- Category 3 District is spending more than \$1.00 to \$1.10 for every dollar they receive
- Category 2 District is spending more than \$1.10 to \$1.20 for every dollar they receive
- Category 1 District is spending more than \$1.20 for every dollar they receive [highest risk]

If the resulting calculation places a district in category 1 or 2, and the Fund Balance to Revenue Ratio (FBRR) is a category 4 then the following calculation is completed:

- $(FBRR - .1)$  divided by  $(EXRV - 1.0)$
- If the result is greater than 2, then the Expenditures Revenue score is assigned a 3
- If the result is greater than 1 but less than 2, then the Expenditure Revenue score is assigned a 2

**Days Cash on Hand (has a weighting of 10%)**

- Category 4 At least 180 days cash on hand [lowest risk]
- Category 3 Less than 180 days cash on hand to at least 90 days cash on hand
- Category 2 Less than 90 days cash on hand to at least 30 days cash on hand
- Category 1 Less than 30 days cash on hand [highest risk]

**Percentage of Short-Term Borrowing and Long-Term Borrowing Remaining (Short-term and Long-term borrowing each has a weighting of 10%)**

- Category 4 Greater than or equal to 75% debt margin remaining [lowest risk]
- Category 3 Less than 75% but at least 50% debt margin remaining

Category 2	Less than 50% but at least 25% debt margin remaining
Category 1	Less than 25% debt margin remaining [highest risk]

The Total Profile Score is the sum of the five weighted scores. The highest score a district may receive is a 4.00 and the lowest score is 1.00.

### Your School District Financial Profile Designation:

If a district receives a score of **3.54 - 4.00**, they are in the highest category of financial strength - **Financial Recognition**. These districts require little or no review or involvement by ISBE unless requested by the district.

If a district receives a score of **3.08 - 3.53**, they are in the next highest financial health category of **Financial Review**. Districts in this category will be given a limited review by ISBE, but they will be monitored for potential downward trends. Staff will be assessing the next year's school budget for negative trends.

If a district receives a score of **2.62 - 3.07**, they are placed in the category of **Financial Early Warning**. ISBE will be monitoring these districts closely and offering proactive technical assistance (e.g., financial projections and cash flow analysis, etc.) These districts will also be reviewed to determine whether they meet the criteria set forth in Article 1A-8 of the **School Code** to be certified in financial difficulty and possibly qualify for a Financial Oversight Panel.

If a district receives a score of **1.00 - 2.61**, they are in the highest risk category of **Financial Watch**. As with the Financial Early Warning districts, ISBE will be monitoring these districts very closely and offering them technical assistance including, but not limited to, financial projections, cash flow analysis, budgeting, personnel inventories, and enrollment projections. These districts will also be reviewed to determine whether they meet criteria set forth in Article 1A-8 of the **School Code** to be certified in financial difficulty and qualify for a Financial Oversight Panel.

Your comments regarding your district's finances are an integral part of the profile. While the Profile is generated from the District's Annual Financial Report (AFR), there are often extenuating circumstances outside of the School Administration's control which have a financial impact on the district. It is within the Comments portion of the Profile that districts are afforded the opportunity to verbally and publicly convey what has transpired in their district which may have or will impact their Total Profile Score. This will allow for the explanation of significant local financial issues such as cash versus accrual accounting implications and timing of revenue receipts versus expenditures incurred for unique circumstances such as school construction projects. In this capacity, the Profile can be implemented as a communication vehicle for a district's constituents.

We will present Total Profile Scores with the applicable School District comments at our anticipated March Board Meeting. The Profile Scores and Comments will then be listed at the [School District Financial Profile](#) website. This website includes a seven year analysis (sorted by district name, county, and designation), a searchable application that will display a 5-year track record.



For further questions regarding ***The School District Financial Profile***, contact a consultant in the School Business Division at the Illinois State Board of Education at (217) 785-8779 or by email at [finance1@isbe.net](mailto:finance1@isbe.net).