

28-15 Textured Vest

© Pierrot Yarns (Gosyo Co., Ltd.). Translation by Linda Lanz.



Materials

- Pierrot Yarns Pastel Color Nep [40% rayon, 39% linen, 21% cotton; 54.7yds/50m per 1.23 oz. / 35g skein]; color #2 camel; 10 skeins [320g]
- 4.2mm knitting needles (US 6 is the closest equivalent) or size necessary to achieve gauge
- 3.0mm crochet hook (US D is the closest equivalent) or size necessary to achieve gauge
- 2 buttons (28mm / approx. 1")

Gauge

- in 10cm/4" square: 20 st and 26 rows in stockinette stitch as well as in pattern stitch

Finished measurements

- bust 92cm/36.2"
- back width 32cm/12.6"
- back length 55cm/21.7"

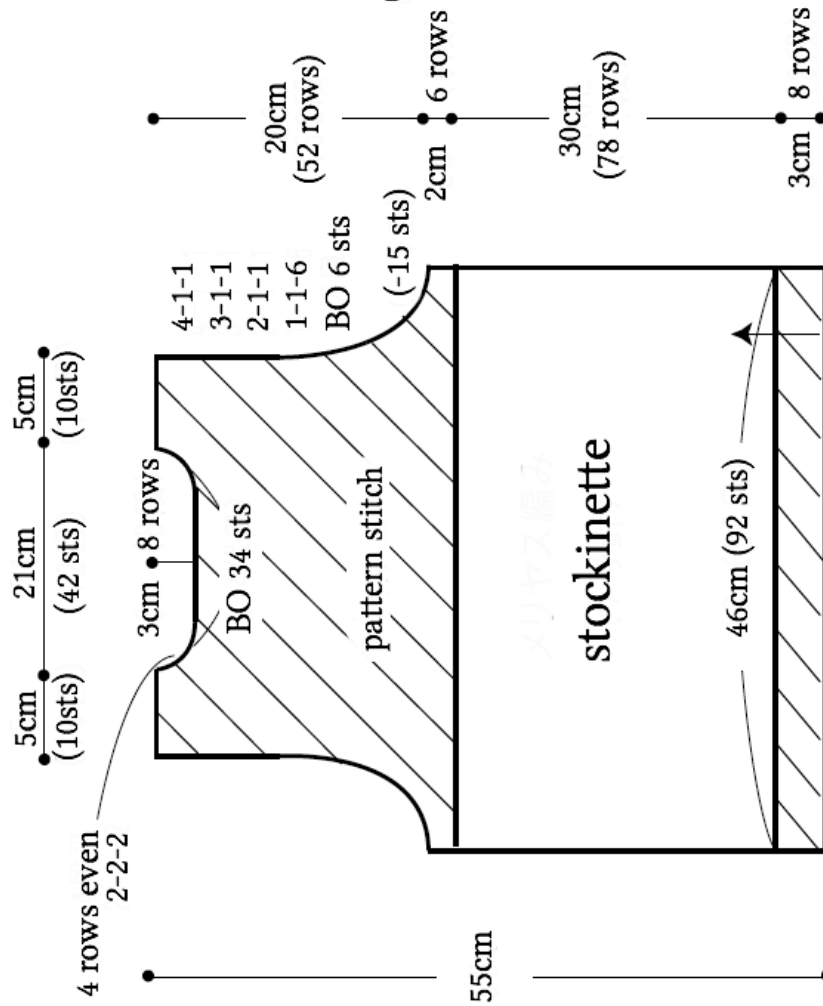
Knitting Tips

Back: Cast on and knit according to chart, first pattern stitch, then stockinette stitch, then pattern stitch. Work decreases for armholes and neckline according to chart, always working fully fashioned decreases one stitch in from the edge.

Front: Work front pieces following same general design as for back but note changes on schematic for button band and front neckline.

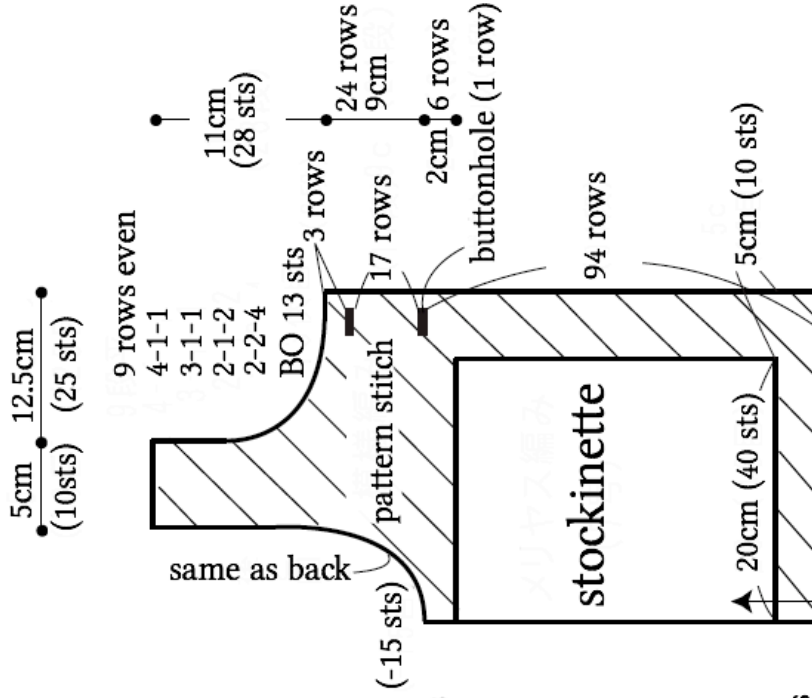
Finishing: Graft shoulder seams. Join sides using mattress stitch. Work edging around hem, armholes, and neckline according to chart.

● back



CO 92 sts

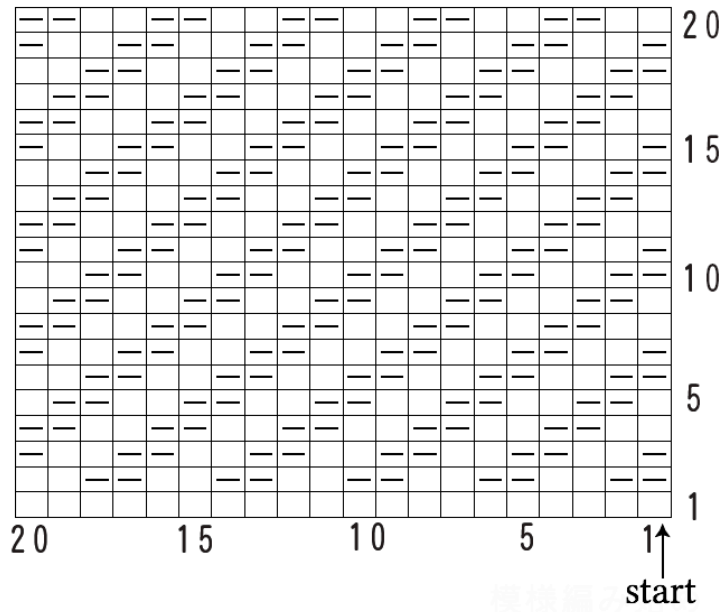
● front



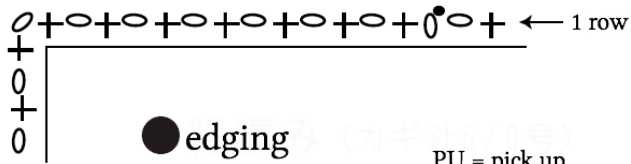
CO 50 sts

● pattern stitch

□ = □ knit st

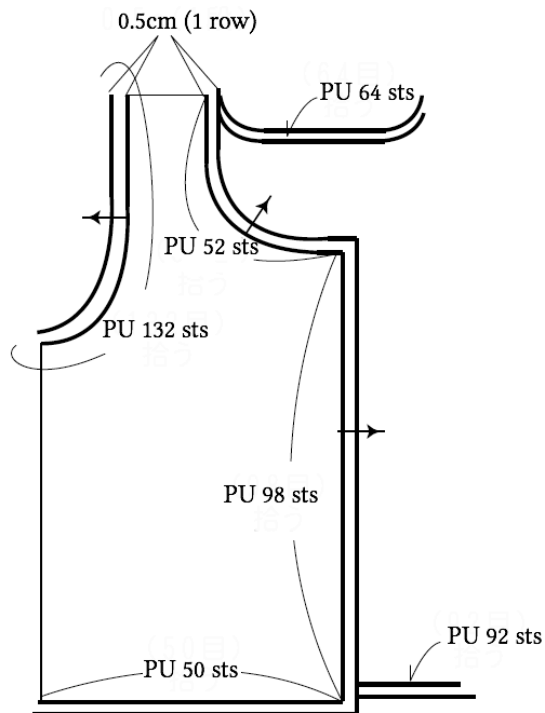


● edging (3.0mm hook)



● edging

PU = pick up



● buttonholes (right front)

□ = □ knit st

