

Message From The BOE President

Dear Residents:

Usually, when I get to this issue of "What's Happening", my message is quite clear. I look at the proposed budget and evaluate the pending tax rate on the residents of the school district. This year, however, there are two important issues I would like to discuss with you.



Richard Jordan
Board of Education President

1. There are no candidate biographies in this issue. Why? For the first time for me as a board member, there were no petitions filed to run for the board. What does that mean? No petitions were filed before the deadline of April 17, which means there will be no candidates on the ballot for the two open positions. Gretchen Craft decided not to seek re-election to her seat on the board, and Laurie Verbridge has resigned her position on the board. There will be no action taken on these vacancies until after the vote on May 16. At that time, there may be no need for any action by the Board of Education. The process allows for anyone to mount a write-in campaign. If that happens, the person with the most write-in votes will receive the three-year term vacated by Gretchen, beginning on July 1. If more than one person receives write-in votes, then the person with the second most votes will fill Laurie's unexpired two-year term. This term will begin immediately after the vote, since the seat is already vacant. This process requires serious consideration. Only those candidates who are willing and able to serve should be written in. Hopefully, a serious candidate(s) will emerge and seek your write-ins.
2. What is equalization? Towns and school district lines do not always match. Many homes in the Williamson School District are not in the Township of Williamson. Towns are responsible for the assessment of each home in the township. Equalization is an attempt to equalize the value of all the homes in all towns in the school district. Williamson School District includes homes in Williamson, Marion, Sodus, and Ontario. Unless all towns are assessed at 100% true value, the school tax rate cannot be the same in each town. Three years ago, Williamson was at 100%, last year we were at 94% and this year Williamson is assessed at 87% of the actual value of any home. Of course, this varies from home to home but in general our homes are selling for more than their assessed value. This rate is set by the N.Y.S. Office of Real Property Tax Services. How does this work? For example, a home in Marion, which is located in the Williamson School District and is assessed by Marion for 100% of its value has a different assessed tax rate than a home in the Williamson Township assessed for 87% value. The assessed tax rate per thousand is different because the value is different. The equalization rate itself changes as homes increase in value and are sold for more than they are assessed. Your questions and concerns about equalization can be more fully answered at the District Office at 589-9661.

Thank you for your interest in our schools and for your continued support. Please come out and vote on the budget on May 16. Only the one following proposition will be on the ballot.

PROPOSITION #1

Shall the proposed school budget for the period July 1, 2006 to June 30, 2007 be approved?

Williamson Central School
PO Box 900
Williamson, NY 14589

Non-Profit Organization
U.S. Postage
PAID
WILLIAMSON, NY
PERMIT NO. 52

PATRON - LETTER CARRIER ROUTE
RURAL BOXHOLDER
PO BOXHOLDER



MAY
2006

WHAT'S HAPPENING INSIDE:

Page 2
Comparison of Budgets

Page 3
2006-07 Budget

Page 4
High School Highlights
Budget Proposal

Page 5
Middle School Highlights
STAR Exemption Impact

Page 6
Elementary School Highlights

Page 7
School Report Card

Page 8
Message from
Board of Education President

Check us out on the web at:
www.williamsoncentral.org

HAT'S HAPPENING

CITIZENSHIP • CHARACTER • EDUCATION • WISDOM • KNOWLEDGE • SCHOLARSHIP • SERVICE • INTEGRITY

SOME HIGHLIGHTS OF OUR YEAR



Nancy Bryan, Artist in Residence works with Elementary students composing original songs




Fire Safety Week



Middle School CSI Project



Medieval Days



The Cast of Guys and Dolls



Old English Award Winners

May 16, 2006
1:00 p.m. - 9:00 p.m.
Middle School Room 111
(across the hall from the former
Multi-Purpose Room)

BUDGET VOTE

COMPARISON OF BUDGETS

2005-06 TO 2006-07 BY CATEGORY

CATEGORY	05/06 \$	06/07 \$	CHANGE \$
TRANSPORTATION			
SERVICES	775,596	830,510	54,914
GARAGE BUILDING	44,363	47,700	3,337
TOTAL TRANSPORTATION	819,959	878,210	58,251
UNDISTRIBUTED			
STATE RETIREMENT	195,500	195,500	5,500
TEACHER RETIREMENT	654,000	654,000	204,000
SOCIAL SECURITY/MEDICARE	781,000	781,000	71,000
HOSPITAL & MEDICAL	1,500,000	1,500,000	25,000
OTHER BENEFITS	166,300	166,300	33,800
DEBT SERVICE	513,045	1,361,571	848,526
TOTAL UNDISTRIBUTED	3,809,845	5,010,951	1,201,106
GENERAL SUPPORT			
BOARD OF EDUCATION	17,700	17,724	24
CENTRAL ADMINISTRATION	166,700	174,825	8,125
FINANCE	195,450	223,320	27,870
STAFF	70,197	70,700	503
CENTRAL SERVICES	1,258,671	1,369,400	110,729
SPECIAL ITEMS	243,760	251,745	7,985
TOTAL GENERAL SUPPORT	1,952,478	2,107,714	155,236
INSTRUCTIONAL			
INSTRUCTION, ADMIN. & IMPROVEMENT	725,970	762,790	36,820
TEACHING - REGULAR SCHOOL	5,425,460	5,623,764	198,304
SPECIAL APPORTIONMENT PROGRAMS	2,757,477	2,615,398	-142,079
TEACHING SPECIAL SCHOOLS	130,272	135,215	4,943
INSTRUCTIONAL MEDIA	736,250	799,238	62,988
PUPIL SERVICES	791,664	826,217	34,553
TOTAL INSTRUCTION	10,567,093	10,762,622	195,529
COMMUNITY SERVICE			
TOTAL COMMUNITY SERVICE	6,178	13,260	7,082
INTERFUND TRANSFERS			
TOTAL INTERFUND TRANSFER	18,750	20,000	1,250

New York State School Report Card

The New York State School Report Card is designed to provide information to the public on student achievement. The information on the following pages compares Williamson students' performance on state assessments in relation to the performance of students in similar schools and public schools across the state, and in relation to the established New York State Standards.

The numbers listed below reflect the percentages of students who achieved scores on New York State assessments that indicate they are meeting the State Standards. The Elementary and Middle School charts reflect the performance of fourth and eighth students who participated in the State assessments in the spring of 2005. For the high school, the numbers reflect the percentages of students who first entered grade 9 in 2001 who have achieved scores of 65-100 on the English Language Arts and Mathematics Regents Exams.

Williamson students have exceeded the performance of students in Similar Schools and New York State Public Schools in many areas measured.

Williamson Elementary School

English Language Arts
Williamson Elementary School: 81%
Similar Schools: 76%
NYS Public Schools: 70%

Mathematics
Williamson Elementary School: 91%
Similar Schools: 90%
NYS Public Schools: 85%

Williamson Middle School

English Language Arts
Williamson Middle School: 56%
Similar Schools: 57%
NYS Public Schools: 48%

Mathematics
Williamson Middle School: 63%
Similar Schools: 66%
NYS Public Schools: 54%

Williamson High School

English Language Arts
Williamson High School: 86%
Similar Schools: 87%
NYS Public Schools: 78%

Mathematics
Williamson High School: 95%
Similar Schools: 86%
NYS Public Schools: 77%

Elementary School Highlights



Anne Ressler
Elementary School Principal

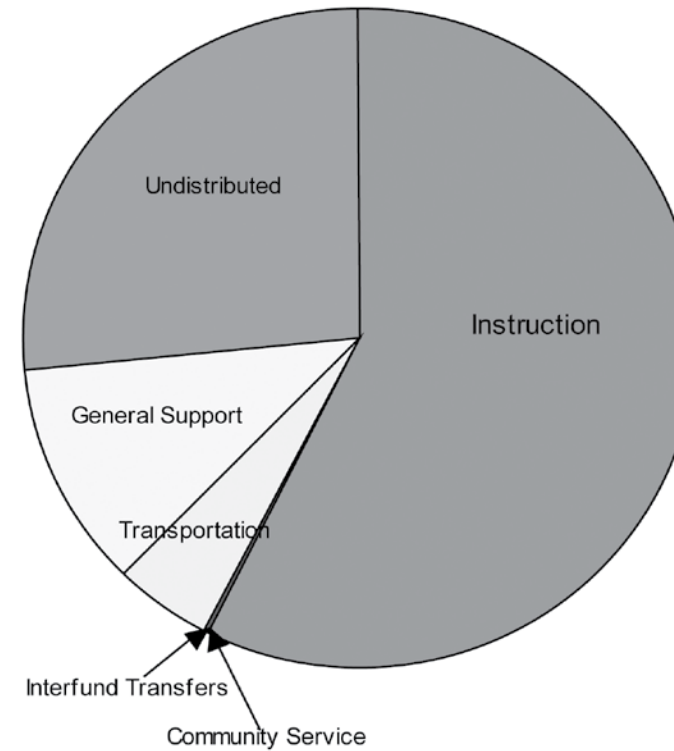
- **Academic Excellence** - More than half of all Elementary students performed in the highly competent range for all core subjects on report cards.
- **Composing Original Songs** - Nancy Bryan, Artist in Residence, facilitated the composing of three original songs that depict the Elementary School experience and spirit.
- **T.V. Free Week** - Students and Faculty members participated in the National Turn-Off Television week April 24-30. On the evening of April 28th students and their families participated in a family fun night at the school.
- **Elementary School Musical** - Third and Fourth grade students performed in the musical Best Little Theater In Town.
- **Community Service** - Students participated in National Day of Caring and other community service projects that support our Come-Unity Center.
- **Reading Incentive Program** - This is our annual program that highlights the benefits of reading and the exploration of various genres.
- **Festival of the Arts** - Students' art work and literary pieces are showcased for students and their families to enjoy.
- **Storytelling Festival** - Ten students participated in the regional story telling festival at Midlakes High School.
- **Big Pumpkin Day** - Channel 13 News covered our annual celebration of fall this year.
- **Learning Fair** - Students participated in this annual event to showcase classroom and individual units of study.

... and much more !

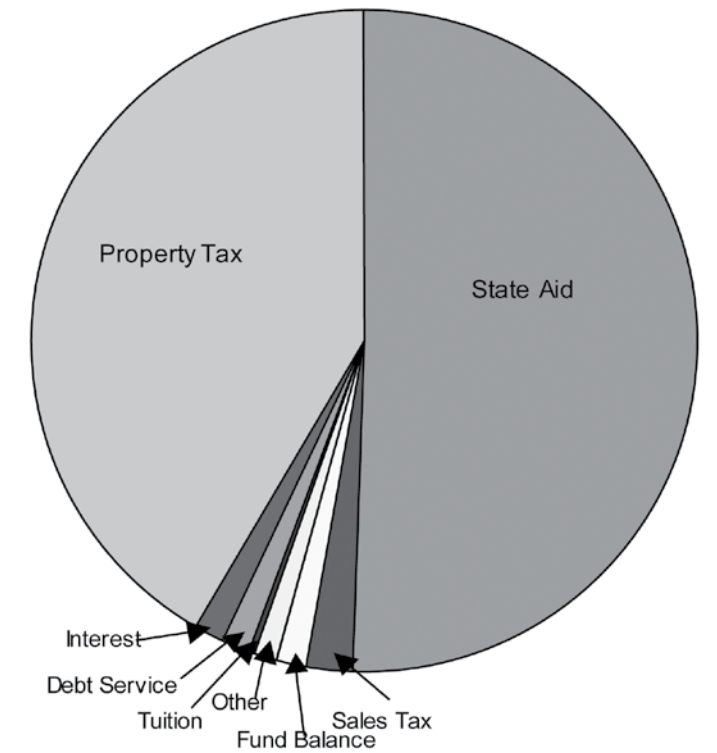


Pictured to left: Superintendent Maria Ehresman with Ruth Lubanik from Expressmart in Williamson, after presenting the School District with a \$500 grant to purchase books for the Elementary School Reading Room.

2006 - 2007
EXPENDITURES
\$18,792,757



2006 - 2007
REVENUES
\$18,792,757



WILLIAMSON CENTRAL SCHOOL 2006-07 BUDGET

WHAT IS THE BOTTOM LINE?

	Budget Adopted for the 2005-06 School Year	Budget Proposed for the 2006-07 School Year
Total Budgeted Amount	\$17,174,303	\$18,792,757
If assessed at 100% of true value, tax rate	\$23.50	\$22.40
Properties in Williamson are not assessed at full value at this time. The percentages (*) reflected below are set by the NYS Office of Real Property Tax Services for each town in New York State each year.		
	<ul style="list-style-type: none"> • 2005-06 assessed at 94%* full value, tax rate was \$25.02 • 2006-07 assessed at 87%* full value, tax rate projected at \$25.75 	
Increase for voter approved (November 2004) building project		\$.54
Increase for 2006-07 budget only		\$.19
Total increase per thousand		\$.73
The Bottom Line: Tax rate increase is		2.91%

Senior High School Highlights



Douglas Lauf
High School Principal

- Academic Excellence including 34 students earning Old English W Awards and more than 43% of the student body achieving Improvement, Merit, Honor, or High Honor Roll during the 1st semester.
- Challenging & enriching curriculum including Advanced Placement Courses in Statistics, English, Calculus, Biology, and Chemistry, as well as a variety of Gemini College Credit Courses.
- Many of our sports teams had great seasons including: the Boys' Varsity Soccer team who made it to the Class B finals for the first time since 1995; the Girls' Volleyball team participated in the Class B finals; Cheerleading squad placed 1st in Wayne County and 3rd in Class C, Section V; the Indoor Track team won the Class D, Section V championship.
- Students participated in Community Service Opportunities including ringing bells for the Salvation Army and donating gifts.
- "Cheaper by the Dozen" and "Guys and Dolls" showcased the dramatic and musical talents of many students. The High School hosted the Jr.-Sr. High Instrumental All-County with many of our students participating.
- Students from the French Club, Spanish Club, and Student Council visited Blossom View Nursing Home to sing Holiday songs
- Mentoring Programs including the Link Crew Freshman Transition Program and the Senior Mentoring Program.
- Students were involved in Leadership and Maximum Potential Workshops, the Snowball Semi-Formal, the Jr.-Sr. Prom, and the Senior Trip to Florida.

... and MUCH MORE!

School District Budget Notice

Overall Budget Proposal

	Budget Adopted for the 2005-06 School Year	Budget Proposed for the 2006-07 School Year	Contingency Budget for the 2006-07 School Year*
Total budgeted amount	\$17,174,303	\$18,792,757	\$18,618,281
Increase/decrease for the 2006-07 school year		\$ 1,618,454	\$ 1,443,978
Percentage increase in each proposed budget		9.42%	8.41%
Change in the consumer price index		3.4%	
Resulting est. property tax levy for the 2006-07 school year		\$ 7,814,139	\$ 7,639,663
Administrative component	\$ 1,855,300	\$ 1,971,840	\$ 1,933,654
Program component	\$13,569,417	\$14,104,304	\$14,005,487
Capital component	\$ 1,749,586	\$ 2,716,613	\$ 2,679,140

* Statement of assumptions made in projecting a contingency budget for the 2006-07 school year, should the proposed budget be defeated.

Should the proposed budget be defeated and the above contingency budget be adopted, the initial cuts as required by law would be eliminating equipment and community use of facilities. Further cuts would be required to conform to spending caps which would come from programs as determined by the Board of Education at the time of adoption.

Middle School Highlights



John E. Fulmer
Middle School Principal

- **Academic Achievement Celebrations** - 55% of fifth graders, 69% of sixth graders, 45% of seventh graders, and 62% of eighth graders earned high achievement during the first two marking periods.
- **Cross Curricular Activities** - Sixth Grade students participated in Medieval Days; seventh Grade classes tapped trees for Maple Sugaring Day; many students assembled projects for the Learning Fair.
- **Social Skills Programs** - Anti-Bullying Program at all grade levels; drug, alcohol and tobacco use prevention unit at eighth grade; Character Education at eighth grade
- **Student Activities and Clubs** - Over 50% of Middle School students are involved in extracurricular clubs or activities
- **Guest Speakers** - Holocaust Survivors; Fire Prevention; Yoga instructor; Revolutionary War Re-enactment; Maple sugaring expert
- **Athletics and Music** - Approximately 400 students are participating in spring sports, chorus and band
- **Active Learning at all Grade Levels** - Seventh grade Science unit involving simulated Crime Scene Investigation; Students Attempting to Produce Syrup (SAPS); Entrepreneurship in Home and Careers; Medieval Days at sixth grade; Middle School Skills Competition
- **Integrated Technology** - Two teachers are using Smartboards at seventh and eighth grade levels; Curriculum instruction using the computer labs
- **Grade Level Team Building** - Fifth and sixth grade to the Rochester Museum and Science Center; seventh grade to the Genesee Country Museum; eighth grade to Creative Themes
- **Upcoming Events** - Travel Club trip to Ottawa, Canada; eighth grade end-of-year celebration; fourth and fifth grade Big Buddy Day

Basic STAR Exemption Impact

Estimated Basic STAR¹ Exemption Savings Based on a Hypothetical Home Within the School District with a Full Value of One Hundred Thousand Dollars (\$100,000)

	Budget Adopted for the 2005-06 School Year	Budget Proposed for the 2006-07 School Year
Basic STAR tax savings	\$ 705	\$ 638
School tax (increase)/decrease	\$ 92	\$ 110
Net Basic STAR tax savings	\$ 797	\$ 748

The annual budget vote for the fiscal year 2006-2007 by the qualified voters of the Williamson Central School District, Wayne County, New York, will be held at the Williamson Middle School, Room 111 on Tuesday, May 16, 2006 between the hours of 1:00 pm and 9:00 pm, prevailing time, at which time the polls will be opened to vote by voting machine.

¹ The basic school tax relief (STAR) exemption is authorized by section 425 of the Real Property Tax Law.