



2015  2016

CHARLOTTE

WOMEN'S BASKETBALL

Quick Facts

General Information

Location	Charlotte, N.C.
Founded	1946
Enrollment	28,062
Nickname	49ers
Colors	Green (PMS 349) and White
Conference	Conference USA
Chancellor	Dr. Philip Dubois
Director of Athletics	Judy Rose
Sr. Associate AD/Senior Woman's Administrator	Kim Whitestone
Faculty Athletics Representative	Dr. Jeffrey Leak
Main Athletics Phone	704.687.4937
Facility	Halton Arena
Capacity	9,105
Press Row Phone	704.687.4999
Number of Seasons	41st in 2015-16
All-Time Record	634-494 (1,128 overall games)

Team Information

2014-15 Overall Record	15-17
2014-15 Conference USA Record	10-8
2014-15 Conference USA Regular-Season Finish	Tie, seventh
2014-15 Conference USA Tournament Result	L, quarterfinals
2014-15 Postseason	none
2015-16 Starters Returning/Lost	2/3
2015-16 Letterwinners Returning/Lost	7/5
2015-16 Newcomers	5

Media Relations Information

Associate AD/Media Relations	Thomas E. Whitestone
Assistant Athletic Media Relations Director/WBB	Travis Woods
Office Phone	704.687.1838
Cell Phone	704.773.4085
Email	travis.woods@uncc.edu
Associate Athletic Media Relations Director	Brent Stastny
Assistant Athletic Media Relations Director	Sean Fox
Media Relations Intern	Caitie Smith
Media Production Coordinator	Joe Proszek
Media Production Assistant	Matt Eastman
Media Production Assistant	Ozzie Hernandez
Main Office Phone	704.687.1022
Office Fax	704.687.4918
Website	Charlotte49ers.com
Facebook	Facebook.com/Charlotte49ers
Twitter	@Charlotte49ers, @CharlotteWBB
Instagram	@theCharlotte49ers
Mailing Address	9201 University City Blvd.
.....	SAC Room 257
.....	Charlotte, NC 28223
Overnight Address	Same

Staff Information

Head Coach	Cara Consuegra
Alma Mater	Iowa, 2001
Year	Fifth
Overall Record	72-53 (.576)
Career Record	72-53 (.576)
Conference Record (A-10 & C-USA)	40-24 (.625)
Office Phone	704.687.4937
Twitter	@cconsuegra
Assistant Coach	Joanne Aluka-White
Alma Mater	Middle Tennessee, 2001
Year	Fourth
Office Phone	704.687.1017
Assistant Coach	Randi Henderson
Alma Mater	Iowa, 2001
Year	First
Office Phone	704.687.1015
Assistant Coach	Nicole Woods
Alma Mater	Belmont Abbey, 2006
Year	Third
Office Phone	704.687.1016
Director of Operations	Jena Jessup
Alma Mater	Kansas, 2012
Year	Second
Office Phone	704.687.1013
Video Coordinator	Eric Besserman
Office Phone	704.687.6164
Graduate Manager	Jai Forney
Strength and Conditioning Coach	Ryan Nosak
Athletic Trainer	Jennifer Winningham
Assistant Academic Director/WBB	Rachel Ramey
Administrative Assistant	Ashley Spriggs-Brown
Team Chaplain	Ken Cross

Media Information

Primary Newspaper	Charlotte Observer/Charlotte, N.C.
Deputy Sports Editor/Colleges	Harry Pickett
Sports Writer/Beat Writer	David Scott
Staff Writer	Steve Lyttle
Executive Editor	Mike Persinger
Radio	Online at Charlotte49ers.com
Radio Play-by-Play	Josh Feldman



Credits:

The 2015-16 Charlotte 49ers women's basketball media guide is a publication of the Charlotte 49ers media relations office. It has been written, edited and designed by Travis Woods. Editorial assistance by Greg Hartlage, David Wolf, Chelsea Lisikatos, Phillip Bryant and Tyler Voigt. Photos by Wade Bruton, Sam Roberts of FreezeFrame photography, Woods, Tim Cowie and Stan Cochrane. Covers created and designed by Old Hat Creative.



1 Quick Facts
2 Table of Contents/Schedule
3 Spirit
4 Halton Arena 20th Season
5 Basketball Facilities
6-7 Facilities
8 Academics
9 Strength
10-11 Media
12 Media Information
14 Rosters
15 Quick ID Chart
16-17 Kira Gordon
18-19 Alexis Alexander
20-21 Ciara Gregory
22-23 Lefty Webster
24-25 Kenya Olley
26-27 Amaya Ransom
28-29 Griffin Dempsey
30-31 Mintrell McKoy
32 Nyilah Jamison-Myers
33 Laia Raventós
34 Grace Hunter
35 Jaida Robinson
36 Dara Pearson
38-39 Cara Consuegra
40 Joanne Aluka-White
41 Randi Henderson
42 Nicole Woods
43 Jena Jessup
44 Jai Forney/Eric Besserman
45 Jennifer Winningham/Ryan Nosak
46 Support Staff
48-50 Notes
51 Conference USA Recap
52 Stats
53 Results
54 Game-by-Game Comparison
55-60 Game-by-Game Box Scores
62 Ball State/College of Charleston
63 Davidson/Elon
64 Georgia State/Mercer
65 Miami (Fla.)/Missouri
66 North Carolina Central/North Carolina State
67 Robert Morris/FIU
68 Florida Atlantic/Louisiana Tech
69 Marshall/Middle Tennessee
70 North Texas/Old Dominion
71 Rice/Southern Miss
72 UAB/UTEP
73 UTSA/WKU
74 Conference USA Championships Bracket
76-77 Postseason Teams
78-79 Individual Honors
80 Coaching Records
81 Freshman Records
82-83 Team Single-Game Records
84-85 Single-Game Records
86-87 Season Records
88-89 Career Records
90-91 1,000-Point Scorers
92-95 Halton Arena Records
96-97 All-Time Stats
98 Letterwinners
99-103 Series Records
104-112 Year-by-Year Results
114-115 The University
116-117 Charlotte
118-119 49er Pride
120 Dr. Philip Dubois
121 Judy Rose
122 Conference USA
123 49ers in the Pros
124 Nike Ad

Nov. 6	Saint Leo (exh.)	7 p.m.
Nov. 13	Ball State	5:30 p.m.
Nov. 15	Robert Morris	4 p.m.
Nov. 19	at Elon	7 p.m.
Nov. 23	Miami (Fla.)	7 p.m.
Nov. 28	vs. Mercer#	3 p.m.
Nov. 29	at Georgia State#	3 p.m.
Dec. 2	North Carolina Central	7 p.m.
Dec. 6	at North Carolina State	2 p.m.
Dec. 8	College of Charleston	7 p.m.
Dec. 20	at Davidson	2 p.m.
Dec. 29	at Missouri	SEC Network+ 6:30 p.m.
Jan. 3	Old Dominion*	Fox Sports Networks 1 p.m.
Jan. 7	Southern Miss*	Noon
Jan. 9	Louisiana Tech*	7 p.m.
Jan. 14	at Middle Tennessee*	7:30 p.m.
Jan. 16	at UAB*	3 p.m.
Jan. 21	at Marshall*	6 p.m.
Jan. 23	at WKU*	3 p.m.
Jan. 28	FIU*	7 p.m.
Jan. 30	Florida Atlantic*	7 p.m.
Feb. 6	at Old Dominion*	4 p.m.
Feb. 11	at Rice*	8 p.m.
Feb. 13	at North Texas*	3 p.m.
Feb. 18	Marshall*	7 p.m.
Feb. 20	WKU*	7 p.m.
Feb. 25	at UTSA*	8 p.m.
Feb. 27	at UTEP*	4:05 p.m.
March 3	Rice*	7 p.m.
March 5	North Texas*	7 p.m.
March 8-12	Conference USA Championships (Birmingham, Ala.)	TBA

- GSU Thanksgiving Classic (Atlanta, Ga.)

* - Conference USA game

(FSN) – Fox Sports Networks

Home games in **bold** played inside Halton Arena


All times Eastern and subject to change



Spirit



HALTON ARENA TURNS 20



**YEAR-BY-YEAR RECORD
INSIDE HALTON ARENA**

1996-97	4-8	Baldwin
1997-98	4-7	Baldwin
1998-99	4-9	Baldwin
1999-2000	3-7	Baldwin
2000-01	8-5	Baldwin
2001-02	8-3	Meier
2002-03	12-0	Meier
2003-04	10-3	Meier
2004-05	12-2	Meier
2005-06	13-2	Butler
2006-07	13-2	Butler
2007-08	12-4	Aston
2008-09	10-5	Aston
2009-10	13-2	Aston
2010-11	13-4	Aston
2011-12	10-4	Consuegra
2012-13	14-4	Consuegra
2013-14	10-4	Consuegra
2014-15	8-6	Consuegra

*All-Time Record inside Halton Arena:
181-81 (.691)*



The 2015-16 season marks the 20th year of on-campus basketball at Halton Arena. Over the last 14 seasons, the 49ers have a 158-45 (.778) record at Halton Arena and have advanced to the postseason 12 times, including two NCAA Tournament appearances as well as the 2011 WNIT Final Four. The 49ers captured the 2009 A-10 Tournament Championship in Halton Arena for the program's first conference tournament title.



The video scoreboard in Halton Arena.

The decided home-court advantage is in large part due to the atmosphere within the arena. In 2012-13, the 49ers set a single-season program record with their 14 victories on the floor and they also played host to three WNIT contests in front of Niner Nation.

The \$26 million James H. Barnhardt Student Activity Center and 9,105-seat Dale F. Halton Arena opened Dec. 2, 1996. A 30,000 square-foot addition, the Milmore-Wallis Athletics and Academic Training Center was completed in 2003 and includes a dedicated weight room, practice gym, video center and academic center for 49ers student-athletes. The new addition also includes offices for men's and women's basketball




The LED ProTables that are on both the press and scorers tables sides of the court.

and volleyball. The video center is used for postgame press conferences for the women's program.

A \$450,000 video scoreboard was installed in Halton Arena in January 2006. LED ProTables were installed on both the scorers and press tables in September 2008.

With a dedicated hardwood floor, strictly for 49ers' men's and women's basketball and volleyball, spacious varsity locker rooms, a three-lane jogging track, four hardwood auxiliary gym floors, a series of hospitality suites, an expansive weight room, rock-climbing wall and aerobics center, students enjoy surroundings unmatched. Also included in the Barnhardt Center is a concession area managed by Chartwells.

Among other events, Halton Arena plays host to high school men's and women's basketball and volleyball championships, concerts and graduation ceremonies.



The 49ers are able to practice in Halton Arena as well as the Charles Hayward Memorial Practice Gym in the Milmore-Wallis Athletic and Academic Center.



Over the past 14 seasons, the 49ers have registered 22, 20 and 13-game home winning streaks. The 49ers captured the 2009 Atlantic 10 Tournament title in Halton Arena and won a program-best 14 on their home floor in 2012-13.

The 49ers Locker Room



The 49ers' locker room is located on the ground level of the SAC, which affords the team easy access to the court and a place to unwind with a large-screen HDTV.



The former 49ers standouts that played professionally are honored with pictures in the locker room.

The locker room underwent an extensive renovation prior to the 2013-14 season with all new graphics.

Facilities



D.L Phillips Sports Complex (1996/2010)
Wells Fargo Field House (1994)




Halton-Wagner
Tennis Complex (2012)



Transamerica Field (1996)



James H. Barnhardt
Student Activity Center &
Dale F. Halton Arena (1996)
Charles Hayward Practice Gym (2002)





Jerry Richardson Stadium
McColl-Richardson Field
Judy W. Rose Football Center

The Charlotte 49ers have added nearly \$100M worth of facilities and facility upgrades over the last 20 years



Irwin Belk Track & Field Complex (1996)



Stubblefield Golf Center Practice Area (2006) and Golf Facility (2010) at Rocky River Golf Club



Robert & Mariam Hayes Stadium (2007)

Academics




Charlotte Student-Athletes set a school record by donating over 2,600 hours of community service to over 80 agencies last years, totalling over 17,000 hours to the community over the last seven combined years.


The Charlotte Athletics Department has eclipsed the 3.0 collective GPA mark for eight straight years




Since the opening of the AAC in 2003, Charlotte has registered 29 Academic All-Americans.



Strength



Miltilmore-Wallis ATAC
Strength Training Suite
(Judy W. Rose Football
Center)



Media



Charlotte Athletics @Charlotte49ers

The OFFICIAL Twitter Page of Charlotte 49ers Athletics. #GoNiners

Charlotte, NC
charlotte49ers.com
Joined December 2008

2,829 Photos and videos

Tweets | **Tweets & replies** | **Photos & videos**

Eric Philips @EPhilips...
Alexa Ashwell @Alexa...
Jonathan McFadden @JonathanMcFadden...
Followed by David Scott an...

Charlotte Athletics reposted
Charlotte IMG @CharlotteIMG · 2h
One more week to #ShareYourSmile in the @RoleOFS #49ersmile contest: bit.ly/Charlotte49ers...

Charlotte Athletics @Charlotte49ers · 3h

Charlotte 49ers Sports & Recreation

NCAA Division I program. Conference USA member. 17 varsity sports. WEAR GREEN and BE PART OF IT!
<http://www.Charlotte49ers.com/>

Apps: Instagram

35k people like this

Invite friends to like this Page

Write something...


Charlotte 49ers created an event
2 hrs · 49ers

VOLLEVBALL VS. FIU
SATURDAY, NOV. 14
7PM


Recent years: 2015, 2014, 2013, 2012, 2011, 2010, 2009, 2008, 2007, 2006, 2005, 2004, 2003, 2002, 2001, 1999, 1998, 1997, 1996, 1995, 1994, 1993, 1992, 1991, 1990

Join us online at
[Twitter.com/Charlotte49ers](https://twitter.com/Charlotte49ers)

[Facebook.com/Charlotte49ers](https://facebook.com/Charlotte49ers)



Check out Charlotte49ers.tv, the internet home for live 49ers action.



Charlotte 49ers.tv subscription service includes:

- live video
- live audio
- highlight packages
- interviews
- features

and at our internet home, www.charlotte49ers.com

MEDIA RELATIONS STAFF



Tom Whitestone
Associate AD/
Media Relations
(Football)



Brent Stastny
Associate Media
Relations Dir.
(MSOC, MBB, MTEN)



Travis Woods
Assistant Media
Relations Dir.
(WSOC, WBB, WTEN)




Sean Fox
Assistant Media
Relations Dir.
(VB, Golf, Baseball)



Caitie Smith
Media Relations
Intern
(XC, T&F, Softball)



Joe Proszek
Media Production
Coordinator



Matt Eastman
Media Production
Intern



Ozzie Hernandez
Media Production
Intern

Media Relations Information

Gameday Working Media

The working press, radio and television area is located at floor level on the south side of Halton Arena. Media will have assigned seats and may file stories from their seats following games.

Credentials

Arrangements for media credentials for the 2015-16 women's basketball season should be directed to the Media Relations office. Requests by accredited media members should be made in writing and submitted on company letterhead to Travis Woods, Assistant Athletic Media Relations Director, at least 24 hours prior to tip-off.

Media accommodations are on a priority basis: daily newspapers, originating radio stations, national electronic media outlets and local and regional TV crews. No credentials will be mailed unless you specifically request such service. Credentials can be picked up at the athletic ticket office on game days.

Access to press row will be granted only to persons with press row passes for that specific game. Spouses, dates, children and other non-workers are not permitted in the working press areas.

Press Row Services

Pregame packets including notes, statistics and game day programs will be available. In-game (via personal laptop), quarter, halftime and final statistics, plus a run-

ning play-by-play and postgame notes and quotes will also be provided.

Postgame Interviews

Both the Charlotte and visiting locker rooms are located on the lower level of Halton Arena. The locker rooms are closed to the media at all times.

Approximately 10 minutes after the game, Charlotte head coach Cara Consuegra and selected 49ers players will be available for interviews by attending media in the video center of the Miltimore-Wallis Training Center.

No live TV shots, except by networks covering the game live, will be allowed before players and Consuegra have fulfilled their usual post-game responsibilities.

On the road, Charlotte will be available after a 10-minute cooling off period and follow the protocol of the home institution.

Internet Guidelines

The acceptance of media credentials is an acknowledgement of Charlotte's rights to the game and play-by-play coverage and an outlet's agreement to abide by any restrictions Charlotte may play on real-time play-by-play coverage and use of comprehensive game statistics.

Failure to abide by these restrictions may result in revocation of press credentials. Charlotte reserves the right to grant approval for distribution of real-time play-by-play, game-related statistics and information through the Internet ("real time" is defined as any online media providing

live, continual play-by-play coverage; in-game statistics; digital photographs; or audio or video of an event).

Photographers

Admittance to courtside is by press pass only. When the clock is running, all photographers must be off the court at least six feet behind the dotted line on the ends. No photographers will be allowed along the sides of the court during game action.

Athletic Media Relations Office

The 49ers Athletic Media Relations office is available for use by the media to file stories or conduct interviews while on campus. It is located on the second floor on the south side of Halton Arena.



Travis Woods, Women's Basketball SID

Office: 704.687.1838
Cell: 704.773.4085
Fax: 704.687.4918
Press Row: 704.687.4999
Email: travis.woods@uncc.edu

CHARLOTTE



WOMEN'S BASKETBALL

2015-16



**NUMERICAL**

No.	Name	Pos.	Ht.	Yr.	Hometown/Previous School
0	Amaya Ransom	G	5-11	So.	Virginia Beach, Va./Landstown HS
1	Ciara Gregory	G	5-7	Jr.	Jeannette, Pa./Jeannette HS
2	Mintrell McKoy	F	6-3	R-Fr.	Fayetteville, N.C./Jack Britt HS
4	Laia Raventós	G	5-7	Fr.	Santa Eulàlia de Riuprimer, Spain/IES Joaquim Blume
11	Griffin Dempsey	G	5-6	So.	Huntington, W.Va./St. Joseph Central Catholic HS
15	Nyilah Jamison-Myers	F	6-3	R-Jr.	Orangeburg, S.C./Clemson/Orangeburg-Wilkinson HS
20	Kira Gordon	F	6-0	Sr.	Kennesaw, Ga./Kennesaw Mountain HS
21	Lefty Webster	G	5-8	Jr.	Norfolk, Va./Norfolk Christian HS
23	Kenya Olley	F	6-3	Jr.	Spartanburg, S.C./Dorman HS
24	Grace Hunter	G	5-9	Fr.	Raleigh, N.C./Athens Drive HS
30	Jaida Robinson	F	6-2	Fr.	Albemarle, N.C./Albemarle HS
32	Alexis Alexander	F	6-1	Sr.	Atlanta, Ga./Alpharetta HS
34	Dara Pearson	F	6-3	Fr.	Hampton, Va./Hampton HS

ALPHABETICAL

No.	Name	Pos.	Ht.	Yr.	Hometown/Previous School
32	Alexis Alexander	F	6-1	Sr.	Atlanta, Ga./Alpharetta HS
11	Griffin Dempsey	G	5-6	So.	Huntington, W.Va./St. Joseph Central Catholic HS
20	Kira Gordon	F	6-0	Sr.	Kennesaw, Ga./Kennesaw Mountain HS
1	Ciara Gregory	G	5-7	Jr.	Jeannette, Pa./Jeannette HS
24	Grace Hunter	G	5-9	Fr.	Raleigh, N.C./Athens Drive HS
15	Nyilah Jamison-Myers	F	6-3	R-Jr.	Orangeburg, S.C./Clemson/Orangeburg-Wilkinson HS
2	Mintrell McKoy	F	6-3	R-Fr.	Fayetteville, N.C./Jack Britt HS
23	Kenya Olley	F	6-3	Jr.	Spartanburg, S.C./Dorman HS
34	Dara Pearson	F	6-3	Fr.	Hampton, Va./Hampton HS
0	Amaya Ransom	G	5-11	So.	Virginia Beach, Va./Landstown HS
4	Laia Raventós	G	5-7	Fr.	Santa Eulàlia de Riuprimer, Spain/IES Joaquim Blume
30	Jaida Robinson	F	6-2	Fr.	Albemarle, N.C./Albemarle HS
21	Lefty Webster	G	5-8	Jr.	Norfolk, Va./Norfolk Christian HS

Head Coach: Cara Consuegra (Iowa, 2001), fifth season

Assistant Coach: Joanne Aluka-White (Middle Tennessee, 2001), fourth season

Assistant Coach: Randi Henderson (Iowa, 2001), first season

Assistant Coach: Nicole Woods (Belmont Abbey, 2006), third season

Director of Operations: Jena Jessup (Kansas, 2012), second season

PRONUNCIATION GUIDE:

Ah-my-uh	AMAYA Ransom
See-air-uh	CIARA Gregory
Lie-uh Rawven-tose (like dose)	LAIA RAVENTÓS
Ny-ee-lah	NYILAH Jamison-Myers
Keer-ah	KIRA Gordon
Ollee (like volley)	KENYA OLLEY
Jay-dah	JAIDA Robinson
Dare-uh	DARA Pearson
Con-sway-grah	CARA CONSUEGRA

By Position

Guards (6)	Forwards (7)
Griffin Dempsey	Alexis Alexander
Ciara Gregory	Kira Gordon
Grace Hunter	Nyilah Jamison-Myers
Amaya Ransom	Mintrell McKoy
Laia Raventós	Kenya Olley
Lefty Webster	Dara Pearson
	Jaida Robinson

By Class

Seniors (2)	Redshirt Junior (1)	Redshirt Freshman (1)
Alexis Alexander	Nyilah Jamison-Myers	Mintrell McKoy
Kira Gordon		
Juniors (3)	Sophomores (2)	Freshmen (4)
Ciara Gregory	Griffin Dempsey	Grace Hunter
Kenya Olley	Amaya Ransom	Dara Pearson
Lefty Webster		Laia Raventós
		Jaida Robinson



0

Amaya Ransom
G • 5-11 • So.
Virginia Beach, Va.
Landstown HS




1

Ciara Gregory
G • 5-7 • Jr.
Jeannette, Pa.
Jeannette HS



2

Mintrell McKoy
F • 6-3 • R-Fr.
Fayetteville, N.C.
Jack Britt HS



4

Laia Raventós
G • 5-7 • Fr.
Santa Eulàlia de Riuprimer, Spain
IES Joaquim Blume




11

Griffin Dempsey
G • 5-6 • So.
Huntington, W.Va.
St. Joseph Central Catholic HS



15

Nyilah Jamison-Myers
F • 6-3 • R-Jr.
Orangeburg, S.C.
Clemson/Orangeburg-Wilkinson HS



20

Kira Gordon
F • 6-0 • Sr.
Kennesaw, Ga.
Kennesaw Mountain HS



21

Lefty Webster
G • 5-8 • Jr.
Norfolk, Va.
Norfolk Christian HS



23

Kenya Olley
F • 6-3 • Jr.
Spartanburg, S.C.
Dorman HS



24

Grace Hunter
G • 5-9 • Fr.
Raleigh, N.C.
Athens Drive HS




30

Jaida Robinson
F • 6-2 • Fr.
Albemarle, N.C.
Albemarle HS



32

Alexis Alexander
F • 6-1 • Sr.
Atlanta, Ga.
Alpharetta HS



34

Dara Pearson
F • 6-3 • Fr.
Hampton, Va.
Hampton HS



HC

Cara Consuegra
Head Coach
Iowa, 2001
Fifth Season




AC

Joanne Aluka-White
Assistant Coach
Middle Tennessee, 2001
Fourth Season



AC

Randi Henderson
Assistant Coach
Iowa, 2001
First Season



AC

Nicole Woods
Assistant Coach
Belmont Abbey, 2006
Third Season



DOBO

Jena Jessup
Director of Operations
Kansas, 2012
Second Season



KIRA GORDON

FORWARD
6-0 // SENIOR

KENNESAW, GEORGIA
KENNESAW MOUNTAIN HS

2014-15: One of two players to start all 32 games ... Was on the floor for a season-best 39 minutes at Rice (Jan. 17) ... Saw action for at least 30 minutes in 19 contests ... Led the squad in rebounding with a career-high 215 boards (6.7 pg) ... Placed third on the team with a career-best 357 points (11.2 pg) ... Tallied double-figure points in 17 games, including 12 regular-season Conference USA tilts and the Conference USA Championships Quarterfinals meeting versus WKU (March 12) ... Recorded double-digit points in four-straight league contests from against No. 25 WKU (Jan. 8) through at Rice (Jan. 17) ... Netted a career-high 21 points at Rice and at Southern Miss (Feb. 21) ... One of three 49ers to score at least 20 at Southern Miss ... Knocked down 6-of-9 field goals and 9-of-10 free throws against the Owls ... Converted 7-of-10 field goals and 7-of-7 charity tosses against the Lady Eagles ... Dropped in a career-best eight field goals against Middle Tennessee (Jan. 24) in a national TV game on the Fox Sports Networks and against Rice (Feb. 28) in the home finale ... Connected on at least one field goal in 31 games ... Attempted a career-high 17 shots against Rice ... Converted her first career 3-pointer at Ball State (Dec. 15) ... Made her only attempt from

behind the arc in three-straight games, against Davidson (Dec. 21), at Utah (Dec. 29) and in the Conference USA opener at Old Dominion (Jan. 4) ... Added triples in back-to-back league contests against UAB (Jan. 22) and Middle Tennessee ... Attempted a career-best three treys against Charleston Southern (Dec. 7) and against No. 25 WKU ... Finished perfect from the charity stripe in eight games ... Registered 6-of-6 at the foul line against Charleston Southern and UTSA in the annual Play4Kay game ... Led the team with five double-doubles, four of which came against league opponents ... Collected her first double-double in the non-conference finale at Utah with 15 points and 10 rebounds ... Added double-doubles against Middle Tennessee with 19 points, 11 rebounds; against UTSA with 18 points, 11 rebounds; against Rice with 18 points, career-high 14 rebounds; and versus WKU with 16 points, 11 rebounds ... Only other double-digit effort on the glass was in the home opener against North Carolina State (Nov. 18) when she grabbed 12 boards ... Tied her career best with five assists at Louisiana Tech (Feb. 19) ... Distributed four assists against Presbyterian (Dec. 18) on Education Day ... Notched a career-high tying two blocked shots versus Wake Forest (Nov. 28) at the Triple Crown Cancun Challenge Mayan Tournament and at Southern Miss ... Swiped a season-best four steals against Old Dominion (Feb. 7) ... Credited with at least one steal in 13-consecutive contests to conclude the season.

2013-14: Started all 30 games in which she played ... First career start was in the season opener against Liberty (Nov. 8) ... Reached the double-digit scoring plateau 18 times, including 10 Conference USA contests ... Poured in a season-best 19 points on 7-of-10 field goals and 5-of-5 free throws at Davidson (Dec. 21) ... Matchup was part of a streak of seven-straight with at least 10 points ... Stretch began with 14 at UNLV (Dec. 1) in the Lady Rebel Round-Up and continued through a league meeting with North Texas (Jan. 11) ... Closed the regular season with four-consecutive double-figure scoring outputs ... Converted 7-of-8 field goals among her 16 points against UCF (Nov. 23) ... Finished with at least a 60.0 field goal percentage in 11 contests ... Tallied her first career double-double with 11 points and 10 rebounds against Furman (Dec. 29) ... Registered another double-double in league play with 12 points and a season-high 13 caroms, including 10 on the defensive boards, against Southern Miss (Feb. 8) in the annual Play4Kay game ... Hauled in 10 boards at FGCU (Nov. 20), against Florida Atlantic (Feb. 19) and in the Conference USA Championships meeting versus Louisiana Tech (March 12) ... Nearly reached the mark with nine in four other games ... Dropped in 8-of-9 free throws, her career-best performance for makes and attempts, against Tulane (Jan. 22) ... Knocked down 100.0 percent of her charity tosses in seven contests ... Dished a career-high five assists tying at Louisiana Tech (Feb. 13) in a matchup televised on the Fox Sports Networks ... Distributed four helpers at FGCU and against Winthrop (Nov. 26) ... Notched a career-best tying two blocked shots at Marshall (Feb. 15) and in the league tournament game versus Louisiana Tech ... Swiped a career-high five steals at UTEP (Jan. 18) ... Played a career-best 42 minutes in the overtime matchup against Tulane ... Saw action for 39 minutes, most in a regulation contest, against Florida Atlantic.

2012-13: Became the first 49ers freshman since Monica League in 2001-02 to play a full season ... Was the lone rookie to see action in all 32 games ... Played a season-best 26 minutes against Colgate (Jan. 6) in the non-conference finale ... Netted a season-high 12 points against Davidson (Dec. 21) on 5-of-7 field goals and 2-of-3 free throws ... Chipped in a pair of 10-point performances, at Rhode Island (Jan. 16) and against Temple (Feb. 6) ... Converted her first five field goal attempts and finished 5-of-6 from the floor in both contests ... Opened the campaign with a nine-game scoring pattern of 2,2,2,4,2,2,4,2 points ... Hauled in a season-best six rebounds against Davidson (March 24) in the WNIT Second Round ... Corralled five boards at St. Bonaventure (Jan. 30) ... Drained both free throw attempts against Stetson (Dec. 8) and at Massachusetts (Feb. 20) ... Knocked down 3-of-4 at the charity stripe against Davidson in the WNIT Second Round ... Handed out a season-high three assists at Massachusetts ... Swiped a season-best three steals against Colgate and against Davidson in the WNIT Second Round ... Blocked two shots to establish a career high at St. Bonaventure and against Temple.

High School: Nominated for the McDonald's All-American game ... Rated as a four-star recruit by ESPN HoopGurlz ... Received honorable mention all-state honors as a senior by the Georgia Sportswriters Association after averaging 17.2 points, 12.2 rebounds, 2.7 steals and two blocks ... Member of the second team all-county squads by the *Atlanta Journal-Constitution*, *Marietta Daily Journal* and the Cobb County Tip-off Club ... Established school records for single-season points, points per game and single game rebounds with 20 during her senior campaign ... Selected to the 5A honorable mention All-Georgia squad as a junior after averaging 14.9 points and 12.1 rebounds ... Picked to the honorable mention All-Cobb County Team following her junior campaign ... Chosen as an Early Season All-Metro Atlanta player by the Atlanta Tip-Off Club ... Garnered All-Cobb County First Team plaudits as a sophomore after averaging 14.1 points and 11.7 rebounds.

Personal: Born Dec. 23, 1993 ... Daughter of Gloria Gordon ... Double majoring in management and marketing.





Superlatives

Points

Career 21 2x, last: at Southern Miss 02.21.15

Rebounds

Career 14 Rice 02.28.15

Field Goals Made

Career 8 2x, last: Rice 02.28.15

Field Goals Attempted

Career 17 Rice 02.28.15

3-Point Field Goals Made

Career 1 7x, last: Middle Tennessee 01.24.15

3-Point Field Goals Attempted

Career 3 2x, last: WKU 01.08.15

Free Throws Made

Career 9 at Rice 01.17.15

Free Throws Attempted

Career 10 at Rice 01.17.15

Assists

Career 5 2x, last: at Louisiana Tech 02.19.15

Blocks

Career 2 6x, last: at Southern Miss 02.21.15

Steals

Career 5 at UTEP 01.18.14

Minutes

Career 42 Tulane 01.22.14

Miscellaneous

Double-digit scoring games Career 38

20-point games 2

10-rebound games 11

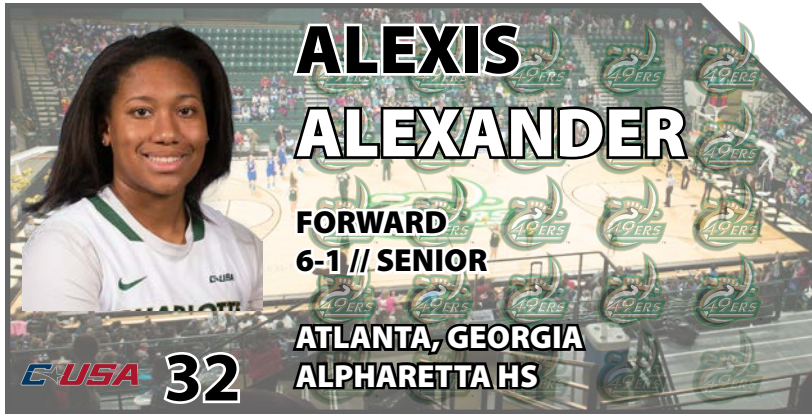
Led CHA in scoring 16

Led CHA in rebounding 27

Double-doubles 7

CAREER STATISTICS

YEAR	GP-GS	Mins.-Avg	FG-FGA	Pct	3FG-FGA	Pct	FT-FTA	Pct	Off-Def--Total	Avg.	PF-FO	Ast	TO	Blk	Stl	Pts.-Avg.
2012-13	32-0	400-12.5	37-67	.552	0-1	.000	13-22	.591	19-42--61	1.9	39-0	11	27	8	15	87-2.7
2013-14	30-30	889-29.6	118-230	.513	0-1	.000	79-104	.760	73-128--201	6.7	90-2	44	62	11	36	315-10.5
2014-15	32-32	970-30.3	132-278	.475	7-23	.304	86-124	.694	88-127--215	6.7	89-3	45	84	21	39	357-11.2
CAREER	94-62	2259-24.0	287-575	.499	7-25	.280	178-250	.712	180-297--477	5.1	218-5	100	173	39	90	759-8.1



ALEXIS ALEXANDER

FORWARD
6-1 // SENIOR

ATLANTA, GEORGIA
ALPHARETTA HS

2014-15: Saw action in 28 games with two starts ... Began the campaign with back-to-back starts at Liberty (Nov. 14) and in the home opener against North Carolina State (Nov. 18) ... Saw action for a season-best 31 minutes against UTEP (Feb. 12) ... Reached the 30-minute mark versus WKU (March 12) in the Conference USA Championships Quarterfinals ... Notched double-figure scoring in 10 games, including six regular-season league contests and both games of the Conference USA Championships ... Netted a career-high 17 points against UTEP, featuring 7-of-9 at the charity stripe ... Poured in 16 points versus Marshall (March 11) in the Conference USA Championships First Round as part of her second double-double of the campaign ... Added a career-best 13 boards against the Thundering Herd ... Tallied her first double-double of the season with 14 points and 11 rebounds at Florida Atlantic (Jan. 29) ... Collected 10 caroms in the regular-season finale at Marshall (March 7) ... Attempted her first career 3-point-er at North Texas (Jan. 15) ... Converted all four of her free throws against Marshall (Jan. 10), a game after hitting all three against No. 25 WKU (Jan. 8) ... Handed out multiple assists at Liberty, at North Texas and against UTEP ... Recorded

two blocked shots against Middle Tennessee (Jan. 24) in a national TV game on the Fox Sports Networks, at FIU (Jan. 31), against UTEP and versus WKU ... Established a career high with three steals against Charleston Southern (Dec. 7) and against North Texas (Feb. 26).

2013-14: Earned a start in four of the 30 games in which she played ... Stepped onto the floor as a member of the opening five for the first time in her career versus Cincinnati (Nov. 30) in the Lady Rebel Round-Up ... Garnered a starting role for the next two games, at UNLV (Dec. 1) and against No. 12/10 South Carolina (Dec. 8) ... Made her final start during the annual Play4Kay game against Southern Miss (Feb. 8) ... Tallied her first career double-double with 13 points and 10 rebounds against Cincinnati ... Poured in a season-best 16 points to go with nine caroms to finish just shy of another at Stetson (Dec. 17) ... Contributed another near double-double with 14 points and eight boards at UNLV, eight points and nine rebounds at Marshall (Feb. 15) and 10 points and eight caroms versus Louisiana Tech (March 12) in the Conference USA Championships ... Knocked down all four of her field goal attempts versus Louisiana Tech ... Chipped in 12 points in the regular-season finale at UAB (March 7) ... Hauled in a season-high 12 rebounds two times in three games, including at Minnesota (Nov. 13) ... Added another dozen against UCF (Nov. 23), including 11 on the defensive glass ... Handed out a career-high three assists at Louisiana Tech (Feb. 13) in the regular-season meeting televised on the Fox Sports Networks ... Blocked a career-best five shots versus Cincinnati ... Tied her previous career high with two steals against Winthrop (Nov. 26) and at East Carolina (Feb. 1) ... Played a career-best 33 minutes versus Cincinnati, her only 30-plus game of the season.

2012-13: Competed in 23 games, including nine regular-season conference contests and a pair of WNIT matchups ... Scored in 20 of the games in which she played ... Netted a season-best eight points by hitting one-half of her eight field goal attempts against Florida State (Dec. 2) in a season-high 19 minutes ... Started a run of tallying at least a point in 15-straight games ... Tallied six points at TCU (Nov. 14), at Massachusetts (Feb. 20) and against Appalachian State (March 21) in the WNIT First Round ... Converted all four of her free throws against the Mountaineers for a season-best performance at the foul line ... Hauled in a season-high tying four rebounds in five non-conference tilts ... Handed out a season-high two assists against Appalachian State ... Recorded a season-best two blocked shots against Coppin State (Jan. 3) ... Swiped two steals at North Carolina A&T (Dec. 18) ... Played double-digit minutes in 10 contests.

High School: Rated as a three-star recruit by HoopGurlz ... Garnered all-state accolades as a senior by the *Atlanta Journal-Constitution* and the Georgia Athletic Coaches Association (GACA) ... Collected three 6-5A all-region honors during her career ... Picked as an All-North Fulton member by the *North Fulton Neighbor* ... Recognized as a Senior North All-Star ... Earned a GACA North vs. South All-Star selection after averaging 14.7 points, 11 rebounds and four blocked as a junior ... Tabbed the Hooch Holiday Classic Tournament Most Outstanding Player as a sophomore ... Finished with averages of 10 points, eight rebounds and three blocked during her sophomore campaign.

Personal: Born March 16, 1994 ... Daughter of Victor and Terri Alexander ... Majoring in psychology.





Superlatives

Points
 Career 17 UTEP 02.12.15

Rebounds
 Career 13 vs. Marshall (C-USA) 03.11.15

Field Goals Made
 Career 7 2x, last: vs. Marshall (C-USA) 03.11.15

Field Goals Attempted
 Career 15 vs. Cincinnati 11.30.13

3-Point Field Goals Made
 Career 0

3-Point Field Goals Attempted
 Career 1 at North Texas 01.15.15

Free Throws Made
 Career 7 UTEP 02.12.15

Free Throws Attempted
 Career 9 UTEP 02.12.15

Assists
 Career 3 at Louisiana Tech 02.13.14

Blocks
 Career 5 vs. Cincinnati 11.30.13

Steals
 Career 3 2x, last: North Texas 02.26.15

Minutes
 Career 33 vs. Cincinnati 11.30.13

Miscellaneous	Career
Double-digit scoring games	15
20-point games	0
10-rebound games	6
Led CHA in scoring	4
Led CHA in rebounding	15
Double-doubles	3

CAREER STATISTICS

YEAR	GP-GS	Mins.-Avg	FG-FGA	Pct	3FG-FGA	Pct	FT-FTA	Pct	Off-Def--Total	Avg.	PF-FO	Ast	TO	Blk	Stl	Pts.-Avg.
2012-13	23-0	212-9.2	33-72	.458	0-0	.000	11-19	.579	16-30--46	2.0	31-0	3	20	5	7	77-3.3
2013-14	30-4	532-17.7	69-158	.437	0-0	.000	38-52	.731	65-103--168	5.6	72-3	10	56	25	10	176-5.9
2014-15	28-2	503-18.0	92-175	.526	0-1	.000	33-44	.750	46-87--133	4.8	72-0	14	51	15	21	217-7.8
CAREER	81-6	1247-15.4	194-395	.491	0-1	.000	82-115	.713	127-220--337	4.2	175-3	27	129	45	38	470-5.8



CIARA GREGORY

GUARD
5-7 // JUNIOR

JEANNETTE, PENNSYLVANIA
JEANNETTE HS

... ralled a career-best six rebounds against North Texas ... Grabbed five caroms two days later against Rice (Feb. 28) in the home finale ... Distributed a career-high three assists against Presbyterian and at Louisiana Tech ... Registered three of her four blocked shots in non-conference action, including back-to-back games versus Princeton (Nov. 29) at the Triple Crown Cancun Challenge Mayan Tournament and at No. 1/2 South Carolina (Dec. 4) on the SEC Network ... Credited with a career-best three steals versus Montana, against Davidson and at Louisiana Tech.

2013-14: Played in 27 games, including 14 regular-season conference matchups, the Conference USA Championships contest versus Louisiana Tech (March 12) and the WNIT tilt at St. Bonaventure (March 21) ... Tallied a career-best 14 points in the regular-season meeting at Louisiana Tech (Feb. 13) in game televised on the Fox Sports Networks ... Fired 4-of-8 from behind the 3-point arc among her 5-of-10 field goals in only 15 minutes against the Lady Techsters ... Hit her first three trifectas from the same spot, earning her the label of the team's first half "X-factor" on the TV broadcast ... Topped the double-digit scoring plateau for the first time in her career with another four triples made at Davidson (Dec. 21) ... Buried an NBA-range trey against the Wildcats ... Capped the home slate with 11 points, featuring three 3-pointers, against Marshall (March 1) ... Nearly had another double-figure scoring game with nine at Marshall (Feb. 15), while grabbing a season-high four rebounds and handing out a season-best two assists against the Thundering Herd ... Connected on her only shot, a 3-pointer, just 16 seconds into game action against No. 12/10 South Carolina (Dec. 8) ... Hauled in three boards against UNC Wilmington (Jan. 3) on Education Day and against Florida Atlantic (Feb. 19) ... Registered a blocked shot in the season opener, in her collegiate debut, against Liberty (Nov. 8) and against Florida Atlantic ... Swiped four steals during the campaign, including one at St. Bonaventure ... Played double-digit minutes eight times, including a season-high 16 against Marshall ... Saw action for at least 10 minutes in three-straight league meetings, at Louisiana Tech, at Marshall and against Florida Atlantic.

High School: Named a 2013 *Parade* All-American ... One of 40 on the prestigious national list and believed to be just the third in program history ... Selected as the state 2A player of the year as a senior ... Received 2013 player of the year accolades from the Pittsburgh *Tribune-Review* and Pittsburgh *Post-Gazette* ... Named as an all-state first team honoree by the Pennsylvania Sports Writers Association following her senior year ... Led Western Pennsylvania in scoring for the second-straight season with 30.4 ppg ... One of 31 players since 1985 to average 30.0 ppg or more in the Western Pennsylvania Interscholastic Athletic League (WPIAL) ... Joined the 2,000-point club with a school-record 2,130 ... Listed as the ninth-leading scorer in the country in 2012-13 ... Voted the Westmoreland County Player of the Year as a senior ... Averaged 34.3 ppg in her team's three playoff games ... Named MVP at the 2013 Char-Valley All-Star Game ... Added another MVP plaudit from the West squad at the 2013 Roundball Classic All-Star Game after leading her team with 14 points ... Honored as the Feb. 15, 2013, U.S. Air Force High Flyer of the Week after a triple-double against Derry HS ... Chosen as the Feb. 21, 2013, WTAE/Clearview Federal Credit Union Student-Athlete of the Week ... Garnered MSA Sports Network Player of the Year and All-Netters First Team accolades after her senior campaign ... Averaged 27.0 points, 6.0 rebounds, 5.0 steals and 4.8 assists per game as a junior, including a 50-point game featuring a 50-footer at the halftime buzzer ... Picked as the 2012 Greensburg *Tribune-Review* Player of the Year and to the newspaper's Terrific 10 list after each of her last three seasons ... Selected as the *Post-Gazette* Female High School Athlete of the Week for December 14, 2011, and March 29, 2012 ... Chosen as one of the *Post-Gazette's* Fabulous 5 ... Garnered a 2012-13 Preseason Player of the Year plaudit from the Pittsburgh *Tribune-Review* ... Tallied her 1,000th career point before the halfway mark of her junior year ... Ranked as high as No. 4 in her class on the Greater Pittsburgh Top 25 chart by the Pittsburgh Basketball Report ... Helped guide her high school team to the 2010 WPIAL crown with a 25-3 record and 2011 runner-up result ... Converted several key free throws late to clinch the title as part of her team-high 14 points, including the final seven in a three-point win over Seton-LaSalle HS ... Led the WPIAL with her scoring average as a junior and ranked second in the state ... Tabbed to the 2A all-state third team by the Pennsylvania sports writers after her sophomore campaign ... Named to the 2011 Franklin Regional all-tournament team ... Averaged 19.0 points per game as a sophomore and 14.0 points per game as a freshman ... Member of the AAU squad that won the 2011 U15 national championship.

Personal: Born Nov. 17, 1994 ... Daughter of Terry and Christy Gregory ... Majoring in psychology.

2014-15: One of five players to see action in all 32 games ... Earned her first three career starts ... Member of the opening five at Ball State (Dec. 15), against Presbyterian (Dec. 18) on Education Day and in Conference USA action at Louisiana Tech (Feb. 19) ... Was on the floor for a career-best 29 minutes against the Lady Techsters ... Played at least 20 minutes in each outing of a four-game stretch from against Charleston Southern (Dec. 7) through against Davidson (Dec. 21) ... Tallied a season-high 13 points, including three 3-pointers, versus Wake Forest (Nov. 28) at the Triple Crown Cancun Challenge Mayan Tournament ... Opened the event with 10 points versus Montana (Nov. 27) ... Registered 10 points in three contests against league foes, against UTEP (Feb. 12), at Louisiana Tech and against North Texas (Feb. 26) ... Buried three triples against Middle Tennessee (Jan. 24) in a national TV game on the Fox Sports Networks ... Attempted a career-best 15 field goals, including a career-high nine from behind the arc, at Ball State ... Dropped in 6-of-6 free throws against UTSA (Feb. 12) in the annual Play4Kay game before adding 4-of-4 in the next outing at Louisiana Tech ... Cor-





Superlatives

Points

Career 14 at Louisiana Tech 02.13.14

Rebounds

Career 6 North Texas 02.26.15

Field Goals Made

Career 5 at Louisiana Tech 02.13.14

Field Goals Attempted

Career 15 at Ball State 12.15.14

3-Point Field Goals Made

Career 4 2x, last: at Louisiana Tech 02.13.14

3-Point Field Goals Attempted

Career 9 at Ball State 12.15.14

Free Throws Made

Career 6 UTSA 02.14.15

Free Throws Attempted

Career 6 UTSA 02.14.15

Assists

Career 3 2x, last: at Louisiana Tech 02.19.15

Blocks

Career 1 6x, last: WKU 01.08.15

Steals

Career 3 3x, last: at Louisiana Tech 02.19.15

Minutes

Career 29 at Louisiana Tech 02.19.15

Miscellaneous

Career

Double-digit scoring games	8
20-point games	0
10-rebound games	0
Led CHA in scoring	1
Led CHA in rebounding	0
Double-doubles	0

CAREER STATISTICS

YEAR	GP-GS	Mins.-Avg	FG-FGA	Pct	3FG-FGA	Pct	FT-FTA	Pct	Off-Def--Total	Avg.	PF-FO	Ast	TO	Blk	Stl	Pts.-Avg.
2013-14	27-0	215-8.0	34-112	.304	22-80	.275	2-5	.400	11-18--29	1.1	21-0	7	17	2	4	92-3.4
2014-15	32-3	457-14.3	55-189	.291	40-125	.320	25-31	.806	14-46--60	1.9	34-0	25	38	4	24	175-5.5
CAREER	59-3	662-11.2	89-301	.296	62-205	.302	27-36	.750	25-64--89	1.5	55-0	32	55	6	28	267-4.5



2014-15: Garnered All-Conference USA Second Team accolades ... Selected to the North Carolina Sports Information Directors Association (NCCSIA) All-State Second Team ... Earned a starting role in all 31 games in which she played ... Concluded the campaign as the team's leading scorer with 434 points (14.0 pg), while topping the squad in several other categories ... Played the full 40 minutes for the first time in her career at Ball State (Dec. 15) and matched it at Southern Miss (Feb. 21) ... Reached the 20-point plateau six times, including four in league action ... Netted a career-best 25 points, including her best performance at the foul line (11-of-17), at North Texas (Jan. 15) ... Posted 24 points at Southern Miss and at WKU (March 5), featuring a career-high 10 field goals made in each tilt ... One of three 49ers to score at least 20 against the Lady Eagles ... Started the season with 21 points at Liberty (Nov. 14) in the come-from-behind win ... Added a 21-point showing in her return to Norfolk in the Conference USA opener at Old Dominion (Jan. 4) ... Contributed 20 points at Ball State ... Shared game-high scoring honors with 17 points at No. 1/2 South Carolina (Dec. 4) on the SEC Network ... Closed the campaign with double-digit points in her last 10

contests ... Attempted a career-best 21 shots at WKU ... Drained a career-high four 3-pointers versus Marshall (March 11) in the Conference USA Championships First Round ... Connected on all three of her shots from 3-point territory against Marshall (Jan. 10) ... Tallied three 3-pointers at Liberty, at Ball State and at Old Dominion ... Finished with a perfect showing at the charity stripe in 13 games, including seven against league foes ... Dropped in 8-of-9 free throws against UTEP (Feb. 12) ... Registered her only double-double of the campaign, and second of her career, at Florida Atlantic (Jan. 29) with 13 points and 10 rebounds ... Both of her career double-doubles to-date have come against the Owls ... Collected double-digit boards with a season-best 11 against No. 25 WKU (Jan. 8) ... Hauled in at least one carom in every game in which she played ... Tallied nine rebounds in three league contests, against Middle Tennessee (Jan. 24) in a national TV game on the Fox Sports Networks, at Southern Miss and in the regular-season finale at Marshall (March 7) ... Corralled seven of her nine caroms against the Blue Raiders on the offensive glass ... Distributed a career-high seven assists against No. 25 WKU and versus Marshall (March 11) with just one turnover in each contest ... Handed out six assists against Davidson (Dec. 21), at Rice (Jan. 17) and against Old Dominion (Feb. 7) ... Posted a season-best three blocked shots against UTEP ... Had multi-block efforts against No. 25 WKU and at WKU ... Ended the campaign with at least one steal in 28 tilts ... Tallied a career-high tying five steals in three games, at Liberty, versus Wake Forest (Nov. 28) at the Triple Crown Cancun Challenge Mayan Tournament and against Marshall.

2013-14: Named to the All-Conference USA Freshman Team ... Became the fifth player in program history to receive the honor during the school's Conference USA history ... Started one game while playing in all 31, becoming the second freshman (Kira Gordon) in as many years to not miss a contest as a rookie ... Earned her lone start against Rice (Jan. 25) ... Tallied double-figure points in 13 games, including nine against league opponents ... Poured in a season-high 18 points on 8-of-14 field goals against Florida Atlantic (Feb. 19) ... Chipped in 13 rebounds against the Owls for her first career double-double ... Nearly equaled the mark with 17 on 7-of-8 field goals against FIU (Feb. 26) in only 22 minutes ... Topped the double-digit scoring barrier for the first time in her road debut at Kansas State (Nov. 10) ... Capped the regular season with back-to-back double-figure scoring performances of 11 and 13 points, respectively, at Tulsa (March 5) and at UAB (March 7) ... Hit a season-best two 3-pointers in six outings, including making both of her attempts at Stetson (Dec. 17), against Old Dominion (Jan. 8) in the Conference USA opener, at UTSA (Jan. 15) and against FIU ... Drained a halfcourt buzzer-beater at the end of regulation at Stetson ... Forced overtime with a late 3-pointer with under 20 seconds remaining against Tulane (Jan. 22) ... Finished as the team's top free-throw shooter, ranking among the league leaders, with an 86.1 conversion rate on 68-of-79 ... Nailed all six of her charity tosses against Rice and at UAB ... Opened her career by making her first 13 attempts at the line before missing her final attempt at Minnesota (Nov. 13) ... Ended the campaign by knocking down her last 11 free throws ... Had a career-long stretch of 17-straight which started with her final two attempts at UTEP (Jan. 18) and continued through her first make at Marshall (Feb. 15) ... Posted the team's first "quad nickel" of the season at Davidson (Dec. 21) with at least four in five different statistical categories (points, rebounds, assists and steals) ... Collected 10 rebounds in three other games besides her season-high effort ... Reached the mark against Rice, against Marshall (March 1) in the regular-season finale and versus Louisiana Tech (March 12) in the Conference USA Championships ... Shared game-best honors with her 10 caroms versus the Lady Techsters ... Handed out a season-high five assists at Davidson ... Tallied a career-best four blocked shots against Florida Atlantic ... Swiped a career-high tying five steals at Davidson ... Added four steals in games against Old Dominion and Rice ... Played a season-best 34 minutes against Florida Atlantic.



High School: Named to the National Christian School Athletic Association's Large School Division All-American First Team ... Tabbed to the NCSAA's Northeast Super Region team all four years ... Garnered All-Virginia Independent Schools Athletic Association (VISAA) Division II First Team plaudits ... Picked as an All-Tidewater Conference of Independent Schools (TCIS) First Team member ... Netted over 2,000 career points ... Averaged 19.3 points, 8.3 rebounds and 5.3 assists per game in her final campaign ... Led school to the VISAA Division II state crown ... Scored 15 points, grabbed eight rebounds and added six steals in the championship ... Earned 2012 Tidewater Conference of Independent Schools (TCIS) co-Player of the Year honors and an all-conference first team nod ... Selected to the Division II Virginia Independent Schools Girls' Basketball Association All-State Second Team ... Received 2011 and 2012 NCSAA Second Team All-American recognition ... Named to the *Virginian-Pilot's* All-Tidewater Second Team after a junior campaign in which she averaged 19.4 points, 8.5 rebounds, 4.7 steals and 4.4 assists ... Collected 2012 TCIS Tournament MVP plaudits ... Earned a spot on the 2011 All-TCIS squad ... Listed among the *Real Basketball Report's* District of Columbia/Maryland/Virginia/West Virginia Top-25 Region rankings ... Registered 18.9 points per game and picked up Virginia Independent Schools' all-tournament team recognition as a sophomore ... Also competed in track ... Placed second in the conference in the 400m and 4x400m relay.

Personal: Born March 22, 1994 ... First name is Danielle ... Daughter of Lynette Webster ... Majoring in psychology.



Superlatives

Points

Career 25 at North Texas 01.15.15

Rebounds

Career 13 Florida Atlantic 02.19.14

Field Goals Made

Career 10 2x, last: at WKU 03.05.15

Field Goals Attempted

Career 21 at WKU 03.05.15

3-Point Field Goals Made

Career 4 vs. Marshall (C-USA) 03.11.15

3-Point Field Goals Attempted

Career 8 2x, last: vs. Marshall (C-USA) 03.11.15

Free Throws Made

Career 11 at North Texas 01.15.15

Free Throws Attempted

Career 17 at North Texas 01.15.15

Assists

Career 7 2x, last: vs. Marshall (C-USA) 03.11.15

Blocks

Career 4 Florida Atlantic 02.19.14

Steals

Career 5 4x, last: Marshall 01.10.15

Minutes

Career 40 2x, last: at Southern Miss 02.21.15

Miscellaneous

	Career
Double-digit scoring games	38
20-point games	6
10-rebound games	6
Led CHA in scoring	14
Led CHA in rebounding	12
Double-doubles	2

CAREER STATISTICS

YEAR	GP-GS	Mins.-Avg	FG-FGA	Pct	3FG-FGA	Pct	FT-FTA	Pct	Off-Def--Total	Avg.	PF-FO	Ast	TO	Blk	Stl	Pts.-Avg.
2013-14	31-1	649-20.9	73-196	.372	16-55	.291	68-79	.861	48-101--149	4.8	62-1	44	54	16	39	230-7.4
2014-15	31-31	979-31.6	161-374	.430	38-110	.345	74-97	.763	74-106--180	5.8	69-0	104	81	15	64	434-14.0
CAREER	62-32	1628-26.3	234-570	.411	54-165	.327	142-176	.807	122-207--329	5.3	129-1	148	135	31	103	664-10.7



KENYA OLLEY

FORWARD
6-3 // JUNIOR

SPARTANBURG, SOUTH CAROLINA
DORMAN HS

2014-15: Saw action in all 32 games with one start ... Garnered her first career start against No. 25 WKU (Jan. 8) ... Tallied a career-best 14 points at Louisiana Tech (Feb. 19) in a career-high 30 minutes ... Knocked down 7-of-11 field goals, both career bests, against the Lady Techsters ... Registered her only other double-digit scoring performance with 10 points in her start against the Lady Toppers ... Nearly had a triple-double with nine points, a career-high tying nine rebounds and eight blocked shots against North Texas (Feb. 26) ... Set a Halton Arena record with her eight blocks against the Mean Green ... Equaled her previous career best with nine boards against Davidson (Dec. 21) ... Led the team with 19 rebounds in the three contests played at the Triple Crown Cancun Challenge Mayan Tournament ... Attempted her first career 3-pointer at No. 1/2 South Carolina (Dec. 4) on the SEC Network ... Dropped in all four of her free throws against No. 25 WKU ... Added perfect efforts at the charity stripe against UTSA (Feb. 14) during the annual Play4Kay game and against Rice (Feb. 28) in the home finale ... Distributed two assists in back-to-back league contests at Louisiana Tech and

at Southern Miss (Feb. 21) ... Topped the squad with 40 blocked shots ... Blocked at least one shot in seven-straight non-conference outings, from three versus Wake Forest (Nov. 28) at the Triple Crown Cancun Challenge Mayan Tournament through three against Davidson ... Rejected three attempts at Ball State (Dec. 15) during the stretch ... Credited with a career-high three steals versus Wake Forest ... Notched multi-steal performances at Liberty (Nov. 14) in the season opener, versus Montana (Nov. 27) at the Triple Crown Cancun Challenge Mayan Tournament and at Louisiana Tech.

2013-14: Played in 16 games after making her debut at the Lady Rebel Round-Up versus Cincinnati (Nov. 30) ... Marked a run of eight consecutive contests in which she played, through the Conference USA opener against Old Dominion (Jan. 8) ... Stepped onto the floor for the final four games of the season, including the Conference USA Championships matchup versus Louisiana Tech (March 12) and the WNIT First Round meeting at St. Bonaventure (March 21) ... Played a season-high 18 minutes at UNLV (Dec. 1) in its home tournament ... Put together her best overall performance against the Lady Rebels, hitting 4-of-7 field goals for nine points and grabbing six rebounds ... Matched her season-best scoring effort with nine against Southern Miss (Feb. 8) on 3-of-5 field goals and 3-of-3 free throws during the annual Play4Kay game ... Scored at least one basket in each of the last four outings ... Nearly equaled her season high with five rebounds at St. Bonaventure, including four on the defensive glass ... Collected four caroms at Tulsa (March 5) ... Handed out her lone assist at St. Bonaventure ... Posted two blocked shots against Southern Miss and at UAB (March 7) in the regular-season finale ... Swiped a steal against Old Dominion and at St. Bonaventure.

High School: Garnered a No. 62 position rank and 86 scouts grade by ESPN HoopGurlz...Nominated for the McDonald's All-American game ... Garnered all-state and all-region plaudits as a senior ... Awarded as the 2013 player of the year by the Spartanburg *Herald-Journal* ... Played just 10 games due to injury but still averaged a double-double of 13 points, 10 rebounds and three blocks during her final season ... Netted 16 points and grabbed 14 rebounds in 2013 state championship as team finished as 4A runner-up to Dutch Fork HS ... Named the *Herald-Journal's* Feb. 1, 2013, Player of the Week ... Selected to compete in the Carolinas All-Star Classic and Spartanburg vs. Greenville FCA All-Star Game as a senior ... Tabbed an all-state first team by the South Carolina Basketball Coaches Association and Region II 4A all-state honoree as a junior ... Chosen to the 2012 all-state squad by the High School Sports Report-South Carolina High School League ... Averaged 13.6 points, 7.2 rebounds and 2.9 blocks with an 80.0 free-throw percentage in 2011-12 ... Led her high school to the Upper State finals as a junior with a 24-3 record ... Netted 24 of her team's 46 points in the championship against Dutch Fork HS ... Effort capped a state playoff run which saw her increase her averages to 19 points, 11 rebounds and four blocks over a four-game stretch ... Named to the 2012 Spartanburg *Herald-Journal's* All-Area First Team and to the All-Region II 4A Team ... Earned a region Player of the Week honor in December 2011 ... Finished with a team-leading 70.0 3-point field goal percentage as a junior ... Ranked among the Top 20 players for the Carolinas on the Queen City Hoops Report ... Listed in the South Carolina Players to Watch by the Southern Hoops Girls Basketball Report ... Selected to the 2011 Upward Classic all-tournament team ... Registered averages of 6.6 points, 5.1 rebounds and 3.5 blocks per game as a sophomore ... Member of the 2012 Homecoming Court.

Personal: Born May 4, 1995 ... Daughter of George and Edith Olley ... Majoring in psychology.





Superlatives

Points
 Career 14 at Louisiana Tech 02.19.15

Rebounds
 Career 9 2x, last: North Texas 02.26.15

Field Goals Made
 Career 7 at Louisiana Tech 02.19.15

Field Goals Attempted
 Career 11 at Louisiana Tech 02.19.15

3-Point Field Goals Made
 Career 0

3-Point Field Goals Attempted
 Career 1 at South Carolina 12.04.14

Free Throws Made
 Career 4 WKU 01.08.15

Free Throws Attempted
 Career 4 WKU 01.08.15

Assists
 Career 2 2x, last: at Southern Miss 02.21.15

Blocks
 Career 8 North Texas 02.26.15

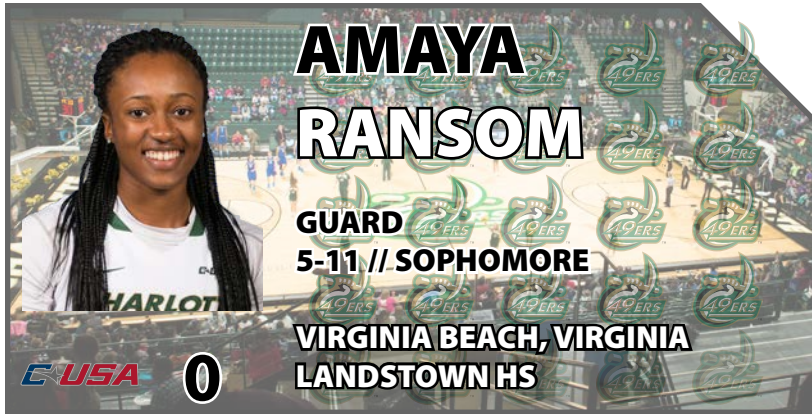
Steals
 Career 3 vs. Wake Forest (Cancun) 11.28.14

Minutes
 Career 30 at Louisiana Tech 02.19.15

Miscellaneous	Career
Double-digit scoring games	2
20-point games	0
10-rebound games	0
Led CHA in scoring	0
Led CHA in rebounding	5
Double-doubles	0

CAREER STATISTICS

YEAR	GP-GS	Mins.-Avg	FG-FGA	Pct	3FG-FGA	Pct	FT-FTA	Pct	Off-Def--Total	Avg.	PF-FO	Ast	TO	Blk	Stl	Pts.-Avg.
2013-14	16-0	107-6.7	19-33	.576	0-0	.000	4-6	.667	5-22--27	1.7	7-0	1	7	6	2	42-2.6
2014-15	32-1	414-12.9	51-121	.421	0-1	.000	10-20	.500	32-69--101	3.2	37-0	8	36	40	14	112-3.5
CAREER	48-1	521-10.9	70-154	.455	0-1	.000	14-26	.538	37-91--128	2.7	44-0	9	43	46	16	154-3.2



2014-15: Named the Nov. 17 Conference USA Freshman of the Week ... Became the first player in program history to earn C-USA Freshman of the Week honors ... Played in 25 games, including 14 regular-season league contests and the Conference USA Championships First Round matchup versus Marshall (March 11) ... Played a career-high 22 minutes on Education Day against Presbyterian (Dec. 18) to start a stretch of three-straight 20-plus minutes performances ... Topped the 20-minute plateau one time in league play, at Louisiana Tech (Feb. 19) ... Started career by hitting 5-of-5 field goals, including 4-of-4 from behind the 3-point arc, in come-from-behind victory in season opener at Liberty (Nov. 14) to earn weekly accolade ... Effort was her only double-digit scoring effort of the campaign as next highest total was seven points against Charleston Southern (Dec. 7) ... Scored at

least two points in her first five appearances and 10 of her first 11 contests ... Grabbed a career-high three rebounds versus Princeton (Nov. 29) at the Triple Crown Cancun Challenge Mayan Tournament and in league play against UTSA (Feb. 14) in the annual Play4Kay game ... Tallied perfect showings at the free-throw line against Elon (Nov. 21), Charleston Southern, at Ball State (Dec. 15) and against North Texas (Feb. 26) ... Distributed a career-best four assists at Liberty and against Davidson (Dec. 21) ... Registered her blocked shots against Presbyterian and against UTSA ... Swiped a steal in nine different games, including four in conference action.

High School: Chosen as an all-star team member at the Fifth Annual U.S. Junior Nationals Premier Invitational ... Garnered All-Tidewater Conference First Team accolades as a senior after averaging nine points and 4.5 rebounds per game ... Led her high school squad with 31 3-pointers made and 28 blocked shots ... Named to the All-Beach District First Team and an Honorable Mention All-Tidewater Conference pick after averaging 11.7 points and 3.2 rebounds as a junior ... Picked as a 2012 Boo Williams Christmas Classic top player ... Recorded averages of 9.2 points and 3.7 rebounds during her sophomore campaign.

Personal: Born April 8, 1996 ... Daughter of Al Ransom and Angela Gardner ... Majoring in pre-business.





Superlatives

Points
 Career 14 at Liberty 11.14.14

Rebounds
 Career 3 2x, last: UTSA 02.14.15

Field Goals Made
 Career 5 at Liberty 11.14.14

Field Goals Attempted
 Career 8 at Old Dominion 01.04.15

3-Point Field Goals Made
 Career 4 at Liberty 11.14.14

3-Point Field Goals Attempted
 Career 4 2x, last: at Old Dominion 01.04.15

Free Throws Made
 Career 2 4x, last: North Texas 02.26.15

Free Throws Attempted
 Career 2 4x, last: North Texas 02.26.15

Assists
 Career 4 2x, last: Davidson 12.21.14

Blocks
 Career 1 Presbyterian 12.18.14

Steals
 Career 1 9x, last: UTSA 02.14.15

Minutes
 Career 22 Presbyterian 12.18.14

Miscellaneous	Career
Double-digit scoring games	1
20-point games	0
10-rebound games	0
Led CHA in scoring	0
Led CHA in rebounding	0
Double-doubles	0

CAREER STATISTICS

YEAR	GP-GS	Mins.-Avg	FG-FGA	Pct	3FG-FGA	Pct	FT-FTA	Pct	Off-Def--Total	Avg.	PF-FO	Ast	TO	Blk	Stl	Pts.-Avg.
2014-15	25-0	252-10.1	19-57	.333	8-27	.296	8-10	.800	9-9--18	0.7	12-0	23	16	2	9	54-2.2
CAREER	25-0	252-10.1	19-57	.333	8-27	.296	8-10	.800	9-9--18	0.7	12-0	23	16	2	9	54-2.2




2014-15: Led the freshmen with 29 games played, including 15 regular-season Conference USA outings and both contests of the Conference USA Championships ... Played a career-high 25 minutes against Charleston Southern (Dec. 7) ... Reached the 20-minute mark against Davidson (Dec. 21) ... Stepped onto the floor for 16 minutes at FIU (Jan. 31), her most in league play ... Scored a career-high nine points on a near-perfect performance against Davidson ... Dropped in both of her field goals from behind the 3-point arc, her only multi-triple effort, and 3-of-4 free throws against the Wildcats ... Netted eight points against Elon (Nov. 21) in which she finished a career-best 4-of-6 from the field ... Posted five points versus WKU (March 12) in the Conference USA Championships Quarterfinals for her most against a conference foe ... Drained a 3-pointer in the regular-season finale at

Marshall (March 7) in her return to her hometown ... Hauled in a career-high four rebounds against Charleston Southern ... Picked up three boards against Marshall (Jan. 10), against North Texas (Feb. 26) and versus WKU ... Handed out a career-best six assists against Charleston Southern ... Distributed five assists in her debut at Liberty (Nov. 14) in the season opener ... Dished four assists at FIU and versus Marshall (March 11) in the Conference USA Championships First Round ... Swiped a career-high two steals against Charleston Southern and against Davidson.

High School: Graded as high as 90 by ESPN ... Listed as high as the No. 24 best point guard nationally ... Nominated for the McDonald's All-American Game ... Participated in the Elite Basketball Academy Super 64 Camp ... Earned 2011-12, 2012-13 and 2013-14 All-West Virginia First Team honors by the West Virginia Sports Writers Association ... Tabbed to the 2013 all-state tournament squad after setting a state class record with seven triples among her team-best 26 points in the championship game ... Tied her mark of seven treys in 2014 on her way to her fourth-consecutive all-state tournament team plaudit ... Set the school single-game scoring record with 52 points on 20-of-24 field goals, including 12-of-15 3-pointers, against Charleston Catholic HS (W.Va.) Jan. 12, 2012 ... Tied the previous school mark of 34 points by halftime and netted 21-straight points during a 3:30 stretch ... Named the March 4, 2013, WCHS-8 TV Scholar-Athlete of the Week ... Smashed Ivory Latta's record with seven 3-pointers made at the 2014 Myrtle Beach Ball Classic against Heathwood Hall Episcopal School (S.C.) ... Ranked among the Top 175 seniors for 2014 on the Premier Basketball Report ... Concluded her career with senior year averages of 15.8 points, 4.2 rebounds, 4.2 assists and 2.9 steals per game ... Reached the 1,000-point mark by the end of her junior campaign and posted a career total of 1,526 ... Ended prep career with final numbers of 384 assists, 310 rebounds and 299 steals ... Tallied 18.0 points, 4.5 assists and 3.1 steals per game averages as a junior, converting 47 percent of her field goals and 40 percent from behind the 3-point arc ... Posted averages of 17.8 points, 3.3 steals and 3.2 assists during her sophomore campaign ... Member of four-straight state championship teams, as high school won the last six titles through her senior year.

Personal: Born Dec. 21, 1995 ... Daughter of David Dempsey and Samuel McKelvey and Mary Dempsey ... Majoring in pre-communication studies.





Superlatives

Points

Career 9 Davidson 12.21.14

Rebounds

Career 4 Charleston Southern 12.07.14

Field Goals Made

Career 4 Elon 11.21.14

Field Goals Attempted

Career 6 Elon 11.21.14

3-Point Field Goals Made

Career 2 Davidson 12.21.14

3-Point Field Goals Attempted

Career 4 vs. WKU (C-USA) 03.12.15

Free Throws Made

Career 4 Charleston Southern 12.07.14

Free Throws Attempted

Career 6 Charleston Southern 12.07.14

Assists

Career 6 Charleston Southern 12.07.14

Blocks

Career 0

Steals

Career 2 2x, last: Davidson 12.21.14

Minutes

Career 25 Charleston Southern 12.07.14

Miscellaneous

Career

Double-digit scoring games	0
20-point games	0
10-rebound games	0
Led CHA in scoring	0
Led CHA in rebounding	0
Double-doubles	0

CAREER STATISTICS

YEAR	GP-GS	Mins.-Avg	FG-FGA	Pct	3FG-FGA	Pct	FT-FTA	Pct	Off-Def-Total	Avg.	PF-FO	Ast	TO	Blk	Stl	Pts.-Avg.
2014-15	29-0	303-10.4	15-56	.268	7-27	.259	10-15	.667	3-29--32	1.1	30-0	40	35	0	10	47-1.6
CAREER	29-0	303-10.4	15-56	.268	7-27	.259	10-15	.667	3-29--32	1.1	30-0	40	35	0	10	47-1.6



2014-15: Redshirted

High School: Tabbed to the All-Mid South Conference Second Team following her final year ... Ranked among the Cumberland County leaders in free throw percentage while averaging 5.2 points, 5.0 rebounds and 2.9 blocks per game as a senior ... Named as an Honorable Mention performer in the All-Mid South Conference as a junior and sophomore ... Averaged 5.9 rebounds and 5.3 points per game during her career entering her final season ... Selected as an On the "Radar" standout player at the "Center Court Challenge" at

the 2012 Blue Chip's Preseason Challenge.

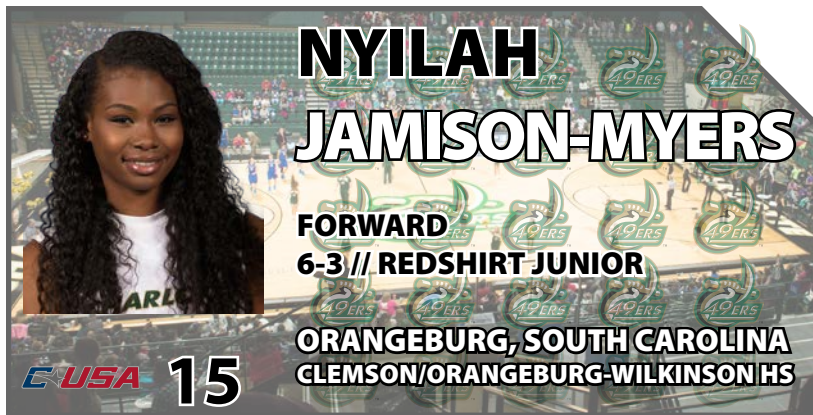
Personal: Born Nov. 24, 1995 ... Daughter of Steven Mims and Tonya Edwards ... Studying in the University College as an undeclared major.





CAREER STATISTICS

YEAR	GP-GS	Mins.-Avg	FG-FGA	Pct	3FG-FGA	Pct	FT-FTA	Pct	Off-Def--Total	Avg.	PF-FO	Ast	TO	Blk	Stl	Pts.-Avg.
2014-15																
CAREER																



(March 5) and Syracuse (March 6) ... Averaged 17.0 points in those two matchups ... Posted a season-best 19 against the Hokies ... Registered a career-high five blocked shots at Pittsburgh (Feb. 16).

2012-13: Started five of the 27 games in which she played ... Earned Dec. 17, 2012, ACC Rookie of the Week accolades ... Picked up the honor after her first career double-double of 14 points and 13 rebounds against Radford (Dec. 16) ... Topped the Tigers with a 55.2 field goal percentage ... Averaged 4.6 points, 3.1 rebounds and 1.0 blocks in 16.7 minutes per game.

High School: Rated as a 91 by ESPN.com ... Listed as high as No. 13 at her position nationally ... Nominated for the McDonald's All-American Game ... Selected to the 2012 South Carolina Basketball Coaches Association's all-state team ... Tabbed the 2012 Region 5-4A Girls Player of the Year ... Scored a season-high tying 19 points in the regional title-clinching win over Lexington HS ... Led her high school to the state championship contest as a senior ... Tallied eight points in the South Carolina-North Carolina All-Star Game ... Accepted to the Disney Dreamer's Academy in 2011.



Personal: Born Dec. 12, 1994 ... Daughter of Deirdre Jamison ... Majoring in psychology.

2014-15: Appeared in three games at Clemson before a season-ending injury ... Participated in all three of the Tigers' games at the Paradise Jam in the U.S. Virgin Islands ... Scored a career-high 20 points on 9-of-11 field goals with 13 rebounds for a double-double versus Ohio State (Nov. 27) in only 22 minutes ... Garnered her lone start versus Wichita State (Nov. 29) ... Shared team-high honors for rebounds versus FGCU (Nov. 28).

2013-14: Led the squad with 37 blocks and a 52.5 field goal percentage ... Averaged 6.4 points and 3.9 rebounds per game ... Tallied double-digit points in seven contests, including both games of the ACC Tournament versus Virginia Tech



LAIA RAVENTÓS
GUARD
5-7 // FRESHMAN
SANTA EULÀLIA DE RIUPRIMER, SPAIN
IES JOAQUIM BLUME

Prep: First international signee under Cara Consuegra and first for program since Dartmouth, Nova Scotia, native Rachelle Coward played in 2009-10 ... Member of several Spanish national teams, including most recently at the 2015 FIBA U18 European Championship in Slovenia ... Guided her home country to the gold medal by averaging 11.0 points, 2.9 rebounds and 2.1 steals in nine games ... Ranked in the Top 20 in eight different statistical categories ... Tallied a high of 16 points versus Russia and in the gold medal game against France ... Reached double-digit scoring in six of the nine contests ... Handed out five assists against Portugal ... Grabbed six rebounds versus Russia ... Suited up as a member of the U19 squad at the 2015 FIBA

World Championship played in Russia in July ... Led her country to a fourth-place finish ... Averaged 3.7 points and 1.3 rebounds in 81 minutes of action through seven games played at the event ... Registered a high of seven points against Belgium ... Completed a perfect performance from the field against Egypt ... Competed at the 2014 FIBA U17 World Championship with the national U17 squad ... Posted averages of 8.0 points, 2.7 rebounds and 2.1 assists during the tournament ... Recorded a high of 15 points versus Egypt on 6-of-7 field goals in the event ... Played with the U16 at the 2013 European Championship in her home country ... Tallied double-digit points in the tournament versus Turkey and Russia ... Tallied a high of 13 points versus Czech Republic during the 2013 U16 European Championship ... Averaged 7.0 points, 2.2 rebounds and 2.4 assists during the event ... Competed for the Siglo XXI club team ... Posted 11 points, nine rebounds and six assists against Segel XXI City of the Governors in January 2015.



Personal: Daughter of Jordi Raventós Vilaplana and Georgina Roig Company ... Born April 4, 1997 ... Studying in the University College as an undeclared major.



High School: Earned a scouts grade of 90 by ESPN as a three-star product ... Listed as the No. 16 wing player nationally by ESPN ... Nominated for the McDonald's All-American Game ... Listed at No. 89 nationally on the Carolina's Scouting Report Top 100 prospects chart ... Started for the East squad at the 2015 NCCA East-West All-Star Game, netting six points and grabbing seven rebounds with two assists, two blocks and an assist in 22 minutes ... Mentioned among the Top 200 national players by the All-Star Girls Report with a 92 scouts rating ... Named to the 2015 All-North Carolina Basketball Coaches Association First Team ... Earned Associated Press all-state honors as a senior ... Tabbed the 2015 District 5 Player of the Year by the

NCBCA ... Selected to the all-district and all-conference first team ... Voted the 2015 Southwest Wake Athletic Conference Player of the Year ... Netted 50 points in her final high school game against Southeast Raleigh HS in March 2015 in the 4A Eastern Regional semifinals ... Averaged 30.8 points and 7.9 rebounds per game as a senior ... Raised her scoring average to 41.5 ppg during the four state tournament games in which she played tallying 29, 43 and 44 points in addition to the career-high 50 ... Finished as her high school's all-time leading scorer and the fourth Wake County public school player to reach the 2,000-point plateau ... Paced the North Carolina scorers with 14 points at the Carolinas Classic all-star game against the South Carolina squad in April 2015 ... Led her high school to the Southwest Wake Athletic Conference crown as a senior and its first regional appearance since 2010 ... Recipient of the WRAL Extra Effort Award in February 2015 ... Set the HighSchoolOT.com Holiday Invitational scoring record with 97 points in three games ...

Chosen as an All-District 4 First Team pick by the North Carolina Basketball Coaches Association in 2014 ... Tabbed to the all-conference squad as a junior ... Garnered 2013 NCPreps.com 4A all-state accolades ... Named all-district first team as a freshman and sophomore ... Finished her junior season averaging 26 points, 8.5 rebounds, 2.5 assists and with a 58 field-goal percentage ... Scored a career-high 37 points against Northern HS in December 2013 ... Tallied 32 points in a January 2013 win over Panther Creek HS ... Registered a double-double of 28 points and 10 rebounds plus five steals in the conference title game against Cary HS in February 2014 ... Netted 32 points a week later in the opening round of the state playoffs against Broughton HS ... Chipped in 35 points, including 24 in the second half, of a November 2013 triumph over Lee County HS ... Transferred from Upper Room Academy after her freshman season ... Played with the Carolina Flames, formerly the Garner Flames, AAU program ... Selected to the 2014 Full Court Nike Nationals All-Tournament Team.



Personal: Born Feb. 21, 1997 ... Daughter of Harry and Francestan Hunter ... Majoring in pre-child and family development.



High School: Nominated for the McDonald's All-American Game ... Voted the Yadkin Valley Conference West Conference Player of the Year following her senior campaign ... Selected to the 2015 All-Yadkin Valley Conference West Conference First Team ... Recognized as the 2015 Stanly County Player of the Year ... Picked to the All-District 8 First Team by the North Carolina Basketball Coaches Association after her final year ... Averaged 17.3 points, 13.4 rebounds, 4.6 blocks, 2.5 steals and 2.1 assists per game as a senior ... Netted 25 points to go with 10 rebounds and five blocks in her final high school game in the state tournament third round ... Registered a near triple-double of 13 points, 16 rebounds and eight blocks in second-round

action ... Averaged a double-double of 11.7 points and 11.2 rebounds during her junior campaign ... Scored 17 points and hauled in 22 rebounds in a February 2014 victory over Monroe HS ... Listed among the Top 225 players nationally by the All-Star Girls Report with a 92 scouts rating ... Transferred from Anson HS after her junior season ... Tabbed to the All-Star Team in her pool following the USJN/Nike 17U National Championships.

Personal: Born Oct. 26, 1996 ... Daughter of Joey Sturdivant and Lashonda Robinson ... Studying in the University College as an undeclared major.





High School: Topped the 1,000-point barrier in her career in January 2015 ... Chosen as a *Daily Press* All-Star as a senior ... Named a 2015 All-5A South Region Second Team honoree ... Tabbed as a 2015 All-PenSouth Conference First Team selection ... Averaged a triple-double during her final high school campaign ... Voted the *Daily Press* Female Player of the Week after tallying 49 points in a two-game stretch when she reached 1,000 career points ... Tabbed to the 2014 All-PenSouth Conference Second Team ... Garnered 2013 All-Peninsula District Second Team plaudits ... Listed at No. 16 on the Next Sports Phenom chart for the 2015 class ... Tallied 16 points, 15 rebounds and four blocks in a January 2014 triumph over Hickory HS ... Av-

eraged 13.8 points per game as a sophomore ... Netted a career-high 43 points with 16 rebounds as a sophomore during a win over Denbigh HS in January 2013 despite not playing the fourth quarter ... Earned a mention among *USA Today's* top high school performances for her effort ... Named a standout player for the USJN Premier Invitational-East tournament.

Personal: Born Nov. 24, 1997 ... Daughter of Daryl Pearson and Shaun Carter ... Studying in the University College as an undeclared major.

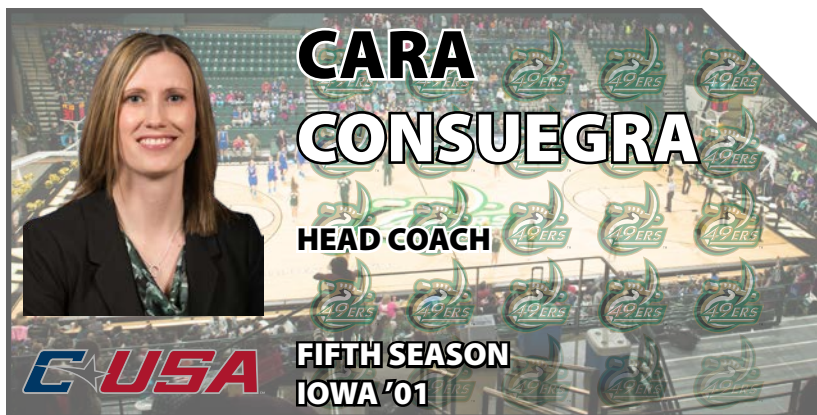


CHARLOTTE



WOMEN'S BASKETBALL

2015-16



Starting her fifth season on the Charlotte 49ers women's basketball sidelines as head coach in 2015-16 will be Cara Consuegra. The Niners have made postseason appearances in four of Consuegra's previous five seasons, including a WNIT Sweet 16 berth in 2013.

Consuegra has accumulated 72 victories during her tenure, rapidly climbing the school's all-time coaching records charts. Her overall record entering this season is 72-53 (.576), and she was rewarded with a three-year extension by director of athletics Judy Rose prior to the 2014-15 campaign to remain with the program at least through 2018-19.

Consuegra has led the 49ers back into the upper-half of a very competitive Conference USA in each of the past two seasons. This last year, Charlotte earned a league tournament victory over Marshall before nearly dethroning league champion WKU in the next round.

Throughout the season, the Niners faced another daunting schedule, a trademark of Consuegra's teams, as they were the last team to face the final two unbeaten, Princeton and top-ranked South Carolina. She navigated her squad through the difficult non-conference slate, which included four NCAA Tournament participants and two WNIT foes. In addition, five of the first seven games were away from the comforts of Halton Arena, including a Thanksgiving-week international trip to Riviera Maya, Mexico, to compete in the Triple Crown Cancun Challenge Mayan Tournament.

In Conference USA action, Charlotte righted the ship and played its best down the stretch. The 49ers put together a pair of three-game win streaks and topped Southern Miss on the road in a game during which they trailed by as much as 14 before mounting the comeback. Three players, Lefty Webster, Hillary Sigmon and Kira Gordon, each

surpassed the 20-point plateau; the first time since 1981 a trio of Niners accomplished the feat, while Ayan-na Holmes tallied her only career double-double without scoring, grabbing 10 rebounds and handing out 10 assists.

At the end of the season, Webster was rewarded with an All-Conference USA Second Team honor. Sigmon closed her career as the latest member of the school's 1,000-point club and became the program's all-time leader in 3-pointers made (203) and attempted (567). Holmes also played her final collegiate campaign as the full-time point guard for the first time and responded by handing out 153 assists, tying for fourth on the school's single-season list.

Charlotte made four appearances on national TV, starting with becoming the first 49ers athletic team to be showcased on the SEC Network when it squared off against No. 1/2 South Carolina Dec. 4. The Niners were also featured in a matchup against then-league leader Middle Tennessee Jan. 24 on the Fox Sports Networks, while the American Sports Network carried both of Charlotte's games at the Conference USA Championships.

In 2013-14, the team's lone senior, Ny Hammonds, capped one of the best careers by any 49ers point guard in recent memory. Hammonds not only became the school's career assists leader with 496, but she tallied back-to-back triple-doubles in her final two home contests. The consecutive triple-doubles puts her in

an elite group of only six players in NCAA history to accomplish the feat.

Hammonds, an All-Conference USA Second Team selection, was joined on the postseason all-league squads by Webster, who garnered all-rookie team honors. Hammonds has gone on to continue her career, playing professionally in Lithuania.

Off the court, the Niners excelled just as much. Charlotte posted a program-record 3.31 grade-point average during the Spring 2014 term with 11 of the 13 players averaging at least a 3.0.

In 2012-13, the 49ers put together a stellar campaign to conclude their stay in the Atlantic 10. Charlotte finished with a 26-6 mark, the second best in school history and in the state, while the 13-1 conference record helped assure the program of its 11th-straight postseason berth. Only 12 programs nationally can claim as long of a run of success as the Niners.

Charlotte reached the WNIT Sweet 16 for the second time in the three seasons, playing all three postseason contests in the friendly confines of Halton Arena. The 49ers continue to put up stellar numbers on their home floor, setting a single-season school record with 14 victories in 2012-13 while extending the streak of double-digit wins in

the on-campus facility that opened in 1996.

Consuegra coached the 2013 Atlantic 10 Player of the Year, Jennifer Hailey, along with two other all-conference selections in Amanda Dowe and Hammonds. Hailey became just the second player in school history to receive the highest honor from a league. Consuegra, a former collegiate point guard herself, helped tutor Hammonds to a breakout campaign in which she finished among the nation's Top 10 in assists per game and set single-season program standards for assists (209) and minutes played (1101).

Both Hailey and Dowe continued their playing careers, turning professionally and heading overseas to compete in Italy and Spain, respectively. Dowe has extended her career by playing in Brazil.

The Niners won a school record 13-in-a-row during the tough conference season and earned ESPN.com National Team of the Week honors in February. Charlotte also received votes in the March 4 Associated Press poll, the first national recognition for the program since 2002-03.

In June 2013, she completed The Center for Coaching Excellence, a two-and-a-half day elite leadership program on the Columbia campus in New York. A total of 35 head coaches attended the program which was by invitation only and sponsored by



Inside the Huddle with Consuegra

Hometown: Mount Airy, Md.
 Birthdate: March 4, 1979
 Husband: JP Josetti
 Sons: Jayden Consuegra Josetti
 Jace Consuegra Josetti

Education

High School: Linganore (Frederick, Md.)
 College: Iowa (2001) B.S. in Sports, Health and Leisure Studies
 Penn State (2004) Masters in Higher Education

Coaching Career at Charlotte

2014-15	15-17		Head Coach
2013-14	15-16	WNIT First Round	Head Coach
2012-13	26-6	WNIT Sweet 16	Head Coach
2011-12	16-14	WNIT First Round	Head Coach

at Marquette

2010-11	24-9	NCAA Second Round	Assistant Coach
2009-10	17-16	WNIT First Round	Assistant Coach
2008-09	17-17	WNIT First Round	Assistant Coach
2007-08	21-14	WNIT Champions	Assistant Coach
2006-07	26-7	NCAA Second Round	Assistant Coach
2005-06	22-11	WNIT Runner-Up	Assistant Coach
2004-05	18-12	WNIT First Round	Assistant Coach

at Penn State

2003-04	28-6	NCAA Elite 8	Director of Operations
2002-03	26-9	NCAA Sweet 16	Director of Operations
2001-02	23-12	NCAA Sweet 16	Director of Operations

Playing Career Professional:

2001 19-13 Utah Starzz/WNBA Guard
(Drafted in fourth round, 56th overall in the 2001 WNBA Draft)

College:

2000-01	21-10	Iowa	Kodak All-American (HM) AP All-American (HM) NCAA Postgraduate Scholarship Recipient Big Ten Tournament MOP All-Big Ten First Team All-Academic Big Ten CoSIDA Academic All-District
1999-2000	9-18	Iowa	All-Big Ten Second Team All-Academic Big Ten
1998-99	12-15	Iowa	All-Big Ten (HM) All-Academic Big Ten
1997-98	18-11	Iowa	

the WBCA.

Consuegra began her coaching career in 2011-12 by guiding the Niners back to the postseason and another WNIT appearance with a 16-14 mark. She was one of three finalists for the Maggie Dixon Award, the WBCA's annual award given year-end to the nation's top rookie head coach.

Two 49ers garnered All-A-10 plaudits, including Epiphany Woodson being named the conference's sixth player of the year. Hillary Sigmon

also earned a spot on the all-rookie team.

Charlotte also played in front of a school record attendance for a stand-alone women's game with 6,799 witnessing the 77-66 triumph over La Salle Jan. 18, 2012. It shattered the previous mark by over 2,000 and helped the 49ers average 1,637 fans for the entire season.

Before coming to Charlotte, she spent seven years (2004-05 through 2010-11) as an assistant coach at Marquette in the Big East. She helped

guide the Golden Eagles to postseason berths each season, including a pair of NCAA Tournament bids, and 145 overall victories.

Marquette captured the 2008 WNIT title and also played in the 2006 WNIT final. The Golden Eagles had four 20-win seasons during her stay in Milwaukee.

One of her main responsibilities was overseeing the development of the program's backcourt.

She worked closely with 2011 WNBA draft pick and All-Big East First Team selection Angel Robinson, 2011 All-Big East Second Team pick Tatiyana McMorris, 2009 All-American and two-time All-Big East First Team choice Krystal Ellis, a Nancy Lieberman Award finalist.

She served as Marquette's recruiting coordinator, helping to bring in top-tier classes consistently which included several nationally-ranked players.

Her first job out of college was as Penn State's director of operations for three seasons, from 2001-02 through 2003-04. The Nittany Lions advanced to the 2004 NCAA Elite Eight and the 2002 and 2003 NCAA Sweet 16 during her tenure with the Big 10 program.

Consuegra completed a stellar four-year career at Iowa with honorable mention Kodak and Associated Press All-American honors her senior season. She was the Most Outstanding Player of the 2001 Big Ten Tournament, helping the Hawkeyes secure an upset over top-seed Purdue in the championship, and was an all-conference first team member



following her final campaign.

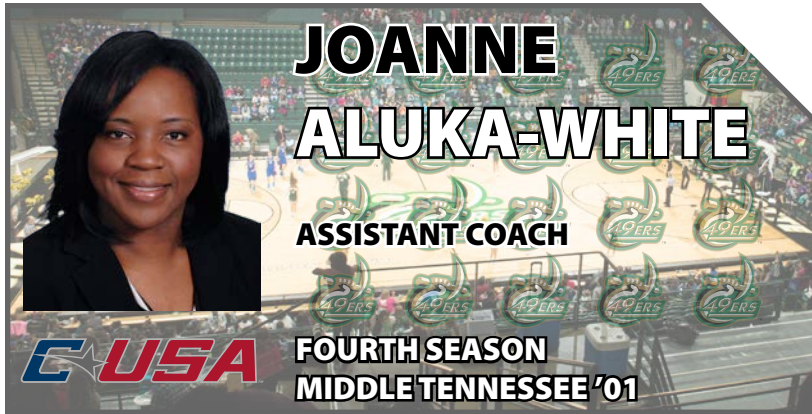
Consuegra was an NCAA Postgraduate Scholarship Award recipient and garnered three All-Big Ten Academic accolades in addition to her trio of all-league honors on the court.

She was the longtime career assists record holder at the school (576). When she concluded her career, which included a pair of NCAA Second Round appearances, she was one of only 13 players in Big Ten history to net 1,000 career points and hand out 500 career assists. She finished her time in Iowa City with 1,147 points.

Following her standout career, she spent one season playing in the WNBA with the Utah Starzz in 2001.

Consuegra, a Mt. Airy, Maryland, native, graduated from Iowa with honors. She earned her bachelor's degree in sports, health and leisure studies. She then completed her master's degree in higher education from Penn State in 2004.

She married JP Josetti in June 2009 and the couple welcomed its first child, Jayden, born Aug. 6, 2013. A second son, Jace, was born June 30, 2015.



Entering her fourth season with the Charlotte women's basketball program in 2015-16 is assistant coach Joanne Aluka-White. During her tenure with the 49ers, she has helped the team reach the postseason two times, including a WNIT Sweet 16 appearance in 2012-13.

Aluka-White serves as the primary coach for the 49ers' post players. In 2014-15, the unit included the team's leading rebounder and a scoring threat, junior Kira Gordon, while her classmate Alexis Alexander posted a double-double at Florida Atlantic. Sophomore Kenya Olley also stepped up her game late in the campaign, including registering a Halton Arena-record eight blocked shots in the victory

over North Texas.

In 2013-14, she helped Gabby Tyler lead the team in scoring and rebounding and Gordon enjoyed a breakout year in which she was one of the team's most consistent options. Tyler's breakout game came against UTEP on the road, as she posted a double-double of 22 points and 12 boards in helping the Niners to the important away victory during the Conference USA campaign.

Charlotte put together the second-best campaign in school history (26-6) and finished second in the Atlantic 10 regular season with a 13-1 mark during Aluka-White's first season in 2012-13. The rousing success of her first season was not limited to the

team, however, as individuals also produced at high levels under her tutelage. She oversaw the progress of Jennifer Hailey, the 2013 Atlantic 10 Player of the Year and a FullCourt.com Mid-Major All-American, and Amanda Dowe, who joined Hailey on the postseason All-Atlantic 10 teams. The pair was the only set of teammates nationally to average a double-double, helping the 49ers establish numerous school records and is currently playing professionally overseas.

Aluka-White also was charged with

developing a pair of freshman post players, who were often the first options off the bench, including Gordon who became the first freshman in the last 12 years to see action in every game during a season. The young group saw more playing time due to an injury to Tyler, a former All-Atlantic 10 Rookie Team choice.

In June 2013, Aluka-White was chosen to participate in the Achieving Coaching Excellence (ACE) program, which is designed for minority coaches and geared towards professional development. It is funded by the NCAA and Black Coaches Association (BCA).

Aluka-White spent six seasons, from 2006-07 through 2011-12, as an assistant coach at fellow Conference USA member FIU when the Miami-based school was in the Sun Belt.

During her six years with the Panthers, the program reached the 2011 and 2012 Sun Belt Tournament semifinals and earned an at-large bid to the postseason, competing in the WNIT for the first time since 2005-06. It capped the school's first 20-win campaign in the last 10 years and their second-straight 10-win Sun Belt record.

She also assisted in guiding four 1,000-point scorers during her time with the Panthers and five All-Sun Belt selections, including three who were multiple recipients.

Prior to beginning her coaching career, Aluka-White was a highly successful collegian at another current Conference USA and former Sun Belt school, Middle Tennessee. She tallied

over 1,000 career points from 1998-2002 and earned Ohio Valley Freshman of the Year accolades when the program competed in that league early in her career. She was voted a team captain and helped the Blue Raiders capture an OVC Tournament championship, one bid to the NCAA Tournament and two WNIT berths.

The culmination of her playing career came with her selection to the Nigerian national team and a trip to the 2004 Summer Olympics in Athens, Greece. There, Nigeria won the first Olympic game in the country's history. She then continued playing professionally in Europe, and while in Portugal, she led her team to the 2004 National Cup final.

Her playing career continued after the Olympics, when she returned stateside and suited up for the NWBL's Dallas Fury. She was coached in the short-lived league by hall of famer Nancy Lieberman.

The Augusta, Ga., native graduated from Middle Tennessee in 2001 with a bachelor's degree in behavioral science. She stayed in Murfreesboro to complete her master's degree in 2003 in health and human performance with a concentration in sport management.

Aluka-White is a member of the Women's Basketball Coaches Association and the Advocates for Athletic Equity (AAE), formerly known as the Black Coaches & Administrators (BCA).

Aluka-White and her husband Fred White are the parents of twins Daniel and Gabrielle.

Inside the Huddle with Aluka-White

Hometown: Augusta, Ga.
 Birthdate: April 26, 1979
 Husband: Fred White
 Children: Daniel and Gabrielle

Education

High School:	Hephzibah	(Augusta, Ga.)
College:	Middle Tennessee (2001)	B.S. in Behavioral Science
	Middle Tennessee (2003)	Master's in Health and Human Performance/Sport Management

Coaching Career

at Charlotte

2014-15	15-17		Assistant Coach
2013-14	15-16	WNIT First Round	Assistant Coach
2012-13	26-6	WNIT Sweet 16	Assistant Coach

at FIU (2007-12)

Playing Career

Professional:

2005	Luxembourg	Forward
2004	Dallas Fury/NWBL	Forward
2003-04	Portugal	Forward

Amateur:

2004	Nigeria	Summer Olympics (Athens, Greece)
------	---------	----------------------------------

Collegiate Playing Career

at Middle Tennessee (1998, 2000-02)





Randi Henderson was added to the Charlotte women's basketball staff as an assistant coach in May 2015, as announced by 49ers' head coach Cara Consuegra, beginning with the 2015-16 campaign.

"We are fortunate to be able to welcome a veteran coach like Randi to our 49ers family," Consuegra said. "She brings a very successful pedigree and a wealth of experience that will only add to our mission of developing young ladies who compete at the highest level.

"Randi and I have known each other for a long time and I have always been impressed by her coaching. More importantly, however, I am impressed by her leadership, character and her ability to connect with players and transform lives."

Henderson joined the Niners after a nine-year stint as the head women's basketball coach at Coe College in Cedar Rapids, Iowa, on the NCAA Division III level. She also served as the department's senior women's administrator (SWA).

"I would like to thank Cara and Charlotte for providing me with the oppor-

tunity to join their staff," Henderson said. "It is evident this staff is committed to growing young women into future leaders. That is something I am excited to be a part of.

"I feel honored to be considered an asset to the program and look forward to helping an already outstanding staff and aspiring young group of women to reach new heights."

She led the Kohawks to the school's only three 20-plus win seasons, including a school-record 26 on their way to the NCAA Sweet 16 in 2010-11. Coe finished with a 14-2 mark in the Iowa Intercollegiate Athletic Conference (IIAC) that season, sharing the league regular-season crown before picking up the tournament title.

It was one of six double-digit victory campaigns in conference play during Henderson's tenure, including back-to-back in each of the last two years. The Kohawks also tied for the regular-season championship in 2009-10, posting a 13-3 league ledger as part of a 19-8 overall season.

In 2011-12, Coe advanced to the NCAA Second Round after winning its second-straight IIAC Tournament final



Inside the Huddle with Henderson

Hometown: Cedar Falls, Iowa
 Birthdate: May 1, 1979
 Husband: Duez Henderson

Education

High School: Cedar Falls (Cedar Falls, Iowa)
 College: Iowa (2001) B.S. in Health, Leisure and Sport Studies
 Ohio (2003) Master's in Recreation and Sport Sciences

Coaching Career

at Coe		
2014-15	18-9	Head Coach
2013-14	16-10	Head Coach
2012-13	13-13	Head Coach
2011-12	21-8	NCAA 2nd Round Head Coach
2010-11	26-4	NCAA Sweet 16 Head Coach
2009-10	19-8	Head Coach
2008-09	14-12	Head Coach
2007-08	20-8	Head Coach
2006-07	8-18	Head Coach
at Minnesota Morris		
2005-06	16-10	Head Coach
2004-05	10-15	Assistant Coach
2003-04	13-14	Assistant Coach

Collegiate Playing Career
 at Iowa (1998-2001)

and garnering a 21-8 record.

Her first time winning 20 games came in just her second season, 2007-08, when she engineered a 12-win turnaround from the previous year and vaulted the Kohawks to a third-place finish in the conference standings with a 20-8 mark. Coe advanced to the league tournament final for the first time in program history, while winning its inaugural conference tournament game.

She received two IIAC Coach of the Year honors (2010, 2011) and a nod as the WBCA West Region Coach of the Year during her Coe career. Her overall record with the program was 155-91 (.630), the most wins by any head coach, men's or women's, in school history. She also guided the Kohawks to a 90-48 (.652) ledger in conference action during her nine-year stint.

Prior to arriving at Coe, Henderson spent one season, 2005-06, at Minnesota Morris where she earned Upper Midwest Athletic Conference (UMAC) Coach of the Year accolades. She directed the Cougars to a 16-10 record, including a 10-4 mark in league play to tie for second in the standings. She was an assistant at UMM for two years, 2003-04 and 2004-05, prior to her elevation to the head coaching post. In each of her three campaigns at Minnesota Morris, the Cougars tallied double-digit victories after boasting a 1-26 record prior to her arrival.

A native of Cedar Falls, Iowa, she began her coaching career as a volunteer at Athens High School in Athens, Ohio, as a graduate teaching assistant. In her only season on the bench, the Bulldogs won their conference championship, finished with a

19-5 mark and appeared in the sub-state tournament for the first time in 10 years.

Henderson played collegiately at Iowa, where she was teammates with Consuegra during the 1997-98 through 2000-01 seasons. She was a three-year starter and team captain for the Hawkeyes, where she helped guide the program to a pair of NCAA Tournaments (1998, 2001) and the 2001 Big Ten Tournament title when it upset top-seed Purdue.

As a senior, she garnered All-Big Ten First Team honors, All-Big Ten Tournament Team plaudits and a spot on the All-Big Ten Academic Team for the third-straight season. She paced Iowa in rebounding as a junior and senior and topped the squad in double-doubles in her final campaign. Her 150 boards in league action as a senior were the most in the Big Ten in 2000-01.

She currently holds two Hawkeyes Big Ten Tournament single-game records, 15 rebounds versus Indiana March 2, 2001, and six steals versus Northwestern March 2, 2000.

Henderson concluded her Iowa career with 936 points and 745 rebounds, placing 11th on the school's all-time list.

The former Randi Peterson was married in September 2014 to Duez Henderson, a Hawkeyes men's basketball player from 1998-99 through 2001-02. A former Miss Basketball (1997) in Iowa, she also has been a course director at Point Guard College.

She graduated from Iowa in 2001 with a bachelor's degree in health, leisure and sport studies. She then added a master's degree in recreation and sport sciences at Ohio in 2003.



Assistant coach Nicole Woods returns to the Charlotte women's basketball program for her third season in 2015-16.

Woods was the primary coach for three decorated 49ers last season, including All-Conference USA selection Lefty Webster. Webster used her versatility on both ends of the floor to finish as the team's leader in points and steals, while placing second in rebounds and third in 3-pointers made.

Also among the group was Hillary Sigmon, who capped her career in the school's elite 1,000-point club and as the program's all-time leader in 3-pointers made (203) and attempted (567). Amaya Ransom made an immediate splash in her inaugural collegiate campaign, becoming the first Niner to receive Conference USA Freshman of the Week accolades when she hit 5-of-5 field goals, including all four of her attempts from behind the 3-point arc, in the season-opening win at Liberty, an eventual NCAA Tournament squad.

In her first season with the 49ers in 2013-14, Woods helped lead the team to a WNIT appearance and a bye in the Conference USA Championships. She had a hand in helping develop the perimeter players, which included three of the team's top scorers.

Woods also oversees the highly-successful summer camps, held each year on the Charlotte campus. Despite limited playing space the past two years due to on-campus renovations, the camps were a rousing success due to her preparation and attention to detail to ensure the best experience for each camper.

She came to the Niners program in June 2013 after a two-year stint at Stetson, in which she helped lead the Hatters to a 2013 NCAA Tournament berth. Stetson captured the Atlantic Sun Tournament title, knocking off regular-season champion FGCU in the final to secure the league's automatic bid and advance to the third NCAA Tournament in school history.

The Hatters captured a school-record 24 victories in 2012-13, including a program-best 11 in-a-row. Both topped the previous marks, established the year before when Stetson competed in the WNIT for the first time in school history. Woods oversaw the development of Victoria McGowan, the 2011-12 Atlantic Sun Player of the Year and a two-time All-A-Sun First Team honoree.

As a member of head coach Lynn Bria's staff, Woods worked with the guards and post players and served as the program's recruiting coordinator. She was responsible for film breakdown and scouting, community relations, academic counseling of five players and oversight of team managers and interns. She also was the director of the Stetson summer camps.

Woods' first step into the coaching ranks came in 2009 when she began a two-year career as the graduate assistant at Southern Illinois. With the Salukis, she worked for her former collegiate head coach, Missy Tiber. Woods was responsible for team travel, video exchange, team game day operations and oversight of team managers in addition to also serving as the director of summer camps. She assisted with film breakdown and scouting and community relations.

Woods was a four-year member of the Belmont Abbey women's basketball program, earning NCAA Division II Bulletin All-American Second Team accolades as a senior. She finished her final campaign .01 ppg behind the national leader, averaging 24.1 for the Crusaders and collecting the Carolina-Virginia Athletic Conference Player of the Year plaudit. She was named to the league's first team as a

junior and senior. As a junior, Woods placed third nationally with 8.1 assists per game.

She finished her career with 1641 points, ranking fourth in school history, while her 676 points in 2005-06 still stand as a program high for a single season. She tallied a career-best 37 points in two games, at Wingate (Jan. 3, 2005) and at Queens (Feb. 19, 2005). She also owns the only triple-double in Crusaders' history, with 22 points, 10 rebounds and 10 assists against Erskine (Jan. 6, 2005).

In December 2013, Woods was recognized by her alma mater as the first women's player to have her jersey honored. She joined six former Belmont Abbey men's players during the historical ceremony.

After her stellar collegiate career, the Gastonia, North Carolina, native, who attended Hunter Huss HS, played professionally for one season for the Nottingham Wildcats in England. She paced the squad in assists and was second in scoring.

Woods was a double major during her undergrad career, earning degrees in accounting and business management from Belmont Abbey in 2006. She then completed her master's degree in public administration from Southern Illinois in 2011.



Inside the Huddle with Woods

Hometown: Gastonia, N.C.
 Birthdate: June 20, 1984

Education

High School: Hunter Huss (Gastonia, N.C.)
 College: Belmont Abbey (2006) B.S. in Accounting and Business Management
 Southern Illinois (2011) Masters in Public Administration

Coaching Career at Charlotte

2014-15	15-17	Assistant Coach
2013-14	15-16	WNIT First Round Assistant Coach

at Stetson

2012-13	24-9	NCAA First Round	Assistant Coach
2011-12	23-11	WNIT First Round	Assistant Coach

at Southern Illinois

2010-11	2-28	Graduate Assistant
2009-10	5-24	Graduate Assistant

Collegiate Playing Career at Belmont Abbey (2003-06)



Inside the Huddle with Jessup

Hometown: Alma, Kan.
 Birthdate: January 4, 1989

Education

High School:	Northern Valley	(Alma, Kan.)
College:	Kansas (2012)	B.A. in Education
	Southern Illinois (2011)	Masters in Public Administration

Coaching Career

at Charlotte	Director of Operations
2014-15	



Entering her second season with the Charlotte women's basketball program as its director of operations is Jena Jessup. Jessup was hired in October 2014 after a short stint as an assistant equipment manager at Georgia State.

Her duties with Charlotte include team travel, uniforms and equipment, working camps, overseeing the managers and other duties within the program to ensure it runs smoothly.

Jessup, an Alma, Kansas, native, spent the last two full years as a graduate assistant with the equipment staff at Oklahoma. While with the Sooners, she primarily worked with the softball and volleyball teams.

Her first venture into collegiate athletics came as an undergrad at Kansas, serving as a student manager with the women's basketball program for three years. The Jayhawks reached the postseason each of her years with the team, including a run to the 2012 NCAA Sweet 16.

She also spent time with the Kansas' equipment staff as a student intern.

Jessup graduated from Kansas in 2012 with a bachelor's degree in education.



As a second-year member of the Charlotte women's basketball staff, Eric Besserman joined the 49ers program as its first full-time video coordinator in July 2014. He is responsible for all of Charlotte's game films, practice video, behind-the-scenes video as well as video exchange with opponents.


Besserman, an Akron, Ohio, native recently completed his graduate school work at his alma mater, Akron, while working with the Zips' women's basketball program in the Mid-American Conference. He served as the team's graduate assistant since August 2012, including a lead role as the team's video coordinator.

He recorded games and practices, while editing film for the coaches and players using DVSport software. He assisted in the creation of scouting reports and playbooks, exchanged film with opponents, created the program's year-end highlight film, updated recruiting databases and helped with other duties designed by head coach Jodi Kest and other staff members.

Besserman also served in a stadium administrative role from September 2011-August 2012 at the university's InfoCision Stadium, home of the Akron football squad. He was responsible for helping the press and suite levels during events, field setup and participated in meetings with investors and event coordinators.

As an undergraduate, he held a practicum experience at nearby Wayne College, where he worked in game management duties ranging from game clock, shot clock and official scoring. He also was a member of the Zips' women's basketball practice team, helping the team get ready for each game.

Besserman completed his undergraduate degree in sports management/sports studies in May 2012 with a 3.5 GPA. He was on the Dean's List six semesters during his undergraduate career. He then finished his master's program work in sports administration in May 2014, also from Akron.



A member of the winningest senior class in Charlotte women's basketball history, Jai Forney returned to the 49ers in the Summer of 2015 as the program's graduate manager.

Forney, a Charlotte native and former standout on the court for the Niners from 2010-13, helped guide the 49ers to a postseason appearance in each of her playing seasons. Two of her years, as a sophomore in 2010-11 and senior in 2012-13, resulted in extended postseason runs as Charlotte advanced to the WNIT Semifinals and WNIT

Sweet 16, respectively.

She capped her career with a memorable Senior Night against VCU, when her halftime half-court buzzer beater landed on ESPN SportsCenter's Top 10 plays of the day. Known as a tenacious defender, her senior class, which also featured Amanda Dowe and Jennifer Hailey, the 2013 Atlantic 10 Player of the Year, won a school-record 87 games during its career.

Forney netted 808 points in her career, converting nearly 41 percent of her field goal attempts, while handing out 282 assists and swiping 126 steals. Her 130 games played is tied for the school record with two others.

She graduated from Charlotte in 2013 with a bachelor's degree in Africana studies. She is currently in graduate school, pursuing her master's degree in special education.



Jennifer Winningham began with the Charlotte 49ers in Fall 2013 and works primarily with the women's basketball program.

For the previous five years before coming to Charlotte, she had been the assistant athletic trainer at ULM, working with women's basketball and handling medical insurance coordination for the entire athletics department.

She assisted with travel for football, including the 2012 Independence Bowl. She also taught classes within the department of kinesiology.

She received a B.S. in English-journalism in 2003 from Tennessee Tech. She then became a graduate assistant athletic trainer at Louisiana Tech, working with volleyball and softball until receiving her M.S. in science health and exercise science in 2005.

She then returned to Tennessee Tech for four years as an assistant athletic trainer with the Golden Eagles women's soccer and softball programs. She handled medical insurance for athletics and covered women's basketball, women's soccer and softball in her last season. She assigned and oversaw graduate assistants to work with tennis and track and field programs before she went to Monroe.

She is a BOC Certified Athletic Trainer by the National Athletic Trainers Association. She lists her hobbies as spending time with family and friends and watching sports.

She resides in Gastonia with her husband Shon Owens.




Ryan Nosak is in his first season working with the Charlotte 49ers strength and conditioning staff, primarily working with the women's basketball program. He also serves as the strength and conditioning coach for men's tennis.

Nosak, a native of Throop, Pa., joined the Charlotte staff in August 2015 after working with the strength staff at Robert Morris outside of Pittsburgh for over a year. He was in charge of the Colonials' volleyball team, while assisting with football, men's basketball and women's basketball.

He previously spent time as a graduate assistant at Tennessee State and as an intern at Vanderbilt, working with a variety of sports during his tenure in Nashville at both schools. He worked with everything from golf and tennis to football and basketball to track and field and cross country.

Nosak got his start in the field while still an undergrad at Penn State in Fall 2011. With the Nittany Lions, he interned in the weight room and worked with volleyball, track and field and softball. By his senior year, he moved into a football strength and conditioning internship role at Penn State, while also helping out with 16 out of the 32 teams overall at the Big 10 school.

He graduated from Penn State in 2013 with a bachelor's degree in kinesiology. He holds CSCS certification and SCCC certification.



Ken Cross
Chaplain



Josh Feldman
Radio Play-by-Play



Casey Godwin
Facilities



Nick Konawalik
Marketing



Nikki Mirth
Ticket Office/Game Manager



Joe Proszek
Charlotte49ers.TV



Rachel Ramey
Academics



Tod Rosensweig
Charlotte IMG Sports Marketing



Ashley Spriggs-Brown
Administrative Assistant



Kelly Weatherman
Athletic Foundation



Kim Whitestone
Sr. Assoc. AD/SWA



Travis Woods
Media Relations



Michael Daniel
Manager



Tongelah Parkins
Manager



Jamarius Reid
Manager

CHARLOTTE



WOMEN'S BASKETBALL

2015-16



Season Openers

- Charlotte improved to 24-16 all-time in season openers, and 5-0 in the last five years, following the 79-77 triumph at Liberty Nov. 14.
- The 49ers are 4-0 in season openers under head coach Cara Consuegra.
- Last year's opening game at Liberty marked the first time away from Halton Arena for the 49ers for the season opener since playing at East Carolina to start the 2009-10 campaign. It was the first time under Consuegra in which the season opener will be on the road.

Ransom grabs first C-USA Freshman of the Week nod

- Charlotte guard Amaya Ransom was selected as the Nov. 17 Conference USA Freshman of the Week after her stellar debut in the season opener at Liberty Nov. 14.
- Ransom became the first player in program history to garner the C-USA Freshman of the Week plaudit, as all previous recipients were selected by the Atlantic 10 during the 49ers' stint (2005-06 through 2012-13) in the league.
- She dropped 11 of her 14 points in the second half, all consecutive Niners points, bringing Charlotte from down 60-52 at the 10:28 mark to a 64-63 deficit with 6:48 left.
- Her first nine points in the 11 straight came from behind the 3-point arc.
- She added four assists with zero turnovers, featuring her lone second half assist on a shot-clock beating 3-pointer from Lefty Webster with 1:27 remaining.

Conference Freshman of the Week honorees in school history

Jan. 15, 2007	Wendy Stywalt	Atlantic 10
Nov. 16, 2009	Jennifer Hailey	Atlantic 10
Jan. 11, 2010	Jai Forney	Atlantic 10
Dec. 20, 2010	Gabby Tyler	Atlantic 10
Jan. 31, 2011	Gabby Tyler	Atlantic 10
Feb. 7, 2011	Gabby Tyler	Atlantic 10
Feb. 14, 2011	Gabby Tyler	Atlantic 10
Nov. 17, 2014	Amaya Ransom	Conference USA



Season opening, eye-opening numbers at Liberty

- Charlotte won its season opener for the fifth-straight year and remained perfect at 4-0 in season openers under head coach Cara Consuegra.

- The 49ers played on the road for the season opener for the first time since 2009-10.
- The Niners picked up their eighth win during the Consuegra era when trailing at halftime. Prior to Nov. 14, 2014, the last time they did so was against Rice Jan. 25, 2014, at home.
- Charlotte drained a Consuegra-era record 13-pointers, just two shy of the school record. The Niners approached the Vines Center standard of 14.
- The school single-game record for 3-pointers made is 15, set Feb. 15, 2004, against TCU in a Conference USA meeting.
- Five 49ers tallied at least one triple with four registering at least two from behind the arc.
- The team's 65.0 percent (13-of-20) on 3-pointers is its highest under Consuegra.
- Charlotte posted 21 assists on its 30 field goals, while swiping 12 steals as part of forcing the Lady Flames into 20 turnovers.
- The 49ers also captured only their second win during the Consuegra era when facing a deficit with five minutes left in regulation. Charlotte was down 67-63 to Liberty. The only other time in which the squad accomplished was against Butler Feb. 13, 2013, when it trailed 49-47 in an Atlantic 10 matchup inside Halton Arena.

Sigmon joins elite Halton Arena list

- Hillary Sigmon's 27 points against North Carolina State in the home opener Nov. 18 not only are a personal best for Halton Arena action, but also tie for the venue's best by any 49ers player under head coach Cara Consuegra. (2012-present).
- Sigmon matched the output of former Atlantic 10 Player of the Year Jennifer Hailey's 27 points netted against Saint Joseph's Feb. 18, 2012.

Top-Five Individual 49ers Scorers in Halton Arena under Consuegra

1	Jennifer Hailey	Saint Joseph's	Feb. 18, 2012	27
	Hillary Sigmon	North Carolina State	Nov. 18, 2014	27
3	Ny Hammonds	Furman	Dec. 29, 2013	25
4	Jennifer Hailey	Furman	Jan. 3, 2012	23
	Jennifer Hailey	Xavier	Jan. 20, 2013	23

Sigmon earns all-tournament team honor

- Charlotte senior guard Hillary Sigmon represented the 49ers on the All-Triple Crown Cancun Challenge Mayan Tournament Team, as announced following the conclusion of action Nov. 29. Each of the four participating schools from the Mayan Division, in which the Niners competed, had at least one player selected to the squad.
- Sigmon led Charlotte during the three-game stretch with 10.3 points per game, including a high of 16 against in-state foe Wake Forest Friday. Against the Demon Deacons, she tallied four 3-pointers among her six field goals, while also grabbing a tournament personal-best four rebounds in 30 minutes.
- She also added nine points in the event opener versus Montana Thanksgiving night, while chipping in with six in the finale versus Princeton two days later.
- The all-tournament accolade is the second of her career. She was picked to the All-GSU Holiday & Hoops Tournament Team as a sophomore in December 2012, helping the 49ers to a win over Mississippi Valley State in the event hosted by Georgia State.

2014 All-Triple Crown Cancun Challenge Mayan Tournament Team

Hillary Sigmon, Charlotte	Annie Tarakchian, Princeton (MVP)
Kellie Rubel, Montana	Amber Campbell, Wake Forest
Blake Dietrick, Princeton	Dearica Hamby, Wake Forest

South Carolina becomes milestone game for two

- Two different members of the Charlotte women's basketball program reached a game milestone when the 49ers played at No. 1/2 South Carolina Dec. 4.
- Cara Consuegra was on the sidelines for her 100th contest as the Niners' head coach, posting a 58-42 record through the contest.
- Senior guard Ayanna Holmes also appeared in game No. 100 during her Charlotte career when the 49ers and Gamecocks met on the hardwood.

Shutdown 'D'

- Charlotte held Charleston Southern to a team cumulative 25.4 percent shooting performance in the 49ers' 75-43 victory over the Buccaneers Dec. 4 inside Halton Arena.
- Not only was it the second lowest by an opponent last season for field goal percentage, it also marked the third lowest by a Charlotte foe during head coach Cara Consuegra's four seasons.
- Prior to last season, only the Atlantic 10 Championships contest with Temple March 9, 2013, did an opponent shoot worse, connecting on 25.0 percent of its attempts.
- Eight of the Top 10 have been inside Halton Arena with the lone exceptions versus Temple and at Fordham in January 2012.

North Texas struggles against 49ers defense

- Charlotte's defense put together its top showing in the Cara Consuegra era Feb. 26 when it limited North Texas to 24.1 percent from the floor in a 71-46 Conference USA win.
- The 49ers kept their league foe in-check by holding it to only 16 points in the second half, as the Mean Green struggled from the floor by converting only 5-of-28 (17.9 percent) in the last 20 minutes, including the last field goal coming at the 9:26 mark.
- The 24.1 percent by North Texas marked an opponent record low during Consuegra's tenure and was the third time last season in which a Charlotte opponent connected on less than 30.0 percent of its field goal attempts, which also includes a 29.9 percent effort by Marshall Jan. 10 in a 74-56 Niners victory inside Halton Arena.

Opponent low field goal percentages under Consuegra

1	North Texas	24.1 (14-of-58)	Feb. 26, 2015
2	vs. Temple (A-10)	25.0 (15-of-60)	March 9, 2013
3	Charleston Southern	25.4 (15-of-59)	Dec. 7, 2014
4	North Carolina Central	25.8 (8-of-31)	Nov. 10, 2012
5	Colgate	26.0 (13-of-50)	Jan. 6, 2013
6	at Fordham	27.1 (16-of-59)	Jan. 25, 2012
7	Furman	27.8 (20-of-72)	Jan. 13, 2012
	Rhode Island	27.8 (15-of-54)	Feb. 4, 2012
9	Temple	28.8 (15-of-52)	Feb. 6, 2013
10	Arkansas State	29.2 (19-of-65)	Nov. 13, 2011

Nation's top defense? No problem

- Charlotte faced the top-ranked defense nationally when it met Presbyterian Dec. 18 for Education Day.
- The Blue Hose entered the contest ranked No. 1 among the 343 Division I schools in scoring defense (46.9 points per game) and field-goal percentage defense (30.2 percent).
- Charlotte registered 66 points and converted 51.1 percent of its field goals in the victory, setting opponent season highs against Presbyterian.
- The 49ers torched the nets for 56.0 percent in the second half on their way to their best shooting performance of the season.
- Meanwhile, it was the Charlotte defense that came to play as the Blue Hose were held to 32.2 percent from the floor, a Top 15 effort under head coach Cara Consuegra, including just 24.1 percent during the first half.

Education Day produces another solid crowd

- Charlotte played host to Presbyterian Dec. 18 in the annual Education Day matchup, in which the 49ers welcome students from local schools in the region to attend.
- The Niners used the energy from the kids to their advantage, picking up a 66-50 win in front of a season-best 5,150 fans.

Gordon adds another double-double on national TV

- Junior Kira Gordon posted her second double-double of the season and fourth of her career with team highs of 19 points and 11 rebounds against preseason Conference USA favorite Middle Tennessee January 24 in a national TV broadcast on the Fox Sports Networks.



Webster doubles up the Owls

- Sophomore Lefty Webster may have found a favorite opponent in Florida Atlantic, as she finished with a double-double in both of her contests against the C-USA foe.
- The double-doubles represent her only career double-doubles to-date, despite her posting career-high numbers for scoring and rebounding in other contests.

Webster against Florida Atlantic in her career

Date	Location	FGs	3FGs	FTs	Pts	Rebs	Mins
Feb. 19, 14	Home	8-of-14	1-of-2	1-of-3	18	13	34
Jan. 29, 15	Away	6-of-12	1-of-3	0-of-1	13	10	29
Total	2 games	14-of-26	2-of-5	1-of-4	31	23	63

Webster finds comfort in returning home

- Sophomore Lefty Webster paved the way in scoring for the 49ers in the Conference USA opener Jan. 4 at Old Dominion, in her return to her hometown of Norfolk, Virginia.
- The Preseason All-Conference USA selection tallied a career-best tying 21 points on 9-of-18 field goals, including 3-of-7 from behind the arc, to finish as Charlotte's only double-digit scorer.
- She tallied 16 of her 21 points in the second half, after being limited to only 4:20 of action in the opening 20 minutes due to foul trouble. She also missed over three minutes of the second period with a minor injury before returning to action.

Take her to Virginia and she will produce

- Sophomore Lefty Webster not only shines in her hometown of Norfolk, Virginia, but she does throughout the commonwealth as a whole.
- She has tallied 21 points in both 49ers' contests in the commonwealth this year, at Liberty Nov. 14 in the season opener and at Old Dominion Jan. 4 in the start to the Conference USA campaign.

Webster in games in Virginia during 2014-15 campaign

Date	Location	FGs	3FGs	FTs	Pts	Rebs	Mins
Nov. 14	at Liberty	7-of-14	3-of-4	4-of-4	21	5	25
Jan. 4	at Old Dominion	9-of-18	3-of-7	0-of-0	21	5	21
Total	2 games	16-of-32	6-of-11	4-of-4	42	10	46

Holmes comes up big late against Owls

- Senior Ayanna Holmes compiled one of her more complete games of the campaign Jan. 17 at Rice, playing the full 40 minutes for the second time and adding seven points and six rebounds.
- Holmes' biggest contribution, however, was hitting a 3-pointer with 1:18 left to provide the 49ers enough cushion to hold on for the come-from-behind win.

Holmes comes up big late against the other Owls

- Ayanna Holmes must enjoy playing schools with Owls as their nickname because she had another solid performance when Charlotte was at Florida Atlantic Jan. 29.
- Holmes scored 10 points, while handing out nine assists for a near double-double plus adding four steals in 36 minutes.

Sigmon joins 1,000-point club as 20th member

- Senior guard Hillary Sigmon became the latest member of Charlotte's 1,000-point club, and 20th overall, when she reached the milestone Jan. 22 against UAB inside Halton Arena.
- She needed 17 points entering the contest to attain the mark and hit 6-of-10 field goals, including 1-of-2 3-pointers, and 4-of-6 free throws to finish exactly with 17 against the Blazers.
- Her final basket came with just over 17 seconds left in regulation, with her toes just inside her trademark 3-point arc.
- Sigmon becomes the first player to play exclusively for head coach Cara Consuegra to reach the plateau. Jennifer Hailey (2010-13) played her junior and senior seasons for Consuegra during the head coach's first two years with the 49ers on her way to collecting 2013 Atlantic 10 Player of the Year honors.
- Both Sigmon and Hailey finished their respective milestone-reaching games exactly at 1,000 points. Hailey accomplished the feat Nov. 17, 2012, against FGCU.

1,000-Point Scorers in School History

1	Paula Bennett	1979-82	2,078
2	Kristin Wilson	1984-87	1,902
3	Kim Fox	1978-81	1,570
4	Shannon McCallum	2008-11	1,525
5	Tonya Phifer	1998-2001	1,487
6	Sakellie Daniels	2003-06	1,481
7	Jennifer Hailey	2010-13	1,453
8	Pam Brown	2003-06	1,443
9	Markita Aldridge	1992-93, '95-96	1,440
10	Patricia Walker	1979-82	1,424
11	Candy Lucas	1983-85	1,396
12	Charlita Davis	1990-93	1,383
13	Sabrina Gregory	2005-08	1,286
14	Charlette Hargrove	1994-97	1,199
15	Nikki Richardson	1996-99	1,183
16	Hillary Sigmon	2012-15	1,178
17	Danielle Burgin	2006-09	1,169
18	Aysha Jones	2007-10	1,121
19	Peaches Harris	2001-04	1,079
20	Alicia Abernathy	2000-03	1,061

Sigmon adds to century club list

- Senior Hillary Sigmon joined another elite list in school history when she started her 100th career game when the 49ers played host to Old Dominion Feb. 7.
- Sigmon became only the eighth player in program history, and the first since Aysha Jones in 2010, to start 100 or more games in her career.

Career games started in Charlotte history

1	Monica League	2002-05	120
2	Andrea Davidson	2003-06	111
3	Hillary Sigmon	2012-15	110
4	Paula Bennett	1979-82	105
5	Aysha Jones	2007-10	104
6	Kim Fox	1978-81	102
7	Markita Aldridge	1992, '94-96	100
	Charlette Hargrove	1994-97	100

9	Heather Hart	1991-94	98
	Jennifer Hailey	2010-13	98

History made in Hattiesburg

- Charlotte women's basketball had a rare feat occur Feb. 21 at Southern Miss when three players scored at least 20 points, marking the first time it happened under head coach Cara Consuegra and first in school history in 34 years to the day.
- The 49ers topping the 20-point barrier against the Lady Eagles included sophomore Lefty Webster (24), senior Hillary Sigmon (23) and junior Kira Gordon (21).
- The trio shot a combined 26-of-46 (56.5 percent) from the floor, 7-of-18 beyond the 3-point arc and 9-of-10 at the foul line.
- Charlotte now has had four games in program history (based on available records) in which three players tallied at least 20 points, the last coming Feb. 21, 1981, at Mars Hill.
- All four games in which the feat has happened have been on the road with the Niners posting a 3-1 record in the contest.



Games with three players scoring at least 20 points

Nov. 24, 1978	W, 86-75	at Elon
Brenda Brown	25 points	
Paula Bennett	24 points	
Kim Fox	20 points	
Jan. 12, 1979	L, 85-87 (OT)	at Radford
Kim Fox	23 points	
Brenda Brown	22 points	
Paula Bennett	20 points	
Feb. 21, 1981	W, 106-71	at Mars Hill
Paula Bennett	27 points	
Kim Fox	26 points	
Patricia Walker	21 points	
Feb. 21, 2015	W, 83-72	at Southern Miss
Lefty Webster	24 points	
Hillary Sigmon	23 points	
Kira Gordon	21 points	

Holmes with double-double non-traditionally

- Senior Ayanna Holmes posted the first double-double of her career at Southern Miss Feb. 21 in a non-traditional way with career



high numbers of 10 rebounds and 10 assists, while not recording a point against the Lady Eagles.

- Holmes became the first 49ers player with a non-traditional (points/rebounds) double-double since Ny Hammonds had 10 points and 10 assists against Florida State Dec. 2, 2012, inside Halton Arena.
- Holmes finished 0-of-3 from the floor, including 0-of-1 from behind the 3-point arc, and 0-of-1 at the free throw line to finish with zero points.
- She became the fourth 49ers player on last year's roster with a double-double last season and in her career, joining junior Kira Gordon, junior Alexis Alexander and sophomore Lefty Webster.

Other nuggets from Southern Miss game

- Charlotte shot 50.8 percent for the game, including a blistering 58.1 percent in the second half. It marked the sixth time last season in which the squad hit at least 50.0 percent of its attempts, coming away with a win each time.
- The 49ers improved to 20-1 under head coach Cara Consuegra when knocking down at least 50.0 percent of their field goals.
- Charlotte handed out a season-high 25 assists, one more than the 24 against Charleston Southern Dec. 7, on 32 made field goals. The Niners were 15-of-18 assists-to-field goals in the second half.

Olley sets Halton Arena record

- Sophomore Kenya Olley keyed a strong defensive effort by the 49ers in the Feb. 26 victory over North Texas by recording a Halton Arena-record for Charlotte players with eight blocked shots.
- Her career-high blocks fall one short of the overall school standard and are the most since Danielle Burgin also had eight at Massachusetts Jan. 14, 2009.
- Olley topped the previous arena mark of seven, set twice by Adrienne Jordan, the last coming against UNC Greensboro Nov. 16, 2001.
- Olley surpassed her earlier career-best mark of four, established Dec. 15, 2014, at Ball State.

Top 5 Halton Arena individual blocked shots (by 49ers)

1	Kenya Olley	North Texas (Feb. 26, 2015)	8
2	Adrienne Jordan	Houston (Feb. 2, 2001)	7
	Adrienne Jordan	UNC Greensboro (Nov. 16, 2001)	7
4	Danielle Burgin	Massachusetts (Jan. 15, 2008)	6
	Jennifer Hailey	Furman (Jan. 3, 2012)	6

Top 5 individual blocked shots in school history

1	Teresa Bowlin	UMES (Dec. 5, 1988)	9
	Kim Fox	at Elon (Feb. 18, 1978)	9
3	Kenya Olley	North Texas (Feb. 26, 2015)	8
	Danielle Burgin	at Massachusetts (Jan. 14, 2009)	8
	Adrienne Jordan	at Cincinnati (Jan. 21, 2001)	8
	Kristin Wilson	Columbia (Feb. 8, 1987)	8

Charlotte reaches win milestone under Consuegra

- Following the March 7 66-58 win at Marshall, Charlotte completed the regular season with a 10-8 record in Conference USA action, marking the second time in four years under head coach Cara Consuegra the 49ers tallied double-digit league victories.
- The first Niners squad to post double-digit triumphs during her coaching career was in 2012-13 when Charlotte finished its last year as an Atlantic 10 member, of which it was in the league from 2005-06 through 2012-13, with a 13-1 ledger to place second in the league race.
- The combined 19 Conference USA victories in the last two seasons (2013-14, 2014-15) are the second-best in a two-year span as a member of the league for the Niners, trailing only the 20 amassed by the 2002-03 (12) and 2003-04 (8) squads.

Webster named to All-Conference USA Second Team

- Charlotte sophomore Lefty Webster was named to the All-Conference USA Second Team, the league office announced March 8 as part of the postseason awards announcements.
- She becomes the second 49ers player in as many years to receive



an all-league honor, following Ny Hammonds being selected to the second team in 2014.

- Webster, a Preseason All-Conference USA honoree, garnered All-Conference USA Freshman Team accolades in 2014.
- She is the ninth overall 49ers player in school history to receive an All-Conference USA honor.
- Webster becomes the fourth second-team choice in Conference USA for the Niners, after Peaches Harris (2003), Sakellie Daniels (2005) and Ny Hammonds (2014).
- As one of Charlotte's most versatile players on both ends of the floor, Webster started all 31 games during the season in which she



played leading the Niners in several categories.

- She reached double-figure points in 25 games, including six with at least 20 to top the 49ers in both categories. She netted a career-high 25 at North Texas Jan. 15, including a career-best 11-of-17 performance at the free throw line. She also added 24 points on the road against two of the top-four teams in the conference, at Southern Miss Feb. 21 and at WKU, the regular-season champion, March 5.
- Webster concluded the regular season by scoring in double digits in her last eight games played, her personal longest stretch of the year. She extended the streak to 10 with her performances in the two Conference USA Championships contests, versus Marshall and WKU.
- She also tallied her second career double-double with 13 points and 10 rebounds at Florida Atlantic Jan. 29. Both of her double-doubles have come against the Owls.
- Other season-high efforts included assists (7) against No. 25 WKU Jan. 8, steals (5) three times, last against Marshall Jan. 10 and blocks (3) against UTEP Feb. 12.

Charlotte players earning All-Conference USA honors

Year	Name	Team
1996	Markita Aldridge	Honorable Mention
	Lisa Gerton	Honorable Mention
2001	Tonya Phifer	First
2002	Alicia Abernathy	Third
2003	Peaches Harris	Second
	Alicia Abernathy	Third
2005	Sakellie Daniels	Second
2014	Ny Hammonds	Second
2015	Lefty Webster	Second

3-pointers record falls

- Charlotte senior Hillary Sigmon had a lot of significant moments during her final campaign with the 49ers but none may have mattered more than becoming the school's all-time leader in 3-pointers made.
- Sigmon broke the former mark by Traci Ray (2006-09) in her final collegiate contest, March 12, versus top-seed WKU in the Conference USA Championships Quarterfinals in Birmingham, Ala.
- Sigmon made only one basket during the contest but it was the record-breaking triple, giving her the program record by herself with 203 made in her career.
- She entered the league tournament with 201 before tying Ray's standard in the Niners' first game of the event, March 11, versus Marshall in the First Round.

3-Pointers Made in School History

1	Hillary Sigmon	2012-15	203
2	Traci Ray	2006-09	202
3	Peaches Harris	2001-04	157
4	Andrea Davidson	2003-06	130
5	Leslie Cook	2003-04	127
6	Shannon McCallum	2008-11	119
7	Monica League	2002-05	110
8	Tonya Phifer	1998-2001	105
9	Aysha Jones	2007-10	102
10	Nikki Richardson	1996-99	100

Sigmon signs pro deal

- Recent Charlotte women's basketball graduate Hillary Sigmon is the latest 49ers player to continue her career on the professional level, signing a deal with TH Wohnbau Angels BG Donau-Ries e.V. of the German DBBL's Bundesliga. The team is based in Nördlingen, Germany, a town in the Bavaria section of the country.
- Sigmon becomes the fourth player under head coach Cara Consuegra to sign professionally.
- Sigmon, who graduated from the university earlier in Spring 2014 with a bachelor's degree in psychology with a minor in biology, joins the squad that posted a 14-8 record and fourth-place finish in its division last year under head coach Patrick Bear.



2014-15 CONFERENCE USA STANDINGS
CONFERENCE USA OVERALL

	W-L	PCT	H	A	W-L	PCT	H	A	N	Lst10	Strk
#&(RV) WKU	16-2	.889	8-1	8-1	30-5	.857	14-1	12-3	4-1	9-1	L 1
*Middle Tennessee	14-4	.778	7-2	7-2	24-10	.706	14-4	9-5	1-1	6-4	L 1
*Southern Miss	13-5	.722	6-3	7-2	25-11	.694	14-5	9-5	2-1	7-3	L 1
UTSA	11-7	.611	7-2	4-5	16-15	.516	10-5	6-7	0-3	7-3	L 1
*Old Dominion	11-7	.611	5-4	6-3	21-13	.618	10-6	7-6	4-1	7-3	L 1
UAB	11-7	.611	7-2	4-5	18-13	.581	11-3	5-9	2-1	6-4	L 1
Louisiana Tech	10-8	.556	5-4	5-4	16-15	.516	7-4	7-10	2-1	5-5	L 1
Charlotte	10-8	.556	5-4	5-4	15-17	.469	8-6	6-7	1-4	6-4	L 1
%Marshall	8-10	.444	4-5	4-5	17-15	.531	8-5	8-8	1-2	3-7	L 1
Florida Atlantic	7-11	.389	4-5	3-6	13-17	.433	9-6	4-9	0-2	2-8	L 3
UTEP	7-11	.389	4-5	3-6	12-16	.429	9-6	3-8	0-2	4-6	L 2
Rice	4-14	.222	3-6	1-8	9-21	.300	8-8	1-12	0-1	2-8	L 1
North Texas	4-14	.222	4-5	0-9	5-24	.172	4-12	1-12	0-0	3-7	L 4
FIU	0-18	.000	0-9	0-9	3-26	.103	2-14	0-11	1-1	0-10	L 18

#-NCAA Tournament; *-WNIT Participant; %-WBI Participant
&-Conference USA Regular Season & Tournament Champion

Charlotte in the Overall Team Stats

Scoring Offense	6th
Scoring Defense	9th
Scoring Margin	7th
Free Throw Percentage	3rd
Field Goal Percentage	5th
Field Goal Percentage Defense	10th
3-Point Field Goal Percentage	5th
3-Point Field Goal Percentage Defense	13th
Rebounding Offense	10th
Rebounding Defense	2nd
Rebounding Margin	9th
Blocked Shots	5th
Assists	3rd
Steals	5th
Turnover Margin	6th
Assist/Turnover Ratio	4th
Offensive Rebounds	9th
Defensive Rebounds	14th
Defensive Rebound Percentage	11th
Offensive Rebound Percentage	7th
3-Point Field Goals Made	8th

Charlotte in the C-USA Only Team Stats

Scoring Offense	4th
Scoring Defense	9th
Scoring Margin	4th
Free Throw Percentage	2nd
Field Goal Percentage	6th
Field Goal Percentage Defense	9th
3-Point Field Goal Percentage	7th
3-Point Field Goal Percentage Defense	13th
Rebounding Offense	8th
Rebounding Defense	4th
Rebounding Margin	6th
Blocked Shots	3rd
Assists	2nd
Steals	5th
Turnover Margin	4th
Assist/Turnover Ratio	3rd
Offensive Rebounds	9th
Defensive Rebounds	11th
Defensive Rebound Percentage	11th
Offensive Rebound Percentage	6th
3-Point Field Goals Made	9th

Charlotte in the Overall Individual Stats

Scoring	12th	Lefty Webster
.....	20th	Hillary Sigmon
.....	23rd	Kira Gordon
Rebounding	15th	Kira Gordon
Field Goal Percentage	3rd	Alexis Alexander
.....	12th	Kira Gordon
Assists	2nd	Ayanna Holmes
.....	8th	Lefty Webster
Free Throw Percentage	6th	Hillary Sigmon
.....	10th	Lefty Webster
Steals	T-6th	Lefty Webster
.....	8th	Ayanna Holmes
3-Point Field Goal Percentage	9th	Hillary Sigmon
.....	13th	Lefty Webster
3-Point Field Goals Made	T-6th	Hillary Sigmon
Blocked Shots	2nd	Kenya Olley
Assist/Turnover Ratio	3rd	Ayanna Holmes
.....	9th	Lefty Webster
Offensive Rebounds	9th	Kira Gordon
.....	14th	Lefty Webster

Charlotte in the C-USA Only Individual Stats

Scoring	10th	Lefty Webster
.....	17th	Kira Gordon
.....	T-18th	Hillary Sigmon
Rebounding	11th	Kira Gordon
Field Goal Percentage	5th	Alexis Alexander
.....	8th	Kira Gordon
Assists	2nd	Ayanna Holmes
.....	7th	Lefty Webster
Free Throw Percentage	6th	Hillary Sigmon
.....	8th	Lefty Webster
.....	15th	Kira Gordon
Steals	4th	Lefty Webster
.....	5th	Ayanna Holmes
3-Point Field Goals Made	T-6th	Hillary Sigmon
Blocked Shots	T-4th	Kenya Olley
Assist/Turnover Ratio	4th	Ayanna Holmes
.....	9th	Lefty Webster
Offensive Rebounds	T-6th	Kira Gordon
.....	12th	Lefty Webster
Minutes Played	8th	Ayanna Holmes



All-Conference USA Teams

First

Shaneese Bailey, Florida Atlantic
Whitney Frazier, Louisiana Tech
Olivia Jones, Middle Tennessee
Jennie Simms, Old Dominion
Tamara Jones, Southern Miss
Janae Smith, UAB
Chastity Gooch, WKU
Alexis Govan, WKU

Second

Lefty Webster, Charlotte

Kelia Shelton, Louisiana Tech
Chukwuka Ezeigbo, Marshall
Leah Scott, Marshall
Christal Porter, Rice
Jerontay Clemons, Southern Miss
Cameasha Turner, UTEP
Kendall Noble, WKU

Freshman

Kiandre'a Pound, FIU
Malia Kency, Florida Atlantic
Tiara Davenport, Louisiana Tech
Lulu McKinney, UTEP
Tashia Brown, WKU

Defensive

Chukwuka Ezeigbo, Marshall
Jerontay Clemons, Southern Miss
Cameasha Turner, UTEP
Chastity Gooch, WKU
Kendall Noble, WKU

Player of the Year

Chastity Gooch, WKU

Freshman of the Year

Kiandre'a Pound, FIU

Sixth Player of the Year

Brandi Wingate, Louisiana Tech

Defensive Player of the Year

Kendall Noble, WKU

Newcomer of the Year

Jennie Simms, Old Dominion

Coach of the Year

Michelle Clark-Heard, WKU

Academic

Marita Davydova, FIU
Ali Gorrell, Florida Atlantic
Christal Porter, Rice
Miranda Burroughs, UAB
Cameasha Turner, UTEP
Micah Jones, WKU





OVERALL

No.	Player	GP-GS	Min-Avg	TOTAL		3-PTS		FT-FTA	Pct	REBOUNDS		PF-FO	A	TO	Blk	Stl	Pts-Avg
				FG-FGA	Pct	3FG-FGA	Pct			Off-Def--Tot	Avg						
21	Lefty Webster	31-31	979-31.6	161-374	.430	38-110	.345	74-97	.763	74-106--180	5.8	69-0	104	81	15	64	434-14.0
22	Hillary Sigmon	30-30	872-29.1	117-292	.401	53-145	.366	62-77	.805	35-48--83	2.8	58-1	50	51	5	27	349-11.6
20	Kira Gordon	32-32	970-30.3	132-278	.475	7-23	.304	86-124	.694	88-127--215	6.7	89-3	45	84	21	39	357-11.2
32	Alexis Alexander	28-2	503-18.0	92-175	.526	0-1	.000	33-44	.750	46-87--133	4.8	72-0	14	51	15	21	217-7.8
1	Ciara Gregory	32-3	457-14.3	55-189	.291	40-125	.320	25-31	.806	14-46--60	1.9	34-0	25	38	4	24	175-5.5
50	Olivia Rankin	32-29	525-16.4	78-154	.506	0-2	.000	13-16	.813	23-60--83	2.6	70-1	17	40	8	14	169-5.3
3	Ayanna Holmes	32-32	984-30.8	63-177	.356	8-41	.195	33-47	.702	12-98--110	3.4	77-0	153	67	8	62	167-5.2
23	Kenya Olley	32-1	414-12.9	51-121	.421	0-1	.000	10-20	.500	32-69--101	3.2	37-0	8	36	40	14	112-3.5
33	Tanisha Brown	17-0	117-6.9	12-25	.480	0-0	.000	16-33	.485	15-29--44	2.6	16-0	7	14	1	5	40-2.4
0	Amaya Ransom	25-0	252-10.1	19-57	.333	8-27	.296	8-10	.800	9-9--18	0.7	12-0	23	16	2	9	54-2.2
11	Griffin Dempsey	29-0	303-10.4	15-56	.268	7-27	.259	10-15	.667	3-29--32	1.1	30-0	40	35	0	10	47-1.6
5	Meme Garner	8-0	24-3.0	2-11	.182	1-7	.143	0-1	.000	2-3--5	0.6	3-0	0	3	1	1	5-0.6
TM	TEAM									66-61--127	4.0	0		14			
	Total	32		797-1909	.417	162-509	.318	370-515	.718	419-772--1191	37.2	567-5	486	530	120	290	2126-66.4
	Opponents	32		763-1835	.416	164-481	.341	381-542	.703	395-764-1159	36.2	533-8	413	567	96	238	2071-64.7

CONFERENCE USA

No.	Player	GP-GS	Min-Avg	TOTAL		3-PTS		FT-FTA	Pct	REBOUNDS		PF-FO	A	TO	Blk	Stl	Pts-Avg
				FG-FGA	Pct	3FG-FGA	Pct			Off-Def--Tot	Avg						
21	Lefty Webster	17-17	549-32.3	94-215	.437	20-59	.339	48-62	.774	41-59--100	5.9	41-0	62	49	8	38	256-15.1
20	Kira Gordon	18-18	561-31.2	87-174	.500	4-13	.308	52-71	.732	51-76--127	7.1	50-0	31	47	12	23	230-12.8
22	Hillary Sigmon	18-18	548-30.4	75-186	.403	33-95	.347	40-49	.816	14-32--46	2.6	35-1	31	23	1	21	223-12.4
32	Alexis Alexander	17-0	301-17.7	53-102	.520	0-1	.000	23-29	.793	28-55--83	4.9	48-0	10	36	10	13	129-7.6
50	Olivia Rankin	18-17	295-16.4	46-98	.469	0-1	.000	6-7	.857	13-41--54	3.0	39-0	12	23	5	10	98-5.4
3	Ayanna Holmes	18-18	605-33.6	37-99	.374	6-24	.250	17-26	.654	9-55--64	3.6	43-0	95	38	7	38	97-5.4
1	Ciara Gregory	18-1	229-12.7	30-90	.333	19-59	.322	18-22	.818	7-31--38	2.1	15-0	13	23	1	10	97-5.4
23	Kenya Olley	18-1	217-12.1	29-73	.397	0-0	.000	9-14	.643	23-36--59	3.3	21-0	6	19	22	4	67-3.7
11	Griffin Dempsey	15-0	123-8.2	4-21	.190	3-8	.375	3-4	.750	0-15--15	1.0	10-0	13	20	0	5	14-0.9
33	Tanisha Brown	10-0	52-5.2	3-11	.273	0-0	.000	2-10	.200	8-9--17	1.7	6-0	0	8	1	2	8-0.8
0	Amaya Ransom	14-0	107-7.6	4-24	.167	0-10	.000	2-2	1.000	2-5--7	0.5	6-0	5	4	1	4	10-0.7
5	Meme Garner	6-0	13-2.2	1-6	.167	0-5	.000	0-1	.000	0-2--2	0.3	1-0	0	2	1	0	2-0.3
TM	TEAM									39-34--73	4.1	0		7			
	Total	18		463-1099	.421	85-275	.309	220-297	.741	235-450--685	38.1	315-1	278	299	69	168	1231-68.4
	Opponents	18		437-1061	.412	83-252	.329	217-312	.696	229-440--669	37.2	303-7	228	326	51	142	1174-65.2



Schedule/Results

Record: 15-17, Conference USA: 10-8
(Home: 8-6, Away: 6-7, Neutral: 1-4)

Nov. 5	Catawba (exh.)	W, 93-64
Nov. 14	at Liberty	W, 79-77
Nov. 18	North Carolina State	L, 63-70
Nov. 21	Elon	L, 54-67
Nov. 27	vs. Montana#	L, 58-67
Nov. 28	vs. Wake Forest#	L, 58-65
Nov. 29	vs. Princeton#	L, 43-73
Dec. 4	at No. 1/2 South Carolina (SEC)	L, 61-82
Dec. 7	Charleston Southern	W, 75-43
Dec. 15	at Ball State	L, 66-76
Dec. 18	Presbyterian	W, 66-50
Dec. 21	Davidson	W, 86-51
Dec. 29	at Utah	L, 52-54
Jan. 4	at Old Dominion*	L, 57-66
Jan. 8	No. 25/rv WKU*	L, 61-76
Jan. 10	Marshall*	W, 74-56
Jan. 15	at North Texas*	W, 67-58
Jan. 17	at Rice*	W, 62-59
Jan. 22	UAB*	L, 52-60
Jan. 24	Middle Tennessee* (FSN)	L, 54-84
Jan. 29	at Florida Atlantic*	L, 68-71
Jan. 31	at FIU*	W, 81-62
Feb. 7	Old Dominion*	W, 82-67
Feb. 12	UTEP*	L, 72-75
Feb. 14	UTSA*	W, 74-54
Feb. 19	at Louisiana Tech*	L, 61-71
Feb. 21	at Southern Miss*	W, 83-72
Feb. 26	North Texas*	W, 71-46
Feb. 28	Rice*	W, 74-59
March 5	at WKU*	L, 72-80
March 7	at Marshall*	W, 66-58
March 11	vs. Marshall^ (ASN)	W, 67-52
March 12	vs. WKU^ (ASN)	L, 67-70

- Triple Crown Cancun Challenge Mayan Tournament (Riviera Maya, Mexico)
 * - Conference USA game
 ^ - Conference USA Championships game (Birmingham, Ala.)
 All times Eastern and subject to change
 Home games in **bold** played inside Halton Arena
 (SEC) - SEC Network
 (FSN) - Fox Sports Networks (C-USA TV package)
 (ASN) - American Sports Networks (C-USA TV package)
 Rankings are listed as Associated Press/USA Today Coaches





Vines Center Lynchburg, Va. November 14, 2014

Charlotte (1-0)

Charlotte player stats: Player, FG-FGA, 3FG-FGA, FT-FTA, O-D-T, PF, TP, A, TO, B, S, MIN. Totals: 30-62, 13-20, 6-9, 14-17-31, 21, 79, 21, 17, 2, 12, 200.

Liberty (0-1)

Liberty player stats: Player, FG-FGA, 3FG-FGA, FT-FTA, O-D-T, PF, TP, A, TO, B, S, MIN. Totals: 27-60, 7-16, 16-25, 21-20-41, 12, 77, 17, 20, 4, 7, 200.

Halftime Score: Liberty, 37-32 PIP: LIB, 36-26; OFFTO: LIB, 25-17; 2ndCH: LIB, 21-17; FB: LIB, 6-2 Deadball Rebounds: Liberty 4; Charlotte 1; Attendance: 4352



Halton Arena Charlotte, N.C. November 18, 2014

North Carolina State (3-0)

North Carolina State player stats: Player, FG-FGA, 3FG-FGA, FT-FTA, O-D-T, PF, TP, A, TO, B, S, MIN. Totals: 23-50, 8-20, 16-21, 6-27-33, 23, 70, 8, 18, 1, 5, 200.

Charlotte (1-1)

Charlotte player stats: Player, FG-FGA, 3FG-FGA, FT-FTA, O-D-T, PF, TP, A, TO, B, S, MIN. Totals: 23-55, 4-16, 13-21, 10-26-36, 19, 63, 15, 19, 2, 9, 200.

Halftime Score: North Carolina State, 42-36 PIP: CHA, 28-24; OFFTO: CHA, 22-20; 2ndCH: CHA, 9-5; FB: Tied, 6-6 Deadball Rebounds: North Carolina State 0; Charlotte 2; Attendance: 1592



Halton Arena Charlotte, N.C. November 21, 2014

Elon (3-0)

Elon player stats: Player, FG-FGA, 3FG-FGA, FT-FTA, O-D-T, PF, TP, A, TO, B, S, MIN. Totals: 23-53, 10-25, 11-14, 7-30-37, 18, 67, 18, 19, 6, 6, 200.

Charlotte (1-2)

Charlotte player stats: Player, FG-FGA, 3FG-FGA, FT-FTA, O-D-T, PF, TP, A, TO, B, S, MIN. Totals: 21-66, 1-14, 11-16, 17-24-41, 20, 54, 11, 15, 3, 7, 200.

Halftime Score: Elon, 34-29 PIP: CHA, 38-22; OFFTO: Tied, 19-19; 2ndCH: CHA, 14-6; FB: Elon, 11-10 Deadball Rebounds: Elon 2; Charlotte 3; Attendance: 1252



Hard Rock Hotel Riviera Maya, Mexico November 27, 2014

Charlotte (1-3)

Charlotte player stats: Player, FG-FGA, 3FG-FGA, FT-FTA, O-D-T, PF, TP, A, TO, B, S, MIN. Totals: 21-58, 5-17, 11-17, 12-17-29, 22, 58, 9, 15, 1, 14, 200.

Montana (2-1)

Montana player stats: Player, FG-FGA, 3FG-FGA, FT-FTA, O-D-T, PF, TP, A, TO, B, S, MIN. Totals: 23-50, 6-17, 15-18, 13-28-41, 16, 67, 15, 21, 2, 8, 200.

Halftime Score: Montana, 34-27 PIP: MONT, 26-23; OFFTO: CHA, 21-14; 2ndCH: CHA, 12-10; FB: CHA, 11-2 Deadball Rebounds: Montana 0; Charlotte 3; Attendance: 650



Hard Rock Hotel Riviera Maya, Mexico November 28, 2014

Wake Forest (5-1)

Wake Forest player stats: Player, FG-FGA, 3FG-FGA, FT-FTA, O-D-T, PF, TP, A, TO, B, S, MIN. Totals: 24-56, 5-13, 12-16, 13-23-36, 15, 65, 15, 24, 1, 8, 200.

Charlotte (1-4)

Charlotte player stats: Player, FG-FGA, 3FG-FGA, FT-FTA, O-D-T, PF, TP, A, TO, B, S, MIN. Totals: 21-56, 7-16, 9-11, 10-20-30, 20, 58, 9, 24, 8, 16, 200.

Halftime Score: Charlotte, 35-29 PIP: WF, 30-18; OFFTO: WF, 30-18; 2ndCH: WF, 9-5; FB: CHA, 13-12 Deadball Rebounds: Wake Forest 2,2; Charlotte 2,1; Attendance: 650



Hard Rock Hotel Riviera Maya, Mexico November 29, 2014

Charlotte (1-5)

Charlotte player stats: Player, FG-FGA, 3FG-FGA, FT-FTA, O-D-T, PF, TP, A, TO, B, S, MIN. Totals: 15-53, 3-18, 10-16, 10-25-35, 20, 43, 9, 13, 3, 4, 200.

Princeton (7-0)

Princeton player stats: Player, FG-FGA, 3FG-FGA, FT-FTA, O-D-T, PF, TP, A, TO, B, S, MIN. Totals: 28-55, 5-14, 12-20, 7-29-36, 15, 73, 12, 8, 4, 7, 200.

Halftime Score: Princeton, 41-21 PIP: PRIN, 36-12; OFFTO: PRIN, 10-7; 2ndCH: Tied, 6-6; FB: PRIN, 12-2 Deadball Rebounds: Princeton 2,2; Charlotte 3,1; Attendance: 650



Halton Arena Charlotte, N.C. February 12, 2015

Box score for Charlotte vs UTEP game on Feb 12, 2015. Includes player stats and team totals.

Charlotte (9-14, 5-6 C-USA)

Box score for Charlotte vs Louisiana Tech game on Feb 12, 2015.

Summary statistics for Charlotte vs Louisiana Tech game.

Halftime Score: Charlotte, 39-36. PIP: UTEP, 34-32; OFFTO: UTEP, 19-15; 2ndCH: CHA, 14-7; FB: UTEP, 18-11. Deadball Rebounds: UTEP 2,1; Charlotte 7; Attendance: 588



Halton Arena Charlotte, N.C. February 14, 2015

Box score for Charlotte vs UTSA game on Feb 14, 2015.

Charlotte (10-14, 6-6 C-USA)

Box score for Charlotte vs Louisiana Tech game on Feb 14, 2015.

Summary statistics for Charlotte vs Louisiana Tech game.

Halftime Score: Charlotte, 32-17. PIP: Tied, 42-42; OFFTO: CHA, 26-20; 2ndCH: CHA, 10-6; FB: UTSA, 18-7. Deadball Rebounds: UTSA 5; Charlotte 3; Attendance: 642



Thomas Assembly Center Ruston, La. February 19, 2015

Box score for Charlotte vs Louisiana Tech game on Feb 19, 2015.

Louisiana Tech (14-11, 9-5 C-USA)

Box score for Louisiana Tech vs Charlotte game on Feb 19, 2015.

Summary statistics for Louisiana Tech vs Charlotte game.

Halftime Score: Charlotte, 28-26. PIP: LT, 38-24; OFFTO: LT, 20-17; 2ndCH: LT, 12-8; FB: LT, 22-6. Deadball Rebounds: Louisiana Tech 0; Charlotte 2; Attendance: 1719



Reed Green Coliseum Hattiesburg, Miss. February 21, 2015

Box score for Charlotte vs Southern Miss game on Feb 21, 2015.

Summary statistics for Charlotte vs Southern Miss game.

Southern Miss (18-8, 11-4 C-USA)

Box score for Southern Miss vs Charlotte game on Feb 21, 2015.

Summary statistics for Southern Miss vs Charlotte game.

Halftime Score: Southern Miss, 42-34. PIP: Tied, 30-30; OFFTO: USM, 17-12; 2ndCH: CHA, 15-11; FB: CHA, 4-2. Deadball Rebounds: Southern Miss 3; Charlotte 0; Attendance: 1732



Halton Arena Charlotte, N.C. February 26, 2015

Box score for Charlotte vs North Texas game on Feb 26, 2015.

Summary statistics for Charlotte vs North Texas game.

Charlotte (12-15, 8-7 C-USA)

Box score for Charlotte vs North Texas game on Feb 26, 2015.

Summary statistics for Charlotte vs North Texas game.

Halftime Score: Charlotte, 40-30. PIP: CHA, 30-14; OFFTO: CHA, 23-9; 2ndCH: CHA, 11-6; FB: CHA, 13-6. Deadball Rebounds: North Texas 2; Charlotte 2; Attendance: 562

CHARLOTTE



WOMEN'S BASKETBALL

2015-16



BALL STATE CARDINALS

FRIDAY NOVEMBER 13 • 5:30 P.M.
HALTON ARENA • CHARLOTTE, N.C.



Brady Sallee



Nathalie Fontaine



General Information

Location Muncie, Ind.
Founded 1918
Enrollment 17,005
Nickname Cardinals
Colors Cardinal and White
Facility Worthen Arena
Capacity 11,500
Conference Mid-American
President Dr. Paul W. Ferguson
Athletics Director Mark Sandy

Staff Information

Head Coach Brady Sallee
Alma Mater Thomas Moore/1997
School Record (Years) 52-47 (3)
Overall Record (Years) 188-156 (11)
Assistant Coach Tennille Adams
Assistant Coach Ryan Patterson
Assistant Coach Audrey Spencer
Director of Operations Sydney Mitchell

Team Information

2014-15 Record 17-14
2014-15 Conference Record 13-5
Postseason WNIT First Round
Starters R/L 2/3
Letterwinners R/L 7/3
Newcomers 3

Media Information

Women's Basketball SID Paula Haughn
Office Phone 765.285.8242
Cell Phone 765.716.1837
Email pmhaughn@bsu.edu
Press Row Phone 765.285.8930
Website www.ballstatesports.com
WBB Twitter @BallStateWBB

Series Information

Overall Series Ball State, 2-0
Last Meeting Away; W, 66-76 (12.05.14)
in Charlotte 0-0
in Halton Arena 0-0
in Muncie 0-1
Neutral Sites 0-1
Current Streak L, 2
Consuegra vs. Ball State 0-1

2015-16 Schedule

N13at Charlotte
N19WKU
N23Austin Peay
N27vs. Florida
N28vs. Massachusetts/at Colorado
D3Ohio Valley
D6Butler
D10at Lipscomb
D13at Purdue
D21at Evansville
D28Saint Louis
J2Toledo
J6at Ohio
J9Miami (Ohio)
J13Buffalo
J16at Bowling Green
J20Eastern Michigan
J23at Western Michigan
J30Ohio
F3Akron
F6at Buffalo
F10Central Michigan
F13at Kent State
F17at Northern Illinois
F20Western Michigan
F24at Central Michigan
F27at Eastern Michigan
M2Northern Illinois
M5at Toledo

2014-15 Results

N14Purdue	L, 60-66
N19Evansville	W, 76-70
N23at Louisville	L, 56-69
N29Murray State	W, 85-59
N30Duquesne	L, 62-82
D6Oakland	W, 75-50
D13at Butler	L, 41-48
D15Charlotte	W, 76-66
D18at Pittsburgh	L, 47-59
D21at WKU	L, 59-84
D30at Saint Louis	L, 68-73 (OT)
J3at Bowling Green	W, 62-50
J7Miami (Ohio)	W, 72-41
J10Western Michigan	W, 54-36
J14Kent State	W, 85-47
J17at Buffalo	L, 43-53
J21at Akron	W, 77-73
J24Ohio	L, 53-60
J28at Miami (Ohio)	W, 72-55
J31Northern Illinois	L, 62-65
F7at Toledo	W, 69-61
F11at Eastern Michigan	W, 72-62
F14Bowling Green	W, 77-52
F18Central Michigan	W, 73-64
F21at Northern Illinois	W, 51-50
F25Eastern Michigan	L, 41-56
F28at Western Michigan	L, 50-51
M4at Central Michigan	W, 85-69
M7Toledo	W, 71-55
M13vs. Eastern Michigan	L, 65-75
M19at Middle Tennessee	L, 58-69

COLLEGE OF CHARLESTON COUGARS

TUESDAY DECEMBER 8 • 7 P.M.
HALTON ARENA • CHARLOTTE, N.C.



Candice M. Jackson



Breanna Bolden



General Information

Location Charleston, S.C.
Founded 1770
Enrollment 11,617
Nickname Cougars
Colors Maroon and White
Facility TD Arena
Capacity 5,100
Conference Colonial Athletic Association
President Glenn F. McConnell
Athletics Director Joe Hull

Staff Information

Head Coach Candice M. Jackson
Alma Mater Michigan State/2004
School Record (Years) 5-25 (1)
Overall Record (Years) 5-25 (1)
Associate Head Coach Bob Clark
Assistant Coach Adria Crawford
Assistant Coach Darren Guensch

Team Information

2014-15 Record 5-25
2014-15 Conference Record 3-15
Postseason none
Starters R/L 3/2
Letterwinners R/L 5/7
Newcomers 7

Media Information

Women's Basketball SID Chris Chandler
Office Phone 843.953.5465
Cell Phone 408.396.9495
Email chandlercw@cofc.edu
Press Row Phone 843.819.7429
Website www.cofcsports.com
WBB Twitter @CofCWBasketball

Series Information

Overall Series Tied, 2-2
Last Meeting Home; W, 83-60 (12.15.91)
in Charlotte 2-0
in Halton Arena 0-0
in Charleston 0-1
Neutral Sites 0-1
Current Streak W, 2
Consuegra vs. College of Charleston 0-0

2015-16 Schedule

N13Houston
N16at Boise State
N18at Weber State
N22at Virginia Tech
N28Charleston Southern
D2Appalachian State
D8at Charlotte
D18WKU
D20Louisville
D22Winthrop
D30at Mercer
J3at Drexel
J8at James Madison
J10Hofstra
J15Delaware
J17at UNC Wilmington
J22at Elon
J24James Madison
J29at William & Mary
J31Towson
F5Northeastern
F7Drexel
F12at Delaware
F14at Towson
F19Elon
F21William & Mary
F26at Northeastern
F28at Hofstra
M2UNC Wilmington

2014-15 Results

N14at Kennesaw State	L, 61-68
N16UNC Greensboro	L, 68-70
N19at East Carolina	L, 55-68
N23at George Mason	L, 61-71
N28vs. Connecticut	L, 24-85
N29vs. Minnesota	L, 50-74
N30vs. Villanova	L, 41-60
D4at USF	L, 47-67
D21at Mercer	W, 72-59
D28at South Carolina State	L, 51-60
D30USC Upstate	W, 61-60
J4at Hofstra	L, 53-78
J6Delaware	W, 55-49
J9at UNC Wilmington	L, 57-69
J11at Elon	L, 68-77
J16Towson	L, 52-56
J18Northeastern	W, 59-38
J22at Delaware	L, 49-80
J25James Madison	L, 53-73
J30at Drexel	L, 47-64
F1at Towson	L, 49-71
F8Elon	L, 71-75
F13Hofstra	L, 57-69
F15at William & Mary	L, 59-74
F19Drexel	L, 52-63
F22at Northeastern	W, 56-54
F26William & Mary	L, 42-74
M1UNC Wilmington	L, 65-76
M4at James Madison	W, 58-107
M12vs. Towson	L, 70-79

DAVIDSON WILDCATS

SUNDAY DECEMBER 20 • 2 P.M.
BELK ARENA • DAVIDSON, N.C.



Michele Savage



Hannah Early



General Information

Location Davidson, N.C.
 Founded 1837
 Enrollment 1,900
 Nickname Wildcats
 Colors Red and Black
 Facility John M. Belk Arena
 Capacity 5,223
 Conference Atlantic 10
 President Carol Quillen
 Athletics Director Jim Murphy

Staff Information

Head Coach Michele Savage
 Alma Mater Northwestern/1993
 School Record (Years) 79-81 (5)
 Overall Record (Years) 79-81 (5)
 Assistant Coach Mary Ciuk
 Assistant Coach Kira Mowen
 Assistant Coach Shannon Gholar

Team Information

2014-15 Record 5-25
 2014-15 Conference Record 1-15
 Postseason none
 Starters R/L 5/0
 Letterwinners R/L 9/3
 Newcomers 4

Media Information

Women's Basketball SID Gavin McFarlin
 Office Phone 704.894.2635
 Cell Phone 419.566.3854
 Email gamcfarlin@ davidson.edu
 Press Row Phone 704.892.3324
 Website www.davidsonwildcats.com
 WBB Twitter @DavidsonWBB

Series Information

Overall Series Charlotte, 15-8
 Last Meeting Home; W, 86-51 (12.21.14)
 in Charlotte 10-4
 in Halton Arena 7-2
 in Davidson 5-4
 Neutral Sites 0-0
 Current Streak W, 6
 Consuegra vs. Davidson 4-0

2015-16 Schedule

N13	at Furman
N17	at Wake Forest
N22	at North Carolina State
N24	at High Point
N27	vs. Bowling Green
N28	at UNC Wilmington
D2	at Radford
D5	Western Carolina
D9	Michigan State
D12	South Carolina State
D18	ETSU
D20	Charlotte
D30	at James Madison
J2	at Fordham
J6	at La Salle
J10	Saint Louis
J13	St. Bonaventure
J17	at VCU
J20	Fordham
J23	at Rhode Island
J27	George Washington
J31	at Dayton
F3	George Mason
F6	Duquesne
F10	at Richmond
F15	at Saint Louis
F21	Massachusetts
F24	at Saint Joseph's
F27	VCU

2014-15 Results

N14	at Furman	L, 60-67
N17	Southern California	L, 64-99
N20	at Gardner-Webb	W, 68-67
N23	Mount Saint Mary's	W, 67-62
N25	High Point	W, 76-57
N30	at No. 21/24 Rutgers	L, 44-100
D2	North Carolina A&T	L, 57-62 (OT)
D7	James Madison	L, 57-73
D13	at Winthrop	L, 60-75
D19	at North Carolina State	L, 66-82
D21	at Charlotte	L, 51-86
D28	at Virginia	W, 67-57
D29	vs. Miami (Ohio)	L, 58-59
J4	La Salle	L, 54-63
J7	Dayton	L, 51-67
J11	Rhode Island	L, 62-71
J15	at VCU	L, 53-62
J18	at Saint Louis	W, 53-50
J21	Richmond	L, 48-56
J24	at Duquesne	L, 47-83
J28	Fordham	L, 45-66
J31	Saint Joseph's	L, 52-57
F5	at George Washington	L, 35-52
F8	at George Mason	L, 60-63
F14	Saint Louis	L, 59-77
F18	at Massachusetts	L, 49-60
F21	at St. Bonaventure	L, 56-72
F25	at VCU	L, 63-66
M1	at Fordham	L, 46-54
M4	vs. La Salle	L, 63-74

ELON PHOENIX

THURSDAY NOVEMBER 19 • 7 P.M.
ALUMNI GYM • ELON, N.C.



Charlotte Smith



Shay Burnett



General Information

Location Elon, N.C.
 Founded 1889
 Enrollment 6,483
 Nickname Phoenix
 Colors Maroon and Gold
 Facility Alumni Gym
 Capacity 1,607
 Conference .. Colonial Athletic Association
 President Dr. Leo M. Lambert
 Athletics Director Dave Blank

Staff Information

Head Coach Charlotte Smith
 Alma Mater North Carolina/1999
 School Record (Years) 69-57 (4)
 Overall Record (Years) 69-57 (4)
 Assistant Coach Cristy McKinney
 Assistant Coach Josh Wick
 Assistant Coach Tasha Taylor
 Director of Operations Morgan Oliver

Team Information

2014-15 Record 19-13
 2014-15 Conference Record 11-7
 Postseason WNIT First Round
 Starters R/L 3/2
 Letterwinners R/L 14/3
 Newcomers 2

Media Information

Women's Basketball SID ... Paige Fredrickson
 Office Phone 336.278.6761
 Cell Phone 281.433.6794
 Email pfredrickson@elon.edu
 Press Row Phone 336.278.6747
 Website www.elonphoenix.com
 WBB Twitter @ElonWBBasketball

Series Information

Overall Series Charlotte, 4-3
 Last Meeting Home; L, 54-67 (11.21.14)
 in Charlotte 1-2
 in Halton Arena 1-1
 in Elon 2-0
 Neutral Sites 1-1
 Current Streak L, 1
 Consuegra vs. Elon 1-1

2015-16 Schedule

N14	Lenoir-Rhyne
N16	at Liberty
N19	Charlotte
N22	at American
N24	at Navy
N29	ETSU
D5	at Furman
D13	at North Carolina State
D19	High Point
D22	at South Carolina
D28	at West Virginia
J3	at UNC Wilmington
J8	Hofstra
J10	James Madison
J15	at Towson
J17	at Drexel
J22	College of Charleston
J26	UNC Wilmington
J29	at Northeastern
J31	at Hofstra
F5	William & Mary
F7	at Delaware
F12	Towson
F14	Northeastern
F19	at College of Charleston
F21	Drexel
F26	Delaware
F28	at James Madison
M2	at William & Mary

2014-15 Results

N14	Anderson	W, 77-72
N16	Navy	W, 69-56
N21	at Charlotte	W, 67-54
N25	Liberty	W, 73-62
N30	at High Point	L, 71-87
D7	at North Carolina State	L, 51-84
D14	Vanderbilt	L, 50-66
D17	Campbell	W, 77-51
D21	vs. North Carolina	L, 67-85
D29	Furman	W, 81-71
D31	Lenoir-Rhyne	W, 62-46
J4	at Delaware	W, 60-50
J6	Drexel	L, 47-57
J9	at William & Mary	W, 72-59
J11	College of Charleston	W, 77-68
J15	James Madison	L, 51-68
J18	Towson	W, 58-43
J22	at UNC Wilmington	L, 68-76
J25	Northeastern	W, 80-77 (OT)
J30	at James Madison	L, 60-89
F5	at Towson	W, 84-70
F8	at College of Charleston	W, 75-71
F12	UNC Wilmington	L, 82-86
F15	Hofstra	L, 53-55
F19	at Northeastern	W, 74-73
F22	William & Mary	W, 64-60
F27	at Drexel	L, 51-54
M1	at Hofstra	W, 64-58
M4	Delaware	W, 77-76 (OT)
M13	vs. UNC Wilmington	W, 60-48
M14	vs. James Madison	L, 60-63
M19	at Georgia Tech	L, 47-69



GEORGIA STATE PANTHERS

GSU THANKSGIVING CLASSIC

SUNDAY NOVEMBER 29 • 3 P.M.
GSU SPORTS ARENA • ATLANTA, GA.



Sharon Baldwin-Tener



Makeba Ponder



General Information

LocationAtlanta, Ga.
Founded1913
Enrollment32,000
NicknamePanthers
Colors.....Blue and White
Facility.....Georgia State Sports Arena
Capacity.....3,400
Conference.....Sun Belt
President.....Mark P. Becker
Athletics Director.....Charlie Cobb

Staff Information

Head CoachSharon Baldwin-Tener
Alma MaterGeorgia/1991
School Record (Years)58-93 (5)
Overall Record (Years).....253-235 (15)
Assistant Coach.....Laticia Trammel
Assistant Coach.....Erin Bathth
Assistant Coach.....Cameron Sealey
Director of Operations.....Portia Jones

Team Information

2014-15 Record13-17
2014-15 Conference Record8-12
Postseasonnone
Starters R/L.....3/2
Letterwinners R/L7/4
Newcomers.....8

Media Information

Women's Basketball SIDCharlie Taylor
Office Phone.....404.413.4031
Cell Phone404.556.2295
Email.....ctaylor@gsu.com
Press Row Phone404.413.4099
Websitewww.georgiastatesports.com
WBB Twitter@GSU_WBB

Series Information

Overall SeriesCharlotte, 6-3
Last Meeting..... Home; L, 49-53 (02.08.89)
in Charlotte3-1
in Halton Arena0-0
in Atlanta3-2
Neutral Sites0-0
Current Streak.....L, 1
Consuegra vs. Georgia State.....0-0

2015-16 Schedule

N13	at Kennesaw State
N19	at Tennessee Tech
N21	Morehead State
N24	at Alabama
N28	Howard
N29	Charlotte
D5	North Florida
D20	vs. Bethune-Cookman
D21	at Stetson
D30	at UTA
J2	at Texas State
J7	Troy
J9	South Alabama
J14	ULM
J16	Louisiana
J19	Georgia Southern
J21	at Appalachian State
J28	at Arkansas State
J30	at Little Rock
F4	Texas State
F6	UTA
F11	at South Alabama
F13	at Troy
F18	Little Rock
F20	Arkansas State
F22	at Georgia Southern
F27	Appalachian State
M3	at Louisiana
M5	at ULM

2014-15 Results

N15	at North Florida	W, 72-59
N24	Thomas	W, 101-55
N28	Samford	L, 72-74
N30	Liberty	L, 71-73
D3	Kennesaw State	L, 64-73
D7	at Morehead State	L, 72-74
D13	Tennessee Tech	W, 72-60
D19	Massachusetts	W, 71-66
D20	La Salle	L, 68-76
D30	ULM	W, 80-72
J3	Little Rock	L, 55-75
J5	Texas State	W, 74-69
J8	at Louisiana	L, 52-68
J10	Troy	L, 87-96
J15	UTA	L, 39-45
J17	at Appalachian State	W, 76-71
J19	at Arkansas State	L, 65-76
J24	Louisiana	L, 56-63
J29	at UTA	L, 45-57
J31	Arkansas State	L, 47-61
F5	at Georgia Southern	W, 82-54
F7	at South Alabama	W, 84-78
F14	at Texas State	L, 61-71
F19	South Alabama	W, 69-54
F21	Appalachian State	W, 80-70
F26	at Little Rock	L, 39-56
F28	at Troy	L, 75-88
M5	at ULM	W, 66-61
M7	Georgia Southern	L, 74-82
M11	vs. Little Rock	L, 54-71

MERCER BEARS

GSU THANKSGIVING CLASSIC

SATURDAY NOVEMBER 28 • 3 P.M.
GSU SPORTS ARENA • ATLANTA, GA.



Susie Gardner



Kahlia Lawrence



General Information

LocationMacon, Ga.
Founded1833
Enrollment8,557
NicknameBears
Colors.....Orange and Black
Facility.....Hawkins Areana
Capacity.....3,200
Conference.....Southern
President.....William D. Underwood
Athletics Director.....Jim Cole

Staff Information

Head CoachSusie Gardner
Alma MaterGeorgia/1986
School Record (Years)65-91 (5)
Overall Record (Years).....241-238 (16)
Assistant Coach.....Tiffany Morton
Assistant Coach.....Trelanne M. Powell
Assistant Coach.....Ben Wierzba
Director of Operations.....Seth Ralston

Team Information

2014-15 Record20-15
2014-15 Conference Record9-5
PostseasonWNIT First Round
Starters R/L.....1/4
Letterwinners R/L5/5
Newcomers.....8

Media Information

Women's Basketball SIDJenny Moss
Office Phone.....478.301.5218
Cell Phone478.796.4336
Email.....moss_je@mercer.edu
Press Row Phone478.796.4336
Websitemercerbears.com
WBB Twitter@MercerWBB

Series Information

Overall SeriesCharlotte, 2-1
Last Meeting..Neutral; W, 75-57 (01.02.93)
in Charlotte1-0
in Halton Arena0-0
in Macon0-1
Neutral Sites1-0
Current Streak.....W, 2
Consuegra vs. Mercer.....0-0

2015-16 Schedule

N13	Coastal Georgia
N16	at Tennessee Tech
N20	Georgia Southern
N22	Saint Louis
N28	vs. Charlotte
N29	vs. Howard
D2	at Georgia
D5	at Kennesaw State
D13	Faulkner
D15	at Florida State
D19	Southern Illinois
D21	Jacksonville State
D30	College of Charleston
J2	North Florida
J4	at Florida A&M
J7	at UNC Greensboro
J9	at Western Carolina
J16	at Samford
J21	Chattanooga
J23	ETSU
J28	at Wofford
J30	at Furman
F4	Western Carolina
F6	UNC Greensboro
F13	Samford
F18	at ETSU
F20	at Chattanooga
F25	Wofford
F27	Furman

2014-15 Results

N14	at Mississippi State	L, 66-97
N21	Jackson State	W, 80-48
N22	Eastern Kentucky	W, 69-64
N25	Tennessee Tech	W, 73-67
N28	at Saint Louis	W, 80-75 (20T)
N30	at Southern Illinois	L, 52-67
D4	Georgia	L, 49-68
D6	at Georgia Southern	W, 84-61
D14	at Alabama	W, 46-39
D16	Kennesaw State	L, 56-76
D19	Belmont	L, 83-86
D21	at College of Charleston	L, 59-72
D29	at Jacksonville State	L, 66-67
J1	at North Florida	L, 55-57
J4	Florida A&M	W, 61-47
J6	at Kennesaw State	W, 54-44
J10	at Western Carolina	W, 68-51
J12	at UNC Greensboro	W, 74-73
J17	Wofford	W, 80-51
J19	Furman	L, 55-58
J26	ETSU	L, 70-72
J31	at Chattanooga	L, 59-71
F2	at Samford	W, 74-59
F7	UNC Greensboro	W, 80-62
F9	Western Carolina	W, 82-60
F14	at Furman	W, 88-82
F16	at Wofford	W, 63-51
F21	at ETSU	L, 49-70
F23	Chattanooga	L, 51-51
F28	Samford	W, 70-65
M5	vs. Wofford	W, 75-54
M6	vs. ETSU	L, 56-66
M19	Troy	W, 83-68
M22	Marshall	W, 73-71
M25	at Siena	L, 54-65



MIAMI (FLA.) HURRICANES

MONDAY NOVEMBER 23 • 7 P.M.
HALTON ARENA • CHARLOTTE, N.C.



Katie Meier



Adrienne Motley



General Information

Location Coral Gables, Fla.
Founded 1925
Enrollment 16,188
Nickname Hurricanes
Colors Orange, Green and White
Facility BankUnited Center
Capacity 7,972
Conference Atlantic Coast
President Dr. Julio Frenk
Athletics Director Blake James

Staff Information

Head Coach Katie Meier
Alma Mater Duke/1989
School Record (Years) 183-134 (10)
Overall Record (Years) 259-179 (14)
Assistant Coach Octavia Blue
Assistant Coach Tia Jackson
Assistant Coach Fitzroy Anthony
Director of Operations Lonette Hall

Team Information

2014-15 Record 20-13
2014-15 Conference Record 8-8
Postseason NCAA Second Round
Starters R/L 3/2
Letterwinners R/L 8/4
Newcomers 4

Media Information

Women's Basketball SID Alex Schwartz
Office Phone 305.284.3249
Cell Phone 609.802.3674
Email alexschwartz@miami.edu
Press Row Phone 305.284.2111
Website www.hurricanesports.com
WBB Twitter @CanesWBB

Series Information

Overall Series Charlotte, 1-0
Last Meeting Neutral; W, 82-80 (03.24.90)
in Charlotte 0-0
in Halton Arena 0-0
in Coral Gables 0-0
Neutral Sites 1-0
Current Streak W, 1
Consuegra vs. Miami (Fla.) 0-0

2015-16 Schedule

N13	Wright State
N15	Bethune-Cookman
N17	at Old Dominion
N21	Loyola-Chicago
N23	at Charlotte
N27	Milwaukee
N29	La Salle
D2	Illinois
D4	Coppin State
D6	UMass-Lowell
D19	vs. Baylor
D20	vs. Indiana
D22	FIU
D30	North Carolina State
J3	at Virginia
J7	Pittsburgh
J10	at Clemson
J14	Wake Forest
J17	at North Carolina
J24	Florida State
J28	at Virginia Tech
F1	Syracuse
F4	at Boston College
F7	Duke
F11	at Georgia Tech
F14	at Notre Dame
F21	Virginia Tech
F25	Louisville
F28	at Florida State

2014-15 Results

N14	Oakland	W, 66-53
N17	at Middle Tennessee	L, 48-53
N21	North Florida	W, 81-53
N25	Arizona State	L, 61-65
N28	Illinois State	W, 95-44
N29	Tulsa	W, 69-57
D4	Wisconsin	W, 66-54
D6	Jacksonville	W, 65-36
D13	Coppin State	W, 70-54
D18	vs. UCLA	W, 74-67
D19	at Tulane	L, 65-70
D28	Florida A&M	W, 83-47
D29	LSU	W, 76-71
J4	Boston College	W, 74-53
J8	Notre Dame	W, 78-63
J11	at Virginia Tech	W, 62-45
J15	Clemson	W, 79-42
J18	at Duke	L, 53-68
J21	Virginia	W, 67-58
J25	at Louisville	L, 55-68
F1	at Pittsburgh	L, 66-81
F5	Virginia Tech	W, 42-39
F8	at Florida State	L, 60-80
F12	at Syracuse	W, 85-71
F15	Georgia Tech	W, 64-59
F19	at North Carolina State	L, 65-68
F22	North Carolina	L, 65-66
F26	at Wake Forest	L, 59-60
M1	Florida State	L, 55-69
M5	vs. Virginia	W, 62-52
M6	vs. Notre Dame	L, 61-77
M20	vs. Washington	W, 86-80
M22	at Iowa	L, 70-88

MISSOURI TIGERS

TUESDAY DECEMBER 29 • 6:30 P.M. ET
MIZZOU ARENA • COLUMBIA, MO.



Robin Pingeton



Jordan Frericks



General Information

Location Columbia, Mo.
Founded 1839
Enrollment 35,441
Nickname Tigers
Colors Old Gold and Black
Facility Mizzou Arena
Capacity 15,061
Conference Southeastern
Interim President Michael Middleton
Athletics Director Mack Rhoades

Staff Information

Head Coach Robin Pingeton
Alma Mater St. Ambrose/1990
School Record (Years) 79-79 (5)
Overall Record (Years) 414-236 (20)
Assistant Coach Jenny Putnam
Assistant Coach Micheal Porter
Assistant Coach RaeShara Brown
Director of Operations Heather Buechter

Team Information

2014-15 Record 19-14
2014-15 Conference Record 7-9
Postseason WNIT Third Round
Starters R/L 4/1
Letterwinners R/L 11/2
Newcomers 3

Media Information

Women's Basketball SID Tyler Koonce
Office Phone 573.884.9486
Cell Phone 816.205.5400
Email kooncet@mizzouri.edu
Press Row Phone 573.882.1442
Website www.mutigers.com
WBB Twitter @MizzouWBB

Series Information

Overall Series Missouri, 1-0
Last Meeting Away; L, 56-80 (12.05.97)
in Charlotte 0-0
in Halton Arena 0-0
in Columbia 0-1
Neutral Sites 0-0
Current Streak L, 1
Consuegra vs. Missouri 0-0

2015-16 Schedule

N13	at Missouri State
N16	Arkansas-Pine Bluff
N18	at Wichita State
N22	Wake Forest
N24	SIU Edwardsville
N27	vs. Northeastern
N28	at Saint Mary's (Calif.)
D2	Southeast Missouri
D7	Loyola Marymount
D12	at Colorado
D20	Lamar
D21	Texas State
D29	Charlotte
J4	Tennessee
J7	at Georgia
J10	at South Carolina
J14	Mississippi State
J17	at Arkansas
J21	at Texas A&M
J24	Florida
J28	LSU
J31	at Mississippi
F4	Georgia
F7	at Mississippi State
F11	Alabama
F14	Arkansas
F21	at Auburn
F25	at Kentucky
F28	Vanderbilt

2014-15 Results

N15	Western Illinois	W, 89-52
N17	Southeast Missouri	W, 88-42
N21	vs. UNLV	W, 79-60
N23	vs. California	L, 70-82
N30	Milwaukee	W, 68-55
D3	Loyola-Chicago	W, 56-45
D6	at Bradley	L, 64-76
D8	Saint Louis	W, 74-55
D12	Colorado	W, 53-50
D14	Northern Illinois	W, 47-44
D20	at Wake Forest	W, 79-64
D22	UT Martin	W, 74-65
D30	vs. Missouri State	L, 52-57
J2	at Tennessee	L, 53-63
J4	Mississippi State	L, 47-53
J8	at Georgia	L, 48-69
J11	Florida	W, 66-47
J15	South Carolina	L, 49-60
J18	at Arkansas	L, 55-73
J25	Kentucky	L, 69-83
J29	at Florida	W, 68-52
F2	at LSU	L, 65-74
F5	Texas A&M	L, 48-55
F8	Auburn	W, 59-49
F12	at Alabama	L, 64-67
F15	Mississippi	W, 72-58
F22	at Vanderbilt	W, 54-51
F26	at Texas A&M	W, 70-69
M1	Arkansas	W, 57-41
M5	vs. Georgia	L, 64-75
M19	at Northern Iowa	W, 69-61
M22	at Kansas State	W, 67-48
M26	at Michigan	L, 55-65



NORTH CAROLINA CENTRAL EAGLES

WEDNESDAY DECEMBER 2 • 7 P.M.
HALTON ARENA • CHARLOTTE, N.C.



Vanessa Taylor



Morgan Jones



General Information

Location Durham, N.C.
Founded 1910
Enrollment 8,155
Nickname Lady Eagles
Colors Maroon and Grey
Facility McDougald-McLendon Gymnasium
Capacity 3,056
Conference Mid-Eastern Athletic
Chancellor Dr. Debra Saunders-White
Athletics Director Ingrid Wicker-McCree

Staff Information

Head Coach Vanessa Taylor
Alma Mater Tuskegee/1991
School Record (Years) 20-69 (3)
Overall Record (Years) 318-276 (21)
Associate Head Coach Kendra Eaton
Assistant Coach L'Tona Lamonte
Assistant Coach Shemika Mintz

Team Information

2014-15 Record 7-22
2014-15 Conference Record 5-11
Postseason none
Starters R/L 1/4
Letterwinners R/L 6/7
Newcomers 6

Media Information

Women's Basketball SID Kevin Buczek
Office Phone 919.530.6017
Cell Phone 919.428.8099
Email kbuczek@nccu.edu
Press Row Phone 919.428.8099
Website www.nccueaglepride.com
WBB Twitter @NCCUathletics

Series Information

Overall Series Charlotte, 2-0
Last Meeting Home; W, 80-31 (11.10.12)
in Charlotte 2-0
in Halton Arena 1-0
in Durham 0-0
Neutral Sites 0-0
Current Streak W, 2
Consuegra vs. North Carolina Central. 1-0

2015-16 Schedule

N16	Campbell
N21	at Nebraska
N24	at Longwood
N28	at Winthrop
D2	at Charlotte
D5	Maryland-Eastern Shore
D7	Howard
D15	at Wofford
D19	at USC Upstate
D21	at Presbyterian
D31	at UNC Greensboro
J4	Furman
J9	at South Carolina State
J11	at Savannah State
J16	Norfolk State
J18	Hampton
J23	at Delaware State
J25	at Coppin State
F1	at Florida A&M
F6	at North Carolina A&T
F8	at Johnson & Wales
F13	Bethune-Cookman
F15	Florida A&M
F20	at Morgan State
F27	at Bethune-Cookman
F29	Savannah State
M3	at North Carolina A&T

2014-15 Results

N14	at Western Carolina	W, 64-59
N17	at Campbell	L, 60-65
N22	at Gardner-Webb	L, 53-73
N25	Winthrop	L, 63-71
N28	UNC Asheville	W, 55-52
D1	at South Carolina	L, 26-90
D6	at Maryland-Eastern Shore	L, 61-71
D8	at Howard	L, 65-70
D10	at Virginia Tech	L, 44-80
D14	at Syracuse	L, 25-70
D17	at Coastal Carolina	L, 52-67
D20	Presbyterian	L, 33-45
J3	Bluefield State (W.Va.)	L, 63-66
J6	Wofford	L, 55-69
J10	South Carolina State	W, 56-54 (OT)
J12	Savannah State	L, 61-82
J17	at Norfolk State	L, 58-82
J19	at Hampton	L, 36-75
J24	Coppin State	W, 59-58
J26	Delaware State	W, 66-59
F2	Florida A&M	W, 59-48
F7	at North Carolina A&T	L, 33-58
F14	at Bethune-Cookman	L, 57-71
F16	at Florida A&M	L, 58-65
F21	Morgan State	W, 63-47
F28	Bethune-Cookman	L, 33-50
M2	at Savannah State	L, 54-65
M5	North Carolina A&T	L, 46-67
M10	vs. Maryland-Eastern Shore	L, 47-67

NORTH CAROLINA STATE WOLFPACK

SUNDAY DECEMBER 6 • 2 P.M.
BROUGHTON HIGH SCHOOL • RALEIGH, N.C.



Wes Moore



Miah Spencer



General Information

Location Raleigh, N.C.
Founded 1887
Enrollment 33,989
Nickname Wolfpack
Colors Red and White
Facility Needham Broughton HS
Capacity 3,000
Conference Atlantic Coast
President Dr. Randy Woodson
Athletics Director Deborah A. Yow

Staff Information

Head Coach Wes Moore
Alma Mater Johnson Bible College/1984
School Record (Years) 43-23 (2)
Overall Record (Years) 601-192 (26)
Assistant Coach Nikki West
Assistant Coach Gene Hill
Assistant Coach Lindsey Edmonds
Director of Operations Mike Murray

Team Information

2014-15 Record 18-15
2014-15 Conference Record 7-9
Postseason WNIT Third Round
Starters R/L 3/2
Letterwinners R/L 10/3
Newcomers 6

Media Information

Women's Basketball SID Brett Compton
Office Phone 919.515.1183
Cell Phone 919.740.8714
Email bacompt@ncsu.edu
Press Row Phone 919-740-8714
Website www.gopack.com
WBB Twitter @PackWomensBball

Series Information

Overall Series North Carolina State, 6-0
Last Meeting Home; L, 63-70 (11.18.14)
in Charlotte 0-2
in Halton Arena 0-1
in Raleigh 0-3
Neutral Sites 0-1
Current Streak L, 6
Consuegra vs. North Carolina State 0-1

2015-16 Schedule

N13	Villanova
N15	High Point
N17	Radford
N20	at Liberty
N22	Davidson
N26	vs. Seton Hall
N27	vs. UAB
D3	at Nebraska
D6	Charlotte
D13	Elon
D16	Western Carolina
D20	vs. Eastern Kentucky
D21	vs. Saint Francis (Pa.)/at Florida
D30	at Miami (Fla.)
J3	Wake Forest
J7	Georgia Tech
J10	at Pittsburgh
J14	at Duke
J17	Louisville
J21	at Virginia Tech
J27	Virginia
J31	North Carolina
F4	at Notre Dame
F7	at Wake Forest
F11	Boston College
F14	Syracuse
F21	at North Carolina
F25	Florida State
F28	at Clemson

2014-15 Results

N14	Tennessee State	W, 84-55
N16	Coppin State	W, 81-61
N18	at Charlotte	W, 70-63
N21	High Point	W, 66-62
N24	Tulane	L, 51-60
N28	vs. George Washington	L, 66-74
D29	vs. Texas Tech	W, 75-42
D3	Minnesota	L, 55-60
D7	Elon	W, 84-51
D13	Mount St. Mary's	W, 85-60
D17	Liberty	W, 67-64
D19	Davidson	W, 82-66
D30	at Villanova	L, 65-74
J4	at No. 9 North Carolina	L, 56-72
J8	Virginia Tech	W, 73-59
J10	Clemson	W, 76-50
J14	at No. 4 Louisville	L, 58-65
J18	at Wake Forest	W, 78-70
J22	No. 12 North Carolina	L, 63-67
J25	at No. 23 Syracuse	L, 49-66
J29	at Virginia	L, 63-71
F5	Pittsburgh	W, 50-60
F8	Wake Forest	W, 71-55
F12	at Georgia Tech	W, 65-64
F16	at Boston College	L, 59-64 (OT)
F19	Miami (Fla.)	W, 68-65
F22	No. 10 Duke	W, 72-59
F26	at No. 9 Florida State	L, 52-72
M1	No. 4 Notre Dame	L, 60-67
M4	vs. Virginia Tech	L, 56-57
M19	at ETSU	W, 73-58
M22	at East Carolina	W, 69-65
M26	at Temple	L, 79-80 (OT)

ROBERT MORRIS COLONIALS

SUNDAY NOVEMBER 15 • 4 P.M.
HALTON ARENA • CHARLOTTE, N.C.



Sal Buscaglia



Anna Niki Stamolamprou



General Information

Location Moon Township, Pa.
Founded 1921
Enrollment 5,413
Nickname Colonials
Colors Blue, Red and White
Facility Charles L. Sewall Center
Capacity 3,056
Conference Northeast
President David Jamison
Athletics Director Craig Coleman

Staff Information

Head Coach Sal Buscaglia
Alma Mater Canisius/1976
School Record (Years) 205-165 (12)
Overall Record (Years) 692-356 (37)
Associate Head Coach ... Charlie Buscaglia
Assistant Coach Scott Schneider
Assistant Coach Kim Dweck
Director of Operations Asami Morita

Team Information

2014-15 Record 17-15
2014-15 Conference Record 13-5
Postseason none
Starters R/L 4/1
Letterwinners R/L 10/2
Newcomers 5

Media Information

Women's Basketball SID Ken Baker
Office Phone 412.397.4914
Cell Phone 724.612.1538
Email baker@rmu.edu
Press Row Phone 724.612.1538
Website www.rmucolonials.com
WBB Twitter @RMU_WBasketball

Series Information

Overall Series Charlotte, 1-0
Last Meeting Neutral; W, 72-68 (01.01.88)
in Charlotte 0-0
in Halton Arena 0-0
in Moon Township 0-0
Neutral Sites 1-0
Current Streak W, 1
Consuegra vs. Robert Morris 0-0

2015-16 Schedule

N13	West Virginia Wesleyan
N15	at Charlotte
N19	at Monmouth
N21	at La Salle
N24	at Youngstown State
N29	Northern Kentucky
D2	Morgan State
D6	at Iowa
D13	at Florida
D17	at Georgia Southern
D29	Delaware
J2	Sacred Heart
J4	Wagner
J9	at St. Francis Brooklyn
J11	at Long Island
J16	Fairleigh Dickinson
J18	Mount St. Mary's
J23	at Bryant
J25	at Central Connecticut State
J30	at St. Francis (Pa.)
F1	at Mount St. Mary's
F6	Bryant
F8	Central Connecticut State
F13	at Fairleigh Dickinson
F15	at Sacred Heart
F20	St. Francis Brooklyn
F22	Long Island
F27	at Wagner
F29	St. Francis (Pa.)

2014-15 Results

N16	at Iowa	L, 67-85
N18	at Illinois	L, 48-66
N23	at UMBC	W, 84-60
N25	at Coppin State	W, 75-58
N30	at Xavier	L, 65-70 (OT)
D3	La Salle	L, 61-75
D6	at Hofstra	L, 51-71
D14	Duquesne	L, 57-71
D17	Youngstown State	L, 65-73 (OT)
D20	at Cornell	L, 59-70 (OT)
D29	at Marshall	L, 46-62
J3	Mount St. Mary's	W, 66-44
J5	at Saint Francis (Pa.)	L, 68-71
J10	at Central Connecticut State	L, 46-63
J15	at Wagner	W, 86-47
J17	St. Francis Brooklyn	W, 67-64
J19	Sacred Heart	W, 76-65
J24	at St. Francis Brooklyn	W, 69-64
J26	at Mount St. Mary's	W, 68-44
J31	Bryant	W, 87-84
F2	Fairleigh Dickinson	W, 71-58
F7	at Fairleigh Dickinson	W, 69-68
F9	at LIU Brooklyn	W, 77-58
F14	Central Connecticut State	W, 60-48
F16	LIU Brooklyn	W, 67-46
F21	at Bryant	L, 66-69
F23	at Sacred Heart	L, 60-69
F28	St. Francis (Pa.)	W, 71-60
M2	Wagner	L, 60-66
M8	Fairleigh Dickinson	W, 89-61
M11	at Bryant	W, 68-62
M15	St. Francis Brooklyn	L, 62-77

FIU PANTHERS

THURSDAY JANUARY 28 • 7 P.M.
HALTON ARENA • CHARLOTTE, N.C.



Marlin Chinn



Destini Feagin



General Information

Location Miami, Fla.
Founded 1965
Enrollment 54,000
Nickname Panthers
Colors Blue and Gold
Facility FIU Arena
Capacity 5,000
Conference Conference USA
President Dr. Mark B. Rosenberg
Athletics Director Pete Garcia

Staff Information

Head Coach Marlin Chinn
Alma Mater Hampton/1992
School Record (Years) 0-0 (1)
Overall Record (Years) 0-0 (1)
Assistant Coach Tiara Malcom
Assistant Coach Keunta Miles
Assistant Coach Brianna Skeens
Director of Operations Paige Mesalam

Team Information

2014-15 Record 3-26
2014-15 Conference Record 0-18
Postseason none
Starters R/L 3/2
Letterwinners R/L 9/3
Newcomers 3

Media Information

Women's Basketball SID TBA
Office Phone 305.348.7887
Cell Phone TBA
Email TBA
Press Row Phone 305.348.3702
Website www.fiusports.com
WBB Twitter @FIUWBB

Series Information

Overall Series Charlotte, 3-0
Last Meeting Away; W, 81-62 (01.31.15)
in Charlotte 1-0
in Halton Arena 1-0
in Miami 1-1
Neutral Sites 0-1
Current Streak W, 2
Consuegra vs. FIU 2-0

2015-16 Schedule

N13	Florida A&M
N17	at UCF
N23	FGCU
N27	Marquette
N29	Wichita State/Richmond
D4	UMass-Lowell
D6	at Jacksonville
D15	at Cleveland State
D22	at Miami (Fla.)
D28	Rhode Island
D29	Wake Forest/Hampton
J3	at Florida Atlantic
J7	WKU
J9	Marshall
J14	at Louisiana Tech
J16	at Southern Miss
J21	UTSA
J23	UTEP
J28	at Charlotte
J30	at Old Dominion
F4	UAB
F6	Middle Tennessee
F11	at UTEP
F13	at UTSA
F18	North Texas
F20	Rice
F27	Florida Atlantic
M3	at UAB
M5	at Middle Tennessee

2014-15 Results

N14	Tennessee Tech	L, 56-73
N18	at FGCU	L, 49-97
N23	Cleveland State	L, 65-73
N28	Arizona	L, 58-65
N30	Virginia	L, 61-74
D6	UCF	W, 66-57
D14	at Jacksonville	L, 64-76
D20	vs. Western Carolina	L, 69-83
D21	vs. Wofford	W, 83-75
D29	Auburn	L, 44-81
D30	Bowling Green	W, 68-55
J4	Florida Atlantic	L, 63-79
J8	Middle Tennessee	L, 60-75
J11	UAB	L, 45-68
J15	at Marshall	L, 61-67
J17	at WKU	L, 42-81
J24	at Florida Atlantic	L, 63-77
J29	Old Dominion	L, 67-80
J31	Charlotte	L, 62-81
F5	at UTSA	L, 56-74
F7	at UTEP	L, 56-72
F12	Southern Miss	L, 65-78
F14	Louisiana Tech	L, 56-79
F19	at Rice	L, 59-80
F21	at North Texas	L, 61-77
F26	Marshall	L, 50-74
F28	WKU	L, 47-88
M5	at Middle Tennessee	L, 30-79
M7	at UAB	L, 56-72



FLORIDA ATLANTIC OWLS

SATURDAY JANUARY 30 • 7 P.M.
HALTON ARENA • CHARLOTTE, N.C.



Kellie Lewis-Jay



Ali Gorrell



General Information

Location Boca Raton, Fla.
Founded 1961
Enrollment 30,522
Nickname Owls
Colors Blue and Red
Facility FAU Arena
Capacity 2,500
Conference Conference USA
Interim President John Kelly
Athletics Director Patrick Chun

Staff Information

Head Coach Kellie Lewis-Jay
Alma Mater Boise State/1998
School Record (Years) 41-48 (3)
Overall Record (Years) 41-48 (3)
Assistant Coach Richard Henderson
Assistant Coach Danielle Maloney-Stoimenoff
Assistant Coach Brooklyn Kohlheim
Director of Operations Stephanie Clark

Team Information

2014-15 Record 13-17
2014-15 Conference Record 7-11
Postseason none
Starters R/L 4/1
Letterwinners R/L 8/3
Newcomers 3

Media Information

Women's Basketball SID Brandon Goodwin
Office Phone 561.756.0653
Cell Phone 561.756.0653
Email goodwinb@fau.edu
Press Row Phone 561.297.4092
Website www.fausports.com
WBB Twitter @FAU_WBB

Series Information

Overall Series Charlotte, 2-1
Last Meeting Away; L, 68-71 (01.29.15)
in Charlotte 1-0
in Halton Arena 1-0
in Boca Raton 0-1
Neutral Sites 1-0
Current Streak L, 1
Consuegra vs. Florida Atlantic 1-1

2015-16 Schedule

N13	at Akron
N17	at FGCU
N24	Milwaukee
N27	Delaware State
N28	South Dakota/Appalachian State
D6	Keiser
D13	at Kansas State
D19	at Montana
D20	vs. Utah State/Tennessee State
D29	Bethune-Cookman
D30	Long Island/Miami (Ohio)
J3	FIU
J7	Marshall
J9	WKU
J14	at Southern Miss
J16	at Louisiana Tech
J21	UTEP
J23	UTSA
J28	at Old Dominion
J30	at Charlotte
F4	Middle Tennessee
F6	UAB
F11	at UTSA
F13	at UTEP
F18	Rice
F20	North Texas
F27	at FIU
M3	at Middle Tennessee
M5	at UAB

2014-15 Results

N14	at UCF	L, 74-94
N16	at Bethune-Cookman	W, 88-68
N21	Cleveland State	W, 79-74
N23	Western Illinois	W, 90-88
N28	NJIT	W, 65-57
N29	Northeastern	W, 81-74
D6	Webber International	W, 111-76
D14	at Colorado State	L, 46-59
D19	at Long Beach State	L, 60-85
D20	vs. New Mexico State	L, 44-57
D29	UNC Wilmington	W, 84-80
J4	at FIU	W, 79-63
J8	UAB	W, 66-56
J10	Middle Tennessee	L, 69-101
J15	at WKU	L, 43-80
J17	at Marshall	L, 59-66
J24	FIU	W, 77-63
J29	Charlotte	W, 71-68
J31	Old Dominion	L, 44-72
F5	at UTEP	W, 68-63
F8	at UTSA	L, 45-68
F12	Louisiana Tech	L, 68-73
F14	Southern Miss	L, 66-67
F19	at North Texas	L, 55-74
F21	at Rice	W, 82-70
F26	WKU	L, 74-85
F28	Marshall	W, 83-73
M5	at UAB	L, 56-59
M7	at Middle Tennessee	L, 60-73
M11	vs. Louisiana Tech	L, 74-84

LOUISIANA TECH LADY TECHSTERS

SATURDAY JANUARY 9 • 7 P.M.
HALTON ARENA • CHARLOTTE, N.C.



Tyler Summitt



Brandi Wingate



General Information

Location Ruston, La.
Founded 1894
Enrollment 12,414
Nickname Lady Techsters
Colors Blue and Red
Facility Thomas Assembly Center
Capacity 8,000
Conference Conference USA
President Dr. Les Guice
Athletics Director Tommy McClelland

Staff Information

Head Coach Tyler Summitt
Alma Mater Tennessee/2012
School Record (Years) 16-15 (1)
Overall Record (Years) 16-15 (1)
Associate Head Coach Mickie DeMoss
Assistant Coach Bernitha Johnson
Assistant Coach Amber Smith
Director of Operations Kourtney Brown

Team Information

2014-15 Record 16-15
2014-15 Conference Record 10-8
Postseason none
Starters R/L 0/5
Letterwinners R/L 4/6
Newcomers 8

Media Information

Women's Basketball SID Malcolm Butler
Office Phone 318.257.3145
Cell Phone 318.614.4513
Email mbutler@latech.edu
Press Row Phone 318.257.3144
Website LATechSports.com
WBB Twitter @LATechWBB

Series Information

Overall Series Louisiana Tech, 2-1
Last Meeting Away; L, 61-71 (02.19.15)
in Charlotte 0-0
in Halton Arena 0-0
in Ruston 1-1
Neutral Sites 0-1
Current Streak L, 2
Consuegra vs. Louisiana Tech 0-2

2015-16 Schedule

N14	at Wisconsin
N18	Loyola (La.)
N21	Stephen F. Austin
N27	vs. UCLA
N28	vs. Notre Dame/vs. Denver
D2	Prairie View A&M
D5	at Nicholls State
D10	at Arizona
D13	Mississippi State
D19	Louisiana
D22	McNeese State
J2	at Southern Miss
J7	at Old Dominion
J9	at Charlotte
J14	FIU
J16	Florida Atlantic
J24	Southern Miss
J28	at UTSA
J30	at UTEP
F4	Rice
F6	North Texas
F11	at Middle Tennessee
F13	at UAB
F18	UTSA
F20	UTEP
F25	at North Texas
F27	at Rice
M3	Marshall
M5	WKU

2014-15 Results

N15	at Stephen F. Austin	W, 76-69
N18	at Northwestern State	L, 57-69
N22	at Louisiana	L, 55-58
N29	at Alabama A&M	W, 70-68
D3	at LSU	L, 59-73
D7	Loyola (La.)	W, 75-61
D11	at Mississippi State	L, 77-81
D15	Nicholls State	W, 80-62
D20	at Utah	L, 52-67
D29	vs. Harvard	W, 83-64
D30	at Georgia Tech	L, 81-96
J4	Southern Miss	L, 77-79 (OT)
J8	UTEP	W, 90-72
J10	UTSA	W, 79-74
J15	at UAB	W, 61-55
J17	at Middle Tennessee	L, 59-82
J22	North Texas	W, 92-57
J24	Rice	W, 88-71
J29	at WKU	L, 66-82
J31	at Marshall	W, 68-67
F5	UAB	L, 54-63
F7	Middle Tennessee	L, 44-68
F12	at Florida Atlantic	W, 73-68
F14	at FIU	W, 79-56
F19	Charlotte	W, 71-61
F22	Old Dominion	L, 71-72
F27	at UTEP	L, 75-88
M1	at UTSA	L, 53-60
M7	at Southern Miss	W, 67-64
M11	vs. Florida Atlantic	W, 84-74
M12	vs. Middle Tennessee	L, 58-77

MARSHALL THUNDERING HERD

THURSDAY JANUARY 21 • 6 P.M.
CAM HENDERSON CENTER • HUNTINGTON, W.VA.
THURSDAY FEBRUARY 18 • 7 P.M.
HALTON ARENA • CHARLOTTE, N.C.



Matt Daniel



Leah Scott



General Information

LocationHuntington, W.Va.
Founded 1837
Enrollment 14,000
Nickname Thundering Herd
Colors..... Kelly Green and White
Facility..... Cam Henderson Center
Capacity9,048
Conference.....Conference USA
President..... Dr. Jerry A. Gilbert
Athletics Director..... Mike Hamrick

Staff Information

Head Coach Matt Daniel
Alma Mater Harding/1998
School Record (Years) 37-56 (3)
Overall Record (Years)..... 109-106 (7)
Associate Head Coach Tony Kemper
Assistant Coach..... Caronica Randle
Assistant Coach..... Devrinn Paul
Director of OperationsDestiny Bramblett

Team Information

2014-15 Record 17-15
2014-15 Conference Record8-10
Postseason WBI Second Round
Starters R/L.....2/3
Letterwinners R/L..... 6/4
Newcomers..... 7

Media Information

Women's Basketball SID Jason Corriher
Office Phone.....304.696.4660
Cell Phone 740.331.1497
Email..... corriher@marshall.edu
Press Row Phone 304.696.3303
Website www.herdzone.com
WBB Twitter @HerdWBB

Series Information

Overall Series Charlotte, 5-1
Last Meeting Neutral; W, 67-52 (03.11.15)
in Charlotte 2-0
in Halton Arena 2-0
in Huntington 2-1
Neutral Sites 1-0
Current Streak..... W, 4
Consuegra vs. Marshall..... 4-1

2015-16 Schedule

N13	at Morehead State
N15	vs. Brescia
N18	Rhode Island
N22	NJIT
N27	Cornell
D5	Alabama A&M
D13	vs. West Virginia
D17	St. Francis (Pa.)
D20	Norfolk State
D22	West Virginia Tech
D28	at Southern Illinois
J2	at WKU
J7	at Florida Atlantic
J9	at FIU
J14	North Texas
J16	Rice
J21	Charlotte
J23	Old Dominion
J28	at Middle Tennessee
J30	at UAB
F4	UTEP
F6	UTSA
F14	WKU
F18	at Charlotte
F20	at Old Dominion
F25	UAB
F27	Middle Tennessee
M3	at Louisiana Tech
M5	at Southern Miss

2014-15 Results

N14	at Rhode Island	W, 61-45
N15	vs. Fairfield	W, 68-55
N22	Maryland-Eastern Shore	W, 74-57
N26	at Cornell	L, 49-58
N29	at Coastal Carolina	W, 77-65
D6	at Eastern Kentucky	L, 58-63
D10	Salem International	W, 84-41
D16	at Norfolk State	W, 73-71
D20	vs. West Virginia	L, 56-69
D22	Brescia	W, 127-56
D29	Robert Morris	W, 62-46
J4	WKU	L, 53-67
J8	at Old Dominion	W, 69-37
J10	at Charlotte	L, 56-74
J15	FIU	W, 67-61
J17	Florida Atlantic	W, 66-59
J22	at UTSA	L, 48-60
J24	at UTEP	W, 76-71
J29	Southern Miss	W, 67-65
J31	Louisiana Tech	L, 67-68
F5	at Rice	W, 72-69
F7	at North Texas	L, 42-45
F14	at WKU	L, 60-74
F19	Middle Tennessee	L, 48-74
F21	UAB	W, 71-52
F26	at FIU	W, 74-50
F28	at Florida Atlantic	L, 73-83
M5	Old Dominion	L, 55-67
M7	Charlotte	L, 58-66
M11	vs. Charlotte	L, 67-52

MIDDLE TENNESSEE BLUE RAIDERS

THURSDAY JANUARY 14 • 7:30 P.M. ET
MURPHY CENTER • MURFREESBORO, TENN.



Rick Insell



Olivia Jones



General Information

Location Murfreesboro, Tenn
Founded 1911
Enrollment 23,881
Nickname Blue Raiders
Colors..... Royal Blue and White
Facility..... Murphy Center
Capacity 11,520
Conference.....Conference USA
President..... Dr. Sidney A. McPhee
Athletics Director..... Chris Massaro

Staff Information

Head CoachRick Insell
Alma Mater Middle Tennessee/1977
School Record (Years)252-76 (10)
Overall Record (Years).....252-76 (10)
Assistant Coach..... Kim Brewton
Assistant Coach..... Tom Hodges
Assistant Coach..... Shalon Pillow
Director of Operations..... Richard Lowe

Team Information

2014-15 Record24-10
2014-15 Conference Record 14-4
Postseason WNIT Quarterfinals
Starters R/L.....3/2
Letterwinners R/L8/5
Newcomers..... 5

Media Information

Women's Basketball SID Tony Stinnett
Office Phone.....615.898.5270
Cell Phone 615.631.9521
Email..... stinnett@goblueraiders.com
Press Row Phone 615.898.2807
Website www.goblueraiders.com
WBB Twitter @MT_WBB

Series Information

Overall Series Middle Tennessee, 2-0
Last Meeting.....Home; L, 54-84 (01.24.15)
in Charlotte 0-1
in Halton Arena 0-1
in Murfreesboro 0-1
Neutral Sites 0-0
Current Streak.....L, 2
Consuegra vs. Middle Tennessee.....0-2

2015-16 Schedule

N13	Virginia
N19	at Central Michigan
N22	Mississippi
N27	vs. Alabama
N28	at Nevada
N30	at Austin Peay
D6	at Xavier
D13	Kentucky
D17	Missouri State
D20	Tennessee Tech
D29	at Ohio
J3	UAB
J7	at UTEP
J9	at UTSA
J14	Charlotte
J16	Old Dominion
J21	at North Texas
J23	at Rice
J28	Marshall
J30	WKU
F4	at Florida Atlantic
F6	at FIU
F11	Louisiana Tech
F13	Southern Miss
F21	at UAB
F25	at WKU
F27	at Marshall
M3	Florida Atlantic
M5	FIU

2014-15 Results

N14	at Arizona State	L, 67-81
N17	Miami (Fla.)	W, 53-48
N20	Arkansas	L, 51-58
N23	at Mississippi	W, 71-65
D3	Clemson	W, 69-28
D7	Xavier	W, 90-68
D12	at Kentucky	L, 62-78
D15	at South Dakota State	L, 61-65
D20	UCF	W, 79-57
D28	at Tennessee Tech	W, 98-76
J4	at UAB	W, 76-68
J8	at FIU	W, 75-60
J10	at Florida Atlantic	W, 101-69
J15	Southern Miss	L, 75-77
J17	Louisiana Tech	W, 82-59
J22	at Old Dominion	W, 65-48
J24	at Charlotte	W, 84-54
J29	UTSA	W, 73-53
J31	UTEP	W, 74-53
F5	at Southern Miss	L, 65-70
F7	at Louisiana Tech	W, 68-44
F12	Rice	W, 79-61
F14	North Texas	W, 85-59
F19	at Marshall	W, 74-48
F21	at WKU	L, 60-63
F28	UAB	L, 57-62
M5	FIU	W, 79-30
M7	Florida Atlantic	W, 73-60
M12	vs. Louisiana Tech	W, 77-58
M13	vs. Southern Miss	L, 53-65
M19	Ball State	W, 69-58
M22	Arkansas State	W, 70-60
M26	Mississippi	W, 82-70
M29	Temple	L, 57-69



NORTH TEXAS

MEAN GREEN

SATURDAY FEBRUARY 13 • 3 P.M. ET
THE SUPER PIT • DENTON, TEXAS

SATURDAY MARCH 5 • 7 P.M.
HALTON ARENA • CHARLOTTE, N.C.



Jalie Mitchell



Acheil Tac



General Information

LocationDenton, Texas
Founded 1890
Enrollment 36,221
Nickname Mean Green
Colors..... Green and White
Facility..... The Super Pit
Capacity 10,500
Conference..... Conference USA
President.....Dr. Neal J. Smatresk
Athletics Director.....Rick Villareal

Staff Information

Head CoachJalie Mitchell
Alma MaterNorth Texas/2002
School Record (Years) 0-0 (1)
Overall Record (Years)..... 0-0 (1)
Associate Head CoachBobby Brasel
Assistant Coach.....Aisha Stewart
Assistant Coach.....Kasondra Foreman
Director of Operations.....John Franklin

Team Information

2014-15 Record5-24
2014-15 Conference Record4-14
Postseason none
Starters R/L.....3/2
Letterwinners R/L 7/5
Newcomers..... 8

Media Information

Women's Basketball SID T.C. Greene
Office Phone.....940.565.3671
Cell Phone903.288.2504
Email.....thomas.greene@unt.edu
Press Row Phone940.565.4674
Websitewww.meangreensports.com
WBB Twitter@MeanGreenWBB

Series Information

Overall Series Charlotte, 3-0
Last Meeting...Home; W, 71-46 (02.26.15)
in Charlotte 2-0
in Halton Arena 2-0
in Denton 1-0
Neutral Sites 0-0
Current Streak..... W, 3
Consuegra vs. North Texas 3-0

2015-16 Schedule

N13	San Francisco
N16	at Oklahoma
N21	at Texas State
N27	Arizona
D1	SMU
D4	Weber State
D5	IUPUI
D13	at Iona
D16	at La Salle
D21	at Incarnate Word
D29	Oklahoma Panhandle State
J1	UTSA
J3	UTEP
J10	at Rice
J14	at Marshall
J16	at WKU
J21	Middle Tennessee
J23	UAB
J30	Rice
F4	at Southern Miss
F6	at Louisiana Tech
F11	Old Dominion
F13	Charlotte
F18	at FIU
F20	at Florida Atlantic
F25	Louisiana Tech
F27	Southern Miss
M3	at Old Dominion
M5	at Charlotte

2014-15 Results

N14	Houston	L, 42-46
N17	Northern Colorado	L, 48-53
N21	Massachusetts	L, 46-56
N23	Eastern Illinois	L, 57-59 (OT)
D3	at SMU	L, 55-62
D7	Oklahoma	L, 39-68
D14	at UMKC	W, 65-47
D17	at San Francisco	L, 42-60
D21	UTA	L, 38-46
D28	Denver	L, 55-63
D31	at No. 5 Texas A&M	L, 38-75
J2	at UTEP	L, 58-60
J4	at UTSA	L, 45-53
J10	Rice	W, 53-48
J15	Charlotte	L, 58-67
J17	Old Dominion	L, 44-54
J22	at Louisiana Tech	L, 57-92
J24	at Southern Miss	L, 55-67
F1	at Rice	L, 55-58 (OT)
F5	WKU	L, 49-77
F7	Marshall	W, 45-42
F12	at UAB	L, 40-74
F14	at Middle Tennessee	L, 59-85
F19	Florida Atlantic	W, 74-55
F21	FIU	W, 77-61
F26	at Charlotte	L, 46-71
F28	at Old Dominion	L, 48-70
M5	UTEP	L, 61-69
M7	UTSA	L, 54-57

OLD DOMINION

LADY MONARCHS

SUNDAY JANUARY 3 • 1 P.M.
HALTON ARENA • CHARLOTTE, N.C.

SATURDAY FEBRUARY 6 • 4 P.M.
TED CONSTANT CENTER • NORFOLK, VA.



Karen Barefoot



Jennie Simms



General Information

Location Norfolk, Va.
Founded 1930
Enrollment 24,672
Nickname Lady Monarchs
Colors..... Slate Blue, Silver and Light Blue
Facility.....Ted Constant Convocation Center
Capacity8,472
Conference..... Conference USA
President..... John R. Broderick
Athletics Director.....Dr. Wood Selig

Staff Information

Head CoachKaren Barefoot
Alma Mater ... Christopher Newport/1995
School Record (Years) 69-62 (4)
Overall Record (Years).....279-205 (17)
Assistant Coach.....Trina Patterson
Assistant Coach..... Jim Corrigan
Assistant Coach.....Jermaine Woods
Director of Operations... Theresa Pusateri

Team Information

2014-15 Record 21-13
2014-15 Conference Record 11-7
Postseason WNIT Second Round
Starters R/L.....2/3
Letterwinners R/L 8/4
Newcomers..... 6

Media Information

Women's Basketball SID ...Maggie Bonner
Office Phone.....757.683.5581
Cell Phone804.677.6456
Email.....meroy@odu.edu
Press Row Phone757.683.5596
Websitewww.odusports.com
WBB Twitter@ODUWBB

Series Information

Overall Series Old Dominion, 10-5
Last Meeting...Home; W, 82-67 (02.07.15)
in Charlotte 4-4
in Halton Arena 3-1
in Norfolk 1-5
Neutral Sites 0-1
Current Streak..... W, 1
Consuegra vs. Old Dominion 2-1

2015-16 Schedule

N13	at Richmond
N15	Wagner
N17	Miami (Fla.)
N23	ETSU
N26	vs. Maryland
N27	vs. Pittsburgh
N28	vs. South Dakota State
D2	Loyola (Md.)
D15	at Howard
D19	at VCU
D22	at Maryland-Eastern Shore
D29	at William & Mary
J3	at Charlotte
J7	Louisiana Tech
J9	Southern Miss
J14	at UAB
J16	at Middle Tennessee
J21	at WKU
J23	at Marshall
J28	Florida Atlantic
J30	FIU
F6	Charlotte
F11	at North Texas
F13	at Rice
F18	WKU
F20	Marshall
F25	at UTEP
F27	at UTSA
M3	North Texas
M5	Rice

2014-15 Results

N14	Presbyterian	W, 41-26
N17	William & Mary	W, 66-58
N20	No. 7 Duke	L, 66-82
N25	at Virginia Tech	W, 69-62
N30	Rider	L, 56-59
D3	Howard	W, 75-54
D5	VCU	W, 66-44
D15	at No. 10 Louisville	L, 46-100
D20	vs. Miami (Ohio)	W, 69-63
D21	vs. UIC	W, 61-56
D29	at California	L, 59-79
J4	Charlotte	W, 66-57
J8	Marshall	L, 37-69
J10	WKU	L, 60-76
J15	at Rice	W, 62-55
J17	at North Texas	W, 54-44
J22	Middle Tennessee	L, 48-65
J24	UAB	W, 58-46
J29	at FIU	W, 80-67
J31	at Florida Atlantic	W, 72-44
F7	at Charlotte	L, 67-82
F12	UTSA	L, 51-52
F14	UTEP	W, 79-50
F19	at Southern Miss	L, 53-70
F22	at Louisiana Tech	W, 72-71
F26	Rice	W, 83-68
F28	North Texas	W, 70-48
M5	at Marshall	W, 67-55
M7	at WKU	L, 62-71
M11	vs. Rice	W, 62-57
M12	vs. UTSA	W, 63-49
M13	vs. WKU	L, 59-61
M19	Virginia	W, 69-62
M22	at Villanova	L, 66-71

RICE OWLS

THURSDAY FEBRUARY 11 • 8 P.M. ET
TUDOR FIELDHOUSE • HOUSTON, TEXAS

THURSDAY MARCH 3 • 7 P.M.
HALTON ARENA • CHARLOTTE, N.C.



Tina Langley



Jasmine Goodwine



General Information

LocationHouston, Texas
Founded1891
Enrollment6,621
NicknameOwls
Colors.....Blue and Gray
Facility.....Tudor Fieldhouse
Capacity.....5,750
Conference.....Conference USA
President.....David W. Leebron
Athletics Director.....Joe Karlgaard

Staff Information

Head Coach Tina Langley
Alma Mater West Alabama/1996
School Record (Years)0-0 (1)
Overall Record (Years).....0-0 (1)
Assistant Coach..... Josh Hutchinson
Assistant Coach..... Angie Nelp
Assistant Coach..... Sydney Colson
Director of Operations.....Alexis Popelar

Team Information

2014-15 Record9-21
2014-15 Conference Record4-14
Postseason none
Starters R/L.....3/2
Letterwinners R/L.....9/6
Newcomers..... 5

Media Information

Women's Basketball SIDKenny Bybee
Office Phone.....713.348.8874
Cell Phone979.451.2123
Email.....kab10@rice.edu
Press Row Phone713.348.5638
Websitewww.riceowls.com
WBB Twitter@RiceWBBasketball

Series Information

Overall Series Charlotte, 3-0
Last Meeting...Home; W, 74-59 (02.28.15)
in Charlotte 2-0
in Halton Arena 2-0
in Houston 1-0
Neutral Sites 0-0
Current Streak..... W, 3
Consuegra vs. Rice 3-0

2015-16 Schedule

N13at Kentucky
N18at Texas A&M-Corpus Christi
N21Texas
N25at McNeese State
N28Harvard
D2at Baylor
D5Houston
D17at Sam Houston State
D19at Stephen F. Austin
D21Texas Southern
D28Loyola-Chicago
J1UTEP
J3UTSA
J10North Texas
J14at WKU
J16at Marshall
J21UAB
J23Middle Tennessee
J30at North Texas
F4at Louisiana Tech
F6at Southern Miss
F11Charlotte
F13Old Dominion
F18at Florida Atlantic
F20at FIU
F25Southern Miss
F27Louisiana Tech
M3at Charlotte
M5at Old Dominion

2014-15 Results

N14Prairie View A&MW, 70-58
N19at Texas A&ML, 55-76
N22Little RockL, 40-55
N24Texas A&M-Corpus ChristiW, 59-54
N28Alcorn StateW, 61-33
D3at HoustonL, 58-59
D6Stephen F. AustinL, 59-70
D19McNeese StateW, 57-55 (OT)
D22at Texas SouthernL, 63-69
D28LamarW, 97-63
D30at No. 3 TexasL, 54-77
J2at UTSAW, 62-58 (OT)
J4at UTEPL, 51-54
J10at North TexasL, 48-53
J15Old DominionL, 55-62
J17CharlotteL, 59-62
J22at Southern MissL, 54-65
J24at Louisiana TechL, 71-88
F1North TexasW, 58-55 (OT)
F5MarshallL, 69-72
F7WKUL, 76-83
F12at Middle TennesseeL, 61-79
F14at UABL, 59-75
F19FIUW, 80-59
F21Florida AtlanticL, 70-82
F26at Old DominionL, 68-83
F28at CharlotteL, 59-74
M5UTSAL, 49-60
M7UTEPW, 79-62
M11vs. Old DominionL, 57-62

SOUTHERN MISS GOLDEN EAGLES

THURSDAY JANUARY 7 • NOON
HALTON ARENA • CHARLOTTE, N.C.



Joye Lee-McNelis



Jerontay Clemons



General Information

LocationHattiesburg, Miss.
Founded1910
Enrollment16,000
NicknameLady Eagles
Colors.....Black and Gold
Facility.....Reed Green Coliseum
Capacity.....8,095
Conference.....Conference USA
President.....Dr. Rodney D. Bennett
Athletics Director.....Bill McGillis

Staff Information

Head CoachJoye Lee-McNelis
Alma MaterSouthern Miss/1984
School Record (Years)178-168 (11)
Overall Record (Years).....407-324 (24)
Associate Head CoachJordan Dupuy
Associate Head CoachAlaura Sharp
Assistant Coach.....Pauline Love
Director of Operations.....Jeff Stur

Team Information

2014-15 Record25-11
2014-15 Conference Record13-5
PostseasonWNIT Quarterfinals
Starters R/L.....1/4
Letterwinners R/L5/6
Newcomers.....6

Media Information

Women's Basketball SID.. Shirley Jones-Hill
Office Phone.....601.266.4506
Cell Phone601.520.3708
Email.....shirley.jones-hill@usm.edu
Press Row Phone601.266.5428
Websitewww.southernmiss.com
WBB Twitter@SouthernMissWBB

Series Information

Overall SeriesSouthern Miss, 18-5
Last Meeting...Away; W, 83-72 (02.21.15)
in Charlotte 3-8
in Halton Arena 5-7
in Hattiesburg 2-8
Neutral Sites 0-2
Current Streak..... W, 1
Consuegra vs. Southern Miss 1-1

2015-16 Schedule

N13Alabama State
N16at Baylor
N20/21Indiana/Chattanooga
N27Mississippi Valley State
N28Nicholls State/Samford
D1at Tennessee Tech
D6South Alabama
D12Mississippi
D16at Mississippi State
D20vs. North Carolina
D28William Carey
J2Louisiana Tech
J7at Charlotte
J9at Old Dominion
J14Florida Atlantic
J16FIU
J24at Louisiana Tech
J28at UTEP
J30at UTSA
F4North Texas
F6Rice
F11at UAB
F13at Middle Tennessee
F18UTEP
F20UTSA
F25at Rice
F27at North Texas
M3WKU
M5Marshall

2014-15 Results

N14William CareyW, 98-45
N17at South AlabamaW, 64-53
N19Mississippi Valley StateW, 69-51
N23at McNeese StateL, 50-57
D3Tennessee TechW, 80-58
D6at FGCUL, 62-78
D14Mississippi StateL, 46-73
D18at MississippiL, 66-68
D29at Nicholls StateW, 89-57
J4at Louisiana TechW, 79-77 (OT)
J8UTSAW, 69-60 (OT)
J10UTEPL, 59-71
J15at Middle TennesseeW, 77-75 (OT)
J17at UABL, 49-62
J22RiceW, 65-54
J24North TexasW, 67-55
J29at MarshallL, 65-67
J31at WKUW, 63-61
F5Middle TennesseeW, 70-65 (OT)
F7UABW, 44-39
F12at FIUW, 78-65
F14at Florida AtlanticW, 67-65
F19Old DominionW, 70-53
F21CharlotteL, 72-83
F26at UTSAW, 61-59
M1at UTEPW, 66-60
M7Louisiana TechL, 64-67
M12vs. UABW, 80-66
M13vs. Middle TennesseeW, 65-53
M14vs. WKUL, 57-60
M19Texas SouthernW, 79-69
M22TCUW, 77-73
M25Eastern MichiganW, 76-65
M29MichiganL, 60-69



UAB BLAZERS

SATURDAY JANUARY 16 • 3 P.M. ET
BARTOW ARENA • BIRMINGHAM, ALA.



Randy Norton



Chelsea Black



General Information

Location Birmingham, Ala.
 Founded 1969
 Enrollment 18,698
 Nickname Blazers
 Colors Forest Green and Old Gold
 Facility Bartow Arena
 Capacity 8,500
 Conference Conference USA
 President Dr. Ray Watts
 Athletics Director Mark Ingram

Staff Information

Head Coach Randy Norton
 Alma Mater Iowa/1986
 School Record (Years) 34-28 (2)
 Overall Record (Years) 34-28 (2)
 Associate Head Coach Taren Martin
 Assistant Coach Ashleen Bracey
 Assistant Coach Emily Hanley
 Director of Operations Amanda Schreck

Team Information

2014-15 Record 18-13
 2014-15 Conference Record 11-7
 Postseason none
 Starters R/L 3/2
 Letterwinners R/L 10/2
 Newcomers 4

Media Information

Women's Basketball SID Andrew Elaimy
 Office Phone 205.934.0725
 Cell Phone 509.868.7520
 Email aelaimy@uab.edu
 Press Row Phone 205.934.0720
 Website www.uabsports.com
 WBB Twitter @UAB_WBB

Series Information

Overall Series Charlotte, 15-13
 Last Meeting Home; L, 52-60 (01.22.15)
 in Charlotte 8-4
 in Halton Arena 4-2
 in Birmingham 5-6
 Neutral Sites 2-3
 Current Streak L, 1
 Consuegra vs. UAB 1-1

2015-16 Schedule

N13	at Auburn
N15	at Belmont
N20	South Carolina State
N22	at Florida State
N26	vs. High Point
N27	vs. North Carolina State
D3	Arkansas-Pine Bluff
D5	Mississippi Valley State
D13	at South Alabama
D18	at Troy
D21	Samford
J3	at Middle Tennessee
J7	at UTSA
J10	at UTEP
J14	Old Dominion
J16	Charlotte
J21	at Rice
J23	at North Texas
J28	WKU
J30	Marshall
F4	at FIU
F6	at Florida Atlantic
F11	Southern Miss
F13	Louisiana Tech
F21	Middle Tennessee
F25	at Marshall
F27	at WKU
M3	FIU
M5	Florida Atlantic

2014-15 Results

N14	at Florida State	L, 62-92
N19	Lipscomb	W, 72-54
N22	Alcorn State	W, 57-43
N25	at Loyola-Chicago	W, 61-51
N28	at Loyola Marymount	L, 61-66
N29	vs. UC Irvine	W, 69-65 (OT)
D6	at Samford	L, 41-70
D14	at Arizona	L, 44-49
D19	Arkansas-Pine Bluff	W, 65-56
D21	South Alabama	W, 73-43
D30	Richmond	L, 65-71 (OT)
J4	Middle Tennessee	L, 68-76
J8	at Florida Atlantic	L, 56-66
J11	at FIU	W, 68-45
J15	Louisiana Tech	L, 55-61
J17	Southern Miss	W, 62-49
J22	at Charlotte	W, 60-52
J24	at Old Dominion	L, 46-58
J29	UTEP	W, 67-52
J31	UTSA	W, 73-57
F5	at Louisiana Tech	W, 63-54
F7	at Southern Miss	L, 39-44
F12	North Texas	W, 74-40
F14	Rice	W, 75-59
F19	at WKU	L, 51-59
F21	at Marshall	L, 52-71
F28	at Middle Tennessee	W, 62-57
M5	Florida Atlantic	W, 59-56
M7	FIU	W, 72-56
M11	vs. UTEP	W, 63-52
M12	vs. Southern Miss	L, 66-80

UTEP MINERS

SATURDAY FEBRUARY 27 • 4:05 P.M. ET
DON HASKINS CENTER • EL PASO, TEXAS



Keitha Adams



Cameasha Turner



General Information

Location El Paso, Texas
 Founded 1914
 Enrollment 23,079
 Nickname Miners
 Colors .. Dark Blue, Orange and Silver accent
 Facility Don Haskins Center
 Capacity 12,000
 Conference Conference USA
 President Dr. Diana Natalicio
 Athletics Director Bob Stull

Staff Information

Head Coach Keitha Adams
 Alma Mater .. Southwestern College/1989
 School Record (Years) 247-181 (14)
 Overall Record (Years) 374-218 (19)
 Assistant Coach Ewa Laskowska
 Assistant Coach Bill Damuth
 Assistant Coach Kelli Willingham

Team Information

2014-15 Record 12-16
 2014-15 Conference Record 7-11
 Postseason none
 Starters R/L 3/2
 Letterwinners R/L 10/3
 Newcomers 6

Media Information

Women's Basketball SID Mark Brunner
 Office Phone 915.747.5722
 Cell Phone 915.472.6038
 Email mbrunner@utep.edu
 Press Row Phone 915.747.5154
 Website www.utepathletics.com
 WBB Twitter @UTEPWBB

Series Information

Overall Series Tied, 1-1
 Last Meeting Home; L, 72-75 (02.12.15)
 in Charlotte 0-1
 in Halton Arena 0-1
 in El Paso 1-0
 Neutral Sites 0-0
 Current Streak L, 1
 Consuegra vs. UTEP 1-1

2015-16 Schedule

N15	Houston Baptist
N17	Northern Arizona
N22	Hampton
N27	UC Riverside
N28	Idaho State/Southeast Missouri
D2	New Mexico
D5	at New Mexico State
D14	UTPB
D18	at Long Beach State
D19	vs. UNLV
D28	Eastern New Mexico
J1	at Rice
J3	at North Texas
J7	Middle Tennessee
J10	UAB
J17	UTSA
J21	at Florida Atlantic
J23	at FIU
J28	Southern Miss
J30	Louisiana Tech
F4	at Marshall
F6	at WKU
F11	FIU
F13	Florida Atlantic
F18	at Southern Miss
F20	at Louisiana Tech
F25	Old Dominion
F27	Charlotte
M3	at UTSA

2014-15 Results

N14	New Mexico State	W, 78-73
N16	at SMU	L, 59-63
N19	Northern Arizona	W, 82-58
N25	vs. Kansas State	L, 43-72
D2	Eastern New Mexico	W, 84-49
D6	Houston Baptist	L, 77-87
D14	at New Mexico	L, 57-72
D20	Prairie View A&M	W, 86-48
D28	Alcorn State	W, 63-53
J2	North Texas	W, 60-58
J4	Rice	W, 54-51
J8	at Louisiana Tech	L, 72-90
J10	at Southern Miss	W, 71-59
J17	UTSA	L, 53-55
J22	WKU	L, 76-80
J24	Marshall	L, 71-76
J29	at UAB	L, 52-67
J31	at Middle Tennessee	L, 53-74
F5	Florida Atlantic	L, 63-68
F7	FIU	W, 72-56
F12	at Charlotte	W, 75-72
F14	at Old Dominion	L, 50-79
F21	at UTSA	L, 59-72
F27	Louisiana Tech	W, 88-75
M1	Southern Miss	L, 60-66
M5	at North Texas	W, 69-61
M7	at Rice	L, 62-79
M11	vs. UAB	L, 52-63

UTSA ROADRUNNERS

THURSDAY FEBRUARY 25 • 8 P.M. ET
UTSA CONVOCATION CENTER • SAN ANTONIO, TEXAS



Lubomyr Lichonczaak



Akunna Elonu



General Information

Location San Antonio, Texas
 Founded 1969
 Enrollment 28,628
 Nickname Roadrunners
 Colors Navy Blue, Orange and White
 Facility Convocation Center
 Capacity 2,650
 Conference Conference USA
 President Dr. Ricardo Romo
 Athletics Director Lynn Hickey

Staff Information

Head Coach Lubomyr Lichonczaak
 Alma Mater Idaho/1978
 School Record (Years) 30-32 (2)
 Overall Record (Years) 181-183 (13)
 Associate Head Coach Kristen Holt
 Assistant Coach Nicole Dunsen
 Assistant Coach Ela Mukosiej
 Director of Operations Emily Sherman

Team Information

2014-15 Record 16-15
 2014-15 Conference Record 11-7
 Postseason none
 Starters R/L 2/3
 Letterwinners R/L 8/5
 Newcomers 5

Media Information

Women's Basketball SID Zena Rex
 Office Phone 210.458.6460
 Cell Phone 956.739.4878
 Email zena.rex@utsa.edu
 Press Row Phone 210.48.4566
 Website www.goutsa.com
 WBB Twitter @UTSAWBB

Series Information

Overall Series Tied, 1-1
 Last Meeting... Home; W, 74-54 (02.14.15)
 in Charlotte 1-0
 in Halton Arena 1-0
 in San Antonio 0-1
 Neutral Sites 0-0
 Current Streak W, 1
 Consuegra vs. UTSA 1-1

2015-16 Schedule

N14	at Texas
N21	at Abilene Christian
N27	Illinois State
N29	Houston Baptist
D3	at Texas State
D13	at Oklahoma
D15	Howard Payne
D19	Texas A&M-Kingsville
D21	UTA
D28	Texas Southern
D30	Bowling Green
J1	at North Texas
J3	at Rice
J7	UAB
J9	Middle Tennessee
J17	at UTEP
J21	at FIU
J23	at Florida Atlantic
J28	Louisiana Tech
J30	Southern Miss
F4	at WKU
F6	at Marshall
F11	Florida Atlantic
F13	FIU
F18	at Louisiana Tech
F20	at Southern Miss
F25	Charlotte
F27	Old Dominion
M3	UTEP

2014-15 Results

N15	at Texas	L, 48-68
N19	Abilene Christian	W, 70-57
N23	at Lamar	W, 72-40
N28	Drake	L, 61-69
N30	Incarnate Word	W, 57-31
D2	at UTA	W, 63-55
D4	Texas State	L, 53-57
D19	vs. Houston	L, 53-56
D20	at Texas Tech	L, 48-64
D21	vs. Nicholls State	L, 49-57
D28	South Dakota	L, 69-76
D29	SIU Edwardsville	W, 75-60
J2	Rice	L, 58-62 (OT)
J4	North Texas	W, 53-45
J8	at Southern Miss	L, 60-69 (OT)
J10	at Louisiana Tech	L, 74-79
J17	at UTEP	W, 55-53
J22	Marshall	W, 60-48
J24	Western Kentucky	W, 64-63
J29	at Middle Tennessee	L, 53-73
J31	at UAB	L, 57-73
F5	FIU	W, 74-56
F8	Florida Atlantic	W, 68-45
F12	at Old Dominion	W, 52-51
F14	at Charlotte	L, 54-74
F21	UTEP	W, 72-59
F26	Southern Miss	L, 59-61
M1	Louisiana Tech	W, 60-53
M5	at Rice	W, 60-49
M7	at North Texas	W, 57-54
M12	vs. Old Dominion	L, 49-63

WKU LADY TOPPERS

SATURDAY JANUARY 23 • 3 P.M. ET
E.A. DIDDLE ARENA • BOWLING GREEN, KY.

SATURDAY FEBRUARY 20 • 7 P.M.
HALTON ARENA • CHARLOTTE, N.C.



Michelle Clark-Heard



Kendall Noble



General Information

Location Bowling Green, Ky
 Founded 1906
 Enrollment 21,124
 Nickname Lady Toppers
 Colors Red and White
 Facility E.A. Diddle Arena
 Capacity 7,326
 Conference Conference USA
 President Dr. Gary Ransdell
 Athletics Director Todd Stewart

Staff Information

Head Coach Michelle Clark-Heard
 Alma Mater WKU/1990
 School Record (Years) 76-25 (3)
 Overall Record (Years) 100-57 (5)
 Associate Head Coach Greg Collins
 Assistant Coach Melissa Kolbe
 Assistant Coach Katherine Graham
 Director of Operations Ervin Williams

Team Information

2014-15 Record 30-5
 2014-15 Conference Record 16-2
 Postseason NCAA First Round
 Starters R/L 2/3
 Letterwinners R/L 5/6
 Newcomers 8

Media Information

Women's Basketball SID .. Currie McFayden
 Office Phone 270.745.2599
 Cell Phone 910.964.4494
 Email currie.mcfayden@wku.edu
 Press Row Phone 270.745.6941
 Website www.wkusports.com
 WBB Twitter @LadyTopperHoops

Series Information

Overall Series WKU, 14-3
 Last Meeting.. Neutral; L, 67-70 (03.12.15)
 in Charlotte 2-3
 in Halton Arena 0-2
 in Bowling Green 1-8
 Neutral Sites 0-3
 Current Streak L, 5
 Consuegra vs. WKU 0-3

2015-16 Schedule

N19	at Ball State
N21	Louisville
N24	vs. George Mason
N25	vs. Pepperdine/at Alaska-Anchorage
D2	at Mississippi
D5	Austin Peay
D13	at UTA
D16	Eastern Kentucky
D18	at College of Charleston
D21	at Lipscomb
D29	Belmont
J2	Marshall
J7	at FIU
J9	at Florida Atlantic
J14	Rice
J16	North Texas
J21	Old Dominion
J23	Charlotte
J28	at UAB
J30	at Middle Tennessee
F4	UTSA
F6	UTEP
F14	at Marshall
F18	at Old Dominion
F20	at Charlotte
F25	Middle Tennessee
F27	UAB
M3	at Southern Miss
M5	at Louisiana Tech

2014-15 Results

N14	Central Arkansas	W, 93-57
N17	at Colorado	W, 79-78
N20	Albany	W, 63-54
N23	at Mississippi State	L, 77-88
N25	at Louisville	L, 67-89
N28	vs. Tulane	W, 69-54
N29	at Hofstra	W, 70-65 (OT)
D1	Alabama A&M	W, 96-44
D4	Mississippi	W, 98-69
D6	Alabama State	W, 93-54
D16	at Austin Peay	W, 91-68
D21	Ball State	W, 84-59
D29	at Belmont	W, 66-50
J4	at Marshall	W, 67-53
J8	at Charlotte	W, 76-61
J10	at Old Dominion	W, 76-60
J15	Florida Atlantic	W, 80-43
J17	FIU	W, 81-42
J22	at UTEP	W, 80-74
J24	at UTSA	L, 64-63
J29	Louisiana Tech	W, 82-66
J31	Southern Miss	L, 61-63
F5	at North Texas	W, 77-49
F7	at Rice	W, 83-76
F14	Marshall	W, 74-60
F19	UAB	W, 59-51
F21	Middle Tennessee	W, 63-60
F26	at Florida Atlantic	W, 85-74
F28	at FIU	W, 88-47
M5	Charlotte	W, 80-72
M7	Old Dominion	W, 71-62
M12	vs. Charlotte	W, 70-67
M13	vs. Old Dominion	W, 61-59
M14	vs. Southern Miss	W, 60-57
M20	vs. Texas	L, 64-66



2016 C-USA WOMEN'S BASKETBALL BRACKET

#CUSAWBK #CUSATAKEOVER

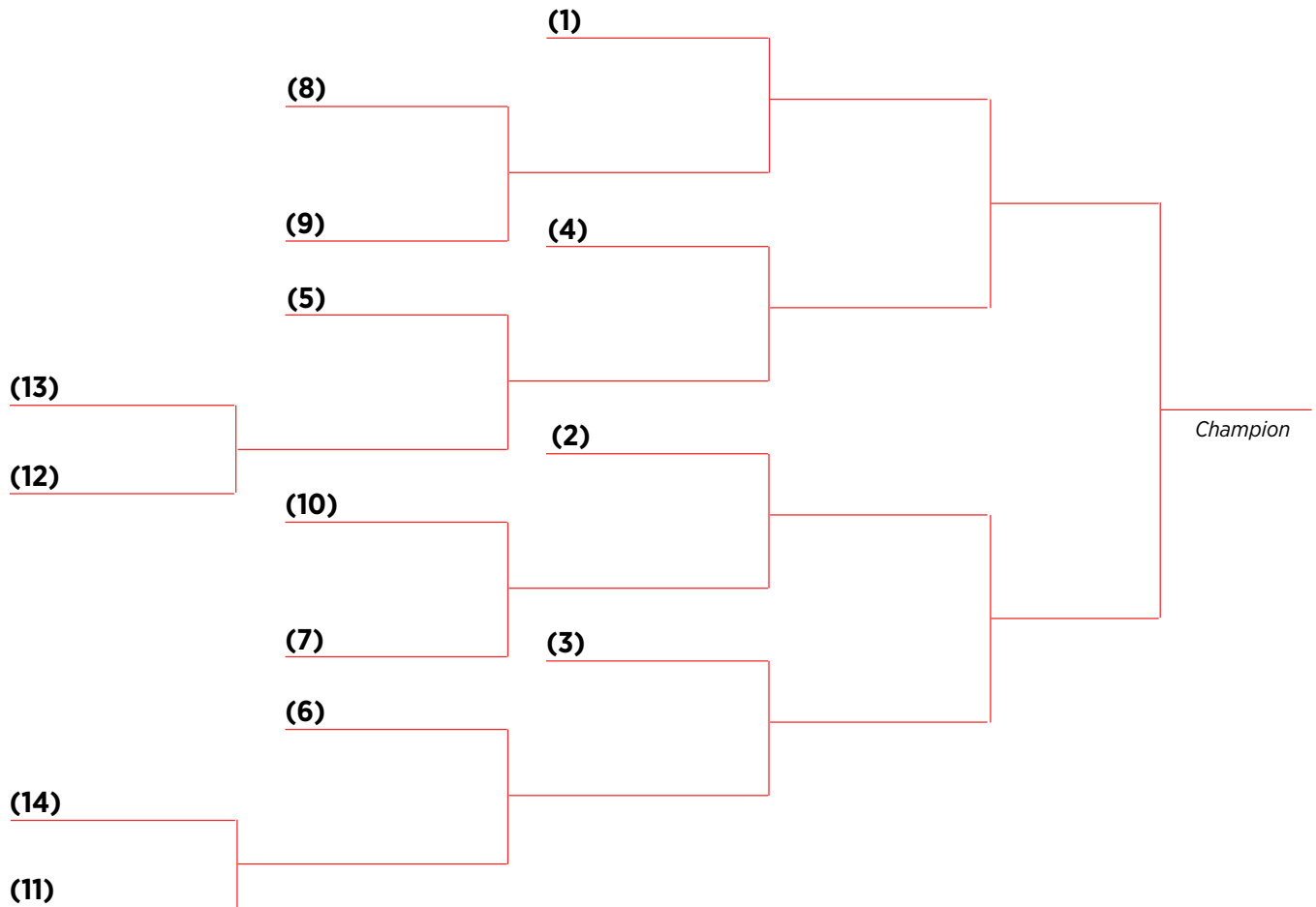
First Round
Tuesday, March 8

Second Round
Wednesday, March 9

Quarterfinals
Thursday, March 10

Semifinals
Friday, March 11

Championship
Saturday, March 12



CONFERENCEUSA.COM @CUSAWBK @CONFERENCE USA

CHARLOTTE



WOMEN'S BASKETBALL

2015-16



NCAA Tournament



2002-03: 21-9

The 2002-03 team earned the program's first NCAA Tournament berth as well as the Conference USA regular-season crown with a 12-2 league record. The 49ers went undefeated at home (12-0) which was just the third time in the program's history that feat was accomplished. Katie Meier earned C-USA Coach of the Year honors. Peaches Harris was named C-USA Sixth Player of the Year. Harris and Alicia Abernathy earned All-Conference USA accolades. Pam Brown, Sakellie Daniels and Andrea Davidson were named to the C-USA All-Freshman Team.



2008-09: 23-9

The 2008-09 team captured the Atlantic 10 Tournament title and earned the program's first automatic bid to the NCAA Tournament. The 49ers' A-10 Tournament title, on the Halton Arena floor, was the program's first league tournament championship. The 49ers went 11-3 in the A-10, tying for second. Shannon McCallum was named A-10 Sixth Player of the Year. Danielle Burgin, Aysha Jones and McCallum earned All-Atlantic 10 honors. Traci Ray was picked as the A-10 Tournament MVP. Burgin and McCallum joined Ray on the A-10 All-Tournament team.

NWIT



1989-90: 24-8

The 1989-90 team was the program's first to reach Division I postseason action. The team also won the program's first conference regular-season championship and advanced to the NWIT, winning a then-school record 24 games. It posted the first two postseason victories in the program's history by defeating Fresno State and Miami (Fla.). The 49ers posted a perfect record at home (11-0). Pam Gorham and Sandra Williams earned All-Sun Belt Conference honors. Gorham was named to the All-NWIT team as well.

WNIT



2003-04: 17-14

The 2003-04 team was the first to compete in back-to-back postseasons. The 49ers defeated Clemson in the WNIT first round for their first postseason victory since 1990. Charlotte posted a 74-70 win over No. 13 DePaul at Halton Arena during the season on January 31.



2004-05: 22-9

The 2004-05 squad tied the school record for best start by winning its first 10 games. Charlotte reached the championship games of the Puerto Rico Shootout and the Florida-hosted State Farm Classic. The squad reached the 20-win plateau for the ninth time in school history. Sakellie Daniels earned All-C-USA honors.



2005-06: 21-9

The 2005-06 team recorded 13 Atlantic 10 wins to claim a share of the A-10 regular-season title in the program's first season in the league. Amanda Butler earned A-10 Coach of the Year honors in her first season at the helm of the program. The 49ers defeated James Madison in the WNIT first round. Pam Brown and Sakellie Daniels earned first-team All-Atlantic 10 honors and Daniels was also picked to the A-10 All-Defensive Team.



2006-07: 19-13

The 2006-07 49ers defeated High Point at home in the WNIT first round. Danielle Burgin and Sabrina Gregory were named third-team All-Atlantic 10. Gregory was also selected to the Atlantic 10 All-Defensive Team. Wendy Stywalt was picked to the A-10 All-Rookie Team.

WNIT



2007-08: 18-14

The 2007-08 team earned the program's sixth straight postseason tournament bid. For the third straight season, the 49ers played host to a first round WNIT game when they faced VCU. Sabrina Gregory earned third-team All-Atlantic 10 honors and a spot on the league's all-defensive team. Danielle Burgin was named honorable mention All-Atlantic 10.



2009-10: 18-14

The 2009-10 team earned the program's eighth straight postseason tournament bid. For the first time in school history, the 49ers hosted two WNIT games. Charlotte defeated Gardner-Webb in the first round. Shannon McCallum earned second-team All-Atlantic 10 accolades while leading the squad in scoring, rebounding, blocked shots and steals. McCallum also earned A-10 All-Defensive Team honors. Ashley Spriggs earned honorable mention All-Atlantic 10 honors.



2010-11: 27-10

The 2010-11 team won a school-record 27 games while reaching the WNIT Semifinals. The 49ers won a school record four postseason games with victories over Liberty, at South Carolina, Florida and at Virginia. Shannon McCallum earned second-team All-Atlantic 10 honors. Gabby Tyler was named to the A-10 All-Rookie Team. For the first time in school history, Charlotte had three players go over the 100 assists mark in the same season: Kendria Holmes (147), Epiphany Woodson (109) and McCallum (108).



2011-12: 16-14

The 2011-12 team extended the current postseason streak to 10-straight years under the direction of first-year head coach Cara Consuegra. The 49ers played host to a WNIT game for the sixth-straight time, welcoming Wake Forest to Halton Arena. Three players collected All-Atlantic 10 accolades, as Jennifer Hailey garnered second team and all-defensive team plaudits, Epiphany Woodson was tabbed the league's Sixth Player of the Year, plus an all-academic and a third-team nod and Hillary Sigmon received all-rookie honors.



2012-13: 26-6

The 2012-13 Niners made it to the postseason for the 11th-straight season, reaching the WNIT Sweet 16 for the second time in three years. Charlotte played host to all three WNIT games on its way to the second-best record in program history, including setting a school mark with a 13-game win streak during A-10 action. Senior Jennifer Hailey became just the second player in school history to earn a league player of the year honor, collecting the Atlantic 10's highest accolade. She was joined on the all-conference squads by third teammates Amanda Dowe and Ny Hammonds.



2013-14: 15-16

The postseason streak reached a dozen years with the 2013-14 edition, thanks in part to a 9-7 record in league action during the program's return to Conference USA. Charlotte weathered through a difficult non-conference schedule, featuring a home game against No. 12/10 South Carolina in early December, to also post double-digit Halton Arena victories for the 12th-straight time. Senior Ny Hammonds capped her career with another all-league honor, while becoming the school's career assists leader and adding her name to a list of just six players in NCAA history with back-to-back triple-doubles. Lefty Webster added an All-Conference USA Freshman Team plaudit. The 49ers were sent to St. Bonaventure, N.Y., for their WNIT First Round matchup, reuniting them with a former Atlantic 10 foe.

**ALL-AMERICANS***American Sports Foundation*

1979-80	Paula Bennett	1st
1981-82	Paula Bennett	HM
1981-82	Patricia Walker	HM

National Women's Sports Foundation

1984-85	Julian "Candy" Lucas	HM
---------	----------------------	----

Women's Basketball Yearbook

1984-85	Julian "Candy" Lucas	HM
1985-86	Kristin Wilson	HM
1986-87	Kristin Wilson	HM

Street & Smith's Preseason

1990-91	Pam Gorham	HM
---------	------------	----

Basketball Times

1992-93	Charlita Davis	HM
---------	----------------	----

Fullcourt.com (Mid-Major)

2012-13	Jennifer Hailey	2nd
---------	-----------------	-----

FRESHMAN ALL-AMERICAN*Basketball Times*

1991-92	Markita Aldridge	1st
---------	------------------	-----

RETIRED JERSEYS*Charlotte*

21	Paula Bennett	Feb. 8, 1998
35	Kristin Wilson	Feb. 2, 2003

TOURNAMENT MVP*Atlantic 10 Conference*

2008-09	Traci Ray
---------	-----------

ALL-TOURNAMENT TEAM*National Women's Invitational Tournament*

1989-90	Pam Gorham
---------	------------

Women's NIT

2010-11	Shannon McCallum
---------	------------------

Sun Belt Conference

1989-90	Sandra Williams
---------	-----------------

Metro Conference

1992-93	Julia Burton
---------	--------------

Conference USA

1999-2000	Jameka Jones
-----------	--------------

Atlantic 10 Conference

2008-09	Danielle Burgin
	Shannon McCallum
	Traci Ray

ALL-STATE*AIAW*

1977-78	Kim Fox
1978-79	Paula Bennett
1979-80	Paula Bennett
	Kim Fox
1980-81	Paula Bennett
	Kim Fox
1981-82	Paula Bennett
	Patricia Walker

NCCSIA

2004-05	Sakellie Daniels	1st
2005-06	Pam Brown	1st
	Sakellie Daniels	1st
2006-07	Sabrina Gregory	1st
	Danielle Burgin	2nd
2007-08	Sabrina Gregory	2nd
2008-09	Danielle Burgin	1st
	Aysha Jones	2nd
	Shannon McCallum	2nd
2009-10	Shannon McCallum	1st
	Ashley Spriggs	2nd
2010-11	Shannon McCallum	1st
	Jennifer Hailey	2nd
2011-12	Jennifer Hailey	1st
	Epiphany Woodson	2nd
2012-13	Amanda Dowe	1st
	Jennifer Hailey	1st
2014-15	Lefty Webster	2nd

COACH OF THE YEAR*WBCA Region IV*

2002-03	Katie Meier
---------	-------------

Conference USA

2002-03	Katie Meier
---------	-------------

Atlantic 10 Conference

2005-06	Amanda Butler
---------	---------------

PLAYER OF THE YEAR*Sun Belt Conference*

1986-87	Kristin Wilson
---------	----------------

Atlantic 10 Conference

2012-13	Jennifer Hailey
---------	-----------------

FRESHMAN OF THE YEAR*Metro Conference*

1991-92	Markita Aldridge
1993-94	Charlette Hargrove

SIXTH PLAYER OF THE YEAR*Conference USA*

2002-03	Peaches Harris
---------	----------------

Atlantic 10 Conference

2008-09	Shannon McCallum
2011-12	Epiphany Woodson

ALL-CONFERENCE*Sun Belt Conference*


1982-83	Sylvia Akers	2nd
1983-84	Candy Lucas	1st
	Marqueritte Parker	2nd
	Sylvia Akers	HM
	Kristin Wilson	HM
1984-85	Kristin Wilson	2nd
1985-86	Kristin Wilson	1st
1986-87	Kristin Wilson	1st
1987-88	Elizabeth Walker	2nd
1988-89	Barbara Reedus	2nd
1989-90	Pam Gorham	2nd
	Sandra Williams	2nd
1990-91	Pam Gorham	1st
	Sandra Williams	2nd

Metro Conference

1991-92	Charlita Davis	1st
	Markita Aldridge	2nd
1992-93	Charlita Davis	1st
1993-94	Markita Aldridge	2nd
1994-95	Markita Aldridge	2nd

Conference USA

1995-96	Markita Aldridge	HM
	Lisa Gerton	HM
2000-01	Tonya Phifer	1st
2001-02	Alicia Abernathy	3rd
2002-03	Peaches Harris	2nd
	Alicia Abernathy	3rd
2004-05	Sakellie Daniels	2nd
2013-14	Ny Hammonds	2nd
2014-15	Lefty Webster	2nd



Paula Bennett (left) and Kristin Wilson (right) are the only two former Charlotte 49ers women's basketball standouts to have their jerseys retired.



Atlantic 10 Conference

2005-06	Pam Brown	1st
	Sakellie Daniels	1st
2006-07	Danielle Burgin	3rd
	Sabrina Gregory	3rd
2007-08	Sabrina Gregory	3rd
	Danielle Burgin	HM
2008-09	Danielle Burgin	2nd
	Aysha Jones	2nd
	Shannon McCallum	HM
2009-10	Shannon McCallum	2nd
	Ashley Spriggs	HM
2010-11	Shannon McCallum	2nd
2011-12	Jennifer Hailey	2nd
	Epiphany Woodson	3rd
2012-13	Jennifer Hailey	1st
	Amanda Dowe	3rd
	Ny Hammonds	3rd

ALL-FRESHMAN/ROOKIE

Metro Conference

1991-92	Markita Aldridge
	Angela Barden
1993-94	Charlette Hargrove
	Charlene Reid

Conference USA

1997-98	Tonya Phifer
2002-03	Pam Brown
	Sakellie Daniels
	Andrea Davidson
2013-14	Lefty Webster

Atlantic 10 Conference

2006-07	Wendy Stywalt
2010-11	Gabby Tyler
2011-12	Hillary Sigmon

ALL-DEFENSIVE

Atlantic 10 Conference

2005-06	Sakellie Daniels
2006-07	Sabrina Gregory
2007-08	Sabrina Gregory
2009-10	Shannon McCallum
2011-12	Jennifer Hailey
2012-13	Jennifer Hailey

ALL-ACADEMIC

Atlantic 10 Conference

2006-07	Sabrina Gregory
2007-08	Sabrina Gregory
2008-09	Traci Ray
2011-12	Epiphany Woodson

PLAYER OF THE WEEK

Conference USA

12.30.97	Drewana Bey
01.29.01	Tonya Phifer
02.10.03	Peaches Harris
12.06.04	Sakellie Daniels
03.03.14	Ny Hammonds

Atlantic 10 Conference

02.05.06	Sakellie Daniels
12.18.06	Sabrina Gregory*
02.05.07	Danielle Burgin*
11.19.07	Danielle Burgin
12.24.07	Sabrina Gregory*
01.21.07	Sabrina Gregory*
12.01.08	Ashley Spriggs
01.19.09	Danielle Burgin*
02.02.09	Danielle Burgin*
02.09.09	Aysha Jones*
01.03.11	Epiphany Woodson*
11.21.11	Epiphany Woodson*
12.31.12	Jennifer Hailey
01.28.13	Jennifer Hailey
02.04.13	Jennifer Hailey
02.11.13	Jennifer Hailey
03.04.13	Amanda Dowe

ROOKIE OF THE WEEK

Atlantic 10 Conference

01.15.07	Wendy Stywalt*
11.16.09	Jennifer Hailey
01.11.10	Jai Forney
12.20.10	Gabby Tyler
01.31.11	Gabby Tyler*
02.07.11	Gabby Tyler
02.14.11	Gabby Tyler

Conference USA

11.17.14	Amaya Ransom
----------	--------------

* - co-recipient

TEAM MVP

1975-76	Kathy McAmis
1976-77	Kathy McAmis
1977-78	Kim Fox
1978-79	Paula Bennett
1979-80	Paula Bennett
1980-81	Paula Bennett
1981-82	Patricia Walker
1982-83	Candy Lucas
1983-84	Marqueritte Parker
1984-85	Candy Lucas
1985-86	Kristin Wilson
1986-87	Kristin Wilson
1987-88	Elizabeth Walker
1988-89	Tolonda Rose


1989-90	Pam Gorham
1990-91	Mia Nance
1991-92	Charlita Davis
1992-93	Julia Burton
	Charlita Davis
1993-94	Charlette Hargrove
1994-95	Markita Aldridge
1995-96	Markita Aldridge
1996-97	Charlette Hargrove
1997-98	Drewana Bey
1998-99	Nikki Richardson
1999-2000	Jameka Jones
2000-01	Tonya Phifer
2001-02	Monica League
2002-03	Peaches Harris
2003-04	Sakellie Daniels
2004-05	Sakellie Daniels
2005-06	Sakellie Daniels
2006-07	Sabrina Gregory
2007-08	Sabrina Gregory
2008-09	Danielle Burgin
	Traci Ray
2009-10	Shannon McCallum
2010-11	Shannon McCallum
2011-12	Jennifer Hailey
2012-13	Jennifer Hailey
2013-14	Ny Hammonds
2014-15	Lefty Webster

GOLD NUGGET AWARD

(Given to the player that exhibits the most dedication and determination)

1977-78	Patricia Walker
1978-79	Brenda Brown
1979-80	Kim Fox
1980-81	Patricia Walker
1981-82	Paula Bennett
1982-83	Sylvia Akers
1983-84	Kristin Wilson
1984-85	Kristin Wilson
1985-86	Sheri Williams
1986-87	Shelton Kennington
1987-88	Tolonda Rose

Tolonda Rose (right) was the team's MVP in 1988-89, a year after she was the Gold Nugget Award recipient. Rose later served a stint with the 49ers as an assistant coach under head coach Ed Baldwin.



Judy
Wilkins Rose

1976-82

93-65
(.589)Ann
Payne

1983-84

36-20
(.643)Cindy
Connelley

1985-88

56-51
(.523)Ed
Baldwin

1989-2001

175-191
(.478)Katie
Meier

2002-05

76-45
(.628)Amanda
Butler

2006-07

40-22
(.645)Karen
Aston

2008-11

86-47
(.647)Cara
Consuegra

2012-pres.

72-53
(.576)

Year	Coach	Overall	Pct.	Conference	Pct.	Home	Away	Neutral	Postseason
1975-76	Judy Wilkins Rose	6-9	.400	n/a	n/a	3-5	3-4	0-0	
1976-77	Judy Wilkins Rose	3-13	.188	n/a	n/a	2-5	1-8	0-0	
1977-78	Judy Wilkins Rose	11-8	.579	n/a	n/a	6-5	5-3	0-0	
1978-79	Judy Wilkins Rose	20-6	.769	n/a	n/a	12-0	6-3	2-3	
1979-80	Judy Wilkins Rose	21-6	.778	n/a	n/a	10-2	7-3	4-1	
1980-81	Judy Wilkins Rose	22-10	.688	n/a	n/a	11-1	7-6	4-3	
1981-82	Judy Wilkins Rose	10-13	.435	n/a	n/a	5-3	4-6	1-4	
	TOTALS	93-65	.589	n/a	n/a				
1982-83	Ann Payne	15-12	.556	n/a	n/a	6-5	6-5	3-2	
1983-84	Ann Payne	21-8	.724	n/a	n/a	9-2	9-5	3-1	
	TOTALS	36-20	.643	n/a	n/a				
1984-85	Cindy Connelley	13-12	.520	2-4@	.333	5-3	7-6	1-3	
1985-86	Cindy Connelley	15-13	.536	3-3@	.500	9-1	5-9	1-3	
1986-87	Cindy Connelley	18-9	.667	1-5@	.167	12-2	6-6	0-1	
1987-88	Cindy Connelley	10-17	.370	1-5@	.167	6-2	3-9	1-6	
	TOTALS	56-51	.523	7-17	.292				
1988-89	Ed Baldwin	12-16	.429	1-5@	.167	6-7	3-8	3-1	
1989-90	Ed Baldwin	24-8	.750	4-2@	.667	11-0	9-6	4-2	NWIT
1990-91	Ed Baldwin	23-6	.793	4-2@	.667	12-1	10-4	1-1	
1991-92	Ed Baldwin	20-8	.714	8-4#	.667	9-3	10-3	1-2	
1992-93	Ed Baldwin	16-12	.571	6-6#	.500	7-3	6-6	3-3	
1993-94	Ed Baldwin	14-13	.519	4-8#	.333	6-4	6-8	2-1	
1994-95	Ed Baldwin	13-13	.500	3-9#	.333	7-4	4-8	2-1	
1995-96	Ed Baldwin	10-18	.357	4-8%	.333	5-6	3-9	2-3	
1996-97	Ed Baldwin	7-20	.259	2-12%	.143	4-9	2-8	1-3	
1997-98	Ed Baldwin	10-18	.357	5-11%	.313	4-7	5-9	1-2	
1998-99	Ed Baldwin	6-21	.222	3-13%	.188	4-9	1-10	1-2	
1999-2000	Ed Baldwin	10-20	.333	3-13%	.188	3-7	4-12	3-1	
2000-01	Ed Baldwin	10-18	.357	5-11%	.313	8-5	1-13	1-0	
	TOTALS	175-191	.478	52-104	.333				
2001-02	Katie Meier	16-13	.552	7-7%	.500	8-3	5-9	3-1	
2002-03	Katie Meier	21-9	.700	12-2%	.857	12-0	7-8	2-1	NCAA
2003-04	Katie Meier	17-14	.548	8-6%	.571	10-3	4-10	3-1	WNIT
2004-05	Katie Meier	22-9	.710	9-5%	.643	12-2	7-6	3-1	WNIT
	TOTALS	76-45	.628	36-20	.643				
2005-06	Amanda Butler	21-9	.700	13-3^	.813	13-2	8-5	0-2	WNIT
2006-07	Amanda Butler	19-13	.594	9-5^	.643	13-2	5-8	1-3	WNIT
	TOTALS	40-22	.645	22-8	.733				
2007-08	Karen Aston	18-14	.563	9-5^	.643	12-4	6-7	0-3	WNIT
2008-09	Karen Aston	23-9	.719	11-3^	.786	10-5	11-3	2-1	NCAA
2009-10	Karen Aston	18-14	.563	9-5^	.643	13-2	3-9	2-3	WNIT
2010-11	Karen Aston	27-10	.730	9-5^	.643	13-4	11-4	3-2	WNIT Semifinals
	TOTALS	86-47	.647	38-18	.679				
2011-12	Cara Consuegra	16-14	.533	8-6^	.571	10-4	5-7	1-3	WNIT
2012-13	Cara Consuegra	26-6	.813	13-1^	.929	14-4	11-0	1-2	WNIT
2013-14	Cara Consuegra	15-16	.484	9-7%	.563	10-4	5-10	0-2	WNIT
2014-15	Cara Consuegra	15-17	.469	10-8%	.556	8-6	6-7	1-4	
	TOTALS	72-53	.576	40-22	.645				

Conference affiliations: @ - Sun Belt; # - Metro; % - C-USA; ^ - Atlantic 10

Scoring Average


1.	Paula Bennett	1978-79	21.3
2.	Kim Fox	1977-78	17.3
3.	Charlette Hargrove	1993-94	11.5
4.	Kristin Wilson	1983-84	11.2
	Markita Aldridge	1991-92	11.2

Rebounding Average


1.	Kim Fox	1977-78	14.1
2.	Paula Bennett	1978-79	13.9
3.	Kristin Wilson	1983-84	8.2
4.	Charlette Hargrove	1993-94	7.8
5.	Tameka Smith	2004-05	6.0

Assists

1.	Markita Aldridge	1991-92	130
2.	Elizabeth Walker	1985-86	100
3.	Cookie Reeves	1984-85	91
	Monica League	2001-02	91
5.	Kim Gainor	1983-84	74



Adrienne Jordan set the school freshman record with 43 blocks during the 1997-98 season on her way to placing second on the program's career list with 207.



Elizabeth Walker is one of two freshmen in program history with at least 100 assists in her debut campaign.

Steals

1.	Sakellie Daniels	2002-03	67
2.	Monica League	2001-02	64
3.	Paula Bennett	1978-79	62
4.	Tonya Phifer	1997-98	46
5.	Wendy Stywalt	2006-07	45

Blocks

1.	Adrienne Jordan	1997-98	43
2.	Jennifer Smith	1998-99	39
3.	Kim Fox	1977-78	32
4.	Gabby Tyler	2010-11	23
5.	Heather Hart	1990-91	21

Others

Most Points Scored	Paula Bennett	1978-79	553
Rebounds	Paula Bennett	1978-79	361
Field Goal Percentage	Kenya Olley	2013-14	.576
3-Point Percentage	Hillary Sigmon	2011-12	.481



Points				Free Throws Made			
Rank	Opponent	Date	No.	Rank	Opponent	Date	No.
1	Columbia	01.27.88	109	1	North Carolina A&T	01.03.85	38
	at Furman	02.13.91	109	2	Saint Francis (Pa.)	11.17.06	37
2	Coker	01.22.79	107	3	College of Charleston	01.27.90	36
3	Catawba	01.28.80	106	4	at Davidson	12.18.00	35
	at Mars Hill	02.21.81	106	5	TCU	01.25.02	34
5	UNC Asheville	11.29.86	103	6	Mars Hill	02.15.79	31
6	Georgia Southern	02.07.90	102		at Houston	01.24.03	31
7	Mars Hill	01.18.82	100	8	at VCU	01.03.81	30
	Davidson	02.25.84	100		vs. Alabama State	11.23.91	30
	vs. North Alabama	12.19.87	100		Xavier	12.04.98	30
	UNC Wilmington	01.03.90	100		Savanah State	11.23.10	30
	Appalachian State	01.30.91	100				
Field Goals Made				Free Throws Attempted			
Rank	Opponent	Date	No.	Rank	Opponent	Date	No.
1	Columbia	01.27.88	51	1	Saint Francis (Pa.)	11.17.06	55
2	UNC Asheville	11.29.86	48	2	North Carolina A&T	01.03.85	53
3	at Furman	02.13.91	45	3	Iona	11.11.10	51
4	Davidson	01.08.79	44	4	at Davidson	12.18.00	50
	at Mars Hill	02.21.81	44	5	College of Charleston	01.27.90	48
6	ETSU	12.21.97	43	6	VCU	02.14.94	47
7	Catawba	01.28.80	42	7	at Appalachian State	12.04.01	46
	vs. Elon	02.28.81	42	8	at VCU	01.03.81	45
	Mars Hill	01.18.82	42	9	Old Dominion	02.02.91	42
10	Wingate	12.01.79	41		vs. Alabama State	11.23.91	42
	vs. North Alabama	12.19.87	41		North Carolina A&T	11.19.04	42
	USF	02.07.88	41				
	Georgia Southern	02.07.90	41	Offensive Rebounds			
	Charleston Southern	01.01.91	41	Rank	Opponent	Date	No.
	UNC Wilmington	01.03.92	41	1	Saint Francis (Pa.)	11.17.06	36
				2	at VCU	03.02.85	35
				3	UNC Greensboro	12.02.95	30
				4	vs. VCU	03.07.91	29
					UNC Asheville	12.03.96	29
				6	Southern Miss	02.26.94	28
					Clemson	01.02.08	28
				8	USF	02.02.86	27
					Western Carolina	11.27.90	27
					Gardner-Webb	12.08.02	27
					at TCU	03.05.04	27
					North Carolina A&T	11.19.04	27
3-Point Field Goals Made				3-Point Field Goals Attempted			
Rank	Opponent	Date	No.	Rank	Opponent	Date	No.
1	TCU	02.15.04	15	1	TCU	02.15.04	33
2	vs. Stony Brook	12.29.03	13		at Clemson	03.17.04	33
	at Liberty	11.14.15	13	3	at Marquette	02.16.03	31
4	at USF	02.21.03	11	4	at Tulane	02.22.02	30
	Louisville	02.09.03	11		at Georgia Tech	11.15.02	30
	Duquesne	03.07.09	11		vs. Stony Brook	12.29.03	30
7	vs. Mississippi	11.27.98	10		at East Carolina	01.25.04	30
	at VCU	12.06.03	10	8	at USF	02.21.03	29
	at Marquette	02.16.03	10		vs. TCU	03.08.03	29
	at UAB	02.23.03	10		VCU	12.07.03	29
	Southern Miss	02.28.03	10		at Old Dominion	11.03.03	29
	at UNC Asheville	01.05.03	10				
	East Carolina	02.27.04	10				
	at Clemson	03.17.04	10				
	at Western Michigan	03.21.04	10				
	at Massachusetts	02.05.11	10				



Winthrop	01.05.07	27
at Duquesne	01.09.10	27
vs. Nicholls State	12.03.10	27

Defensive Rebounds

Rank	Opponent	Date	No.
1	Arkansas State	11.13.11	42
2	Virginia Union	01.13.88	41
	at Appalachian State	01.04.94	41
	UNC Asheville	01.08.02	41
	East Carolina	12.05.10	41
6	UNC Wilmington	01.03.92	40
	Duquesne	03.07.09	40
	Gardner-Webb	03.18.10	40
9	Saint Louis	02.08.98	39
	Tulane	01.28.05	39

Total Rebounds

Rank	Opponent	Date	No.
1	Davidson	01.08.79	74
2	Davidson	02.25.84	72
3	at Catawba	12.03.80	70
4	at Catawba	01.26.78	69
	at Mars Hill	02.21.81	69
6	Wingate	02.02.81	68
7	UNC Pembroke	02.08.82	66
	UNC Asheville	01.08.02	66
9	UNC Pembroke	02.22.78	65
	at Wingate	01.24.81	65
	UNC Wilmington	01.03.92	65

Assists

Rank	Opponent	Date	No.
1	Columbia	01.27.88	37
2	at Elon	02.18.78	33
3	at UNC Asheville	12.06.78	32
	at USF	12.02.80	32
	vs. North Alabama	12.19.87	32
6	at Furman	02.13.91	31
7	at Mars Hill	02.21.81	30
	UNC Asheville	11.29.86	30

9	Methodist	11.29.78	29
	at UCF	01.13.87	29

Blocks

Rank	Opponent	Date	No.
1	Furman	01.03.12	15
2	Memphis	02.25.00	12
	at Loyola Marymount	11.25.05	12
4	at Appalachian State	11.23.99	11
	at Massachusetts	01.14.09	11
	vs. Hampton	11.19.10	11
	at Saint Louis	01.27.13	11
8	at Elon	02.18.78	10
	North Carolina A&T	12.21.85	10
	Western Carolina	02.19.86	10
	Virginia Union	01.13.88	10
	Maryland-Eastern Shore	12.05.88	10
	at Charleston Southern	11.27.91	10
	at Louisville	01.16.99	10
	at Southern Miss	01.28.00	10
	at Hampton	11.18.08	10
	at Duquesne	01.09.10	10
	at Virginia Tech	11.16.11	10
	at TCU	11.14.12	10

Steals

Rank	Opponent	Date	No.
1	Catawba	01.28.80	28
	North Carolina A&T	11.21.83	28
3	Catawba	02.17.81	27
4	Saint Augustine's	02.14.81	25
	UNC Asheville	11.29.86	25
6	at High Point	12.02.81	24
	Mars Hill	01.18.82	24
	Columbia	01.27.88	24
	UNC Wilmington	01.03.90	24
	South Carolina State	12.06.94	24

italics - under head coach Cara Consuegra
(WNIT) - recorded during WNIT action

Miscellaneous Team Game Records

Fewest Points	31	at No. 4 Notre Dame	D20, 09
Most Points in a Loss	100	vs. North Alabama	D19, 87
Most First Half Points	60	Coker	J22, 79
Most Second Half Points	60	Columbia	J27, 88
Largest Margin of Victory	73 (109-36)	Columbia	J27, 88
Largest Margin of Defeat	69 (112-43)	vs. North Carolina State	N25, 78
Turnovers	43	at No. 4 Notre Dame	D20, 09
Personal Fouls	33, three times	latest at Hawai'i	D17, 01
Disqualifications	4, two times	latest vs. Robert Morris	J1, 88
Highest Field Goal Percentage	.643 (36-56)	at Elon	F18, 78
Lowest Field Goal Percentage	.217 (10-46)	at Marquette	F25, 01
Highest Free Throw Percentage	1.000 (18-18)	at UNC Wilmington	D2, 05
Lowest Free Throw Percentage	.200 (3-15)	at Western Carolina	J8, 87
3-Point Percentage (min 5 att.)	.800 (4-5)	at Furman	F13, 91

Miscellaneous Team Season Records

Games Played	37	2011
Most Wins	27	2011
Fewest Wins	3	1977
Most Losses	21	1999
Fewest Losses	6	2013, 1991, 1980, 1979
Winning Percentage	.813	2013
Most Points Scored	2584	2011
Fewest Points Scored	834	1976
Highest Scoring Average	77.4	1981
Lowest Scoring Average	54.0	1977
Rebounds	1609	2011
Assists	587	1981
Steals	456	1981
Turnovers	700	2011
Blocks	208	2000
Field Goal Attempts	2302	1981
Field Goals Made	1018	1981
Highest Field Goal Percentage	.495	1984
Lowest Field Goal Percentage	.306	1977
3-Point Attempts	699	2004
3-Pointers Made	222	2004
Highest 3-Point Percentage	.357	1992
Lowest 3-Point Percentage	.214	1989
Free Throws Attempts	733	1990
Free Throws Made	489	2004
Highest Free Throw Percentage	.738	2014
Lowest Free Throw Percentage	.480	1976



Points

1.	Kristin Wilson	Converse	F7, 87	45
2.	Kristin Wilson	at Campbell	J31, 87	40
	Paula Bennett	at Georgia State	F8, 80	40
4.	Kristin Wilson	at UCF	J13, 87	37
	Candy Lucas	at North Carolina A&T	F6, 85	37
6.	Tonya Phifer	DePaul	J28, 01	35
	Patricia Walker	at North Carolina A&T	J14, 80	35
8.	Charlita Davis	at VCU	F27, 93	34
	Barbara Reedus	Western Carolina	F29, 88	34
10.	Sandra Williams	ETSU	D17, 90	33
	Candy Lucas	at Clemson	N30, 83	33

30-Plus Scoring Games

Kristin Wilson	Converse	F7, 87	45
Kristin Wilson	at Campbell	J31, 87	40
Paula Bennett	at Georgia State	F8, 80	40
Kristin Wilson	at UCF	J13, 87	37
Candy Lucas	at North Carolina A&T	F6, 85	37
Tonya Phifer	DePaul	J28, 01	35
Patricia Walker	at North Carolina A&T	J14, 80	35
Charlita Davis	at VCU	F27, 93	34
Barbara Reedus	Western Carolina	F29, 88	34
Sandra Williams	ETSU	D17, 90	33
Candy Lucas	at Clemson	N30, 83	33
Hillary Sigmon	at UTEP	J18, 14	32
Epiphany Woodson	at Saint Louis	F22, 12	32
Tonya Phifer	vs. St. John's	N24, 00	32
Charlita Davis	Louisville	F20, 93	32
Charlita Davis	East Carolina	F6, 93	32
Candy Lucas	Appalachian State	F1, 85	32
Paula Bennett	vs. Campbellsville	D4, 81	32
Paula Bennett	at Catawba	D4, 79	32
Kim Fox	Elon	F18, 78	32
Jameka Jones	at Louisville (C-USA)	M3, 00	31
Lisa Gerton	Cincinnati	F9, 96	31
Markita Aldridge	vs. SMU	D9, 94	31
Markita Aldridge	at Radford	D3, 94	31
Charlette Hargrove	vs. Valparaiso	D3, 93	31
Teresa Bowlin	UNC Greensboro	F27, 90	31
Patricia Walker	at UNC Pembroke	J11, 82	31
Paula Bennett	Catawba	J28, 80	31
Paula Bennett	at College of Charleston	D15, 79	31
Paula Bennett	vs. Mars Hill	F22, 79	31
Paula Bennett	at UNC Pembroke	F12, 79	31
Paula Bennett	North Carolina A&T	J23, 79	31
Tonya Phifer	Appalachian State	D6, 00	30
Nikki Richardson	at Louisville	J19, 97	30
Candy Lucas	at UCF	J14, 85	30
Candy Lucas	at North Carolina State	J22, 83	30
Paula Bennett	Mars Hill	J18, 82	30
Paula Bennett	at Lenoir-Rhyne	F27, 81	30
Patricia Walker	Catawba	F17, 81	30
Paula Bennett	UNC Asheville	F2, 80	30
Paula Bennett	vs. Lenoir-Rhyne	F24, 79	30
Paula Bennett	at UNC Asheville	D6, 78	30
Paula Bennett	Winston-Salem State	D2, 78	30

Field Goals Made

1.	Kristin Wilson	Converse	F7, 87	20
2.	Charlita Davis	at VCU	F27, 93	17
	Kristin Wilson	at UCF	J13, 87	17
	Paula Bennett	at Georgia State	F8, 80	17
5.	Patricia Walker	at North Carolina A&T	J14, 80	16
6.	Candy Lucas	at Western Carolina	F3, 85	15
	Candy Lucas	at North Carolina State	J22, 83	15
	Paula Bennett	vs. Lenoir-Rhyne	F24, 79	15
	Paula Bennett	at UNC Pembroke	F12, 79	15
	Paula Bennett	North Carolina A&T	J23, 79	15

Field Goals Attempted

1.	Patricia Walker	vs. Belmont Abbey	F24, 82	31
2.	Paula Bennett	at UNC Pembroke	F12, 79	30
3.	Paula Bennett	at Georgia State	F8, 80	29
	Paula Bennett	vs. Mars Hill	F22, 79	29
5.	Paula Bennett	UNC Asheville	N30, 81	28
	Paula Bennett	Georgia State	F9, 79	28
	Paula Bennett	at Catawba	D4, 79	28
	Paula Bennett	at UNC Asheville	D6, 78	28
9.	eight times, last by:			
	Kristin Wilson	Converse	F7, 87	27

Field Goal Percentage (min. 11 FGA)

			FGM-FGA	Pct.
1.	Gabby Tyler	at UTEP	J18, 14	10-11 .909
	Danielle Burgin	North Carolina A&T	J5, 09	10-11 .909
	Charlette Hargrove	at Winthrop	N26, 96	10-11 .909
	Sandra Williams	USF	F3, 90	10-11 .909
	Sylvia Akers	Virginia Tech	F8, 83	11-11 .909
6.	Jameka Jones	at Louisville	M3, 00	12-14 .857
7.	Kristin Wilson	at Winthrop	M1, 86	11-13 .846
	Kim Fox	UNC Pembroke	F11, 80	11-13 .846
9.	Danielle Burgin	at Saint Louis	F3, 07	10-12 .833
	Markita Aldridge	South Carolina State	D6, 94	10-12 .833

3-Point Field Goals Made

1.	Whitney Hoey	at Houston	D30, 05	7
	Leslie Cook	VCU	D7, 03	7
3.	Traci Ray	Duquesne (A-10)	M7, 09	6
	Traci Ray	vs. Ball State	D30, 06	6
	Leslie Cook	at Western Michigan (WNIT)	M21, 04	6
	Peaches Harris	at Tulane	F22, 02	6
7.	22 times, last by:			
	Hillary Sigmon	at Southern Miss	F21, 15	5

3-Point Field Goals Attempted

1.	Peaches Harris	at Tulane	F22, 02	18
2.	Whitney Hoey	at Houston	D30, 05	13
3.	Hillary Sigmon	at Southern Miss	F21, 15	12
	Hillary Sigmon	at Stetson	D17, 13	12
	Traci Ray	North Carolina A&T	J5, 09	12
	Leslie Cook	at Western Michigan (WNIT)	M21, 04	12
	Leslie Cook	at Clemson (WNIT)	M17, 04	12
	Leslie Cook	VCU	D7, 03	12
	Leslie Cook	James Madison	D21, 02	12
	Leslie Cook	at Davidson	D3, 02	12

**3-Point Field Goal Percentage (min. 6 3FGA)**

			3PM-3PA	Pct.
1.	Traci Ray	at Davidson	D9, 08	5-7 .714
	Leslie Cook	vs. Stony Brook	D29, 03	5-7 .714
3.	Hillary Sigmon	vs. Wake Forest	N28, 14	4-6 .667
	Hillary Sigmon	vs. Saint Louis (A-10)	M2, 12	4-6 .667
	Traci Ray	Duquesne (A-10)	M7, 09	6-9 .667
	Traci Ray	Old Dominion	D17, 06	4-6 .667
	Tonya Phifer	Appalachian State	D6, 00	4-6 .667
8.	Lisa Gerton	Cincinnati	F9, 96	5-8 .625
	Pam Gorham	Appalachian State	J30, 91	5-8 .625
10.	Leslie Cook	VCU	D7, 03	7-12 .583

Free Throws Made

1.	Sakellie Daniels	vs. East Carolina (C-USA)	M4, 04	14
2.	Pam Brown	vs. Florida State	D22, 04	13
	Tonya Phifer	vs. St. John's	N24, 00	13
	Lisa Gerton	at Louisville (Metro)	M8, 95	13
5.	Ny Hammonds	Old Dominion	J8, 14	12
	Epiphany Woodson	at Saint Louis	F22, 12	12
	Tonya Phifer	Houston	F2, 01	12
	Tonya Phifer	at Davidson	D18, 00	12
	Charlette Hargrove	vs. Western Michigan	D30, 96	12
	Kristin Wilson	Old Dominion	F28, 85	12

Free Throws Attempted

1.	Sakellie Daniels	vs. East Carolina (C-USA)	M4, 04	18
2.	Lefty Webster	at North Texas	J15, 15	17
	Sylvia Akers	Wingate	N27, 82	17
4.	Kim Fox	at Lenior-Rhyne	F27, 81	16
5.	nine times, last by:			
	Ny Hammonds	Old Dominion	J8, 14	15

Free Throw Percentage (min. 10 FTA)

			FTM-FTA	Pct.
1.	Tonya Phifer	at Davidson	D18, 00	12-12 1.000
	Alicia Abernathy	vs. St. John's	N24, 00	11-11 1.000
	Lisa Gerton	Furman	D18, 94	11-11 1.000
	Alicia Abernathy	at South Carolina	D28, 01	10-10 1.000
	Nikki Richardson	Marquette	F13, 98	10-10 1.000
	Lisa Gerton	Tennessee Tech	D9, 95	10-10 1.000
	Lisa Gerton	vs. Long Beach State	D29, 94	10-10 1.000
	Barbara Reedus	Western Carolina	F29, 88	10-10 1.000
	Francine Benson	at WKU	F21, 87	10-10 1.000
10.	Kristin Wilson	Old Dominion	F28, 85	12-13 .923

Total Rebounds

1.	Kim Fox	at Wingate	J24, 81	30
2.	Paula Bennett	at Catawba	D4, 79	25
3.	Kristin Wilson	vs. Southern Miss	N29, 85	24
4.	Paula Bennett	vs. Guilford	F20, 79	23
	Paula Bennett	North Carolina A&T	J23, 79	23
6.	Barbara Reedus	vs. North Alabama	D19, 87	22
	Kristin Wilson	Georgia State	F18, 87	22
	Kristin Wilson	USF	F2, 86	22
9.	Amanda Dowe	at Richmond	M3, 13	21
	Kristin Wilson	Winthrop	F5, 87	21
	Kristin Wilson	at Old Dominion	F14, 86	21
	Paula Bennett	UNC Asheville	N30, 81	21

Offensive Rebounds

1.	Amanda Dowe	Butler	F13, 13	12
2.	Charlette Hargrove	UNC Asheville	D3, 96	11
3.	Jennifer Hailey	Fordham	J13, 13	10
	Amanda Dowe	at TCU	N14, 12	10
	Drewana Bey	at Radford	N16, 97	10
	Drewana Bey	UNC Asheville	D3, 96	10
	Kristin Wilson	UNC Asheville	N29, 86	10
8.	Jennifer Hailey	Duquesne	F3, 13	9
	Amanda Dowe	Furman	J3, 12	9
	Alicia Abernathy	at Iowa	N24, 02	9
	Sharon Palmer	UNC Greensboro	D2, 95	9
	Charlette Hargrove	vs. Long Beach State	D29, 94	9
	Heather Hart	at North Carolina A&T	D1, 92	9
	Sandra Williams	vs. VCU (SBC)	M7, 91	9
	Kristin Wilson	at Winthrop	J21, 85	9

Assists

1.	Terri Hemphill	at UNC Asheville	D6, 78	17
2.	Maria Byars	Western Carolina	J13, 83	15
	Patricia Walker	Campbell	F5, 82	15
	Terri Hemphill	Methodist	N29, 78	15
5.	Ny Hammonds	FIU	F26, 14	14
6.	Elizabeth Walker	Columbia	J27, 88	13
7.	Patricia Walker	vs. Campbell	F11, 82	12
	Maria Byars	vs. Western Carolina	F7, 81	12
9.	Ny Hammonds	Marshall	M1, 14	11
	Ny Hammonds	vs. Mississippi Valley State	D30, 12	11
	Sakellie Daniels	Southern Miss	J30, 05	11
	Monica League	at Murray State	D8, 04	11
	Sakellie Daniels	at Wichita State	N21, 04	11
	Markita Aldridge	Saint Louis	F11, 96	11
	Terri Hemphill	North Carolina A&T	J23, 79	11

Blocks

1.	Teresa Bowlin	Maryland-Eastern Shore	D5, 88	9
	Kim Fox	at Elon	F18, 78	9
3.	Kenya Olley	North Texas	F26, 15	8
	Danielle Burgin	at Massachusetts	J14, 09	8
	Adrienne Jordan	at Cincinnati	J21, 01	8
	Kristin Wilson	Columbia	F8, 87	8
7.	Adrienne Jordan	UNC Greensboro	N16, 01	7
	Adrienne Jordan	Houston	F2, 01	7
	Jennifer Smith	at Appalachian State	N23, 99	7
	Adrienne Jordan	at Louisville	F20, 98	7
	Jennifer Hailey	at Saint Louis	J27, 13	7

Steals

1.	Terri Hemphill	at UNC Asheville	D6, 78	11
2.	Charlene Reid	South Carolina State	D6, 94	10
	Patricia Walker	at High Point	D2, 81	10
4.	Patricia Walker	at UNC Asheville	J21, 81	9
5.	Traci Ray	vs. Tulsa	D29, 06	8
	Sakellie Daniels	Massachusetts	J15, 06	8
	Sakellie Daniels	at TCU	J26, 03	8
	Mia Nance	Winthrop	D19, 89	8
	Patricia Walker	VCU	J18, 80	8
	Terri Hemphill	Converse	F13, 78	8
	Terri Hemphill	Catawba	J16, 78	8

**Points**

1.	Kristin Wilson	1986-87	619
2.	Paula Bennett	1980-81	591
3.	Paula Bennett	1979-80	571
4.	Paula Bennett	1978-79	553
5.	Kim Fox	1980-81	539
6.	Candy Lucas	1983-84	530
7.	Pam Gorham	1989-90	523
8.	Kristin Wilson	1985-86	520
9.	Patricia Walker	1981-82	502
10.	Jennifer Hailey	2012-13	497
	Lisa Gerton	1995-96	497

Points Per Game

1.	Kristin Wilson	1986-87	22.9
2.	Patricia Walker	1981-82	21.8
3.	Paula Bennett	1978-79	21.3
4.	Paula Bennett	1979-80	21.1
5.	Candy Lucas	1984-85	19.8
6.	Candy Lucas	1982-83	19.5
7.	Kristin Wilson	1985-86	19.3
8.	Paula Bennett	1980-81	19.1
9.	Candy Lucas	1983-84	18.9
10.	Kristin Wilson	1984-85	18.3

Field Goals Made

1.	Paula Bennett	1980-81	263
2.	Kristin Wilson	1986-87	251

3.	Paula Bennett	1978-79	249
4.	Paula Bennett	1979-80	245
5.	Candy Lucas	1983-84	235
6.	Charlita Davis	1992-93	208
7.	Kristin Wilson	1985-86	205
8.	Pam Gorham	1989-90	204
9.	Patricia Walker	1981-82	203
	Kim Fox	1980-81	203

Field Goals Attempted

1.	Paula Bennett	1978-79	580
2.	Paula Bennett	1980-81	558
3.	Paula Bennett	1979-80	523
4.	Charlita Davis	1992-93	477
5.	Candy Lucas	1983-84	470
6.	Kristin Wilson	1986-87	461
7.	Patricia Walker	1980-81	437
8.	Candy Lucas	1982-83	420
9.	Tonya Phifer	2000-01	417
	Pam Gorham	1989-90	417

Field Goal Percentage (min. 150 att.)

1.	Kristin Wilson	1984-85	(157-205) 76.6
2.	Sandra Williams	1989-90	(192-317) 60.6
3.	Charlette Hargrove	1996-97	(150-255) 58.8
4.	Sylvia Akers	1982-83	(178-305) 58.4
5.	Gabby Tyler	2013-14	(124-217) 57.1
	Kristin Wilson	1983-84	(132-231) 57.1


7.	Kim Fox	1980-81	(203-356) 57.0
8.	Angela Barden	1992-93	(87-154) 56.5
	Kristin Wilson	1985-86	(205-363) 56.5
10.	Danielle Burgin	2008-09	(160-285) 56.1

3-Point Field Goals Made

1.	Traci Ray	2006-07	73
2.	Leslie Cook	2003-04	71
3.	Hillary Sigmon	2012-13	67
4.	Traci Ray	2008-09	61
5.	Peaches Harris	2002-03	58
6.	Traci Ray	2007-08	57
7.	Leslie Cook	2002-03	56
8.	Hillary Sigmon	2014-15	53
9.	Tammy Gilliam	1992-93	49
10.	Lisa Gerton	1995-96	48

3-Point Field Goals Attempted

1.	Leslie Cook	2003-04	203
2.	Traci Ray	2006-07	183
3.	Hillary Sigmon	2012-13	182
4.	Leslie Cook	2002-03	178
5.	Hillary Sigmon	2013-14	163
6.	Andrea Davidson	2004-05	162
7.	Peaches Harris	2002-03	157
8.	Peaches Harris	2003-04	156
9.	Traci Ray	2007-08	153
10.	Traci Ray	2008-09	150

"Certain Gerton" and "Automatic Abernathy"

Lisa Gerton (left), still referred to by some as "Certain Gerton", put together a record-setting streak of 31 straight free throws made during the 1994-95 season. Her mark for perfection stood until 2000-01, when Alicia Abernathy drained 33 in a row to take over the title as the program's most consistent shooter. During her run, Abernathy tied the Conference USA record for free throw percentage in a game, with an 11-for-11 night versus St. John's.



Leslie Cook converted 71 3-pointers in 2003-04, which stood as the program best for three years. She still holds the school record with her 203 3-pointers attempted that season.



Ny Hammonds capped her career holding the top-two spots in the single-season assists chart, while playing a program-record 1101 minutes as a junior in 2012-13, earning All-Atlantic 10 Third Team accolades.

3-Point Field Goal Percentage (min. 50 att.)

1.	Hillary Sigmon	2011-12	(37-77) 48.1
2.	Tammy Gilliam	1992-93	(49-120) 40.8
3.	Traci Ray	2008-09	(61-150) 40.7
4.	Nikki Richardson	1996-97	(35-87) 40.2
5.	Traci Ray	2006-07	(73-183) 39.9
6.	Pam Gorham	1990-91	(37-96) 38.5
7.	Pam Gorham	1989-90	(30-79) 38.0
8.	Lisa Gerton	1995-96	(48-128) 37.5
9.	Traci Ray	2007-08	(57-153) 37.3
10.	Peaches Harris	2002-03	(58-157) 36.9

Free Throws Made

1.	Sakellie Daniels	2005-06	160
2.	Sakellie Daniels	2004-05	145
3.	Sakellie Daniels	2003-04	134
4.	Kim Fox	1980-81	133
5.	Kristin Wilson	1984-85	125
6.	Alicia Abernathy	2001-02	117
	Kristin Wilson	1986-87	117
8.	Pam Brown	2004-05	115
	Tonya Phifer	2000-01	115
10.	Kristin Wilson	1985-86	110

Free Throws Attempted

1.	Kim Fox	1980-81	220
2.	Sakellie Daniels	2005-06	216
3.	Sakellie Daniels	2004-05	207
4.	Kristin Wilson	1985-86	184
5.	Kristin Wilson	1984-85	183

6.	Sakellie Daniels	2003-04	173
	Kristin Wilson	1986-87	173
8.	Jennifer Hailey	2012-13	165
9.	Patricia Walker	1980-81	162
10.	Pam Brown	2004-05	160

Free Throw Percentage (min. 50 att.)

1.	Lisa Gerton	1994-95	(84-96) 87.5
2.	Lefty Webster	2013-14	(68-79) 86.1
3.	Sabrina Gregory	2007-08	(74-86) 86.0
4.	Lisa Gerton	1995-96	(83-98) 84.7
5.	Barbara Webb	1988-89	(55-65) 84.6
6.	Aysha Jones	2008-09	(96-114) 84.2
7.	Peaches Harris	2002-03	(79-96) 82.3
8.	Nikki Richardson	1998-99	(59-72) 81.9
9.	Sabrina Gregory	2004-05	(45-55) 81.8
10.	Tonya Phifer	1998-99	(83-102) 81.4

Rebounds

1.	Kristin Wilson	1985-86	396
2.	Sylvia Akers	1982-83	378
3.	Kim Fox	1980-81	376
4.	Amanda Dowe	2012-13	374
5.	Jennifer Hailey	2012-13	365
6.	Paula Bennett	1980-81	363
7.	Paula Bennett	1978-79	361
8.	Kristin Wilson	1986-87	360
9.	Paula Bennett	1980-81	355
10.	Kristin Wilson	1984-85	311

Rebounds Per Game

1.	Kristin Wilson	1985-86	14.7
2.	Kim Fox	1977-78	14.2
3.	Sylvia Akers	1982-83	14.0
4.	Paula Bennett	1978-79	13.9
5.	Kristin Wilson	1986-87	13.3
6.	Paula Bennett	1979-80	13.1
7.	Kristin Wilson	1984-85	13.0
8.	Kathy McAmis	1976-77	12.5
9.	Kim Fox	1980-81	11.8
10.	Amanda Dowe	2012-13	11.7
	Paula Bennett	1980-81	11.7

Assists

1.	Ny Hammonds	2012-13	209
2.	Ny Hammonds	2013-14	166
3.	Terri Hemphill	1981-82	162
4.	Ayanna Holmes	2014-15	153
	Sakellie Daniels	2004-05	153
6.	Kendria Holmes	2010-11	147
7.	Micah Bingeman	1988-89	143
	Elizabeth Walker	1987-88	143

9.	Sabrina Gregory	2006-07	139
10.	Traci Ray	2008-09	136

Assists Average

1.	Ny Hammonds	2012-13	6.7
2.	Terri Hemphill	1981-82	6.2
3.	Ny Hammonds	2013-14	5.7
4.	Elizabeth Walker	1987-88	5.3
5.	Micah Bingeman	1988-89	5.1
6.	Sakellie Daniels	2004-05	4.9
7.	Ayanna Holmes	2014-15	4.8
8.	Maria Byars	1982-83	4.7
9.	Markita Aldridge	1995-96	4.6
	Markita Aldridge	1991-92	4.6

Blocks

1.	Jennifer Hailey	2012-13	83
2.	Jennifer Hailey	2011-12	73
3.	Sheri Williams	1984-85	63
4.	Adrienne Jordan	2001-02	62
5.	Jennifer Hailey	2010-11	55
6.	Adrienne Jordan	2000-01	54
7.	Danielle Burgin	2006-07	48
	Adrienne Jordan	1999-2000	48
9.	Danielle Burgin	2007-08	47
	Jennifer Smith	1999-2000	47

Steals

1.	Patricia Walker	1981-82	102
2.	Patricia Walker	1980-81	94
3.	Terri Hemphill	1978-79	86
4.	Patricia Walker	1979-80	81
5.	Shannon McCallum	2009-10	80
6.	Pam Gorham	1989-90	79
7.	Sakellie Daniels	2004-05	76
	Tammy Gilliam	1992-93	76
9.	Sakellie Daniels	2003-04	75
	Mia Nance	1989-90	75

Minutes Played

1.	Ny Hammonds	2012-13	1101
2.	Pam Gorham	1989-90	1091
3.	Ny Hammonds	2013-14	1088
4.	Kendria Holmes	2010-11	1079
5.	Tonya Phifer	1999-2000	1064
6.	Sabrina Gregory	2006-07	1050
7.	Shannon McCallum	2010-11	1042
8.	Aysha Jones	2008-09	1032
9.	Ashley Spriggs	2009-10	1022
10.	Sabrina Gregory	2007-08	1019

**Points**

1.	Paula Bennett	1979-82	2078
2.	Kristin Wilson	1984-87	1902
3.	Kim Fox	1978-81	1570
4.	Shannon McCallum	2008-11	1525
5.	Tonya Phifer	1998-2001	1487
6.	Sakellie Daniels	2003-06	1481
7.	Jennifer Hailey	2010-13	1453
8.	Pam Brown	2003-06	1443
9.	Markita Aldridge	1992, '94-96	1440
10.	Patricia Walker	1979-82	1424

Points Per Game

1.	Paula Bennett	1979-82	19.6
2.	Candy Lucas	1983-85	19.4
3.	Kristin Wilson	1984-87	17.8
4.	Lisa Gerton	1995-96	16.8
5.	Kim Fox	1978-81	15.4
	Pam Gorham	1990-91	15.4
7.	Sylvia Akers	1983-84	15.1
8.	Patricia Walker	1979-82	14.5
	Sandra Williams	1990-91	14.5
10.	Markita Aldridge	1992, '94-96	14.0

Field Goals Made

1.	Paula Bennett	1979-82	914
2.	Kristin Wilson	1984-87	745
3.	Candy Lucas	1983-85	623
4.	Kim Fox	1978-81	609
5.	Jennifer Hailey	2010-13	592
6.	Charlita Davis	1990-93	587
7.	Patricia Walker	1979-82	571
8.	Markita Aldridge	1992, '94-96	558
9.	Shannon McCallum	2008-11	550
10.	Pam Brown	2003-06	531

Field Goals Attempted

1.	Paula Bennett	1979-82	2042
2.	Tonya Phifer	1998-2001	1339
3.	Shannon McCallum	2008-11	1325
4.	Candy Lucas	1983-85	1298
5.	Patricia Walker	1979-82	1288
6.	Charlita Davis	1990-93	1268
7.	Kristin Wilson	1984-87	1260
8.	Markita Aldridge	1992, '94-96	1235
9.	Kim Fox	1978-81	1160
10.	Jennifer Hailey	2010-13	1150

Field Goal Percentage (min. 400 att.)

1.	Kristin Wilson	1984-87	(745-1260) 59.1
2.	Sandra Williams	1990-91	(355-632) 56.2
3.	Sylvia Akers	1983-84	(327-595) 55.0
4.	Angela Barden	1992-93, '95	(291-533) 54.6
5.	Charlette Hargrove	1994-97	(477-903) 52.8
6.	Kim Fox	1978-81	(609-1160) 52.5
7.	Jennifer Hailey	2010-13	(592-1150) 51.5
8.	Danielle Burgin	2006-09	(501-989) 50.7
9.	Magueritte Parker	1983-84	(275-543) 50.6
	Teresa Bowlin	1988-90	(360-712) 50.6

Dynamic Duo

Even though it has been 30 years since they provided a powerful one-two punch for the 49ers, Paula Bennett (left) and Patricia Walker (right) still rank among Charlotte's all-time leaders in points, field goals made, free throws made and steals. Both earned honorable mention All-America honors in 1982, their final season

3-Point Field Goals Made

1.	Hillary Sigmon	2012-15	203
2.	Traci Ray	2006-09	202
3.	Peaches Harris	2001-04	157
4.	Andrea Davidson	2003-06	130
5.	Leslie Cook	2003-04	127
6.	Shannon McCallum	2008-11	119
7.	Monica League	2002-05	110
8.	Tonya Phifer	1998-2001	105
9.	Aysha Jones	2007-10	102
10.	Nikki Richardson	1996-99	100

3-Point Field Goals Attempted

1.	Hillary Sigmon	2012-15	567
2.	Traci Ray	2006-09	527
3.	Peaches Harris	2001-04	476
4.	Andrea Davidson	2003-06	452
5.	Shannon McCallum	2008-11	420
6.	Leslie Cook	2003-04	381
7.	Monica League	2002-05	379
8.	Tonya Phifer	1998-2001	356
9.	Aysha Jones	2007-10	353
10.	Nikki Richardson	1996-99	309

3-Point Field Goal Percentage (min. 100 att.)

1.	Tammy Gilliam	1991-93	(77-196) 39.3
2.	Pam Gorham	1990-91	(67-175) 38.3
	Traci Ray	2006-09	(202-527) 38.3
4.	Jameka Jones	1999-2000	(50-135) 37.0
5.	Hillary Sigmon	2012-15	(203-567) 35.8
6.	Kendria Holmes	2007-11	(76-214) 35.5
7.	Lisa Gerton	1995-96	(67-194) 34.5
8.	Leslie Cook	2003-04	(127-381) 33.3

9.	Peaches Harris	2001-04	(157-476) 33.0
10.	Lefty Webster	2014-pres.	(54-165) 32.7



Hillary Sigmon wrote herself into the record books with school marks for career 3-pointers made (203) and attempted (567) through the 2014-15 season.

Free Throws Made

1.	Sakellie Daniels	2003-06	492
2.	Kristin Wilson	1984-87	412
3.	Pam Brown	2003-06	353
4.	Kim Fox	1978-81	352



Miscellaneous Career Records

30-Plus Scoring Games

1.	Paula Bennett	1979-82	14
2.	Candy Lucas	1983-85	5
3.	Patricia Walker	1979-82	3
	Charlita Davis	1990-93	3
	Tonya Phifer	1998-2001	3
6.	Kristin Wilson	1984-87	2
	Markita Aldridge	1992, '94-96	2
8.	Kim Fox	1978-81	1
	Barbara Reedus	1987-89	1
	Teresa Bowlin	1988-90	1
	Sandra Williams	1990-91	1
	Lisa Gerton	1995-96	1
	Charlette Hargrove	1994-97	1
	Nikki Richardson	1996-99	1
	Jameka Jones	1999-2000	1
	Epiphany Woodson	2011-12	1
	Hillary Sigmon	2012-15	1

20-Plus Scoring Games

1.	Paula Bennett	1979-82	49
2.	Kristin Wilson	1984-87	46
3.	Candy Lucas	1983-85	31
4.	Patricia Walker	1979-82	26
5.	Shannon McCallum	2008-11	22
6.	Kim Fox	1978-81	21
7.	Tonya Phifer	1998-2001	20
8.	Markita Aldridge	1992, '94-96	19
	Sakellie Daniels	2003-06	19
10.	Lisa Gerton	1995-96	18

Double-Doubles

1.	Kristin Wilson	1984-87	78
2.	Paula Bennett	1979-82	64
3.	Kim Fox	1978-81	59
4.	Jennifer Hailey	2010-13	42
5.	Sylvia Akers	1983-84	30
6.	Amanda Dowe	2010-13	23
7.	Charlette Hargrove	1994-97	21
8.	Danielle Burgin	2006-09	19
9.	Sheri Williams	1984-88	15
	Charlita Davis	1990-93	15

Triple-Doubles

Patricia Walker	13 points, 10 rebounds, 15 assists	Campbell	F5, 82
Ny Hammonds	10 points, 11 rebounds, 14 assists	FIU	F26, 14
Ny Hammonds	12 points, 10 rebounds, 11 assists	Marshall	M1, 14

Note: Player years listed by last half of season to indicate that full season.
Example, 2015-16 would be listed as 2016.

5.	Tonya Phifer	1998-2001	346
6.	Alicia Abernathy	2000-03	330
7.	Shannon McCallum	2008-11	306
8.	Markita Aldridge	1992, '94-96	295
9.	Patricia Walker	1979-82	282
10.	Jennifer Hailey	2010-13	269

Free Throws Attempted

1.	Sakellie Daniels	2003-06	669
2.	Kristin Wilson	1984-87	642
3.	Kim Fox	1978-81	584
4.	Pam Brown	2003-06	496
5.	Markita Aldridge	1992, '94-96	490
6.	Jennifer Hailey	2010-13	478
7.	Charlette Hargrove	1994-97	476
8.	Tonya Phifer	1998-2001	458
9.	Patricia Walker	1979-82	448
10.	Alicia Abernathy	2000-03	445

Free Throw Percentage (min. 175 att.)

1.	Lisa Gerton	1994-96	(167-194) 86.1
2.	Lefty Webster	2014-pres.	(142-175) 81.1
3.	Sabrina Gregory	2005-08	(229-290) 79.0
4.	Aysha Jones	2007-10	(255-323) 78.9
5.	Nikki Richardson	1996-99	(219-285) 76.8
6.	Traci Ray	2006-09	(136-178) 76.4
7.	Peaches Harris	2001-04	(248-326) 76.1
	Hillary Sigmon	2012-15	(195-256) 76.1
9.	Drewana Bey	1995-98	(146-192) 76.0
10.	Tonya Phifer	1998-2001	(346-458) 75.5

Rebounds

1.	Kristin Wilson	1984-87	1305
2.	Paula Bennett	1979-82	1301
3.	Kim Fox	1978-81	1204
4.	Jennifer Hailey	2010-13	1089
5.	Amanda Dowe	2010-13	916
6.	Danielle Burgin	2006-09	900
7.	Charlette Hargrove	1994-97	804
8.	Alicia Abernathy	2000-03	752
9.	Charlita Davis	1990-93	726
10.	Shannon McCallum	2008-11	720

Rebounds Per Game

1.	Paula Bennett	1979-82	12.3
2.	Kristin Wilson	1984-87	12.2
3.	Sylvia Akers	1983-84	12.1
4.	Kathy McAmis	1976-78	11.8
	Kim Fox	1978-81	11.8
6.	Sandra Williams	1990-91	8.8
7.	Jennifer Hailey	2010-13	8.4
8.	Amanda Dowe	2010-13	7.6
9.	Charlette Hargrove	1994-97	7.5
10.	Danielle Burgin	2006-09	7.1

Assists

1.	Ny Hammonds	2011-14	496
2.	Markita Aldridge	1992, '94-96	442
3.	Sakellie Daniels	2003-06	430
4.	Monica League	2002-05	398
5.	Sabrina Gregory	2005-08	391
6.	Andrea Davidson	2003-06	351
	Traci Ray	2006-09	351
8.	Tonya Phifer	1998-2001	343
9.	Elizabeth Walker	1986-88	341
10.	Ayanna Holmes	2012-15	302

Blocks

1.	Jennifer Hailey	2010-13	231
1.	Adrienne Jordan	1998, 2000-02	207
2.	Danielle Burgin	2006-09	153
4.	Sheri Williams	1984-88	132
	Heather Hart	1991-94	132
6.	Teresa Bowlin	1988-90	120
7.	Kim Fox	1978-81	117
8.	Paula Bennett	1979-82	101
9.	Gabby Tyler	2011-12, '14	97
	Shannon McCallum	2008-11	97

Steals

1.	Patricia Walker	1979-82	301
2.	Sakellie Daniels	2003-06	289
3.	Paula Bennett	1979-82	265
4.	Monica League	2002-05	253
5.	Shannon McCallum	2008-11	235
6.	Tonya Phifer	1998-2001	209
7.	Sabrina Gregory	2005-08	197
8.	Kristin Wilson	1984-87	196
9.	Traci Ray	2006-09	178
10.	Kim Fox	1978-81	177

Games Started

1.	Monica League	2002-05	120
2.	Andrea Davidson	2003-06	111
3.	Hillary Sigmon	2012-15	110
4.	Paula Bennett	1979-82	105
5.	Aysha Jones	2007-10	104
6.	Kim Fox	1978-81	102
7.	Markita Aldridge	1992, '94-96	100
	Charlette Hargrove	1994-97	100
9.	Jennifer Hailey	2010-13	98
	Heather Hart	1991-94	98

Games Played

1.	Jai Forney	2010-13	130
	Jennifer Hailey	2010-13	130
	Shannon McCallum	2008-11	130
4.	Danielle Burgin	2006-09	126
	Erin Floyd	2007-10	126
6.	Sabrina Gregory	2005-08	125
	Ayanna Holmes	2012-15	125
8.	Ashley Spriggs	2007-10	123
9.	Pam Brown	2003-06	122
	Aysha Jones	2007-10	122

Minutes Played

1.	Monica League	2002-05	3769
2.	Tonya Phifer	1998-2001	3601
3.	Sabrina Gregory	2005-08	3459
4.	Markita Aldridge	1992, '94-96	3432
5.	Sakellie Daniels	2003-06	3366
6.	Erin Floyd	2007-10	3247
7.	Nikki Richardson	1996-99	3223
8.	Aysha Jones	2007-10	3178
9.	Hillary Sigmon	2012-15	3152
10.	Shannon McCallum	2008-11	3124

**1. Paula Bennett • 1979-82**

Year	GP	FG-A	Pct.	3FG-A	Pct.	FT-A	Pct.	Reb.	Avg.	A	ST	Pts.	Avg.
1978-79	26	249-580	.429	N/A	N/A	55-90	.611	361	13.9	44	62	553	21.3
1979-80	27	245-523	.468	N/A	N/A	81-120	.675	355	13.1	48	72	571	21.1
1980-81	31	263-558	.471	N/A	N/A	65-106	.613	363	11.7	59	71	591	19.1
1981-82	22	157-381	.412	N/A	N/A	49-77	.636	222	10.1	23	60	363	16.5
Totals	106	914-2042	.448	N/A	N/A	250-393	.636	1301	13.6	174	265	2078	19.6

**2. Kristin Wilson • 1984-87**

Year	GP	FG-A	Pct.	3FG-A	Pct.	FT-A	Pct.	Reb.	Avg.	A	ST	Pts.	Avg.
1983-84	29	132-231	.571	N/A	N/A	60-102	.588	238	8.2	10	24	324	11.2
1984-85	25	157-205	.766	N/A	N/A	125-183	.683	311	13.0	15	36	439	18.3
1985-86	27	205-363	.565	N/A	N/A	110-184	.600	396	14.7	21	64	520	19.3
1986-87	27	251-461	.544	N/A	N/A	117-173	.676	360	13.3	25	76	619	22.9
Totals	108	745-1260	.591	N/A	N/A	412-642	.642	1305	12.2	71	196	1902	17.8

**3. Kim Fox • 1978-81**

Year	GP	FG-A	Pct.	3FG-A	Pct.	FT-A	Pct.	Reb.	Avg.	A	ST	Pts.	Avg.
1977-78	17	127-276	.460	N/A	N/A	49-83	.590	241	14.2	18	23	303	17.8
1978-79	26	152-291	.522	N/A	N/A	86-146	.589	293	11.3	54	46	390	15.0
1979-80	27	127-237	.536	N/A	N/A	84-135	.622	294	10.9	32	34	338	12.5
1980-81	32	203-356	.570	N/A	N/A	133-220	.605	376	11.8	31	74	539	16.8
Totals	102	609-1160	.525	N/A	N/A	352-584	.534	1204	11.8	135	177	1570	15.4

**4. Shannon McCallum • 2008-11**


Year	GP	FG-A	Pct.	3FG-A	Pct.	FT-A	Pct.	Reb.	Avg.	A	ST	Pts.	Avg.
2007-08	31	76-205	.371	21-85	.247	53-75	.707	117	3.8	34	34	226	7.3
2008-09	31	142-329	.432	24-96	.250	70-101	.693	181	5.8	72	61	378	12.2
2009-10	31	161-385	.418	32-113	.283	85-120	.708	226	7.3	87	80	439	14.2
2010-11	37	272-406	.421	42-126	.333	98-136	.721	196	5.3	108	60	482	13.0
Totals	130	550-1325	.415	119-420	.283	306-432	.708	720	5.5	301	235	1525	11.7

**5. Tonya Phifer • 1998-2001**

Year	GP	FG-A	Pct.	3FG-A	Pct.	FT-A	Pct.	Reb.	Avg.	A	ST	Pts.	Avg.
1997-98	28	86-225	.382	16-60	.267	72-104	.692	67	2.4	58	46	260	9.3
1998-99	27	127-334	.380	20-72	.278	83-102	.814	67	2.5	78	53	357	13.2
1999-2000	30	145-363	.277	23-83	.277	76-100	.760	127	4.2	114	55	389	13.0
2000-01	28	160-417	.384	46-141	.326	115-152	.757	120	4.3	93	55	481	17.2
Totals	113	518-1339	.387	105-356	.295	346-458	.755	381	3.4	343	209	1487	13.2

**6. Sakellie Daniels • 2003-06**

Year	GP	FG-A	Pct.	3FG-A	Pct.	FT-A	Pct.	Reb.	Avg.	A	ST	Pts.	Avg.
2002-03	29	60-144	.417	10-38	.263	53-73	.726	74	2.6	53	67	183	6.3
2003-04	31	115-275	.418	17-59	.288	134-173	.775	140	4.5	111	75	381	12.3
2004-05	31	146-378	.386	32-129	.248	145-207	.700	232	7.5	153	76	469	15.1
2005-06	30	136-321	.424	16-72	.222	160-216	.741	167	5.6	113	71	448	14.9
Totals	121	457-1118	.409	75-298	.252	492-669	.735	613	5.1	430	289	1481	12.2

**7. Jennifer Hailey • 2010-13**

Year	GP	FG-A	Pct.	3FG-A	Pct.	FT-A	Pct.	Reb.	Avg.	A	ST	Pts.	Avg.
2009-10	32	69-134	.515	0-0	.000	37-70	.529	146	4.6	2	15	175	5.5
2010-11	36	158-318	.497	0-1	.000	53-105	.505	298	8.3	17	25	369	10.3
2011-12	30	167-311	.537	0-0	.000	78-138	.565	280	9.3	14	35	412	13.7
2012-13	32	198-387	.512	0-0	.000	101-165	.612	365	11.4	15	31	497	15.5
Totals	130	592-1150	.515	0-1	.000	269-478	.563	1089	8.4	48	106	1453	11.2

**8. Pam Brown • 2003-06**

Year	GP	FG-A	Pct.	3FG-A	Pct.	FT-A	Pct.	Reb.	Avg.	A	ST	Pts.	Avg.
2002-03	30	116-224	.518	6-28	.214	71-102	.696	116	3.9	29	24	309	10.3
2003-04	31	130-272	.478	8-31	.258	83-126	.659	161	5.2	26	12	351	11.3
2004-05	31	139-284	.489	4-22	.182	115-160	.719	178	5.7	28	23	397	12.8
2005-06	30	146-295	.495	10-30	.333	84-108	.778	172	5.7	31	28	386	12.9
Totals	122	531-1075	.494	28-111	.252	353-496	.712	627	5.1	114	87	1443	11.8

**9. Markita Aldridge - 1992-93, '95-96**

Year	GP	FG-A	Pct.	3FG-A	Pct.	FT-A	Pct.	Reb.	Avg.	A	ST	Pts.	Avg.
1991-92	28	114-295	.386	12-39	.308	73-116	.629	123	4.4	130	41	313	11.2
1992-93	21	128-274	.467	16-51	.314	50-103	.485	106	5.0	87	48	322	15.3
1994-95	26	160-337	.475	1-7	.143	77-131	.588	190	7.3	97	37	398	15.3
1995-96	28	156-329	.474	0-13	.000	95-140	.679	182	6.5	128	34	407	14.5
Totals	103	558-1235	.452	29-110	.264	295-490	.602	601	5.8	442	160	1440	14.0

**10. Patricia Walker • 1979-82**

Year	GP	FG-A	Pct.	3FG-A	Pct.	FT-A	Pct.	Reb.	Avg.	A	ST	Pts.	Avg.
1978-79	17	34-92	.370	N/A	N/A	15-25	.600	38	2.2	11	24	83	4.9
1979-80	26	151-343	.440	N/A	N/A	70-113	.619	141	5.4	77	81	372	14.3
1980-81	32	183-437	.419	N/A	N/A	101-162	.623	211	6.6	85	94	467	14.6
1981-82	23	203-416	.488	N/A	N/A	96-148	.649	219	9.5	89	102	502	21.8
Totals	108	571-1288	.443	N/A	N/A	282-448	.629	609	5.6	262	301	1424	14.5

**11. Candy Lucas • 1983-85**

Year	GP	FG-A	Pct.	3FG-A	Pct.	FT-A	Pct.	Reb.	Avg.	A	ST	Pts.	Avg.
1982-83	22	197-420	.469	N/A	N/A	36-61	.590	96	4.3	54	56	430	19.5
1983-84	28	235-470	.500	N/A	N/A	60-94	.638	113	4.0	97	59	530	18.9
1984-85	22	191-408	.468	N/A	N/A	54-67	.806	95	4.3	52	47	436	19.8
Totals	72	623-1298	.480	N/A	N/A	150-222	.676	304	4.2	203	162	1396	19.4

**12. Charlita Davis • 1990-93**

Year	GP	FG-A	Pct.	3FG-A	Pct.	FT-A	Pct.	Reb.	Avg.	A	ST	Pts.	Avg.
1989-90	32	69-154	.448	0-0	.000	33-48	.688	112	3.2	14	13	171	5.3
1990-91	29	131-273	.480	1-1	1.000	46-63	.730	206	7.1	36	38	309	10.7
1991-92	28	179-364	.492	0-1	.000	80-112	.714	195	7.0	29	31	438	15.6
1992-93	28	208-477	.436	1-3	.333	48-77	.623	213	7.6	47	36	465	16.6
Totals	117	587-1268	.463	2-5	.400	207-300	.690	726	6.2	126	118	1383	11.8

**13. Sabrina Gregory • 2005-08**

Year	GP	FG-A	Pct.	3FG-A	Pct.	FT-A	Pct.	Reb.	Avg.	A	ST	Pts.	Avg.
2004-05	31	101-222	.455	2-7	.286	45-55	.818	106	3.4	56	36	249	8.0
2005-06	30	100-208	.481	1-4	.250	42-62	.677	89	3.0	71	37	243	8.1
2006-07	32	189-353	.535	10-46	.217	68-87	.782	134	4.2	139	70	456	14.3
2007-08	32	130-284	.458	4-26	.154	74-86	.860	144	4.5	125	54	338	10.6
Totals	125	520-1067	.487	17-83	.205	229-290	.790	473	3.8	391	197	1286	10.3

**14. Charlette Hargrove • 1994-97**

Year	GP	FG-A	Pct.	3FG-A	Pct.	FT-A	Pct.	Reb.	Avg.	A	ST	Pts.	Avg.
1993-94	26	114-220	.518	0-0	.000	71-144	.493	204	7.8	23	20	299	11.5
1994-95	26	110-224	.491	0-0	.000	46-83	.554	204	7.8	33	23	266	10.2
1995-96	28	103-204	.505	0-0	.000	52-109	.477	183	6.5	27	23	258	9.2
1996-97	27	150-255	.588	0-0	.000	76-140	.543	213	7.9	20	39	376	13.9
Totals	107	477-903	.528	0-0	.000	245-476	.515	804	7.5	103	105	1199	11.2

**15. Nikki Richardson • 1996-99**

Year	GP	FG-A	Pct.	3FG-A	Pct.	FT-A	Pct.	Reb.	Avg.	A	ST	Pts.	Avg.
1995-96	20	37-91	.407	7-21	.333	28-33	.848	41	2.1	31	22	109	5.5
1996-97	26	119-318	.374	35-87	.402	60-87	.690	86	3.3	82	49	333	12.8
1997-98	28	134-322	.416	25-76	.329	72-93	.774	93	3.3	72	51	365	13.0
1998-99	27	142-364	.390	33-125	.264	59-72	.819	111	4.1	60	41	376	13.9
Totals	101	432-1095	.395	100-309	.324	219-285	.768	331	3.3	245	163	1183	11.7

**16. Hillary Sigmon • 2012-15**

Year	GP	FG-A	Pct.	3FG-A	Pct.	FT-A	Pct.	Reb.	Avg.	A	ST	Pts.	Avg.
2011-12	27	68-154	.442	37-77	.481	33-44	.750	58	2.1	20	13	206	7.6
2012-13	32	102-283	.360	67-182	.368	44-60	.733	58	1.8	28	20	315	9.8
2013-14	31	103-300	.343	46-163	.282	56-75	.747	84	2.7	41	21	308	9.9
2014-15	30	117-292	.401	53-145	.366	62-77	.805	83	2.8	50	27	349	11.6
Totals	120	390-1029	.379	203-567	.358	195-256	.761	283	2.4	139	81	1178	9.8

**17. Danielle Burgin • 2006-09**

Year	GP	FG-A	Pct.	3FG-A	Pct.	FT-A	Pct.	Reb.	Avg.	A	ST	Pts.	Avg.
2005-06	30	52-101	.515	0-0	.000	15-27	.556	102	3.4	5	6	119	4.0
2006-07	32	145-307	.472	0-1	.000	61-97	.629	240	7.5	29	23	351	11.0
2007-08	32	144-296	.486	0-1	.000	56-104	.538	264	8.3	24	17	344	10.8
2008-09	32	160-285	.561	1-2	.500	34-64	.531	294	9.2	40	20	355	11.1
Totals	126	501-989	.507	1-4	.250	166-292	.568	900	7.1	98	66	1169	9.3

**18. Aysha Jones • 2007-10**

Year	GP	FG-A	Pct.	3FG-A	Pct.	FT-A	Pct.	Reb.	Avg.	A	ST	Pts.	Avg.
2006-07	32	76-231	.329	23-91	.253	41-57	.719	97	3.0	48	33	216	6.8
2007-08	27	50-131	.382	10-48	.208	34-46	.739	68	2.5	28	14	144	5.3
2008-09	32	154-353	.436	38-106	.358	96-114	.842	123	3.8	85	28	442	13.8
2009-10	31	102-287	.355	31-108	.287	84-106	.792	116	3.7	70	51	319	10.3
Totals	122	382-1002	.381	102-353	.289	255-323	.789	404	3.3	231	126	1121	9.2

**19. Peaches Harris • 2001-04**

Year	GP	FG-A	Pct.	3FG-A	Pct.	FT-A	Pct.	Reb.	Avg.	A	ST	Pts.	Avg.
2000-01	24	36-93	.387	13-34	.382	28-37	.757	23	1.0	12	13	113	4.7
2001-02	25	95-280	.339	41-129	.318	58-76	.763	75	3.0	40	21	289	11.6
2002-03	30	102-274	.372	58-157	.369	79-96	.823	80	2.7	48	20	341	11.4
2003-04	31	104-311	.334	45-156	.288	83-117	.709	112	3.6	40	30	336	10.8
Totals	110	337-958	.352	157-476	.330	248-326	.761	290	2.6	140	84	1079	9.8

**20. Alicia Abernathy • 2000-03**

Year	GP	FG-A	Pct.	3FG-A	Pct.	FT-A	Pct.	Reb.	Avg.	A	ST	Pts.	Avg.
1999-2000	30	71-188	.378	10-34	.294	63-104	.606	163	5.4	39	24	215	7.2
2000-01	28	70-201	.348	8-45	.178	87-108	.806	172	6.1	57	37	235	8.4
2001-02	29	93-290	.321	34-122	.279	117-151	.775	212	7.3	56	55	337	11.6
2002-03	30	92-236	.390	27-78	.346	63-82	.768	205	6.8	103	43	274	9.1
Totals	117	326-912	.357	79-279	.283	330-445	.742	752	6.4	255	159	1061	9.1



Points

Rank	Opponent	Date	No.
1	Gardner-Webb	12.08.02	93
	Texas A&M	01.03.03	93
3	TCU	02.15.04	91
	WKU	11.26.04	91
	Charleston Southern	12.13.08	91
6	Chicago State	11.28.03	90
	Murray State	12.28.05	90
8	Elon	11.19.11	89
	<i>Furman</i>	<i>01.03.12</i>	<i>89</i>
10	North Carolina A&T	11.19.04	87
	<i>North Carolina A&T</i>	<i>12.21.11</i>	<i>87</i>
	<i>Marshall</i>	<i>03.01.14</i>	<i>87</i>

Field Goals Made

Rank	Opponent	Date	No.
1	Tennessee State	12.21.97	43
2	Texas A&M	01.03.03	38
	<i>Furman</i>	<i>01.03.12</i>	<i>38</i>
4	WKU	11.26.04	37
5	<i>North Carolina Central</i>	<i>11.10.12</i>	<i>36</i>
6	Charleston Southern	12.13.08	35
	Massachusetts	02.28.10	35
	<i>FIU</i>	<i>02.26.14</i>	<i>35</i>
9	Murray State	12.28.05	34
	UNC Greensboro	11.20.06	34
	<i>Elon</i>	<i>11.19.11</i>	<i>34</i>
	<i>North Carolina A&T</i>	<i>12.21.11</i>	<i>34</i>

Field Goals Attempted

Rank	Opponent	Date	No.
1	<i>Furman</i>	<i>01.03.12</i>	<i>85</i>
2	UNC Asheville	01.08.02	82
3	Radford	12.21.96	79
4	Florida (WNIT)	03.24.11	77
5	Alabama	02.18.97	76
6	Memphis	01.31.03	75
7	Tennessee State	12.21.97	74
	VCU	12.07.03	74
9	Gardner-Webb	12.08.02	73
	Houston	02.13.04	73
	Winthrop	01.05.07	73

3-Point Field Goals Made

Rank	Opponent	Date	No.
1	TCU	02.15.04	15
2	Louisville	02.09.03	11
	Duquesne	03.07.09	11
4	Southern Miss	02.28.03	10
	East Carolina	02.27.04	10
6	James Madison	12.21.02	9
	Saint Louis	02.02.03	9
	Chicago State	11.28.03	9
	VCU	12.07.03	9
	DePaul	01.31.04	9
	Winthrop	01.05.08	9
	Duke	11.27.10	9
	<i>Davidson</i>	<i>12.21.14</i>	<i>9</i>

3-Point Field Goals Attempted

Rank	Opponent	Date	No.
1	TCU	02.15.04	33
2	VCU	12.07.03	29
3	Southern Miss	02.28.03	28
	Houston	02.13.04	28
5	Saint Louis	02.19.06	27

6	Memphis	01.31.03	26
7	Louisville	02.09.03	26
	Marquette	02.02.04	26
9	Appalachain State	11.27.02	25
	James Madison	12.21.02	25
	Davidson	11.25.03	25
	Winthrop	12.05.05	25

Free Throws Made

Rank	Opponent	Date	No.
1	Saint Francis (Pa.)	11.17.06	37
2	TCU	01.25.02	34
3	Savannah State	11.23.10	30
4	Marquette	02.13.98	29
	Tulane	03.02.03	29
6	DePaul	02.15.98	28
	North Carolina A&T	11.19.04	28
	<i>Old Dominion</i>	<i>01.08.14</i>	<i>28</i>
9	DePaul	01.28.01	27
10	East Carolina	12.17.96	26
	UAB	01.05.98	26
	Temple	12.28.98	26

Free Throws Attempted

Rank	Opponent	Date	No.
1	Saint Francis (Pa.)	11.17.06	55
2	North Carolina A&T	11.19.04	42
3	TCU	01.25.02	41
4	<i>Old Dominion</i>	<i>01.08.14</i>	<i>40</i>
5	East Carolina	12.17.96	39
6	Clemson	01.04.10	38
	East Carolina	12.05.10	38
8	Tulane	03.02.03	37
	Savannah State	11.23.10	37
10	Temple	12.28.98	36

Offensive Rebounds

Rank	Opponent	Date	No.
1	Saint Francis (Pa.)	11.17.06	36
2	UNC Asheville	12.03.96	29
3	Clemson	01.02.08	28
4	Gardner-Webb	12.08.02	27
5	North Carolina A&T	11.19.04	27
	Winthrop	01.05.07	27
7	UNC Asheville	12.05.09	26
	<i>Butler</i>	<i>02.13.13</i>	<i>26</i>
9	UNC Asheville	01.08.02	25
	<i>Furman</i>	<i>01.03.12</i>	<i>25</i>

Defensive Rebounds

Rank	Opponent	Date	No.
1	<i>Arkansas State</i>	<i>11.13.11</i>	<i>42</i>
2	UNC Asheville	01.08.02	41
	East Carolina	12.05.10	41
4	Duquesne	03.07.09	40
	Gardner-Webb (WNIT)	03.18.10	40
6	Saint Louis	02.08.98	39
	Tulane	01.28.05	39
8	<i>Marshall</i>	<i>03.01.14</i>	<i>38</i>
9	Alabama	02.18.97	37
	USF	02.17.02	37
	<i>Florida Atlantic</i>	<i>02.19.14</i>	<i>37</i>

Total Rebounds

Rank	Opponent	Date	No.
1	UNC Asheville	01.08.02	66
2	<i>Arkansas State</i>	<i>11.13.11</i>	<i>61</i>
3	Saint Louis	02.08.98	60
4	East Carolina	12.05.10	59
5	<i>Furman</i>	<i>01.03.12</i>	<i>58</i>
6	Alabama	02.18.97	57
	Saint Francis (Pa.)	11.17.06	57
	<i>Florida Atlantic</i>	<i>02.19.14</i>	<i>57</i>
9	UNC Asheville	12.03.96	56
10	South Carolina State	12.09.00	55

Assists

Rank	Opponent	Date	No.
1	Texas A&M	01.03.03	28
2	Chicago State	11.28.03	26
	UAB	01.11.04	26
	North Carolina A&T	12.08.02	26
5	Gardner-Webb	12.08.02	25
	WKU	11.26.04	25
	Murray State	12.28.05	25
	Charleston Southern	12.20.07	25
9	Louisville	02.09.03	24
	Saint Joseph's	01.20.06	24
	Charleston Southern	12.13.08	24
	<i>North Carolina Central</i>	<i>11.10.12</i>	<i>24</i>
	<i>Charleston Southern</i>	<i>12.07.14</i>	<i>24</i>

Blocks

Rank	Opponent	Date	No.
1	<i>Furman</i>	<i>01.03.12</i>	<i>15</i>
2	Memphis	02.25.00	12
3	Hampton	11.19.10	11
4	Southern Miss	01.24.99	9
	USF	02.04.01	9
	High Point (WNIT)	03.15.07	9
	Massachusetts	01.15.08	9
	<i>North Texas</i>	<i>02.26.15</i>	<i>9</i>
9	Houston	02.02.01	8
	USF	02.17.02	8
	Davidson	11.24.07	8
	<i>North Carolina A&T</i>	<i>12.21.11</i>	<i>8</i>
	<i>Saint Louis</i>	<i>01.11.12</i>	<i>8</i>
	<i>George Washington</i>	<i>02.17.13</i>	<i>8</i>
	<i>Davidson (WNIT)</i>	<i>03.24.13</i>	<i>8</i>

Steals

Rank	Opponent	Date	No.
1	Southern Miss	02.28.03	21
2	Saint Louis	02.02.03	17
	Old Dominion	12.17.06	17
4	Michigan	12.03.04	16
	Rhode Island	02.24.06	16
	Iona	11.13.10	16
	Virginia Tech	01.02.11	16
8	East Carolina	01.20.02	15
	Marquette	02.08.02	15
	Tulane	03.02.03	15
	ETSU	12.06.04	15
	UNC Asheville	12.05.09	15
	<i>UTSA</i>	<i>02.14.15</i>	<i>15</i>

italics - under head coach Cara Consuegra (WNIT) - recorded during WNIT action

**Points**

Rank	Player	Opponent	Date	No.
1	Tonya Phifer	DePaul	01.28.01	35
2	Tonya Phifer	Appalachian State	12.06.00	30
3	Tonya Phifer	East Carolina	11.24.98	29
	Aysha Jones	Wake Forest	11.26.08	29
5	Sakellie Daniels	Cincinnati	02.13.05	28
	Aysha Jones	Duquesne	02.07.09	28
7	Jennifer Hailey	Saint Joseph's	02.18.12	27
	Hillary Sigmon	North Carolina State	11.18.14	27
9	Sabrina Gregory	Old Dominion	12.17.06	26
10	Nikki Richardson	Memphis	01.03.98	25
	Nikki Richardson	Saint Louis	12.20.98	25
	Jameka Jones	Cincinnati	02.07.00	25
	Tonya Phifer	Houston	02.02.01	25
	Leslie Cook	VCU	12.07.03	25
	Shannon McCallum	South Carolina	11.16.09	25
	Shannon McCallum	Florida (WNIT)	03.24.11	25
	Ny Hammonds	Furman	12.29.13	25

Field Goals Made

Rank	Player	Opponent	Date	No.
1	Charlette Hargrove	East Carolina	12.17.96	12
	Nikki Richardson	Tennessee State	12.21.97	12
	Tonya Phifer	East Carolina	11.24.98	12
4	Tonya Phifer	Appalachian State	12.06.00	11
	Tonya Phifer	DePaul	01.28.01	11
	Pam Brown	Texas A&M	01.03.03	11
	Shannon McCallum	South Carolina	11.16.09	11
	Jennifer Hailey	Saint Joseph's	02.18.12	11
	Jennifer Hailey	Xavier	01.20.13	11
10	Drewana Bey	Southern Miss	01.12.97	10
	Charlette Hargrove	USF	01.24.97	10
	Nikki Richardson	Memphis	01.03.98	10
	Sabrina Gregory	Saint Joseph's	01.20.06	10
	Sabrina Gregory	Old Dominion	12.17.06	10
	Danielle Burgin	Xavier	01.14.07	10
	Aysha Jones	Wake Forest	11.26.08	10
	Danielle Burgin	North Carolina A&T	01.05.09	10
	Aysha Jones	Duquesne	02.07.09	10
	Shannon McCallum	Duquesne	02.07.09	10
	Jennifer Hailey	Richmond	02.26.12	10

Field Goals Attempted

Rank	Player	Opponent	Date	No.
1	Nikki Richardson	South Carolina	11.21.98	21
	Tonya Phifer	DePaul	01.28.01	21
3	Nikki Richardson	Cincinnati	02.19.99	20
	Tonya Phifer	Tulane	01.30.00	20
	Shannon McCallum	South Carolina	11.16.09	20
	Shannon McCallum	Florida (WNIT)	03.24.11	20
7	Melissa Brown	Alabama	02.18.97	19
	Tonya Phifer	East Carolina	11.24.98	19
	Nikki Richardson	Temple	12.28.98	19
	Jameka Jones	UAB	02.27.00	19
	Tonya Phifer	Southern Miss	01.05.01	19
	Tonya Phifer	Marquette	01.26.01	19
	Aysha Jones	Duquesne	02.07.09	19
	Shannon McCallum	Saint Joseph's	01.23.10	19
	Epiphany Woodson	Liberty (WNIT)	03.16.11	19
	Ny Hammonds	Furman	12.29.13	19

3-Point Field Goals Made

Rank	Player	Opponent	Date	No.
1	Leslie Cook	VCU	12.07.03	7
2	Traci Ray	Duquesne	03.07.09	6
3	Tonya Phifer	DePaul	01.28.01	5
	Brandy Patterson	Davidson	12.06.01	5
	Peaches Harris	DePaul	01.31.04	5
	Traci Ray	Rhode Island	02.24.08	5
7	Nikki Richardson	Memphis	01.03.98	4
	Jameka Jones	Cincinnati	02.07.00	4
	Tonya Phifer	Appalachian State	12.06.00	4
	Peaches Harris	UAB	02.15.02	4
	Peaches Harris	Gardner-Webb	12.08.02	4

Leslie Cook	James Madison	12.21.02	4
Leslie Cook	Saint Louis	02.02.03	4
Leslie Cook	Louisville	02.09.03	4
Leslie Cook	Southern Miss	02.28.03	4
Andrea Davidson	Davidson	11.25.03	4
Leslie Cook	USF	01.09.04	4
Leslie Cook	TCU	02.15.04	4
Monica League	TCU	02.15.04	4
Monica League	Louisville	02.11.05	4
Whitney Hoey	Murray State	12.28.05	4
Whitney Hoey	Richmond	01.27.06	4
Traci Ray	Old Dominion	12.17.06	4
Whitney Hoey	Winthrop	01.05.07	4
Traci Ray	High Point (WNIT)	03.15.07	4
Traci Ray	Davidson	11.24.07	4
Traci Ray	Winthrop	01.05.08	4
Traci Ray	Virginia Tech	12.16.07	4
Traci Ray	North Carolina A&T	01.05.09	4
Traci Ray	Temple	03.08.09	4
Aysha Jones	Massachusetts	02.28.10	4
Shannon McCallum	Florida (WNIT)	03.24.11	4
Epiphany Woodson	Saint Louis	01.11.12	4
Hillary Sigmon	Duquesne	02.03.13	4
Hillary Sigmon	Furman	12.29.13	4
Hillary Sigmon	Marshall	01.10.15	4

3-Point Field Goals Attempted

Rank	Player	Opponent	Date	No.
1	Leslie Cook	James Madison	12.21.02	12
	Leslie Cook	VCU	12.07.03	12
	Traci Ray	North Carolina A&T	01.05.09	12
4	Peaches Harris	UAB	02.15.02	11
	Leslie Cook	Louisville	02.09.03	11
	Leslie Cook	Marquette	02.02.04	11
	Leslie Cook	TCU	02.15.04	11
8	Tonya Phifer	DePaul	01.28.01	10
	Brandy Patterson	Davidson	12.06.01	10
	Andrea Davidson	Saint Louis	02.19.06	10
	Hillary Sigmon	Duquesne	02.03.13	10

Free Throws Made

Rank	Player	Opponent	Date	No.
1	Tonya Phifer	Houston	02.02.01	12
	Ny Hammonds	Old Dominion	01.08.14	12
3	Shemika Turner	Xavier	12.04.98	11
	Monica League	TCU	01.25.02	11
5	Nikki Richardson	Marquette	02.13.98	10
	Sakellie Daniels	TCU	02.15.04	10
	Sakellie Daniels	Florida (WNIT)	11.30.05	10
	Sakellie Daniels	Rhode Island	02.24.06	10
	Shannon McCallum	North Carolina A&T (WNIT)	03.21.10	10
10	Tamika Mackey	Furman	11.30.96	9
	Tonya Phifer	South Carolina	11.21.98	9
	Sakellie Daniels	Davidson	11.25.03	9
	Sakellie Daniels	Saint Louis	01.07.05	9
	Pam Brown	Southern Miss	01.30.05	9
	Sakellie Daniels	Cincinnati	02.13.05	9
	Sakellie Daniels	Houston	03.04.05	9
	Wendy Stywalt	Saint Francis (Pa.)	11.17.06	9
	Aysha Jones	Clemson	01.04.10	9

Free Throws Attempted

Rank	Player	Opponent	Date	No.
1	Sakellie Daniels	Houston	03.04.05	15
	Sakellie Daniels	Rhode Island	02.24.06	15
	Ny Hammonds	Old Dominion	01.08.14	15
4	Tonya Phifer	Houston	02.02.01	14
	Ashley Spriggs	Clemson	01.04.10	14
6	Charlette Hargrove	Houston	02.08.97	13
	Courtney Williams	North Carolina A&T	11.19.04	13
	Sakellie Daniels	Florida (WNIT)	11.30.05	13
	Shannon McCallum	North Carolina A&T (WNIT)	03.21.10	13
	Jennifer Hailey	St. Bonaventure	01.21.12	13



Offensive Rebounds

Rank	Player	Opponent	Date	No.
1	<i>Amanda Dowe</i>	<i>Butler</i>	<i>02.13.13</i>	12
2	Charlette Hargrove	UNC Asheville	12.03.96	11
3	Drewana Bey	UNC Asheville	12.03.96	10
	<i>Jennifer Hailey</i>	<i>Fordham</i>	<i>01.13.13</i>	10
5	<i>Amanda Dowe</i>	<i>Furman</i>	<i>01.03.12</i>	9
	<i>Jennifer Hailey</i>	<i>Duquesne</i>	<i>02.03.13</i>	9
7	Adrienne Jordan	UAB	02.15.02	8
	Sabrina Gregory	Saint Louis	02.19.06	8
	Danielle Burgin	Winthrop	01.05.08	8
	Sabrina Gregory	La Salle	01.30.08	8
	<i>Amanda Dowe</i>	<i>Massachusetts</i>	<i>02.01.12</i>	8
	<i>Amanda Dowe</i>	<i>VCU</i>	<i>02.28.13</i>	8
	<i>Jennifer Hailey</i>	<i>Appalachian State (WNIT)</i>	<i>03.21.13</i>	8

Defensive Rebounds

Rank	Player	Opponent	Date	No.
1	<i>Amanda Dowe</i>	<i>Duquesne</i>	<i>02.03.13</i>	14
2	<i>Amanda Dowe</i>	<i>Wake Forest (WNIT)</i>	<i>03.15.12</i>	13
3	Danielle Burgin	Wake Forest	11.26.08	12
	Danielle Burgin	Dayton	01.24.09	12
	Shannon McCallum	Duquesne	03.07.09	12
6	Charlette Hargrove	USF	01.24.97	11
	Danielle Burgin	Duquesne	03.07.09	11
	Jennifer Hailey	Dayton	02.12.11	11
	<i>Jennifer Hailey</i>	<i>St. Bonaventure</i>	<i>01.21.12</i>	11
	<i>Amanda Dowe</i>	<i>Rhode Island</i>	<i>02.04.12</i>	11
	<i>Jennifer Hailey</i>	<i>Davidson</i>	<i>12.21.12</i>	11
	<i>Alexis Alexander</i>	<i>UCF</i>	<i>11.23.13</i>	11

Total Rebounds

Rank	Player	Opponent	Date	No.
1	<i>Amanda Dowe</i>	<i>Wake Forest (WNIT)</i>	<i>03.15.12</i>	19
2	<i>Amanda Dowe</i>	<i>Duquesne</i>	<i>02.03.13</i>	18
3	Drewana Bey	Alabama	02.18.97	17
	<i>Amanda Dowe</i>	<i>Massachusetts</i>	<i>02.01.12</i>	17
	<i>Jennifer Hailey</i>	<i>Duquesne</i>	<i>02.03.13</i>	17
	<i>Amanda Dowe</i>	<i>George Washington</i>	<i>02.17.13</i>	17
7	Drewana Bey	UNC Asheville	12.03.96	16
	Charlette Hargrove	Radford	12.21.96	16
	<i>Jennifer Hailey</i>	<i>Fordham</i>	<i>01.13.13</i>	16
	<i>Amanda Dowe</i>	<i>Appalachian State (WNIT)</i>	<i>03.21.13</i>	16

Assists

Rank	Player	Opponent	Date	No.
1	<i>Ny Hammonds</i>	<i>FIU</i>	<i>02.26.14</i>	14
2	Sakellie Daniels	Southern Miss	01.30.05	11
	<i>Ny Hammonds</i>	<i>Marshall</i>	<i>03.01.14</i>	11
4	Monica League	TCU	02.15.04	10
	Traci Ray	North Carolina A&T	01.05.09	10
	<i>Ny Hammonds</i>	<i>Florida State</i>	<i>12.02.12</i>	10
	<i>Ny Hammonds</i>	<i>Stetson</i>	<i>12.08.12</i>	10
	<i>Ny Hammonds</i>	<i>Appalachian State (WNIT)</i>	<i>03.21.13</i>	10
9	Sakellie Daniels	UAB	01.11.04	9
	Andrea Davidson	Houston	02.13.04	9
	Sakellie Daniels	WKU	11.26.04	9
	Sakellie Daniels	Saint Louis	01.07.05	9
	Sakellie Daniels	Murray State	12.28.05	9
	Traci Ray	Notre Dame	12.28.08	9
	Traci Ray	Saint Louis	01.20.09	9
	<i>Ny Hammonds</i>	<i>Kansas State</i>	<i>11.24.12</i>	9
	<i>Ayanna Holmes</i>	<i>UTEP</i>	<i>02.12.15</i>	9

Blocks

Rank	Player	Opponent	Date	No.
1	<i>Kenya Olley</i>	<i>North Texas</i>	<i>02.26.15</i>	8
2	Adrienne Jordan	Houston	02.02.01	7
	Adrienne Jordan	UNC Greensboro	11.16.01	7
4	Danielle Burgin	Massachusetts	01.15.08	6
	<i>Jennifer Hailey</i>	<i>Furman</i>	<i>01.03.12</i>	6
6	Adrienne Jordan	Memphis	02.25.00	5
	Jennifer Smith	Memphis	02.25.00	5
	Adrienne Jordan	USF	02.04.01	5
	Adrienne Jordan	USF	02.17.02	5
	Kelsey McAdoo	Hampton	11.21.07	5
	Gabby Tyler	Duke	11.27.10	5
	<i>Gabby Tyler</i>	<i>Furman</i>	<i>01.03.12</i>	5
	<i>Jennifer Hailey</i>	<i>Richmond</i>	<i>02.26.12</i>	5
	<i>Jennifer Hailey</i>	<i>Butler</i>	<i>02.13.13</i>	5
	<i>Jennifer Hailey</i>	<i>George Washington</i>	<i>02.17.13</i>	5

Steals

Rank	Player	Opponent	Date	No.
1	Sakellie Daniels	Massachusetts	01.15.06	8
2	Monica League	Marquette	02.02.04	7
	Sakellie Daniels	Rhode Island	02.24.06	7
	<i>Ny Hammonds</i>	<i>Florida State</i>	<i>12.02.12</i>	7
5	Sabrina Gregory	Old Dominion	12.17.06	6
	Sabrina Gregory	Virginia Tech	12.16.08	6
	<i>Ayanna Holmes</i>	<i>North Texas</i>	<i>02.26.15</i>	6
8	Nikki Richardson	East Carolina	12.17.96	5
	Charlette Hargrove	USF	01.24.97	5
	Tonya Phifer	Memphis	02.25.00	5
	Tonya Phifer	South Carolina	12.28.00	5
	Tonya Phifer	Winthrop	01.31.01	5
	Kysah Upchurch	UNC Asheville	01.08.02	5
	Brandy Patterson	East Carolina	01.20.02	5
	Monica League	Appalachian State	11.27.02	5
	Monica League	Memphis	01.31.03	5
	Alicia Abernathy	Saint Louis	02.02.03	5
	Sakellie Daniels	Chicago State	11.28.03	5
	Sakellie Daniels	Wichita State	12.11.03	5
	Monica League	South Carolina	12.14.03	5
	Andrea Davidson	Michigan	12.03.04	5
	Sakellie Daniels	Michigan	12.03.04	5
	Sakellie Daniels	Saint Louis	01.07.05	5
	Aysha Jones	Charleston Southern	12.04.06	5
	Wendy Stywalt	Fordham	02.08.07	5
	Shannon McCallum	UAB	11.21.08	5
	Traci Ray	Charleston Southern	12.13.08	5
	Shannon McCallum	Richmond	03.09.09	5
	Aysha Jones	Presbyterian	12.02.09	5
	Shannon McCallum	Massachusetts	02.28.10	5
	Paige McCallum	Iona	11.13.10	5
	Kendria Holmes	Savannah State	11.23.10	5
	Shannon McCallum	VCU	12.11.10	5
	Epiphany Woodson	Virginia Tech	01.02.11	5
	<i>Ny Hammonds</i>	<i>Fordham</i>	<i>01.13.13</i>	5
	<i>Lefty Webster</i>	<i>Marshall</i>	<i>01.10.15</i>	5
	<i>Ayanna Holmes</i>	<i>UTSA</i>	<i>02.14.15</i>	5

Minutes Played

Rank	Player	Opponent	Date	No.
1	Nikki Richardson	Alabama	02.18.97	45
	Sakellie Daniels	Houston	03.04.05	45
3	<i>Ny Hammonds</i>	<i>Tulane</i>	<i>01.22.14</i>	44
4	Drewana Bey	Tulane	01.10.97	43
	Nikki Richardson	Tulane	01.10.97	43
	Melissa Brown	Alabama	02.18.97	43
7	<i>Kira Gordon</i>	<i>Tulane</i>	<i>01.22.14</i>	42
8	Monica League	Memphis	01.31.03	41
	Aysha Jones	South Carolina	11.16.09	41
	Shannon McCallum	South Carolina	11.16.09	41
	Shannon McCallum	Florida (WNIT)	03.24.11	41

italics - under head coach Cara Consuegra (WNIT) - recorded during WNIT action



Name	Years	GP-GS	Pts.-Avg.	FGM-FGA	FG Pct.	3FGM-3FGA	3FG Pct.	FTM-FTA	FT Pct.	Off.-Def.-Total	Reb. Avg.	PF-FO	A	TO	Blk	Stl	Mins.-Avg.
Abernathy, Alicia	2000-03	117-80	1061-9.1	326-915	.356	79-279	.283	330-445	.742	281-471-752	6.4	281-10	255	272	33	159	2883-24.6
Abood, Gay	1984	29-10	73-2.5	31-80	.388	0-0	.000	11-22	.500	18-18-36	1.2	48-2	58	0	2	19	423-14.6
Akers, Sylvia	1983-84	55-53	830-15.1	327-595	.550	0-0	.000	176-247	.713	332-332-664	12.1	147-2	120	0	45	99	890-31.8
Aldridge, Markita	1992, '94-96	103-100	1440-14.0	558-1235	.452	29-110	.264	295-490	.602	262-339-601	5.8	267-7	442	486	89	160	3432-33.3
Alexander, Alexis	2013-15	81-6	470-5.8	194-405	.479	0-1	.000	82-115	.713	127-220-347	4.3	175-3	27	127	45	38	1247-15.4
Andersson, Malin	2005	16-0	15-0.9	3-8	.375	0-0	.000	9-12	.750	8-11-19	1.2	17-0	7	10	4	4	82-5.1
Barden, Angela	1992-93, '95	71-29	750-10.6	291-533	.546	3-9	.333	165-244	.676	215-247-462	6.5	171-0	70	136	13	43	1878-26.5
Bennett, Paula	1979-82	106-105	2078-19.6	908-2042	.445	0-0	.000	250-393	.636	292-293-1301	12.3	398-25	174	0	101	265	0-0.0
Benson, Francine	1986-87, '89	83-38	512-6.2	198-470	.421	0-0	.000	116-210	.552	138-139-380	4.6	205-9	44	78	24	50	1670-20.1
Bey, Drewana	1995-98	107-71	726-6.8	290-645	.450	0-8	.000	146-192	.760	224-326-550	5.1	244-12	89	181	24	64	2408-22.5
Bingeman, Micah	1988-90	80-54	712-8.9	299-673	.444	2-16	.125	112-150	.747	103-105-208	2.6	150-2	253	253	7	93	2038-25.5
Bowlin, Teresa	1988-90	84-60	878-10.5	360-712	.506	0-1	.000	158-234	.675	290-290-580	6.9	217-7	110	238	120	87	2216-26.4
Brown, Brenda	1978-79	43-26	550-12.8	243-537	.453	0-0	.000	64-90	.711	0-0-204	4.7	126-7	66	0	10	46	490-11.4
Brown, Melissa	1996-97	53-15	218-4.1	79-253	.312	27-95	.284	33-48	.688	27-80-107	2.0	51-0	67	111	2	34	899-17.0
Brown, Pam	2003-06	122-62	1443-11.8	531-1075	.494	28-111	.252	353-496	.712	287-340-627	5.1	313-5	114	208	16	87	2576-21.1
Brown, Tanisha	2014-15	24-0	45-1.9	14-28	.500	0-0	.000	17-35	.486	18-32-50	2.1	16-0	8	15	1	5	127-5.3
Burgin, Danielle	2006-09	126-92	1169-9.3	501-989	.507	1-4	.250	166-292	.568	303-597-900	7.1	242-2	98	235	153	66	3039-24.1
Burley, Tiana	2011	20-0	22-1.1	9-30	.300	0-0	.000	4-4	1.000	11-13-24	1.2	23-1	1	13	2	0	77-3.9
Burroughs, Mildred	1991-94	48-2	43-0.9	18-52	.346	0-0	.000	7-18	.389	19-23-42	0.9	20-0	14	21	0	7	251-5.2
Burton, Julia	1990-93	115-57	966-8.4	384-845	.454	27-86	.314	171-237	.722	248-249-497	4.3	277-5	161	198	29	164	2583-22.5
Byars, Maria	1981-83	73-58	172-2.4	57-163	.350	0-0	.000	58-94	.617	78-79-157	2.2	110-1	288	0	5	92	0-0.0
Cacciola, Lisa	1996-99	81-5	85-10.0	32-108	.296	0-0	.000	21-43	.488	45-70-115	1.4	98-1	5	46	14	8	500-6.2
Cade, B.J.	2007	29-0	46-1.6	16-39	.410	0-0	.000	14-17	.824	21-23-44	1.5	20-0	2	11	3	2	163-5.6
Cairnes, Sabrina	1996	12-0	16-1.3	5-17	.294	3-8	.375	3-6	.500	4-6-10	0.8	5-0	4	9	1	1	41-3.4
Cameron, Keisha	1995	4-0	0-0.0	0-3	.000	0-2	.000	0-0	.000	1-2-3	0.8	5-1	0	3	0	0	19-4.8
Camp, Christy	1985	20-1	34-1.7	9-42	.214	0-0	.000	16-30	.533	0-0-42	2.1	55-2	16	0	0	18	258-12.9
Carter, Brittany	2008-09	27-0	73-2.7	30-61	.492	0-0	.000	13-24	.542	21-24-45	1.7	41-0	7	22	2	9	243-9.0
Carter, Tori	2013-14	41-2	116-2.8	40-113	.354	0-6	.000	36-63	.571	13-31-44	1.1	21-0	24	32	4	10	368-9.0
Collins, Patty	1976	13-0	147-11.3	60-180	.333	0-0	.000	27-69	.391	0-0-0	0.0	0-0	0	0	0	0	0-0.0
Concepcion, Susan	1984	14-0	44-3.1	21-36	.583	0-0	.000	2-9	.222	24-24-48	3.4	7-0	3	0	2	3	106-7.6
Cook, Leslie	2003-04	61-27	520-8.5	181-514	.352	127-381	.333	31-42	.738	39-126-165	2.7	95-0	91	106	2	45	1267-20.8
Coward, Rachelle	2009-10	37-0	51-1.4	17-67	.254	5-27	.185	12-21	.571	10-20-30	0.8	17-0	7	14	0	4	226-6.1
Crawford, Fuleena	1978	4-0	3-0.1	1-8	.125	0-0	.000	1-2	.500	0-0-6	1.5	5-0	2	0	0	0	29-7.3
Cunningham, Susan	1976	14-0	76-5.4	31-81	.383	0-0	.000	14-23	.609	0-0-0	0.0	0-0	0	0	0	0	0-0.0
Curry, Antia	1990	16-0	24-1.5	7-17	.412	0-0	.000	10-13	.769	11-12-23	1.4	11-0	3	4	1	7	78-4.9
Daniel, Connie	1982-83	42-8	169-4.0	68-183	.372	0-0	.000	33-49	.673	23-25-48	1.1	14-0	16	0	2	30	0-0.0
Daniels, Sakellie	2003-06	121-88	1481-12.2	457-1118	.409	75-298	.252	492-669	.735	224-389-613	5.1	252-4	430	339	20	289	3366-27.8
Davenport, Kathy	1977	13-0	23-1.8	9-22	.409	0-0	.000	5-18	.278	0-0-34	2.6	17-0	2	0	0	0	0-0.0
Davidson, Andrea	2003-06	120-111	801-6.7	276-785	.352	130-452	.288	119-187	.636	159-352-511	4.3	279-9	351	315	25	146	2634-22.0
Davis, Charlita	1990-93	117-73	1383-11.8	587-1268	.463	2-5	.400	207-300	.690	363-363-726	6.2	251-2	126	250	33	118	3066-26.2
Davis, Michelle	1989	21-0	26-1.2	10-34	.294	0-0	.000	6-7	.857	8-8-16	0.8	12-0	1	6	2	2	95-4.5
Dempsey, Griffin	2015	29-0	47-1.6	15-56	.268	7-27	.259	10-15	.667	3-29-32	1.1	30-0	40	35	0	10	303-10.4
Deshong, Dee	1994	14-1	39-2.8	17-42	.405	0-0	.000	5-14	.357	15-22-37	2.6	30-0	5	7	9	5	186-13.0
Dewitt, Donna	1981-82	48-8	169-3.5	66-173	.382	0-0	.000	37-50	.740	46-47-93	1.9	60-3	70	0	2	30	0-0.0
Doster, Carol	1981	14-0	46-3.3	22-45	.489	0-0	.000	2-9	.222	20-20-40	2.9	26-0	5	0	3	3	0-0.0
Doster, Lee	1980-83	105-28	477-4.5	198-547	.362	0-0	.000	81-132	.614	137-137-431	4.1	249-4	132	0	24	105	584-5.6
Dowe, Amanda	2010-13	121-71	767-6.3	299-628	.476	0-3	.000	169-248	.681	393-523-916	7.6	251-3	89	191	90	106	2448-20.2
Drayton, Desiree	2012	9-0	10-1.1	4-10	.400	0-0	.000	2-5	.400	5-5-10	1.1	4-0	5	7	3	4	45-5.0
Edmund, Paula	1978	6-0	2-0.0	1-3	.333	0-0	.000	0-2	.000	0-0-3	0.5	2-0	1	0	0	1	26-4.3
Edwards, Javana	1997	2-0	0-0.0	0-0	.000	0-0	.000	0-0	.000	0-0-0	0.0	3-0	0	0	0	0	0-0.0
Eudy, Robbin	1978-80	66-25	264-4.0	92-289	.318	0-0	.000	80-120	.667	0-0-143	2.2	99-1	106	0	2	70	773-11.7
Faught, Emily	1998-99, 2001	77-17	209-2.7	66-215	.307	26-97	.268	51-66	.773	34-54-88	1.1	91-0	83	122	11	18	975-12.7
Faulk, Tron	1990	7-0	2-0.3	1-3	.333	0-0	.000	0-0	.000	2-3-5	0.7	3-0	1	1	0	0	22-3.1
Fisher, Sarah	2000-01	58-49	299-5.2	109-343	.318	31-113	.274	50-66	.758	72-145-217	3.7	78-0	54	108	12	26	1317-22.7
Floyd, Erin	2007-10	126-102	960-7.6	389-899	.433	11-52	.212	171-249	.687	228-340-568	4.5	212-1	119	272	21	88	3247-25.8
Forney, Jai	2010-13	130-79	808-6.2	325-800	.406	37-138	.268	121-189	.640	214-279-493	3.8	228-2	282	263	21	126	2972-22.9
Foston, Akiba	1997-98	34-0	28-0.8	10-39	.256	0-1	.000	8-17	.471	19-23-42	1.2	33-0	6	16	1	4	235-6.9
Fox, Kim	1978-81	102-85	1570-15.4	609-1160	.525	0-0	.000	352-584	.603	188-188-1204	11.8	355-30	135	0	117	177	1421-13.9
Gainor, Kim	1984-85	31-26	241-7.8	102-218	.468	0-0	.000	37-50	.740	27-28-89	2.9	69-2	97	0	4	59	897-28.9
Garner, Meme	2014-15	18-0	17-0.9	5-20	.250	1-7	.000	6-9	.667	7-7-14	0.8	13-0	2	5	1	1	65-3.6
Garner, Sandy	1976-77	17-0	79-4.6	37-120	.308	0-0	.000	5-31	.161	0-0-8	0.5	1-0	6	0	0	0	0-0.0
Garrett, Monica	1985-88	103-62	437-4.2	181-504	.359	1-3	.333	74-114	.649	75-75-294	2.9	158-1	218	91	10	127	2274-22.1
Gaston, Rochelle	1994	2-0	6-3.0	1-4	.250	0-0	.000	4-7	.571	1-2-3	1.5	4-0	4	1	0	2	15-7.0
Gerton, Lisa	1995-96	48-47	804-16.8	285-654	.436	67-194	.345	167-194	.861	63-124-187	3.9	100-1	106	131	8	82	1498-31.2
Gibson, Dee	1992-93	54-26	248-4.6	79-157	.503	1-3	.333	89-135	.659	105-107-212	3.9	103-2	60	73	13	36	832-15.4
Gilliam, Tammy	1991-93	84-54	582-6.9	197-497	.396	77-196	.393	111-153	.725	137-139-276	3.3	138-2	224	226	9	171	2200-26.2
Glass, Amy	1988-91	98-27	289-2.9	112-285	.393	0-1	.000	65-92	.707	85-88-173	1.8	107-3	134	121	25	66	1352-13.8
Gordon, Kira	2013-15	94-62	759-8.1	287-575	.499	7-25	.280	178-250	.712	180-297-476	5.1	218-5	100	173	40	90	2259-24.0
Gorham, Pam	1990-91	60-60	921-15.4	357-756	.472	67-175	.383	140-198	.707	114-114-228	3.8	117-1	144	128	1	140	1906-31.8
Gorham, Phyllis	1990-91	61-33	309-5.1	108-266	.406	17-67	.254	76-105	.724	49-50-99	1.6	121-2	156	124	0	85	1124-18.4



Table with columns: Name, Years, GP-GS, Pts.-Avg., FGM-FGA, FG Pct., 3FGM-3FGA, 3FG Pct., FTM-FTA, FT Pct., Off.-Def.--Total, Reb. Avg., PF-FO, A, TO, Blk, Stl, Mins.-Avg. Lists player statistics for various years.

Some data is incomplete; information contained within represents available statistics through the years; Player must have seen action in at least one game to be listed Active player in black boxes



A		F		Joyner, Missy	1992	Reedus, Barbara	1987-89
Abernathy, Alicia	2000-03	Faught, Emily	1998-99, 2001	Jules, Natasha	1993-96	Reeves, Cookie	1985
Akers, Sylvia	1983-84	Fisher, Sarah	2000-01	K			
Aldridge, Markita	1992, '94-96	Faulk, Tron	1990	Kelley, Kim	1980-83	Reid, Charlene	1994-95
Alexander, Alexis	2013-	Floyd, Erin	2007-10	Kelly, Tiszara	1992, '94-95	Remley, Connie	1984-86
B		Forney, Jai	2010-13	Kennington, Shelton	1984-87	Richardson, Nikki	1996-99
Barden, Angela	1992-93, '95	Foston, Akiba	1997-98	L			
Bennett, Paula	1979-82	Fox, Kim	1978-81	Lamb, Donna	1977	Roberts, Michelle	1978-81
Benson, Francine	1987, '89	G		League, Monica	2002-05	Rose, Tolonda	1986-89
Bey, Drewana	1995-98	Gainor, Kim	1984-85	Lee, Debbie	1977	Russell, Quidara	2001-02
Bingeman, Micah	1988-90	Gardner, Sandy	1976-77	Livingston, Laurie	1979	S	
Bowlin, Teresa	1988-90	Garner, Meme	2014-15	Lucas, Candy	1983-85	Shugart, Karen	1980-83
Brown, Brenda	1978-79	Garrett, Monica	1985-88	M			
Brown, Melissa	1996-97	Gaston, Rochelle	1994	Mackey, Tamika	1996-99	Sigmon, Hillary	2012-15
Brown, Pam	2003-06	Gerton, Lisa	1995-96	Mandic, Ivi	2003-04	Smith, Jennifer	1999-2000
Brown, Tanisha	2014-15	Gibson, Dee	1992-93	McAdoo, Kelsey	2008-10	Smith, Tameka	2005-07
Burroughs, Mildred	1992-94	Gilliam, Tammy	1991-93	McAmis, Kathy	1976-78	Smith, Teri	1976-78
Burgin, Danielle	2006-09	Glass, Amy	1988-91	McCallum, Shannon	2008-11	Smith, Terrie	1999-2002
Burley, Tiana	2011	Gordon, Kira	2013-	McCallum, Paige	2011-12	Smith, Tonika	1999-2002
Burton, Julia	1990-93	Gorham, Pam	1990-91	McClary, Stephanie	1991-94	Smith, Tyhiesha	2005-08
Byars, Maria	1981-83	Gorham, Phyllis	1990	Meador, Katie	2009-12	Spriggs, Ashley	2007-10
C		Gregory, Ciara	2014-	Means, Stephanie	1984-85	Stecina, Katinka	1995-98
Cacciola, Lisa	1996-99	Gregory, Sabrina	2005-08	Mollison, Claire	1997-2000	Stepp, Diane	1980-83
Cade, BJ	2007	H		Moore, Stephanie	1986-88	Stywalt, Wendy	2007-08
Cairnes, Sabrina	1996	Hailey, Jennifer	2010-13	Murray, Cheryl	1977	Sumpter, Brittany	2004
Camp, Christi	1985	Hammonds, Ny	2011-14	T			
Carter, Brittany	2008-09	Hargett, Eunice	1985-87	Tennent, Patricia	1978-79	Turner, Shemika	1997-99
Carter, Tori	2013-14	Hargrave, Nicole	2009-10	Tyler, Gabby	2011-12, '14	U	
Collins, Patty	1976	Hargrove, Charlette	1994-97	V			
Cook, Leslie	2003-04	Harris, Peaches	2001-04	Nance, Mia	1990-91	Upchurch, Kysah	2002-04
Coward, Rachelle	2009-10	Harris, Shequana	2013	O			
Cunningham, Susan	1976	Hart, Alice	1980-82	Obie, Krystion	2003, '05-06	Vick, Tinita	1994-95
Curry, Antia	1990	Hart, Heather	1991-94	Olley, Kenya	2014-	Vinson, Amanda	1988-89
D		Hemphill, Terri	1978-79	Ovitt, Mary	1977	W	
Daniels, Sakellie	2003-06	Herlvesen, Theresa	1977-79	P			
Davidson, Andrea	2003-06	Hicks, Brandi	1998-2001	Palmer, Sharon	1996, '98	Walker, Elizabeth	1986-88
Davis, Charlita	1990-93	Hnat, Laura	1986-89	Parker, Marqueritte	1983-84	Walker, Kenda	1993-94
Davis, Michelle	1989	Hoey, Tiffanie	2001-04	Patterson, Brandy	1999, 2001-02	Walker, Patricia	1979-82
Dempsey, Griffin	2015-	Hoey, Whitney	2005-08	Payne, Patricia	1978-79	Webb, Barbara	1989-91
DeShong, Dee	1994	Holmes, Ayanna	2012-15	Phifer, Tonya	1998-2001	Webster, Lefty	2014-
Dewitt, Donna	1981-82	Holmes, Kendria	2008-11	Pooler, Gina	1976	Whitaker, Lanie	2011
Doster, Lee	1980-83	Hubbard, Jabrenta	2006, '08-10	Popp, Karen	1977	Williams, Courtney	2004-07
Dowe, Amanda	2010-13	J		Poston, Ashley	1995-97	Williams, Jen	2001-03
Drayton, Desiree	2012	Johnson, Annette	1976	Presley, Kristan	1996	Williams, Sandra	1990-91
E		Johnson, LaShanta	2002-04	Price, Lauren	2001-02	Williams, Sheri	1984-88
Eudy, Robbin	1978-80	Johnson, Jessica	2010-11, '13	R			
F		Johnson, Susan	1987-88	Rankin, Olivia	2012-15	Wilson, Kristin	1984-87
G		Jones, Aysha	2007-10	Ransom, Amaya	2015-	Witherspoon, Vicki	1986-87
H		Jones, Jameka	1999-2000	Ray, Traci	2006-09	Woods, Angie	1992-95
I		Jordan, Adrienne	1998, 2000-02	T			
J		K		U			
K		L		V			
L		M		W			
M		N		X			
N		O		Y			
O		P		Z			
P		Q		AA			
Q		R		BB			
R		S		CC			
S		T		DD			
T		U		EE			
U		V		FF			
V		W		GG			
W		X		HH			
X		Y		II			
Y		Z		JJ			
Z		AA		KK			
AA		BB		LL			
BB		CC		MM			
CC		DD		NN			
DD		EE		OO			
EE		FF		PP			
FF		GG		QQ			
GG		HH		RR			
HH		II		SS			
II		JJ		TT			
JJ		KK		UU			
KK		LL		VV			
LL		MM		WW			
MM		NN		XX			
NN		OO		YY			
OO		PP		ZZ			
PP		QQ		AAA			
QQ		RR		BBB			
RR		SS		CCC			
SS		TT		DDD			
TT		UU		EEE			
UU		VV		FFF			
VV		WW		GGG			
WW		XX		HHH			
XX		YY		III			
YY		ZZ		JJJ			
ZZ		AAA		KKK			
AAA		BBB		LLL			
BBB		CCC		MMM			
CCC		DDD		NNN			
DDD		EEE		OOO			
EEE		FFF		PPP			
FFF		GGG		QQQ			
GGG		HHH		RRR			
HHH		III		SSS			
III		JJJ		TTT			
JJJ		KKK		UUU			
KKK		LLL		VVV			
LLL		MMM		WWW			
MMM		NNN		XXX			
NNN		OOO		YYY			
OOO		PPP		ZZZ			
PPP		QQQ		AAA			
QQQ		RRR		BBB			
RRR		SSS		CCC			
SSS		TTT		DDD			
TTT		UUU		EEE			
UUU		VVV		FFF			
VVV		WWW		GGG			
WWW		XXX		HHH			
XXX		YYY		III			
YYY		ZZZ		JJJ			
ZZZ		AAA		KKK			
AAA		BBB		LLL			
BBB		CCC		MMM			
CCC		DDD		NNN			
DDD		EEE		OOO			
EEE		FFF		PPP			
FFF		GGG		QQQ			
GGG		HHH		RRR			
HHH		III		SSS			
III		JJJ		TTT			
JJJ		KKK		UUU			
KKK		LLL		VVV			
LLL		MMM		WWW			
MMM		NNN		XXX			
NNN		OOO		YYY			
OOO		PPP		ZZZ			
PPP		QQQ		AAA			
QQQ		RRR		BBB			
RRR		SSS		CCC			
SSS		TTT		DDD			
TTT		UUU		EEE			
UUU		VVV		FFF			
VVV		WWW		GGG			
WWW		XXX		HHH			
XXX		YYY		III			
YYY		ZZZ		JJJ			
ZZZ		AAA		KKK			
AAA		BBB		LLL			
BBB		CCC		MMM			
CCC		DDD		NNN			
DDD		EEE		OOO			
EEE		FFF		PPP			
FFF		GGG		QQQ			
GGG		HHH		RRR			
HHH		III		SSS			
III		JJJ		TTT			
JJJ		KKK		UUU			
KKK		LLL		VVV			
LLL		MMM		WWW			
MMM		NNN		XXX			
NNN		OOO		YYY			
OOO		PPP		ZZZ			
PPP		QQQ		AAA			
QQQ		RRR		BBB			
RRR		SSS		CCC			
SSS		TTT		DDD			
TTT		UUU		EEE			
UUU		VVV		FFF			
VVV		WWW		GGG			
WWW		XXX		HHH			
XXX		YYY		III			
YYY		ZZZ		JJJ			
ZZZ		AAA		KKK			
AAA		BBB		LLL			
BBB		CCC		MMM			
CCC		DDD		NNN			
DDD		EEE		OOO			
EEE		FFF		PPP			
FFF		GGG		QQQ			
GGG		HHH		RRR			
HHH		III		SSS			
III		JJJ		TTT			
JJJ		KKK		UUU			
KKK		LLL		VVV			
LLL		MMM		WWW			
MMM		NNN		XXX			
NNN		OOO		YYY			
OOO		PPP		ZZZ			
PPP		QQQ		AAA			
QQQ		RRR		BBB			
RRR		SSS		CCC			
SSS		TTT		DDD			
TTT		UUU		EEE			
UUU		VVV		FFF			
VVV		WWW		GGG			
WWW		XXX		HHH			
XXX		YYY		III			
YYY		ZZZ		JJJ			
ZZZ		AAA		KKK			
AAA		BBB		LLL			
BBB		CCC		MMM			
CCC		DDD		NNN			
DDD		EEE		OOO			
EEE		FFF		PPP			
FFF		GGG		QQQ			
GGG		HHH		RR			



Alabama
Series tied: 1-1
H: 1-0
Date Location Result
Feb. 18, 1997 H W, 69-67 (OT)
Feb. 5, 1998 A L, 50-74

Alabama State
49ers lead: 1-0
H: 0-0
Date Location Result
Nov. 23, 1992 N W, 87-63

Albany
49ers lead: 1-0
H: 0-0
Date Location Result
Dec. 30, 2011 N W, 61-59

Appalachian State
49ers lead: 15-4
H: 9-1
Date Location Result
Nov. 25, 1980 N W, 86-68
Jan. 20, 1982 H L, 74-90
Jan. 26, 1983 A W, 71-67
Feb. 7, 1984 H W, 94-60
Feb. 22, 1984 A W, 66-50
Feb. 1, 1985 H W, 74-73
Feb. 20, 1985 A W, 69-68
Jan. 29, 1986 A L, 63-69
Feb. 26, 1986 H W, 65-69
Jan. 31, 1990 A L, 58-61
Jan. 30, 1991 H W, 100-63
Nov. 11, 1998 H W, 78-66
Nov. 23, 1999 A L, 57-66
Dec. 6, 2000 H W, 71-58
Dec. 4, 2001 A W, 65-61
Nov. 27, 2002 H W, 70-56
Nov. 19, 2005 H W, 84-58
Nov. 20, 2009 A W, 74-57
March 21, 2013 H W, 79-61

Arizona
49ers trail: 0-1
H: 0-0
Date Location Result
Nov. 11, 2007 N L, 77-86 (OT)

Arkansas State
49ers lead: 4-0
H: 2-0
Date Location Result
Nov. 10, 2006 H W, 76-65
Dec. 30, 2007 A W, 58-51
Dec. 19, 2010 A W, 62-44
Nov. 13, 2011 H W, 78-48

Auburn
49ers trail: 0-1
H: 0-0
Date Location Result
Dec. 29, 2011 N L, 58-68

Austin Peay
49ers lead: 1-0
H: 1-0
Date Location Result
Jan. 2, 2012 H W, 67-47

Ball State
49ers trail: 0-2
H: 0-0
Date Location Result
Dec. 30, 2006 N L, 72-82
Dec. 15, 2014 A L, 66-76

Belmont Abbey
49ers lead: 3-1
H: 2-0
Date Location Result
Jan. 30, 1982 H W, 76-75
Feb. 24, 1982 N L, 72-92
Dec. 7, 1983 H W, 71-56
Jan. 19, 1984 A W, 70-48

Bennett
49ers lead: 1-0
H: 0-0
Date Location Result
Feb. 4, 1976 A W, 63-38

Berry
Series tied: 1-1
H: 0-0
Date Location Result
Jan. 7, 1983 N W, 63-62
Jan. 6, 1984 A L, 67-70

Bowling Green
49ers lead: 1-0
H: 0-0
Date Location Result
Dec. 29, 1999 N W, 72-62

Butler
49ers lead: 1-0
H: 1-0
Date Location Result
Feb. 13, 2013 H W, 59-49

Campbell
49ers lead: 7-6
H: 3-2
Date Location Result
Feb. 16, 1980 H W, 80-72
Feb. 12, 1981 A L, 70-81
Feb. 26, 1981 N W, 66-51
Feb. 5, 1982 H L, 73-87
Feb. 11, 1982 N L, 81-97
Feb. 16, 1982 A L, 88-99
Feb. 10, 1983 N W, 64-54
Dec. 6, 1986 H W, 69-58
Jan. 31, 1987 A W, 87-79
Jan. 20, 1988 A L, 67-84
Jan. 25, 1989 H L, 62-65
March 1, 1990 A W, 85-58
Jan. 28, 1991 H W, 75-63

Campbellsville
49ers lead: 1-0
H: 0-0
Date Location Result
Dec. 4, 1981 N W, 89-58

Catawba
49ers lead: 9-0
H: 5-0
Date Location Result
Feb. 7, 1977 H W, 60-49
Jan. 16, 1978 H W, 59-40
Jan. 26, 1978 A W, 74-52
Jan. 30, 1979 H W, 91-48
Feb. 1, 1979 A W, 80-50
Dec. 4, 1979 A W, 73-61
Jan. 28, 1980 H W, 106-39
Dec. 3, 1980 A W, 97-54
Feb. 17, 1981 H W, 94-56

Central Connecticut State
49ers lead: 1-0
H: 0-0
Date Location Result
Dec. 29, 2009 N W, 66-51

Charleston Southern
49ers lead: 6-0
H: 5-0
Date Location Result
Jan. 10, 1991 H W, 95-35
Nov. 27, 1991 A W, 72-36
Dec. 4, 2006 H W, 82-61
Dec. 20, 2007 H W, 84-55
Dec. 13, 2008 H W, 91-43
Dec. 7, 2014 H W, 75-43

Chicago State
49ers lead: 1-0
H: 1-0
Date Location Result
Nov. 28, 2003 H W, 90-71

Cincinnati
49ers trail: 6-12
H: 5-3
Date Location Result
Feb. 9, 1996 H W, 82-67
Feb. 29, 1996 N W, 70-61
Feb. 14, 1997 A L, 45-64
Feb. 28, 1997 N L, 49-63
Jan. 16, 1998 H L, 42-60
Feb. 22, 1998 A L, 57-62
Jan. 14, 1999 A L, 57-61
Feb. 19, 1999 H L, 55-63
Jan. 20, 2000 A L, 69-77
Feb. 7, 2000 H W, 90-57
Jan. 21, 2001 A L, 48-69
Feb. 16, 2001 H L, 50-73
Jan. 13, 2002 A L, 58-87
Feb. 7, 2003 H W, 67-62
Feb. 22, 2004 A L, 56-80
Feb. 13, 2005 H W, 72-63
March 3, 2005 H W, 63-46
Nov. 30, 2013 N L, 64-71

Clemson
49ers trail: 5-9
H: 2-2
Date Location Result
Dec. 18, 1981 N L, 61-86
Nov. 30, 1983 A L, 67-87
Dec. 12, 1987 A L, 64-81
Feb. 15, 1988 H L, 44-77
Dec. 16, 1990 A L, 56-66
Dec. 5, 1990 A L, 63-74
Nov. 22, 1991 N L, 54-66
Nov. 28, 1996 H L, 74-77 (OT)
Dec. 16, 1989 A L, 56-69
March 17, 2004 A W, 78-71
Jan. 2, 2007 A W, 65-62
Jan. 2, 2008 H W, 62-58
Jan. 2, 2008 A W, 68-51
Jan. 4, 2010 H W, 64-57

Coker
49ers lead: 1-0
H: 1-0
Date Location Result
Jan. 22, 1979 H W, 107-45

Colgate
49ers lead: 1-0
H: 1-0
Date Location Result
Jan. 6, 2013 H W, 57-33

College of Charleston
Series tied: 2-2
H: 2-0
Date Location Result
Dec. 15, 1979 A L, 69-94
Feb. 6, 1980 N L, 59-78
Jan. 27, 1990 H W, 88-67
Dec. 15, 1991 H W, 83-60

Colorado
49ers trail: 0-1
H: 0-0
Date Location Result
Nov. 25, 2006 A L, 65-78

Columbia
49ers lead: 2-0
H: 2-0
Date Location Result
Feb. 8, 1987 H W, 81-66
Jan. 27, 1988 H W, 103-36

Connecticut
49ers trail: 0-1
H: 0-0
Date Location Result
Dec. 30, 1992 N L, 44-54

Converse
49ers lead: 2-0
H: 2-0
Date Location Result
Feb. 13, 1978 H W, 72-42
Feb. 7, 1987 H W, 90-58

Coppin State
49ers lead: 2-0
H: 1-0
Date Location Result
Dec. 29, 1995 N W, 63-52
Jan. 3, 2013 H W, 70-53

Dartmouth
49ers lead: 2-0
H: 0-0
Date Location Result
Dec. 19, 1980 N W, 76-63
Nov. 21, 2003 N W, 75-79

Davidson
49ers lead: 15-8
H: 10-4
Date Location Result
Jan. 19, 1976 H L, 37-56
Dec. 9, 1976 A L, 51-63
Jan. 31, 1977 H L, 48-68
Dec. 8, 1977 A W, 58-57
Jan. 23, 1978 H W, 60-58
Jan. 8, 1979 H W, 98-43
Feb. 25, 1984 H W, 100-35
Dec. 10, 1997 H L, 59-71
Dec. 1, 1998 A L, 64-74
Dec. 1, 1999 H W, 77-43
Dec. 18, 2000 A W, 77-67
Dec. 6, 2001 H L, 59-61
Dec. 3, 2002 A L, 76-81
Nov. 25, 2003 H W, 77-70
Nov. 23, 2004 A W, 79-72
Dec. 7, 2005 H W, 79-60
Dec. 9, 2006 A L, 69-75
Nov. 24, 2007 H W, 69-53
Dec. 9, 2008 A W, 72-64
Dec. 21, 2012 H W, 69-54
March 24, 2013 H W, 72-60
Dec. 21, 2013 A W, 76-60
Dec. 21, 2014 H W, 86-51

Dayton
49ers lead: 5-3
H: 3-0
Date Location Result
Feb. 3, 2006 A W, 86-74
Jan. 12, 2007 H W, 82-70
Jan. 22, 2008 A W, 64-51
March 8, 2008 N L, 53-77
Jan. 24, 2009 H W, 60-57
Feb. 3, 2010 A L, 55-70
Feb. 12, 2011 H W, 73-52
Feb. 8, 2012 A L, 68-91

Denver
49ers lead: 1-0
H: 0-0
Date Location Result
Dec. 18, 1980 N W, 69-53

DePaul
49ers trail: 6-11
H: 4-3
Date Location Result
Jan. 2, 1988 N L, 47-69
Jan. 28, 1996 H L, 67-70
March 1, 1996 N L, 58-77
Feb. 2, 1997 A L, 76-91
Jan. 9, 1998 A W, 53-51
Feb. 15, 1998 H L, 77-82
Feb. 27, 1998 N W, 78-65
Jan. 10, 1999 H W, 69-54
Feb. 12, 1999 A L, 51-70
Jan. 14, 2000 H L, 65-73
Feb. 20, 2000 A L, 54-57
Jan. 28, 2001 H W, 80-65
Feb. 23, 2001 A L, 58-59
Feb. 10, 2002 H W, 74-70

East Carolina
49ers lead: 23-9
H: 12-2
Date Location Result
Jan. 19, 1983 H L, 48-59
March 5, 1983 A L, 58-72
Dec. 4, 1983 A W, 56-50
Jan. 22, 1984 A W, 56-50
Dec. 1, 1985 H W, 68-61
Dec. 7, 1986 A L, 54-66
Jan. 19, 1987 H W, 71-66
Dec. 2, 1989 A W, 70-54
Jan. 30, 1989 H W, 72-56
March 3, 1990 A W, 80-70
March 2, 1991 H W, 86-53
Dec. 17, 1992 A W, 70-64
Feb. 6, 1993 H W, 78-45
Jan. 22, 1994 A W, 74-65
Jan. 25, 1995 H W, 71-61
Jan. 31, 1996 A W, 68-60
Dec. 17, 1996 H W, 73-53
Nov. 29, 1997 A W, 45-41
Nov. 24, 1998 H L, 81-85
Dec. 4, 1999 A L, 91-99
Jan. 6, 2002 A L, 57-62
Jan. 20, 2002 H W, 54-39
Jan. 10, 2003 H W, 83-57
Jan. 19, 2003 A W, 79-63
Jan. 25, 2004 A L, 55-80
Feb. 27, 2004 H W, 78-48
March 4, 2004 N W, 74-61
Jan. 23, 2005 H W, 70-54
Feb. 26, 2005 A W, 68-66
Nov. 13, 2009 A L, 61-84
Dec. 5, 2010 H W, 79-61
Feb. 1, 2014 A L, 62-71

Elon
49ers lead: 4-3
H: 1-2
Date Location Result
Feb. 18, 1978 A W, 88-58
Nov. 24, 1978 A W, 86-75
Feb. 23, 1980 N W, 79-78
Dec. 5, 1980 H L, 69-78
Feb. 28, 1981 N L, 86-89
Nov. 19, 2011 H W, 89-58
Nov. 21, 2014 H L, 54-67

Feb. 14, 2003 A L, 68-83
Jan. 31, 2004 H W, 74-70
Jan. 16, 2005 A L, 64-103

Duke
49ers trail: 3-7
H: 3-2
Date Location Result
Jan. 31, 1976 H W, 64-47
Jan. 25, 1977 A L, 60-64
Feb. 4, 1978 H W, 73-66
Dec. 4, 1982 A L, 46-78
Feb. 19, 1983 H W, 73-66
Feb. 14, 1990 A L, 49-65
Nov. 29, 2000 A L, 59-78
Nov. 29, 2001 H L, 39-64
Nov. 23, 2009 A L, 44-57
Nov. 27, 2010 H L, 55-61

Duquesne
49ers lead: 6-4
H: 4-1
Date Location Result
Feb. 12, 2006 A W, 79-72
March 4, 2006 N L, 45-56
Jan. 21, 2007 H W, 74-65
Jan. 12, 2008 A W, 67-57
Feb. 7, 2009 H W, 83-78
March 7, 2009 H W, 81-57
Jan. 9, 2010 A L, 68-70 (2OT)
Feb. 23, 2011 H L, 63-76
Feb. 11, 2012 A L, 53-81
Feb. 3, 2013 H W, 63-54

East Carolina
49ers lead: 23-9
H: 12-2
Date Location Result
Jan. 19, 1983 H L, 48-59
March 5, 1983 A L, 58-72
Dec. 4, 1983 A W, 56-50
Jan. 22, 1984 A W, 56-50
Dec. 1, 1985 H W, 68-61
Dec. 7, 1986 A L, 54-66
Jan. 19, 1987 H W, 71-66
Dec. 2, 1989 A W, 70-54
Jan. 30, 1989 H W, 72-56
March 3, 1990 A W, 80-70
March 2, 1991 H W, 86-53
Dec. 17, 1992 A W, 70-64
Feb. 6, 1993 H W, 78-45
Jan. 22, 1994 A W, 74-65
Jan. 25, 1995 H W, 71-61
Jan. 31, 1996 A W, 68-60
Dec. 17, 1996 H W, 73-53
Nov. 29, 1997 A W, 45-41
Nov. 24, 1998 H L, 81-85
Dec. 4, 1999 A L, 91-99
Jan. 6, 2002 A L, 57-62
Jan. 20, 2002 H W, 54-39
Jan. 10, 2003 H W, 83-57
Jan. 19, 2003 A W, 79-63
Jan. 25, 2004 A L, 55-80
Feb. 27, 2004 H W, 78-48
March 4, 2004 N W, 74-61
Jan. 23, 2005 H W, 70-54
Feb. 26, 2005 A W, 68-66
Nov. 13, 2009 A L, 61-84
Dec. 5, 2010 H W, 79-61
Feb. 1, 2014 A L, 62-71



Erskine
49ers trail: 0-1
H: 0-1 **A: 0-0** **N: 0-0**
Date Location Result
Jan. 24, 1976 H L, 43-74

ETSU
49ers lead: 6-3
H: 3-0 **A: 3-3** **N: 0-0**
Date Location Result
Feb. 5, 1983 A L, 65-71
Feb. 9, 1984 A W, 58-52
Dec. 17, 1988 A L, 63-69
Jan. 16, 1989 H W, 78-59
Dec. 9, 1989 A W, 62-57
Dec. 17, 1990 H W, 82-64
Dec. 14, 1996 A L, 57-61
Dec. 21, 1997 H W, 99-93
Dec. 6, 2004 A W, 79-68

Evansville
49ers lead: 1-0
H: 1-0 **A: 0-0** **N: 0-0**
Date Location Result
Jan. 7, 1986 H W, 60-51

FGCU
Series tied: 1-1
H: 1-0 **A: 0-1** **N: 0-0**
Date Location Result
Nov. 17, 2012 H W, 79-60
Nov. 20, 2013 A L, 73-78

FIU
49ers lead: 2-1
H: 1-0 **A: 1-1** **N: 0-0**
Date Location Result
Dec. 16, 2002 A L, 58-71
Feb. 26, 2014 H W, 79-68
Jan. 31, 2015 A W, 81-62

Florida
49ers trail: 1-7
H: 1-3 **A: 0-3** **N: 0-1**
Date Location Result
Jan. 21, 1991 A L, 69-81
Feb. 12, 1992 H L, 63-79
Dec. 30, 2004 A L, 72-86
Nov. 30, 2005 H L, 80-93
Nov. 15, 2010 A L, 70-76
March 24, 2011 H W, 81-77 (OT)
Nov. 26, 2011 N L, 73-82
March 27, 2013 H L, 65-67

Florida A&M
49ers lead: 1-0
H: 0-0 **A: 0-0** **N: 1-0**
Date Location Result
Dec. 29, 2004 N W, 78-49

Florida Atlantic
49ers lead: 2-1
H: 1-0 **A: 0-1** **N: 1-0**
Date Location Result
Nov. 25, 1988 N W, 81-56
Feb. 19, 2014 H W, 74-63
Jan. 29, 2015 A L, 68-71

Florida State
49ers trail: 1-3
H: 0-1 **A: 1-1** **N: 0-1**
Date Location Result
Dec. 2, 1989 A W, 63-50
Dec. 22, 2004 N L, 72-83
Dec. 4, 2011 A L, 62-64
Dec. 2, 2012 H L, 54-70

Fordham
49ers lead: 7-1
H: 3-1 **A: 4-0** **N: 0-0**
Date Location Result
Jan. 8, 2006 A W, 70-64
Feb. 8, 2007 H W, 78-46
Feb. 27, 2008 A W, 79-55
Jan. 31, 2009 H W, 60-38
Jan. 20, 2010 A W, 69-34

Jan. 12, 2010 H W, 74-41
Jan. 25, 2012 A W, 61-41
Jan. 13, 2013 H L, 56-59

Francis Marion
Series tied: 1-1
H: 1-0 **A: 0-0** **N: 0-1**
Date Location Result
Feb. 11, 1983 N L, 52-86
Jan. 31, 1988 H W, 72-68

Fresno State
49ers lead: 2-0
H: 0-0 **A: 0-0** **N: 2-0**
Date Location Result
March 22, 1990 N W, 70-67
Nov. 28, 2008 N W, 70-69

Furman
Series tied: 6-6
H: 4-3 **A: 2-3** **N: 0-0**
Date Location Result
Feb. 12, 1985 H W, 79-70
Jan. 2, 1986 A L, 66-71
Jan. 24, 1990 H W, 79-62
Feb. 13, 1991 A W, 109-81
Dec. 18, 1994 H W, 79-63
Jan. 17, 1996 A W, 70-46
Nov. 30, 1996 H L, 61-74
Dec. 8, 1999 A L, 58-61
Dec. 2, 2000 H L, 55-58
Nov. 19, 2001 A L, 57-58
Jan. 3, 2012 H W, 89-53
Dec. 29, 2013 H L, 75-76

Gardner-Webb
49ers lead: 3-2
H: 2-1 **A: 1-1** **N: 0-0**
Date Location Result
Dec. 9, 1975 A L, 56-61
Jan. 13, 1977 A W, 2-0
Feb. 18, 1977 H L, 64-86
Dec. 8, 2002 H W, 93-58
March 18, 2010 H W, 74-60

George Mason
49ers trail: 0-1
H: 0-0 **A: 0-0** **N: 0-1**
Date Location Result
Dec. 28, 2003 N L, 52-70

George Washington
49ers lead: 5-3
H: 3-1 **A: 2-2** **N: 0-0**
Date Location Result
Feb. 26, 2006 A L, 65-69
Feb. 15, 2007 H L, 59-64
Jan. 26, 2008 A L, 54-76
Feb. 25, 2009 H W, 59-57
Jan. 16, 2010 A W, 52-42
Feb. 9, 2011 H W, 71-55
Jan. 14, 2012 A W, 61-60
Feb. 17, 2013 H W, 68-56

Georgia
49ers trail: 1-3
H: 1-0 **A: 0-3** **N: 0-0**
Date Location Result
Feb. 10, 1987 A L, 50-98
Jan. 14, 1991 A L, 56-81
Jan. 14, 1992 H W, 74-64
March 22, 2003 A L, 61-80

Georgia Southern
49ers lead: 3-2
H: 2-0 **A: 0-2** **N: 1-0**
Date Location Result
Feb. 8, 1986 N W, 66-48
Nov. 29, 1989 A L, 67-77
Feb. 7, 1990 H W, 102-90
Jan. 11, 1994 A L, 57-71
Nov. 30, 1985 H W, 86-57

Georgia State
49ers lead: 6-3
H: 3-1 **A: 3-2** **N: 0-0**
Date Location Result
Feb. 9, 1979 H W, 71-65
Feb. 8, 1980 A L, 78-98
Jan. 24, 1985 A L, 62-85
Nov. 30, 1985 A W, 70-66
Dec. 10, 1985 H W, 72-56
Dec. 10, 1986 A W, 71-61
Feb. 18, 1987 H W, 70-61
Nov. 26, 1988 A W, 74-61
Feb. 8, 1989 H L, 49-53

Georgia Tech
49ers trail: 0-1
H: 0-0 **A: 0-1** **N: 0-0**
Date Location Result
Nov. 15, 2002 A L, 57-67

Green Bay
49ers lead: 1-0
H: 1-0 **A: 0-0** **N: 0-0**
Date Location Result
Jan. 5, 1991 H W, 75-60

Guilford
49ers lead: 2-1
H: 1-0 **A: 0-1** **N: 1-0**
Date Location Result
Jan. 22, 1976 A L, 59-63
Feb. 26, 1976 H W, 61-57
Feb. 20, 1979 N W, 64-53

Hampton
49ers lead: 3-0
H: 2-0 **A: 1-0** **N: 0-0**
Date Location Result
Nov. 21, 2007 H W, 72-47
Nov. 18, 2008 A W, 69-46
Nov. 19, 2010 H W, 64-57

Hartford
49ers lead: 1-0
H: 0-0 **A: 0-0** **N: 1-0**
Date Location Result
Jan. 4, 1989 N W, 75-56

Hawai'i
49ers trail: 0-1
H: 0-0 **A: 0-1** **N: 0-0**
Date Location Result
Dec. 17, 2001 A L, 59-82

High Point
49ers lead: 3-1
H: 1-0 **A: 2-0** **N: 0-1**
Date Location Result
Feb. 23, 1979 N L, 71-102
Jan. 10, 1980 H W, 67-61
Dec. 2, 1981 A W, 73-55
March 15, 2007 A W, 72-45

Hofstra
49ers lead: 1-0
H: 0-0 **A: 0-0** **N: 1-0**
Date Location Result
Jan. 2, 1989 N W, 75-56

Houston
Series Tied: 7-7
H: 3-4 **A: 4-2** **N: 0-1**
Date Location Result
Jan. 4, 1997 A W, 64-47
Feb. 8, 1997 H W, 67-61
Feb. 1, 1998 H L, 63-70
Jan. 30, 1999 A W, 54-50
Jan. 9, 2000 A L, 52-57
Feb. 2, 2001 H W, 70-58
Jan. 27, 2002 H L, 56-66
March 2, 2002 N L, 65-68
Jan. 24, 2003 A W, 76-70
Feb. 13, 2004 H L, 58-62
Feb. 20, 2005 A L, 64-69
March 4, 2005 H L, 73-76
Dec. 30, 2005 A W, 80-71

Dec. 21, 2006 H W, 81-58

Indiana
49ers trail: 0-1
H: 0-0 **A: 0-0** **N: 0-1**
Date Location Result
Nov. 27, 2009 N L, 61-72

Iona
49ers lead: 2-0
H: 1-0 **A: 0-0** **N: 1-0**
Date Location Result
Dec. 7, 1984 N W, 80-74
Nov. 11, 2010 H W, 72-40

Iowa
49ers trail: 0-2
H: 0-0 **A: 0-2** **N: 0-0**
Date Location Result
Dec. 12, 1992 A L, 38-60
Nov. 24, 2002 A L, 70-85

Jackson State
49ers lead: 1-0
H: 0-0 **A: 0-0** **N: 1-0**
Date Location Result
Nov. 24, 2001 N W, 54-46

James Madison
49ers lead: 3-2
H: 1-0 **A: 1-1** **N: 1-1**
Date Location Result
Feb. 7, 1986 N L, 57-63
Dec. 1, 1990 A W, 52-49
Dec. 21, 2002 H W, 68-67
Jan. 6, 2004 A L, 64-71
March 17, 2006 N W, 70-62

Johnson C. Smith
49ers lead: 1-0
H: 1-0 **A: 0-0** **N: 0-0**
Date Location Result
Dec. 4, 1985 H W, 70-57

Kansas State
49ers trail: 0-2
H: 0-1 **A: 0-1** **N: 0-0**
Date Location Result
Nov. 24, 2012 H L, 63-67
Nov. 10, 2013 A L, 65-73

Kentucky
49ers lead: 1-0
H: 0-0 **A: 0-0** **N: 1-0**
Date Location Result
Dec. 11, 1992 N W, 57-54

La Salle
49ers lead: 6-2
H: 4-0 **A: 2-2** **N: 0-0**
Date Location Result
Jan. 29, 2006 H W, 77-57
Feb. 22, 2007 A L, 62-71
Jan. 30, 2008 H W, 74-52
Feb. 14, 2009 A W, 67-62 (OT)
Jan. 13, 2010 H W, 69-60
Feb. 16, 2011 A L, 84-85
Jan. 18, 2012 H W, 77-66
Feb. 24, 2013 A W, 73-56

Lenoir-Rhyne
49ers trail: 3-13
H: 2-4 **A: 1-7** **N: 0-2**
Date Location Result
Jan. 12, 1976 H L, 51-67
Feb. 12, 1976 A L, 52-64
Jan. 20, 1977 H L, 36-73
Feb. 23, 1977 A L, 42-82
Jan. 11, 1978 A L, 60-76
Feb. 6, 1978 H L, 59-65
Dec. 9, 1978 H W, 71-69
Feb. 6, 1979 A L, 57-67
Feb. 24, 1979 N L, 82-103
Dec. 6, 1979 A L, 70-71
Feb. 22, 1980 N L, 71-78
Jan. 19, 1981 H W, 75-70

Feb. 27, 1981 A L, 77-85
Jan. 24, 1982 A L, 67-72
Nov. 29, 1982 H L, 57-63
Jan. 26, 1984 A W, 79-57

Liberty
49ers lead: 3-0
H: 2-0 **A: 1-0** **N: 0-0**
Date Location Result
March 16, 2011 H W, 62-56
Nov. 8, 2013 H W, 66-56
Nov. 14, 2014 A W, 79-77

Long Beach State
Series tied: 1-1
H: 0-0 **A: 0-0** **N: 1-1**
Date Location Result
Dec. 6, 1987 N L, 56-94
Dec. 29, 1994 N W, 82-74

Long Island
49ers trail: 0-1
H: 0-0 **A: 0-1** **N: 0-0**
Date Location Result
Nov. 25, 2011 A L, 72-81

Louisiana Tech
49ers trail: 1-2
H: 0-0 **A: 1-1** **N: 0-1**
Date Location Result
Feb. 13, 2014 A W, 85-61
March 12, 2014 N L, 55-64
Feb. 19, 2015 A L, 61-71

Louisville
49ers trail: 6-21
H: 4-7 **A: 1-14** **N: 1-0**
Date Location Result
Feb. 10, 1992 H W, 68-66
March 2, 1992 A L, 63-73
Jan. 30, 1993 A L, 55-71
Feb. 20, 1993 H L, 82-86
Jan. 30, 1994 A L, 57-59
Feb. 19, 1994 A L, 40-67
March 8, 1994 N W, 65-62
Jan. 8, 1995 H W, 62-55
Feb. 12, 1995 A L, 49-72
March 8, 1995 A L, 72-81
Jan. 14, 1996 H L, 59-68
Feb. 16, 1996 A L, 67-71 (OT)
Jan. 19, 1997 A L, 53-79
Feb. 21, 1997 H L, 53-80
Jan. 18, 1998 H L, 60-71
Feb. 20, 1998 A L, 50-73
Jan. 16, 1999 A L, 54-69
Feb. 21, 1999 H L, 65-72
Jan. 22, 2000 A L, 63-70
Feb. 5, 2000 H L, 61-78
March 3, 2000 A W, 75-62
Jan. 19, 2001 A L, 51-69
Feb. 18, 2001 H W, 58-52
Jan. 11, 2002 A L, 52-74
Feb. 9, 2003 H W, 80-65
Feb. 20, 2004 A L, 84-86
Feb. 11, 2005 H L, 60-63 (OT)

Loyola Marymount
49ers lead: 1-0
H: 0-0 **A: 0-0** **N: 1-0**
Date Location Result
Nov. 25, 2005 N W, 82-74

Maine
Series tied: 1-1
H: 0-0 **A: 1-0** **N: 0-1**
Date Location Result
Nov. 30, 1990 A W, 62-57
Nov. 24, 1995 N L, 55-72

Marquette
49ers trail: 7-11
H: 3-4 **A: 3-6** **N: 1-1**
Date Location Result
Jan. 26, 1996 H W, 53-44
Feb. 23, 1996 A W, 89-78
Jan. 31, 1997 A L, 60-72



Jan. 11, 1998	A	L, 63-73
Feb. 13, 1998	H	L, 68-75
Feb. 28, 1998	N	L, 74-76
Jan. 8, 1999	H	L, 49-71
Feb. 14, 1999	A	L, 40-73
Jan. 16, 2000	H	L, 59-62
Feb. 18, 2000	A	L, 40-65
Jan. 26, 2001	H	L, 55-57
Feb. 25, 2001	A	L, 35-46
March 2, 2001	A	L, 65-76
Feb. 8, 2002	H	W, 62-44
Feb. 16, 2003	A	W, 70-58
March 7, 2003	N	W, 67-65
Feb. 2, 2004	H	W, 59-56
Jan. 14, 2005	A	W, 60-54

Mars Hill
49ers lead: 6-2
H: 3-1 A: 2-1 N: 1-0

Date	Location	Result
Jan. 18, 1978	A	L, 80-88
Feb. 11, 1978	H	L, 68-79
Jan. 16, 1979	A	W, 75-73
Feb. 15, 1979	H	W, 83-80
Feb. 22, 1979	N	W, 74-71
Jan. 24, 1980	H	W, 79-64
Feb. 21, 1981	A	W, 106-71
Jan. 18, 1982	H	W, 100-54

Marshall
49ers lead: 5-1
H: 2-0 A: 2-1 N: 1-0

Date	Location	Result
Dec. 8, 1990	A	W, 64-63 (OT)
Feb. 15, 2014	A	L, 69-71
March 1, 2014	H	W, 87-57
Jan. 10, 2015	H	W, 74-56
March 7, 2015	A	W, 66-58
March 11, 2015	N	W, 67-52

Maryland
49ers trail: 0-1
H: 0-0 A: 0-1 N: 0-0

Date	Location	Result
Nov. 28, 1999	A	L, 54-58

Maryland-Eastern Shore
49ers lead: 2-0
H: 2-0 A: 0-0 N: 0-0

Date	Location	Result
Dec. 5, 1988	H	W, 93-42
Dec. 22, 2010	H	W, 74-36

Massachusetts
49ers lead: 10-1
H: 5-0 A: 4-1 N: 1-0

Date	Location	Result
Nov. 21, 1999	H	W, 65-54
Nov. 17, 2000	A	L, 48-64
Jan. 15, 2006	H	W, 70-61
Jan. 28, 2007	A	W, 67-60
Jan. 15, 2008	H	W, 53-44
Jan. 14, 2009	A	W, 67-53
Feb. 28, 2010	H	W, 85-51
Feb. 5, 2011	A	W, 80-53
March 4, 2011	N	W, 77-66
Feb. 1, 2012	H	W, 80-58
Feb. 20, 2013	A	W, 79-60

Memphis
49ers lead: 4-10
H: 2-4 A: 0-6 N: 2-0

Date	Location	Result
Jan. 12, 1996	H	L, 60-79
Feb. 18, 1996	A	L, 69-87
Jan. 17, 1997	A	L, 51-77
Feb. 23, 1997	H	L, 38-74
Jan. 3, 1998	H	L, 71-78
Jan. 3, 1999	A	L, 53-78
Feb. 25, 2000	H	L, 62-76
March 4, 2000	N	W, 83-67
Feb. 11, 2001	A	L, 71-76
Feb. 3, 2002	A	L, 56-91
March 1, 2002	N	W, 58-46
Jan. 31, 2003	H	W, 73-68 (OT)
Feb. 6, 2004	A	L, 67-74

Jan. 9, 2005	H	W, 72-65
--------------	---	----------

Mercer
49ers lead: 2-1
H: 1-0 A: 0-1 N: 1-0

Date	Location	Result
Jan. 9, 1984	A	L, 59-79
Dec. 15, 1984	H	W, 77-59
Jan. 2, 1993	N	W, 75-57

Methodist
49ers lead: 1-0
H: 1-0 A: 0-0 N: 0-0

Date	Location	Result
Nov. 29, 1978	H	W, 69-59

Miami (Fla.)
49ers lead: 1-0
H: 0-0 A: 0-0 N: 1-0

Date	Location	Result
March 24, 1990	N	W, 82-80

Michigan
Series tied: 1-1
H: 0-0 A: 1-1 N: 0-0

Date	Location	Result
Dec. 3, 2003	A	L, 65-72
Dec. 3, 2004	A	W, 60-47

Michigan State
49ers lead: 1-0
H: 0-0 A: 0-0 N: 1-0

Date	Location	Result
Dec. 4, 1993	N	W, 58-50

Middle Tennessee
49ers trail: 0-2
H: 0-1 A: 0-1 N: 0-0

Date	Location	Result
Feb. 22, 2014	A	L, 46-48
Jan. 24, 2015	H	L, 54-84

Milligan
Series tied: 1-1
H: 1-0 A: 0-1 N: 0-0

Date	Location	Result
Dec. 11, 1982	H	W, 42-38
Feb. 4, 1983	A	L, 49-62

Minnesota
49ers trail: 0-3
H: 0-1 A: 0-2 N: 0-0

Date	Location	Result
Nov. 14, 2006	A	L, 66-78
Dec. 2, 2007	H	L, 66-80
Nov. 13, 2013	A	L, 55-90

Mississippi
49ers trail: 0-1
H: 0-0 A: 0-0 N: 0-1

Date	Location	Result
Nov. 27, 1998	N	L, 77-83

Mississippi Valley State
49ers lead: 1-0
H: 0-0 A: 0-0 N: 1-0

Date	Location	Result
Dec. 30, 2012	N	W, 63-48

Missouri
49ers trail: 0-1
H: 0-0 A: 0-1 N: 0-0

Date	Location	Result
Dec. 5, 1997	A	L, 56-80

Montana
49ers trail: 0-1
H: 0-0 A: 0-0 N: 0-1

Date	Location	Result
Nov. 27, 2014	N	L, 58-67

Murray State
49ers lead: 3-1
H: 1-0 A: 1-0 N: 1-1

Date	Location	Result
Dec. 31, 1987	N	L, 71-74

Nov. 23, 2002	A	W, 61-44
Dec. 8, 2004	N	W, 88-74
Dec. 28, 2005	H	W, 90-65

New Orleans
49ers trail: 0-1
H: 0-0 A: 0-0 N: 0-1

Date	Location	Result
Dec. 6, 1997	N	L, 82-83

Nicholls State
49ers lead: 1-0
H: 0-0 A: 0-0 N: 1-0

Date	Location	Result
Dec. 30, 2010	N	W, 80-54

North Alabama
49ers trail: 0-1
H: 0-0 A: 0-0 N: 0-1

Date	Location	Result
Dec. 19, 1987	N	L, 100-102 (2OT)

North Carolina
49ers trail: 0-2
H: 0-1 A: 0-0 N: 0-1

Date	Location	Result
Feb. 14, 1984	H	L, 64-66 (OT)
Nov. 23, 1984	N	L, 44-82

North Carolina A&T
49ers lead: 23-7
H: 14-3 A: 9-4 N: 0-0

Date	Location	Result
Jan. 15, 1976	H	L, 47-50
Feb. 2, 1977	A	L, 48-77
Jan. 23, 1979	H	W, 86-83
Jan. 14, 1980	A	W, 82-61
Nov. 24, 1980	A	L, 58-78
Feb. 19, 1981	H	W, 78-64
Dec. 10, 1981	H	W, 67-61
Feb. 2, 1982	A	L, 55-57
Jan. 28, 1983	H	W, 64-61
Feb. 28, 1983	A	W, 74-58
Nov. 21, 1983	H	W, 83-34
Dec. 18, 1983	H	W, 79-39
Jan. 31, 1984	A	W, 68-67 (OT)
Jan. 30, 1985	H	W, 96-56
Feb. 6, 1985	A	W, 79-72
Dec. 21, 1985	H	W, 66-57
Feb. 11, 1986	A	W, 66-60
Dec. 4, 1986	H	W, 64-47
Jan. 28, 1987	A	L, 55-60
Nov. 25, 1989	H	W, 85-29
Jan. 16, 1991	A	W, 82-73
Feb. 24, 1992	H	W, 76-61
Dec. 1, 1992	A	W, 80-52
Feb. 16, 1994	H	W, 63-57
Nov. 19, 2004	H	W, 87-51
Jan. 5, 2009	H	L, 80-87
March 21, 2010	H	L, 70-79
Nov. 30, 2010	A	W, 89-58
Dec. 21, 2011	H	W, 87-63
Dec. 18, 2012	A	W, 57-47

North Carolina Central
49ers lead: 2-0
H: 2-0 A: 0-0 N: 0-0

Date	Location	Result
Feb. 2, 1978	H	W, 2-0
Nov. 10, 2012	H	W, 80-31

North Carolina State
49ers trail: 0-6
H: 0-2 A: 0-3 N: 0-1

Date	Location	Result
Nov. 25, 1978	A	L, 73-112
Jan. 22, 1983	A	L, 56-69
Dec. 10, 1983	H	L, 60-62
Nov. 24, 1984	N	L, 68-74 (OT)
Nov. 16, 2008	A	L, 55-62
Nov. 18, 2014	H	L, 63-70

North Texas
49ers lead: 3-0
H: 2-0 A: 1-0 N: 0-0

Date	Location	Result
Jan. 11, 2014	H	W, 61-59
Jan. 15, 2015	A	W, 67-58
Feb. 26, 2015	H	W, 71-46

Northern Illinois
49ers trail: 0-1
H: 0-0 A: 0-1 N: 0-0

Date	Location	Result
Dec. 5, 1987	A	L, 89-103

Northwestern
49ers lead: 1-0
H: 0-0 A: 0-0 N: 1-0

Date	Location	Result
Dec. 21, 2004	N	W, 72-64

Northwestern State
49ers trail: 0-1
H: 0-0 A: 0-0 N: 0-1

Date	Location	Result
Dec. 28, 1996	N	L, 72-84

Notre Dame
49ers trail: 0-2
H: 0-1 A: 0-1 N: 0-0

Date	Location	Result
Dec. 28, 2008	H	L, 67-68
Dec. 20, 2009	A	L, 31-90

Ohio State
49ers trail: 0-1
H: 0-0 A: 0-1 N: 0-0

Date	Location	Result
Dec. 19, 2011	A	L, 58-88

Old Dominion
49ers trail: 5-10
H: 4-4 A: 1-5 N: 0-1

Date	Location	Result
Feb. 28, 1985	H	L, 57-85
Feb. 14, 1986	A	L, 59-69
Feb. 26, 1987	H	L, 58-65
Jan. 16, 1988	A	L, 69-91
Feb. 11, 1989	H	L, 66-70
Feb. 9, 1990	A	W, 83-69
Feb. 20, 1991	H	W, 92-76
Nov. 30, 2003	A	L, 61-75
Dec. 18, 2005	H	L, 69-79
Dec. 17, 2006	H	W, 69-64
Nov. 17, 2007	A	L, 59-80
Dec. 29, 2010	N	L, 75-81
Jan. 8, 2014	H	W, 80-59
Jan. 4, 2015	A	L, 57-66
Feb. 7, 2015	H	W, 82-67

Penn State
49ers trail: 0-1
H: 0-0 A: 0-1 N: 0-0

Date	Location	Result
Nov. 10, 2007	A	L, 67-73

Pennsylvania
49ers lead: 1-0
H: 0-0 A: 1-0 N: 0-0

Date	Location	Result
Dec. 7, 1991	A	W, 87-74

Pfeiffer
49ers lead: 4-3
H: 1-2 A: 3-1 N: 0-0

Date	Location	Result
Dec. 4, 1975	A	L, 54-115
Feb. 7, 1976	H	L, 56-71
Jan. 21, 1978	A	W, 68-63
Dec. 8, 1979	H	L, 80-85 (OT)
Jan. 22, 1980	A	W, 77-63
Dec. 8, 1980	H	W, 78-56
Jan. 12, 1981	A	W, 73-72

North Texas	A	W, 61-44
49ers lead: 3-0	N	W, 88-74
H: 2-0	H	W, 90-65
A: 1-0		
N: 0-0		
Date	Location	Result
Jan. 11, 2014	H	W, 61-59
Jan. 15, 2015	A	W, 67-58
Feb. 26, 2015	H	W, 71-46

Northern Illinois
49ers trail: 0-1
H: 0-0 A: 0-1 N: 0-0

Date	Location	Result
Dec. 5, 1987	A	L, 89-103

Northwestern
49ers lead: 1-0
H: 0-0 A: 0-0 N: 1-0

Date	Location	Result
Dec. 21, 2004	N	W, 72-64

Northwestern State
49ers trail: 0-1
H: 0-0 A: 0-0 N: 0-1

Date	Location	Result
Dec. 28, 1996	N	L, 72-84

Notre Dame
49ers trail: 0-2
H: 0-1 A: 0-1 N: 0-0

Date	Location	Result
Dec. 28, 2008	H	L, 67-68
Dec. 20, 2009	A	L, 31-90

Ohio State
49ers trail: 0-1
H: 0-0 A: 0-1 N: 0-0

Date	Location	Result
Dec. 19, 2011	A	L, 58-88

Old Dominion
49ers trail: 5-10
H: 4-4 A: 1-5 N: 0-1

Date	Location	Result
Feb. 28, 1985	H	L, 57-85
Feb. 14, 1986	A	L, 59-69
Feb. 26, 1987	H	L, 58-65
Jan. 16, 1988	A	L, 69-91
Feb. 11, 1989	H	L, 66-70
Feb. 9, 1990	A	W, 83-69
Feb. 20, 1991	H	W, 92-76
Nov. 30, 2003	A	L, 61-75
Dec. 18, 2005	H	L, 69-79
Dec. 17, 2006	H	W, 69-64
Nov. 17, 2007	A	L, 59-80
Dec. 29, 2010	N	L, 75-81
Jan. 8, 2014	H	W, 80-59
Jan. 4, 2015	A	L, 57-66
Feb. 7, 2015	H	W, 82-67

Penn State
49ers trail: 0-1
H: 0-0 A: 0-1 N: 0-0

Date	Location	Result
Nov. 10, 2007	A	L, 67-73

Pennsylvania
49ers lead: 1-0</



Jan. 26, 2011	A	W, 73-62
March 5, 2011	N	W, 68-63
Feb. 26, 2012	H	W, 77-62
March 3, 2013	A	W, 64-55

Robert Morris
49ers lead: 1-0

H: 0-0	A: 0-0	N: 1-0
Date	Location	Result
Jan. 1, 1988	N	W, 72-68

Sacred Heart
49ers lead: 5-1

H: 3-0	A: 2-1	N: 0-0
Date	Location	Result
Feb. 14, 1976	H	W, 73-41
Feb. 23, 1976	A	W, 62-44
Dec. 11, 1976	A	L, 58-60
Feb. 26, 1977	H	W, 83-37
Dec. 3, 1977	H	W, 77-46
Feb. 9, 1978	A	W, 2-0

Saint Augustine's
49ers lead: 1-0

H: 1-0	A: 0-0	N: 0-0
Date	Location	Result
Feb. 14, 1981	H	W, 81-51

Saint Francis (Pa.)
49ers lead: 1-0

H: 1-0	A: 0-0	N: 0-0
Date	Location	Result
Nov. 17, 2006	H	W, 82-72

Saint Joseph's
49ers lead: 8-2

H: 4-0	A: 3-1	N: 1-1
Date	Location	Result
Jan. 20, 2006	H	W, 81-50
Feb. 11, 2007	A	L, 59-67
March 3, 2007	N	L, 64-76
Feb. 12, 2008	H	W, 59-67
Feb. 21, 2009	A	W, 69-55
Jan. 23, 2010	H	W, 67-58
March 6, 2010	N	W, 87-85
Jan. 15, 2011	A	W, 66-57
Feb. 18, 2012	H	W, 70-43
Feb. 10, 2013	A	W, 71-66

Saint Louis
49ers lead: 22-8

H: 13-1	A: 9-6	N: 0-1
Date	Location	Result
Feb. 11, 1995	H	W, 70-43
Feb. 16, 1997	A	L, 49-51
Dec. 28, 1998	A	W, 59-54
Feb. 8, 1998	H	W, 59-38
Dec. 20, 1998	H	W, 62-57
Feb. 5, 1999	A	L, 58-65
Jan. 2, 2000	A	W, 60-58
Feb. 13, 2000	H	L, 54-61
Dec. 31, 2000	A	L, 49-45
Jan. 14, 2001	H	W, 49-45
Feb. 1, 2002	A	W, 66-48
Feb. 2, 2003	H	W, 70-58
Feb. 8, 2004	A	W, 77-74
Jan. 7, 2005	H	W, 74-65
Jan. 22, 2006	A	W, 86-57
Feb. 19, 2006	H	W, 86-57
Jan. 9, 2007	H	W, 74-49
Feb. 3, 2007	A	W, 77-65
Jan. 19, 2008	H	W, 62-56
Feb. 2, 2008	A	L, 60-71
Jan. 20, 2009	H	W, 66-56
Feb. 3, 2009	A	W, 70-58
Jan. 30, 2010	H	W, 63-56
Feb. 18, 2010	A	L, 63-65
Jan. 30, 2011	A	W, 75-38
Feb. 19, 2011	H	W, 70-53
Jan. 11, 2012	H	W, 61-52
Feb. 22, 2012	A	L, 69-70 (OT)
March 2, 2012	N	L, 59-64
Jan. 27, 2013	A	W, 71-54

Saint Peter's
49ers trail: 0-1

H: 0-0	A: 0-1	N: 0-0
Date	Location	Result
Dec. 30, 1995	A	L, 66-71

Salem
49ers lead: 1-0

H: 0-0	A: 1-0	N: 0-0
Date	Location	Result
Jan. 27, 1976	A	W, 58-43

Savannah State
49ers lead: 1-0

H: 1-0	A: 0-0	N: 0-0
Date	Location	Result
Nov. 23, 2010	H	W, 79-41

Seton Hall
49ers trail: 0-1

H: 0-0	A: 0-1	N: 0-0
Date	Location	Result
Nov. 22, 2003	A	L, 67-77

Shawnee State
49ers lead: 1-0

H: 0-0	A: 1-0	N: 0-0
Date	Location	Result
Dec. 7, 1990	A	W, 79-62
Jan. 14, 1991	A	L, 56-81
Jan. 14, 1992	H	W, 74-64
March 22, 2003	A	L, 61-80

Shorter
49ers lead: 1-0

H: 0-0	A: 0-0	N: 1-0
Date	Location	Result
Jan. 7, 1984	N	W, 66-48

SMU
Series tied: 1-1

H: 0-0	A: 1-0	N: 0-1
Date	Location	Result
Dec. 9, 1994	N	L, 79-88
Nov. 29, 2008	A	W, 76-74

South Alabama
49ers trail: 2-8

H: 1-3	A: 0-3	N: 1-2
Date	Location	Result
Feb. 7, 1980	N	W, 82-77
March 9, 1984	N	L, 57-61
Jan. 26, 1985	H	L, 62-73
Jan. 12, 1986	A	L, 45-73
March 6, 1986	N	L, 48-63
Feb. 16, 1987	H	L, 64-65
Jan. 5, 1988	A	L, 63-77
Jan. 21, 1989	H	L, 50-64
Jan. 11, 1990	A	L, 75-87
Feb. 23, 1991	H	W, 88-70

South Carolina
49ers trail: 6-18

H: 3-8	A: 3-10	N: 0-0
Date	Location	Result
Feb. 23, 1983	H	W, 77-72
Feb. 27, 1984	A	L, 63-79
Jan. 18, 1986	A	L, 58-76
Dec. 2, 1986	H	W, 61-55
Dec. 1, 1987	A	L, 63-73
Dec. 8, 1988	H	L, 71-89
Jan. 9, 1992	A	W, 69-52
Feb. 10, 1993	H	L, 52-62
Feb. 23, 1994	A	L, 65-74
Feb. 15, 1995	H	W, 73-60
Feb. 7, 1996	A	L, 68-80
Jan. 22, 1997	H	L, 39-60
Feb. 17, 1998	A	L, 71-78
Nov. 21, 1998	H	L, 71-85
Nov. 19, 1999	A	L, 61-67
Dec. 28, 2000	H	L, 43-61
Dec. 28, 2001	A	L, 53-72
Dec. 14, 2003	H	L, 67-84
Nov. 30, 2004	A	W, 78-72
Dec. 21, 2008	A	L, 76-78
Nov. 16, 2009	H	L, 66-70 (OT)

March 20, 2011	A	W, 69-57
Dec. 8, 2013	H	L, 61-76
Dec. 4, 2014	A	L, 61-82

South Carolina State
49ers lead: 6-2

H: 4-1	A: 2-1	N: 0-0
Date	Location	Result
Dec. 14, 1979	H	L, 65-84
Dec. 19, 1992	H	W, 78-41
Feb. 10, 1994	A	L, 76-86
Dec. 6, 1994	H	W, 97-44
Dec. 20, 1999	A	W, 60-43
Dec. 9, 2000	H	W, 76-61
Dec. 30, 2001	A	W, 60-43
Nov. 30, 2002	H	W, 78-55

South Dakota State
49ers trail: 0-1

H: 0-0	A: 0-0	N: 0-1
Date	Location	Result
Nov. 26, 2009	N	L, 56-60

Southern California
Series tied: 1-1

H: 0-0	A: 0-0	N: 1-1
Date	Location	Result
Dec. 30, 1994	N	L, 69-84
Nov. 15, 2008	N	W, 62-60

Southern Miss
49ers trail: 5-18

H: 3-8	A: 2-8	N: 0-2
Date	Location	Result
Nov. 29, 1985	N	L, 63-71
Feb. 8, 1992	H	L, 50-78
Feb. 19, 1992	A	L, 50-78
Jan. 16, 1993	H	L, 59-63
Feb. 15, 1993	A	L, 45-62
March 11, 1993	N	L, 64-68 (OT)
Jan. 15, 1994	A	L, 53-86
Feb. 26, 1994	H	L, 61-70
Jan. 15, 1995	H	L, 68-71
Feb. 26, 1995	A	L, 83-96
Jan. 7, 1996	A	L, 71-95
Jan. 12, 1997	H	L, 64-73
Jan. 23, 1998	A	L, 53-59
Jan. 24, 1999	H	L, 63-68
Jan. 28, 2000	A	L, 61-64
Jan. 5, 2001	H	L, 72-74
Feb. 24, 2002	A	L, 47-50
Feb. 28, 2003	H	W, 80-54
Jan. 16, 2004	A	W, 59-57
Jan. 30, 2005	H	W, 74-57
Dec. 12, 2009	H	W, 72-53
Feb. 8, 2014	H	L, 52-72
Feb. 21, 2015	A	W, 83-72

St. Bonaventure
Series tied: 5-5

H: 3-1	A: 2-3	N: 0-1
Date	Location	Result
Nov. 28, 1998	N	L, 52-78
Feb. 10, 2006	H	W, 73-39
Feb. 25, 2007	A	W, 86-74
Feb. 9, 2008	H	W, 60-58
Feb. 28, 2009	A	L, 65-73
Feb. 10, 2010	H	W, 64-58
Feb. 26, 2011	A	L, 65-80
Jan. 21, 2012	H	L, 63-68
Jan. 30, 2013	A	W, 64-57
March 21, 2014	A	L, 62-81

St. John's
49ers lead: 1-0

H: 0-0	A: 0-0	N: 1-0
Date	Location	Result
Nov. 24, 2000	N	W, 71-68

Stetson
49ers lead: 2-1

H: 1-0	A: 0-1	N: 1-0
Date	Location	Result
Dec. 1, 1989	N	W, 92-55
Dec. 8, 2012	H	W, 81-73
Dec. 17, 2013	A	L, 81-83

Stony Brook
49ers lead: 1-0

H: 0-0	A: 0-0	N: 1-0
Date	Location	Result
Dec. 29, 2003	N	W, 88-77

Syracuse
49ers lead: 1-0

H: 0-0	A: 0-0	N: 1-0
Date	Location	Result
Dec. 10, 1994	N	W, 68-51

Tampa
49ers lead: 1-0

H: 0-0	A: 1-0	N: 0-0
Date	Location	Result
Jan. 11, 1985	A	W, 64-55

TCU
49ers trail: 3-4

H: 1-0	A: 2-3	N: 0-1
Date	Location	Result
Jan. 25, 2002	H	W, 81-67
Jan. 26, 2003	A	W, 64-61
March 8, 2003	N	L, 65-78
Feb. 15, 2004	A	L, 91-100
March 5, 2004	A	L, 73-89
Feb. 18, 2005	A	L, 51-76
Nov. 14, 2012	A	W, 82-68

Temple
49ers trail: 3-8

H: 3-3	A: 0-4	N: 0-1
Date	Location	Result
Dec. 28, 1999	H	W, 80-68
Jan. 6, 2006	A	L, 69-77
Feb. 18, 2007	H	L, 55-66
Feb. 6, 2008	A	L, 53-66
Feb. 18, 2009	H	L, 73-77
March 8, 2009	H	W, 73-50
Feb. 13, 2010	A	L, 68-89
Jan. 7, 2011	H	L, 57-60
Jan. 29, 2012	A	L, 55-65
Feb. 6, 2013	H	W, 66-43
March 9, 2013	N	L, 47-48

Tennessee
49ers trail: 0-3

H: 0-1	A: 0-2	N: 0-0
Date	Location	Result
Dec. 2, 1991	H	L, 56-79
Dec. 9, 1993	A	L, 44-89
March 1, 1987	A	L, 44-91

Tennessee State
49ers lead: 1-0

H: 0-0	A: 0-0	N: 1-0
Date	Location	Result
Dec. 18, 1987	N	W, 56-40

Tennessee Tech
49ers trail: 2-4

H: 2-0	A: 0-3	N: 0-1
Date	Location	Result
Nov. 25, 1983	A	L, 66-74
Dec. 18, 1897	N	L, 56-60
March 1, 1995	A	L, 62-70
Dec. 9, 1995	H	W, 69-54
Nov. 23, 1996	A	L, 64-65
Nov. 25, 1997	H	W, 66-38

Texas A&M
49ers lead: 2-0

H: 1-0	A: 1-0	N: 0-0
Date	Location	Result
Nov. 25, 2001	A	W, 54-50
Jan. 3, 2003	H	W, 93-72

Toledo
49ers trail: 0-3

H: 0-0	A: 0-1	N: 0-2
Date	Location	Result
March 23, 1990	N	L, 66-77
March 30, 2011	A	L, 60-83
Dec. 29, 2012	N	L, 66-76

Tulane
49ers trail: 8-15

H: 5-6	A: 1-8	N: 2-1
Date	Location	Result
Jan. 27, 1992	H	W, 63-41
Feb. 17, 1992	A	W, 75-50
Jan. 19, 1993	H	W, 77-48
Feb. 13, 1993		



UNC Asheville
49ers lead: 12-3

H: 6-2	A: 6-1	N: 0-0
Date	Location	Result
Jan. 15, 1977	H	L, 40-58
Feb. 4, 1977	A	L, 38-51
Dec. 6, 1978	A	W, 88-74
Jan. 27, 1979	H	W, 71-62
Feb. 2, 1980	H	W, 96-61
Jan. 21, 1981	A	W, 77-50
Nov. 30, 1981	H	W, 70-68
Nov. 29, 1986	H	W, 103-48
Feb. 20, 1988	A	W, 71-58
Dec. 3, 1996	H	L, 41-55
Nov. 22, 1997	A	W, 56-47
Jan. 8, 2002	H	W, 67-34
Jan. 5, 2003	A	W, 85-47
Dec. 6, 2008	A	W, 72-50
Dec. 5, 2009	H	W, 59-37

UNC Greensboro
49ers lead: 12-2

H: 7-1	A: 5-1	N: 0-0
Date	Location	Result
Jan. 28, 1978	H	L, 55-66
Feb. 14, 1989	A	W, 84-67
March 1, 1989	H	W, 83-66
Jan. 22, 1990	A	W, 78-62
Feb. 27, 1990	H	W, 98-71
Feb. 6, 1991	H	W, 72-56
Feb. 5, 1992	A	W, 87-60
Dec. 1, 1993	H	W, 61-48
Jan. 31, 1995	A	W, 61-58
Dec. 2, 1996	H	W, 84-72
Nov. 20, 2000	A	L, 70-81
Nov. 16, 2001	H	W, 60-44
Nov. 20, 2006	H	W, 86-40
Nov. 28, 2007	A	W, 70-45

UNC Pembroke
Series tied: 4-4

H: 3-1	A: 1-3	N: 0-0
Date	Location	Result
Feb. 22, 1978	H	L, 73-79 (OT)
Feb. 12, 1979	A	L, 77-82
Jan. 30, 1979	A	W, 82-70
Feb. 11, 1980	H	W, 87-71
Dec. 11, 1980	H	W, 74-69
Feb. 9, 1981	A	L, 67-70
Jan. 11, 1982	A	L, 80-87
Feb. 8, 1982	H	W, 77-63

UNC Wilmington
49ers lead: 14-5

H: 8-2	A: 6-3	N: 0-0
Date	Location	Result
Nov. 30, 1979	H	W, 82-55
Jan. 11, 1980	A	W, 82-55
Jan. 9, 1981	H	W, 81-53
Jan. 26, 1981	A	L, 77-86
Jan. 26, 1982	A	L, 85-111
Feb. 18, 1982	H	L, 74-107
Jan. 17, 1983	H	W, 62-57
Feb. 25, 1983	A	W, 82-77
Nov. 18, 1983	H	W, 85-66
Dec. 3, 1984	A	W, 81-69
March 3, 1989	A	L, 71-76
Jan. 3, 1990	H	W, 100-45
Jan. 3, 1992	H	W, 89-41
Dec. 21, 2003	H	W, 53-48
Dec. 2, 2005	A	W, 74-54
Dec. 2, 2010	A	W, 66-50
Dec. 7, 2011	H	L, 55-60
Dec. 5, 2012	A	W, 63-58
Jan. 3, 2014	H	W, 78-57

UNLV
Series tied: 1-1

H: 0-0	A: 1-1	N: 0-0
Date	Location	Result
Nov. 25, 2000	A	L, 55-60
Dec. 1, 2013	A	W, 80-75

USF
49ers lead: 20-9

H: 9-3	A: 9-6	N: 2-0
Date	Location	Result
Feb. 9, 1980	N	W, 94-79
Dec. 20, 1980	A	W, 94-59
Dec. 17, 1981	A	W, 56-51
Jan. 12, 1985	A	W, 76-69
Feb. 2, 1986	H	W, 62-58
Jan. 15, 1987	A	L, 61-64
Feb. 7, 1988	H	W, 89-53
Feb. 4, 19889	A	L, 68-83
Feb. 3, 1990	H	W, 88-81
March 8, 1990	N	W, 81-76
Jan. 19, 1991	A	W, 70-67
Jan. 6, 1992	A	L, 52-62
Jan. 25, 1992	H	W, 69-64
Jan. 9, 1993	A	W, 75-56
Feb. 22, 1993	H	W, 72-48
Jan. 8, 1994	H	L, 69-77
Feb. 7, 1994	A	W, 58-51
Jan. 13, 1995	H	W, 69-56
Feb. 5, 1995	A	W, 77-68
Jan. 19, 1996	A	L, 57-62
Jan. 24, 1997	H	L, 54-57
Jan. 30, 1998	A	W, 54-50
Feb. 1, 1999	H	L, 76-86
Jan. 7, 2000	A	W, 67-66
Feb. 4, 2001	H	W, 50-45
Feb. 17, 2002	H	W, 74-46
Feb. 21, 2003	A	L, 59-69
Jan. 9, 2004	H	W, 72-64
Feb. 7, 2005	A	L, 59-68

UTA
49ers trail: 0-1

H: 0-1	A: 0-0	N: 0-0
Date	Location	Result
Dec. 21, 2007	H	L, 60-68

Utah
49ers trail: 0-1

H: 0-0	A: 0-1	N: 0-0
Date	Location	Result
Dec. 29, 2014	A	L, 52-54

UTEP
Series tied: 1-1

H: 0-1	A: 1-0	N: 0-0
Date	Location	Result
Jan. 15, 2014	A	W, 92-86
Feb. 12, 2015	H	L, 72-75

UTSA
Series tied: 1-1

H: 1-0	A: 0-1	N: 0-0
Date	Location	Result
Jan. 15, 2014	A	L, 60-61
Feb. 14, 2015	H	W, 74-54

Valparaiso
49ers lead: 1-0

H: 0-0	A: 0-0	N: 1-0
Date	Location	Result
Dec. 3, 1994	N	W, 93-88

Vanderbilt
49ers trail: 0-1

H: 0-0	A: 0-1	N: 0-0
Date	Location	Result
Dec. 31, 2002	A	L, 43-66

VCU
49ers lead: 21-8

H: 9-3	A: 10-4	N: 2-1
Date	Location	Result
Jan. 18, 1980	H	W, 80-61
Jan. 30, 1981	A	W, 90-49
Jan. 28, 1984	A	W, 78-64
Feb. 18, 1984	H	W, 78-49
March 8, 1984	N	W, 74-47
March 2, 1985	A	W, 52-42
Feb. 16, 1986	A	W, 66-62
Jan. 25, 1987	A	L, 52-78
Jan. 24, 1988	A	L, 55-63
Dec. 3, 1988	N	L, 48-60
Feb. 17, 1989	A	L, 79-84 (OT)
Feb. 24, 1990	H	W, 73-58
Feb. 2, 1991	A	W, 77-58
March 7, 1991	N	W, 69-66
Jan. 20, 1992	A	W, 80-75
Feb. 1, 1992	H	W, 74-60
Jan. 11, 1993	H	W, 69-60
Feb. 27, 1993	A	W, 92-61
Jan. 28, 1994	A	W, 64-39
Feb. 14, 1994	H	W, 60-56
Jan. 22, 1995	A	L, 56-61
Feb. 19, 1995	H	L, 56-69
Dec. 22, 1995	H	L, 55-62
Dec. 6, 2002	A	W, 66-62
Dec. 7, 2003	H	W, 81-72
March 22, 2008	H	L, 67-80
Dec. 11, 2010	H	W, 68-65
Nov. 22, 2011	A	W, 68-58
Feb. 28, 2012	H	W, 63-54

Virginia
49ers trail: 1-4

H: 0-0	A: 1-3	N: 0-1
Date	Location	Result
Dec. 8, 1984	A	L, 56-57
Jan. 4, 1986	A	L, 65-88
Dec. 29, 1992	N	L, 74-77
March 19, 2007	A	L, 72-74
March 26, 2011	A	W, 79-74

Virginia State
49ers lead: 1-0

H: 1-0	A: 0-0	N: 0-0
Date	Location	Result
Dec. 19, 1986	H	W, 83-55

Virginia Tech
Series tied: 12-12

H: 7-3	A: 5-7	N: 0-2
Date	Location	Result
Jan. 13, 1979	A	W, 67-65
Jan. 26, 1980	A	W, 66-61
Jan. 14, 1981	H	W, 69-67
Feb. 8, 1983	H	L, 60-66
Nov. 23, 1985	A	L, 65-92
Feb. 24, 1986	H	W, 71-62
Feb. 4, 1988	A	W, 69-55
Feb. 21, 1989	H	L, 57-78
Jan. 18, 1992	A	W, 75-53
March 7, 1992	H	W, 86-57
March 11, 1992	N	L, 61-67
Feb. 1, 1993	H	W, 81-44
March 4, 1993	A	L, 70-76
Feb. 3, 1994	A	L, 53-65
March 3, 1994	H	L, 37-60
March 9, 1994	N	L, 55-63
Jan. 20, 1995	A	L, 55-68
Feb. 3, 1995	H	W, 76-55
Dec. 30, 1999	A	L, 61-72
Dec. 2, 2006	A	L, 68-80
Dec. 16, 2007	H	W, 76-55
Dec. 30, 2009	A	L, 54-56
Jan. 2, 2011	H	W, 60-58
Nov. 16, 2011	A	W, 71-65 (OT)

Western Michigan
Series tied: 1-1

H: 0-0	A: 0-1	N: 1-0
Date	Location	Result
Dec. 30, 1996	N	W, 87-52
March 21, 2004	A	L, 83-85 (OT)

Wichita State
49ers lead: 2-0

H: 1-0	A: 1-0	N: 0-0
Date	Location	Result
Dec. 11, 2003	H	W, 83-68
Nov. 21, 2004	A	W, 83-60

William and Mary
49ers lead: 1-0

H: 0-0	A: 1-0	N: 0-0
Date	Location	Result
Feb. 10, 1990	A	W, 71-59

Wingate
49ers lead: 6-2

H: 3-1	A: 3-1	N: 0-0
Date	Location	Result
Jan. 18, 1979	A	W, 86-61
Feb. 3, 1979	H	W, 73-38
Dec. 10, 1979	H	W, 87-54
Feb. 4, 1980	A	W, 72-68
Jan. 24, 1981	A	L, 73-76
Feb. 2, 1981	H	W, 93-66
Nov. 27, 1982	H	L, 64-68
Jan. 15, 1983	A	W, 67-66

Winston-Salem State
49ers trail: 1-2

H: 1-1	A: 0-1	N: 0-0
Date	Location	Result
Jan. 11, 1977	H	L, 91-100
Feb. 9, 1977	A	L, 41-107
Dec. 2, 1979	H	W, 74-64

West Virginia
49ers lead: 1-0

H: 0-0	A: 0-0	N: 1-0
Date	Location	Result
Nov. 27, 1999	N	W, 52-50

Western Carolina
49ers lead: 22-7

H: 11-1	A: 9-4	N: 2-2
Date	Location	Result
Jan. 30, 1978	H	L, 71-74
Feb. 15, 1978	A	L, 50-70
Feb. 21, 1980	N	W, 82-66
Feb. 3, 1981	H	W, 75-65
Feb. 7, 1981	N	L, 77-84
Feb. 13, 1982	N	L, 71-77
Feb. 20, 1982	A	L, 72-87
Jan. 8, 1983	N	W, 79-66
Jan. 13, 1982	H	W, 82-72
Jan. 14, 1984	H	W, 90-70
Feb. 15, 1984	A	W, 75-60
Feb. 3, 1985	A	W, 71-56
Jan. 25, 1986	A	L, 58-65
Feb. 19, 1986	H	W, 72-45
Jan. 8, 1987	A	W, 49-47
Feb. 2, 1987	H	W, 69-61
Feb. 10, 1988	A	W, 66-57
Feb. 29, 1988	H	W, 84-54
Jan. 28, 1989	A	L, 72-77
Feb. 24, 1989	H	W, 69-54
Jan. 6, 1990	A	W, 80-69
Jan. 20, 1990	H	W, 80-77
Nov. 27, 1990	H	W, 94-55
Feb. 26, 1991	A	W, 84-60
Nov. 30, 1991	A	W, 71-60
Jan. 23, 1993	H	W, 69-48
Dec. 11, 1993	A	W, 84-60
Dec. 8, 2009	H	W, 64-62
Dec. 8, 2010	A	W, 66-51

Winthrop
49ers lead: 19-1

H: 11-0	A: 8-1	N: 0-0
Date	Location	Result
Nov. 27, 1979	H	W, 60-47
Feb. 5, 1981	A	W, 60-52
Feb. 12, 1983	A	W, 72-66 (OT)
Jan. 21, 1985	A	L, 61-74
Dec. 14, 1985	H	W, 87-66
March 1, 1986	A	W, 78-72
Jan. 10, 1987	A	W, 78-47
Feb. 5, 1987	H	W, 78-47
Dec. 19, 1989	H	W, 74-58
Jan. 2, 1991	A	W, 86-38
Dec. 19, 1991	H	W, 80-57
Jan. 27, 1993	A	W, 90-43
Jan. 2, 1994	H	W, 81-39
Nov. 26, 1996	A	W, 74-44
Jan. 31, 2000	H	W, 64-48
Dec. 1, 2001	A	W, 68-56
Dec. 5, 2005	H	W, 59-57
Jan. 5, 2007	H	W, 64-45
Jan. 5, 2008	H	W, 82-45
Nov. 26, 2013	H	W, 63-60

Wisconsin
49ers lead: 1-0

H: 1-0	A: 0-0	N: 0-0
Date	Location	Result
Nov. 29, 1987	H	W, 81-76

WKU
49ers trail: 3-14

H: 2-3	A: 1-8	N: 0-3
Date		

**1975-76****Overall: 6-9****Home: 3-5; Away: 3-4; Neutral: 0-0****Coach: Judy Wilkins Rose****Captain: Gina Poole**

D4	at Pfeiffer	L, 54-115
D9	at Gardner-Webb	L, 56-61
J12	Lenoir-Rhyne	L, 51-67
J15	North Carolina A&T	L, 47-50
J19	Davidson	L, 37-56
J22	at Guilford	L, 59-63
J24	Erskine	L, 43-74
J27	at Salem	W, 58-43
J31	Duke	W, 64-47
F4	at Bennett	W, 63-38
F7	Pfeiffer	L, 56-71
F12	at Lenoir-Rhyne	L, 52-64
F14	Sacred Heart	W, 73-41
F23	at Sacred Heart	W, 62-44
F26	Guilford	W, 61-57

1976-77**Overall: 3-13****Home: 2-5; Away: 1-8; Neutral: 0-0****Coach: Judy Wilkins Rose****Captain: Kathy McAmis**

D9	at Davidson	L, 51-63
D11	at Sacred Heart	L, 58-60
J11	Winston-Salem State	L, 91-100
J13	at Gardner-Webb [^]	W, 2-0
J15	UNC Asheville	L, 40-58
J17	at Wake Forest	L, 49-82
J20	Lenoir-Rhyne	L, 36-73
J25	at Duke	L, 60-64
J31	Davidson	L, 48-68
F2	at North Carolina A&T	L, 48-77
F4	at UNC Asheville	L, 38-51
F7	Catawba	W, 60-49
F9	at Winston-Salem State	L, 41-107
F18	Gardner-Webb	L, 64-86
F23	at Lenoir-Rhyne	L, 42-82
F26	Sacred Heart	W, 83-37

[^] - forfeit**1977-78****Overall: 11-8****Home: 6-5; Away: 5-3; Neutral: 0-0****Coach: Judy Wilkins Rose****Captain: Kathy McAmis**

D3	Sacred Heart	W, 77-46
D8	at Davidson	W, 58-57
J11	at Lenoir-Rhyne	L, 60-76
J16	Catawba	W, 59-40
J18	at Mars Hill	L, 80-88
J21	at Pfeiffer	W, 68-63
J23	Davidson	W, 60-58
J26	at Catawba	W, 74-52
J28	UNC Greensboro	L, 55-66
J30	Western Carolina	L, 71-74

F2	North Carolina Central [^]	W, 2-0
F4	Duke	W, 72-62
F6	Lenoir-Rhyne	L, 59-65
F9	at Sacred Heart [^]	W, 2-0
F11	Mars Hill	L, 68-79
F13	Converse	W, 72-42
F15	at Western Carolina	L, 50-70
F18	at Elon	W, 88-58
F22	UNC Pembroke	L, 73-79 (ot)

[^] - forfeit**1978-79****Overall: 20-6****Home: 12-0; Away: 6-3; Neutral: 2-3****Coach: Judy Wilkins Rose****Captain: Brenda Brown**

N24	at Elon [#]	W, 86-75
N25	vs. North Carolina State [#]	L, 43-112
N29	Methodist	W, 69-59
D2	Winston-Salem State	W, 74-64
D6	at UNC Asheville	W, 88-74
D9	Lenoir-Rhyne	W, 71-69
J8	Davidson	W, 98-43
J12	at Radford	L, 85-87 (ot)
J13	at Virginia Tech	W, 67-65
J16	at Mars Hill	W, 75-73
J18	at Wingate	W, 86-61
J22	Coker	W, 107-45
J23	North Carolina A&T	W, 86-73
J27	UNC Asheville	W, 71-62
J30	Catawba	W, 91-48
F1	at Catawba	W, 80-50
F3	Wingate	W, 73-38
F6	at Lenoir-Rhyne	L, 57-67
F9	Georgia State ^{\$}	W, 71-65
F10	UAB ^{\$}	W, 62-61
F12	at UNC Pembroke	L, 77-92
F15	Mars Hill	W, 83-80
F20	vs. Guilford ^{&}	W, 64-53
F22	vs. Mars Hill ^{&}	W, 74-71
F23	vs. High Point ^{&}	L, 71-102
F24	vs. Lenoir-Rhyne ^{&}	L, 82-103

[#] - H&R Block Thanksgiving Tripleheader (Elon, N.C.)^{\$} - Sun Belt Invitational (Charlotte, N.C.)[&] - NCAIAW Division II Tournament (Buies Creek, N.C.)**1979-80****Overall: 21-6****Home: 10-2; Away: 7-3; Neutral: 4-1****Coach: Judy Wilkins Rose****Captain: Robbin Eudy**

N27	Winthrop	W, 60-47
N30	UNC Wilmington	W, 82-55
D1	Radford	W, 87-57
D4	at Catawba	W, 73-61
D6	at Lenoir-Rhyne	L, 70-71
D8	Pfeiffer	L, 80-85 (ot)
D10	Wingate	W, 87-54

D14	South Carolina State	L, 65-84
D15	at College of Charleston	L, 69-94
J11	at UNC Wilmington	W, 82-67
J14	at North Carolina A&T	W, 82-61
J18	VCU	W, 80-61
J22	at Pfeiffer	W, 77-63
J24	Mars Hill	W, 79-64
J26	at Virginia Tech	W, 66-61
J28	Catawba	W, 106-39
J30	at UNC Pembroke	W, 82-70
F2	UNC Asheville	W, 96-61
F4	at Wingate	W, 72-68
F7	vs. South Alabama ^{\$}	W, 82-77
F8	at Georgia State ^{\$}	L, 78-98
F9	vs. USF ^{\$}	W, 94-79
F11	UNC Pembroke	W, 87-71
F16	Campbell	W, 80-72
F21	vs. Western Carolina ^{&}	W, 82-66
F22	vs. Lenoir-Rhyne ^{&}	L, 71-78
F23	vs. Elon ^{&}	W, 79-78

^{\$} - Sun Belt Invitational (Atlanta, Ga.)[&] - NCAIAW Division II Tournament (Greensboro, N.C.)**1980-81****Overall: 22-10****Home: 11-1; Away: 7-6; Neutral: 4-3****Coach: Judy Wilkins Rose****Captain: Kim Fox**

N24	at North Carolina A&T [#]	L, 58-78
N25	vs. Appalachian State [#]	W, 86-68
D3	at Catawba	W, 97-54
D5	Elon	L, 69-78
D8	Pfeiffer	W, 78-56
D11	UNC Pembroke	W, 74-69
D18	vs. Denver [@]	W, 69-53
D19	vs. Dartmouth [@]	W, 76-63
D20	at USF [@]	W, 94-59
J9	UNC Wilmington	W, 81-53
J10	High Point	W, 67-61
J12	at Pfeiffer	W, 73-72
J14	Virginia Tech	W, 69-67
J19	Lenoir-Rhyne	W, 75-70
J21	at UNC Asheville	W, 77-50
J24	at Wingate	L, 73-76
J26	at UNC Wilmington	L, 77-86
J30	at VCU	W, 90-49
F2	Wingate	W, 93-66
F3	Western Carolina	W, 75-65
F5	at Winthrop!	W, 60-52
F6	vs. College of Charleston!	L, 59-78
F7	vs. Western Carolina!	L, 77-84
F9	at UNC Pembroke	L, 67-70
F12	at Campbell	L, 70-81
F14	Saint Augustine's	W, 81-51
F17	Catawba	W, 94-56
F19	North Carolina A&T	W, 78-64
F21	at Mars Hill	W, 106-71
F26	vs. Campbell ^{&}	W, 66-51



F27 at Lenoir-Rhyne& L, 77-85
 F28 vs. Elon& L, 86-89

- H&R Block Tipoff (Greensboro, N.C.)
 @ - USF Christmas Invitational (Tampa, Fla.)
 ! - Winthrop Invitational (Rock Hill, S.C.)
 & - NCAIAW Division II Tournament (Hickory, N.C.)

1981-82
Overall: 10-13
Home: 5-3; Away: 4-6; Neutral: 1-4
Coach: Judy Wilkins Rose
Captains: Paula Bennett, Patricia Walker

N30 UNC Asheville W, 70-68
 D2 at High Point W, 73-55
 D4 vs. Campbellsville% W, 89-58
 D5 at Radford% W, 71-69
 D10 North Carolina A&T W, 67-61
 D12 at Wake Forest W, 68-65
 D17 at USF! W, 56-51
 D18 vs. Clemson! L, 61-86
 J11 at UNC Pembroke L, 80-87
 J18 Mars Hill W, 100-54
 J20 Appalachian State L, 74-90
 J24 at Lenoir-Rhyne L, 67-72
 J26 at UNC Wilmington L, 85-111
 J30 Belmont Abbey W, 76-75
 F2 at North Carolina A&T L, 55-57
 F5 Campbell L, 73-87
 F8 UNC Pembroke W, 77-63
 F11 vs. Campbell\$ L, 81-97
 F13 vs. Western Carolina\$ L, 71-77
 F16 at Campbell L, 88-99
 F18 UNC Wilmington L, 74-107
 F20 at Western Carolina L, 72-87
 F24 vs. Belmont Abbey& L, 72-92

% - Lady Highlander Invitational (Radford, Va.)
 ! - Lady Braham Invitational (Tampa, Fla.)
 \$ - Winthrop Invitational (Rock Hill, S.C.)
 & - NCAIAW Division II Tournament (Radford, Va.)

1982-83
Overall: 15-12
Home: 6-5; Away: 6-5; Neutral: 3-2
Coach: Ann Payne
Captains: Sylvia Akers, Connie Daniel

N27 Wingate L, 64-68
 N29 Lenoir-Rhyne L, 57-63
 D4 at Duke L, 46-78
 D7 Wake Forest L, 66-80
 D11 Milligan W, 42-38
 J7 vs. Berry# W, 63-62
 J8 vs. Western Carolina# W, 79-66
 J13 Western Carolina W, 82-72
 J15 at Wingate W, 67-66
 J17 UNC Wilmington W, 62-57
 J19 East Carolina L, 48-59
 J22 at North Carolina State L, 56-69

J26 at Appalachian State W, 71-67
 J28 North Carolina A&T W, 64-61
 F4 at Milligan L, 49-62
 F5 at ETSU L, 65-71
 F8 Virginia Tech L, 60-66
 F10 vs. Campbell\$ W, 64-54
 F11 vs. Francis Marion\$ L, 52-86
 F12 at Winthrop\$ W, 72-66 (ot)
 F15 at Wake Forest W, 76-64
 F19 Duke W, 73-66
 F23 South Carolina W, 77-72
 F25 at UNC Wilmington W, 82-77
 F28 at North Carolina A&T W, 74-58
 M5 at East Carolina L, 58-72
 M9 vs. UAB^ L, 52-75

- Lady Eagle Classic (Jefferson City, Tenn.)
 \$ - Winthrop Invitational (Rock Hill, S.C.)
 ^ - Sun Belt Championships (Norfolk, Va.)

1983-84
Overall: 21-8
Home: 9-2; Away: 9-5; Neutral: 3-1
Coach: Ann Payne
Captain: Marguerite Parker

N18 UNC Wilmington W, 85-66
 N21 North Carolina A&T W, 83-34
 N25 at Tennessee Tech% L, 66-74
 N26 vs. UAB% W, 84-64
 N30 at Clemson L, 67-87
 D4 at East Carolina W, 56-50
 D7 Belmont Abbey W, 71-56
 D10 North Carolina State L, 60-62
 D18 North Carolina A&T# W, 79-39
 D19 WKU# W, 79-63
 J6 at Berry@ L, 67-70
 J7 vs. Shorter@ W, 66-48
 J9 at Mercer L, 59-79
 J14 Western Carolina W, 90-70
 J19 at Belmont Abbey W, 70-48
 J22 at East Carolina W, 56-50
 J26 at Lenoir-Rhyne W, 79-57
 J28 at VCU W, 78-64
 J31 at North Carolina A&T W, 68-67 (ot)
 F7 Appalachian State W, 94-60
 F9 at ETSU W, 58-52
 F14 North Carolina L, 64-66 (ot)
 F15 at Western Carolina W, 75-60
 F18 VCU W, 78-49
 F22 at Appalachian State W, 66-50
 F25 Davidson W, 100-35
 F27 at South Carolina L, 63-79
 M8 vs. VCU^ W, 74-47
 M9 vs. South Alabama^ L, 57-61

% - Tennessee Tech Classic (Cookeville, Tenn.)
 # - Christmas Classic (Charlotte, N.C.)
 @ - Berry Invitational (Floyd, Ga.)
 ^ - Sun Belt Championships (Norfolk, Va.)

1984-85
Overall: 13-12; Sun Belt: 2-4
Home: 5-3; Away: 7-6; Neutral: 1-3
Coach: Cindy Connelley
Captains: Candy Lucas, Kristin Wilson

N23 vs. North Carolina& L, 44-82
 N24 vs. North Carolina State& L, 68-74 (ot)
 D1 East Carolina W, 68-61
 D3 at UNC Wilmington W, 81-69
 D7 vs. Iona@ W, 80-74
 D8 at Virginia@ L, 56-57
 D15 Mercer W, 77-59
 J11 at Tampa W, 64-55
 J12 at USF* W, 76-69
 J14 at UCF L, 69-77
 J21 at Winthrop L, 61-74
 J24 at Georgia State L, 62-85
 J26 South Alabama* L, 62-73
 J30 North Carolina A&T W, 96-56
 F1 Appalachian State W, 74-71
 F3 at Western Carolina W, 71-56
 F6 at North Carolina A&T W, 79-72
 F7 at Wake Forest L, 53-58
 F12 Furman W, 79-70
 F16 UAB* L, 67-71
 F20 at Appalachian State W, 69-68
 F24 at WKU* L, 67-88
 F28 Old Dominion* L, 57-85
 M2 at VCU* W, 52-42
 M7 vs. UAB^ L, 68-73

& - Dogwood Classic (Fayetteville, N.C.)
 @ - Cavalier Classic (Charlottesville, Va.)
 * - Sun Belt Conference game
 ^ - Sun Belt Championships (Norfolk, Va.)

1985-86
Overall: 15-13; Sun Belt: 3-3
Home: 9-1; Away: 5-9; Neutral: 1-3
Coach: Cindy Connelley
Captains: Shelton Kennington, Sherri Williams

N23 at Virginia Tech L, 65-92
 N29 vs. Southern Miss# L, 63-71
 N30 at Georgia State# W, 70-66
 D4 Johnson C. Smith W, 70-57
 D7 at East Carolina L, 54-66
 D10 Georgia State W, 72-56
 D14 Winthrop W, 87-66
 D21 North Carolina A&T W, 66-57
 J2 at Furman L, 66-71
 J4 at Virginia L, 65-88
 J7 Evansville W, 60-51
 J10 at UAB* W, 64-62
 J12 at South Alabama* L, 45-73
 J18 at South Carolina L, 58-76
 J22 WKU* L, 51-85
 J25 at Western Carolina L, 58-65
 J29 at Appalachian State L, 63-69
 F2 USF* W, 62-58



F7	vs. James Madison&	L, 57-63
F8	vs. Georgia Southern&	W, 66-48
F11	at North Carolina A&T	W, 66-60
F14	at Old Dominion*	L, 59-69
F16	at VCU*	W, 66-62
F19	Western Carolina	W, 72-45
F24	Virginia Tech	W, 71-62
F26	Appalachian State	W, 65-59
M1	at Winthrop	W, 78-72
M6	vs. South Alabama^	L, 48-63

- Southern Invitational (Atlanta, Ga.)

* - Sun Belt Conference game

& - Lady Herd Classic (Huntington, W.Va.)

^ - Sun Belt Championships (Bowling Green, Ky.)

1986-87**Overall: 18-9; Sun Belt: 1-5****Home: 12-2; Away: 6-6; Neutral: 0-1****Coach: Cindy Connelley****Captains: Shelton Kennington, Kristin Wilson**

N29	UNC Asheville	W, 103-48
D2	South Carolina	W, 61-55
D4	North Carolina A&T	W, 64-47
D6	Campbell	W, 69-58
D10	at Georgia State	W, 71-61
D19	Virginia State	W, 83-55
J5	at Virginia Union	W, 80-38
J8	at Western Carolina	W, 49-47
J10	at Winthrop	W, 78-47
J13	at UCF	W, 85-71
J15	at USF*	L, 61-64
J19	East Carolina	W, 71-66
J23	UAB*	W, 82-65
J25	at VCU*	L, 52-78
J28	at North Carolina A&T	L, 55-60
J31	at Campbell	W, 87-79
F2	Western Carolina	W, 69-61
F5	Winthrop	W, 78-47
F7	Converse	W, 90-58
F8	Columbia	W, 81-66
F10	at Georgia	L, 50-98
F16	South Alabama*	L, 64-65
F18	Georgia State	W, 70-61
F21	at WKU*	L, 69-91
F26	Old Dominion*	L, 58-65
M1	at No. 8 Tennessee	L, 44-91
M5	vs. WKU^	L, 47-80

* - Sun Belt Conference game

^ - Sun Belt Championships (Norfolk, Va.)

1987-88**Overall: 10-17; Sun Belt: 1-5****Home: 6-2; Away: 3-9; Neutral: 1-6****Coach: Cindy Connelley****Captains: Monica Garrett, Sherri Williams**

N29	Wisconsin	W, 81-76
D1	at South Carolina	L, 63-73

D5	at Northern Illinois%	L, 89-103
D6	vs. Long Beach State%	L, 56-94
D12	at Clemson	L, 64-81
D18	vs. Tennessee Tech!	L, 56-60
D19	vs. North Alabama!	L, 100-102 (2ot)
D31	vs. Murray State\$	L, 71-74
J1	vs. Robert Morris\$	W, 72-68
J2	vs. DePaul\$	L, 47-69
J5	at South Alabama*	L, 63-77
J7	at UAB*	L, 66-79
J13	Virginia Union	W, 86-64
J16	at Old Dominion*	L, 69-91
J20	at Campbell	L, 67-84
J24	at VCU*	L, 55-63
J27	Columbia	W, 103-36
J31	Francis Marion	W, 72-68
F3	at Radford	L, 55-81
F4	at Virginia Tech	W, 69-55
F7	USF*	W, 89-53
F10	at Western Carolina	W, 66-57
F15	Clemson	L, 44-77
F20	at UNC Asheville	W, 71-58
F29	Western Carolina	W, 84-54
M5	WKU*	L, 64-79
M10	vs. UAB^	L, 61-77

% - NIU Fastbreak Fest (DeKalb, Ill.)

! - Lady Mocs Invitational (Chattanooga, Tenn.)

\$ - Lady Hatter Classic (DeLand, Fla.)

* - Sun Belt Conference game

^ - Sun Belt Championships (Tampa, Fla.)

1988-89**Overall: 12-16; Sun Belt: 1-5****Home: 6-7; Away: 3-8; Neutral: 3-1****Coach: Ed Baldwin****Captain: Tolonda Rose**

N25	vs. Florida Atlantic#	W, 81-56
N26	at Georgia State#	W, 74-61
D2	at East Carolina+	W, 70-54
D3	vs. VCU+	L, 48-60
D5	Maryland-Eastern Shore	W, 93-42
D8	South Carolina	L, 71-89
D10	Radford	L, 54-70
D17	at ETSU	L, 63-69
J2	vs. Hofstra#	W, 75-56
J3	at Wake Forest#	L, 48-64
J4	vs. Hartford#	W, 75-56
J8	at WKU*	L, 59-86
J14	UAB*	W, 74-68 (2ot)
J16	ETSU	W, 78-59
J21	South Alabama*	L, 50-64
J25	Campbell	L, 62-65
J28	at Western Carolina	L, 72-77
J30	East Carolina	W, 72-56
F4	at USF*	L, 68-83
F8	Georgia State	L, 49-53
F11	Old Dominion*	L, 66-70
F14	at UNC Greensboro	W, 84-67

F17	at VCU*	L, 79-84 (ot)
F21	Virginia Tech	L, 57-78
F24	Western Carolina	W, 69-54
M1	UNC Greensboro	W, 83-66
M3	at UNC Wilmington	L, 71-76
M9	at WKU^	L, 50-81

- Southern Invitational (Atlanta, Ga.)

+ - Lady Pirate Classic (Greenville, N.C.)

- Tobacco Road Classic (Winston-Salem, N.C.)

* - Sun Belt Conference game

^ - Sun Belt Championships (Bowling Green, Ky.)

1989-90**National Women's Invitational Tournament****Sun Belt Regular-Season Champion****Overall: 24-8; Sun Belt: 4-2****Home: 11-0; Away: 9-6; Neutral: 4-2****Coach: Ed Baldwin****Captain: Teresa Bowlin**

N25	North Carolina A&T	W, 85-29
N29	at Georgia Southern	L, 67-77
D1	vs. Stetson\$	W, 92-55
D2	at Florida State\$	W, 63-50
D9	at ETSU	W, 62-57
D16	at Clemson	L, 56-66
D19	Winthrop	W, 74-58
J3	UNC Wilmington	W, 100-45
J6	at Western Carolina	W, 80-69
J11	at South Alabama*	L, 75-87
J13	at UAB*	L, 69-74
J20	Western Carolina	W, 80-77
J22	at UNC Greensboro	W, 78-63
J24	Furman	W, 79-62
J27	College of Charleston	W, 88-67
J31	at Appalachian State	L, 58-61
F3	USF*	W, 88-81
F7	Georgia Southern	W, 102-90
F9	at Old Dominion*	W, 83-69
F10	at William and Mary	W, 71-59
F14	at Duke	L, 49-65
F17	WKU*	W, 73-62
F21	at Radford	W, 62-55
F24	VCU*	W, 73-58
F27	UNC Greensboro	W, 98-71
M1	at Campbell	W, 85-58
M3	at East Carolina	W, 80-70
M8	vs. USF^	W, 81-76
M9	vs. UAB^	L, 67-74
M22	vs. Fresno State#	W, 70-67
M23	vs. Toledo#	L, 66-77
M24	vs. Miami (Fla.)#	W, 82-80

\$ - Tallahassee Hilton Classic (Tallahassee, Fla.)

* - Sun Belt Conference game

^ - Sun Belt Championships (Norfolk, Va.)

- NWIT (Amarillo, Texas)



1990-91

Overall: 23-6; Sun Belt: 4-2

Home: 12-1; Away: 10-4; Neutral: 1-1

Coach: Ed Baldwin

Captains: Pam Gorham, Mia Nance

N27	Western Carolina	W, 94-55
N30	at Maine	W, 62-57
D1	at James Madison	W, 52-49
D5	at Clemson	L, 63-74
D7	at Shawnee State	W, 79-62
D8	at Marshall	W, 64-63 (ot)
D15	College of Charleston	W, 83-60
D17	ETSU	W, 82-64
J2	at Winthrop	W, 86-38
J5	Green Bay	W, 75-60
J10	Charleston Southern	W, 95-35
J14	at Georgia	L, 56-81
J16	at North Carolina A&T	W, 82-73
J19	at USF*	W, 70-67
J21	at Florida	L, 69-81
J26	UAB*	L, 57-81
J28	Campbell	W, 75-63
J30	Appalachian State	W, 100-63
F2	at VCU*	W, 77-58
F6	UNC Greensboro	W, 72-56
F9	at WKU*	L, 70-82
F13	at Furman	W, 109-81
F16	Radford	W, 76-52
F20	Old Dominion*	W, 92-76
F23	South Alabama*	W, 88-70
F26	at Western Carolina*	W, 84-60
M2	East Carolina	W, 86-53
M7	vs. VCU^	W, 69-66
M8	vs. WKU^	L, 61-75

* - Sun Belt Conference game

^ - Sun Belt Championships (Birmingham, Ala.)

1991-92

Overall: 20-8; Metro: 8-4

Home: 9-3; Away: 10-3; Neutral: 1-2

Coach: Ed Baldwin

Captains: Julia Burton, Charlita Davis

N22	vs. No. 20 Clemson%	L, 54-66
N23	vs. Alabama State%	W, 87-63
N27	at Charleston Southern	W, 72-36
N30	at Western Carolina	W, 71-60
D2	No. 1 Tennessee	L, 56-79
D6	at Princeton	W, 62-52
D7	at Pennsylvania	W, 87-74
D17	at East Carolina	W, 70-64
D19	Winthrop	W, 80-57
J3	UNC Wilmington	W, 89-41
J6	at USF*	L, 52-62
J9	at South Carolina	W, 69-52
J14	No. 25 Georgia	W, 74-64
J18	at Virginia Tech*	W, 75-53
J20	at VCU*	W, 80-75
J25	USF*	W, 69-64

J27	Tulane*	W, 63-41
F1	VCU*	W, 74-60
F5	at UNC Greensboro	W, 87-60
F8	Southern Miss*	L, 50-78
F10	Louisville*	W, 68-66
F12	Florida	L, 63-79
F17	at Tulane*	W, 75-50
F19	at Southern Miss*	L, 50-78
F24	North Carolina A&T	W, 76-61
M2	at Louisville*	L, 63-73
M7	Virginia Tech*	W, 86-57
M11	vs. Virginia Tech^	L, 61-67

% - O'Charley's Classic (Nashville, Tenn.)

* - Metro Conference game

^ - Metro Championships (Louisville, Ky.)

1992-93

Overall: 16-12; Metro: 6-6

Home: 7-3; Away: 6-6; Neutral: 3-3

Coach: Ed Baldwin

Captains: Julia Burton, Charlita Davis, Tammy Gilliam

D1	at North Carolina A&T	W, 80-52
D3	at Wake Forest	W, 66-62
D9	at No. 1 Tennessee	L, 44-89
D11	vs. Kentucky\$	W, 57-54
D12	at No. 5 Iowa\$	L, 38-60
D19	South Carolina State	W, 78-41
D29	vs. Virginia%	L, 74-77
D30	vs. Connecticut%	L, 44-54
J2	vs. Mercer&	W, 75-57
J3	at UAB&	W, 72-63
J9	at USF*	W, 75-56
J11	VCU*	W, 69-60
J16	Southern Miss*	L, 59-63
J19	Tulane*	W, 77-48
J23	Western Carolina	W, 69-48
J27	at Winthrop	W, 90-43
J30	at Louisville*	L, 55-71
F1	Virginia Tech*	W, 81-44
F6	East Carolina	W, 78-45
F10	South Carolina	L, 52-62
F13	at Tulane*	L, 58-62
F15	at Southern Miss*	L, 45-62
F20	Louisville*	L, 82-86
F22	USF*	W, 72-48
F27	at VCU*	W, 92-61
M4	at Virginia Tech*	L, 70-76
M10	vs. Tulane^	W, 69-44
M11	vs. Southern Miss^	L, 64-68 (ot)

\$ - Amana-Hawkeye Classic (Iowa City, Iowa)

% - Take it to the Court Shootout (Hilton Head, S.C.)

& - Lady Blazer Invitational (Birmingham, Ala.)

* - Metro Conference game

^ - Metro Championships (Louisville, Ky.)

1993-94

Overall: 14-13; Metro: 4-8

Home: 6-4; Away: 6-8; Neutral: 2-1

Coach: Ed Baldwin

Captain: Heather Hart

D1	UNC Greensboro	W, 61-48
D3	vs. Valparaiso@	W, 93-88
D4	at Michigan State@	W, 58-50
D11	at Western Carolina	W, 84-60
D19	Wake Forest	W, 90-87 (3ot)
D30	UCLA	L, 51-72
J2	Winthrop	W, 81-39
J4	at Appalachian State	W, 59-51
J8	USF*	L, 69-77
J11	at Georgia Southern	L, 57-71
J15	at Southern Miss*	L, 53-86
J17	at Tulane*	L, 61-75
J22	at East Carolina	W, 74-65
J28	at VCU*	W, 64-39
J30	at Louisville*	L, 57-59
F3	at Virginia Tech*	L, 53-65
F7	at USF*	W, 58-51
F10	at South Carolina State	L, 76-86
F14	VCU*	W, 60-56
F16	North Carolina A&T	W, 63-57
F19	at Louisville*	L, 40-67
F23	at South Carolina	L, 65-74
F26	Southern Miss*	L, 61-70
F28	Tulane*	W, 67-60
M3	Virginia Tech*	L, 37-60
M8	vs. Louisville^	W, 65-62
M9	vs. Virginia Tech^	L, 55-63

@ - Falpausch/MSU Holiday Classic (East Lansing, Mich.)

* - Metro Conference game

^ - Metro Championships (Biloxi, Miss.)

1994-95

Overall: 13-13; Metro: 3-9

Home: 7-4; Away: 4-8; Neutral: 2-1

Coach: Ed Baldwin

Captains: Angela Barden, Tiszara Kelly, Angie Woods

N30	Georgia Southern	W, 86-57
D3	at Radford	W, 66-58
D6	South Carolina State	W, 97-44
D9	vs. SMU%	L, 79-88
D10	vs. Syracuse%	W, 68-51
D18	Furman	W, 79-63
D29	vs. Long Beach State&	W, 82-74
D30	at No. 21 Southern California&	L, 69-84
J2	at UCLA	W, 60-50
J8	Louisville*	W, 62-55
J13	USF*	W, 69-56
J15	No. 23 Southern Miss*	L, 68-71
J20	at No. 24 Virginia Tech*	L, 55-68
J22	at VCU*	L, 56-61
J25	East Carolina	W, 71-61
J31	at UNC Greensboro	W, 61-58
F3	Virginia Tech*	L, 54-63



F5	at USF*	W, 77-68
F10	Tulane*	L, 57-71
F12	at Louisville*	L, 49-72
F15	South Carolina	W, 73-60
F19	VCU*	L, 56-69
F24	at Tulane*	L, 83-85 (ot)
F26	at Southern Miss*	L, 83-96
M1	at Tennessee Tech	L, 62-70
M8	at Louisville^	L, 72-81

% - Lady Tiger Classic (Memphis, Tenn.)

& - USC Christmas Challenge (Los Angeles, Calif.)

* - Metro Conference game

^ - Metro Championships (Louisville, Ky.)

1995-96

Overall: 10-18; Conference USA: 4-8

Home: 5-6; Away: 3-9; Neutral: 2-3

Coach: Ed Baldwin

Captains: Markita Aldridge, Lisa Gerton

N24	vs. Maine\$	L, 55-72
N25	vs. UCF\$	L, 69-77
N28	Clemson	L, 74-77 (ot)
D2	UNC Greensboro	W, 84-72
D9	Tennessee Tech	W, 69-54
D16	at Clemson	L, 56-69
D22	VCU	L, 55-62
D29	vs. Coppin State!	W, 63-52
D30	at Saint Peter's!	L, 66-71
J5	at Tulane*	L, 70-75
J7	at Southern Miss*	L, 71-95
J12	Memphis*	L, 60-79
J14	Louisville*	L, 59-68
J17	at Furman	W, 70-46
J19	at USF*	L, 57-62
J21	at UAB*	L, 58-67
J26	Marquette*	W, 53-44
J28	DePaul*	L, 67-70
J31	at East Carolina	W, 68-60
F7	at South Carolina	L, 68-80
F9	Cincinnati*	W, 82-67
F11	Saint Louis*	W, 70-43
F16	at Louisville*	L, 67-71 (ot)
F18	at Memphis*	L, 69-87
F23	at Marquette*	W, 89-78
F25	Tulane*	L, 53-64
F29	vs. Cincinnati^	W, 70-61
M1	vs. DePaul^	L, 58-77

\$ - UA Sheraton Capstone Inn Classic (Tuscaloosa, Ala.)

! - Mister Cookie Face Holiday Classic (Jersey City, N.J.)

* - Conference USA game

^ - Conference USA Championships (Birmingham, Ala.)

1996-97

Overall: 7-20; Conference USA: 2-12

Home: 4-9; Away: 2-8; Neutral: 1-3

Coach: Ed Baldwin

Captains: Charlette Hargrove, Melissa Brown

N23	at Tennessee Tech	L, 64-65
N26	at Winthrop	W, 74-44
N30	Furman	L, 61-74
D3	UNC Asheville	L, 41-55
D14	at ETSU	L, 57-61
D17	East Carolina	W, 73-53
D21	Radford	W, 71-61
D28	vs. Northwestern State@	L, 72-84
D29	vs. Providence@	L, 63-84
D30	vs. Western Michigan@	W, 87-52
J4	at Houston*	W, 64-47
J10	Tulane*	L, 69-77 (ot)
J12	Southern Miss*	L, 64-73
J17	at Memphis*	L, 51-77
J19	at Louisville*	L, 53-79
J22	South Carolina	L, 39-60
J24	USF*	L, 54-57
J26	UAB*	L, 45-53
J31	at Marquette*	L, 60-72
F2	at DePaul*	L, 76-91
F8	Houston*	W, 67-61
F14	at Cincinnati*	L, 45-64
F16	at Saint Louis*	L, 49-51
F18	Alabama	W, 69-67 (ot)
F21	Louisville*	L, 53-80
F23	Memphis*	L, 38-74
F28	vs. Cincinnati^	L, 49-63

@ - UCF Holiday Classic (Orlando, Fla.)

* - Conference USA game

^ - Conference USA Championships (Chicago, Ill.)

1997-98

Overall: 10-18; Conference USA: 5-11

Home: 4-7; Away: 5-9; Neutral: 1-2

Coach: Ed Baldwin

Captains: Drewana Bey, Katinka Stecina

N16	at Radford	L, 65-78
N22	at UNC Asheville	W, 56-47
N25	Tennessee Tech	W, 66-38
N29	at East Carolina	W, 45-41
D5	at Missouri#	L, 56-80
D6	vs. New Orleans#	L, 82-83
D10	Davidson	L, 59-71
D21	ETSU	W, 99-93
D28	at Saint Louis*	W, 59-54
J3	Memphis*	L, 71-78
J5	UAB*	W, 64-56
J9	at DePaul*	W, 53-51
J11	at Marquette*	L, 63-73
J16	Cincinnati*	L, 42-60
J18	Louisville*	L, 60-71
J23	at Southern Miss*	L, 53-59
J25	at Tulane*	L, 55-93

J30	at USF*	W, 54-50
F1	Houston*	L, 63-70
F5	at Alabama	L, 50-74
F8	Saint Louis*	W, 59-38
F13	Marquette*	L, 68-75
F15	DePaul*	L, 77-82
F17	at South Carolina	L, 71-78
F20	at Louisville*	L, 50-73
F22	at Cincinnati*	L, 57-62
F27	vs. DePaul^	W, 78-65
F28	vs. Marquette^	L, 74-76

- Mid-American Classic (Columbia, Mo.)

* - Conference USA game

^ - Conference USA Championships (Louisville, Ky.)

1998-99

Overall: 6-21; Conference USA: 3-13

Home: 4-9; Away: 1-10; Neutral: 1-2

Coach: Ed Baldwin

Captains: Tamika Mackey, Nikki Richardson

N11	Appalachian State	W, 78-66
N21	South Carolina	L, 71-85
N24	East Carolina	L, 81-85
N27	vs. Mississippi\$	L, 77-83
N28	vs. St. Bonaventure\$	L, 52-78
D1	at Davidson	L, 64-74
D4	Xavier	L, 69-83
D8	at Furman	L, 58-61
D20	Saint Louis*	W, 62-57
D28	Temple	W, 80-68
J1	at UAB*	L, 60-66
J3	at Memphis*	L, 53-78
J8	Marquette*	L, 49-71
J10	DePaul*	W, 69-54
J14	at Cincinnati*	L, 57-61
J16	at Louisville*	L, 54-69
J22	Tulane*	L, 52-70
J24	Southern Miss*	L, 63-68
J30	at Houston*	W, 54-50
F1	USF*	L, 76-86
F5	at Saint Louis*	L, 58-65
F12	at DePaul*	L, 51-70
F14	at Marquette*	L, 40-73
F19	Cincinnati*	L, 55-63
F21	Louisville*	L, 65-72
F26	vs. UAB^	W, 47-44
F27	at Tulane^	L, 60-69

\$ - Dead River Company Classic Tournament (Orono, Maine)

* - Conference USA game

^ - Conference USA Championships (New Orleans, La.)

1999-2000

Overall: 10-20; Conference USA: 3-13

Home: 3-7; Away: 4-12; Neutral: 3-1

Coach: Ed Baldwin

Captains: Jameka Jones, Claire Mollison

N19	at South Carolina	L, 61-67
-----	-------------------	----------



N21	Massachusetts	W, 65-54
N23	at Appalachian State	L, 57-66
N27	vs. West Virginia+	W, 52-50
N28	at Maryland+	L, 54-58
D1	Davidson	W, 77-43
D4	at East Carolina	L, 91-99
D8	at Xavier	L, 67-94
D20	at South Carolina State	W, 60-43
D29	vs. Bowling Green!	W, 72-62
D30	at Virginia Tech!	L, 61-72
J2	at Saint Louis*	W, 60-58
J7	at USF*	W, 67-66
J9	at Houston*	L, 52-57
J14	DePaul*	L, 65-73
J16	Marquette*	L, 59-62
J20	at Cincinnati*	L, 69-77
J22	at Louisville*	L, 63-70
J28	at Southern Miss*	L, 61-64
J30	No. 22 Tulane*	L, 68-78
F5	Louisville*	L, 61-78
F7	Cincinnati*	W, 80-57
F13	Saint Louis*	L, 54-61
F18	at No. 25 Marquette*	L, 40-65
F20	at DePaul*	L, 54-57
F25	Memphis*	L, 62-76
F27	UAB*	L, 48-65
M3	at Louisville^	W, 75-62
M4	vs. Memphis^	W, 83-67
M5	vs. Tulane^	L, 75-79

+ - Terrapin Classic (College Park, Md.)
 ! - Hokie Hardwood Classic (Blacksburg, Va.)
 * - Conference USA game
 ^ - Conference USA Championships (Louisville, Ky.)

2000-01
Overall: 10-18; Conference USA: 5-11
Home: 8-5; Away: 1-13; Neutral: 1-0
Coach: Ed Baldwin
Captains: Sarah Fisher, Brandi Hicks, Tonya Phifer

N17	at Massachusetts	L, 48-64
N20	at UNC Greensboro	L, 70-81
N24	vs. St. John's@	W, 71-68
N25	at UNLV@	L, 55-60
N29	at No. 3 Duke	L, 59-78
D2	Furman	L, 55-58
D6	Appalachian State	W, 71-58
D9	South Carolina State	W, 76-61
D18	at Davidson	W, 77-67
D28	South Carolina	L, 43-61
D31	at Saint Louis*	L, 49-58
J5	Southern Miss*	L, 72-74
J7	at Tulane*	L, 64-78
J14	Saint Louis*	W, 49-45
J19	at Louisville*	L, 51-69
J21	at Cincinnati*	L, 48-69
J26	Marquette*	L, 55-57
J28	DePaul*	W, 80-65
J31	Winthrop	W, 64-48

F2	Houston*	W, 70-58
F4	USF*	W, 50-45
F9	at UAB*	L, 67-69
F11	at Memphis*	L, 71-76
F16	Cincinnati*	L, 50-73
F18	Louisville*	W, 58-52
F23	at DePaul*	L, 58-59
F25	at Marquette*	L, 35-46
M2	at Marquette^	L, 65-76

@ - UNLV Rebel Shootout (Las Vegas, Nev.)
 * - Conference USA game
 ^ - Conference USA Championships (Milwaukee, Wis.)

2001-02
Overall: 16-13; Conference USA: 7-7
Home: 8-3; Away: 5-9; Neutral: 3-1
Coach: Katie Meier
Captains: Alicia Abernathy, Adrienne Jordan

N16	UNC Greensboro	W, 60-44
N19	at Furman	L, 57-58
N24	vs. Jackson State%	W, 54-46
N25	at Texas A&M%	W, 54-50
N29	No. 14 Duke	L, 39-64
D1	at Winthrop	W, 68-56
D4	at Appalachian State	W, 65-61
D6	Davidson	L, 59-61
D17	at Hawai'i#	L, 59-82
D18	vs. Tennessee State#	W, 56-40
D28	at No. 17 South Carolina	L, 53-72
D30	at South Carolina State	W, 60-58
J6	at East Carolina*	L, 57-62
J8	UNC Asheville	W, 67-34
J11	at Louisville*	L, 52-74
J13	at No. 25 Cincinnati*	L, 58-87
J20	East Carolina*	W, 54-39
J25	TCU*	W, 81-67
J27	Houston*	L, 56-66
F1	at Saint Louis*	W, 66-48
F3	at Memphis*	L, 56-91
F8	Marquette*	W, 62-44
F10	DePaul*	W, 75-63
F15	UAB*	W, 69-49
F17	USF*	W, 74-46
F22	at Tulane*	L, 57-65
F24	at Southern Miss*	L, 47-50
M1	vs. Memphis^	W, 58-46
M2	vs. Houston^	L, 65-68

% - Whatburger Aggie Classic (College Station, Texas)
 # - Paradise Classic (Honolulu, Hawai'i)
 * - Conference USA game
 ^ - Conference USA Championships (Chicago, Ill.)

2002-03
NCAA Tournament First Round
Conference USA Regular-Season Champions
Overall: 21-9; Conference USA: 12-2
Home: 12-0; Away: 7-8; Neutral: 2-1
Coach: Katie Meier
Captains: Alicia Abernathy, Peaches Harris, Monica League

N15	at Georgia Tech@	L, 57-67
N23	vs. Murray State\$	W, 61-44
N24	at Iowa\$	L, 70-85
N27	Appalachian State	W, 70-56
N30	South Carolina State	W, 78-55
D3	at Davidson	L, 76-81
D6	at VCU	W, 66-62
D8	Gardner-Webb	W, 93-58
D16	at FIU	L, 58-71
D21	James Madison	W, 68-67
D31	at No. 12 Vanderbilt	L, 43-66
J3	Texas A&M	W, 93-72
J5	at UNC Asheville	W, 85-47
J10	East Carolina*	W, 83-57
J19	at East Carolina*	W, 79-63
J24	at Houston*	W, 76-70
J26	at TCU*	W, 64-61
J31	Memphis*	W, 73-68 (ot)
F2	Saint Louis*	W, 70-58
F7	Cincinnati*	W, 67-62
F9	Louisville*	W, 80-65
F14	at DePaul*	L, 68-83
F16	at Marquette*	W, 70-58
F21	at USF*	L, 59-69
F23	at UAB*	W, 77-56
F28	Southern Miss*	W, 80-54
M2	Tulane*	W, 86-80
M7	vs. Marquette^	W, 67-65
M8	vs. TCU^	L, 65-78
M22	at No. 19 Georgia#	L, 61-80

@ - Preseason WNIT (Atlanta, Ga.)
 \$ - Hawkeye Challenge (Iowa City, Iowa)
 * - Conference USA game
 ^ - Conference USA Championships (Memphis, Tenn.)
 # - NCAA Midwest Region (Athens, Ga.)

2003-04
Women's National Invitation Tournament
Overall: 17-14; Conference USA: 8-6
Home: 10-3; Away: 4-10; Neutral: 3-1
Coach: Katie Meier
Captains: Monica League, Kysah Upchurch

N21	vs. Dartmouth%	W, 75-59
N22	at Seton Hall%	L, 67-77
N25	Davidson	W, 77-70
N28	Chicago State	W, 90-71
N30	at Old Dominion	L, 61-75
D3	at Michigan	L, 65-72
D7	VCU	W, 81-72
D11	Wichita State	W, 83-68



D14	South Carolina	L, 67-84
D21	UNC Wilmington	W, 53-48
D28	vs. George Mason!	L, 52-70
D29	vs. Stony Brook!	W, 88-77
J6	at James Madison	L, 64-71
J9	USF*	W, 72-64
J11	UAB*	W, 84-75
J16	at Southern Miss*	W, 59-57
J18	at Tulane*	W, 72-61
J25	at East Carolina*	L, 55-80
J31	No. 13 DePaul*	W, 74-70
F2	Marquette*	W, 59-56
F6	at Memphis*	L, 67-74
F8	at Saint Louis*	W, 77-74
F13	No. 25 Houston*	L, 58-62
F15	No. 22 TCU*	L, 91-100
F20	at Louisville*	L, 84-86
F22	at Cincinnati*	L, 56-80
F27	East Carolina*	W, 78-48
M4	vs. East Carolina^	W, 74-61
M5	at TCU^	L, 73-89
M17	at Clemson#	W, 78-71
M21	at Western Michigan#	L, 83-85 (ot)

% - Seton Hall Classic (South Orange, N.J.)

! - Saint Joseph's Hawk Classic (Philadelphia, Pa.)

* - Conference USA game

^ - Conference USA Championships (Fort Worth, Texas)

- WNIT (Clemson, S.C./Kalamazoo, Mich.)

2004-05

Women's National Invitation Tournament

Overall: 22-9; Conference USA: 9-5

Home: 12-2; Away: 7-6; Neutral: 3-1

Coach: Katie Meier

Captains: Monica League, Krystion Obie

N19	North Carolina A&T	W, 87-51
N21	at Wichita State	W, 83-60
N23	at Davidson	W, 78-72
N26	WKU	W, 91-74
N30	at South Carolina	W, 78-72
D3	Michigan	W, 60-47
D6	ETSU	W, 79-68
D8	at Murray State	W, 88-74
D20	vs. Puerto Rico-Mayaguez%	W, 98-43
D21	vs. Northwestern%	W, 72-64
D22	vs. Florida State%	L, 72-83
D29	vs. Florida A&M\$	W, 78-49
D30	at Florida\$	L, 72-86
J2	Austin Peay	W, 67-47
J7	Saint Louis*	W, 74-65
J9	Memphis*	W, 72-65
J14	at Marquette*	W, 60-54
J16	at No. 21 DePaul*	L, 64-103
J23	East Carolina*	W, 70-54
J28	Tulane*	W, 62-38
J30	Southern Miss*	W, 74-57
F5	at UAB*	W, 62-56
F7	at USF*	L, 59-68

F11	Louisville*	L, 60-63 (ot)
F13	Cincinnati*	W, 72-63
F18	at TCU*	L, 51-76
F20	at Houston*	L, 64-69
F26	at East Carolina*	W, 68-66
M3	Cincinnati^	W, 63-46
M4	Houston^	L, 73-76
M18	at Wake Forest#	L, 75-100

% - San Juan Shootout (San Juan, Puerto Rico)

\$ - State Farm Classic (Gainesville, Fla.)

* - Conference USA game

^ - Conference USA Championships (Charlotte, N.C.)

- WNIT (Winston-Salem, N.C.)

2005-06

Women's National Invitation Tournament

Overall: 21-9; Atlantic 10: 13-3

Home: 13-2; Away: 8-5; Neutral: 0-2

Coach: Amanda Butler

Captains: Pam Brown, Sakellie Daniels, Andrea Davidson, Krystion Obie

N19	Appalachian State	W, 84-58
N22	at WKU	L, 80-87
N25	at Loyola Marymount@	W, 82-74
N26	vs. UCLA@	L, 71-87
N30	Florida	L, 80-93
D2	at UNC Wilmington	W, 74-54
D5	Winthrop	W, 59-57
D7	Davidson	W, 79-60
D18	Old Dominion	L, 69-79
D28	Murray State	W, 90-65
D30	at Houston	W, 80-71
J3	Xavier*	W, 76-62
J6	at No. 23 Temple*	L, 69-77
J8	at Fordham*	W, 70-64
J15	Massachusetts*	W, 70-61
J20	Saint Joseph's*	W, 81-50
J22	at Saint Louis*	W, 86-57
J27	Richmond*	W, 60-56
J29	La Salle*	W, 77-57
F3	at Dayton*	W, 86-74
F5	at Xavier*	W, 76-72
F10	St. Bonaventure*	W, 73-39
F12	at Duquesne*	W, 79-72
F17	at Richmond*	L, 64-82
F19	Saint Louis*	W, 86-57
F24	Rhode Island*	W, 74-67
F26	at George Washington*	L, 65-69
M4	vs. Duquesne^	L, 45-56
M17	James Madison#	W, 70-62
M20	at WKU#	L, 68-81

@ - LMU Ayres Hotel Thanksgiving Tournament (Los Angeles, Calif.)

* - Atlantic 10 game

^ - Atlantic 10 Championships (Philadelphia, Pa.)

- WNIT (Charlotte, N.C./Bowling Green, Ky.)

2006-07

Women's National Invitation Tournament

Overall: 19-13; Atlantic 10: 9-5

Home: 13-2; Away: 5-8; Neutral: 1-3

Coach: Amanda Butler

Captains: Sabrina Gregory, Whitney Hoey, Courtney Williams

N10	Arkansas State	W, 76-65
N14	at Minnesota	L, 66-78
N17	Saint Francis (Pa.)	W, 82-72
N20	UNC Greensboro	W, 86-40
N24	vs. Wyoming%	L, 55-77
N25	at Colorado%	L, 65-78
D2	at Virginia Tech	L, 68-80
D4	Charleston Southern	W, 82-61
D9	at Davidson	L, 69-75
D17	Old Dominion	W, 68-64
D21	Houston	W, 81-58
D29	vs. Tulsa&	W, 85-65
D30	vs. Ball State&	L, 72-82
J2	at Clemson	W, 65-62
J5	Winthrop	W, 64-45
J9	Saint Louis*	W, 74-49
J12	Dayton*	W, 82-70
J14	Xavier*	W, 61-59
J18	at Richmond*	W, 65-60
J21	Duquesne*	W, 74-65
J26	at Rhode Island*	L, 78-91
J28	at Massachusetts*	W, 67-60
F3	at Saint Louis*	W, 77-65
F8	Fordham*	W, 78-46
F11	at Saint Joseph's*	L, 59-67
F15	No. 8 George Washington*	L, 59-64
F18	Temple*	L, 55-72
F22	at La Salle*	L, 62-71
F25	at St. Bonaventure*	W, 86-74
M3	vs. Saint Joseph's^	L, 64-76
M15	High Point#	W, 72-45
M19	at Virginia#	L, 72-74

% - Colorado Coors Classic (Boulder, Colo.)

& - Saint Peter's Holiday Classic (Jersey City, N.J.)

* - Atlantic 10 game

^ - Atlantic 10 Championships (Cincinnati, Ohio)

- WNIT (Charlotte, N.C./Charlottesville, Va.)

2007-08

Women's National Invitation Tournament

Overall: 18-14; Atlantic 10: 9-5

Home: 12-4; Away: 6-7; Neutral: 0-3

Coach: Karen Aston

Captains: Sabrina Gregory, Whitney Hoey

N9	vs. No. 20 Pittsburgh\$	L, 68-85
N10	at Penn State\$	L, 67-73
N11	vs. Arizona\$	L, 77-86 (ot)
N15	at Wake Forest	L, 52-56
N17	at Old Dominion	L, 59-80
N21	Hampton	W, 72-47
N24	Davidson	W, 69-53



N28	at UNC Greensboro	W, 70-45
D2	Minnesota	L, 66-80
D5	at UAB	W, 73-63
D16	Virginia Tech	W, 76-55
D20	Charleston Southern%	W, 84-55
D21	UTA%	L, 60-68
D30	at Arkansas State	W, 58-51
J2	Clemson	W, 62-58
J5	Winthrop	W, 82-45
J12	at Duquesne*	W, 67-57
J15	Massachusetts*	W, 53-44
J19	Saint Louis*	W, 62-56
J22	at Dayton*	W, 64-51
J26	at No. 17 George Washington	L, 54-76
J30	La Salle*	W, 74-52
F2	at Saint Louis*	L, 60-71
F6	at Temple*	L, 53-66
F9	St. Bonaventure*	W, 60-58
F12	Saint Joseph's*	W, 59-57
F17	at Xavier*	L, 62-71
F24	Rhode Island*	L, 63-65
F27	at Fordham*	W, 79-55
M1	Richmond*	W, 76-66
M8	vs. Dayton^	L, 53-77
M22	VCU#	L, 67-80

§ - WBCA Classic (University Park, Pa.)
 % - SpringHill Suites Holiday Classic (Charlotte, N.C.)
 * - Atlantic 10 game
 ^ - Atlantic 10 Championships (Philadelphia, Pa.)
 # - WNIT (Charlotte, N.C.)

2008-09
NCAA Tournament First Round
Atlantic 10 Tournament Champion
Overall: 23-9; Atlantic 10: 11-3
Home: 10-5; Away: 11-3; Neutral: 2-1
Coach: Karen Aston
Captains: Danielle Burgin, Traci Ray

N15	vs. Southern California!	W, 62-60
N16	at North Carolina State!	L, 55-62
N18	at Hampton	W, 69-46
N21	UAB	W, 79-57
N26	Wake Forest	L, 67-75
N28	vs. Fresno State+	W, 70-69
N29	at SMU+	W, 76-74
D6	at UNC Asheville	W, 72-50
D9	at Davidson	W, 72-64
D13	Charleston Southern	W, 91-43
D21	at South Carolina	L, 76-78
D28	No. 6 Notre Dame	L, 61-68
J2	at Clemson	W, 58-51
J5	North Carolina A&T	L, 80-87
J11	Xavier*	L, 49-67
J14	at Massachusetts*	W, 67-53
J17	at Rhode Island*	W, 60-39
J20	Saint Louis*	W, 66-56
J24	Dayton*	W, 60-57
J27	at Richmond*	W, 62-55

J31	Fordham*	W, 60-38
F3	at Saint Louis*	W, 70-58
F7	Duquesne*	W, 83-78
F14	at La Salle*	W, 67-62 (ot)
F18	Temple*	L, 73-77
F21	at Saint Joseph's*	W, 69-55
F25	George Washington*	W, 59-57
F28	at St. Bonaventure*	L, 65-73
M7	Duquesne^	W, 81-57
M8	Temple^	W, 73-50
M9	Richmond^	W, 59-54
M21	vs. Purdue#	L, 52-65

! - Wolfpack Invitational (Raleigh, N.C.)
 + - Hoops for the Cure Tournament (Dallas, Texas)
 * - Atlantic 10 game
 ^ - Atlantic 10 Championships (Charlotte, N.C.)
 # - NCAA Oklahoma City Region (Chattanooga, Tenn.)

2009-10
Women's National Invitation Tournament
Overall: 18-14; Atlantic 10: 9-5
Home: 13-2; Away: 3-9; Neutral: 2-3
Coach: Karen Aston
Captains: Erin Floyd, Jabrenta Hubbard, Aysha Jones, Ashley Spriggs

N13	at East Carolina	L, 61-84
N16	South Carolina	L, 66-70 (ot)
N20	at Appalachian State	W, 74-57
N23	at No. 10 Duke	L, 44-57
N26	vs. South Dakota State@	L, 56-60
N27	vs. Indiana@	L, 61-72
D2	Presbyterian	W, 72-36
D5	UNC Asheville	W, 59-37
D8	Western Carolina	W, 64-62
D12	Southern Miss	W, 72-53
D20	at No. 4 Notre Dame	L, 31-90
D29	vs. Central Connecticut State&	W, 66-51
D30	at Virginia Tech&	L, 54-56
J4	Clemson	W, 64-57
J9	at Duquesne*	L, 68-70 (2ot)
J13	La Salle*	W, 69-60
J16	at George Washington*	W, 52-42
J20	at Fordham*	W, 69-34
J23	Saint Joseph's*	W, 67-58
J26	Richmond*	W, 60-46
J30	Saint Louis*	W, 63-56
F3	at Dayton*	L, 55-70
F6	Rhode Island*	W, 57-44
F10	St. Bonaventure*	W, 64-58
F13	at Temple*	L, 68-79
F18	at Saint Louis*	L, 63-65
F24	at No. 5 Xavier*	L, 61-81
F28	Massachusetts*	W, 85-51
M6	vs. Saint Joseph's^	W, 87-85
M7	vs. No. 7 Xavier^	L, 49-51
M18	Gardner-Webb#	W, 74-60
M21	North Carolina A&T#	L, 70-79

@ - Junkanoo Jam (Freeport, Bahamas)
 & - Hilton Garden Inn Classic (Blacksburg, Va.)
 * - Atlantic 10 game
 ^ - Atlantic 10 Championships (Upper Marlboro, Md.)
 # - WNIT (Charlotte, N.C.)

2010-11
Women's National Invitation Tournament Semifinals
Overall: 27-10; Atlantic 10: 9-5
Home: 13-4; Away: 11-4; Neutral: 3-2
Coach: Karen Aston
Captains: Kendria Holmes, Shannon McCallum

N11	Iona§	W, 72-40
N15	at Florida§	L, 70-76
N19	Hampton§	W, 64-57
N23	Savannah State	W, 79-41
N27	No. 6 Duke	L, 55-61
N30	at North Carolina A&T	W, 89-58
D2	at UNC Wilmington	W, 66-50
D5	East Carolina	W, 79-61
D8	at Western Carolina	W, 66-51
D11	VCU	W, 68-65
D19	at Arkansas State	W, 62-44
D22	Maryland-Eastern Shore	W, 74-36
D29	vs. Old Dominion%	L, 75-81
D30	vs. Nicholls State%	W, 80-54
J2	Virginia Tech	W, 60-58
J7	Temple*	L, 57-60
J12	Fordham*	W, 74-41
J15	at Saint Joseph's*	W, 66-57
J19	at Rhode Island*	W, 64-50
J22	No. 6 Xavier*	L, 61-82
J26	at Richmond*	W, 73-62
J30	at Saint Louis*	W, 75-38
F5	at Massachusetts*	W, 80-53
F9	George Washington*	W, 71-55
F12	Dayton*	W, 73-52
F16	at La Salle*	L, 84-85
F19	Saint Louis*	W, 70-53
F23	Duquesne*	L, 63-76
F26	at St. Bonaventure*	L, 65-80
M4	vs. Massachusetts^	W, 77-66
M5	vs. Richmond^	W, 68-63
M6	vs. No. 6 Xavier^	L, 53-69
M16	Liberty#	W, 62-56
M20	at South Carolina#	W, 69-57
M24	Florida#	W, 81-77 (ot)
M26	at Virginia#	W, 79-74
M30	at Toledo#	L, 60-83

§ - Preseason WNIT (Charlotte, N.C./Gainesville, Fla.)
 % - Doubletree Classic (New Orleans, La.)
 * - Atlantic 10 game
 ^ - Atlantic 10 Championships (Lowell, Mass.)
 # - WNIT (Charlotte, N.C./Columbia, S.C./Charlottesville, Va./Toledo, Ohio)



2011-12

Women's National Invitation Tournament

Overall: 16-14; Atlantic 10: 8-6

Home: 10-4; Away: 5-7; Neutral: 1-3

Coach: Cara Consuegra

Captains: Katie Meador, Epiphany Woodson

N11	Presbyterian	W, 58-42
N13	Arkansas State	W, 78-48
N16	at Virginia Tech	W, 71-65 (ot)
N19	Elon	W, 89-58
N22	at VCU	W, 68-58
N25	at Long Island+	L, 72-81
N26	vs. Florida+	L, 73-82
D4	at Florida State	L, 62-64
D7	UNC Wilmington	L, 73-74
D19	at No. 12 Ohio State	L, 58-88
D21	North Carolina A&T	W, 87-63
D29	vs. Auburn\$	L, 58-68
D30	vs. Albany\$	W, 61-59
J3	Furman	W, 89-53
J7	at Xavier*	W, 58-54
J11	Saint Louis*	W, 61-52
J14	at George Washington*	W, 61-60
J18	La Salle*	W, 77-66
J21	St. Bonaventure*	L, 63-68
J25	at Fordham*	W, 61-41
J29	at Temple*	L, 55-65
F1	Massachusetts*	W, 80-58
F4	Rhode Island*	W, 72-35
F8	at Dayton*	L, 68-91
F11	at Duquesne*	L, 53-81
F18	Saint Joseph's*	L, 73-85
F22	at Saint Louis*	L, 69-70 (ot)
F26	Richmond*	W, 77-62
M2	vs. Saint Louis^	L, 59-64
M15	Wake Forest#	L, 61-72

+ - Courtyard LaGuardia Turkey Classic (Brooklyn, N.Y.)

\$ - FIU Sun and Fun Classic (Miami, Fla.)

* - Atlantic 10 game

^ - Atlantic 10 Championships (Philadelphia, Pa.)

- WNIT (Charlotte, N.C.)

2012-13

Women's National Invitation Tournament

Sweet 16

Overall: 26-6; Atlantic 10: 13-1

Home: 14-4; Away: 11-0; Neutral: 1-2

Coach: Cara Consuegra

Captains: Amanda Dowe, Jai Forney, Jennifer Hailey

N10	North Carolina Central	W, 80-31
N14	at TCU	W, 82-68
N17	FGCU	W, 79-60
N24	Kansas State	L, 63-67
N28	at UCF	W, 62-59
D2	Florida State	L, 54-70
D5	at UNC Wilmington	W, 63-58
D8	Stetson	W, 81-73
D18	at North Carolina A&T	W, 57-47

D21	Davidson	W, 69-54
D29	vs. Toledo+	L, 66-76
D30	vs. Mississippi Valley State+	W, 63-48
J3	Coppin State	W, 70-53
J6	Colgate	W, 57-33
J13	Fordham*	L, 56-59
J16	at Rhode Island*	W, 53-42
J20	Xavier*	W, 67-55
J27	at Saint Louis*	W, 71-54
J30	at St. Bonaventure*	W, 64-57
F3	Duquesne*	W, 63-54
F6	Temple*	W, 66-43
F10	at Saint Joseph's*	W, 71-66
F13	Butler*	W, 59-49
F17	George Washington*	W, 68-56
F20	at Massachusetts*	W, 79-60
F24	at La Salle*	W, 73-56
F28	VCU*	W, 63-54
M3	at Richmond*	W, 64-55
M9	vs. Temple^	L, 47-48
M21	Appalachian State#	W, 79-61
M24	Davidson#	W, 72-60
M27	Florida#	L, 65-67

+ - GSU Holiday & Hoops Tournament (Atlanta, Ga.)

* - Atlantic 10 game

^ - Buick Atlantic 10 Championships (Philadelphia, Pa.)

- WNIT (Charlotte, N.C.)

2013-14

Women's National Invitation Tournament

Overall: 15-16; Conference USA: 9-7

Home: 10-4; Away: 5-10; Neutral: 0-2

Coach: Cara Consuegra

Captains: Hillary Sigmon, Gabby Tyler

N8	Liberty	W, 66-56
N10	at Kansas State	L, 65-73
N13	at Minnesota	L, 55-90
N20	at FGCU	L, 73-78
N23	UCF	W, 62-52
N26	Winthrop	W, 63-60
N30	vs. Cincinnati+	L, 64-71
D1	at UNLV+	W, 80-75
D8	No. 12/10 South Carolina	L, 61-76
D17	at Stetson	L, 81-83
D21	at Davidson	W, 76-60
D29	Furman	L, 75-76
J3	UNC Wilmington	W, 78-57
J8	Old Dominion*	W, 80-59
J11	North Texas*	W, 61-59
J15	at UTSA*	L, 60-61
J18	at UTEP*	W, 92-86
J22	Tulane*	L, 76-78 (OT)
J25	Rice*	W, 58-53
F1	at East Carolina*	L, 62-71
F8	Southern Miss*	L, 52-72
F13	at Louisiana Tech*	W, 85-61
F15	at Marshall*	L, 69-71
F19	Florida Atlantic*	W, 74-63

F22	at Middle Tennessee*	L, 46-48
F26	FIU*	W, 79-68
M1	Marshall*	W, 87-57
M5	at Tulsa*	L, 57-68
M7	at UAB*	W, 64-60
M12	vs. Louisiana Tech^	L, 55-64
M21	at St. Bonaventure#	L, 62-81

+ - Lady Rebel Round-Up (Las Vegas, Nev.)

* - Conference USA game

^ - Conference USA Championships (El Paso, Texas)

- WNIT (St. Bonaventure, N.Y.)

2014-15

Overall: 15-17; Conference USA: 10-8

Home: 8-6; Away: 6-7; Neutral: 1-4

Coach: Cara Consuegra

Captains: Hillary Sigmon, Olivia Rankin

N14	at Liberty	W, 79-77
N18	North Carolina State	L, 63-70
N21	Elon	L, 54-67
N27	vs. Montana#	L, 58-67
N28	vs. Wake Forest#	L, 58-65
N29	vs. Princeton#	L, 43-73
D4	at No. 1/2 South Carolina	L, 61-82
D7	Charleston Southern	W, 75-43
D15	at Ball State	L, 66-76
D18	Presbyterian	W, 66-50
D21	Davidson	W, 86-51
D29	at Utah	L, 52-54
J4	at Old Dominion*	L, 57-66
J8	No. 25/RV WKU*	L, 61-76
J10	Marshall*	W, 74-56
J15	at North Texas*	W, 67-58
J17	at Rice*	W, 62-59
J22	UAB*	L, 52-60
J24	Middle Tennessee*	L, 54-84
J29	at Florida Atlantic*	L, 68-71
J31	at FIU*	W, 81-62
F7	Old Dominion*	W, 82-67
F12	UTEP*	L, 72-75
F14	UTSA*	W, 74-54
F19	at Louisiana Tech*	L, 61-71
F21	at Southern Miss*	W, 83-72
F26	North Texas*	W, 71-46
F28	Rice*	W, 74-59
M5	at WKU*	L, 72-80
M7	at Marshall*	W, 66-58
M11	vs. Marshall^	W, 67-52
M12	vs. WKU^	L, 67-70

- Triple Crown Cancun Challenge Mayan Tournament (Riviera Maya, Mexico)

* - Conference USA game

^ - Conference USA Championships (Birmingham, Ala.)

CHARLOTTE



WOMEN'S BASKETBALL

2015-16

UNC Charlotte



1,000 full-time faculty members in seven professional colleges: 80 Bachelor Degrees, 64 Masters Programs, & 21 Doctoral Programs.



UNC Charlotte is located on nearly 1,000 beautifully landscaped acres 10 miles from downtown Charlotte, NC



With over 28,000 students, UNC Charlotte is consistently ranked among the top academic institutions in the Southeast and boasts two US Professors of the Year and one North Carolina Professor of the Year.



Since 2000, UNC Charlotte's campuses have seen nearly \$800 million in new, completed construction, including a \$65 million student union. Almost \$45 million additional construction is currently in either the building or design phase.

The University Career Center uses cooperative education, the 49ership Program, career prospector externships and academic internships to assist in career exploration.



Charlotte

The 17th largest city in the U.S., Charlotte is the largest trading center in the southeast and second-largest financial center in the U.S. (NYC) Charlotte is home to two of the largest banks in the nation - Bank of America and Wells Fargo. It is the largest and most accessible city between Washington, D.C. and Dallas, Texas, earning the nickname, "International Gateway to the South." Eight Fortune 500 corporations are in the Charlotte area.

Charlotte was incorporated in 1768, named in honor of the wife of King George III, the reigning English monarch. Even though the residents disagreed with laws set forth by Britain, naming the town Charlotte was in hopes to win favor with the king.



BIG EVENTS IN QUEEN CITY

Barack Obama delivered a campaign speech on campus days before the 2008 election which made him President of the United States. He and his wife, Michelle, chose Charlotte to host its first Democratic National Convention, in September 2012.

GREAT PLACE TO LIVE AND WORK

The U.S. Conference of Mayors called Charlotte the "Most Livable City," while Fortune magazine named it the city with "#1 Pro-Business Attitude" in the U.S. and relocate-America.com chose it as the "Best place to Live in America" with CNNMoney.com putting Charlotte No. 8 on the top 100 "Best Places to Live and Launch."

**Charlotte's
got a lot.**

charlottesgotalot.com





CHARLOTTE IS A SPORTS HAVEN

In addition to the 49ers, the region has hosted some of colleges finest events and boasts a variety of professional sports franchises.

- Carolina Panthers (NFL)
- Charlotte Hornets (NBA)
- Charlotte Knights (AAA Baseball)
- Charlotte Hounds (MLL)
- Charlotte Checkers (AHL)
- Charlotte Independence (Soccer)
- Charlotte Eagles (Soccer)
- NASCAR Hall of Fame
- Charlotte Motor Speedway
- U.S. National Whitewater Center



Cam Newton/BOA Stadium Photos courtesy of Carolina Panthers
 Campaign speech photo courtesy of University Public Relations
 Hall of Fame photo shot by 49ers Sports Information
 Speedway Photo courtesy Harold Hinson Photography
 Speedway photo coutesy Visit Charlotte

- 1994** Men's Basketball Final Four
- 1996** Women's Basketball Final Four
- 1999** Men's Soccer College Cup
- 2000** Men's Soccer College Cup
- 2008** Men's Basketball Regional Finals
- 2011** Men's Basketball 2nd & 3rd Rounds
- 2015** Men's Basketball 2nd & 3rd Rounds

49er Pride

ALL-AMERICANS

Baseball

Barry Shifflett, 1985
 Tim Collie, 1995
 Joey Anderson, 1996
 James Matan, 1998
 Bo Robinson, 1998
 Brad McElroy, 2007
 Adam Mills, 2007
 Chris Taylor, 2008
 Andrew Smith, 2011

Men's Basketball

Cedric Maxwell, 1977
 Bryon Dinkins, 1988
 Jarvis Lang, 1991
 DeMarco Johnson, 1998
 Curtis Withers, 2004
 Eddie Basden, 2005

Women's Basketball

Paula Bennet, 1980
 Patricia Walker, 1982

Men's Cross Country

Kenneth Svendsen, 1999

Women's Cross Country

Molly Kerin, 1994, 95
 Kelly Travis, 1999

Golf

Andrew DiBitetto, 2007
 Corey Nagy, 2007,08,09,10
 Jonas Enander Hedin, 2008

Men's Soccer

Gabe Garcia, 1991
 Mac Cozier, 1994
 Jon Busch, 1996
 Ben Parry, 1997
 Chris Salvaggione, 2008
 Charles Rodriguez, 2011
 Kyle Parker, 2014

Women's Soccer

Christina Papp, 1998
 Courtney Crandall, 2002
 Hailey Beam, 2008

W. Indoor Track & Field

Cassie Ficken, 2005
 Shareese Woods, 2006,2007
 Sharonda Johnson, 2007
 Pat Springs, 2009
 Amanda Goetschius, 2010

M. Indoor Track & field

Will Montgomery, 2002
 Derrick Johnson, 2005
 Darius Law, 2010
 Trey McRae, 2015

W. Outdoor Track & Field

Molly Kerin, 1995
 Sharonda Johnson, 2004
 Courtney Patterson, 2006
 Shareese Woods, 2006, 2007
 Pat Springs, 2009

M. Outdoor Track & Field

Rephel Martin, 2000
 Will Montgomery, 2001, 2002
 Trey McRae, 2014
 Anthony Campbell, 2015
 K'Vonte Scott, 2015



Donnie Smith MLS draft pick New England Revolution



In 2015, Jordi Massalle Ferrer won 29 singles matches, third most in program history



Charlotte's volleyball spearheads "Dig Pink" and led the nation in fundraising in 3 of the last 5 years



Lefty Webster is a two-time all-Conference USA selection.

Football made the move to Conference USA and the FBS in 2015, just two years after starting the program



Jon Busch San Jose Earthquakes & Chicago Fire 2008 MLS Goalkeeper of the Year & 1996 NCAA College Cup



Macy Vonderschmidt is a two-time All-Conference USA pick



Cedric "Cornbread" Maxwell 1977 NCAA Final Four 1981 Boston Celtics NBA Finals MVP



Men's soccer advanced to the 2011 College Cup Final, the school's first national championship game in any sport



Charlotte vs. Marquette at the 1977 Final Four



Coach Hibbs won his 700th career game at Charlotte in April 2015.



Coach Price played 12 season in the NBA and was a four-time All-Star



John Maine - 2001 Conference USA Pitcher of the Year



Trey McRae is a two-time All-American at the NCAA Championships



Lindsay Beam-Ozimek



Golf NCAA Regional Championship Team

Former Harlem Globetrotter Charlie "Cobra" Coley

U.S. National Under-20 Team
3 Time Academic All-American
A-10 Scholar Athlete of the Year
NCAA Woman of the Year Finalist

NATIONAL TEAMS

Team USA

- De'Angelo Alexander, Basketball
- Jon Busch, Soccer
- DeMarco Johnson, Basketball
- Javis Lang, Basketball
- Will Montgomery, Track
- Jeff Mullins (Coach), Basketball
- Lindsey Beam-Ozimek, Soccer
- Jason Stanford, Baseball
- Henry Williams, Basketball
- Curtis Withers, Basketball
- Shareese Woods, Track

Team Canada

- Nick Sunseri, Cross Country

Team Liberia

- Abe Morlu, Track



Shareese Woods
Four-time All-America
2008 U.S. Indoor - Gold
2008 World Indoor - Bronze

49ers in the Pros

NBA

- Cedric Ball
- Eddie Basden
- Sean Colson
- Bryon Dinkins
- DeMarco Johnson
- Chad Kinch
- Cedric Maxwell
- Rodney White

MLB

- Stu Cole
- Mark Davidson
- Chris Haney
- Bryan Harvey
- Jeff Johnson
- John Maine
- Armando Rios
- Jason Stanford
- Sean Whiteside
- Ed Bean (Umpire)
- Field Culbreth (Umpire)

MLS

- Jon Busch
- Mac Cozier
- Floyd Franks
- Aiden Heaney
- Mira Mupier
- Evan James
- Donnie Smith

WNBA

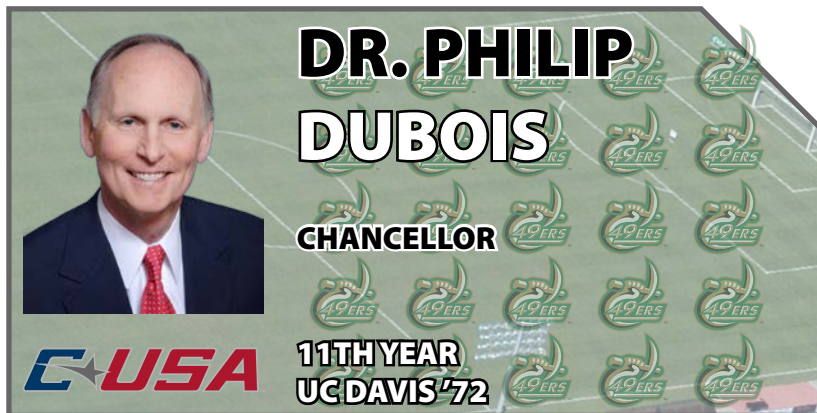
- Markita Aldridge
- Jameka Jones

PGA Tour

- Chris Tucker

WPFL

- Janine Repole



A native of Oakland, Calif., Philip L. Dubois attended the University of California, Davis, where he graduated in 1972 with highest honors with an undergraduate degree in political science, including election to Phi Beta Kappa. He then earned master's (1974) and doctoral (1978) degrees in the field from the University of Wisconsin-Madison.

Dubois began his academic career in 1976 at the University of California, Davis. Over the next 15 years, he rose through the faculty and administrative ranks to full professor and held various administrative posts, including associate vice chancellor for academic affairs.

In 1991, Dubois was recruited to UNC Charlotte, where he spent the next six and a half years as provost and vice chancellor for academic affairs. Under his leadership, UNC Charlotte opened its first classroom facility in Uptown Charlotte and launched its first doctoral programs.

In 1997, Dubois was named president of the University of Wyoming. In that role, he led the development and implementation of comprehensive academic, support services and capital construction plans for Wyoming's only university. Private contributions to the institution more than quadrupled during his tenure.

He was honored in 2004 by the Council for Advancement and Support of Education (CASE) with its District VI Chief Executive Leadership Award.

On March 18, 2005, Dubois was named UNC Charlotte's fourth chancellor, and he assumed that role on July 15. As the University's leader, Dubois has focused his efforts on building UNC Charlotte's visibility and support in the greater Charlotte region; has led long-range planning to accommodate expected enrollment of 35,000 students; has championed a number of key capital construction projects, including completion of EPIC and UNC Charlotte Center City, located in the heart of the Queen City; has improved the efficiency and effectiveness of critical business processes; and has implemented an intercollegiate football program, which started Fall 2013.

Dr. Dubois and his wife, Lisa Lewis Dubois, have three adult children: Logan, Taylor and Ali. They are the first family to occupy the chancellor's official campus residence, Bissell House.



ABOUT DUBOIS

Dr. Philip L. Dubois
Ph.D. and master's in political science (Wisconsin-Madison)
A.B. in political science (Univ. of California, Davis, 1972)

PREVIOUS EXPERIENCE

President, University of Wyoming, 1997-2005
Provost & Vice Chancellor, UNC Charlotte, 1991-1997
Executive Assoc. Dean for College of Letters and Science
University of California, Davis, 1990-91
Associate Vice Chancellor for Academic Programs
University of California, Davis, 1988-1990
Assistant Vice Chancellor; University of California, Davis, 1983-88

ATHLETIC TIES

NCAA Division I Board of Directors
President, Mountain West Conference, 1998-99
Attendee, NCAA President Mark Emmert 2011 Retreat

Board of Trustees

Ms. Karen A. Popp, Chair
Mr. Joe L. Price, Vice Chair
Ms. Laura A. Schulte, Secretary
Ms. Cathy Bessant
Mr. Martin L. Brackett, Jr.
Ms. Theresa Drew
Mr. David L. Hauser
Mr. Robert F. Hull, Jr.
Mr. Dhiaa M. Jamil
Ms. Mary Ann Rouse
Ms. Marion S. Sullivan
Mr. Michael L. Wilson
Mr. Mitchell J. Daratony, Student Body President, 2015-16





Charlotte 49ers Director of Athletics Judy Rose is one of the most successful and well-respected Athletics Directors in the nation. She was one of five finalists for the 2013 *SportsBusiness Journal's* Athletic Director of the Year Award.

At the time of her appointment in 1990, she was just the third female to be put in charge of a Division I program. In 1999-2000, she became the first female to serve on the NCAA Division I Men's Basketball Committee. She served a five-year term (2000-04) on that committee. She also completed a term as 2003-04 President of the National Association of College Directors of Athletics (NACDA) and was one of less than 70 university presidents and athletics administrators invited to NCAA President Mark Emmert's Summer 2011 Retreat.

Chief among her accomplishments with the university is the systematic growth of the 49ers program. That growth culminated with the unveiling of the Charlotte 49ers football program in 2013 that began as an FCS Independent and was fast-tracked to land in the FBS Conference USA in 2015. The football fieldhouse was named by donor Dale Halton in her honor: Judy W. Rose Football Center

With the 49ers, she has overseen the 49ers moves from the Sun Belt Conference to the Metro Conference to Conference USA to the Atlantic 10 and back to FBS C-USA in 2013-14. She has overseen the 49ers growth into a program that is fully-funded at the NCAA level for athletic scholarships. She has helped develop nearly \$100 million worth of athletic facilities which have enhanced playing venues, academic services, strength and conditioning programs and training and medical support to improve the experience of each and every student-athlete.

She is instrumental in attracting national sporting events to Charlotte such as the 1994 Men's Basketball Final Four, the 1996 Women's Basketball Final Four, the 1999 and 2000 Men's Soccer College Cups as well as a variety of NCAA Men's Basketball tournament rounds, including the recent 2015 NCAA Men's Basketball 2nd and 3rd rounds.

The 49ers have enjoyed similar success in competition and the classroom. Since Rose became A.D., 14 of the school's 17 athletic programs have either won a league title or been represented in NCAA play, or both. Prior to her stint as A.D., only two programs touted such success. Meanwhile, the athletic department now boasts a cumulative GPA of over 3.0-- and has for 18 straight semesters.

Along the way, Rose has reaped her share of awards, for professional success, contributions to the community and leadership. In June 2013 she earned the *Business Journal's* Lifetime Achievement Award at the Annual Women in Business Luncheon and was named to the *Business Journal's* Women in Business Class of 2013.

PERSONAL:

Winthrop University, B.S. degree; physical education, 1974
 Lettered in basketball
 Univ. of Tennessee, Master's; physical education, 1975
 Assistant woman's basketball coach to Pat Summitt

CAREER HIGHLIGHTS:

Named Charlotte 49ers Director of Athletics in 1990-91
 third woman to run NCAA Division I athletics program.
 NCAA Division I Men's Basketball Committee, 2000-04
 first woman to serve on committee
 Attendee, NCAA President Mark Emmert 2011 Retreat
 One of four Directors of Athletics invited
 President, NACDA, 2003-04
SportsBusiness Journal AD of the Year Finalist, 2013
 NACDA Southeast Region Athletic Director of the Year, 2001

NOTES:

The 49ers athletic department is fully-funded at the NCAA allowable levels for the first time in school history.

Keyed the 49ers successful bid to add football in 2013 and landed it in an FBS conference (C-USA) before it held its first practice.

Spearheaded nearly \$100 million worth of facilities construction, including Jerry Richardson Stadium/McColl-Richardson Field, James H. Barnhardt Center/Halton Arena, Irwin Belk Track and Field/Transamerica Field, the Wells Fargo Field House, Millmore-Wallis Athletics and Academic Training Center, Stubblefield Golf Center, Robert and Mariam Hayes Baseball Stadium, Halton-Wagner Tennis Complex and softball stadium renovations.

Helped attract 1994 NCAA Men's Final Four and 1996 NCAA Woman's Final Four, 1999 and 2000 NCAA Div. I Men's Soccer College Cups, the 1997 AAU Junior Olympics and a variety of NCAA Basketball Tournament rounds to Charlotte.





Conference USA enters its third decade in 2015-16 as it continues to compete and promote the success of its student-athletes. The league has adapted to the ever-changing landscape of collegiate athletics over its first 20 seasons, but the commitment to excellence, integrity, leadership and its student athletes in competition, academics and community is unwavering.

Conference USA enjoys a far-reaching fan base with its 14 members: Charlotte, FIU, Florida Atlantic, Louisiana Tech, Marshall, Middle Tennessee, North Texas, Old Dominion, Rice, Southern Miss, UAB, UTEP, UTSA and WKU.

Debuting in 1995, Conference USA teams have combined for 88 bowl appearances in football, 102 NCAA Tournament appearances in basketball, including three Final Fours, 63 NCAA baseball appearances including six College World Series berths, 79 NCAA soccer tournament appearances including four trips to the College Cup, and 35 individual national champions in track and field and cross country.

Success is not limited to athletic achievement, however, as 198 Conference USA student-athletes have garnered Academic All-America honors, 691 have achieved academic all-district laurels and thousands of student-athletes have earned a college degree.

Conference USA sponsors competition in 19 sports – nine for men (baseball, basketball, cross country, football, golf, soccer, tennis, and indoor and outdoor track and field) and 10 for women (basketball, cross country, golf, soccer, softball, swimming and diving, tennis, indoor and outdoor track and field and volleyball).

The league promotes the scholar-athlete ideal, honoring outstanding academic achievement with numerous conference-sponsored awards, including the Commissioner's Honor Roll and the Commissioner's Academic Medal as well as sport-specific All-Academic teams.

C-USA annually awards postgraduate scholarships, along with the Sport Academic Awards, Scholar-Athletes of the Year and the Institutional Academic Excellence Award. Additionally, Conference USA presents a Spirit of Service Award three times each year, recognizing student-athletes who excel on the field, in the classroom and give back to the community through significant service efforts and participation.

SUCCESS OFF THE FIELD

C-USA institutions are among the nation's best in academic performance of student-athletes, bolstered by the fact that student-athletes at league schools have a higher graduation rate than the general student population. Among C-USA's 5,000 student-athletes, there are champions off the playing field as well. In 20 years, nearly 30,000 student-athletes have been named to the Commissioner's Honor Roll or received the Commissioner's Academic Medal, indicative of outstanding achievement in the classroom.

C-USA ON TV

C-USA enjoys significant television exposure through partnerships with FOX Sports Media Group, CBS Sports Network, ESPN and American Sports Network (ASN). The multi-tiered selection process that is rooted in partnering with all four networks has substantially increased the number of national and regional appearances for football, men's and women's basketball, and all other conference sports.

C-USA membership include institutions within eight of the Top 40 media markets and four in the Top 25 according to Nielsen. C-USA home markets this year will include more than 13 million TV households, a 30 percent increase from two years ago.

C-USA DIGITAL NETWORK

The C-USA Digital Network officially launched in August of 2011. Network programming includes live streaming of non-televvised events, video on demand, a weekly C-USA studio show, podcasting, regular-season and championship event highlights, and conference-produced feature stories. In its first year, 1,164 events were streamed live and 8,126 videos were posted and available on the C-USA Digital Network, and those numbers have more than doubled. Monthly and yearly subscriptions provide fans access to events offered on all of the C-USA member institution's athletic websites as well as C-USA network programming.

C-USA IN THE COMMUNITY

The conference's current footprint is concentrated with 14 members in 10 states and a combined area population of more than 30 million. With a commitment to community involvement, the conference developed several initiatives to maintain strong ties in C-USA cities, as well as with fans and alumni across the country. C-USA schools also place a priority on giving back to their communities through volunteer service with local and national organizations. Individually, student-athletes are recognized each season through the Spirit of Service award.

A PROUD HISTORY

Conference USA was formed in 1995 and quickly emerged as one of the nation's top conferences. The conference unveiled its name, logo and commissioner April 24, 1995, in Chicago. The league's charter members were Charlotte, Cincinnati, DePaul, Houston, Louisville, Marquette, Memphis, Saint Louis, Southern Miss, Tulane, UAB and USF.

Eleven of the institutions began athletic participation in 1995, while Houston joined competition in the fall of 1996.

The league's headquarters were established in Chicago and, after nine years, relocated to the current office in Irving, Texas. Britton Banowsky was named Commissioner in October 2002, succeeding Mike Slive, the league's first commissioner.

C-USA added East Carolina (September, 1996) and the United States Military Academy (March, 1997) as football members. ECU began league competition in 1997; Army in 1998 and UAB began football play in 1999. The league brought in TCU and ECU (1999) for all sports and they began competition in 2001. USF started C-USA football in 2003. Marshall, Rice, SMU, Tulsa, UCF and UTEP became full-time Conference USA members for all sports in 2005. In 2013, charter member Charlotte returned to C-USA and was joined by new members FIU, Florida Atlantic, Louisiana Tech, Middle Tennessee, North Texas, Old Dominion and UTSA. WKU joined the league on July 1, 2014.



STAFF

Commissioner	Judy MacLeod
Senior Associate Commissioner	Alfred White
Senior Associate Commissioner	Kelly Carney
Senior Associate Commissioner	Robert Philippi
Associate Commissioner for Business Affairs	Catrina Gibson
Associate Commissioner for Public Affairs	Courtney Morrison Archer
Associate Commissioner for Sports Services	Keisha Dunlap
Asst. Commissioner for Football and Baseball Operations	Russ Anderson
Director of Communications	Olivia Breedlove
Director of Communications/Women's Basketball	Tim McNamara
Director of Sports Services	Kelly Ninemire
Director of Compliance and Sports Services	Frank Arredondo
Director of C-USA Digital Network	Jordan Foreman
Assistant Director of Marketing and Office Management	Katy Murphree
C-USA Digital Network Coordinator	Aaron Pryor
Digital Network Coordinator	Madi Morris
Assistant Director of Sports Services	Quintin Jordan
Business and Events Coordinator	Allyson Wilker
Communications Assistant	Taylor Brasher
Sports Services/Administrative Intern	Chris Ruemenapp
Multimedia/Creative Services Consultant	Erika Amstadt Hirschfeld

2015-16 WOMEN'S BASKETBALL SPORTS FORMAT


Teams (14): Charlotte, FIU, Florida Atlantic, Louisiana Tech, Marshall, Middle Tennessee North Texas, Old Dominion, Rice, Southern Miss, UAB, UTEP, UTSA and WKU

Divisions: One

Scheduling Format: Teams play all 13 members at least once, as well as a home-and-home series against five conference opponents for an 18-game schedule

Championship Format: All 14 teams qualify for the single-elimination tournament with the top six teams as seeded by regular season standings receiving a bye. The winner will gain the league's automatic bid to the NCAA Championship.

FORMER 49ERS IN THE PROS



Alicia Abernathy
Musel Pikes - Luxembourg



Markita Aldridge
Washington Mystics - WNBA



Pam Brown
MPC Celeritudo - Netherlands




Danielle Burgin
Hondarriba-Irun - Spain




Sakellie Daniels
BBVL Eagles - Germany



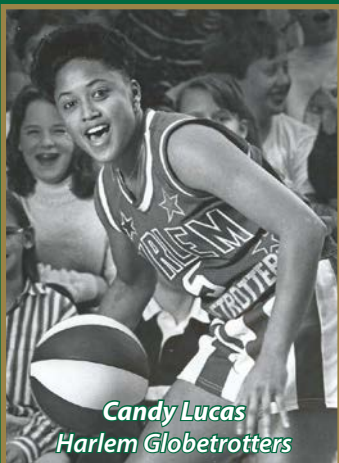
Aysha Jones
ODRA BRZEG - Poland



Jameka Jones
Miami Sol - WNBA



Monica League
Brahe Basket - Sweden



Candy Lucas
Harlem Globetrotters




Shannon McCallum
Sosnowiec - Poland



Ashley Spriggs
TSVE Bielefeld - Germany



UNDER CONSUEGRA



Amanda Dowe
Saarlouis - Germany



Jennifer Hailey
G.U.S. Cagliari - Italy



Ny Hammonds
Energy Ivanovo - Russia



Hillary Sigmon
TH Wohnbau Angels BG Donau-Ries e.V.
Germany



**HYPER
DUNK**
QUICK.
CREATIVE.
VERSATILE.

2015 **49ERS** 2016

CHARLOTTE

WOMEN'S BASKETBALL

NOV 6	SAINT LEO (EXH.)	7 PM	Jan 21	at Marshall *	6 PM
NOV 13	BALL STATE	5:30 PM	Jan 23	at WKU *	3 PM
NOV 15	ROBERT MORRIS	4 PM	JAN 28	FIU *	7 PM
Nov 19	at Elon	7 PM	JAN 30	FLORIDA ATLANTIC *	7 PM
NOV 23	MIAMI (FLA.)	7 PM	Feb 6	at Old Dominion *	4 PM
GSU THANKSGIVING CLASSIC			Feb 11	at Rice *	8 PM
(Atlanta, Ga.)			Feb 13	at North Texas *	3 PM
Nov 28	Mercer	3 PM	FEB 18	MARSHALL *	7 PM
Nov 29	Georgia State	3 PM	FEB 20	WKU *	7 PM
DEC 2	NORTH CAROLINA CENTRAL	7 PM	Feb 25	at UTSA *	8 PM
Dec 6	at North Carolina State	2 PM	Feb 27	at UTEP *	4:05 PM
DEC 8	COLLEGE OF CHARLESTON	7 PM	MAR 3	RICE *	7 PM
Dec 20	at Davidson	2 PM	MAR 5	NORTH TEXAS *	7 PM
Dec 29	at Missouri	6:30 PM	CONFERENCE USA CHAMPIONSHIPS		
JAN 3	OLD DOMINION *	1 PM	(Birmingham, Ala.)		
JAN 7	SOUTHERN MISS *	NOON	Mar 8 - Mar 12		
JAN 9	LOUISIANA TECH *	7 PM	HOME Away		
Jan 14	at Middle Tennessee *	7:30 PM	Home games in bold played inside Halton Arena		
Jan 16	at UAB *	3 PM	* Indicates Conference game		
			All times Eastern and subject to change For tickets visit charlotte49ers.com or call 704-687-4949		



f / CHARLOTTE49ERS

🐦 @CHARLOTTE49ERS

#STATEOFCHARLOTTE