

TOLEDO

MORE THAN A

GAME

TRENT VOSS
Defensive End



TREYVON HESTER
Defensive Tackle



KAREEM HUNT
Running Back



TOLEDO FOOTBALL

2015 MEDIA GUIDE

#GoRockets

#MoreThanAGame



2015 TOLEDO FOOTBALL SCHEDULE

Date	Opponent	Time
Sept. 3	STONY BROOK	7:00 p.m.
Sept. 12	at Arkansas (SEC Network-Alt.)	4:00 p.m.
Sept. 19	IOWA STATE (ESPNNews)	8:00 p.m.
Sept. 26	ARKANSAS STATE	TBA
Oct. 3	at Ball State *	3:00 p.m.
Oct. 10	KENT STATE * (HC)	3:00 p.m.
Oct. 17	EASTERN MICHIGAN *	TBA
Oct. 24	at UMass * (Foxboro, MA)	TBA
Nov. 3	NORTHERN ILLINOIS * (ESPN2)	8:00 p.m.
Nov. 10	at Central Michigan * (ESPN2/U)	8:00 p.m.
Nov. 17	at Bowling Green * (ESPN2/U)	TBA
Nov. 27	WESTERN MICHIGAN *	TBA
Dec. 4	MAC Championship Game# (ESPN2)	TBA

Schedule subject to change.

All times at ET.

* Mid-American Conference Game

West Division champion vs. East Division champion, Ford Field, Detroit, MI (ESPN2)

IMPORTANT DATES

Players report to preseason camp

Tuesday, Aug. 4

First day of Practice

Wednesday, Aug. 5

Media Day

Saturday, Aug. 8

UT fall classes begin

Monday, Aug. 24

Season Opener vs. Stony Brook

Thursday, Sept. 3

FOLLOW THE ROCKETS

Online	utrockets.com	
Twitter	@ToledoRockets @ToledoFB @UTMattCampbell @UTPaulHelgren	
Facebook	UTRockets	
YouTube	UTRockets	
Instagram	@UTRockets	

WE ARE UT! (4-19)

2015 Schedule/Important Dates	2
Quick Facts/Future Schedules	5
This is Rocket Football!	6
Great Rocket Victories!	7
Rockets in the Community	8
Academics	9-10
The Glass Bowl	11-12
Larimer Athletic Complex	13-14
Fetterman Training Center	15-16
The University	17-18
Mid-American Conference	19

2015 SEASON OUTLOOK (20-40)

Season Outlook Story	20-24
Pre-Season Depth Chart	25-26
Q&A with Coach Campbell	27-31
Rocket Notebook	32-33
Alphabetical Roster	34-35
Numerical Roster	36-37
Geographical Roster	38
Roster by Class	39
Roster Miscellany/Pronunciation Guide	40



PAGE 13: Toledo's new locker rooms, part of the renovated Larimer Athletic Complex that opened in August of 2014.

THE COACHING STAFF (41-60)

Head Coach Matt Campbell	41-47
Assistant Coaches/Football Staff	48-59
Rocket Football Families	60

PLAYER PROFILES (61-104)

Returning Players	61-96
Newcomers	97-104

2014 IN REVIEW (105-130)

Season Review	106
Game-By-Game Reviews	107-119
Results and Statistics	120-130

ROCKET HISTORY (131-163)

History of Champions/Timeline	132-137
35 Wins In A Row!	138
History of the Glass Bowl	139-142
Rocket All-Americans	143
Rocket All-MAC Honorees	144-147
Postseason Honors	148-149
Heisman Votes/Retired Jersey Numbers	149
Academic Honors	150-152
All-time Letterwinners	153-159
Team Awards	160-163
Team Captains	164-165
All-Time Coaching Greats	166-167
Assistant Coaches All-Time List	168-171
Rockets In The NFL	172-173
Rockets In The Pros/NFL Draft	174-175
Toledo's Bowl Appearances	176-179



PAGE 41: Matt Campbell has a 26-13 record as head coach of the Rockets.



PAGE 106: Toledo's defense stopped Arkansas State in the 2015 GoDaddy Bowl.

THE UNIVERSITY/MEDIA INFORMATION (229-249)

University History and Traditions	230
Athletic Traditions	231-235
President Sharon Gaber	236
Vice President and Athletic Director Mike O'Brien	237-238
Student-Athlete Academic Services	239
NCAA Compliance	240
Sports Medicine	241
Strength and Conditioning	242
Media Information	243-246
Directions to the Glass Bowl	247
City of Toledo	248
Rockets in Cyberspace/Social Media	249

University of Toledo Mission Statement

"The mission of The University of Toledo is to improve the human condition; to advance knowledge through excellence in learning, discovery and engagement; and to serve as a diverse, student-centered public metropolitan research university."

The Mission Statement of the Intercollegiate Athletics Department

"The University of Toledo Department of Intercollegiate Athletics is committed to providing a broad-based athletes program for men and women that strives for academic and competitive excellence at conference, regional and national levels."

The University of Toledo is committed to a policy of equal opportunity in education, employment, membership and contracts, and no differentiation will be made based on race, color, religion, sex, age, national origin, sexual orientation, veteran status or the presence of a disability. The university will take affirmative action as required by state or federal law.

THE RECORD BOOK (180-228)

All-Time Record by Season	181-182
All-Time Coaching Records	183-185
Year-By-Year Scores	186-195
Records/Polls	196
Streaks/Comebacks	197
Attendance Records	198-199
Team Records	200-203
Individual Records	204-214
Individual Records by UT Opponents	215
When Was the Last Time?	216
Glass Bowl Records	217
Homecoming Results	217
Annual Statistical Leaders	218-225
MAC Championship Game	226
UT Record vs. Opponents and Conferences	227-228

Credits: The 2015 Toledo Football Guide was written and edited by Paul Helgren. Front Cover Design: Stephanie Delo. Editorial Assistance: Brian DeBenedictis, Steve Easton, Adam Hawkins, Sasha Mandros. Cover Photography: Daniel Miller. Inside Photographs: Daniel Miller, UT Photography. Special thanks to Scott Grau for permission to use his photos. Thanks to NFL teams for additional photographs.



PAGE 205: Junior Kareem Hunt rushed for 1,631 yards in 2014, the second-highest total in Toledo history.

TOLEDO QUICK FACTS

UNIVERSITY INFORMATION

Location: Toledo, Ohio 43606-3390
Population: 287,208 (city); 651,409 (metro)
Founded: 1872
Enrollment: 18,783
Conference: Mid-American (West Division)
Nickname: Rockets
Colors: Midnight Blue and Gold
Mascot: Rocky the Rocket
Stadium (built): Glass Bowl (1937)
Stadium Capacity/Surface: 26,244/Field Turf
Ticket Office Phone: (419) 530-GOLD
President: Dr. Sharon Gaber
Vice-President and Athletic Director: Mike O'Brien
Faculty Representative: Celia Regimbal

COACHING STAFF

Head Coach: Matt Campbell (Mount Union '02)
Record at Toledo: 26-13 (fourth season)
Overall Coaching Record: Same
For Interviews: Call Paul Helgren (419) 530-4918
Assistant Coaching Staff:

- Jason Candle - Offensive Coordinator/Quarterbacks Coach - PRESS BOX
- Jon Heacock - Defensive Coordinator/Safeties Coach - PRESS BOX
- Bryan Gasser - Tight Ends Coach/Special Teams Coordinator - FIELD
- Anthony Johnson - Running Backs Coach - FIELD
- Tom Manning - Offensive Line Coach - PRESS BOX
- D.K. McDonald - Cornerbacks Coach - FIELD
- Eli Rasheed - Defensive Line Coach - FIELD
- Derek Sage - Wide Receivers Coach - FIELD
- Tyson Veidt - Linebackers Coach/Recruiting Coordinator - FIELD

Strength Coach: Rudy Wade

FOOTBALL INFORMATION

2014 Record: 9-4
2014 MAC Record: 7-1
2014 Home Record: 5-1
2014 Road Record: 4-3
2015 Letterwinners Returning: 47 (19 off., 26 def., 2 spec.)
2014 Letterwinners Lost: 13 (8 off., 4 def., 1 spec.)
2015 Starters Returning: 15 (5 off., 8 def., 2 spec.)
2014 Starters Lost: 10 (6 off., 3 def., 1 spec.)
Offensive/Defensive Sets: Spread / Multiple

UT ATHLETIC COMMUNICATIONS

Associate AD/Communications: Paul Helgren
E-Mail: paul.helgren@utoledo.edu
Twitter: @UTPaulHelgren
Office Phone Number: (419) 530-4918
Mobile Phone Number: (419) 262-3861
Athletic Communications Fax: (419) 530-4930
Press Box Phone Number: (419) 530-3732
Internet Address: www.utrockets.com

2014 TOLEDO FOOTBALL RESULTS

Record: 9-4, 7-1 MAC

Date	Opponent	Score
Aug. 30	NEW HAMPSHIRE	W, 54-20
Sept. 6	MISSOURI	L, 49-24
Sept. 12	at Cincinnati	L, 58-34
Sept. 20	BALL STATE*	W, 34-23
Sept. 27	CENTRAL MICHIGAN*	W, 42-28
Oct. 4	at Western Michigan*	W, 20-19 (OT)
Oct. 11	at Iowa St.	L, 37-30
Oct. 25	UMASS* (Homecoming)	W, 42-35
Nov. 4	at Kent State*	W, 30-20
Nov. 11	at Northern Illinois*	L, 27-24
Nov. 19	BOWLING GREEN*	W, 27-20
Nov. 28	at Eastern Michigan*	W, 52-16
Jan. 4	vs. Arkansas State GoDaddy Bowl, Mobile, AL	W, 63-44

HOME GAMES IN BOLD CAPS

* Mid-American Conference Game

2014 MAC STANDINGS

West Division

Team	MAC	Overall
Northern Illinois	7-1	11-3
Toledo	7-1	9-4
Western Michigan	6-2	8-5
Central Michigan	5-3	7-6
Ball State	4-4	5-7
Eastern Michigan	1-7	2-10

East Division

Team	MAC	Overall
Bowling Green	5-3	8-6
Ohio	4-4	6-6
Buffalo	3-4	5-6
Akron	3-5	5-7
UMass	3-5	3-9
Miami	2-6	2-10
Kent State	1-6	2-9

FUTURE NON-CONFERENCE SCHEDULES

2016 Sept. 3 - at Arkansas State Sept. 10 - MAINE Sept. 17 - FRESNO STATE Sept. 30 - at BYU	2018 Aug. 30 - VMI Sept. 15 - MIAMI (FL) Sept. 22 - NEVADA Sept. 29 - at Fresno State
2017 Aug. 31 - ELON Sept. 9 - at Nevada Sept. 16 - TULSA Sept. 23 - at Miami (FL)	2019 Sept. 28 - BYU
	2020 Sept. 5 - at Tulsa

Schedules as of July 23, 2015



THIS IS ROCKET FOOTBALL

BIG-TIME GAMES IN THE GLASS BOWL

- Toledo has hosted schools from each of the Power Five conferences, including Missouri, Arizona, Purdue, Pittsburgh, Iowa State, Colorado, Syracuse, Kansas, Indiana and Minnesota.
- Toledo will host Iowa State in 2015, Fresno State in 2016, Miami (FL) in 2018 and BYU in 2019.

NATIONAL TELEVISION

- The Rockets have appeared on national TV 69 times, including six times in 2014 and 48 times in the last 10 years.
- All 12 of Toledo's games will be televised in some format in 2015.

ROCKETS IN THE NFL

- Toledo has 15 former players on NFL rosters.
- Former Rocket Emlen Tunnell played 14 years for the New York Giants and Green Bay Packers, and was the first African-American to be inducted into the Pro Football Hall of Fame.
- Former UT running back Chester Taylor was the first player out of the Mid-American Conference to rush for 1,000 yards in an NFL season when he ran for 1,216 yards for the Minnesota Vikings in 2006.



Andrew Hawkins

BOWL GAMES

- Toledo has appeared in eight bowls in the last 13 years.
- The Rockets have a 10-4 record in bowl games, including a 63-44 triumph over Arkansas State in last year's GoDaddy Bowl.

NATIONAL ATTENTION

- The Rockets have had 26 All-Americans, most recently Greg Mancz, a second-team All-American at center in 2014.
- Toledo has been ranked in the Top 25 in eight different seasons, including a No. 23 ranking in 2012.
- The Rockets have won 10 MAC Championships and won or shared nine MAC West Division titles.
- The Rockets had a 35-game winning streak from 1969-71, the second-longest in Division I-A college football history behind Oklahoma's 47-game streak from 1953-57.
- Chuck Ealey, the quarterback who engineered the 35-game winning streak, finished eighth in the Heisman voting in 1971.

SHOT DOWN BY THE ROCKETS!

- The Rockets had consecutive home wins against Big 12 teams in 2006 (Kansas), 2007 (Iowa State) and 2009 (Colorado).
- Toledo defeated Big Ten opponents in 2000 (Penn State), 2001 (Minnesota), 2008 (Michigan) and 2010 (Purdue).
- The Rockets are the only school in the country to be undefeated against both Michigan and Penn State.

GREAT ROCKET VICTORIES

GREAT ROCKET VICTORIES IN THE 21ST CENTURY

2014: Toledo 66, Arkansas State 44 (GoDaddy Bowl)
 2013: Toledo 45, Navy 44 (2OT)
 2012: Toledo 29, #18 Cincinnati 23
 2011: Toledo 42, Air Force 41 (Military Bowl)

2010: Toledo 31, Purdue 20
 2009: Toledo 54, Colorado 38
 2008: Toledo 13, Michigan 10
 2007: Toledo 36, Iowa State 35
 2006: Toledo 37, Kansas 31 - 2OT
 2005: Toledo 45, UTEP 13 (GMAC Bowl)

2003: Toledo 35, #9 Pittsburgh 31
 2001: Toledo 38, Minnesota 7
 2001: Toledo 23, Cincinnati 16 (Motor City Bowl)
 2000: Toledo 24, Penn State 6



2008: Toledo took home a 13-10 win over Michigan.



2003: The Rockets upset No. 9 Pitt at the Glass Bowl, 35-31.



2011: Bernard Reedy won Military Bowl MVP honors, catching three touchdown passes in a 42-41 win over Air Force.



2000: Toledo beat Penn State, 24-6, at Happy Valley.

TOP PHOTO: The Rockets celebrate a 27-20 victory over Bowling Green in 2014, their fifth straight win in the I-75 Rivalry.



ROCKETS IN COMMUNITY

Coach Campbell and his staff believe it is important for young men to give something back to their community. That's why members of the football team go into the Toledo community and volunteer their time. Here are some of the volunteer projects in which the Rockets have participated:

- "Give a Kid a Smile Day" at the UT Medical Center
- Toledo Children's Hospital
- Lincoln Academy After School Program
- Trilby Elementary School visit
- Red Cross bowling fundraiser
- Children's day care visits
- Fellowship of Christian Athletes
- Bennett Venture Academy
- Sherman Elementary "Walk to School Day"
- Glass City Marathon Kids Run
- Wheelchair football
- Kroger "Sacks for Cash"



ACADEMICS



UNDERGRADUATE MAJORS AT UNIVERSITY OF TOLEDO

Accounting
 Accounting Technology
 Secondary/Adolescence to Young Adult Education
 Adult Liberal Studies
 American Studies
 Anthropology
 Applied Organizational Technology
 Army ROTC
 Art
 Art Education
 Art History
 Astronomy
 Athletic Training
 Bioengineering
 Biology
 Business Management Technology
 Chemical Engineering
 Chemistry
 Civil Engineering
 Communication
 Community Health
 Computer Network Administration
 Computer Science and Engineering
 Computer Science and Engineering Technology
 Computer Software Specialist
 Construction Engineering Technology
 Criminal Justice
 Doctor of Pharmacy-PharmD
 Early Childhood Education
 Economics
 Electrical Engineering
 Electrical Engineering Technology

Electronic Commerce
 English
 Entrepreneurship
 Environmental Sciences
 Environmental Studies
 Exercise Science
 Film-Video
 Finance
 Financial Services
 Foreign Language Education
 Foreign Language
 General Studies
 Geography and Planning
 Geology
 Global Studies
 Health Care Administration
 Health Information Management
 History
 Human Resource Management
 Humanities
 Individualized Program
 Information Services and Support
 Information Systems
 Information Technology - Business
 Information Technology - Engineering
 International Business
 Law and Social Thought
 Linguistics
 Marketing
 Mathematics
 Mechanical Engineering
 Mechanical Engineering Technology
 Medical Technology
 Middle Childhood Education

Music
 Music Education
 Nursing
 Operations Management
 Organizational Leadership and Management
 Paralegal Studies
 Pharmaceutical Sciences
 Philosophy
 Physics
 Political Science and Public Administration
 Pre-business Administration
 Pre-law
 Pre-medical Pre-dental and Pre-veterinary
 Professional Sales
 Professional Studies
 Programming and Software Development
 Psychology
 Recreational Therapy
 Religious Studies
 Respiratory Care
 Social Work
 Sociology
 Special Education-Intervention Specialist
 Speech Language Pathology
 Supply Chain Management
 Technical Studies
 Theatre
 Transition Program
 Undecided QUEST Program
 Urban Studies
 Womens and Gender Studies

THE GLASS BOWL



The Glass Bowl is truly one of America's great college football stadiums.

Originally built in 1937, the Glass Bowl was renovated in 1990. As a result of those changes, the Glass Bowl became a graceful synthesis of modern technology and old-time charm and craftsmanship.

More recent improvements to the Glass Bowl include the addition of the installation of a new videoboard as part of the Larimer Athletic Complex renovation in 2014.

The Glass Bowl features a three-level press tower that houses 45 private suites, a 300-seat Stadium Club and the Gerber Media Center. The Gerber Media Center can accommodate 80 media members. A television crew provides closed-circuit coverage of every Rocket home game. A five-camera production is fed to videoboard on the scoreboards and to more than 70 television monitors in the press tower.

For a complete history and more facts about the Glass Bowl, please see pages 132-134.



THE GLASS BOWL



Largest crowds in the Glass Bowl

1. 36,852 vs. Navy (2001)
2. 36,502 vs. Northern Illinois (2001)
3. 34,950 vs. Minnesota (2001)
4. 34,900 vs. Marshall (2000)
5. 33,040 vs. Indiana State (1994)
6. 32,726 vs. Weber State (2000)
7. 31,981 vs. Bowling Green (2004)
8. 31,711 vs. Pittsburgh (2003)
9. 31,458 vs. Bowling Green (1994)
10. 31,369 vs. Bowling Green (1982)







LARIMER ATHLETIC COMPLEX

The new Larimer Athletic Complex is where champions are built, both on the field and in the classroom.

Larimer is the home of Rocket football and the Marcia and Roy Armes Academic Center. With the completion of its recent renovation in August of 2014, Larimer now stands as one of the premier facilities of its kind in the Mid-American Conference.



LARIMER ATHLETIC COMPLEX



LARIMER ATHLETIC COMPLEX FACTS


Originally constructed: 1991

Renovation: Completed in August of 2014.

Renovation Cost: \$5.5 million. Funded by private donations.

Renovation Highlights include:

- Updated locker room with players' lounge.
- Weight room expansion to more than double its original size
- Marcia and Roy Arnes Academic Center
- New team rooms, offices, meeting rooms
- Two-story grand entrance
- New tunnel from the Rockets' locker room to field





FETTERMAN TRAINING CENTER

A new era for University of Toledo Athletics began when the Fetterman Training Center officially opened its doors on Feb. 6, 2010. The Fetterman Training Center is a multi-purpose indoor facility that meets the practice and training needs for football and all 16 Rocket varsity sports. It is also used by UT intramural and club sports.

Construction of the facility took nine months. The 90,400 square-foot facility is actually two buildings in one: a multi-purpose field house with a 100-yard

football field and a smaller building with a basketball court and golf training facility that connects the indoor facility to Savage Arena.

Special features for football include fixed goal posts, a game scoreboard, and elevated viewing areas for filming. Other features include sprinting lanes, long jump pit and sand training area for track; improvements to the outdoor track, including permanent bleacher seating for 500 spectators and a press box.



FETTERMAN TRAINING CENTER



“The Fetterman Training Center is a truly awesome facility. I doubt if there is a better facility like it at our level in the country. It allows our players to train and improve year-round. It proves that the University of Toledo is committed to making this the best football program in the Mid-American Conference.”

MATT CAMPBELL



FETTERMAN TRAINING CENTER

Facts and Features

- **Facility Dedication:** Feb. 6, 2010.
- **Cost:** \$9 million.
- **Total Square Feet:** 90,400.
- **Size of football practice field:** 71,400 sq. ft. (100 yards long by 220 feet wide. 65 feet high at its highest point.)
- **Surface:** Field Turf.
- **Energy Efficiency:** 42 geothermal wells running 300 feet under the practice field in a closed-loop water system heat and cool the facility using 50-70% less energy than traditional systems; low-flow plumbing fixtures; and “cool roof” technology that complies with LEED requirements.
- **Named For:** Hal and Susan Fetterman, long-time supporters of the University of Toledo. The Fettermans donated \$1 million toward the cost of the facility.



THE UNIVERSITY OF TOLEDO

Meet the University of Toledo, a student-centered, public metropolitan research university with 18,500-plus students and more than 300 programs of study. It is located in Toledo, OH, with a picturesque tree-filled Main Campus named one of the most beautiful urban campuses in the nation and a contemporary Health Science Campus designed by world-renowned architect Minoru Yamasaki.

UT is one of 14 state universities in Ohio. It was established in 1872 and became a member of the state university system in 1967. The University of Toledo and the Medical University of Ohio merged in July 2006 to form the third-largest public university operating budget in the state. The University is accredited by The Higher Learning Commission.

The University of Toledo has a great collection of undergraduate, graduate and professional programs of study. We have colleges in adult & lifelong learning, business & innovation, education, engineering, exploratory studies, graduate studies, health sciences, honors, languages, literature & social sciences, law, medicine & life sciences, natural sciences & mathematics, nursing, pharmacy & pharmaceutical sciences, social justice & human service, visual & performing arts and YouCollege. Some of the nationally ranked programs include engineering, law and occupational therapy.

UT also offers part-time and full-time options of study, day and evening classes and one of the largest distance-learning programs in the nation.

The University of Toledo offers out-of-state student scholarships to help make your education affordable. For example, stu-

dents who live outside Ohio with at least a 3.0 high school GPA will get scholarships to waive the out-of-state tuition surcharge.

And the campus has a lot to explore. UT has nine residence halls filled with comfortable rooms, a gothic bell tower, dining facilities and places to hang out. It has a Student Recreation Center, with sports courts, an indoor track, fitness equipment and even a pool and water slide. Unlike other schools, the football and basketball teams play right in the heart of campus in the Glass Bowl and Savage Arena, respectively.

A few miles down the road is the Health Science Campus, home to graduate health programs and the UT Medical Center, the only academic medical center in the region. The hospital is a Level 1 trauma center, offering innovative treatments for strokes and cancer found nowhere else in the state. The UT Medical Center also features a \$5.8-million Orthopaedics Center.

At UT, they have researchers working at all levels — from undergraduates to faculty — toward their mission of improving the human condition. In fact, their combined efforts have led to 125 patents and nearly \$60 million in funding and grants. Whether your interest is diabetes, performance management, bio-fuels, or Shakespeare, UT welcomes you to join them in research.

You'll also enjoy their unique and fun activities. Chances are if you explore UT each day, you'll find at least one art exhibit, one of more than 200 student organizations holding a meeting, one film screening, or one athletics game. And once students graduate, they remain just as active. UT has more than 140,000 alumni and Alumni Association chapters throughout the world, even as far away as China.


THE UNIVERSITY OF TOLEDO



UNIVERSITY OF TOLEDO POINTS OF PRIDE

- The University of Toledo is recognized as a major force in contributing to the discovery of new technology and knowledge. UT offers a vast array of resources for undergraduate, graduate and faculty-led research opportunities with 125 patents and \$60 million in research and grants.
- The UT Honors Program is one of the oldest programs of its kind at a major university. With an emphasis on undergraduate research opportunities, the Honors Program has sent a delegation to the National Conference on Undergraduate Research every year since 1992.
- UT offers a health education curriculum that includes programs in virtually every health-care discipline, plus opportunities for educational linkages and interdisciplinary studies between the Colleges of Medicine, Engineering, Business, Law and the Department of Philosophy.
- The UT Department of Art offers students a unique learning experience with an on-site relationship with the world-renowned Toledo Museum of Art. College of Law once again listed as a Best Law School by *Princeton Review*. The UT College of Engineering graduate programs were ranked 18th in the nation by the *Princeton Review*.
- The University of Toledo Medical Center is one of 15 major teaching hospitals chosen by Solucient's annual "Top 100 Hospitals: Performance Improvement Leaders," compiled by *Modern Healthcare* magazine.
- Our students are among the winners of prestigious national fellowships, including the Fulbright, the Woodrow Wilson, the National Science Foundation Graduate Fellowship, the National Consortium for the Physical Sciences, the Whitaker Foundation, the Goldwater, the Madison Foundation Fellowship, and the Phi Kappa Phi National Fellowship.

- The University of Toledo is home to five of seven northwest Ohio physicians listed as "America's Top Doctors". Fewer than one percent of physicians nationwide are recognized with this designation.
- UT's graduate program in occupational therapy is ranked in the top 10 percent nationwide by *U.S. News and World Report*.
- The University was recently listed in "100 Best Colleges for African-American Students."
- Centennial Mall on the Main Campus is one of the "100 most beautifully landscaped places in the country," according to the American Society of Landscape Architects. Only 22 college campuses are on the list.
- The University of Toledo College of Medicine senior graduates "matched" at a higher rate than those of other seniors nationwide for the second year in a row; a record 97 percent secured first-year residency positions during the initial National Residency Matching Program.
- The \$33 million Wolfe Hall, which opened in 1998, offers one of the most advanced science facilities of its kind in the nation supporting the College of Pharmacy.
- The University of Toledo has one of the largest distance-learning programs in the nation.
- The Lake Erie Research and Education Center is a state-of-the-art environmental research and teaching facility located on the shore of Lake Erie in Oregon, Ohio.
- The UT Student Recreation Center was touted as one of the best of its kind in the nation by *USA Today*.
- The University of Toledo is one of the largest employers in northwest Ohio with an impact of over one billion dollars.





MID-AMERICAN CONFERENCE

Providing leadership in education and diversity, the Mid-American Conference moves into its 70th year of service to our students.

Since its inception in 1946, the Mid-American Conference has progressively grown and developed into one of the most aggressive Division I conferences in the country. One of only 10 football Bowl Subdivision (FBS) conferences, the MAC named Dr. Jon A. Steinbrecher as its eighth commissioner in March of 2009.

The league has grown its commitment to championships by expanding its commitment to neutral site post-season events. The MAC secured a four-year contract extension with Ford Field to host the Marathon MAC Football Championship Game through the 2019 football season.

In the summer of 2014, the MAC and ESPN announced a historic 13-year rights extension deal through the 2026-27 season for expanded national television and digital distribution. This is the largest and most extensive agreement in the history of the Conference and brings long-term security for the MAC through the 2026-27 academic year.

ESPN has exclusive television and digital distribution rights for all MAC sporting events, and guarantees coverage of every football game, and select men's and women's basketball and Olympic sporting events. The MAC and ESPN will establish on-

campus production capabilities that will provide a significant increase in the national coverage of baseball, softball, soccer, volleyball, wrestling and Olympic sports on ESPN3. This will open up nearly 92 million households from ESPN3 for exposure to MAC sports for the first time in Conference history. Through this ESPN partnership, the MAC and CBS Sports Network announced a four-year sub-licensing agreement to expand its national coverage of football and basketball through the 2018-19 season.

Each football season the MAC has a minimum five guaranteed bowl opportunities. The MAC has long-term primary contracts with the GoDaddy Bowl (based in Mobile, Ala.) through the 2017 season and Famous Idaho Potato Bowl (based in Boise, Ida.) through the 2019 season.

The MAC is also a partner with the Boca Raton Bowl, the Popeyes Bahamas Bowl, the San Diego County Credit Union Poinsettia Bowl, the Miami Beach Bowl and the Camellia Bowl (Montgomery, AL).

Last season the MAC had five programs receive football bowl invitations: Northern Illinois (Boca Raton Bowl), Bowling Green (Raycom Media Camellia Bowl), Toledo (GoDaddy Bowl), Central Michigan (Popeyes Bahamas Bowl) and Western Michigan (Famous Idaho Potato Bowl).

THE MID-AMERICAN CONFERENCE

24 Public Square, 15th Floor
 Cleveland, OH 44113
 (216) 566-4622
 Fax (216) 858-9622
 www.mac-sports.com
 Commissioner: Dr. Jon A. Steinbrecher



Jon Steinbrecher

CURRENT MAC MEMBERSHIP (YEAR JOINED)

West	East
Ball State (1973)	Akron (1992)
Central Michigan (1971)	Bowling Green (1952)
Eastern Michigan (1971)	Buffalo (1998)
Northern Illinois (1975/1997)	Kent State (1951)
Toledo (1950)	Massachusetts (2012)*
Western Michigan (1947)	Miami (1947)
	Ohio (1946)

* Football only



2015 SEASON OUTLOOK

If how you finish a season makes any difference, then the Toledo Rockets should be ready to roll in 2015.

The Rockets ended their 2014 campaign with three consecutive victories, including a 63-44 win over Arkansas State in the GoDaddy Bowl. The Rockets finished with a 9-4 record, their third nine-win season in the past five years.

"The crowning moment for the 2014 season was the bowl victory, but I think it also made a statement about where we are headed in 2015," said Matt Campbell, now entering his fourth season as Toledo's head coach. But Campbell cautioned, "The momentum from that victory only carries over if you put in the work in the off-season."

Toledo certainly has the potential to match or exceed last year's success. The Rockets return 15 starters and 47 letterwinners from last season's squad. The offense is led by junior running back Kareem Hunt, a first-team All-MAC selection who rushed for 1,631 yards, including 271 markers

and five TDs in an MVP-performance in the GoDaddy Bowl. Junior quarterback Logan Woodside (2,263 yards passing, 19 TDs) also returns, along with a pair of All-MAC receivers, junior Corey Jones (68 receptions, five TDs) and senior Alonzo Russell (51 receptions, eight TDs). Eight starters return to the defense, including senior defensive end Trent Voss (GoDaddy Bowl Defensive MVP) and two All-MAC defensive tackles, senior Orion Jones and junior Treyvon Hester.

Toledo's biggest challenge will be replacing five starters on the offensive line, as well as finding the right combinations on a fast-improving defense that returns 15 players who have started at least once in their careers.

The following is an overview of the Rockets by position heading into 2015 training camp:

Quarterback

The Rockets had a spirited and closely fought battle for the quarterback position in 2014. Don't be surprised to see a sequel in 2015, with a very similar cast.

Senior **Phillip Ely**, junior **Logan Woodside** and sophomore **Michael Julian** all started at least one game last year, thanks to an injury bug that at one point in the season struck down all three players at once. Nevertheless, Toledo still maintained excellent production from the quarterback position.

Ely, who won the starting position in the 2014 pre-season, played well in a home-opening victory before suffering a season-ending knee injury vs. Missouri on Sept. 6. Woodside took over for Ely and started the next seven contests. However, he injured his ankle late in the Kent State game on Nov. 4 and was replaced by Julian.

Julian started vs. Northern Illinois on Nov. 11 but came out of the game after suffering a concussion. That put Toledo down to its fourth-string quarterback, Dwight Macon, who stepped in and completed 8-of-11 passes for 140 yards and one score.

Fortunately, Woodside was able to return to the lineup, guiding Toledo to three consecutive victories to end the season. He finished the year with very solid numbers, completing 62.5 percent of his passes for 2,263 yards and 19 touchdowns.

Woodside and Ely saw limited action during spring practice as they recovered from off-season surgeries. Campbell is confident both players will be ready to go this fall.

"I would characterize the quarterback position as undecided right now," said Campbell. "We need to see how everybody is from a health standpoint before we can really evaluate that. But we are comfortable with where we are. We think highly of Logan and Phillip. They have both proven that they can win football games. We feel like we can win with either guy behind center."

In the meantime, Julian and redshirt freshman **Quentin Gibson** shared most of the repetitions during spring ball. Campbell was impressed by their progress.

"With Phillip and Logan out last spring, it gave Michael Julian and Quentin Gibson a great opportunity to work with the offense and improve their games," said Campbell. "That will only help us. Last year proved that you need depth at quarterback if you're going to be successful."

Running Back

Toledo fans have high expectations for the 2015 season, and junior running back **Kareem Hunt** has a lot to do with that.

Hunt had a monster year in 2014, rushing for 1,631

yards while averaging an eye-popping 8.0 yards per carry. Down the stretch he gained 265 yards in a 27-20 win over Bowling Green and 271 yards vs. Arkansas State in the GoDaddy Bowl. He ranked third in the nation in rushing yards per game (163.1) and second in yards per carry.

"I think Kareem's best is still to come," said Campbell. "He would be the first one to tell you there are a lot of areas he can improve upon. He needs to get bigger and stronger, and keep striving to get better every day in the



Kareem Hunt rushed for 271 yards and five touchdowns in the 2015 GoDaddy Bowl.

off-season. What I like is that it is important for Kareem to be successful. He takes this very seriously. We will need his leadership this year, which will be a new dynamic for him. He was surrounded by leaders in the past. Now he has to be the leader."

In addition to having a genuine superstar, Toledo is blessed with tremendous depth at running back. Sophomore **Terry Swanson** stepped in when Hunt was injured last season, rushing for 732 yards and six TDs, including 172 yards in a 20-19 overtime victory at Western Michigan. Swanson, in turn, was injured for the GoDaddy Bowl, so in stepped junior **Damion Jones-Moore**, who rushed for 103 yards and two touchdowns, earning Offensive MVP honors for the game. Jones-Moore finished the season with 460 yards and six scores. Another junior, **Marc Remy**, rushed for 219 yards in 2014. Remy once rushed for over 100 yards in a contest as a freshman.

"We have tremendous depth at running back," said Campbell. "We have four guys who have run for 100 yards

in a game at some point in their career. Terry really stepped up when Kareem was hurt last year. Our offense really did not miss a beat when he was in there. Damion has had some big games for us, and Marc Remy has proven he can step up when we need him."

Wide Receivers/Tight Ends

Senior **Alonzo Russell** has a chance to become Toledo's first-ever four-time All-MAC performer at wide receiver. Despite this, Campbell thinks Russell may be underappreciated.

Russell has caught 166 passes in his three seasons at UT, more than a few of them of the spectacular variety. A big target at 6-foot-4, Russell snagged 51 passes and a career-best eight TD passes in 2014. But it is the little things that make Russell so valuable, according to Campbell.

"Sometimes people see the 'wow' moments, see an incredible catch and they think Alonzo should do something like that every play," said Campbell. "But he's added polish to his game every year. He's a very good blocker, for example. He's all about the team. He comes up in the big moments when we need him most. By the end of his career, I think people will say he was one of the best receivers we've ever had at Toledo. I'm proud of Alonzo's growth, both on and off the football field."

Toledo's leading receiver last year was junior **Corey Jones**, who hauled in 68 passes for 842 yards and five scores. A 5-foot-8 speedster, Jones' effectiveness in the slot is the perfect complement to Russell.

Another diminutive flyer in the lineup is 5-foot-7 senior **Kishon Wilcher**. Now two years removed from his shift from cornerback to wide receiver, Wilcher caught 19 passes in 2014 and could be poised for a big senior season.

Senior **Zach Rogers**, along with sophomores **Cody Thompson**, **Jon'Vea Johnson** and **Zach Yousey**, all saw action in 2014 and could become key factors this fall.

The Rockets also have two talented tight ends, senior **Alex Zmolik**, who caught 16 passes in 2014, and junior **Michael Roberts**, who carried two of his four catches into the end zone last year. Campbell is also looking at junior **Adam Kulon**, a converted defensive end, and freshman grayshirt **Michael Berry** as possible candidates for the fullback/tight end position that Zac Rosenbauer played last

year.

"In our offense, we use multiple targets to keep the defense off balance," said Campbell. "Fortunately, we are blessed with as much talent and depth at both wide receiver and tight end as we have had since I've been here."

Offensive Line

Toledo goes from having one of the most experienced offensive lines in the country last year to having a young front five in 2015. But what the Rockets may lack in experience they make up for in depth and size.

UT lost five seniors starters from a year ago, but Campbell counts as many as 10 players who could be in the regular rotation in 2015, some of whom gained valuable playing time last year.

"We were able to get a lot of playing time for some of our backups in 2014," said Campbell. "We also got in a lot of extra practices since we played in such a late bowl game. That allowed the reserves to get in a lot more reps. There was a distinct improvement from the end of the (2014) season to the end of bowl practices. So the challenge for the offensive line is, how fast can they grow as players?"

Junior **Storm Norton** is the veteran of the group. Norton started in three games at left tackle last year when Greg Mancz got hurt. At 6-foot-8, 310 pounds, Norton will be one of numerous giants patrolling the front line for UT this fall. Toledo's other behemoths include

juniors **Paul Perschon** (6-6, 310) and **Mike Ebert** (6-6, 285), as well as sophomore **Elijah Nkansah** (6-6, 295) and redshirt freshman **Bill Weber** (6-5, 325).

Toledo will gain some instant experience with the addition of senior **Ruben Carter** (6-4, 306), a transfer from Florida State who joined the Rockets following his graduation from FSU last spring, and JUCO transfer **Sami Kassem** (6-4, 320). Sophomore **Nate Jeppesen** (6-4, 292) will be back after missing most of the 2014 season due to injury, and may see action at center.

Defensive Line

Toledo's defensive line is arguably the deepest and most talented position on the squad. The D-line features two players who made All-MAC in 2014 (and another who probably should have been) as well as seven others who



Senior wide receiver Alonzo Russell is a three-time All-MAC honoree with 166 career receptions.



Senior Orion Jones leads a defensive line that features nine players with significant college playing experience.

have had significant playing time in their careers.

"It's one of those areas we are really excited about," said Campbell. "And we've got some other guys who haven't played yet that we are also excited about. Great competition on the defensive line can only make us better."

Tackles **Orion Jones** and **Treyvon Hester** combine to form a formidable inside wall. Jones, a senior, had a team-leading six sacks in 2014, while Hester, a junior, had 49 tackles, 9.5 tackles for loss and a team-best 10 QB hurries. Both players were rewarded with second-team All-MAC accolades.

Competing with Jones and Hester at tackle will be senior **Chris Collins** and sophomore **Marquise Moore**. Moore returns after missing almost all of 2014 due to an injury. Both Collins and Moore have been starters during their careers.

At defensive end, senior **Trent Voss** is coming off a superb 2014 campaign. Voss led all MAC lineman in tackles with 77, and finished second in the league with 15.0 tackles for loss. Voss had a huge game in Toledo's bowl victory, racking up 4.0 tackles for loss, scoring on a fumble recovery on the first play from scrimmage and earning Defensive MVP honors. He is joined at defensive end by senior **Allen Covington**, who started all 13 games in 2014, collecting 29 tackles, 4.0 TFL and eight QB hurries.

Toledo has considerable depth on the defensive line, too. Seniors **Keenan Gibbs** (14 tackles in 2014) and **Tre James** (eight tackles), along with junior **John Stepec** (nine tackles) will all be pushing for playing time in 2015.

Linebackers

The Rockets will need to replace a pair of outstanding seniors at linebacker, but have plenty of qualified candidates waiting in the wings. Gone are Junior Sylvestre and Ray Bush, who combined for 182 tackles in 2014, leaving a spirited battle for playing time in the aftermath.

"It's going to be a battle at linebacker," said Campbell. "We have a lot of experienced guys who now have the opportunity to step up. They will be pushed by some younger guys who are ready to challenge for playing time."

Leading candidates for the linebacking position are senior **Chase Murdock**, a starter in 2013 who has had 136 tackles in the past two seasons; junior **Jaylen Coleman** (23 tackles in 2014), sophomores **Zach Quinn** (18 tackles, three starts in 2014) and **Ju'Wuan Woodley**; and redshirt freshman **Richard Olekanma**.

Secondary

Toledo's secondary features a mix of starters from 2014, former starters who are returning from injury and newcomers who are eager to make an impact. It all adds up to another interesting battle for starting positions and playing time this fall.

Eight defensive backs saw at least some playing time in 2014, and many of them played extensively. Plus, former starting cornerbacks **Cheatham Norrils** and **Cameron Cole** are back after missing the 2014 season due to injuries. Add in UAB transfer **Rolan Milligan** and some talented newcomers and you have the potential for a vastly improved talent pool in the secondary this fall.

The battle at cornerback includes two pairs of starters—one from 2013 and one from 2014. Last year's starters were senior **Christian Dukes** (62 tackles, two interceptions) and



Senior safety Chaz Whittaker leads a veteran Toledo secondary.

junior **Jordan Martin** (26 tackles). Seniors Norrils and Cole were the starters in 2013. Norrils has started 24 games as a Rocket, earning third-team All-MAC honors in 2012. He missed the entire 2014 season due to a viral illness but is expected to be ship-shape by the start of the 2015 campaign. Cole was a starter in 2013 but missed last year due to an injury suffered in the season opener.

Others in the battle for the cornerback position are sophomore **Trevon Mathis** (23 tackles in 2014) and senior **Juwan Haynes** (15 tackles).

Senior **Chaz Whittaker** will be battling Milligan at the strong safety position. Whittaker started all 13 games in 2014, racking up 56 tackles and two interceptions. Milligan, a senior, was second on the team in tackles at UAB last year with 54. Junior **Connery Swift** (16 tackles in 2014) is also in the mix. The leading candidates at free safety are juniors **DeJuan Rogers** (67 tackles in 2014) and **Delando Johnson** (22 tackles).

"It's great to have that much competition in our secondary," said Campbell. "We have veteran guys, and we have young guys who could develop into elite players. We need to improve in this area, and I believe we will. We have as much talent as we've ever had back there."



The Rockets will take on Arkansas in War Memorial Stadium in Little Rock on Sept. 12.

Special Teams

The Rockets will be looking to replace three-time All-MAC kicker Jeremiah Detmer. The battle to fill that position is wide open, according to Campbell. Sophomore **Samuel Vucelich** was listed as the Rockets' kicker in the spring, but he will be challenged for the position.

"**Jameson Vest**, a freshman kicker out of Georgia who also played quarterback, will be competing with Sam during training camp," said Campbell.

Junior **Nick Ellis** returns at punter but he will be challenged by sophomore quarterback **Michael Julian**, who doubles as a punter. Sophomore **Brad Spelman** returns as the long snapper.

Junior **Corey Jones** returns as Toledo's kickoff and punt returner, along with redshirt freshman **Jon'Vea Johnson**.

2015 Schedule

The Rockets will play seven home games in 2015. Highlighting the schedule is a home date vs. Iowa State of the Big 12 on Sept. 19 and a rematch with 2015 GoDaddy Bowl opponent Arkansas State on Sept. 26. The Rockets also travel to SEC foe Arkansas on Sept. 12.

"We obviously face another challenging schedule, but it is a big plus for our team and our fans to have seven home games," said Campbell. "We welcome the challenge of matching up with schools from some of the best conferences in the country."

The Mid-American Conference portion of the schedule features home games vs. Kent State (Oct. 10-Homecoming), Eastern Michigan (Oct. 17), Northern Illinois (Tuesday, Nov. 3) and Western Michigan (Friday, Nov. 27). MAC road games will be at Ball State (Oct. 3), UMass (Oct. 24), Central Michigan (Tuesday, Nov. 10) and Bowling Green (Tuesday, Nov. 17).

At least four Toledo games will be played on national TV. The Rockets open the season at home on Thursday, Sept. 3 vs. FCS opponent Stony Brook.




Junior Corey Jones caught 68 passes, and returned punts and kickoffs for the Rockets in 2014.

2015 Pre-Season

DEPTH CHART

TOLEDO OFFENSE

LT	74 Storm Norton	Jr.	6-8	310
	87 Brant Weiss	So.	6-6	280
	73 Alex Pfeiffer	Fr. (R)	6-5	292
	58 Cameron Bell	Fr.	6-8	360
LG	68 Paul Perschon	Jr.	6-6	310
	67 Sami Kassem	Jr.	6-4	320
	70 Darius Badford	Fr. (R)	6-2	320
	56 Chandler Cotterman	Fr.	6-5	305
C	60 Nate Jeppesen	So.	6-3	292
	53 Bill Weber	Fr. (R)	6-4	305
	72 Bryce Harris	Fr.	6-5	285
RG or	65 Ruben Carter	Sr.	6-4	306
	95 Yazeed Atariwa	Fr. (R)	6-4	300
	59 Ramon Miles	Fr.	6-4	271
RT or	64 Mike Ebert	Jr.	6-6	292
	76 Elijah Nkansah	So.	6-6	295
	62 Jordan Fair	Fr.	6-5	281
	57 Brandon Heidecker	Fr.	6-6	309
TE	15 Alex Zmolik	Sr.	6-5	265
	80 Michael Roberts	Jr.	6-4	265
	41 Michael Berry	Fr.	6-3	235
	46 Jordan Fisher	Fr.	6-3	210
FB	45 Adam Kulon	Jr.	6-4	250
	42 Elijah Wolf	So.	6-0	190
QB or or	12 Phillip Ely	Sr.	6-1	202
	11 Logan Woodside	Jr.	6-2	210
	5 Michael Julian	So.	6-5	210
	10 Quentin Gibson	Fr. (R)	6-3	195
	6 Mitchell Guadagni	Fr.	6-2	200
RB	3 Kareem Hunt	Jr.	6-0	225
	24 Damion Jones-Moore	Jr.	5-7	190
	2 Terry Swanson	So.	5-9	202
	21 Marc Remy	Jr.	6-0	195
	20 Brad Smith	Fr. (R)	5-8	195
	29 Roosevelt Griffin	So.	5-9	185
	33 Art Thompkins	Fr.	5-8	175
WR-X	9 Alonzo Russell	Sr.	6-4	205
	7 Jon'Vea Johnson	Fr. (R)	6-0	183
	84 Darryl Richards	So.	6-3	185
	88 Zach Rogers	Sr.	6-2	200
WR-M	4 Corey Jones	Jr.	5-9	165
	6 Kishon Wilcher	Sr.	5-7	180
	86 Liam Allen	So.	6-0	178
	22 Danzel McKinley-Lewis	Fr.	5-9	173
WR-Z	14 Cody Thompson	So.	6-1	202
	83 Zach Yousey	Jr.	6-1	190
	8 Andrew Davis	Fr. (R)	6-4	192
	87 Elijah Morant	So.	6-1	190



LOGAN WOODSIDE

2015 Pre-Season

DEPTH CHART

TOLEDO DEFENSE

DE	99	Allen Covington	Sr.	6-2	275
	34	Keenen Gibbs	Sr.	6-3	265
	14	Tre' James	Sr.	6-1	250
	92	Daniel Davis	So.	6-3	260
DT	97	Orion Jones	Sr.	6-2	285
(Nose)	52	Marquise Moore	So.	6-0	300
	90	LaMarr Davis	Fr.	6-1	305
	98	Chad Coeling	Fr.	6-2	275
DT	91	Treyvon Hester	Jr.	6-4	305
	10	John Stepec	Jr.	6-3	260
	53	Chris Collins	Sr.	6-4	290
	93	Nate Childress	Fr.	6-3	275
DE	43	Trent Voss	Sr.	6-3	235
(Leo)	9	Olasunkanmi Adeniyi	Fr. (R)	6-2	250
LB	44	Jaylen Coleman	Jr.	6-0	235
(Will)or	42	Richard Olekanma	Fr. (R)	6-2	240
	29	Jack Linch	So.	6-0	218
LB	40	Chase Murdock	Sr.	6-0	225
(Mike)or	30	Ja'Wuan Woodley	So.	5-11	230
	35	Josh High	Jr.	6-0	222
	45	Chris Norwood	Fr.	6-1	230
	17	Tyler Taafe	Fr.	6-1	221
LB	31	Zach Quinn	So.	6-3	225
(Sam)	12	Devin Alexander	Fr. (R)	6-0	225
BC	1	Cheatham Norrils	Sr.	6-0	195
or	5	Christian Dukes	Sr.	5-9	185
or	20	Juwan Haynes	Sr.	6-0	190
	26	Kennedy Frazier	So.	6-1	185
	36	Kadar Hollman	Fr.	6-1	185
	32	Josh Teachey	Fr.	5-11	172
SS	8	Chaz Whittaker	Sr.	6-2	212
or	24	Rolan Milligan	Sr.	5-11	198
or	3	Connery Swift	Jr.	5-11	195
	21	Cameron Mattison	Fr. (R)	6-1	202
	11	Marcus Whitfield	Fr. (R)	5-11	165
FS	23	DeJuan Rogers	Jr.	6-1	191
or	7	Delando Johnson	Jr.	6-2	200
	27	Kahlil Robinson	Fr.	6-1	170
	37	Michael Blazeovich	Jr.	6-0	195
	51	Conner Lancia	Fr.	6-0	185
	25	Calvin Bransford	Fr.	6-1	195
FC	2	Jordan Martin	Jr.	6-2	205
or	6	Trevon Mathis	So.	5-11	175
or	13	Cameron Cole	Sr.	6-0	190
	28	Aaron Covington	Fr.	5-9	175
	39	Quincy Iverson	Fr. (R)	5-11	180



TRENT VOSS

TOLEDO SPECIALISTS

PK	39	Samuel Vucelich	So.	5-11	185
P	48	Nick Ellis	Jr.	5-11	170
	5	Michael Julian	So.	6-5	215
Hold	48	Nick Ellis	Jr.	5-11	170
	25	Cody Thompson	So.	6-1	187
LS	90	Brad Spelman	So.	6-1	220
	79	Zach Lozar	Jr.	6-1	218
KR	4	Corey Jones	Jr.	5-9	165
	7	Jon'Vea Johnson	Fr. (R)	6-0	183
PR	4	Corey Jones	Jr.	5-9	165
	7	Jon'Vea Johnson	Fr. (R)	6-0	183

Depth Chart as of July 20, 2015



Q&A WITH COACH CAMPBELL

Q: What excites you most about the 2015 season?

Campbell: Number one is our roster. The quality of players we have is as good as it's been since I've been here. But we know ability doesn't always equal wins. It's all the other characteristics that often make up a winning football team. Number two, the players who are returning learned so many lessons last year, not only how to play the game but they learned how to overcome adversity and never quit.

There are great challenges ahead of us. This team still has some question marks. But looking at it from scratch, we have a lot of good football players coming back and also a lot of players who have the potential to be very good. If we continue on our current learning curve, we could have another very successful season.

Q: How much does a bowl victory help your program?

Campbell: Whether it was our bowl victory or how we ended the season overall, I think the story of our season was our perseverance, the way we overcame adversity and had such a successful season. The crowning moment for the 2014 season was the bowl victory, but I think it also made a statement about where we are headed in 2015.

The momentum from that victory only carries over if we put in the work in the off-season and raise the level of excellence in 2015.

Q: You mentioned question marks. The first thing that comes to mind is the offensive line, where you lost five starters, including three All-MAC players. So how do you build an entire offensive line from scratch?

Campbell: It's a huge challenge. Some of the guys who graduated played a lot of football for us here. However, we were able to get a lot of playing time for some of the backups. The other thing is, we got a lot of extra practices in since we played in such a late bowl game. That allowed the reserves to get in a lot more reps. There was a distinct improvement from the end of the season to the end of bowl practices. So the challenge begins now until the early part of next season for the offensive line. How fast can they grow as players? Our job as coaches is to recruit really good players and put those guys in position so that when their number is called they are able to respond. So far, I am very happy with the progress of our offensive line. We will be big and athletic up front.

Q: Who are the candidates to fill the spots on the offensive line?

Campbell: You can begin with Storm Norton, who started in three games at tackle last year and really made great strides. He has the size (6-8, 310) and ability to be an outstanding football player for us. Another tackle is Mike Ebert. Mike has played a lot for us at different positions—tight end, fullback—but we are looking for him to be a key part of our offensive line in 2015. Another player I'd like to mention is a preferred walk-on, Brant Weiss. Brant battled into our two-deep last year and now he's starting to emerge as a guy who is in competition for one of the tackle spots this year.

In the interior, it's a logjam but that's a really good problem. The veteran in that group is Paul Perschon. He's in a position to be the anchor of the interior part of our offensive line. Elijah Nkansah is a guy who can play all five spots on the line. We have him at center right now but he really can play anywhere. Bill Weber is a redshirt freshman who has shown a lot of promise, as has "Big Z", Yazeed Atariwa. Nate Jeppesen is healing from a leg injury and has participated last spring in a limited role. We hope to have him back full time for training camp.

Another guy I should mention is junior college transfer Sami Kassem, who has really impressed everybody since he arrived in January. And we have a lot of new guys coming into camp this summer, including Ruben Carter, who is transferring from Florida State and will be playing his senior year as a Rocket. In general, we feel we have more guys who can play on the offensive line than we've had here in a long time. The competition is really going to help us out.

Q: Give us an update on your situation at quarterback, where junior Logan Woodside and senior Phillip Ely figure to battle for the position.

Campbell: Both quarterbacks had limited reps last spring

as they recovered from off-season surgeries. We are confident they will be ready to play and battling for playing time by the time training camp arrives.

Q: In the meantime, Michael Julian and Quentin Gibson got a chance to play a lot last spring. How are they developing?

Campbell: It's been great to see their development and growth. We've always felt highly about Michael and still do. He had a chance to play last year but unfortunately his playing time got cut short due to injury. Playing so much last spring has been good for his confidence. Quentin redshirted last year. He's got a big arm and can make all the throws. But he may also be the most athletic of our quarterbacks. He can get himself out of trouble with his feet.

Q: So does all this mean the quarterback position is still up for grabs?

Campbell: I would still characterize the quarterback position as undecided. We need to see how everybody is from a health standpoint before we can really evaluate that. But we are comfortable with where we are. We think highly of Logan and Phillip. They have both proven that they can win football games. We feel like we can win with either guy behind center.

Q: Moving on to Kareem Hunt, he finished the season about as well as a running back could, with two 200-yard games and an MVP Trophy in the GoDaddy Bowl. What do you foresee for Kareem next year? Where could he end up, and more importantly, where could he end up taking this team?

Campbell: Number one, now the expectations are on him. When you go from the hunter to hunted, it puts a different dynamic on where you are going. Kareem steps

"The quality of players we have is as good as it's been since I've been here. But we know ability doesn't always equal wins. It's all the other characteristics that often make up a winning football team."



into that fray now. Everyone will know who he is this year. But I think Kareem's best is still to come. He would be the first one to tell you there are a lot of areas he can improve upon. He needs to get bigger and stronger. What I like is that it is important for Kareem to be successful. He takes this very seriously. We will need his leadership this year, which will be a new dynamic for him. He was surrounded by leaders in the past. Now he has to be the leader. He has to understand that everyone will be watching him to see how hard he works in practice. He has leadership qualities so I look forward to seeing him accept that role. A lot more is expected of him and he understands that.

Q: As good as Kareem was last year, you actually had production from a lot of different backs.

Campbell: We have tremendous depth at running back, no doubt. We have four guys who have run for 100 yards in a game at some point in their career. Terry Swanson really stepped up when Kareem was hurt last year, rushing for over 700 yards. Our offense really did not miss a beat when he was in there. Damion Jones-Moore has had some big games for us, rushing for over 100 yards in the bowl game last year. And Marc Remy has proved he can step up when we need him.

Q: At receiver, senior Alonzo Russell has made third-team All-MAC in three consecutive seasons, catching 56, 59 and 51 passes in successive years. How would you rate his progress as a receiver?

Campbell: Alonzo has gotten better each year. He's had a great off-season, and I feel he's ready to have a great senior year. Sometimes people see the "wow" moments,

see an incredible catch and they think Alonzo should do something like that every play. But he's added polish to his game every year. He's a very good blocker, for example. He's all about the team. He comes up big when we need him most. By the end of his career, I think people will say he was one of the best receivers we've ever had at Toledo. I'm proud of Alonzo's growth, both on and off the football field.

Q: Junior Corey Jones had a break-out season in 2014, catching 68 passes for 842 yards. He's in the mold of a lot of the great smaller receivers Toledo has had over the years. I assume you are looking for big things from Corey.

Campbell: Corey has as much potential as any slot receiver we've had here, and that's saying a lot. He runs great routes and he has great hands. The best is yet to come for Corey. I think we also have to talk about Kishon Wilcher. Kishon's probably the fastest guy on our team so he can really break things open. And we like Cody Thompson, who stood out as a true freshman last year. Cody made some really good catches and was one of our best special teams players. He could become a household name for us. Then there are opportunities available for other players, guys like Zach Yousey, Andrew Davis, Jon'Vea Johnson, Darryl Richards, Liam Allen and Zach Rogers.

Q: You've got a couple of good tight ends, as well.

Campbell: Yes, Alex Zmolik had a good junior year and Michael Roberts came on at mid-season and made some big plays. I would throw Adam Kulon's name in there, as well. We switched him to offense last year, moving him to the fullback/tight end position that Zac Rosenbauer played last year. Michael Berry, who we grayshirted last year, will also be playing that position.

Q: Let's talk defense now. On your defensive line you have nine players who have experience in the rotation. That's a lot of guys, including two All-MAC tackles and a defensive end who probably should have been all-league. Are they all going to get to play?

Campbell: I think we're going to need them all to play. It's one of those areas we are really excited about, not only because of the depth we have but the quality of players. Treyvon Hester and Orion Jones made second-team All-MAC and were a great tandem at defensive tackle last season, but Chris Collins and Marquise Moore are definitely in the picture. Both guys have started games for us in the past. Marquise was a starter for us last year until he got hurt. At defensive end, I feel Trent Voss is as good as anybody



in our league. He's a playmaker and a guy we're counting on to lead our defense. Along with Trent, we have Allen Covington returning at the other defensive end spot, along with Keenan Gibbs, John Stepec and Tre' James. We've also got some other guys who haven't played yet that we are excited about. Ola Adeniyi is one of the most talented lineman we've ever had here. He's put on 30 pounds and is looking like he could be a player at defensive end for us this year. Victor Cave has shown flashes that he might be a contender for playing time, as well as Daniel Davis. Great competition on the defensive line can only make us better.

Q: You lose two good linebackers, Junior Sylvestre and Ray Bush, the team's top two tacklers in 2014. Talk about the players who are coming back.

Campbell: It's going to be a battle at linebacker. We have a lot of experienced guys who now have the opportunity to step up. Chase Murdock, Jaylen Coleman and Zach Quinn all have proven they can play at this level. They will be pushed by some younger guys who are ready to challenge for playing time, guys like Ju'Wuan Woodley and Richard Olekanma.

Q: At defensive back, you have the distinction of having two sets of starting cornerbacks, from 2013 and 2014, both returning this year. At safety, you have five players who have seen significant action. That says a lot about the depth and competition.

Campbell: It's great to have that much competition in the secondary. We have veteran guys and we have young guys who could develop into elite players. There will be a lot



of competition at defensive back. We need to improve in this area, and I believe we will. We have as much talent as we've ever had back there. At cornerback, Cheatham Norrils and Cameron Cole were our starting corners in 2013 but both of them missed last season due to injuries or illness. So they will be competing with last year's starters, Jordan Martin and Christian Dukes, as well as Trevon Mathis and Juwan Haynes. At safety, Chaz Whittaker sat out the spring following shoulder surgery. He will compete at strong safety with Rolan Milligan and Connery Swift. Rolan is a transfer from UAB, and we are very impressed with him so far. Connery came in last year and did a great job at nickel. At free safety, DeJuan Rogers and Delando Johnson will be competing. DeJuan played nickel for us last year until Jordan Haden got hurt. He showed that safety is probably his natural position.



"When you go from the hunter to hunted, it puts a different dynamic on where you are going. Kareem steps into that fray now. Everyone will know who he is this year. But I think Kareem's best is still to come... A lot more is expected of him and he understands that."

- Campbell on junior running back Kareem Hunt

Q: Who's going to be your kicker?

Campbell: I really don't know yet. We will have some walk-ons competing with Sam Vucelich, as well as Jameson Vest, a freshman kicker out of Georgia who will be competing when he gets here this summer.

Q: How about your punter?

Campbell: Nick Ellis is back after starting last year for us. But Michael Julian is going to get a chance to show what he can do in training camp. Michael has a strong leg. He just needs to become more consistent.

Q: Your thoughts on your schedule? You've got to like having seven home games.

Campbell: It's great for us and great for the Toledo community. But it's still a very challenging non-conference schedule, and the league will be very good again this year. We will have to be ready to play game-in and game-out. There are no breaks in our schedule, that's for sure.





2015 ROCKET NOTEBOOK

ROCKET UPDATE

- Toledo finished the 2014 season with a 9-4 record, its third nine-win season in the last five years.
- The Rockets were 7-1 in MAC play, tied with Northern Illinois for the best record in the league.
- Toledo defeated Arkansas State, 63-44, in the 2015 GoDaddy Bowl on Jan. 4 in Mobile, AL.
- The Rockets return 47 letterwinners and 15 starters from last year.

• Among the returning starters are six All-MAC players. Junior RB Kareem Hunt was a first-team pick in 2014. Making second team were senior defensive tackle Orion Jones, junior defensive tackle Treyvon Hester and junior wide receiver Corey Jones. On the third team was senior wide receiver Alonzo Russell. Senior cornerback Cheatham Norrils made third-team All-MAC in 2012.

ROCKETS PICKED TO WIN THE MAC

Toledo was picked to win the Mid-American Conference's West Division and the 2015 Marathon MAC Championship Game in voting by members of the league's media contingent. The

Rockets received 11 first-place votes and a total of 121 points in the annual poll, just one point ahead of second-place Western Michigan, which had eight first-place votes.

Defending MAC West champion Northern Illinois (113 points) was picked third, with Ball State (66), Central Michigan (56) and Eastern Michigan (28) rounding out the West. Bowling Green was picked to repeat as MAC East Division champion, with Ohio and Akron tied for second place. 2015 MAC Media Poll

KAREEM THE DREAM

Junior running back Kareem Hunt had an outstanding sophomore campaign, despite missing three full games and half of two others to injury. Here are the highlights:

- Hunt finished the 2014 season with 1,631 yards rushing, 10th-most in the country. It was also the second-most in UT history and the most ever by a sophomore. Wasean Tait is UT's all-time leader with 2,090 yards in 1995.
- Hunt also ranked second nationally in yards per attempt (8.0) and third in yards per game (163.1).

Hunt has now rushed for 2,497 yards, ranking ninth all-time at UT in just two seasons.

• Hunt's 271 yards rushing vs. Arkansas State in the GoDaddy Bowl is the fourth-highest in UT history. His 265 yards rushing vs. BGSU on Nov. 19 ranks fifth.

• Hunt has rushed for over 100 yards in each of his last 11 games, including two in which he did not play in the second half.

HUNT IN THE GODADDY BOWL

Hunt set career highs in rushing (271 yards), touchdowns (5) and rushing attempts (32) in Toledo's 63-44 victory over Arkansas State in the 2015 GoDaddy Bowl. Hunt's 271 yards also set the GoDaddy Bowl record. He was named to the *Associated Press' All-Bowl Team*.

Hunt scored five rushing touchdowns, cashing in from four, 44, 29, six and one yard out. That tied the school record for touchdowns set by five players, most recently Eric Page in 2011. The last Rocket to rush for five TDs was Joe Schwartz vs. Kent State in 1971. It also tied the Mid-American Conference

2015 MAC Preseason Poll

Team (First Place Votes) - Points

MAC East Division

1. Bowling Green (18)	160
T2. Ohio (1)	118
T2. Akron (2)	118
4. UMass (3)	113
5. Buffalo	70
6. Miami	47
7. Kent State	46

MAC West Division

1. Toledo (11)	121
2. Western Michigan (8)	120
3. Northern Illinois (4)	113
4. Ball State	66
5. Central Michigan (1)	56
6. Eastern Michigan	28

2015 Marathon MAC Championship Game Winner: **Toledo (9)**; Western Michigan (8); Northern Illinois (6); Central Michigan (1).

record held by 10 other players.

Hunt's five TDs set the GoDaddy Bowl record and tied the all-time bowl record set by two other players, most recently Oklahoma State's Barry Sanders in the 1988 Holiday Bowl.

THREE QUARTERBACKS BACK

Toledo returns three quarterbacks who have started at least one game in their Rocket career: senior Phillip Ely, junior Logan Woodside and sophomore Michael Julian.

Ely won the starting position in 2014 but suffered a season-ending knee injury vs. Missouri on Sept. 6.

Woodside took over and went 8-2 as UT's starting QB, including a victory in the bowl game. He completed 185-of-296 passes (62.5%) for 2,263 yards and 19 TDs with eight interceptions.

Woodside finished the season on an upswing. He threw for 323 yards and a career-high five touchdowns as Toledo cruised to a 52-16 victory over Eastern Michigan in the regular-season finale at Ypsilanti on Nov. 28. He then connected on 21-of-27 passes

for 176 yards in Toledo's 63-44 win over Arkansas State in the GoDaddy Bowl.

Julian started the Northern Illinois game when Woodside was sidelined with an ankle injury.

Ely and Woodside saw limited action last spring as they recovered from injuries, but both are expected to be ready for the 2015 season.

WE'VE GOT SKILLS

In addition to Kareem Hunt and the quarterbacks, Toledo returns numerous other key skill players.

Two All-MAC wide receivers will line up for UT this fall, junior Corey Jones (68 receptions) and senior Alonzo Russell (51 catches, eight TDs). Senior Kishon Wilcher (19 receptions) also returns, as does senior tight end Alex Zmolik (16 receptions).

Backing up Hunt at running back are sophomore Terry Swanson (732 yards in 2014), and juniors Damion Jones-Moore (460 yards) and Marc Remy (219 yards).

(TEN) BIG SHOES TO FILL

Toledo returns a long list of key players in 2015 but one area that will need to be re-stocked is the offensive line. All five starters on the 2014 offensive line were graduating seniors.

Junior offensive tackle Storm Nor-



Senior cornerback Cheatham Norrils is back after missing the entire 2014 season due to illness.

ton, who started three games in 2014, is a favorite to grab one of the spots.

DEPTH ON DEFENSE

Toledo returns eight starters on defense and an additional 14 players who have seen significant action. The defensive line is especially flush, with All-MAC tackles Orion Jones and Trevon Hester returning, as well as senior defensive end Trent Voss, who was the 2015 GoDaddy Bowl Defensive MVP.

THEY'RE BACK!

Senior cornerbacks Cheatham Norrils and Cameron Cole are back after missing the 2014 season. Norrils, a 2012 third-team All-MAC selection, sat out last year due to illness. Cole was injured in the season opener vs. New Hampshire.

INSTANT HELP

Toledo received some instant help in two areas. Offensive lineman Ruben Carter transferred from Florida State, where he will be eligible as a senior for the Rockets this fall. Rolan Milligan, a senior safety, is a transfer from UAB.

ROCKETS AMONG MAC, NATIONAL LEADERS

The Rockets finished the 2014 season ranked No. 1 in the MAC in scoring offense (36.6), total offense (490.5), rushing offense (256.4) and rushing defense (116.2).

On an individual basis, Kareem Hunt ranked No. 1 in the MAC in all major rushing categories. Nationally, he ranked 10th in the nation in rushing yards (1,631), third in rushing yards per game (163.1) and second in yards per attempt (8.0).

Terry Swanson ranked second in the MAC and 15th in the country in yards per carry (6.5).

Trent Voss led MAC linemen in tackles (5.9/game) and was tied for second in tackles for loss (15.0).

2015 ALPHABETICAL ROSTER

No.	Name	Pos.	Ht.	Wt.	Cl.	Hometown-High School/Transfer or Prep
9x	Adeniyi, Olasunkanmi	DE	6-2	250	Fr. (R)	Richmond, TX-Fort Bend Bush
12x	Alexander, Devin	LB	6-0	225	Fr. (R)	St. Louis, MO-Ritenour
86	Allen, Liam	WR	6-0	178	So.	Toledo, OH-St. John's Jesuit
78	Atariwa, Yazeed	OL	6-4	300	Fr. (R)	Sterling, VA-Dominion
70	Badford, Darius	OL	6-2	320	Fr. (R)	Elyria, OH-Elyria
58	Bell, Cameron	OL	6-8	360	Fr.	Sagamore Hills, OH-Nordonia
41	Berry, Michael	TE/FB	6-3	235	Fr.	Beavercreek, OH-Beavercreek
37	Blazevich, Michael	DB	6-0	195	Jr.	Northwood, OH-Cardinal Stritch
25	Bransford, Calvin	SS	6-1	195	Fr.	Dayton, OH- Stebbins
65	Carter, Ruben	OL	6-4	306	Sr.	Miami, FL-Jackson/Florida State
93	Childress, Nate	DL	6-3	275	Fr.	Rossford, OH-Rossford
98	Coeling, Chad	DL	6-2	275	Fr.	Centerville, OH-Centerville
13	Cole, Cameron*	CB	6-0	190	Sr.	Cincinnati, OH-LaSalle/Fort Scott (KS) C.C.
44	Coleman, Jaylen*	LB	6-0	235	Jr.	Pittsburgh, PA-University Prep
53	Collins, Chris***	DT	6-4	300	Sr.	Cleveland, OH-John Hay
56	Cotterman, Chandler	OL	6-4	305	Fr.	Anna, OH-Anna
28	Covington, Aaron	CB	5-9	175	Fr.	Tampa, FL-Armwood
99	Covington, Allen***	DE	6-2	275	Sr.	Tampa, FL-Armwood
8x	Davis, Andrew	WR	6-4	192	Fr. (R)	St. Petersburg, FL-Lakewood
38	Davis, Anthony	LB	6-0	190	Fr. (R)	Tampa, FL-Chamberlain
92	Davis, Daniel	DE	6-3	260	So.	Grand Blanc, MI-Grand Blanc
90	Davis, LaMarr	DL	6-1	305	Fr.	Garfield Heights, OH-Benedictine
5	Dukes, Christian***	CB	5-9	185	Sr.	Cincinnati, OH-Colerain
64	Ebert, Mike**	OL	6-6	298	Jr.	Sandusky, OH-Perkins
48	Ellis, Nick*	P	5-11	170	Jr.	Pickerington, OH-Pickerington
12	Ely, Phillip*	QB	6-1	202	Sr.	Tampa, FL-Plant / Alabama
62	Fair, Jordan	OL	6-5	281	Fr.	Mason, OH-William Mason
46	Fisher, Jordan	TE	6-3	210	Fr.	Leesburg, VA-Tuscarora
26	Frazier, Kennedy	DB	6-1	185	So.	Baltimore, MD-Calvert Hall College
34	Gibbs, Keenen**	DE	6-3	265	Sr.	Cincinnati, OH-LaSalle
10x	Gibson, Quentin	QB	6-3	195	Fr. (R)	Marrero, LA-Archbishop Shaw
29x	Griffin, Roosevelt	RB	5-9	185	So.	Youngstown, OH-Cardinal Mooney
6x	Guadagni, Mitchell	QB	6-2	200	Fr.	Hudson, OH-Hudson
72	Harris, Bryce	OL	6-5	285	Fr.	Akron, OH-Firestone
20	Haynes, Juwan***	CB	6-0	190	Sr.	Pittsburgh, PA-Central Catholic
57	Heidecker, Brandon	OL	6-6	309	Fr.	Columbia Station, OH-Columbia
91	Hester, Treyvon**	DT	6-4	305	Jr.	Pittsburgh, PA-Penn Hills
35	High, Josh*	LB	6-0	222	Jr.	London, OH-London
36x	Hollman, Kadar	DB	6-1	185	Fr.	Burlington, NJ-Burlington Township
3	Hunt, Kareem**	RB	6-0	225	Jr.	Willoughby, OH-South
39x	Iverson, Quincy	DB	5-11	180	Fr. (R)	Copley, OH-Copley
14	James, Tré*	DE	6-1	250	Sr.	Baltimore, MD-Baltimore City College / Snow College
60	Jeppesen, Nate*	OL	6-3	292	So.	Portage, MI-Central
7	Johnson, Delando*	DB	6-2	200	Jr.	Baltimore, MD-Calvert Hall College
19	Johnson, Diontae	WR	5-11	175	Fr.	Ruskin, FL- Lennard
7x	Johnson, Jon'Vea	WR	6-0	183	Fr. (R)	Gary, IN-West Side
4	Jones, Corey**	WR	5-9	165	Jr.	Pittsburgh, PA-Penn Hills
97	Jones, Orion***	DT	6-2	285	Sr.	Tulsa, OK-Jenks
24	Jones-Moore, Damion**	RB	5-7	190	Jr.	Pittsburgh, PA-Central Catholic
5x	Julian, Michael*	QB/P	6-5	215	So.	Hilton Head Island, SC-Hilton Head Island
67	Kassem, Sami	OL	6-4	320	Jr.	Cincinnati, OH-Indian Hills / ASA (NY) College
45	Kulon, Adam	TE/FB	6-4	250	Jr.	Algonquin, IL-H.D. Jacobs
51	Lancia, Connor	SS	6-0	185	Fr.	Columbus, OH-Bishop Ready
29	Linch, Jack*	LB	6-0	218	So.	Toledo, OH-Whitmer
79	Lozar, Zach	LS	6-1	218	Jr.	Willoughby Hills, OH-St. Ignatius
2	Martin, Jordan**	DB	6-2	205	Jr.	Upper Marlboro, MD-Forestville Bishop McNamara
6x	Mathis, Trevon*	CB	6-0	175	So.	Pittsburgh, PA-Woodland Hills

2015 ALPHABETICAL ROSTER

21x	Mattison, Cameron	DB	6-1	202	Fr. (R)	Charlotte, NC-Mallard Creek
55	Maynard, Lucas	DE	6-3	230	Fr.	Ashville, OH-Teays Valley
22	McKinley-Lewis, Danzel	WR	5-9	173	Fr.	Pittsburgh, PA-Seton LaSalle
59	Miles, Ramone	OL	6-4	271	Fr.	Toledo, OH-Central Catholic
24x	Milligan, Rolan	S	5-11	198	Sr.	Lake Wales, FL-Lake Wales / UAB
52	Moore, Marquise*	DT	6-0	300	Jr.	Toledo, OH-Whitmer
87	Morant, Elijah	WR	6-1	190	So.	Toledo, OH-Central Catholic
40	Murdock, Chase***	LB	6-0	225	Sr.	Barrington, IL-Barrington
76	Nkansah, Elijah*	OL	6-6	295	So.	Mason, OH-Mason
1	Norrils, Cheatham***	CB	6-0	195	Sr.	Toledo, OH-St. John's
74	Norton, Storm**	OL	6-8	310	Jr.	Toledo, OH-Whitmer
45x	Norwood, Chris	LB	6-1	230	Fr.	Toledo, OH-Central Catholic
42	Olekanma, Richard	LB	6-2	240	Fr. (R)	Downers Grove, IL-North
61	Paddy, Carter	DE	6-3	260	Fr.	South Rockwood, MI-Monroe Jefferson
68	Perschon, Paul	OL	6-6	310	Jr.	Schaumburg, IL-Conant
73	Pfeiffer, Alex	OL	6-5	292	Fr. (R)	Cincinnati, OH-Anderson
95x	Pollard, Doug	K	6-2	180	Fr.	Monroe, MI-Monroe
95	Potts, Nicholas	TE	6-6	215	Fr.	Hilliard, OH-Davidson
31	Quinn, Zach*	LB	6-3	225	So.	Aurora, OH-Aurora
7x	Reese, Jalen	QB	6-3	200	Fr. (R)	Mansfield, OH-Mansfield
21	Remy, Marc**	RB	6-0	195	Jr.	North Olmsted, OH-North Olmsted
84	Richards, Darryl	WR	6-3	185	So.	Chagrin Falls, OH-Kenston
80	Roberts, Michael*	TE	6-4	265	Jr.	Cleveland, OH-Benedictine
27	Robinson, Kahlil	DB	6-1	170	Fr.	Charlotte, NC-Southlake Christian Academy
81	Robinson, Reid	WR	6-4	200	Fr.	Hudson, OH-Hudson
23	Rogers, DeJuan**	DB	6-1	191	Jr.	Detroit, MI-Cass Tech
88	Rogers, Zach*	WR	6-2	200	Sr.	Elyria, OH-Catholic
9	Russell, Alonzo***	WR	6-4	205	Sr.	Washington, D.C.-H.D. Woodson/Milford (NY) Academy
49	Schafer, Andrew	DB	5-11	175	Fr.	Marian, IN-Marian
20x	Smith, Brad	RB	5-8	195	Fr. (R)	Clyde, OH-Clyde
47	Spelman, Brad	LS	6-1	220	So.	Hilliard, OH-Bradley
10	Stepec, John**	DE	6-3	260	Jr.	Willoughby Hills, OH-Lake Catholic
69	Stintsman, Danny	DE	6-2	190	Fr.	Grafton, OH-Open Door Christian
2x	Swanson, Terry*	RB	5-10	202	So.	Aliquippa, PA- Aliquippa
3x	Swift, Connery*	DB	5-11	195	Jr.	Waynesboro, VA-Wilson Memorial
17	Taafe, Tyler	LB	6-1	221	Fr.	Hubbard, OH-Hubbard
32	Teachey, Josh	CB	5-11	172	Fr.	Pomfret, MD-McDonough
33	Thompkins, Art	RB	5-8	175	Fr.	Pittsburgh, PA-Woodland Hills
14x	Thompson, Cody*	WR	6-1	202	So.	Huron, OH-Huron
37	Vest, Jameson	K	5-9	203	Fr.	Peachtree City, GA-Our Lady of Mercy
43	Voss, Trent***	DE	6-3	235	Sr.	East Grand Rapids, MI-East Grand Rapids
39	Vucelich, Samuel	PK	5-11	185	So.	Powell, OH-Olentangy Liberty
36	Vuich, Travis	WR	6-4	188	Fr.	Monroe, MI-St. Mary Catholic Central
53x	Weber, Bill	OL	6-5	305	Fr. (R)	Coppell, TX-Coppell
71	Weiss, Brant	OL	6-6	280	So.	Sunbury, OH-Big Walnut
11x	Whitfield, Marcus	WR	5-11	178	Fr. (R)	Massillon, OH-Washington
8	Whittaker, Chaz***	S	6-2	212	Sr.	Pittsburgh, PA-Penn Hills
6	Wilcher, Kishon***	WR	5-7	180	Sr.	Detroit, MI-Cass Tech
42x	Wolf, Elijah	TE	6-0	190	So.	Morenci, MI-Morenci
30	Woodley, Ja'Wuan*	LB	5-11	230	So.	Columbus, OH-Bishop Hartley
11	Woodside, Logan**	QB	6-2	210	Jr.	Frankfort, KY-Franklin County
83	Yousey, Zach**	WR	6-1	190	Jr.	Columbus, OH-Harvest Prep
15	Zmolik, Alex***	TE	6-5	252	Sr.	Port Huron, MI-Port Huron

Roster as of Aug. 13, 2015
x - duplicate number

2015 NUMERICAL ROSTER

No.	Name	Pos.	Ht.	Wt.	Cl.	Hometown-High School/Transfer or Prep
1	Norrils, Cheatham***	CB	6-0	195	Sr.	Toledo, OH-St. John's
2	Martin, Jordan**	DB	6-2	205	Jr.	Upper Marlboro, MD-Forestville Bishop McNamara
2x	Swanson, Terry*	RB	5-10	202	So.	Aliquippa, PA- Aliquippa
3	Hunt, Kareem**	RB	6-0	225	Jr.	Willoughby, OH-South
3x	Swift, Connery*	DB	5-11	195	Jr.	Waynesboro, VA-Wilson Memorial
4	Jones, Corey**	WR	5-9	165	Jr.	Pittsburgh, PA-Penn Hills
5	Dukes, Christian***	CB	5-9	185	Sr.	Cincinnati, OH-Colerain
5x	Julian, Michael*	QB/P	6-5	215	So.	Hilton Head Island, SC-Hilton Head Island
6	Wilcher, Kishon***	WR	5-7	180	Sr.	Detroit, MI-Cass Tech
6x	Mathis, Trevon*	CB	6-0	175	So.	Pittsburgh, PA-Woodland Hills
6x	Guadagni, Mitchell	QB	6-2	200	Fr.	Hudson, OH-Hudson
7	Johnson, Delando*	DB	6-2	200	Jr.	Baltimore, MD-Calvert Hall College
7x	Johnson, Jon'Vea	WR	6-0	183	Fr. (R)	Gary, IN-West Side
7x	Reese, Jalen	QB	6-3	200	Fr. (R)	Mansfield, OH-Mansfield
8	Whittaker, Chaz***	S	6-2	212	Sr.	Pittsburgh, PA-Penn Hills
8x	Davis, Andrew	WR	6-4	192	Fr. (R)	St. Petersburg, FL-Lakewood
9	Russell, Alonzo***	WR	6-4	205	Sr.	Washington, D.C.-H.D. Woodson/Milford (NY) Academy
9x	Adeniyi, Olasunkanmi	DE	6-2	250	Fr. (R)	Richmond, TX-Fort Bend Bush
10	Stepec, John**	DE	6-3	260	Jr.	Willoughby Hills, OH-Lake Catholic
10x	Gibson, Quentin	QB	6-3	195	Fr. (R)	Marrero, LA-Archbishop Shaw
11	Woodside, Logan**	QB	6-2	210	Jr.	Frankfort, KY-Franklin County
11x	Whitfield, Marcus	WR	5-11	178	Fr. (R)	Massillon, OH-Washington
12	Ely, Phillip*	QB	6-1	202	Sr.	Tampa, FL-Plant / Alabama
12x	Alexander, Devin	LB	6-0	225	Fr. (R)	St. Louis, MO-Ritenour
13	Cole, Cameron*	CB	6-0	190	Sr.	Cincinnati, OH-LaSalle/Fort Scott (KS) C.C.
14	James, Tré*	DE	6-1	250	Sr.	Baltimore, MD-Baltimore City College / Snow College
14x	Thompson, Cody*	WR	6-1	202	So.	Huron, OH-Huron
15	Zmolik, Alex***	TE	6-5	252	Sr.	Port Huron, MI-Port Huron
17	Taafe, Tyler	LB	6-1	221	Fr.	Hubbard, OH-Hubbard
19	Johnson, Diontae	WR	5-11	175	Fr.	Ruskin, FL- Lennard
20	Haynes, Juwan***	CB	6-0	190	Sr.	Pittsburgh, PA-Central Catholic
20x	Smith, Brad	RB	5-8	195	Fr. (R)	Clyde, OH-Clyde
21	Remy, Marc**	RB	6-0	195	Jr.	North Olmsted, OH-North Olmsted
21x	Mattison, Cameron	DB	6-1	202	Fr. (R)	Charlotte, NC-Mallard Creek
22	McKinley-Lewis, Danzel	WR	5-9	173	Fr.	Pittsburgh, PA-Seton LaSalle
23	Rogers, DeJuan**	DB	6-1	191	Jr.	Detroit, MI-Cass Tech
24	Jones-Moore, Damion**	RB	5-7	190	Jr.	Pittsburgh, PA-Central Catholic
24x	Milligan, Rolan	S	5-11	198	Sr.	Lake Wales, FL-Lake Wales / UAB
25x	Bransford, Calvin	SS	6-1	195	Fr.	Dayton, OH- Stebbins
26	Frazier, Kennedy	DB	6-1	185	So.	Baltimore, MD-Calvert Hall College
27	Robinson, Kahlil	DB	6-1	170	Fr.	Charlotte, NC-Southlake Christian Academy
28	Covington, Aaron	CB	5-9	175	Fr.	Tampa, FL-Armwood
29	Linch, Jack*	LB	6-0	218	So.	Toledo, OH-Whitmer
29x	Griffin, Roosevelt	RB	5-9	185	So.	Youngstown, OH-Cardinal Mooney
30	Woodley, Ja'Wuan*	LB	5-11	230	So.	Columbus, OH-Bishop Hartley
31	Quinn, Zach*	LB	6-3	225	So.	Aurora, OH-Aurora
32	Teachey, Josh	CB	5-11	172	Fr.	Pomfret, MD-McDonough
33	Thompkins, Art	RB	5-8	175	Fr.	Pittsburgh, PA-Woodland Hills
34	Gibbs, Keenen**	DE	6-3	265	Sr.	Cincinnati, OH-LaSalle
35	High, Josh*	LB	6-0	222	Jr.	London, OH-London
36	Vuich, Travis	WR	6-4	188	Fr.	Monroe, MI-St. Mary Catholic Central
36x	Hollman, Kadar	DB	6-1	185	Fr.	Burlington, NJ-Burlington Township
37	Blazevich, Michael	DB	6-0	195	Jr.	Northwood, OH-Cardinal Stritch
37x	Vest, Jameson	K	5-9	203	Fr.	Peachtree City, GA-Our Lady of Mercy
38	Anthony Davis	LB	6-0	190	Fr. (R)	Tampa, FL-Chamberlain
39	Vucelich, Samuel	PK	5-11	185	So.	Powell, OH-Olentangy Liberty
39x	Iverson, Quincy	DB	5-11	180	Fr. (R)	Copley, OH-Copley

2015 NUMERICAL ROSTER

40	Murdock, Chase***	LB	6-0	225	Sr.	Barrington, IL-Barrington
41	Berry, Michael	TE/FB	6-3	235	Fr.	Beavercreek, OH-Beavercreek
42	Olekanma, Richard	LB	6-2	240	Fr. (R)	Downers Grove, IL-North
42x	Wolf, Elijah	TE	6-0	190	So.	Morenci, MI-Morenci
43	Voss, Trent***	DE	6-3	235	Sr.	East Grand Rapids, MI-East Grand Rapids
44	Coleman, Jaylen*	LB	6-0	235	Jr.	Pittsburgh, PA-University Prep
45	Kulon, Adam	TE/FB	6-4	250	Jr.	Algonquin, IL-H.D. Jacobs
45x	Norwood, Chris	LB	6-1	230	Fr.	Toledo, OH-Central Catholic
46	Fisher, Jordan	TE	6-3	210	Fr.	Leesburg, VA-Tuscarora
47	Spelman, Brad	LS	6-1	220	So.	Hilliard, OH-Bradley
48	Ellis, Nick*	P	5-11	170	Jr.	Pickerington, OH-Pickerington
49	Schafer, Andrew	DB	5-11	175	Fr.	Marian, IN-Marian
51	Lancia, Connor	SS	6-0	185	Fr.	Columbus, OH-Bishop Ready
52	Moore, Marquise*	DT	6-0	300	Jr.	Toledo, OH-Whitmer
53	Collins, Chris***	DT	6-4	300	Sr.	Cleveland, OH-John Hay
53x	Weber, Bill	OL	6-5	305	Fr. (R)	Coppell, TX-Coppell
55	Maynard, Lucas	DE	6-3	230	Fr.	Ashville, OH-Teays Valley
56	Cotterman, Chandler	OL	6-4	305	Fr.	Anna, OH-Anna
57	Heidecker, Brandon	OL	6-6	309	Fr.	Columbia Station, OH-Columbia
58	Bell, Cameron	OL	6-8	360	Fr.	Sagamore Hills, OH-Nordonia
59	Miles, Ramone	OL	6-4	271	Fr.	Toledo, OH-Central Catholic
60	Jeppesen, Nate*	OL	6-3	292	So.	Portage, MI-Central
61	Paddy, Carter	DE	6-3	260	Fr.	South Rockwood, MI-Monroe Jefferson
62	Fair, Jordan	OL	6-5	281	Fr.	Mason, OH-William Mason
64	Ebert, Mike**	OL	6-6	298	Jr.	Sandusky, OH-Perkins
65	Carter, Ruben	OL	6-4	306	Sr.	Miami, FL-Jackson/Florida State
67	Kassem, Sami	OL	6-4	320	Jr.	Cincinnati, OH-Indian Hills / ASA (NY) College
68	Perschon, Paul	OL	6-6	310	Jr.	Schaumburg, IL-Conant
69	Stintsman, Danny	DE	6-2	190	Fr.	Grafton, OH-Open Door Christian
70	Badford, Darius	OL	6-2	320	Fr. (R)	Elyria, OH-Elyria
71	Weiss, Brant	OL	6-6	280	So.	Sunbury, OH-Big Walnut
72	Harris, Bryce	OL	6-5	285	Fr.	Akron, OH-Firestone
73	Pfeiffer, Alex	OL	6-5	292	Fr. (R)	Cincinnati, OH-Anderson
74	Norton, Storm**	OL	6-8	310	Jr.	Toledo, OH-Whitmer
76	Nkansah, Elijah*	OL	6-6	295	So.	Mason, OH-Mason
78	Atariwa, Yazeed	OL	6-4	300	Fr. (R)	Sterling, VA-Dominion
79	Lozar, Zach	LS	6-1	218	Jr.	Willoughby Hills, OH-St. Ignatius
80	Roberts, Michael*	TE	6-4	265	Jr.	Cleveland, OH-Benedictine
81	Robinson, Reid	WR	6-4	200	Fr.	Hudson, OH-Hudson
83	Yousey, Zach**	WR	6-1	190	Jr.	Columbus, OH-Harvest Prep
84	Richards, Darryl	WR	6-3	185	So.	Chagrin Falls, OH-Kenston
86	Allen, Liam	WR	6-0	178	So.	Toledo, OH-St. John's Jesuit
87	Morant, Elijah	WR	6-1	190	So.	Toledo, OH-Central Catholic
88	Rogers, Zach*	WR	6-2	200	Sr.	Elyria, OH-Catholic
90	Davis, LaMarr	DL	6-1	305	Fr.	Garfield Heights, OH-Benedictine
91	Hester, Treyvon**	DT	6-4	305	Jr.	Pittsburgh, PA-Penn Hills
92	Davis, Daniel	DE	6-3	260	So.	Grand Blanc, MI-Grand Blanc
93	Childress, Nate	DL	6-3	275	Fr.	Rossford, OH-Rossford
95	Potts, Nicholas	TE	6-6	215	Fr.	Hilliard, OH-Davidson
95x	Pollard, Doug	K	6-2	180	Fr.	Monroe, MI-Monroe
97	Jones, Orion***	DT	6-2	285	Sr.	Tulsa, OK-Jenks
98	Coeling, Chad	DL	6-2	275	Fr.	Centerville, OH-Centerville
99	Covington, Allen***	DE	6-2	275	Sr.	Tampa, FL-Armwood

Roster as of Aug. 13, 2015
x - duplicate number

2015 GEOGRAPHICAL ROSTER

OHIO (56)

No.	Name	Pos.	Ht.	Wt.	Cl.	Hometown-High School/Transfer or Prep
86	Allen, Liam	WR	6-0	178	So.	Toledo, OH-St. John's Jesuit
70	Badford, Darius	OL	6-2	320	Fr. (R)	Elyria, OH-Elyria
58	Bell, Cameron	OL	6-8	360	Fr.	Sagamore Hills, OH-Nordonia
41	Berry, Michael	TE/FB	6-3	235	Fr.	Beavercreek, OH-Beavercreek
37	Blazevich, Michael	DB	6-0	195	Jr.	Northwood, OH-Cardinal Stritch
22	Bransford, Calvin	SS	6-1	195	Fr.	Dayton, OH-Stebbins
93	Childress, Nate	DL	6-3	275	Fr.	Rossford, OH-Rossford
98	Coeling, Chad	DL	6-2	275	Fr.	Centerville, OH-Centerville
13	Cole, Cameron*	CB	6-0	190	Sr.	Cincinnati, OH-LaSalle/Fort Scott (KS) C.C.
53	Collins, Chris***	DT	6-4	300	Sr.	Cleveland, OH-John Jay
56	Cotterman, Chandler	OL	6-4	305	Fr.	Anna, OH-Anna
90	Davis, LaMarr	DL	6-1	305	Fr.	Garfield Heights, OH-Benedictine
5	Dukes, Christian***	CB	5-9	185	Sr.	Cincinnati, OH-Colerain
64	Ebert, Mike**	OL	6-6	298	Jr.	Sandusky, OH-Perkins
48	Ellis, Nick*	P	5-11	170	Jr.	Pickerington, OH-Pickerington
62	Fair, Jordan	OL	6-5	281	Fr.	Mason, OH-William Mason
34	Gibbs, Keenen**	DE	6-3	265	Sr.	Cincinnati, OH-LaSalle
30x	Griffin, Roosevelt	RB	5-9	185	So.	Youngstown, OH-Cardinal Mooney
8x	Guadagni, Mitchell	QB	6-2	200	Fr.	Hudson, OH-Hudson
72	Harris, Bryce	OL	6-5	285	Fr.	Akron, OH-Firestone
57	Heidecker, Brandon	OL	6-6	309	Fr.	Columbia Station, OH-Columbia
35	High, Josh*	LB	6-0	222	Jr.	London, OH-London
3	Hunt, Kareem**	RB	6-0	225	Jr.	Willoughby, OH-South
39x	Iverson, Quincy	DB	5-11	180	Fr. (R)	Copley, OH-Copley
67	Kassem, Sami	OL	6-4	320	Jr.	Cincinnati, OH-Indian Hills / ASA (NY) College
51	Lancia, Connor	SS	6-0	185	Fr.	Columbus, OH-Bishop Ready
29	Linch, Jack*	LB	6-0	218	So.	Toledo, OH-Whitmer
79	Lozar, Zach	LS	6-1	218	Jr.	Willoughby Hills, OH-St. Ignatius
55	Maynard, Lucas	DE	6-3	230	Fr.	Ashville, OH-Teays Valley
59	Miles, Ramone	OL	6-4	271	Fr.	Toledo, OH-Central Catholic
52	Moore, Marquise*	DT	6-0	300	Jr.	Toledo, OH-Whitmer
87	Morant, Elijah	WR	6-1	190	So.	Toledo, OH-Central Catholic
76	Nkansah, Elijah*	OL	6-6	295	So.	Mason, OH-Mason
1	Norris, Cheatham***	CB	6-0	195	Sr.	Toledo, OH-St. John's
74	Norton, Storm**	OL	6-8	310	Jr.	Toledo, OH-Whitmer
45x	Norwood, Chris	LB	6-1	230	Fr.	Toledo, OH-Central Catholic
73	Pfeiffer, Alex	OL	6-5	292	Fr. (R)	Cincinnati, OH-Anderson
95x	Potts, Nicholas	TE	6-6	215	Fr.	Hilliard, OH-Davidson
31	Quinn, Zach*	LB	6-3	225	So.	Aurora, OH-Aurora
7x	Reese, Jalen	QB	6-3	200	Fr. (R)	Mansfield, OH-Mansfield
21	Remy, Marc**	RB	6-0	195	Jr.	North Olmsted, OH-North Olmsted
84	Richards, Darryl	WR	6-3	185	So.	Chagrin Falls, OH-Kenston
80	Roberts, Michael*	TE	6-4	265	Jr.	Cleveland, OH-Benedictine
81	Robinson, Reid	WR	6-4	200	Fr.	Hudson, OH-Hudson
88	Rogers, Zach*	WR	6-2	200	Sr.	Elyria, OH-Catholic
20x	Smith, Brad	RB	5-8	195	Fr. (R)	Clyde, OH-Clyde
47	Spelman, Brad	LS	6-1	220	So.	Hilliard, OH-Bradley
10	Stepec, John**	DE	6-3	260	Jr.	Willoughby Hills, OH-Lake Catholic
69	Stintsman, Danny	DE	6-2	190	Fr.	Grafton, OH-Open Door Christian
17	Taafe, Tyler	LB	6-1	221	Fr.	Hubbard, OH-Hubbard
25	Thompson, Cody*	WR	6-1	202	So.	Huron, OH-Huron
39	Vucelich, Samuel	PK	5-11	185	So.	Powell, OH-Olentangy Liberty
71	Weiss, Brant	OL	6-6	280	So.	Sunbury, OH-Big Walnut
29x	Whitfield, Marcus	WR	5-11	178	Fr. (R)	Massillon, OH-Washington
30	Woodley, Ja'Wuan*	LB	5-11	230	So.	Columbus, OH-Bishop Hartley
83	Yousey, Zach**	WR	6-1	190	Jr.	Columbus, OH-Harvest Prep

PENNSYLVANIA (10)

44	Coleman, Jaylen*	LB	6-0	235	Jr.	Pittsburgh, PA-University Prep
20	Haynes, Juwan***	CB	6-0	190	Sr.	Pittsburgh, PA-Central Catholic
91	Hester, Treyvon**	DT	6-4	305	Jr.	Pittsburgh, PA-Penn Hills
4	Jones, Corey**	WR	5-9	165	Jr.	Pittsburgh, PA-Penn Hills
24	Jones-Moore, Damion**	RB	5-7	190	Jr.	Pittsburgh, PA-Central Catholic
6x	Mathis, Trevon*	CB	6-0	175	So.	Pittsburgh, PA-Woodland Hills
35x	McKinley-Lewis, Danzel	WR	5-9	173	Fr.	Pittsburgh, PA-Seton LaSalle
2x	Swanson, Terry*	RB	5-10	202	So.	Aliquippa, PA-Aliquippa
33	Thompkins, Art	RB	5-8	175	Fr.	Pittsburgh, PA-Woodland Hills
8	Whittaker, Chaz***	S	6-2	212	Sr.	Pittsburgh, PA-Penn Hills

MICHIGAN (10)

92	Davis, Daniel	DE	6-3	260	So.	Grand Blanc, MI-Grand Blanc
60	Jeppesen, Nate*	OL	6-3	292	So.	Portage, MI-Central
61	Paddy, Carter	DE	6-3	260	Fr.	South Rockwood, MI-Monroe Jefferson
95x	Pollard, Doug	K	6-2	180	Fr.	Monroe, MI-Monroe
23	Rogers, DeJuan**	DB	6-1	191	Jr.	Detroit, MI-Cass Tech

43	Voss, Trent***	DE	6-3	235	Sr.	East Grand Rapids, MI-East Grand Rapids
36	Vuich, Travis	WR	6-4	188	Fr.	Monroe, MI-St. Mary Catholic Central
6	Wilcher, Kishon***	WR	5-7	180	Sr.	Detroit, MI-Cass Tech
42x	Wolf, Elijah	TE	6-0	190	So.	Morenci, MI-Morenci
15	Zmolik, Alex***	TE	6-5	252	Sr.	Port Huron, MI-Port Huron

FLORIDA (7)

65	Carter, Ruben	OL	6-4	306	Sr.	Miami, FL-Jackson/Florida State
28	Covington, Aaron	CB	5-9	175	Fr.	Tampa, FL-Armwood
99	Covington, Allen***	DE	6-2	275	Sr.	Tampa, FL-Armwood
8x	Davis, Andrew	WR	6-4	192	Fr. (R)	St. Petersburg, FL-Lakewood
38	Davis, Anthony	LB	6-0	190	Fr. (R)	Tampa, FL-Chamberlain
12	Ely, Phillip*	QB	6-1	202	Sr.	Tampa, FL-Plant / Alabama
24x	Milligan, Rolan	S	5-11	198	Sr.	Lake Wales, FL-Lake Wales / UAB

MARYLAND (5)

26	Frazier, Kennedy	DB	6-1	185	So.	Baltimore, MD-Calvert Hall College
14	James, Tré*	DE	6-1	250	Sr.	Baltimore, MD-Balt. City College / Snow College
7	Johnson, Delando*	DB	6-2	200	Jr.	Baltimore, MD-Calvert Hall College
2	Martin, Jordan**	DB	6-2	205	Jr.	Upper Marlboro, MD-Forestville Bishop McNamara
32	Teachey, Josh	CB	5-11	172	Fr.	Pomfret, MD-McDonough

ILLINOIS (4)

45	Kulon, Adam	TE/FB	6-4	250	Jr.	Algonquin, IL-H.D. Jacobs
40	Murdock, Chase***	LB	6-0	225	Sr.	Barrington, IL-Barrington
42	Olekanma, Richard	LB	6-2	240	Fr. (R)	Downers Grove, IL-North
68	Perschon, Paul	OL	6-6	310	Jr.	Schaumburg, IL-Conant

VIRGINIA (3)

95	Atariwa, Yazeed	OL	6-4	300	Fr. (R)	Sterling, VA-Dominion
46	Fisher, Jordan	TE	6-3	210	Fr.	Leesburg, VA-Tuscarora
3x	Swift, Conner*	DB	5-11	195	Jr.	Waynesboro, VA-Wilson Memorial

INDIANA (2)

7x	Johnson, Jon'Vea	WR	6-0	183	Fr. (R)	Gary, IN-West Side
49	Schafer, Andrew	DB	5-11	175	Fr.	Marian, IN-Marian

NORTH CAROLINA (2)

21x	Mattison, Cameron	DB	6-1	202	Fr. (R)	Charlotte, NC-Mallard Creek
25x	Robinson, Kahlil	DB	6-1	170	Fr.	Charlotte, NC-Southlake Christian Academy

TEXAS (2)

9x	Adeniyi, Olasunkanmi	DE	6-2	250	Fr. (R)	Richmond, TX-Fort Bend Bush
53x	Weber, Bill	OL	6-5	305	Fr. (R)	Coppell, TX-Coppell

GEORGIA (1)

96	Vest, Jameson	K	5-9	203	Fr.	Peachtree City, GA-Our Lady of Mercy
----	---------------	---	-----	-----	-----	--------------------------------------

KENTUCKY (1)

11	Woodside, Logan**	QB	6-2	210	Jr.	Frankfort, KY-Franklin County
----	-------------------	----	-----	-----	-----	-------------------------------

LOUISIANA (1)

10x	Gibson, Quentin	QB	6-3	195	Fr. (R)	Marrero, LA-Archbishop Shaw
-----	-----------------	----	-----	-----	---------	-----------------------------

MISSOURI (1)

12x	Alexander, Devin	LB	6-0	225	Fr. (R)	St. Louis, MO-Ritenour
-----	------------------	----	-----	-----	---------	------------------------

NEW JERSEY (1)

27	Hollman, Kadar	DB	6-1	185	Fr.	Burlington, NJ-Burlington Township
----	----------------	----	-----	-----	-----	------------------------------------

OKLAHOMA (1)

97	Jones, Orion***	DT	6-2	285	Sr.	Tulsa, OK-Jenks
----	-----------------	----	-----	-----	-----	-----------------

SOUTH CAROLINA (1)

5x	Julian, Michael*	QB/P	6-5	215	So.	Hilton Head Island, SC-Hilton Head Island
----	------------------	------	-----	-----	-----	---

WASHINGTON, D.C. (1)

9	Russell, Alonzo***	WR	6-4	205	Sr.	Washington, D.C.-H.D. Woodson/Milford(NY)Academy
---	--------------------	----	-----	-----	-----	--

2015 ROSTER BY CLASS

SENIORS (19)

No.	Name	Pos.	Ht.	Wt.	Cl.
65	Carter, Ruben	OL	6-4	306	Sr.
13	Cole, Cameron*	CB	6-0	190	Sr.
53	Collins, Chris***	DT	6-4	300	Sr.
99	Covington, Allen***	DE	6-2	275	Sr.
5	Dukes, Christian***	CB	5-9	185	Sr.
12	Ely, Phillip*	QB	6-1	202	Sr.
34	Gibbs, Keenen**	DE	6-3	265	Sr.
20	Haynes, Juwan***	CB	6-0	190	Sr.
14	James, Tré*	DE	6-1	250	Sr.
97	Jones, Orion***	DT	6-2	285	Sr.
24x	Milligan, Rolan	S	5-11	198	Sr.
40	Murdock, Chase***	LB	6-0	225	Sr.
1	Norrils, Cheatham***	CB	6-0	195	Sr.
88	Rogers, Zach*	WR	6-2	200	Sr.
9	Russell, Alonzo***	WR	6-4	205	Sr.
43	Voss, Trent***	DE	6-3	235	Sr.
8	Whittaker, Chaz***	S	6-2	212	Sr.
6	Wilcher, Kishon***	WR	5-7	180	Sr.
15	Zmolik, Alex***	TE	6-5	252	Sr.

71	Weiss, Brant	OL	6-6	280	So.
42x	Wolf, Elijah	TE	6-0	190	So.
30	Woodley, Ja'Wuan*	LB	5-11	230	So.

REDSHIRT FRESHMEN (16)

No.	Name	Pos.	Ht.	Wt.	Cl.
9x	Adeniyi, Olasunkanmi	DE	6-2	250	Fr. (R)
12x	Alexander, Devin	LB	6-0	225	Fr. (R)
95	Atariwa, Yazeed	OL	6-4	300	Fr. (R)
70	Badford, Darius	OL	6-2	320	Fr. (R)
8x	Davis, Andrew	WR	6-4	192	Fr. (R)
38	Davis, Anthony	LB	6-0	190	Fr. (R)
10x	Gibson, Quentin	QB	6-3	195	Fr. (R)
39x	Iverson, Quincy	DB	5-11	180	Fr. (R)
7x	Johnson, Jon'Vea	WR	6-0	183	Fr. (R)
21x	Mattison, Cameron	DB	6-1	202	Fr. (R)
42	Olekanma, Richard	LB	6-2	240	Fr. (R)
73	Pfeiffer, Alex	OL	6-5	292	Fr. (R)
7x	Reese, Jalen	QB	6-3	200	Fr. (R)
20x	Smith, Brad	RB	5-8	195	Fr. (R)
53x	Weber, Bill	OL	6-5	305	Fr. (R)
29x	Whitfield, Marcus	WR	5-11	178	Fr. (R)

JUNIORS (24)

No.	Name	Pos.	Ht.	Wt.	Cl.
37	Blazevich, Michael	DB	6-0	195	Jr.
44	Coleman, Jaylen*	LB	6-0	235	Jr.
64	Ebert, Mike**	OL	6-6	298	Jr.
48	Ellis, Nick*	P	5-11	170	Jr.
91	Hester, Treyvon**	DT	6-4	305	Jr.
35	High, Josh*	LB	6-0	222	Jr.
3	Hunt, Kareem**	RB	6-0	225	Jr.
7	Johnson, Delando*	DB	6-2	200	Jr.
4	Jones, Corey**	WR	5-9	165	Jr.
24	Jones-Moore, Damion**	RB	5-7	190	Jr.
67	Kassem, Sami	OL	6-4	320	Jr.
45	Kulom, Adam	TE/FB	6-4	250	Jr.
79	Lozar, Zach	LS	6-1	218	Jr.
2	Martin, Jordan**	DB	6-2	205	Jr.
52	Moore, Marquise*	DT	6-0	300	Jr.
74	Norton, Storm**	OL	6-8	310	Jr.
68	Perschon, Paul	OL	6-6	310	Jr.
21	Remy, Marc**	RB	6-0	195	Jr.
80	Roberts, Michael*	TE	6-4	265	Jr.
23	Rogers, DeJuan**	DB	6-1	191	Jr.
10	Stepec, John**	DE	6-3	260	Jr.
3x	Swift, Connery*	DB	5-11	195	Jr.
83	Yousey, Zach**	WR	6-1	190	Jr.
11	Woodside, Logan**	QB	6-2	210	Jr.

FRESHMEN (31)

No.	Name	Pos.	Ht.	Wt.	Cl.
58	Bell, Cameron	OL	6-8	360	Fr.
41	Berry, Michael	TE/FB	6-3	235	Fr.
22	Bransford, Calvin	SS	6-1	195	Fr.
93	Childress, Nate	DL	6-3	275	Fr.
98	Coeling, Chad	DL	6-2	275	Fr.
56	Cotterman, Chandler	OL	6-4	305	Fr.
28	Covington, Aaron	CB	5-9	175	Fr.
90	Davis, LaMarr	DL	6-1	305	Fr.
62	Fair, Jordan	OL	6-5	281	Fr.
46	Fisher, Jordan	TE	6-3	210	Fr.
8x	Guadagni, Mitchell	QB	6-2	200	Fr.
72	Harris, Bryce	OL	6-5	285	Fr.
57	Heidecker, Brandon	OL	6-6	309	Fr.
27	Hollman, Kadar	DB	6-1	185	Fr.
51	Lancia, Connor	SS	6-0	185	Fr.
55	Maynard, Lucas	DE	6-3	230	Fr.
35x	McKinley-Lewis, Danzel	WR	5-9	173	Fr.
59	Miles, Ramone	OL	6-4	271	Fr.
45x	Norwood, Chris	LB	6-1	230	Fr.
61	Paddy, Carter	DE	6-3	260	Fr.
95x	Pollard, Doug	K	6-2	180	Fr.
95x	Potts, Nicholas	TE	6-6	215	Fr.
25x	Robinson, Kahlil	DB	6-1	170	Fr.
81	Robinson, Reid	WR	6-4	200	Fr.
49	Schafer, Andrew	DB	5-11	175	Fr.
69	Stintzman, Danny	DE	6-2	190	Fr.
17	Taafe, Tyler	LB	6-1	221	Fr.
32	Teachey, Josh	CB	5-11	172	Fr.
33	Thompkins, Art	RB	5-8	175	Fr.
96	Vest, Jameson	K	5-9	203	Fr.
36	Vuich, Travis	WR	6-4	188	Fr.

SOPHOMORES (19)

No.	Name	Pos.	Ht.	Wt.	Cl.
86	Allen, Liam	WR	6-0	178	So.
92	Davis, Daniel	DE	6-3	260	So.
26	Frazier, Kennedy	DB	6-1	185	So.
30x	Griffin, Roosevelt	RB	5-9	185	So.
60	Jeppesen, Nate*	OL	6-3	292	So.
5x	Julian, Michael*	QB/P	6-5	215	So.
29	Linch, Jack*	LB	6-0	218	So.
6x	Mathis, Trevon*	CB	6-0	175	So.
87	Morant, Elijah	WR	6-1	190	So.
76	Nkansah, Elijah*	OL	6-6	295	So.
31	Quinn, Zach*	LB	6-3	225	So.
84	Richards, Darryl	WR	6-3	185	So.
47	Spelman, Brad	LS	6-1	220	So.
2x	Swanson, Terry*	RB	5-10	202	So.
25	Thompson, Cody*	WR	6-1	202	So.
39	Vucelich, Samuel	PK	5-11	185	So.

Roster as of Aug. 13, 2015
x - duplicate number

2015 ROSTER MISCELLANY

TALLEST ROCKETS

	HEIGHT
Cameron Bell	6-8
Storm Norton	6-8
Mike Ebert	6-6
Brandon Heidecker	6-6
Elijah Nkansah	6-6
Paul Perschon	6-6
Nicholas Potts	6-6
Brant Weiss	6-6

SHORTEST ROCKETS

	HEIGHT
Damion Jones-Moore	5-7
Kishon Wilcher	5-7

HEAVIEST ROCKETS

	WEIGHT
Cameron Bell	360
Sami Kassem	320
Darius Badford	320
Storm Norton	310
Paul Perschon	310

LIGHTEST ROCKETS

	WEIGHT
Corey Jones	165
Nick Ellis	170
Kahlil Robinson	170
Josh Teachey	172

YOUNGEST ROCKETS

	AGE (BIRTH DATE)
Olasunkanmi Adeniyi	17 (Sept. 3, 1997)
Bryce Harris	18 (Aug. 28, 1997)
Calvin Bransford	18 (Aug. 11, 1997)

OLDEST ROCKETS

	AGE (BIRTH DATE)
Keenan Gibbs	23 (Oct. 28, 1991)
Cameron Cole	23 (Nov. 12, 1991)
Treyvon Hester	22 (Sept. 21, 1992)
Alonzo Russell	22 (Sept. 29, 1992)
Zach Rogers	22 (Nov. 28, 1992)
Christian Dukes	22 (Dec. 15, 1992)

FASTEST ROCKETS

	BEST TIME IN 40
Kishon Wilcher	4.35
Kadar Hollman	4.40
Juwan Haynes	4.45
Alonzo Russell	4.45

STRONGEST ROCKETS

	BENCH PRESS
Treyvon Hester	455
Chad Coeling	455
Chase Murdock	435
Chris Collins	430
Jaylen Coleman	430
John Stepec	430

BEST ROCKET LIFTOFF

	VERTICAL JUMP
Trevon Mathis	41.5
Kishon Wilcher	41.0
Cheatham Norrils	39.0

Data from spring 2015

TOLEDO PRONUNCIATION GUIDE

Olasunkanmi Adeniyi	OH-la-suhn-KAHN-mee ah-DAY-nee	Cheatham Norrils	CHEE-dum NOR-illz
Yazeed Atariwa	YAH-zeed AH-tar-EE-wah	Richard Olekanma	OH-lay-kahn-mah
Michael Blazeovich	BLAZE-uh-vitch	Paul Perschon	per-SHOWN
Chad Coeling	CO-ling	Taylor Taafe	TAFE
Phillip Ely	E-lee	Samuel Vucelich	VOO-suh-litch
Mitchell Guadagni	GWUH-don-ee	Travis Vuich	VOO-itch
Brandon Heidecker	HI-duh-ker	Brant Weiss	WICE
Kadar Hollman	kuh-DAR HALL-mon	Kishon Wilcher	KEY-shawn
Nate Jeppesen	JEPP-eh-sen	Zach Yousey	YOW-zee
Jon'Vea Johnson	JOHN-vay	Alex Zmolik	ZMO-lick
Orion Jones	OR-e-on		
Sami Kassem	KUH-sim	COACHES	
Adam Kulon	KOO-lahn	Jon Heacock	HAY-cock
Conner Lancia	LAN-see-uh	Eli Rasheed	E-ly RAH-sheed
Trevon Mathis	TRAY-von	Tyson Veidt	VITE
Marquise Moore	MAR-kees		
Elijah Nkansah	en-KAN-sah		



HEAD COACH MATT CAMPBELL

Now entering his fourth season as the head football coach at the University of Toledo, Matt Campbell sums up his football philosophy with one word.

“Relentless,” said Campbell. “Going from good to great requires relentlessness. I want to be relentless in the pursuit of greatness, and I want my staff and players to be the same way.”

Campbell’s pursuit of greatness has vaulted him up the coaching ladder quickly. He was named Toledo head coach on Dec. 12, 2011, becoming the youngest head coach in the NCAA Division I FBS at the time by more than three years. Today, at age 35, he is still the third-youngest head coach in the FBS. But age has no bearing on what Campbell has accomplished thus far in his career, and it certainly is not a factor on where he plans to lead the UT program.

Just 16 days after taking over the helm in 2011, Campbell led the Rockets to a 42-41 victory over Air

Force in the Military Bowl. He followed that up with three consecutive winning seasons, giving him a 26-13 record as a head coach, the top winning percentage in Toledo history for coaches with at least three years at the helm. The 2014 season may have been his finest as head coach. The Rockets suffered injuries to their top three quarterbacks but still managed to go 9-4 and defeat Arkansas State, 63-44, in the 2015 GoDaddy Bowl.

These are just the latest chapters in Campbell’s meteoric rise that began just a little more than a decade ago. When the subject of the most successful young coaches in the nation comes up, Campbell’s name is almost always included in the conversation.

There are many keys to Campbell’s success, but foremost is his relationship with his players. He is a stern taskmaster (‘relentless,’ you might say), but his players universally love and respect him. Campbell is one of those rare individu-



The Campbell family enjoyed the sights at the GoDaddy Bowl in Mobile, AL last January.

als who has the ability to connect with those around him.

“Being involved is essential,” he said. “It’s all about communication. You have to be engaged with everyone in your program. We set goals with each individual player. It’s important to understand their goals and push them to achieve them. You have to be accessible. It’s the same with everyone who is involved in your program. You have to connect with them in a meaningful way.”

BORN IN FOOTBALL COUNTRY

Campbell’s passion for football was nurtured in the heart of football country. He was born Massillon, OH, a football hotbed famous for presenting every male baby with a miniature football at the hospital nursery. His father, Rick, was the football coach at Massillon Jackson High School, a rival to Campbell’s own high school, Massillon Perry. An outstanding high school football player, Campbell ultimately chose to play college football at Mount Union, just a short drive from his



Campbell celebrates the victory at the 2015 GoDaddy Bowl.

home.

Campbell thrived at Mount Union under legendary coach Larry Kehres, twice earning first-team All-America and Ohio Athletic Conference defensive lineman of the year honors. Better still, Campbell was a vital part of three consecutive NCAA Division III national titles (2000, 2001, 2002). During his career at Mount Union, he had 207 tackles, 49 tackles for loss and 22 sacks. Campbell also excelled in the classroom, earning CoSIDA Academic All-America honors and graduating in 2002.

LEARNING THE COACHING ROPES

Campbell began his coaching career as the offensive graduate assistant at Bowling Green in 2003 and 2004, working with the tight ends for teams that won the 2003 Motor City Bowl and 2004 GMAC Bowl. He then returned to his alma mater for the 2005 season as offensive coordinator/offensive line coach.

In his two seasons leading the Mount Union offense, Campbell and the Purple Raiders went 29-1 and won two NCAA Division III national titles. In those two seasons at Mount Union, Campbell mentored six All-Americans on offense, including future NFL star wide receiver Pierre Garcon.

Campbell returned to Bowling Green as an assistant coach for two seasons, one as the offensive line coach (2007) and one as the offensive line coach/running game coordinator (2008). The 2007 Falcons went 8-5 and earned a trip to the GMAC Bowl.

FIRING UP THE ROCKET OFFENSE

Campbell’s next move in the coaching ranks turned out to be pivotal, joining the Rocket staff as the offensive coordinator under head coach Tim Beckman in 2009. At age 29, Campbell was the second-youngest coordinator in the NCAA Division I FBS, but that didn’t prevent him from molding the Rockets into one of the highest scoring offenses in the country.

Beckman and Campbell had coached together for one season at Bowling Green in 2004 when Beckman was an assistant and Campbell was a graduate assistant. Their reunification at Toledo re-energized the Rocket offense. Toledo’s offense was consistently among the most productive in the nation in Campbell’s three seasons as



At age 35, Campbell is the third-youngest head coach in NCAA Division I-FBS.



Campbell hoists the trophy with UT Athletic Director Mike O'Brien after the Rockets came away with a victory in his first game as head coach, a 42-41 triumph over Air Force at the 2011 Military Bowl.

offensive coordinator.

In his first season with the Rockets, Campbell helped guide UT to the No. 16-ranked offense in the country (437.9 yards per game), despite losing senior quarterback Aaron Opelt to injury midway through the season. The Rockets also ranked No. 1 in fourth-down conversions (80.0 percent) and No. 18 in passing yards (278.1). Three Rockets earned All-MAC honors on offense, while Eric Page led the nation in receptions by a freshman and was named first-team Freshman All-America by *Phil Steele Magazine* and the *College Football News*.

Toledo's offensive resurgence continued in 2010, a season that saw the Rockets go 8-5 and make their first bowl appearance in five years. The Rockets ranked third in the Mid-American Conference in both scoring and total offense. UT also featured two of the most exciting players in the league, Page and junior running back Adonis Thomas. Page was third in the MAC in receptions with 99, and earned numerous All-America honors as a kickoff returner. Thomas rushed for 1,098 yards and led the conference with 6.3 yards per carry. Campbell also mentored a very effective offensive line, including junior tackle Mike VanDerMeulen, a third-team All-MAC selection.

In 2011, Toledo (9-4, 7-1 MAC) ranked eighth nation-

ally and first in the MAC in scoring offense (42.2), and 10th in the country and first in the MAC in total offense (481.3). The Rockets also ranked eighth in the nation and first in the league in passing efficiency (160.4) and 18th in the country and fourth in the MAC in rushing offense (213.6). The Rockets' offensive line was tied for sixth in the country and first in the MAC in fewest sacks allowed (10). A big key for the team's success was its ability to protect the football. UT ranked third in the nation in turnover margin (+1.2) and tied for sixth in fewest turnovers (14).

The Rockets' offense gained the national spotlight when it scored more than 60 points in consecutive games for the first time in school history: 60 points vs. Northern Illinois on Nov. 1 and 66 vs. Western Michigan on Nov. 8. Page continued his rampage through the record books, finishing second in the country with 125 receptions. He was one of four finalists for the Paul Hornung Award as the nation's most versatile player, and one of four Rockets to earn All-MAC honors on offense. VanDerMeulen and Thomas repeated as all-league performers, and they were joined by sophomore center Zac Kerin.

Campbell earned national attention for his recruiting, as well. Rivals.com named him a "top recruiter" in 2011. Campbell was one of nine coaches from non-automatic qualifying schools in the BCS to make the list, and the only one from the Mid-American Conference. Toledo's 2010, 2011 and 2012 recruiting classes were ranked either No. 1 or No. 2 in the MAC by virtually every scouting service.

TAKING OVER THE HELM

Campbell's career took a dramatic turn at the end of the 2011 regular season when Beckman left the program



Campbell has a 26-13 record as head coach, the best winning percentage of any head coach at UT with at least three years at the helm.

to take the head coaching position at Illinois. UT Athletic Director Mike O'Brien immediately named Campbell the interim head coach. Three days later, O'Brien decided to remove the interim label, and Campbell was introduced as Toledo's permanent head coach.

With the Military Bowl looming in just 16 days, Campbell had to prepare his team for the game, while simultaneously gearing up for the 2012 recruiting battles and re-building his coaching staff.

For the Military Bowl matchup vs. Air Force, Campbell chose to remain in his normal offensive coordinator position in the coaches' box and let associate head coach Louis Ayeni handle the on-field duties. The strategy worked out perfectly, as the Rockets put up 42 points against a solid Falcon defense. The game was ultimately decided by the UT defense, however, as the Rockets forced a fumble when Air Force tried for a two-point conversion following an apparent game-tying touchdown with just over a minute left to play.

BUILDING CHAMPIONS AT TOLEDO

Campbell's first full season as head coach of the Rockets was quite an exciting ride. Following an overtime loss at Arizona in the season opener, Toledo reeled off eight consecutive victories, including a 29-23 triumph over



Campbell took the ALS ice-bucket challenge in style last summer.

then-No. 18 Cincinnati. Close conference losses to Ball State and Northern Illinois shot down the Rockets' dreams of a MAC Championship title, but UT won nine regular-season games and earned a trip to the 2012 Famous Idaho Potato Bowl vs. Utah State. It was Toledo's third straight winning season and third consecutive bowl appearance.

Campbell's Rockets also accomplished something that no UT squad has ever done—crack into the Top 25 of the BCS rankings. Toledo moved into the No. 25 spot on Nov. 4, the same week it placed No. 23 in the AP poll and No. 25 in the USA Today coaches poll. It was the Rockets' first appearance in a Top 25 poll since 2001.

The 2012 Rockets featured nine players who earned All-MAC honors, including a league-best six slots on the first team. Junior Bernard Reedy earned first-team accolades at wide receiver and punt returner, as well as second-team honors at kickoff returner. A first-teamer on the defensive side of the ball, senior Dan Molls, led the nation in tackles with 166.

In Year No. 2 under Campbell, the Rockets finished with a 7-5 mark, 5-3 in league play. Toledo navigated one of its toughest non-conference schedules ever, traveling to then-No. 10 Florida and eventual SEC East champion Missouri to start off the season. The Rockets lost those two



UT Athletic Director Mike O'Brien named Matt Campbell the 26th head football coach in the history of the University of Toledo on Dec. 12, 2011.

contests, but won seven of the next eight games, including a 28-25 triumph over arch-rival and eventual MAC champion Bowling Green, to finish with a 7-5 mark.


2014: BOWL CHAMPIONS AGAIN!

In 2014, the Rockets went 9-4 and earned a share of the MAC West Division title with a 7-1 league mark. But that only begins to tell the story, as Campbell and his staff kept the Rockets on task despite numerous key injuries.

The first blow came in the second game of the season, a 49-24 loss to a powerful Missouri squad. Junior Phillip Ely, who won a hard-fought battle to earn the starting quarterback job, went down with a knee injury that ended his season. Two games later, star sophomore running back Kareem Hunt went down with a foot injury that forced him to miss three full games and parts of two others.

Nevertheless, the Rockets charged on, with sophomore Logan Woodside stepping in at quarterback and freshman Terry Swanson coming up with some big games at running back. Toledo won five straight MAC contests to set up a showdown with division rival Northern Illinois. Injuries plagued UT once again, as both Woodside and No. 3 QB Michael Julian went down in the NIU game. Toledo was narrowly defeated by the Huskies, 27-24, despite heroics from fourth-string signal-caller Dwight Macon.

The Rockets capped the regular season with wins over



Campbell chats with former Washington Redskins quarterback Joe Theisman at the 2015 GoDaddy Bowl.

Eastern Michigan and Bowling Green, followed by a resounding 63-44 victory over Arkansas State in the GoDaddy Bowl. With Woodside and Hunt back in the lineup, the Rockets piled up 541 yards and nine touchdowns on offense. Hunt alone accounted for 271 yards rushing and five TDs.

Hunt finished the 2014 season with 1,631 yards rushing and ranked No. 2 in the nation in yards per carry with 7.96. He was one of 11 Rockets to make the All-MAC team, tied for most in the league. Senior center Greg Mancz, a second-team All-America choice by the Football Writers Association of America, earned the Vern Smith Leadership Award, given annually to the top player in the MAC. Mancz was the first lineman ever to receive that award.

As a team, Toledo led the MAC in scoring offense (36.6), total offense (490.5), rushing offense (256.4) and rushing defense (116.2).

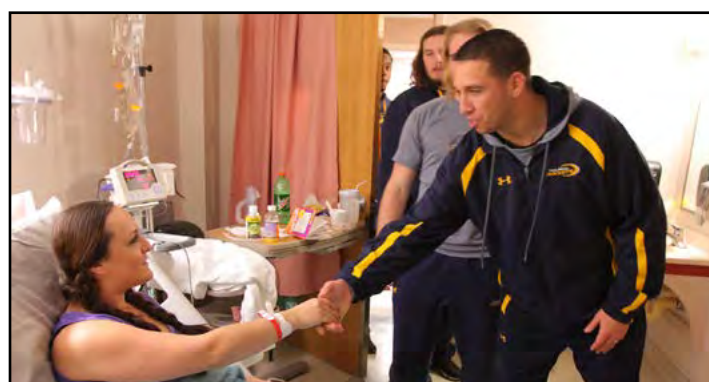
FAMILY MAN

Campbell comes from a football family that placed a high value on education. His father, Rick, coached at Jackson High School in Massillon, OH, and later served as principal there. Campbell's mother, Elaine, is a grant writer for Mercy Medical Hospital in Canton, OH.

Campbell and his wife Erica have two girls, Katelyn (6) and Isabella (5), and a son, Rudy (2).



In three full seasons as head coach, Matt Campbell's teams have won two bowl games and compiled an 18-6 record in MAC contests.



Campbell and the Rockets visited patients at the VA Hospital in Boise during the week of the Famous Idaho Potato Bowl in 2012. Campbell encourages his players to participate in community service in the off-season.

MATT CAMPBELL FILE

Personal Information

Date of Birth: Nov. 29, 1979

Hometown: Massillon, OH

High School: Massillon Perry

Family: Wife: Erica; Children: Katelyn (6) and Isabella (5), Rudy (2)

Education: Bachelor's degree in history, Mount Union, 2002



Record as a Head Coach

Year	School	Position	Record	MAC	Highlights
2011	Toledo	Head Coach	1-0	0-0	Military Bowl Champions
2012	Toledo	Head Coach	9-4	6-2	Famous Idaho Potato Bowl
2013	Toledo	Head Coach	7-5	5-3	
2014	Toledo	Head Coach	9-4	7-1	GoDaddy Bowl Champs, MAC West Co-Champion
Career Record			26-13	18-6	

Record as an Assistant Coach

Year	School	Position	Record / Highlights
2003	Bowling Green	Graduate Assistant	11-3 / Motor City Bowl Champions
2004	Bowling Green	Graduate Assistant	9-3 / GMAC Bowl
2005	Mount Union	Offensive Coordinator/Offensive Line	14-1 / D-III National Champions
2006	Mount Union	Offensive Coordinator/Offensive Line	15-0 / D-III National Champions
2007	Bowling Green	Offensive Line	8-5 / GMAC Bowl
2008	Bowling Green	Offensive Line/Run-Game Coordinator	6-6
2009	Toledo	Run-Game Coordinator/Offensive Line	5-7
2010	Toledo	Offensive Coordinator/Offensive Line	8-5 / Little Caesars Pizza Bowl
2011	Toledo	Offensive Coordinator/Offensive Line	8-4 / Military Bowl Champions

Bowl Games Participated in as a Coach

- 2003 Motor City Bowl
- 2004 GMAC Bowl
- 2007 GMAC Bowl
- 2010 Little Caesars Pizza Bowl
- 2011 Military Bowl
- 2012 Famous Idaho Potato Bowl
- 2015 GoDaddy Bowl (2014 season)

NCAA Division III National Champions Participated in as a Coach

- 2005 Mount Union
- 2006 Mount Union

NFL Players Coached by Matt Campbell

- Jayrone Elliott (Toledo, 2010-13): Green Bay.
- T.J. Fatinikun (Toledo, 2009-12): Tampa Bay.
- Pierre Garcon (Mount Union, 2004-07): Indianapolis, Washington.
- Josh Harris (Bowling Green, 2000-03): Cleveland.
- Kevin Kowalski (Toledo, 2007-10): Dallas, Washington.
- Kory Lichtensteiger (Bowling Green, 2003-07): Washington.
- Phillipkeith Manley (Toledo, 2008-11): Atlanta.
- Scott Mruzckowski (Bowling Green, 2001-04): San Diego.
- Danny Noble (Toledo, 2008-11): Tampa Bay, Jacksonville.
- Eric Page (Toledo, 2009-11): Tampa Bay.
- Cecil Shorts (Mount Union, 2006-10): Jacksonville.
- Stephen Williams (Toledo, 2006-09): Arizona, Seattle, Jacksonville, Miami.

College Football Playing Career

- Defensive lineman, Mount Union College 1999-2002
- NCAA Division III All-American, 2001 and 2002
- NCAA Division III National Champions, 2000, 2001 and 2002



The Campbell Family (Clockwise): Erica, Rudy and Matt, Isabella and Katelyn.

WHAT FORMER PLAYERS SAY ABOUT MATT CAMPBELL



"I love him as a coach because he's not that far removed from the game. He knows what the players are going through. He's the kind of coach players want to play for. He definitely has our respect but at the same time we know he always has our best interest at heart."

Former quarterback Austin Dantin



"We all believe in Coach Campbell. We've always believed in him. He definitely has our backs. He's built a solid relationship with the players on our team."

Former defensive end T.J. Fatinikun



"He truly has affected me to be a better player and a better person. When you have someone like that in your program that has such a positive influence on players it's huge. He holds everybody accountable. He makes you understand how your actions affect more than just yourself. He's everything you look for in a father figure and a leader."

Former offensive lineman and former graduate assistant John Morookian



JASON CANDLE

Associate Head Coach Offensive Coordinator/Quarterbacks

Alma Mater: Mount Union '03

Hometown: Salem, OH

Age: 35 (born 11/12/1979)

The man pushing the buttons for Toledo's offensive machine is associate head coach Jason Candle. Candle is entering his seventh season on the Rockets' staff and his fourth as UT's offensive coordinator. He will also coach the quarterbacks for a second season.

The Rocket offense in 2014 may have been the best yet under Candle's guidance. UT led the Mid-American Conference in just about every major offensive category, including scoring offense (36.6), total offense (490.5) and rushing offense (256.4). The season culminated with a nine-touchdown outburst in a 63-44 victory over Arkansas in the GoDaddy Bowl.

Six Rockets earned All-MAC recognition in 2014, with senior center Greg Mancz snagging second-team All-America honors and the Vern Smith Leadership Award, given annually to the top player in the MAC. Sophomore running back Kareem Hunt ranked 10th in the nation in rushing (1,631 yards) and second in yards per carry (7.96). Candle also skillfully guided the Rocket quarterbacks through a challenging season in which the top three signal-callers were all injured at the same time.

In 2013, the Rockets averaged 33.0 points and 447.3 yards of total offense per game. Toledo's running game was especially effective, ranking second in the Mid-American Conference with 240.6 yards per contest. In addition, seven players on the offensive side of the ball earned All-MAC honors, including two-time first-team running back David Fluellen.

In his debut as offensive coordinator in 2012, Candle helped guide the third-ranked offense in the MAC, as UT averaged 445.2 yards per game. The Rockets had five offensive players make the All-MAC team, propelling them to a 9-4 mark and a trip to the Famous Idaho Potato Bowl.

As the receivers coach from 2009-11, Candle mentored one of the most decorated receivers in Rocket history, Eric Page. Page caught 306 passes in his career, the most ever by a Division I-BCS receiver in three seasons. A three-time All-MAC player, Page broke virtually every UT receiving record and tied the MAC record for career receptions.

In 2009, Candle coached the slot receivers and tight ends. He helped guide Page to an outstanding freshman season. Page led the nation in receptions (82) and yardage (1,159) by a freshman and was named first-team Freshman All-America by *Phil Steele Magazine* and the *College Football News*.

In 2010, the Rockets went 8-5 and made their first bowl appearance in five seasons. Page caught 99 passes and was a first-team All-MAC honoree at wide receiver, earning All-America honors at kickoff return, as well.

In 2011, the Rockets went 9-4

and won their first bowl game in six years, a 42-41 victory over Air Force in the Military Bowl. Sophomore wide receiver Bernard Reedy caught three touchdown passes and was named the game's MVP. Page caught a school-record 125 passes for the season and once again earned first-team All-MAC honors.

Candle has earned some national accolades of his own. In 2010, he was named one of the top recruiters in the nation by Rivals.com. He was one of only nine coaches in the country from non-automatic BCS qualifying conferences to be named to the list and the only coach from the MAC. Candle also was named the Mid-American Conference "Recruiter of the Year" by Scout.com in both 2011 and 2012. Toledo's 2011 recruiting class was ranked No. 1 in the MAC by both Scout.com and Rivals.com.

Candle joined the Rockets' staff in 2009 after spending both his playing and coaching career under head coach Larry Kehres at Mount Union. In Candle's six years as an assistant at Mount Union, the Purple Raiders went 83-4 and won NCAA Division III national championships in 2005, 2006 and 2008. The 2003 and 2007 teams lost in the national championship game.

A 2003 Mount Union graduate, Candle was an All-Ohio Athletic Conference first-team selection in 2001 as he led the team in receptions (41), yards receiving (778) and touchdowns (9). He was a key member of the 2000 and 2001 national championship teams and finished his career with 57 grabs for 1,037 yards and 11 scores.

Candle began his coaching career at Mount Union in 2003 as the receivers coach. In the 2004 and 2005 seasons, he worked with current Rocket head coach Matt Campbell, who was the Purple Raiders' offensive coordinator at the time. Candle took over the post of offensive coordinator in 2007, and also assumed the duties as the program's recruiting coordinator.

In Candle's two seasons as offensive coordinator, the Purple Raiders went 29-1, winning the national championship in 2008 and finishing as runners-up in 2007. Mount Union offensive players earned nine All-American honors in Candle's two seasons running the offense. QB Greg Micheli was honored in 2008 with the Gagliardi Trophy, given annually to the best NCAA Division III player in the nation. Candle also helped guide two Purple Raider receivers to All-American status during his time as the receivers

coach from 2003-08. One of those All-American receivers, Pierre Garcon, is a starting wide receiver for the Washington Redskins. The other was Cecil Shorts, a fourth-round draft pick of the Jacksonville Jaguars in 2011.

Candle and his wife Nicole Hackbarth were married in June of 2014.

CANDLE'S COACHING EXPERIENCE

2014-15	Toledo - Offensive Coordinator/Quarterbacks
2012-13	Toledo - Offensive Coordinator/Wide Receivers
2010-11	Toledo - Receivers
2009	Toledo - Slot Receivers/Tight Ends
2007-08	Mount Union - Offensive Coordinator
2003-06	Mount Union - Receivers



JON HEACOCK

Assistant Head Coach Defensive Coordinator/Safeties

Alma Mater: Muskingum '83

Hometown: Beloit, OH

Age: 54 (born 10/11/1960)

Jon Heacock made his impact felt immediately in his debut season as Toledo's defensive coordinator.

Heacock, a 31-year veteran of the college football coaching ranks, helped Toledo's defense improve in just about every category. The Rockets ranked No. 1 in the Mid-American Conference in rushing defense (116.2 yards per game) in 2014 after ranking fifth the season prior (170.4). Toledo's defense held opponents to 20 points or fewer in five games, helping the Rockets earn a 9-4 record, 7-1 in MAC play.

Four Rockets earned All-MAC honors in 2014, including linebacker Junior Sylvestre, who made first-team All-MAC for the second straight season.

A former graduate assistant at UT under Dan Simrell in 1983, Heacock returned to Toledo after spending one season as the defensive backs coach at Purdue. Prior to that, he was the defensive coordinator and cornerbacks coach at Kent State in 2011 and 2012. Under Heacock, the Golden Flashes' defense had 38 takeaways in 2012, second among all FBS schools, and an FBS-best +1.62 turnover margin. The Flashes finished with an 11-3 record in 2012, including a perfect 8-0 mark in the Mid-American Conference. They were in the upper half of the MAC in nearly every defensive statistical category, including second in rushing defense and fourth in scoring defense. In 2011, Heacock's defense was seventh in the FBS in fumbles recovered and turnover margin, 10th in turnovers gained, 18th in tackles for loss and 21st in total defense.

Prior to joining KSU in 2011, Heacock spent nine seasons as the head coach at Youngstown State, which included a 2006 run to the national semifinals in the Football Championship Subdivision. He was named the Gateway Conference Coach of the Year in 2005 and 2006, and ended his tenure with a 60-44 overall record. He was also named

the American Football Coaches Association's Division I-AA Region Four Coach of the Year in both seasons and was a finalist for the Eddie Robinson Award.

In addition to serving as the head coach at YSU, Heacock also served as the Penguins' defensive coordinator under Jim Tressel for six years (1992-96, 2000) and defensive backs coach for an additional year (1991), which included Division I-AA national championships in 1991, 1993 and 1994. In between his stints on the YSU staff, Heacock served as the defensive coordinator at Indiana from 1997-99.

A native of Beloit, OH, Heacock graduated from West Branch High School in 1979. He played college football at Muskingum College, graduating in 1983 with a degree in health and physical education.

In 1984, he served on the football coaching staff at Steubenville High School, where he helped the team to an Ohio Division II State Championship. Heacock then served as the defensive coordinator, defensive line coach, and secondary coach at West Liberty University from 1985 to 1987.



The next two seasons, he was a graduate assistant on

Bo Schembechler's staff at the University of Michigan, where he worked with both the defensive backs and special teams during a stretch in which Michigan won two Big Ten Conference titles and the 1989 Rose Bowl.

Heacock and his wife Tressia, a registered nurse, have two children, son Jace and daughter Adelyn.

HEACOCK'S COACHING EXPERIENCE

2014-15	Toledo - Defensive Coordinator/Safeties
2013	Purdue - Secondary
2011-12	Kent State - Defensive Coordinator / Cornerbacks
2001-09	Youngstown State - Head Coach
2000	Youngstown State - Defensive Coordinator
1997-99	Indiana - Defensive Coordinator
1992-96	Youngstown State - Defensive Coordinator
1991-96	Youngstown State - Defensive Backs
1990	Army - Assistant
1988-89	Michigan - Graduate Assistant
1985-87	West Liberty - Defensive Coordinator / Defensive Line / Secondary
1984	Steubenville High School - Assistant Coach
1983	Toledo - Graduate Assistant



BRYAN GASSER

Tight Ends Coach Special Teams Coordinator

Alma Mater: Ohio Northern '06

Hometown: Northwood, OH

Age: 31 (born 2/29/1984)

Now in his second season as Toledo's tight ends coach and special teams coordinator, Bryan Gasser is in his fifth season overall in the Toledo football program.

Gasser previously served as the Rockets' director of high school relations in 2013 where he helped the coaching staff assemble the No. 1 ranked recruiting class in the MAC, according to Rivals.com and Scout.com. He also worked as a graduate assistant at UT in 2010 and 2012, primarily working with the tight ends.

In 2014, Gasser guided Rocket tight ends that were an integral part of Toledo's offense, which ranked No. 1 in the MAC. Junior Alex Zmolik caught 16 passes, including a career-best six in the GoDaddy Bowl. Sophomore Michael Roberts grabbed two TD passes in limited playing time, while senior Zac Rosenbauer was a key blocker in short yardage situations.

The Rockets ranked No. 1 in kickoff coverage and No. 2 in punt return yards in the MAC in 2014 under Gasser's guidance. UT also earned MAC West Special Teams Player of the Week honors five times, three by senior placekicker Jeremiah Detmer and two by sophomore kick returner Corey

Jones. Detmer earned second-team All-MAC honors and finished his career as the most accurate field-goal kicker in conference history (84.4 percent).

Also in 2014, four players under Gasser's tutelage earned Academic All-MAC honors: long snapper Brad Spelman, Detmer, Zmolik and Rosenbauer.

In 2011, Gasser coached the wide receivers and was co-offensive coordinator at Notre Dame College, a Division II school in South Euclid, OH. Gasser helped the Falcons set records in scoring, yards per game and passing yards per game.

Gasser played football at Ohio Northern University from 2003-05, earning All-OAC and Academic All-OAC honors at tight end in 2005. He then served as an assistant coach at his alma mater from 2006-08, working with tight ends and running backs. He coached three All-OAC players in his three seasons at ONU.

In 2009, Gasser served as the offensive line/special teams coach at Otsego High School while completing his master's degree in education from Bowling Green State University.

Gasser is from Northwood, OH, and attended Cardinal Stritch High School, where he participated in football, basketball and track.



GASSER'S COACHING EXPERIENCE

2014-15	Toledo - Tight Ends/Special Teams Coordinator
2013	Toledo - Director of High School Relations
2012	Toledo - Graduate Assistant
2011	Notre Dame College (OH) - Co-Offensive Coordinator/Wide Receivers
2010	Toledo - Graduate Assistant
2009	Otsego High School - Offensive Line / Special Teams
2006-08	Ohio Northern - Tight Ends/Running Backs



ANTHONY JOHNSON

Running Backs Coach

Alma Mater: Texas '05

Hometown: Jefferson, TX

Age: 33 (born 2/1/1982)

Now in his second season with the Rockets as the running backs coach, Anthony Johnson enjoyed a memorable rookie stint at UT in 2014.

Toledo led the Mid-American Conference and ranked 12th in the nation in rushing last year, averaging 256.4 yards per game. Sophomore Kareem Hunt rushed for 1,631 yards in just 10 games and ranked second in the country in yards per carry with 7.96. He made first-team All-MAC and was the MVP of the GoDaddy Bowl, rushing for 271 yards in the Rocket victory.

Johnson had to deal with some adversity, too, as Hunt missed three games and parts of two others due to injuries. During Hunt's absence, freshman Terry Swanson and sophomore Damion Jones-Moore stepped in, and the Rocket running attack marched on. Toledo won four of the five games in question, averaging more than 284 yards rushing. Swanson finished the season with 732 yards rushing, while Jones-Moore added 460.

Prior to his arrival at Toledo, Johnson worked at Sam Houston State as the running backs coach from 2010-13, playing a key role in the Bearkats' 40-15 record in those four seasons.


Sam Houston's running backs led a Bearkat offense that produced 38 school records during Johnson's tenure. The 2012 Bearkats ranked second in the nation in scoring and seventh nationally in rushing yards. The team scored 600 points, a mark only two other teams in NCAA-FCS play have equaled.

Under Johnson's tutelage, running back Timothy Flanders earned All-America and Southland Conference "Player of the Year" honors in consecutive seasons and wildcat back Richard Sincere earned Southland Conference "Offensive Player of the Year" honors in 2011. Flanders was a first team all-league selection and won

honors as Southland "Newcomer of the Year" during Johnson's first season at Sam Houston in 2010.

Prior to his stint at Sam Houston, Johnson served on the quality control staff for the University of Texas for three seasons. He worked as a direct assistant to the running backs coach, helping with analyzing video and breaking down opposing defense reports.

As a Longhorns' assistant, Johnson worked with three NFL draft picks - Cedric Benson (Chicago Bears-first round), Jamaal Charles (Kansas City Chiefs-third round) and Chris Ogbonnaya (St. Louis Rams-seventh round). Benson was a first-team All-America selection and winner of the Doak Walker Award as the nation's top running back. Charles was Big 12 "Freshman of the Year" and earned first-team All-Big 12 honors.



While Johnson was a member of the Longhorns' coaching staff from 2007-09, Texas rolled up a 34-4 record, won the Fiesta Bowl and Holiday Bowl titles and played in the national championship game.

Johnson was an assistant coach at Jefferson High School in Jefferson, TX in 2006, coaching two all-district running backs. The team went 10-2, winning the bi-district championship.

Johnson was a member of the Longhorns' football team from 2001-05, playing on teams that won the Rose Bowl, Cotton Bowl and two Holiday bowls. He received a degree from Texas in applied learning and development in 2005.

Johnson and his wife Erica are the parents of a daughter, London (5) and a son, Walker, born in May of 2014.

JOHNSON'S COACHING EXPERIENCE

2014-15	Toledo - Running Backs
2010-13	Sam Houston State - Running Backs
2007-09	Texas - Quality Control
2005-06	Jefferson High School - Running Backs



TOM MANNING

Offensive Line Coach

Alma Mater: Mount Union '05

Hometown: Youngstown, OH

Age: 32 (born 7/22/1983)

Now in his fourth season as the Rockets' offensive line coach, Tom Manning has played a major role in building Toledo's potent offense.

Manning has helped shape Rocket offensive lines that have been among the best in the Mid-American Conference. In 2014, three Rocket offensive linemen earned All-MAC honors: Greg Mancz, Josh Hendershot and Jeff Myers. Mancz made first-team All-MAC and was named second-team All-America by the Football Writers Association of America. Mancz also became the first lineman in MAC history to win the Vern Smith Leadership Award, presented annually to the league's top player.

UT led the MAC in just about every major offensive category in 2014, including scoring offense (36.6), total offense (490.5) and rushing offense (256.4). The season culminated with a nine-touchdown outburst in a 63-44 victory over Arkansas State in the GoDaddy Bowl, capping a 9-4 season.

In 2013, Toledo led the nation by allowing just six sacks for the entire season. UT's offense overall ranked No. 4 in the MAC in total offense (447.3 yards/game) and No. 2 in rushing offense (240.6). Toledo had three offensive linemen make All-MAC in 2013: Zac Kerin, Mancz and Myers.

In 2012, Manning guided an offensive line that helped power the Rockets to the third-ranked offense in the Mid-American Conference (445.2 yards per game) and a 9-4 mark that included a trip to the Famous Idaho Potato Bowl. Kerin earned first-team All-MAC honors, while Mancz notched third-team honors. UT's offensive line

Manning has also received off-the-field recognition for his role as a recruiter when Rivals.com named him one of the nation's top recruiters among non-BCS

schools in 2013.

Manning's first stint with the Rockets began in 2009 when he was hired as a graduate assistant. He worked with the offense under then-offensive coordinator Matt Campbell's guidance. Manning next served as UT's director of football operations for the 2010 season.

Manning went on to coach the offensive line for Mount Union, his alma mater, in 2011. The Purple Raiders went 14-1 and advanced to the Division III national championship game before losing to Wisconsin-Whitewater, 13-10.

Manning returned to UT in December of 2011. He rejoined the staff in time to coach the Rockets' offensive line at the Military Bowl.

A native of Youngstown, OH, Manning was a two-time all-conference player at Ursuline High School. He made first-team all-state as a senior, leading his school to the Division IV state championship in 2000. He played his college ball at Mount Union, where he was a two-time all-conference player at left tackle. Manning, who was a team captain as a senior, helped his team win NCAA Division III national championships in 2002 and 2005. The Purple Raiders had a 59-3 record during his time on the team.

Manning and Campbell were teammates for one season at Mount Union. Campbell also was Manning's position coach in his senior season with the Purple Raiders.

Manning began his coaching career as the offensive line coach at Massillon (OH) Jackson High School in 2006. His first job at the collegiate level was at Emory & Henry (VA) College, where he was the offensive line/run-game coordinator from 2007-08.

Manning and his wife Sally have a daughter, Josephine, born in October of 2014.

MANNING'S COACHING EXPERIENCE

2012-15	Toledo - Offensive Line
2011	Mount Union - Offensive Line
2010	Toledo - Director of Football Operations
2009	Toledo - Graduate Assistant
2007-08	Emory & Henry (VA) College - Offensive Line/Run-Game Coordinator
2006	Massillon (OH) Jackson High School - Offensive Line



D.K. McDONALD

Cornerbacks Coach

Alma Mater: Edinboro '01

Hometown: Orrville, OH

Age: 35 (born 8/28/1979)

D.K. McDonald, Jr. is in his fourth season as the Rockets' cornerbacks coach. McDonald has played a critical role in nurturing the Rockets' rapidly improving secondary.

McDonald may have faced his greatest challenge as a coach in 2014 when senior corners Cheatham Norrils and Cameron Cole were lost for the season due to injuries. But McDonald skillfully guided the Rockets' young players, helping Toledo go 9-4 and win the GoDaddy Bowl. Junior Christian Dukes led UT cornerbacks with 62 tackles, two interceptions and 10 breakups.

In 2012, Toledo's secondary helped the Rockets rank among the top 25 in the nation in fourth-down conversions (ninth), red-zone defense (10th), interceptions (18th) and turnovers forced (25th). UT went 9-4 and earned a trip to the Famous Idaho Potato Bowl.

A native of Orrville, OH, McDonald previously coached defensive backs at Edinboro (2003-05), Indiana University of Pennsylvania (2006-10) and William & Mary (2011).

McDonald came to Toledo after one season at William & Mary, where he coached the defensive backs. Prior to that, McDonald was the secondary coach at Indiana (PA) for five seasons. During his tenure with the Crimson Hawks, McDonald mentored a pair of All-Americans and

five all-conference performers. Highlighting those standouts was Akwasi Owusu-Ansah, a fourth-round draft pick by the Dallas Cowboys in 2010. In addition to his coaching duties with the defense, McDonald also served as IUP's recruiting coordinator.

Prior to his stint at IUP, McDonald coached and coordinated the defensive secondary at his alma mater, Edinboro (PA), from 2003-06. During that time, he developed an All-American and four all-conference honorees. In 2005, the Fighting Scots led the nation in scoring, rushing and total defense and ranked third in passing efficiency defense.

McDonald was a four-year starter at cornerback at Edinboro from 1997-2000. He was a first-team All-PSAC West selection as a junior

when he totaled 29 tackles and a team-high 11 pass breakups. McDonald finished his career with 108 tackles, four interceptions and 34 breakups.

McDonald graduated with a Bachelor of Arts degree in history in 2001 and was a scholar-athlete all four years. He served as the president of the Fellowship of Christian Athletes and was an Erie area representative for that organization after his graduation.

McDonald and his wife Kayla have a daughter, Reagan, born in January of 2015.



MCDONALD'S COACHING EXPERIENCE

2012-15	Toledo - Cornerbacks
2011	William & Mary - Defensive Backs
2006-10	Indiana (PA) - Secondary
2003-05	Edinboro - Secondary

ELI RASHEED



Defensive Line Coach

Alma Mater: Indiana '96

Hometown: Indianapolis, IN

Age: 43 (born 6/12/1972)

Eli Rasheed has been an instrumental force in developing the defensive line into one of the strongest units on the Rockets' defense.

Now in his seventh season as UT's defensive line coach, Rasheed has helped the Rockets' line improve steadily. The 2014 line may have been the best yet under Rasheed. A pair of tackles, junior Orion Jones and sophomore Treyvon Hester, each earned All-MAC honors. Junior defensive end Trent Voss finished second in the MAC with 15.0 tackles for loss, and earned defensive MVP honors in the GoDaddy Bowl when he racked up 4.0 TFL and scored a touchdown on a fumble recovery on the first play from scrimmage.

As a team, the Rockets led the MAC and ranked 14th in the nation in rushing defense in 2014, allowing just 116.2 yards per game. It was the fewest rushing yards allowed by a Toledo defense in 13 years. Rocket opponents gained just 3.5 yards per carry, also the lowest since 2001.

In 2013, the Rockets ranked second in the MAC and 20th in the country with 2.8 sacks per game. Senior defensive end Jayrone Elliott led the way with nine sacks and 14.0 tackles for loss. Elliott, now with the Green Bay Packers, made first-team All-MAC, while Hester made third-team all-league as a freshman.

In 2012, Rasheed was faced with the challenge of losing both of his starting defensive ends to injury. Nevertheless, the line held together, and Toledo finished with a 9-4 record and a berth into the Famous Idaho Potato Bowl.

Rasheed came to Toledo after spending six seasons as the defensive tackles coach at Florida

Atlantic. Prior to that, he enjoyed a successful high school coaching career as an assistant at Venice (FL) High School and head coach at Booker (FL) High School.

Rasheed grew up in Indianapolis and played defensive line at Indiana University from 1991-95, participating in bowl games in 1991 and 1993. He began his coaching career at Venice (FL) High School, working as an assistant from 1996-2000 and again in 2002. He helped the Indians capture the Florida 5A state, regional and district championships in 2000 and 2002. Venice also captured the 1999 District Championship. In between his stints at Venice, Rasheed was the head coach at Booker (FL) High School, leading the Tornados to a 6-5 record in 2001.



Rasheed joined Florida Atlantic's staff in the 2003 season, helping the Owls to an 11-3 mark, a No. 13 ranking and a semifinals appearance in the I-AA playoffs. The Owls moved to I-A status in 2006, and Rasheed helped mold a defensive line that keyed FAU's back-to-back bowl victories in 2007 and 2008. In 2007, the Owls went 8-5 and defeated Memphis in the New Orleans Bowl, 44-27. In 2008, FAU posted a 7-6 record and posted a 24-21 win over Central Michigan in the Motor City Bowl.

Rasheed has coached two current NFL players and three defensive linemen who later played in the Canadian Football League.

Rasheed and his wife Caprice make their home in Toledo. They have five children: Shanita, a senior at UT, Dezmen, a former Wisconsin safety who was drafted in the third round by Atlanta in 2014, Darius, Osha and Tyra.

RASHEED'S COACHING EXPERIENCE

2009-15	Toledo - Defensive Line
2003-08	Florida Atlantic - Defensive Tackles
2002	Venice (FL) High School - Assistant Coach
2001	Booker (FL) High School - Head Coach
1996-2000	Venice (FL) High School - Defensive Line



DEREK SAGE

Wide Receivers Coach

Alma Mater: Cal State Northridge '02

Hometown: Sparks, NV

Age: 36 (born 10/11/1978)

Derek Sage is in his second season as the Rockets' wide receivers coach.

In 2014, Sage coached a pair of All-MAC receivers, sophomore Corey Jones (second team) and junior Alonzo Russell (third team). Jones caught 68 passes and ranked sixth in the MAC in receptions per game.

Sage came to Toledo following a four-year stint as the wide receivers coach at Wyoming under former Rocket assistant Dave Christensen. Under Sage's guidance, the Cowboys ranked second in the Mountain West Conference and 38th in the nation in passing offense in 2012, averaging 265.4 yards per game. Sage mentored wide receiver Chris McNeill to second-team all-conference honors in both 2011 and 2012. McNeill ranked No. 2 in the MWC and No. 47 in the NCAA in receptions (5.73 per game), and No. 3 in the conference and No. 78 in the nation in receiving yards (65.6 yards per game) in 2012. Junior wide receiver Robert Herron was also named honorable mention All-Mountain West in 2012.

In 2010, Sage coached former Cowboy wide receiver David Leonard, who concluded his career ranked No. 8 in career receptions at UW with 153. Leonard ranked No. 4 in the Mountain West in receptions in 2010, averaging 3.9 catches per game.

Prior to his stint at Wyoming, Sage was the wide receivers coach at New Hampshire from 2005-09. UNH earned bids to the FCS playoffs in each of Sage's five seasons with the program, advancing to the quarterfinals in 2005, 2006, 2008 and 2009 and making it to the first round in 2007.

While at New Hampshire, Sage coached some of the greatest receivers in UNH history, including All-American

David Ball. Ball set New Hampshire receiving records for career receptions (304) and career receiving yards (4,655). He also became the NCAA career leader in TD receptions with 58 in his career, breaking Jerry Rice's previous record of 51 at Mississippi Valley State. Sage also coached 2007 first-team CAA selection Keith LeVan, who ranks second on UNH's career reception list, with 201, and led the CAA in touchdown receptions in 2007. In 2008, Sage mentored first-team CAA selection Mike Boyle, who led the CAA in touchdown receptions and finished his career with a 16.0 yard-per-catch average.

Sage arrived at UNH from the University of Nevada, where he assisted coaching the defensive backfield as a graduate assistant in 2003 and helped coach the wide receivers as a graduate assistant in 2004. Nevada receiver Nicheron Flowers ranked sixth in the nation in receiving with 91 catches for 1,136 yards and six touchdowns in 2004.

A native of Sparks, NV, Sage played tight end for Sacramento City College for two years (1998-99), helping win conference and bowl championships at the junior college level. He completed his college career at Cal State Northridge, where he won two letters at tight end in 2000 and 2001.

Sage earned his bachelor's degree in kinesiology from Northridge in 2002. While completing his undergraduate degree, he also helped coach at Moorpark Community College (CA), working with the offensive line and tight ends. Moorpark won a conference title and a bowl championship that season.

Sage and his wife Mandy have two children, daughter Piper (4), and a son, Casen (2).

SAGE'S COACHING EXPERIENCE

2014	Toledo - Wide Receivers
2010-13	Wyoming - Wide Receivers
2005-09	New Hampshire - Wide Receivers
2003-04	Nevada - Graduate Assistant



TYSON VEIDT

Linebackers Coach/Recruiting Coordinator

Alma Mater: Muskingum '96

Hometown: Logan, OH

Age: 41 (born 8/27/1973)

Tyson Veidt is in his second season as the Rockets' linebackers coach and recruiting coordinator.

In his first season at UT, Veidt mentored seniors Junior Sylvestre and Ray Bush, who were the centerpiece of a defense that led the MAC in rushing defense with 116.2 yards allowed per game. Sylvestre earned first-team All-MAC honors.

Veidt (pronounced "VITE") formerly served as the head coach at Bluffton University from 2008-13. He made great strides in his six seasons at Bluffton. He rebuilt a program that finished with a 1-9 record in 2007 and led it to a 5-5 mark in 2011 and 6-4 record in 2012, including 5-3 ledgers in league play both seasons. The Beavers broke or established 40 school records during this time. Veidt also directed Bluffton to four straight wins over rival Defiance College. The Beavers placed a record number of student-athletes on the all-conference team during Veidt's tenure.

Veidt's teams excelled in the classroom, as well. The Bluffton football team recorded the highest GPA in school history, as well as placing a record number of football players on the Dean's List. Senior offensive lineman Thomas Gingrich was named CoSIDA Academic All-America in 2012, the first football player in Bluffton history to receive that honor.

Veidt attended Muskingum College where he was a two-year starter on the football team, earning three letters from 1994-96. He received Academic All-Ohio Athletic Conference honors on three occasions. During the 1997 and 1998 campaigns, the Logan, OH, native was a graduate assistant at Muskingum where he worked for head coach Jeff Heacock, the brother of UT defensive coordinator Jon Heacock.

Veidt served as a graduate assistant at Indiana before returning to his alma mater to serve as defensive coordinator, a position he held from 2000-03. He then worked for two seasons as a defensive GA at West Virginia under current Arizona head coach Rich Rodriguez. Veidt was a part of the 2004 and 2005 Big East Champion teams, a 2004 Gator Bowl appearance and a 2006 Sugar Bowl win. Veidt then moved on to coach two seasons at Saint Vincent (PA) College, where he was the defensive coordinator, prior to accepting the Bluffton head position in 2008.

Veidt graduated cum laude from Muskingum in 1996 with a degree in pre-physical therapy and a master's degree in athletic coaching education from WVU in 2005.

Veidt and his wife, Mandy, have a four-year-old son, Teddy, and twin girls, Lamonica and Guiliana, born in March of 2014.

VEIDT'S COACHING EXPERIENCE

2014	Toledo - Linebackers/Recruiting Coordinator
2008-13	Bluffton - Head Coach
2006-07	Saint Vincent (PA) - Defensive Coordinator
2004-05	West Virginia - Graduate Assistant
2000-03	Muskingum - Defensive Coordinator
1999	Indiana - Graduate Assistant
1997-98	Muskingum - Graduate Assistant

FOOTBALL SUPPORT STAFF



GREG BRABENEC

Director of Football Operations

Greg Brabenec is in his second season as director of football operations. He coordinates most non-coaching aspects of the Rocket football program, including budget, team travel and team meals.

Previously, Brabenec spent two seasons as a graduate assistant coach for the Rockets, working primarily with the defense.

Brabenec served an undergraduate student assistant with the Bowling Green football program from 2007-10, earning his bachelor's degree in sport management in 2011. In 2011, he coached outside linebackers at Lindsey Wilson College (KY).

Brabenec attended Olmsted Falls High School (OH) where he played football and baseball.



NANCY FRAZIER

Football Secretary

Nancy Frazier has been an employee at the University of Toledo for 30 years, and all but one of those years working in Athletics.

Frazier has worked under six head football coaching regimes (Simrell, Saban, Pinkel, Amstutz, Beckman and Campbell) and handles general office operations on a daily basis. In addition, Frazier keeps the head coach's calendar, greets and provides information to office visitors, supervises office student workers, maintains recruit databases and mailings, and performs secretarial duties for nine assistant coaches.

A native of Niles, OH, Frazier earned a bachelor's degree in office administration from Kent State in 1984. She resides in Oregon with her husband Greg. They have two children, Ashley, a former volleyball standout at the University of Kentucky who now plays professionally in Europe, and Kyle, a sophomore at UT.



JOHN KUCEYESKI

Director of High School Relations

John Kuceyeski is in his second season as the director of high school relations after serving as the director of football operations in 2013.

Kuceyeski began his career as a student-manager and undergraduate assistant coach at Penn State before working for three seasons with the football program at Northwestern. He had a brief stint as the director of player personnel and on-campus recruiting coordinator at Western Michigan before joining the Rockets in 2013.

Kuceyeski, a 2009 graduate of Penn State with a degree in finance, served as the offensive and special teams quality control intern at Northwestern during the 2010 season and moved to the director of offensive quality control in 2011. He became the offensive graduate assistant for the Wildcats in March of 2012, working with the wide receivers in the spring before moving back to the offensive line for fall camp. Kuceyeski also worked with all four phases of special teams during the 2012 season.

Kuceyeski, a native of Libertyville, IL, assisted in all phases of the program at Northwestern, including scouting, self-scouting, video breakdown, strength and conditioning, and recruiting. As an assistant to the offensive line in 2012, Kuceyeski helped Northwestern have its most productive season rushing the ball in 10 seasons, ranking 19th in all of college football.

Kuceyeski worked as a student-manager and undergraduate assistant coach at Penn State from 2005-09, working with the defensive line. During that period, the Nittany Lions had five defensive linemen selected in the first round of the NFL Draft and won the 2008 Big Ten Championship.

Going back to his days at Penn State, Kuceyeski was a part of eight straight bowl games, including Northwestern's 10-win season in 2012 in which the Wildcats registered their first bowl win since 1949.

Kuceyeski played safety and linebacker at Libertyville High School where his school was 7A state champions in 2004 and state runner-up in 2003. Kuceyeski's father, Randy Kuceyeski, was the head coach at Libertyville for 34 years until his retirement following the 2011 season.



STEVE MCCOLLOM

Graduate Assistant

Steve McCollum is in his first season as a graduate assistant coach for UT. He will work primarily with the defense.

Prior to joining the Rockets, McCollum was a graduate assistant at Wayne State from 2013-14.

A native of Farmington, MI, McCollum graduated from Royal Oak Shrine High School. He played collegiately at Northwood (MI) as a quarterback for one season. He transferred to Wisconsin-Whitewater, where he played safety and back-up quarterback on Division III national championship teams in 2009 and 2010. He had an interception, fumble recovery and forced fumble in the 2010 national championship game. He served as a student assistant coach on Whitewater's 2011 national championship team, then returned as a player for his senior season in 2012.

McCollum earned his bachelor's degree from Whitewater in 2013.



TAYLOR MOUSER

Graduate Assistant

Taylor Mouser is in his first season as a graduate assistant coach for UT. He will work primarily with the wide receivers.

A native of Toledo, Mouser grew up in Chandler, AZ where he was a two-time all-conference honoree at Basha High School.

Mouser was a four-year letterwinner and three-year starter at Adams State in Alamosa, CO. He was a team captain and earned all-conference honors at defensive end in 2013. He earned his bachelor's degree in exercise science and sports administration from Adams State in 2013.

J.B. SHUGARTS

Graduate Assistant

J.B. Shugarts is in his first season as a graduate assistant coach for UT. He will work primarily with the offense.

Shugarts was a four-time letterwinner on the offensive line at Ohio State from 2008-11. He started in 35 games for the Buckeyes, who won three Big Ten titles during his career. Shugarts went on to spend time with six NFL teams from 2012-14.

Shugarts grew up in the Houston area where he was a Parade All-American at Klein High School. His father, Bret Shugarts, played briefly for the Pittsburgh Steelers in the 1980's.

Shugarts earned his bachelor's degree in human ecology from Ohio State in 2015.



CHRISTIAN SMITH

Graduate Assistant

Christian Smith is in his second season as a graduate assistant coach for UT. The former Rocket defensive lineman is the "Leo" defensive end coach, and also assists the entire defensive staff.

Previously, Smith interned with the football strength and conditioning staff at Ohio State.

Smith was a four-year letterwinner and three-year starter on the defensive line at UT from 2010-13. The Rockets had four consecutive winning seasons and appeared in three bowl games during Smith's career.

A native of Oklahoma City, Smith made first-team all-state as a senior for Carl Albert High School where he played in two state championship games, winning one. He received first-team all-state honors as a senior.

Smith earned his bachelor's degree in criminal justice from UT in 2013 and his master's degree in recreation administration in May of 2015.



ANDREW TERWILLIGER

Director of Player Personnel

Andrew Terwilliger is in his first year as the director of player personnel for the football program at the University of Toledo. Last year, Terwilliger served the Rockets as an operations and recruiting assistant.

Prior to coming to UT, Terwilliger served as the director of operations and recruiting at Ohio Northern from 2013-14, and was an offensive graduate assistant coach at Findlay from 2011-13. At Findlay, Terwilliger worked with the wide receivers, including the school's all-time leading receiver, Lloyd Henry, and current Arizona Cardinals receiver Harold Jones-Quartey.

Terwilliger played football at Findlay from 2004-05 and Otterbein from 2005-08.

Terwilliger grew up in Powell, OH and attended Olentangy High School, where he lettered in football, basketball and track. At Olentangy, Terwilliger played football for his father, longtime head coach Ed Terwilliger.

Terwilliger earned his bachelor's degree in business from Otterbein in 2008, and his master's degree in education from Findlay in 2013.



RUDY WADE

Director of Football Strength & Conditioning

Rudy Wade is in his fifth year as the football strength and conditioning coach at the University of Toledo. His efforts on a daily basis have helped the Rockets improve physically on every level.

Wade, a 2001 graduate of Ball State, previously was the strength and conditioning coach at UW-Green Bay from 2004-11. He coordinated the strength and conditioning programs for all 16 Phoenix sports. He also

spent one season as an assistant strength coach at Marquette, one year as an intern at Notre Dame and two years as a graduate assistant at Bowling Green, where he earned his master's degree in education. Wade is a native of Indianapolis.

Wade and his wife Julie have three children, Connor (7), Myla (5) and Layton (2).



ERIC WALTERS

Video Coordinator

Eric Walters is in his first season as the Rockets' football video coordinator. Walters previously served one year as the video graduate assistant and director of creative services for the football program.

Walters' responsibilities include videotaping all Rocket games and practices, breaking down game film, producing highlight videos and overseeing content management for head coach Matt Campbell's website.

Walters, originally from Leipsic, OH, earned his bachelor's degree from Bowling Green in film production in 2012. He worked as a student assistant in football video production at BGSU from 2011-14. He is working on his master's degree at UT in the field of recreation & leisure studies, with an expected graduation date of December 2015.

Walters and his wife Stephanie have a son, Oliver (1).



JOHN WALTERS


Head Football Athletic Trainer

John Walters is in his fifth year as the head athletic trainer for the football program at the University of Toledo.

Before coming to UT, Walters spent the 2009-10 seasons as an assistant athletic trainer at Auburn, where he worked primarily with the 2010 national champion Tigers' football team.

A native of Dearborn Heights, MI, Walters earned his bachelor's degree in sports medicine from Central Michigan in 2005 and his master's degree from Georgia State in 2007. He began his career as an intern at Auburn in 2005, then worked as a graduate assistant at Georgia Tech before becoming the head athletic trainer at Huntingdon College in Montgomery, AL in 2007.

Walters and his wife, Beth, reside in Toledo.




ROCKET FOOTBALL FAMILIES



The Campbell Family (Clockwise): Erica, Rudy, Matt, Isabella and Katelyn.



The Heacock Family (L-R): Adelyn, Treshia, Jon and Jace.



The Johnson Family (L-R): Walker, Anthony, Erica and London.



The Manning Family (L-R): Sally, Tom and Josephine.



The McDonald Family (L-R): D.K., Reagan and Kayla.



The Rasheed Family (L-R): Eli and Caprice.



The Sage Family (L-R): Casen, Derek, Mandy and Piper.



The Veidt Family (L-R): Lamonica, Tyson, Teddy, Mandy, Guiliana.



The Wade Family (Clockwise): Layton, Rudy, Julie, Connor and Myla.



2015 ROCKET PROFILES

TOLEDO ROCKET FOOTBALL | 2015 FOOTBALL MEDIA

UTROCKETS.COM  UTROCKETS  @TOLEDOROCKETS  @UTROCKETS



OLASUNKANMI ADENIYI 9

Defensive End • 6-2 • 250 • Fr. (R)
Richmond, TX • Fort Bend Bush HS

2015

Listed at No. 4 at defensive end in preseason depth chart.

2014

Sat out season as a redshirt.

HIGH SCHOOL

Accumulated 76 tackles, 18.0 TFL and 5.0 sacks as a senior...Had 48 tackles, 14.0 TFL and 3.0 sacks as a junior...High school coach was Allen Aldridge.

Personal

Full name is Olasunkanmi Adeniyi...Birthdate: Sept. 12, 1997...Mother is Esther Adeniyi...Has one brother, Olamide...Business major.



DEVIN ALEXANDER 12

Linebacker • 6-0 • 225 • Fr. (R)
St. Louis, MO • Ritenour HS

2015

Listed at No. 3 at "Sam" linebacker in preseason depth chart.

2014

Sat out season as a redshirt.

HIGH SCHOOL

Made first-team all-conference, all-metro and all-state as a senior linebacker, totaling 50 tackles and one interception...Threw for 1,783 yards and 13 touchdowns, and rushed for 1,415 yards and 20 TDs...As a junior, carried the ball 116 times for 846 yards, averaging 7.3 per carry, and caught 17 passes for 385 yards...On defense, was credited with 15 tackles, one sack and one fumble recovery...Garnered first-team all-district and second-team all-conference honors...Ran track in high school, competing on a 4x200 relay team that finished second in the state in 2013...High school coach was Hoyt Gregory.

PERSONAL

Full name is Devin Eugene Alexander...Birthdate: Feb. 28, 1995...Parents are Alritha and Dajuan Alexander...Has two brothers, Terrelle and Chase, and two sisters, Asia and Chloe...Nursing major.



LIAM ALLEN 86

Wide Receiver • 6-0 • 178 • So.
Toledo, OH • St. John's Jesuit HS

2015

Listed at No. 4 at wide receiver in preseason depth chart.

2014

Did not see game action.

2013

Sat out season as a redshirt.

HIGH SCHOOL

Earned first-team all-conference, all-district and all-state honors as a senior...Broke school record with 66 receptions (previously held by current Rocket Cheatham Norrils) for 1,199 yards and nine touchdowns...As a junior, caught 25 passes for 200 yards and five TDs...Also scored twice on punt returns...Earned second-team all-conference and honorable mention all-district as a junior...High school coach was Doug Pearson.

PERSONAL

Full name is Liam CJ Allen...Birthdate: April 19, 1995...Parents are Lloyd and Amy Allen...Dad was a major league pitcher from 1969-75 for the Angels, Rangers and White Sox...Has a brother, Evan, and a sister, Bridget...Marketing major.



YAZEED ATARIWA 78

Offensive Line • 6-4 • 300 • Fr.(R)
Sterling, VA • Dominion HS

2015

Listed at co-No. 1 at left guard in preseason depth chart.

2014

Sat out season as a redshirt.

HIGH SCHOOL

Totaled 76 tackles and 10 sacks as a senior, earning first-team all-conference and second-team all-region honors at defensive tackle...As a junior, he made all-district...Also played basketball and was a sprinter on his high school track team, running on the 4x200 relay team...High school coach was Karl Buckwalter.

PERSONAL

Full name is Yazeed Rabiou Atariwa...Birthdate: Dec. 20, 1995...Parents are Rabiou and Christine Atariwa...Has a younger brother, Adeb, and a younger sister, Brook...Planning on majoring in criminal justice.



DARIUS BADFORD

70

Offensive Line • 6-2 • 320 • Fr. (R)
Elyria, OH • Elyria HS

2015

Listed at No. 3 at center in preseason depth chart.

2014

Sat out season as a redshirt.

HIGH SCHOOL

Made first-team all-conference, all-county, all-district and second-team all-state as a senior...First-team all-conference and all-district as a junior...First-team all-conference as a sophomore... high school coach was Kevin Fell.

PERSONAL

Full name is Darius Cari Badford...Birthdate: Dec. 18, 1995...Parents are Leroy Badford and Nikki McDaniel...Undeclared major.



MICHAEL BLAZEVOICH

37

Safety • 6-0 • 195 • Jr.
Northwood, OH • Cardinal Stritch HS

2015

Listed at No. 4 at free safety in preseason depth chart.

2014

Played in three games but did not make a tackle.

2013

Did not see game action.

2012

Sat out season as a redshirt.

HIGH SCHOOL

Team MVP as a senior...73 tackles and two interceptions...Passed for 824 yards and four TDs...60 tackles and six interceptions as a junior...Passed for 593 yards and five TDs...Rushed for five scores... Also played basketball and baseball...High school coach was Jim Kubuske.

PERSONAL

Full name is Michael Joseph Blazeovich...Birthdate: Dec. 28, 1993...Parents are Mike and Stephanie Blazeovich...Majoring in business.



CAMERON COLE

13

Cornerback • 6-0 • 190 • Sr.
Cincinnati, OH • LaSalle HS • Fort Scott (KS) CC

2015

Listed at No. 3 at cornerback in preseason depth chart.

2014

Missed the entire season after suffering an injury in the season opener vs. New Hampshire...Granted a medical redshirt by the NCAA.

2013

Appeared in all 12 games, starting eight at cornerback...Made 37 tackles...Three pass break-ups...Career-best nine tackles against Northern Illinois.

2012

Appeared in two games... Did not make any tackles.

JUNIOR COLLEGE

Nine pass breakups and 54 tackles in 2011 at Fort Scott (KS) C.C...Honorable mention all-conference on special teams...Junior college coach was Curtis Horton.



HIGH SCHOOL

First-team all-state, all-district and all-conference selection as a senior at LaSalle H.S....Nine interceptions, 12 pass breakups, 72 tackles...Four-time, first-team all-conference sprinter on track team....High school coach was Tom Grippa.

PERSONAL

Full name is Cameron Shaunterre Cole...Birthdate: Nov. 12, 1991...Mother is Monica Gibson...Has an older brother, Andre... Major is communication.

Cameron Cole's Career Statistics									
Year	G/S	UT	AT	TT	TFL	Sack	FF	Int	BrUp
2012	2/0	0	0	0	0	0	0	0	0
2013	12/8	26	11	37	0	0	0	0	3
2014	1/0	0	0	0	0	0	0	0	0
TOTALS	15/8	26	11	37	0	0	0	0	3
CAREER GAME HIGHS									
Tackles: 9 (Northern Illinois, 11-20-13)									



JAYLEN COLEMAN

44

Linebacker • 6-0 • 235 • Jr.
Pittsburgh, PA • University Prep HS

2015

Listed at co-No. 1 at "Will" Linebacker in preseason depth chart.

2014

Played in 13 games as a reserve linebacker, making 23 tackles... Career-high six tackles vs. Missouri.

2013

Played in five games, making five tackles...Missed first seven games of the season due to injury.

2012

Sat out season as a red-shirt.

HIGH SCHOOL

First-team all-state and all-city selection as a senior...Offensive Player of the Year and MVP of the Pittsburgh City League... First-team all-city as a sophomore and junior... Second-team all-city on defense as a freshman... Led the City League in rushing as a senior with 1,500 yards and 15 TDs...110 tackles, three interceptions and three forced fumbles...Three-star prospect by [ESPN.com](#), [Rivals.com](#) and [Scout.com](#)...Scout ranked him as No. 19 middle linebacker in the nation...No. 25 overall prospect in Pennsylvania by both [ESPN.com](#) and [Rivals.com](#)...High school coach was Lou Berry.



PERSONAL

Full name is Jaylen Coleman...Birthdate: July 21, 1993...Father is Ronald Alford...Dad played football at Edinboro State...Uncle is former Pittsburgh Steeler Lamonte Coleman...Criminal justice major.

Jaylen Coleman's Career Statistics

Year	G/S	UT	AT	TT	TFL	Sack	FF	Int	BrUp	QBH
2012										
<i>DNP - Redshirt</i>										
2013	5/0	1	4	5	0	0	0	0	0	0
2014	13/0	7	16	23	0	0	0	0	0	1
TOTALS	18/0	8	20	28	0	0	0	0	0	1

CAREER GAME HIGHS

Tackles: 6 (Missouri, 9-6-14)



CHRIS COLLINS

53

Defensive Tackle • 6-4 • 300 • Sr.
Pittsburgh, PA • University Prep HS

2015

Listed at No. 2 at defensive tackle in preseason depth chart.

2014

Played in 12 games, starting one vs. Iowa State...Eight tackles... Forced a fumble vs. New Hampshire...Career-high five tackles vs. Missouri.

2013

Played in all 12 games, starting two at defensive tackle...15 tackles and 3.0 tackles for loss...Season-high four tackles vs. Navy.

2012

Played in five games, making one tackle.

HIGH SCHOOL

33 tackles, 13 tackles for loss and 21 sacks as a senior...First-team all-conference honors...24 tackles, 12 tackles for loss and eight sacks as a junior...26 tackles, 10 tackles for loss and 16 sacks as a sophomore...MVP of the basketball team as a sophomore...High school coach was Rodney Decipeda.

PERSONAL

Full name is Christopher Alexander Collins...Birthdate: Oct. 2, 1993...Parents are Michael and Carla Collins...Has nine siblings... Brother Mike played football at Case Western Reserve...Major is criminal justice.



Chris Collins' Career Statistics

Year	G/S	UT	AT	TT	TFL	Sack	FF	Int	BrUp	QBH
2012	5/0	1	0	1	0	0	0	0	0	0
2013	12/2	6	9	15	3.0	0	0	0	0	1
2014	12/1	3	5	8	0	0	1	0	0	0
TOTALS	29/3	10	14	24	3.0	0	1	0	0	1

CAREER GAME HIGHS

Tackles: 5 (Missouri, 9-6-14)



ALLEN COVINGTON 99

Defensive End • 6-2 • 275 • Sr.
Tampa, FL • Armwood HS

2015

Listed as No. 1 at defensive end in preseason depth chart.

2014

Starter in 12 of 13 games at defensive end...29 tackles, 4.0 TFL, 1.0 sack...Three times had four tackles in a game, last vs. Bowling Green...Returned a fumble 67 yards for a touchdown in the GoDaddy Bowl vs. Arkansas State.

2013

Appeared in all 12 games, making six starts at defensive tackle...Recorded 26 tackles, 5.5 tackles for loss and 2.5 sacks...Credited with five QB hurries, second-best on the team...Career-high seven tackles vs. Navy.

2012

Played in six games, making one tackle.

HIGH SCHOOL

Three-star recruit by Rivals.com...Honorable mention All-America selection by Sports Illustrated...93 tackles and 11 sacks as a senior for a Tampa Armwood team that won the Florida 6A state title and was ranked No. 2 in the nation...County Defensive Player of the Year...First-team all-state...Four-year starter...Played tight end as a junior, snagging six TD passes...Standout basketball player...Named to all-state basketball team as a junior...High school coach was Sean Callahan.

PERSONAL

Full name is Allen Marion Covington...Birthdate: July 9, 1994...Parents are Marion and Melissa Covington...Has a younger brother, Aaron...Criminal justice major.



Allen Covington's Career Statistics

Year	G/S	UT	AT	TT	TFL	Sack	FF	Int	BrUp	QBH
2012	6/0	1	0	1	0	0	0	0	0	0
2013	12/2	8	18	26	5.5	0	0	0	1	5
2014	13/12	11	18	29	4.0	1.0	0	0	2	7
Totals	31/14	20	36	56	9.5	1.0	0	0	3	12

Career Game Highs

Tackles: 7 (Navy, 10-19-13)



ANDREW DAVIS 8

Wide Receiver • 6-4 • 192 • Fr. (R)
St. Petersburg, FL • Lakewood HS

2015

Listed at No. 3 at wide receiver in preseason depth chart.

2014

Sat out the season as a redshirt.

HIGH SCHOOL

Caught 30 passes for 500 yards and three touchdowns as a senior...Named to the Piniellas County All-Star Game...Went to the same high school as former two-time Rocket All-MAC receiver Bernard Reedy...High school coach was Cory Moore.

PERSONAL

Full name is Andrew W. Davis...Birthdate: Aug. 30, 1996...Parents are Anthony and Nicole Davis...Has two younger brothers, Adrian and Isaiah...Sociology major.



DANIEL DAVIS 92

Defensive End • 6-3 • 260 • So.
Grand Blanc, MI • Grand Blanc HS

2015

Listed at No. 4 at defensive end in preseason depth chart.

2014

Appeared in one game as a reserve on the defensive line.

2013

Sat out the season as a redshirt.

HIGH SCHOOL

Rated a three-star recruit and the No. 69 defensive end in the nation by Scout.com...Earned first-team all-conference and all-area honors in both his junior and senior seasons...Compiled 40 tackles, 21 tackles for loss and eight sacks as a senior...56 tackles, 20 tackles for loss and 13 sacks as a junior...High school coach was Joe Delaney.

PERSONAL

Full name is Daniel Jordan Lee Davis...Birthdate: Feb. 22, 1995...Parents are Shelton and Eva Davis...Majoring in communication.



CHRISTIAN DUKES

5

Cornerback • 5-9 • 185 • Sr.
Cincinnati, OH • Colerain HS

2015

Listed at No. 2 at cornerback in preseason depth chart.

2014

Started all 13 games at cornerback...62 tackles and team-best 10 passes broken up...Also had two interceptions...Career-high 10 tackles and three passes broken up in win over Ball State...Nine tackles and a fumble recovery vs. CMU.

2013

Played in 11 games, starting three games at cornerback...Recorded 12 tackles and two pass breakups...Season-high four tackles vs. Western Michigan.

2012

Appeared in all 13 games, making five starts...Recorded 35 tackles, one tackle for loss and one pass breakup...Season-high six tackles in Arizona and Northern Illinois contests...Tackle for loss vs. Northern Illinois...Broke up a pass against Coastal Carolina.

2011

Sat out the season as a redshirt.

HIGH SCHOOL

Second-team all-state as a senior...34 tackles and one interception...Averaged 46 yards on kickoff returns...Three-star recruit by [Rivals.com](#) and [Scout.com](#)...No. 104 cornerback in nation according to [Scout.com](#)...Played in the North-South All-Star Game and the Big 33 Classic...As a junior, had 44 tackles, three interceptions, six pass deflections and averaged 48 yards on kickoff returns...Made second-team all-state, and earned all-city and all-league honors...As a sophomore, had 48 tackles and nine pass deflections...Earned honorable mention all-state honors... Also ran track and played one year of basketball...High school coach was Tom Bolden.

PERSONAL

Full name is Christian Di'Aries Dukes...Birthdate: Dec. 15, 1992... Parents are Vince Pass and Colleen Dukes-Pass...Major is interdisciplinary studies.

Christian Duke's Career Statistics

Year	G/S	UT	AT	TT	TFL	Sack	FF	Int	BrUp	QBH
2011										
<i>DNP - Redshirt</i>										
2012	13/5	27	8	35	1.0	0	0	0	1	0
2013	11/3	8	4	12	0	0	0	0	2	0
2014	13/13	47	15	62	1.0	1.0	0	2	10	0
TOTALS	37/21	80	27	109	2.0	1.0	0	2	13	0

CAREER GAME HIGHS

Tackles: 10 (Ball State, 9-20-14)



MIKE EBERT

64

Offensive Lineman • 6-6 • 298 • Jr.
Sandusky, OH • Perkins HS

2015

Listed at No. 1 at right tackle in preseason depth chart.

2014

Played in all 13 games as a reserve on the offensive line...Returned a kickoff for 12 yards.

2013

Played in all 12 games as a reserve on the offensive line.

2012

Sat out the season as a redshirt.

HIGH SCHOOL

First-team all-conference as both tight end and defensive end as a senior...12 catches for 128 yards...46 tackles, including five sacks...As a junior, made first-team all-conference as a tight end with 48 catches for 440 yards and three TDs...Second-team all-conference as a defensive end with 88 tackles and nine sacks... Three-year letterwinner in basketball, twice named first-team all-district and all-conference...Two-time conference champion and a state finalist in the shot put and discus...High school coach was Jason Ziegler.

PERSONAL

Full name is Michael Dean Ebert...Birthdate: Dec. 9, 1993...Parents are Michael and Dawn Ebert...Has two sisters, Heidi and Shannon...Mechanical engineering major.





PHILLIP ELY

12

Quarterback • 6-1 • 202 • Sr.
Tampa, FL • Plant HS

2015

Listed at co-No. 1 at quarterback in preseason depth chart... Expected to compete for starting quarterback role... Limited action during the spring as he recovered from off-season surgery... Expected to be ready to go by pre-season camp.

2014

Missed most of the season following a knee injury in the second week of the season... Completed 24-of-34 passes with four TDs and no interceptions in Rocket debut vs. New Hampshire... Led Toledo to seven consecutive touchdowns midway through the game... Completed 17-of-34 passes for 204 yards vs. Missouri before going down with a knee injury.

2013

Sat out season after transferring from Alabama.



2012 (at Alabama)

Played backup quarterback in six games, completing 3-of-4 passes for 42 yards and one touchdown... Connected on two of three attempts for 15 yards vs. Arkansas... Threw first career touchdown on a 27-yard pass, his only attempt of the game, vs. Mississippi State.

2011 (at Alabama)

Redshirted during his first year with the Crimson Tide.

High School

U.S. Army All-American... Ranked as the No. 20 pro-style quarterback prospect by Rivals.com and the No. 48 player in the state of Florida... No. 40 quarterback by ESPN and the No. 41 QB by Scout.com... Ranked as the 69th player in Florida by SuperPrep Magazine... No. 107 on the Mobile Press-Register's Super Southeast 120... No. 77 on Orlando Sentinel Top 100 players in Florida... Threw for 2,731 yards and 26 touchdowns in 2010 for Plant High School while completing 64.3 percent of his passes and leading his team to the state championship game... As a junior in 2010, he led Plant to the Florida 5A State title while throwing for 1,860 yards and 20 touchdowns, earning 5A honorable mention All-State honors... Also led his team to a state championship as a sophomore in 2008... High school coach was Robert Weiner.

Personal

Full name is Phillip Edward Ely (pronounced *E-lee*)... Birthdate: Jan. 3, 1993... Parents are Bruce and Jan Ely... Father played football at the University of Miami... Also had an uncle who played at Miami, two uncles who played at the University of Florida and another who played at Air Force... Graduated with a degree in marketing last spring... Currently pursuing his MBA.

Phillip Ely's Career Statistics

Passing Statistics

Year	G/S	Att.	Comp.	Int.	Pct.	Yds.	TD
2011		DNP-Redshirt					
2012	6/0	4	3	0	75.0	42	1
2013		DNP-Transfer					
2014	2/2	68	41	1	60.3	541	4
Totals	2/2	68	41	1	60.3	541	4

2012 stats at Alabama. Career stats are at Toledo only.

Career Highs

- Completions:** 24 (New Hampshire, 8-30-14)
- Attempts:** 34 (New Hampshire, 8-30-14)
- Completion Percentage:** 70.6/24-24 (New Hampshire, 8-30-14)
- Passing Yards:** 337 (New Hampshire, 8-30-14)
- Touchdown Passes:** 4 (New Hampshire, 8-30-14)
- Rushing Yards:** 23 (New Hampshire, 8-30-14)



NICK ELLIS

48

Punter • 5-11 • 170 • Jr.
Pickerington, OH • Pickerington HS

2015

Listed at No. 1 at punter in preseason depth chart.

2014

Punter in all 13 games, averaging 36.6 yards per kick...Of his 52 punts, 18 were downed inside the 20, 17 were fair caught...None of his kicks went for touchbacks...Just eight of his kicks were returned for a total of 59 yards...Twice had a long kick of 51 yards, vs. Kent State and Bowling Green.

2013

Did not see game action.

2012

Joined team as a walk-on...Sat out the season as a redshirt.

HIGH SCHOOL

First-team all-conference kicker as a sophomore and senior... High school coach was Jay Sharrett.

PERSONAL

Full name is Nicholas Andrew Eliis...Birthdate: Jan. 6, 1994...Parents are Phil and Kathi Ellis...Father played football at Louisville... Has one brother, Tony...Criminal justice major.



Nick Ellis' Career Statistics

Year	G	No.	Yds	Avg.	Long	TB	FC	I20	Blk
2012									
DNP-Redshirt									
2013									
DNP									
2014	13	48	1756	36.6	51	0	16	18	0
Totals	13	48	1756	36.6	51	0	16	18	0

Career Game Highs

Long Punt: 51 (Twice, last vs. Bowling Green, 11-19-14)



KENNEDY FRAZIER

26

Cornerback • 6-1 • 185 • So.
Baltimore, MD • Calvert Hall College

2015

Listed at No. 4 at cornerback in preseason depth chart.

2014

Played in three games, recording one tackle vs. CMU.

2013


Sat out season as redshirt.

HIGH SCHOOL

Three-star recruit by 24/7Sports...Made all-state, all-metro and all-conference as a senior...Had 44 tackles, one interception and one forced fumble...Led his school to three straight MIAA Class A state championship games...Participant in the Maryland Crab Bowl All-Star Game...Joined teammate Delando Johnson in the Rockets' 2013 recruiting class...High school coach was Donald Davis.

PERSONAL

Full name is Kennedy Vaughn Frazier...Birthdate: March 25, 1995...Parents are Kenneth Frazier and Rona Manning...Majoring in communication.





KEENAN GIBBS

34

Defensive Lineman • 6-3 • 265 • Sr.
Cincinnati, OH • LaSalle HS

2015

Listed as No. 2 at defensive end in preseason depth chart.

2014

Played first full season as a Rocket after battling through injuries in his first three years...Played in 13 games at defensive tackle, starting one...13 tackles and 2.5 sacks...Credited with sacks in each of UT's final two games.

2013

Played in three games... Participation limited due to injuries.

2012

Did not see game action due to injuries.

2011

Sat out season as a red-shirt...Enrolled in January...Grayshirt who originally signed with the Rockets in 2010.



HIGH SCHOOL

First-team all-league and second-team all-district selection as a senior...Made first-team all-league as a junior...Ranked No. 176 defensive end in nation by ESPN.com...Listed as a "Top 10" defensive line prospect in Ohio by McCallister Scouting Report...70 tackles, 12.5 tackles for loss and 6.5 sacks as a senior...75 tackles, 10 TFL and five sacks as a junior...Starter on basketball team...Competed in the shot put and discus...High school coach was Tom Grippa.

PERSONAL


Full name is Keenan Patrick Gibbs...Birthdate: Oct. 28, 1991... Father is Patrick Gibbs and mother is Vicky Goodson...Major is communication.

Keenan Gibbs' Career Statistics

Year	G/S	UT	AT	TT	TFL	Sack	FF	Int	BrUp	QBH
2011										
2012										
2013	3/0	0	0	0	0	0	0	0	0	0
2014	13/1	6	8	14	2.5	2.5	0	0	0	1
TOTALS	16/1	6	8	14	2.5	2.5	0	0	0	1

CAREER GAME HIGHS

Tackles: 3 (Eastern Michigan 11-28-14)



QUENTIN GIBSON

10

Quarterback • 6-3 • 195 • Fr. (R)
Marrero, LA • Archbishop Shaw HS

2015

Listed at No. 4 at quarterback in preseason depth chart... Completed 13-of-24 passes for 94 yards in the spring game.

2014

Sat out season as a redshirt.

HIGH SCHOOL

Played football at Archbishop Shaw High School where he was a Semper Fidelis All-American and the No. 22-ranked quarterback in the state by ESPN.com.

PERSONAL

Full name is Quentin James Gibson...Birthdate: Nov. 17, 1995... Parents are Charles and Mary Gibson...Undeclared major.





JUWAN HAYNES

20

Cornerback • 6-0 • 190 • Sr.
Pittsburgh, PA • Central Catholic

2015

Listed as No. 3 at cornerback in preseason depth chart.

2014

Played in 12 games at cornerback, starting three...12 tackles and two passes broken up.

2013

Appeared in seven games at safety...Totaled four tackles.

2012

Played in all 13 games, starting one game vs. EMU...Totaled 11 tackles...Career-high three tackles vs. EMU...One of only two true freshmen (along with Alex Zmolik) to see significant playing time in 2012.

HIGH SCHOOL

Honorable mention all-state selection on defense in his senior and junior years...As a senior, had 30 tackles and three interceptions...42 tackles and five interceptions as a junior...High school coach was Terry Totten.

PERSONAL

Full name is Juwan Demarcus Haynes...Birthdate: March 22, 1994...Parents are John and Sherri Bentley...Has a brother, Josh, and a sister, Shaylah...Communication major.




Juwan Haynes' Career Statistics

Year	G/S	UT	AT	TT	TFL	Sack	FF	Int	BrUp	QBH
2012	13/1	6	5	11	0	0	0	0	0	0
2013	7/0	3	1	4	0	0	0	0	0	0
2014	12/3	7	5	12	0	0	0	0	2	0
TOTALS	32/4	16	11	27	0	0	0	0	2	0

CAREER GAME HIGHS

Tackles: 3 (Twice, last vs. Arkansas State, 1-4-15)



TREYVON HESTER

91

Defensive Tackle • 6-4 • 305 • Jr.
Pittsburgh, PA • Penn Hills HS

2014 SECOND-TEAM ALL-MAC
2013 THIRD-TEAM ALL-MAC

2015

Listed at No. 1 at defensive tackle in preseason depth chart.

2014

Second-team All-MAC...45 tackles, 7.0 TFL...Season-high eight tackles vs. Northern Illinois...Six tackles vs. Cincinnati and EMU... Career-best 2.5 tackles for loss vs. Arkansas State in the GoDaddy Bowl...Notched at least one tackle behind the line of scrimmage in nine games.

2013

Named third-team All-MAC as a freshman...Played in all 12 games, starting nine...Totaled 39 tackles...7.5 tackles for loss...3.5 sacks...One pass breakup...Career-high nine tackles vs. Navy.

2012

Sat out season as a redshirt.

HIGH SCHOOL

Signed with the Rockets in 2012 but did not join the program until 2013...Earned first-team all-state and first-team All-WPIAL honors...Three-star recruit by Rivals.com...Chosen to [Pittsburgh Tribune's](http://PittsburghTribune.com) "Fabulous 22" team and Pittsburgh Post-Gazette's "Terrific 25" team...As a junior, made second-team all-state as an offensive lineman...High school coach was Ron Graham.

PERSONAL

Full name is Treyvon Ramal Hester...Birthdate: Sept. 21, 1992... Parents are Anthony Hester and Theresa Reynolds...Criminal justice major.



Trevon Hester's Career Statistics

Year	G/S	UT	AT	TT	TFL	Sack	FF	Int	BrUp	QBH
2012	DNP - Redshirt									
2013	12/9	16	23	39	7.5	3.5	0	1	1	1
2014	13/11	22	27	49	9.5	2.0	2	0	1	10
TOTALS	25/20	38	49	88	17.0	5.5	2	1	2	11

CAREER GAME HIGHS

Tackles: 9 (Navy, 10-19-13)

Tackles For Loss: 2.5 (Arkansas State, 1-4-15)



KAREEM HUNT

3

Running Back • 5-11 • 225 • Jr.
Willoughby, OH • South HS

2015 DOAK WALKER AWARD CANDIDATE
2015 MAXWELL AWARD CANDIDATE
2015 ALL-AMERICA CANDIDATE
2015 GODADDY BOWL MVP
2014 FIRST-TEAM ALL-MAC

Career

Has rushed for over 100 yards in 15 of 22 games as a collegian, including 11 straight and 15 of his last 16...Ranks ninth in career rushing at UT with 2,497 yards despite having played in just two seasons...In games with at least 10 rushing attempts, he has only failed to reach 100 yards once in his career (91 yards in 19 attempts vs. NIU in 2013)...Career rushing average of 7.3 yards per carry ranks first all-time at UT.

2015

Listed at No. 1 at running back in preseason depth chart...All-America candidate...On preseason "watch lists" for Doak Walker Award (top running back) and Maxwell Award (player of the year).

2014

First-team All-MAC selection...Led MAC and ranked 10th in nation with 1,631 yards rushing...Second-highest rushing total in Toledo history...Led MAC and was third in nation with 163.1 yards per game...Led league and ranked second nationally with 7.96 yards per carry...Became the 15th Rocket to gain 1,000 yards in a season in first quarter vs. BGSU...Third-fastest player in school history to reach the 1,000-yard mark, doing so in 27 quarters...Rushed for 100 or more yards in all 10 games in which he played...Had 11 runs of at least 20 yards (second-most in the nation), 11 runs of at least 30 yards and seven of at least 40...Gained career-best 271 yards and scored five TDs in Toledo's 63-44 win over Arkansas State in the GoDaddy Bowl...271 yards rushing ranks fourth all-time at UT...Five TDs tied the all-time bowl record set by two others, most recently Oklahoma State's Barry Sanders in the 1988 Holiday Bowl...Named MVP of the GoDaddy Bowl and named to All-Bowl Team by the *Associated Press*...Rushed for 265 yards and scored two TDs on 30 attempts in 27-20 win vs. BGSU...265 yards rushing is the fifth-highest in UT history...Career-best 91-yard touchdown run vs. BGSU was the third-longest rush in Toledo history...198 yards on 26 carries vs. UMass on Oct. 25...

Kareem Hunt's Career Statistics

Year	G/S	Att.	Yds.	Avg.	TD	LP
2013	12/3	137	866	6.3	6	52-Navy
2014	10/10	205	1631	8.0	16	91-Bowling Green
Totals	22/13	342	2497	7.3	22	91-Bowling Green

Career Game Highs

- Rushing Yards:** 271 (Arkansas State, 1-4-15)
- Rushing Attempts:** 32 (Arkansas State, 1-4-15)
- Rushing TDs:** 5 (Arkansas State, 1-4-15)
- Longest Run:** 91 (Bowling Green, 11-19-14)

Returned to lineup vs. UMass after missing previous three games due to ankle injury...Rushed for 142 yards on 12 carries vs. Ball State, all in the first half...Rushed for 101 yards on 12 carries vs. Cincinnati, all in the first half...Did not play in the second half of both those games due to injuries...Gained 148 yards and scored three TDs on just 15 carries vs. Missouri...Rushed for 136 yards and two touchdowns on 20 carries vs. New Hampshire...Caught nine passes on the season for 39 yards.

2013

Second on team and ninth in MAC with 866 yards rushing...Ninth in MAC in rushing yards per game (72.2)...Second among running backs in MAC behind David Fluellen with 6.3 yards per carry...Rushed for over 100 yards five times...Rushed for season-high 186 yards on 31 carries vs. Buffalo...Rushed for 168 yards and two TDs on 20 attempts vs. EMU...Started in place of injured David Fluellen in EMU and Buffalo games...Rushed for 127 yards on 15 carries vs. Navy...114 yards on 21 attempts at Bowling Green...12 receptions for 68 yards.

High School

Rushed for 2,685 yards and 44 touchdowns as a senior, setting the all-time rushing record for Lake County...Averaged 11 yards per carry for the 10-1 Rebels...Earned first-team all-state, all-district and all-conference honors...Three-star recruit by [Rivals.com](#) and [24/7Sports](#)...Returned two kickoffs for touchdowns...Finalist for "Mr. Football" in Ohio...As a junior, rushed for 2,519 yards and 39 TDs on nine yards per carry, earning first-team all-conference honors...Played basketball...Reached 6-foot-5 inches in the high jump...High school coach was Matt Duffy.

Personal

Full name is Kareem AJ Hunt...Birthdate: Aug. 6, 1995...Parents are Kareem Hunt and Stephanie Riggins...Has one brother, Clarence Riggins...Criminal justice major.

Kareem Hunt's Career Rushing By Game

2013

Opponent	Att.	Yds	Avg	TD	LP
at Florida	2	0	0.0	0	0
at Missouri	1	1	1.0	0	1
Eastern Washington	5	27	5.4	0	16
at Central Michigan	1	1	1.0	0	1
at Ball State	0	0	0.0	0	0
Western Michigan	3	48	16.0	0	22
Navy	15	127	8.5	2	52
at Bowling Green	21	114	5.4	1	21
Eastern Michigan	20	168	8.4	2	39
Buffalo	31	186	6.0	1	32
Northern Illinois	19	91	4.8	0	22
at Akron	19	103	5.4	0	16

2014

Opponent	Att.	Yds	Avg	TD	LP
New Hampshire	20	136	6.8	2	32
Missouri	15	148	9.9	3	45
at Cincinnati	12	101	8.4	1	21
Ball State	12	142	11.8	1	43
Central Michigan			DNP-Injured		
at Western Michigan			DNP-Injured		
at Iowa State			DNP-Injured		
UMass	26	198	7.6	1	36
at Kent State	18	141	7.8	0	43
at Northern Illinois	18	119	6.6	0	23
Bowling Green	30	265	8.8	2	91
at Eastern Michigan	22	110	5.0	1	12
Arkansas State	32	271	8.5	5	44

KAREEM HUNT IN THE TOLEDO RECORD BOOK

CAREER RUSHING

Rushing Yards

- Chester Taylor (1998-2001)..... 4,849
- Wasean Tait (1993-98)..... 4,338
- Trinity Dawson (2002-05)..... 3,474
- David Fluellen (2010-13)..... 3,336
- Jalen Parmele (2004-07)..... 3,119
- Casey McBeth (1991-94)..... 2,719
- Dajuane Collins (2006-09)..... 2,588
- Steve Morgan (1981-84)..... 2,540
- Kareem Hunt (2013-present) 2,497**
- Kelvin Farmer (1983-86)..... 2,483
- Roland Moss (1966-68)..... 2,421
- Morgan Williams (2008-11)..... 2,412
- Adonis Thomas (2008-11)..... 2,360
- Joe Schwartz (1970-72)..... 2,337
- Mike Alston (1976-79)..... 2,180

Rushing Average

(minimum 200 attempts)

- Kareem Hunt (2013-present) 7.30**
- Adonis Thomas (2008-11)..... 6.18
- David Fluellen (2010-13)..... 5.95
- Chester Taylor (1998-2001)..... 5.81
- Dajuane Collins (2006-09)..... 5.77
- Jalen Parmele (2004-07)..... 5.30
- Morgan Williams (2008-11)..... 5.27
- Robert Pfefferle (1966-68)..... 5.22
- Wasean Tait (1993-98)..... 5.18
- Trinity Dawson (2002-05)..... 5.15

100-Yard Rushing Games

- Chester Taylor (1998-2001)..... 27
- Wasean Tait (1993-98)..... 18
- Trinity Dawson (2002-05)..... 15
- Kareem Hunt (2013-present) 15**
- David Fluellen (2010-13)..... 13
- Roland Moss (1966-68)..... 11
- Jalen Parmele (2004-07)..... 11
- Adonis Thomas (2008-11)..... 11
- Neil Trotter (1987-90)..... 10
- Casey McBeth (1991-94)..... 10
- Adonis Thomas (2008-11)..... 10

200-Yard Rushing Games

- Chester Taylor (1998-2001)..... 4
- David Fluellen (2010-13)..... 4
- Wasean Tait (1993-98)..... 3
- Kelvin Farmer (1983-86)..... 2
- Emerson Cole (1947-49)..... 2
- Kareem Hunt (2013-present) 2**

Consecutive 100-Yard Rushing Games

- Wasean Tait (1995)..... 12
- Kareem Hunt (2013-present) 11**
- Jalen Parmele (2007)..... 7
- David Fluellen (2012)..... 6
- David Fluellen (2013)..... 6
- Roland Moss (1968)..... 5
- Kelvin Farmer (1986)..... 5
- Arnold Smiley (1981)..... 5
- Adonis Thomas (2011)..... 5

SEASON RUSHING

Rushing Yards

- Wasean Tait (1995)..... 2,090
- Kareem Hunt (2014)..... 1,631**
- Chester Taylor (2001)..... 1,620
- Kelvin Farmer (1986)..... 1,532
- Jalen Parmele (2007)..... 1,511
- David Fluellen (2012)..... 1,498
- Chester Taylor (2000)..... 1,470
- Trinity Dawson (2005)..... 1,294
- Steve Morgan (1984)..... 1,291
- Dwayne Harris (1997)..... 1,278

Average Yards Per Carry

- Kareem Hunt (2014) 205/1631 7.96**
- Jim Hays (1950) 74/572..... 7.73
- Emerson Cole (1949) 160/1162..... 7.26
- David Fluellen (2013) 167/1121..... 6.71
- Jim Hays (1949) 43/286..... 6.65
- Chester Taylor (1999) 182/1176..... 6.46
- Adonis Thomas (2010) 175/1098..... 6.27
- Adonis Thomas (2011) 171/1071..... 6.26
- Julius Taormina (1953) 72/444..... 6.16
- Morgan Williams (2009) 74/444..... 6.00

100-Yard Games

- Wasean Tait (1995)..... 12
- Chester Taylor (2000)..... 10
- Kareem Hunt (2014)..... 10**
- Roland Moss (1968)..... 8
- Chester Taylor (2001)..... 8
- Dwayne Harris (1997)..... 7
- Chester Taylor (1999)..... 7
- Trinity Dawson (2005)..... 7
- Jalen Parmele (2007)..... 7
- David Fluellen (2012)..... 7

Quickest to 1,000 Yards

- Wasean Tait (1995)..... 25 Qtrs.
- Dwayne Harris (1997)..... 26 Qtrs.
- Kareem Hunt (2014)..... 27 Qtrs.**
- David Fluellen (2013)..... 28 Qtrs.
- Kelvin Farmer (1986)..... 31 Qtrs.

Rushing Yards by a Freshman

- Morgan Williams (2008)..... 1,010
- Troy Parker (1990)..... 879
- Kareem Hunt (2013)..... 866**
- Astin Martin (2002)..... 785
- Trinity Dawson (2002)..... 754

Rushing Yards by a Sophomore

- Kareem Hunt (2014)..... 1,631**
- Chester Taylor (1999)..... 1,176
- Arnold Smiley (1981)..... 1,013
- Trinity Dawson (2003)..... 999
- Wasean Tait (1994)..... 917

Rushing Touchdowns

- Wasean Tait (1995)..... 24
- Chester Taylor (2001)..... 21
- Chester Taylor (2000)..... 18
- Joe Schwartz (1971)..... 18
- Kelvin Farmer (1986)..... 16
- Kareem Hunt (2014)..... 16**

GAME RUSHING

Yards Rushing

- Morgan Williams vs. Miami (2008)..... 330
- Casey McBeth vs. Akron (1994)..... 304
- Asa Jenkins vs. Davis & Elkins (1951)..... 289
- Kareem Hunt vs. Ark. St. (2014) 271**
- Kareem Hunt vs. BGSU (2014) 265**
- Jalen Parmele vs. Ohio (2007)..... 241
- Emerson Cole vs. N. Dakota (1949)..... 230
- Chester Taylor vs. N. Illinois (2000)..... 230
- David Fluellen vs. Buffalo (2012)..... 228
- Wasean Tait vs. BGSU (1995)..... 224

Longest Run From Scrimmage

- Ben Tombaugh vs. Austin Peay (1988)..... 95
- Jalen Parmele vs. Ball State (2006)..... 92
- Kareem Hunt vs. BGSU (2014) 91**
- Jim Gray vs. Bowling Green (1963)..... 88
- Adonis Thomas vs. FIU (2010)..... 87

Longest Touchdown Run

- Ben Tombaugh vs. Austin Peay (1988)..... 95
- Jalen Parmele vs. Ball State (2006)..... 92
- Kareem Hunt vs. Bowling Green (2014) .. 91**
- Adonis Thomas vs. FIU (2010)..... 87
- Morgan Williams vs. Miami (2008)..... 86

Rushing Touchdowns

- Gib Stick vs. Findlay (1923)..... 5
- Joe Schwartz vs. Kent State (1971)..... 5
- Kareem Hunt vs. Arkansas St. (2015) ... 5**





JOSH HIGH

35

Linebacker • 6-0 • 222 • Jr.
London, OH • London HS

2015

Listed at No. 3 at "Mike" linebacker in preseason depth chart.

2014

Played in 10 games as a reserve linebacker and on special teams, recording 3 tackles.

2013

Did not see game action.

2012


Sat out season as a redshirt.

HIGH SCHOOL

Honorable mention all-state and all-metro Columbus as a senior... Also made all-district, all-league and all-county...147 tackles, five sacks and 12 TFL...As a junior, made 95 tackles, earning honorable mention all-metro, second-team all-district, all-league and all-county honors...High school coach was Jerrey Wasserman.

PERSONAL

Full name is Joshua Robert High...Birthdate: June 3, 1993...Parents are Roger and Melissa High...Has a younger sister, Morgan... Civil engineering major.



QUINCY IVERSON

39

Cornerback • 5-11 • 180 • Fr. (R)
Copley, OH • Copley HS

2015

Listed at No. 4 at cornerback in preseason depth chart.

2014

Sat out season as a redshirt.

HIGH SCHOOL

Ran for 320 yards and five TDs on 61 carries in six games as a senior...Also had 36 tackles...40 tackles as a junior...Also played basketball and ran track...High school coach was Ron Viscounte.

PERSONAL

Full name is Quincy Lavell Iverson...Birthdate: Oct. 10, 1995... Parents are Quincy and Rayna Iverson...Has two sisters, Cherelle and Racquelle...Major is business.



TRÉ JAMES

14

Defensive End • 6-1 • 250 • Sr.
Baltimore, MD • Baltimore City College HS • Snow

2015

Listed at No. 2 at "Leo" defensive end in preseason depth chart.

2014

Played in 10 games...Totaled eight tackles and two sacks.

JUNIOR COLLEGE

Had 34 tackles, 9.5 tackles for loss and 4.0 sacks in 11 games as a sophomore at Snow...In nine games as a freshman, had 15 tackles and 6.5 sacks...Junior college coach was Britt Maughn.

HIGH SCHOOL

Earned first-team all-state honors as a senior, racking up 63 tackles and 23 sacks...As a junior, had 59 tackles and 13 sacks, earning all-city honors...High school coach was George Patrecks.

PERSONAL

Full name is Tré Nicholas James...Birthdate: Jan. 10, 1993...Parents are John Lucks and Duwanda James...Has four brothers and two sisters...Major is interdisciplinary studies.



NATE JEPPESEN

60

Offensive Lineman • 6-4 • 292 • So.
Portage, MI • Central HS

2015

Listed at co-No. 1 at center in preseason depth chart.

2014

Played in two games as a reserve offensive lineman...Injured in the Missouri game and missed the remainder of the season following surgery.

2013

Sat out season as a redshirt.

HIGH SCHOOL

Three-star recruit by Rivals.com and Scout.com...Rated as the No. 42 offensive guard in the nation by Rivals...Three-year starter...Earned first-team all-state, all-area and all-conference honors as a senior...As a junior, earned first-team all-conference honors and honorable mention all-area...Placed fourth in the state in the shot put (53 feet) as a junior...High school coaches were Brett Foerster and Mick Enders.

PERSONAL

Full name is Nathan Jacob Jeppesen...Birthdate: June 26, 1994... Parents are Jake Jeppesen and Mary Carter...Has one sister, Amanda...Major is interdisciplinary studies.



DELANDO JOHNSON

7

Safety • 6-2 • 200 • Jr.
Baltimore, MD • Calvert Hall College HS

2015

Listed at co-No. 1 at free safety in preseason depth chart.

2014

Played in all 13 games...Totaled 22 tackles...Also had one TFL, one forced fumble and one interception...Career-high six tackles vs. Ball State.

2013

Played in four games...
Totaled four tackles.

HIGH SCHOOL

Four-star recruit by [24/7 Sports](#)...Three-star recruit by [Scout.com](#) and [Rivals.com](#)...Rivals listed him as the No. 47 athlete in the nation, while Scout ranked him as the No. 34 safety... Played safety and wide receiver in high school...Led his school to three straight MIAA Class A state championship games... Earned first-team all-metro and first-team all-conference honors in both his junior and senior seasons...As a senior, had 90 tackles and four interceptions, as well as 20 receptions and two TDs on offense...Played in the Chesapeake Bowl and Crab Bowl...Member of Team USA in the USA International Bowl Game in Austin, TX on Feb. 5, 2013...Joins teammate Kennedy Frazier in the Rockets' 2013 recruiting class...High school coach was Donald Davis.



PERSONAL

Full name is Delando Johnson, Jr...Birthdate: Jan. 30, 1995...Parents are Donald and Andrea Moore...Has one brother, Dylan, and two sisters, Summer and Khloe...Communication major.

Delando Johnson's Career Statistics

Year	G/S	UT	AT	TT	TFL	Sack	FF	Int	BrUp	QBH
2013	4/0	3	1	4	0	0	0	0	0	0
2014	13/0	14	8	22	1.0	0	1	1	0	0
TOTALS	17/0	17	9	26	1.0	0	1	1	0	0

CAREER GAME HIGHS

Tackles: 6 (Ball State, 9-20-14)



JON'VEA JOHNSON

7

Wide Receiver • 5-11 • 183 • Fr. (R)
Gary, IN • West Side HS

2015

Listed as No. 2 at wide receiver on preseason depth chart.

2014

Sat out season as redshirt.

HIGH SCHOOL

Caught 73 passes for 1,428 yards and 23 touchdowns as a senior...Earned first-team all-state honors and was named one of the top 22 players in the state by Indiana Preps...[Scout.com](#) ranked him as a three-star recruits, while [24/7 Sports](#) ranked him as a three-star recruit and the No. 11 player in the state...47 passes for 1,054 yards and nine touchdowns as a junior, earning first-team all-area accolades...Also played basketball and was a two-time all-state sprinter in track, finishing third in the 100 meters at the 2013 state finals...High school coach was Jason Johnson.

PERSONAL

Full name is Jon'Vea J'Qyay Johnson...Birthdate: Dec. 23, 1995...Parents are Jason Johnson and Eula Veasy...Father was a wide receiver for the Denver Broncos, Pittsburgh Steelers and New Orleans Saints from 1988-91...Major is interdisciplinary studies.



COREY JONES

4

Wide Receiver • 5-8 • 165 • Jr.
Pittsburgh, PA • Penn Hills HS

2015 BILETNIKOFF AWARD CANDIDATE
2014 SECOND-TEAM ALL-MAC

2015

Listed at No. 1 at wide receiver in preseason depth chart.

2014

Second-team All-MAC selection...Team leader with 68 receptions and 812 receiving yards...Sixth in MAC with 5.2 catches per game, 10th in receiving yards (64.8)...Averaged 6.4 yards per attempt on 24 punt returns...Had at least two receptions in every game...Named MAC West Special Teams Player of the Week for his performance vs. EMU on Nov. 28...Had 50-yard punt return to set up a TD...Career-best 69-yard TD reception from Dwight Macon in NIU game...Had 42-yard TD catch vs. UMass...Set career highs in receptions (12) and receiving yards (118) vs. Iowa State...Named MAC West Special Teams Player of the Week for his performance vs. Ball State on Sept. 20...Had two punt returns for 35 and 31 yards, both of which set up Toledo touchdowns...Had 11 receptions for 93 yards vs. Cincinnati...Eight catches for 106 yards vs. CMU...Had a 64-yard TD reception vs. New Hampshire...Caught key 33-yard reception in final drive to set up game-tying field goal vs. WMU on Oct. 4...Credited with eight rushes for 88 yards.

2013

Played in 10 games and rushed for four yards on two carries.

HIGH SCHOOL

Signed with the Rockets in 2012 but did not join the program until 2013...Four-star recruit and No. 41 receiver in the nation by [Scout.com](#) coming out of high school...[Rivals.com](#) and [24/7 Sports](#) ranked him as a three-star recruit...In the state of Pennsylvania, ranked No. 16 by [24/7 Sports](#), No. 17 by [Rivals](#), and No. 19 by [ESPN.com](#)...Totaled 2,135 receiving yards on 160 receptions and 39 touchdowns in high school career...65 receptions for 870 yards and 15 touchdowns as a senior...Earned All-WPIAL honors and spot on the *Pittsburgh Post-Gazette* "Fab 22" team...As a junior, hauled in 75 catches for 925 yards and 21 touchdowns.

PERSONAL

Full name is Corey Wendelle Jones...Birthdate: Feb. 24, 1993...Parents are Corey and Michelle Jones...Has one brother, Isaiah...Communication major.

Corey Jones' Career Statistics

Year	G/S	Rec.	Yds.	Avg.	TD	LP
2013	10/0	0	0	0.0	0	NA
2014	13/13	68	842	12.4	5	69-NIU
Totals	23/13	68	842	12.4	5	69-NIU

Career Game Highs

Receptions: 12 (Iowa State, 10-11-14)

Receiving Yards: 118 (Iowa State, 10-11-14)

Touchdowns: 1 (Five times)



ORION JONES

97

Defensive Tackle • 6-2 • 285 • Sr.
Tulsa, OK • Jenks HS

2014 SECOND-TEAM ALL-MAC

2015

Listed at No. 1 at defensive tackle in preseason depth chart.

2014

Second-team All-MAC selection...33 tackles, 10.0 TFL, 6.0 sacks...Had at least one TFL in nine games...Career-best six tackles vs. Iowa State.

2013

Played in 10 games, starting seven...Totaled 19 tackles...Season-high four tackles vs. Missouri.

2012

Played in nine games, making six tackles...Season-high three tackles vs. Coastal Carolina.

HIGH SCHOOL

Three-star recruit and No. 74 defensive tackle in nation by [Scout.com](#)...[24/7 Sports](#) listed Jones as three-star recruit, No. 2 defensive tackle and No. 12 overall player from Oklahoma...68 tackles, 21 tackles for loss and 12 sacks as a senior...First-team all-state accolades from the *Tulsa World*...District 6A-3's Defensive Player of the Year...As a junior, had 80 tackles and 12 sacks...Earned honorable mention all-state, first-team all-district and first-team all-metro honors...High school coach was Allan Trimble.

PERSONAL

Full name is Orion Jones...Birthdate: Aug. 4, 1994...Parents are Craig Colbert and Trammell Jones...Business major.




Orion Jones' Career Statistics

Year	G/S	UT	AT	TT	TFL	Sack	FF	Int	BrUp	QBH
2012	9/0	1	5	6	1.0	0	0	0	0	0
2013	10/7	6	13	19	2.0	0	0	0	0	0
2014	13/13	15	18	33	10.0	6.0	0	0	0	2
TOTALS	32/20	22	36	58	13.0	6.0	0	0	0	2

CAREER GAME HIGHS

Tackles: 6 (Iowa State, 10-11-14)



DAMION JONES-MOORE 24

Running Back • 5-7 • 190 • Jr.
Pittsburgh, PA • Central Catholic HS

2015

Listed at No. 2 at running back in preseason depth chart.

2014

Played in 12 games, starting one...Third on team with 460 yards rushing on 80 carries...Rushed for six TDs and caught nine passes for 70 yards...Career-high 103 yards on 15 carries in GoDaddy Bowl...Named Offensive MVP in that game...70 yards rushing in the season opener vs. New Hampshire...Starter vs. CMU on Sept. 27.

2013

Played in 10 games...Third on team with 267 rushing yards...Season-high 67 yards vs. EMU...Scored five touchdowns...Led team with 7.2 yards per carry.

2012

Sat out season as a redshirt.

HIGH SCHOOL

4,817 rushing yards and 72 touchdowns in high school career...1,632 yards and 32 touchdowns as a senior...WPIAL AAAA first-team all-conference and first-team all-state...As a senior, was a PIAA Mercury Award finalist, presented annually to the region's top high school football player...SCS Sports World Player of the Year and the Rivalry Series MVP...As a junior, rushed for 1,074 yards and 16 TDs...SCS Sports World Offensive MVP...WTAE-TV Playbook Athlete of the Week...WPIAL AAAA first-team all-conference...WPIAL AAAA first-team all-conference team as a sophomore...Honorable mention as a freshman...Mercury Award finalist as a sophomore when he rushed for 1,359 yards and 15 TDs...Scout.com ranked him as a three-star recruit and the No. 61 running back in the country...247sports.com ranked him as No. 77 player in the state...ESPN.com ranked him No. 81 in state...Ran track in high school, earning a bid to state finals in the 4x100.

PERSONAL

Full name is Damion Joseph Jones-Moore...Birthdate: Nov. 10, 1993...Parents are Joseph Moore and Charlene Jones...Has three brothers, Jason, Marcus and Elijah...Major is interdisciplinary studies.

Damion Jones-More's Career Statistics

Year	G/S	Att.	Yds.	Avg.	TD	LP
2013	10/0	37	267	7.2	5	53-UB
2014	12/1	80	460	5.8	6	42-UNH
TOTALS	22/1	117	727	6.2	11	53-UB

CAREER GAME HIGHS

Rushing Yards: 103 (Arkansas State, 1-4-15)
Rushing Attempts: 15 (Arkansas State, 1-4-15)



MICHAEL JULIAN 5

Quarterback • 6-5 • 215 • So. (R)
Hilton Head Island, SC • Hilton Head Island HS

2015

Listed as co-No. 1 at quarterback and No. 2 at punter in preseason depth chart.

2014

Played in six games, starting one vs. Northern Illinois...Completed 2-of-7 passes for 49 yards vs. NIU before getting knocked out of the game with a concussion...Returned to action at EMU game on Nov. 28, completing 2-of-2 passes...Punted one time for 65 yards vs. Missouri.

2013

Sat out season as a redshirt.

HIGH SCHOOL

Three-star recruit by ESPN.com and 24/7 Sports...Ranked as top senior quarterback prospect in South Carolina by SCVarsity.com and the No. 11 prospect in the state by ESPN...Threw for 2,100 yards and 22 touchdowns as a senior, earning first-team all-state and all-region honors...Three-year starter at quarterback...Ran for 850 yards and 10 TDs...Led South Carolina to Shrine Bowl win over North Carolina...As a junior, threw for 1,884 yards and 15 touchdowns...Played basketball and made all-state in track in the 4x400...High school coach was B.J. Payne.



PERSONAL

Full name is Michael A. Julian...Birthdate: Dec. 25, 1994...Mother is Ashley Julian...Has one brother, Tracy...Communication major.

Michael Julian's Career Statistics

Year	G/S	Att.	Comp.	Int.	Pct.	Yds.	TD
2013							
2014	6/1	19	8	0	42.1	90	0
Totals	6/1	19	8	0	42.1	90	0

Career Highs

Completions: 2 (Three times, last vs. EMU, 11-28-14)
Passing Yards: 39 (Northern Illinois, 11-11-14)

**ADAM
KULON****45**Fullback • 6-4 • 250 • Jr.
Algonquin, IL • H.D. Jacobs HS**2015**

Listed at No. 1 at fullback in preseason depth chart...Moved from defensive end in the off-season.

2014

Played in seven games at defensive end, making seven tackles.

2013

Played in two games...Did not make a tackle.

HIGH SCHOOLThree-star recruit by [Scout.com](#) and [24/7 Sports](#)...Named first-team all-conference, first-team all-area honors, special mention all-state, as well as academic all-state...Played defensive end, linebacker and offensive line in high school...Compiled 75 tackles, 23 tackles for loss and 14 sacks as a senior...As a junior, had 50 tackles, 15 tackles for loss and 10 sacks...School reached the playoffs sophomore and junior seasons.**PERSONAL**

Full name is Adam Kulon, Jr...Birthdate: June 9, 1995...Parents are Adam and Agnes Kulon...Has one brother, Alex...Mechanical engineering major.

**JACK
LINCH****29**Linebacker • 6-0 • 218 • So.
Toledo, OH • Whitmer HS**2015**

Listed at No. 3 at "Will" linebacker in preseason depth chart.

2014

Played in 10 games, making four tackles.

2013

Sat out season as a redshirt.

HIGH SCHOOL

Racked up 179 tackles and earned first-team all-state honors...High school team was state runner-up as a senior...District defensive player of the year and the league defensive player of the year...First-team all-district, all-region and all-league honors...As a junior, had 140 tackles and earned second-team all-district, all-region and all-league honors...Played baseball, earning first-team all-district and all-league honors as a junior...High school coach was Jerry Bell.

PERSONAL

Full name is Jack Francis Linch...Birthdate: Aug. 7, 1995...Parents are Jay and Julie Linch...Has one sister, Molly...Criminal justice major.

**ZACH
LOZAR****79**Long Snapper • 6-1 • 218 • Jr.
Willoughby Hills, OH • St. Ignatius HS**2015**

Listed at No. 2 at long snapper in preseason depth chart.

2014

Did not see game action.

2013

Did not see game action.

2012

Sat out season as a redshirt.

HIGH SCHOOL

Earned all-district honors as a center...Co-captain who helped lead team to Division I state championship as a senior...Three-year letterwinner...St. Ignatius Coaches' Cup recipient...Earned district and regional honors as shot-putter...High school coach was Chuck Kyle.

PERSONAL

Full name is Zachary Eric Lozar...Birthdate: Dec. 20, 1993...Parents are Lou and Bev Lozar...Has two older brothers, Matthew and Benjamin...Business major.



JORDAN MARTIN

2

Defensive Back • 6-2 • 205 • Jr.
Upper Marlboro, MD • Forestville Bishop McNamara HS

2015

Listed at No. 1 at cornerback in preseason depth chart.

2014

Played in 10 games at cornerback, starting eight...26 tackles, broke up four passes...Three times had four tackles in a game... Missed three games in mid-season due to injury...Started final seven games.

2013

Played in 11 games and started against Akron at cornerback... Totaled 24 tackles and two pass breakups.

HIGH SCHOOL

Six interceptions and 35 tackles as a senior...Earned all-conference honors...Three-star recruit by 24/7 Sports...Selected to the Big 33 All-American Bowl as well as the USA Olympic Junior Team...Named MVP of the Rivals Five-Star Showcase in the state of Maryland...No. 1-ranked hurdler in the state...High school coach was Bryce Bevell.

PERSONAL

Full name is Jordan Dominique Martin...Birthdate: Jan. 25, 1995...Parents are John and Valencia Martin...Has one brother, William Ford...Criminal justice major.




Jordan Martin's Career Statistics

Year	G/S	UT	AT	TT	TFL	Sack	FF	Int	BrUp	QBH
2013	11/1	20	4	24	0	0	1	0	2	0
2014	10/8	19	7	26	4.0	1	1	0	2	1
TOTALS	21/9	39	11	50	4.0	1	2	0	4	1

CAREER GAME HIGHS

TACKLES: 6 (Bowling Green, 10-26-13)



TREVON MATHIS

6

Cornerback • 5-11 • 170 • So.
Pittsburgh, PA • Woodland Hills HS

2015

Listed at co-No. 1 at cornerback on the pre-season depth chart.

2014

Played in all 13 games as a true freshman, starting two...23 tackles and one interception...At least one tackle in 11 games... Had season-high four tackles vs. New Hampshire and Cincinnati.

HIGH SCHOOL

Was a first-team all-conference and second-team all-state selection at cornerback as a senior...A "Fab 22" pick by the *Pittsburgh Post-Gazette*...Had 62 tackles and three interceptions... As a junior, had three interceptions and earned second-team all-conference honors...High school coach was George Novac.

PERSONAL

Full name is Trevon Mathis...Birthdate: Sept. 12, 1995...Mother is Chiron Mathis...Has four older brothers...Major is interdisciplinary studies.




Trevon Mathis' Career Statistics

Year	G/S	UT	AT	TT	TFL	Sack	FF	Int	BrUp	QBH
2014	13/2	16	7	23	0	0	0	1/13	6	0
TOTALS	13/2	16	7	23	0	0	0	1/13	6	0

CAREER GAME HIGHS

Tackles: 4 (Two times, last vs Cincinnati 9-12-14)



CAMERON MATTISON

21

Defensive Back • 6-1 • 202 • Fr.(R)
Charlotte, NC • Mallard Creek HS

2015

Listed as No. 4 at strong safety on pre-season depth chart.

2014

Sat out season as a redshirt.

HIGH SCHOOL

Led Mallard Creek High School to the 4AA state championship as a senior, earning first-team all-conference and all-county honors as a cornerback...Had three interceptions and played in the NC/SC Shrine Bowl...Led the conference with six interceptions as a junior...Graduated from high school in December 2013 and enrolled in classes at UT spring semester 2014...High school coach was Mike Palmieri.

PERSONAL

Full name is Cameron James-Lee Mattison...Birthdate: Jan. 14, 1996...Parents are Ronald and Pertricia Mattison...Has one older brother, RJ, who plays basketball at St. Joseph College...Business major.



MARQUIS MOORE

52

Defensive Tackle • 6-0 • 300 • So.
Toledo, OH • Whitmer HS

2015

Listed at No. 2 at defensive tackle in preseason depth chart.

2014

Played in two games, making three tackles...Injured in the Missouri game on Sept. 6, forcing him to miss the remainder of the season...Received an injury hardship from the NCAA and retained his sophomore eligibility.

2013

Played all 12 games, starting nine at defensive tackle and defensive end...Totaled 26 tackles, 5.0 TFL, 2.0 sacks...Season-high five tackles vs. Buffalo.

HIGH SCHOOL

Earned first-team all-conference, first-team all-region, first-team all-district and second-team all-state honors as a senior... Garnered 80 tackles and 11 sacks for a squad that made it to the state championship game...Three-star recruit by Scout.com and 24/7 Sports...Selected to play in the Ohio North-South All-Star Game...As a junior, had 80 tackles and six sacks...Earned first-team all-conference, first-team all-region, first-team all-district and honorable mention all-state honors...An outstanding heavyweight wrestler...High school coach was Jerry Bell.

PERSONAL

Full name is Marquise JuJuan Moore...Birthdate: Aug. 25, 1995... Parents are Mitchell Moore and Nakisha Hunter...Has two brothers, Keon and Michael...Communication major.



Marquise Moore Career Statistics

Year	G/S	UT	AT	TT	TFL	Sack	FF	Int	BrUp	QBH
2013	12/9	8	18	26	5.0	2.0	0	0/0	0	2
2014	2/1	1	2	3	0	0	0	0/0	0	0
TOTALS	14/10	9	20	29	5.0	2.0	0	0/0	0	2

CAREER GAME HIGHS

Tackles: 5 (vs. Buffalo 11/12/13)



CHASE MURDOCK

40

Linebacker • 6-0 • 225 • Sr.
Barrington, IL • Barrington HS

2015

Listed at co-No. 1 at "Mike" linebacker in preseason depth chart.

2014

Played in 13 games, starting one vs. CMU...27 tackles, 1.5 TFL... Three times had four tackles in a game.

2013

Second on team with 109 tackles...Ranked second in the MAC with 9.9 tackles per game...Also had 9.0 TFL...Had at least nine tackles in a game eight times...Career-high 16 tackles with 1.0 TFL, one fumble recovery and two pass breakups vs. Buffalo...15 tackles vs. NIU...15 tackles and two QB hurries vs. Navy...Nine tackles and fumble recovery vs. BSU...Tallied 12 tackles vs. CMU...Also had 3.0 TFL, 2.0 sacks, an interception and forced a fumble vs. the Chipewas...Did not play vs. Eastern Washington due to injury...12 tackles vs. Missouri...Nine stops vs. Florida in the season opener.

2012

Played in 12 games, making 11 tackles...Season-high three tackles vs. Akron.

HIGH SCHOOL

Second-team all-state honors as a senior...58 tackles, seven tackles for loss and three sacks...First-team all-area and all-conference as a running back...Rushed for 1,574 yards and 20 touchdowns... As a junior made first-team all-area as a running back...1,068 yards and 12 TDs in seven games...Rushed for 1,025 yards as a sophomore...High school coach was Joe Sanchez.

PERSONAL

Full name is Theodore Chase Murdock...Birthdate: Jan. 29, 1994...Parents are Lance and Lynda Murdock...Has two older sisters, McKelle and Campbell...Father played football at Duke... Major is interdisciplinary studies.



ELIJAH NKANSAH

76

Offensive Line • 6-6 • 295 • So.
Mason, OH • Mason HS

2015

Listed at co-No. 1 at center in preseason depth chart.

2014

Played in six games as a reserve offensive lineman.

2013

Sat out season as a redshirt.

HIGH SCHOOL

Earned first-team all-league and second-team all-district honors as a senior...Chosen to the *Cincinnati Enquirer's* Top 50 watch list...Selected to play in the Ohio North-South All-Star Game... High school coach was Brian Castner.

PERSONAL

Full name is Elijah Osei Nkansah...Last name pronounced en-KAN-suh...Birthdate: Dec. 28, 1994...Mother is Amy Mason... Mother played college volleyball...Has two brothers, Isaiah and Roman...Major is interdisciplinary studies.



Chase Murdock's Career Statistics

Year	G/S	UT	AT	TT	TFL	Sack	FF	Int	BrUp	QBH
2012	12/0	7	4	11	0	0	0	0	0	0
2013	11/11	49	60	109	9.0	4.0	1	1/11	2	3
2014	13/1	19	8	27	1.5	1.0	0	0	0	0
TOTALS	36/12	75	72	147	10.5	5.0	1	1/11	2	3

CAREER GAME HIGHS

Tackles: 16 (Buffalo, 11-12-13)

Tackles For Loss: 3.0 (Central Michigan, 9-21-13)



CHEATHAM NORRILS

1

Cornerback • 6-0 • 195 • Sr.
Toledo, OH • St. John's Jesuit HS

2012 THIRD-TEAM ALL-MAC

2015

Listed at co-No. 1 at cornerback in preseason depth chart...Wearing No. 1 this season after three seasons sporting No. 11.

2014

Missed the entire season due to a viral illness...Redshirted and retained his senior eligibility.

2013

Started all 12 games...Fifth on team with 52 tackles... Season-high seven tackles vs. CMU...Only interception of the season came vs. EMU...Five tackles vs. Florida and again vs. Missouri...Forced a fumble on a sack and also recovered it vs. Gators.

2012

Started 12 of 13 games...Third-team All-MAC selection...Third on team with 74 tackles...Two interceptions and five pass breakups... Career-best 10 tackles with an interception and pass break-up vs. Ball State...Eight tackles vs. Coastal Carolina...MAC West Defensive Player of the Week for his performance vs. BGSU on Sept. 15...Seven tackles plus an interception vs. Falcons...Academic All-America nominee with 3.416 GPA.

2011

Appeared in nine games, recording seven tackles...Season-best three tackles vs. Ball State...Two tackles vs. Miami.

HIGH SCHOOL

Named *Toledo Blade* "Player of the Year" in Northwest Ohio as a senior, as well as the district "Player of the Year"...Caught 58 passes for 1,061 yards and 11 touchdowns as a senior...Eight interceptions, returning three for scores...Earned first-team all-state honors as a receiver, and first-team all-city as a receiver and defensive back...17 interceptions for his career...Four-year starting point guard on basketball team...High school coach was Doug Pearson.

PERSONAL

Full name is Eddie Cheatham Norrils...Birthdate: July 26, 1993... Parents are Eddie and Willa Norrils...Mother is a Toledo police officer and father is a probation officer...Father played basketball and mother played volleyball at Defiance...Graduated with a degree in criminal justice...Studying recreation & leisure studies in graduate school.

Cheatham Norrils' Career Statistics

Year	G/S	UT	AT	TT	TFL	Sack	FF	Int	BrUp	QBH
2011	9/0	3	4	7	0	0	0	0	0	0
2012	13/12	49	25	74	1.5	0	0	2	5	0
2013	12/12	32	20	52	1.5	0	2	1	2	0
2014	DNP-Illness									
TOTALS	34/24	84	49	133	3.0	0	2	3	7	0

CAREER GAME HIGHS

Tackles: 10 (Ball State, 11-16-12)



STORM NORTON

74

Offensive Lineman • 6-8 • 310 • Jr.
Toledo, OH • Whitmer HS

2015

Listed at co-No. 1 at left tackle in preseason depth chart.

2014

Played in all 13 games, starting three...Moved into starting slot at left tackle for final three games of the season...Replaced Josh Hendershot, who slid over to center spot when Greg Mancz went down with an injury...Key reserve on offensive line that powered Rocket offense that ranked No. 1 in MAC in total offense (486.3) and in rushing offense (247.3) and tied for No. 3 in sacks allowed (16).

2013

Saw action in seven games as a reserve offensive lineman.

2012

Sat out season as a redshirt.

HIGH SCHOOL

First-team all-state, all-district and all-conference honors as a senior...First-team All-Toledo Blade and district Lineman of the Year...As a junior, received second-team all-district and all-conference recognition...Honorable mention All-Toledo Blade team... Participated in track & field...High school coach was Joe Palka.

PERSONAL

Full name is Storm Willis Norton...Birthdate: May 16, 1994...Parents are Phil and Karen Norton...Has an older brother, Beau...Criminal justice major.





RICHARD OLEKANMA 42

Linebacker • 6-1 • 240 • Fr. (R)
Downers Grove, IL • North HS

2015

Listed at co-No. 1 at "Mike" linebacker in preseason depth chart.

2014

Sat out season as a redshirt.

HIGH SCHOOL

Made all-area as linebacker...Had 3.5 sacks as a senior...On offense, caught 15 passes for 400 yards and two touchdowns...As a junior, caught 25 passes for 350 yards and three TDs...Also on track and field team, ran the 200 and 4x200...High school coach was John Wander.

PERSONAL

Full name is Richard Ekone Olekanma...Birthdate: May 29, 1996...Parents are Ucho and Vera Olekanma...Has a younger sister, Kesie...Majoring in bioengineering.



PAUL PERSCHON 68

Offensive Lineman • 6-6 • 310 • Jr.
Schaumburg, IL • Conant HS

2015

Listed at co-No. 1 at right guard in preseason depth chart.

2014

Played in one game as a reserve lineman.

2013

Played in one game as a reserve lineman.

2012

Sat out season as a redshirt.

HIGH SCHOOL

All-conference and all-area honors as a senior...Shot putter in track & field...High school coach was John Powers.

PERSONAL

Full name is Paul William Perschon...Birthdate: June 15, 1994...Parents are George and Debbie Perschon...Has an older sister, Kristin...Criminal justice major.



ALEX PFEIFFER 73

Offensive Lineman • 6-5 • 292 • Fr. (R)
Cincinnati, OH • Anderson HS

2015

Listed as co-No. 1 at left tackle on preseason depth chart.

2014

Sat out season as a redshirt.

HIGH SCHOOL

Earned first-team all-conference honors as a senior at Cincinnati Anderson, the same high school as former Rocket offensive lineman Greg Mancz...Also played basketball in high school...High school coach was Jeff Giesting.

PERSONAL

Full name is Alexander Joseph Pfeiffer...Birthdate: Aug. 16, 1995...Parents are Jeff and Cheryl Pfeiffer...Has an older brother, Adam...Undeclared major.



JALEN REESE 7

Quarterback • 6-3 • 200 • Fr. (R)
Mansfield, OH • Mansfield HS

2015

Listed at No. 5 at quarterback in preseason depth chart.

2014


Sat out season as a redshirt.

HIGH SCHOOL

Second-team all-state, first-team all-district, first-team all-conference as a senior..Threw for 3,000 yards and 30 TDs...Second-team all-district, second-team all-conference as a junior...Played basketball for his father, JT Reese, in high school...High school coach was Choke Bradley

PERSONAL

Full name is Jalentory Reese...Birthdate: Oct. 11, 1995...Parents are JT and Janice Reese...Dad played basketball at IUPUI and mom played volleyball at UT and Ohio State...Has a sister, Jeryn and a brother, Jakobe...Accounting major.



ZACH QUINN

31

Linebacker • 6-3 • 225 • So.
Aurora, OH • Aurora HS

2015

Listed at No. 1 at "Sam" linebacker in preseason depth chart.

2014

Played in 13 games, starting three...18 tackles and 2.5 TFL...Sea-son-high four tackles vs. Central Michigan.

2013

Sat out season as a redshirt.

HIGH SCHOOL

Earned first-team all-district and first-team all-conference hon-ors as a senior...Three-star recruit by 24/7Sports...Totalled 90 tackles and four sacks...Rushed for 1,000 yards and 16 TDs... Led team to the Division II state semifinals...As a junior, had 120 tackles and eight sacks...1,055 yards rushing, 405 receiving yards and 24 touchdowns on offense...Made second-team all-district and first-team all-conference as a junior...High school coach was Bob Mihalik.

PERSONAL

Full name is Zachary David Quinn...Birthdate: Dec. 29, 1994... Parents are Philip and Jessica Quinn...Has one brother, Eric...Ma- jor is interdisciplinary studies.



Zach Quinn's Career Statistics

Year	G/S	UT	AT	TT	TFL	Sack	FF	Int	BrUp	QBH
2013										
DNP-Redshirt										
2014	13/3	10	8	18	2.5	0	0	0	0	1
TOTALS	13/3	10	8	18	2.5	0	0	0	0	1

CAREER GAME HIGHS

Tackles: 4 (Central Michigan, 9-27-15)



MARC REMY

21

Running Back • 6-0 • 195 • Jr.
North Olmsted, OH • North Olmsted HS

2015

Listed at No. 4 at running back in preseason depth chart.

2014

Played in all 13 games, starting one vs. WMU...Fourth on team with 219 yards...Season-high 80 yards rushing vs. Cincinnati... Had a 22-yard run vs. the Bearcats.

2013

Played in four games...Fourth on team with 196 yards...First career 100-yard rushing game with 103 yards on 16 carries and one TD vs. Akron...Rushed for 58 yards and one touchdown vs. EMU.

2012

Sat out season as a redshirt.

HIGH SCHOOL

Over 2,000 all-purpose yards and 17 TDs as a senior...1,500 all-purpose yards and 15 TDs as a junior...All-state, all-district, all-region and all-conference honors both years...Team MVP both seasons...As a sophomore, rushed for 750 yards...High school coach was Mike Ptacek.

PERSONAL

Full name is Marc Ernst Remy...Birthdate: Dec. 31, 1993...Parents are Marc and Alexandria Remy...Has two younger sisters, Des- tiny and Ava...Marketing major.



Marc Remy's Career Statistics

Year	G/S	Att.	Yds.	Avg.	TD	LP
2012						
DNP-Redshirt						
2013	4/0	38	196	5.2	2	22-EMU
2014	12/0	42	219	5.2	0	22-Cinc.
TOTALS	16/0	80	415	5.2	2	22-Twice

CAREER GAME HIGHS

Rushing Yards: 103 (Akron, 11-29-13)



DARRYL RICHARDS

84

Wide Receiver • 6-3 • 185 • So.
Chagrin Falls, OH - Kenston HS

2015

Listed at No. 2 at wide receiver in preseason depth chart.

2014

Played in one game vs. CMU.

2013


Sat out season as a redshirt.

HIGH SCHOOL

Conference co-player of the year as a quarterback in his senior year...Recruited as a wide receiver by the Rockets...Threw for 1,390 yards and seven touchdowns...Rushed for 1,500 yards and 17 scores...Made first-team all-conference, first-team all-district, second-team all-region and special mention all-state...Led his team to the second round of the state playoffs...Played wide receiver as a junior, catching 24 passes for 643 yards and five TDs...Earned first-team all-conference, second-team all-district and special mention all-region...As a sophomore, Richards was a reserve running back, rushing for 170 yards and two TDs... High school coach was Jeff Grubich.

PERSONAL

Full name is Darryl Jamaul Richards...Birthdate: Nov. 20, 1994... Parents are Darryl and Demateress Richards...Has one sister, Jasmine...Communication major.



MICHAEL ROBERTS

80

Tight End • 6-4 • 265 • Jr.
Cleveland, OH • Benedictine HS

2015

Listed at No. 2 at tight end in preseason depth chart.

2014

Played in eight games, making four receptions with two TDs... Two catches and a TD vs. UMass and EMU.

2013

Played in three games as tight end...No receptions.

HIGH SCHOOL

Earned first-team all-league honors in his junior and senior seasons...Caught 51 passes as a senior...High school coach was Ben Malbasa.

PERSONAL

Full name is Michael Lorenzo Roberts...Birthdate: May 7, 1994... Mother is Maria Young...Has one brother, Freeman...Criminal justice major.





DEJUAN ROGERS

23

Defensive Back • 6-1 • 191 • Jr.
Detroit, MI • Cass Tech HS

2015

Listed at No. 2 at strong safety in preseason depth chart.

2014

Played in 13 games at safety, starting nine...Fourth on team with 67 tackles...3.5 TFL and two passes broken up...Twice had career-high eight tackles, vs. Missouri and Northern Illinois...Had at least six tackles in five games.

2013

Played in all 12 games at safety...Started two games vs. BGSU and EMU...23 total tackles, 16 unassisted...One interception and two pass breakups...Season-high six tackles vs. Navy.

HIGH SCHOOL

Three-star recruit and No. 72 cornerback in the nation by Scout.com...Earned honorable mention All-Detroit honors as a senior...Totalled 93 tackles, three forced fumbles and one interception...Led his school to the Division I state championship...As a junior, had 60 tackles and one interception...39 tackles and two interceptions as a sophomore, to go with 20 receptions for 344 yards and three TDs on offense...Comes from the same high school as current Rocket Kishon Wilcher...High school coach was Thomas Wilcher.

PERSONAL

Full name is DeJuan Marcelle Rogers...Birthdate: Jan. 31, 1995...Parents are DeJuan Rogers and Etoyia Barkley...Has three siblings, Davis Rogers, Azane Wright and Tyrese Barkley...Communication major.




DeJuan Rogers' Career Statistics

Year	G/S	UT	AT	TT	TFL	Sack	FF	Int	BrUp	QBH
2013	12/2	16	7	23	0	0	0	0	0	0
2014	13/9	40	27	67	3.5	1.0	0	0	2	0
TOTALS	25/11	56	34	90	3.5	1.0	0	0	2	0

CAREER GAME HIGHS

Tackles: 8 (Two times, last vs Northern Illinois, 11-11-14)



ZACH ROGERS

88

Wide Receiver • 6-2 • 200 • Sr.
Elyria, OH • Catholic HS

2015

Listed at No. 2 at wide receiver in preseason depth chart.

2014

Played in eight games...Totalled five receptions, including two catches vs. Missouri and EMU.

2013

Played in five games, catching one pass for 10 yards.

2012


Played in eight games, catching two passes.

2011

Sat out season as a redshirt.

HIGH SCHOOL

Three-time all-county, all-district, all-conference and All-Ohio honoree...Named conference MVP and had 90 receptions for 1,533 yards and 14 TDs as a senior...Played defensive back as a sophomore and junior...60 tackles and three interceptions as a junior...50 tackles and five picks as a sophomore...Also played basketball, baseball and track & field...State qualifier in the long jump...High school coach was Ben Malbasa.



PERSONAL

Full name is Zachery Sean Rogers...Birthdate: Nov. 28, 1992...Parents are Brian Rogers and Melinda Rogers...Major is interdisciplinary studies.

Zach Rogers' Career Statistics

Year	G/S	Rec.	Yds.	Avg.	TD	LP
2011	DNP-Redshirt					
2012	8/0	2	0	0.0	0	0-EMU
2013	5/0	1	10	10.0	0	10-EMU
2014	8/0	5	42	8.4	0	11-EMU
Totals	21/0	8	52	6.5	0	11-EMU

Career Game Highs

Receptions: 2 (Twice, last vs. EMU, 11-28-14)

Receiving Yards: 11 (EMU, 11-28-14)



ALONZO RUSSELL

9

Wide Receiver • 6-4 • 205 • Sr.
Washington, DC • H.D. Woodson HS • Milford (NY) Academy

- 2015 BILETNIKOFF AWARD CANDIDATE
- 2014 THIRD-TEAM ALL-MAC
- 2013 THIRD-TEAM ALL-MAC
- 2012 THIRD-TEAM ALL-MAC

2015

Listed at No. 1 at wide receiver in preseason depth chart...Candidate for Biletnikoff Award as nation's leading receiver...Enters 2015 season ranked 10th in career receptions at Toledo (166), sixth in career receiving yards (2,458) and sixth in career touchdown catches (19)...Has caught at least one pass in every game in his career (38 straight).

2014

Made third-team All-MAC for the third consecutive season...51 receptions, 770 receiving yards and eight touchdown receptions..



Had at least two catches in every game...Caught game-winning 22-yard TD in 20-19 overtime win at WMU on Oct. 4...Set season highs in receptions (7) and receiving yards (120), and tied season best in TD receptions (2) vs. CMU...First TD catch vs. CMU was a remarkable one-hand snatch...Five catches including two TDs vs. Cincinnati.

2013

Third-team All-MAC selection... Second on team with 59 receptions, 728 receiving yards and six TD catches...10th in MAC in receptions per game (4.9)...Caught at least five passes in six games...Caught five passes for 100 yards vs. NIU, including season-long 45-yard TD catch...

Caught eight passes and two TDs vs. Bowling Green, including game-winner from 11 yards out with 1:22 to play...Other TD vs. BGSU was a one-hand grab in the second quarter...Tied career best with nine receptions to go with a season-high 147 yards and a TD vs. BSU...Grabbed one-handed three-yard TD catch vs. CMU on Sept. 21 that earned him ESPN's "Play of the Day"...Seven catches for 101 yards and one TD vs. Missouri...Was on official watch list for Biletnikoff Award.

2012

Third-team All-MAC pick...Second on team with 56 receptions... Second on team and eighth in MAC with 960 receiving yards... Second in MAC with 17.1 yards per catch...Has at least one reception in every game...Career-best nine receptions for 139 yards and 2 TDs vs. Akron...Had a 59-yard TD reception at Arizona and

a 60-yarder at EMU...Season-best 66-yard TD grab vs. BGSU...Also caught a 34-yarder vs. the Falcons and a 32-yarder vs. Coastal Carolina.

2011

Sat out the season as a redshirt.

HIGH SCHOOL

Three-star prospect by Scout.com and Rivals.com....Rated as the No. 12 prep school player in the nation by Rivals...Attended Milford Academy in New York...Caught 52 passes for 1,153 yards and 14 touchdowns as a senior at Woodson High School in Washington, DC...Four TDs on kickoff and punt returns, and three more scores on seven interceptions...First-team All-Metro DC selection.

PERSONAL

Full name is Alonzo Jerme Russell...Birthdate: Sept. 29, 1992... Major is interdisciplinary studies.

Alonzo Russell's Career Receiving by Game

2012

Opponent	No.	Yards	Avg.	TD	Long
at Arizona	3	71	23.7	1	59
at Wyoming	3	45	15.0	0	21
Bowling Green	6	152	25.3	1	66
Coastal Carolina	7	97	13.9	0	32
at Western Michigan	5	87	17.4	0	27
Central Michigan	6	58	9.7	0	24
at Eastern Michigan	3	98	32.6	1	60
Cincinnati	4	38	9.5	0	14
at Buffalo	4	80	20.0	0	40
Ball State	2	33	16.5	0	18
at Northern Illinois	1	20	20.0	0	20
Akron	9	139	15.4	2	39
Utah State (Potato Bowl)	2	35	17.5	0	29

2013

Opponent	No.	Yards	Avg.	TD	Long
at Florida	3	19	6.3	0	11
at Missouri	7	101	14.4	1	41
Eastern Washington	5	54	10.8	0	29
at Central Michigan	3	21	7.0	1	12
at Ball State	9	147	16.3	1	38
Western Michigan	3	42	14.0	0	22
Navy	3	30	10.0	0	20
at Bowling Green	8	56	7.0	2	11
Eastern Michigan	3	45	15.0	0	29
Buffalo	4	56	14.0	0	19
Northern Illinois	5	100	20.0	1	45
at Akron	6	57	9.5	0	19

2014

Opponent	No.	Yards	Avg.	TD	Long
New Hampshire	6	78	13.0	0	25
Missouri	6	89	14.8	0	25
at Cincinnati	5	114	22.8	2	54
Ball State	3	30	10.0	1	26
Central Michigan	7	120	17.1	2	36
at Western Michigan	4	43	10.8	1	22
at Iowa State	2	16	8.0	0	9
UMass	4	45	11.2	0	16
at Kent State	3	21	7.0	1	8
at Northern Illinois	3	53	17.7	0	39
Bowling Green	2	19	9.5	0	13
at Eastern Michigan	2	93	46.5	1	59
Arkansas State	4	49	12.3	0	23

ALONZO RUSSELL IN THE TOLEDO RECORD BOOK

CAREER RECEIVING

Receptions

1. Eric Page (2009-11)306
2. Stephen Williams (2006-09).....229
3. Lance Moore (2001-04)222
4. Steve Odom (2003-06)216
5. Bernard Reedy (2010-13).....195
6. Dontà Greene (1999-2002)188
7. Nick Moore (2005-08)182
8. Mel Long (1997-2000).....175
9. Don Fair (1969-71)171
10. **Alonzo Russell (2012-present)166**

Receiving Yards

1. Eric Page (2009-11)3,446
2. Stephen Williams (2006-09).....3,102
3. Lance Moore (2001-04)2,776
4. Bernard Reedy (2010-2013).....2,743
5. Steve Odom (2003-06)2,631
6. **Alonzo Russell (2012-present)2,458**
7. Don Fair (1969-71)2,191
8. Mel Long (1997-2000).....2,188
9. Nick Moore (2005-08)2,045
10. Dontà Greene (1999-2002)1,979

Touchdown Receptions

1. Lance Moore (2001-04)25
- Eric Page (2009-11)25
3. Bernard Reedy (2010-13).....23
4. Mel Long, Jr. (1997-2000).....21
- Stephen Williams (2006-09).....21
6. Steve Odom (2003-06)19
7. **Alonzo Russell (2012-present)19**
8. Andrew Clarke (2001-05).....18
9. Don Seymour (1972-74)17
- Carl Ford (1999-2002)17

Yards Per Reception Average

(minimum 50 receptions)

1. Butch Hunyadi (1978-81).....20.2
2. Scott Resseguie (1973-76).....17.3
3. Capus Robinson (1980-83).....17.0
4. Al Baker (1969-71)16.6
5. Don Seymour (1972-74).....16.1
6. Romauldo Brown (1988-90)16.0
7. Eric Hutchinson (1984-87).....15.5
8. Randy Whately (1973-74)15.4
9. **Alonzo Russell (2012-present)14.8**
10. Tom Boyd (1991-94)14.0

Consecutive Games With a Reception

1. Steve Odom (2003-06)49
2. Mel Long (1997-2000).....46
3. Eric Page (2009-11)38
- Bernard Reedy (2010-13).....38
- Alonzo Russell (2012-present)38**

SEASON RECEIVING

Receiving Yards

1. Lance Moore (2003).....1,194
2. Lance Moore (2004).....1,189
3. Eric Page (2011).....1,182
4. Stephen Williams (2007)1,169
5. Eric Page (2009).....1,159
6. Bernard Reedy (2012)1,113
7. Eric Page (2010).....1,105
8. Stephen Williams (2009)1,065
9. Carl Ford (2002).....1,062
10. **Alonzo Russell (2012).....960**

Touchdown Receptions

1. Lance Moore (2004).....14
2. Eric Page (2011).....10
3. Lance Moore (2003).....9
- Don Seymour (1973)9
- Carl Ford (2002).....9
- Bernard Reedy (2011)9
7. Chuck Hardy (1948)8
- Don Seymour (1974)8
- Tom Boyd (1994).....8
- Andrew Clarke (2003)8
- Nick Moore (2007).....8
- Stephen Williams (2008)8
- Eric Page (2010).....8
- Bernard Reedy (2013).....8
- Alonzo Russell (2014).....8**



Alonzo Russell's Career Statistics

Year	G/S	Rec.	Yds.	Avg.	TD	LP
2011	DNP-Redshirt					
2012	13/13	56	960	17.1	5	66-BGSU
2013	12/12	59	728	12.3	6	45-NIU
2014	13/13	51	770	15.1	8	59-EMU
Totals	38/38	166	2458	14.8	19	66-BGSU

Career Game Highs

Receptions: 9 (Twice, last vs. BSU, 9-28-13)

Receiving Yards: 152 (BGSU, 9-15-12)

Touchdowns: 2 (Four times, last vs. CMU, 9-27-14)



BRAD SMITH

20

Running Back • 5-9 • 195 • Fr. (R)
Clyde, OH • Clyde HS

2015

Listed at No. 6 at running back in preseason depth chart.

2014

Sat out season as a redshirt.

HIGH SCHOOL

Rushed for 1,511 yards and 23 TDs as a senior...Named second-team all-state, first-team all-district and all-conference...As a junior, rushed for 2,188 yards and 36 TDs, earning first-team all-state, all-district and all-conference honors...Named conference player of the year as a junior...Rushed for 252 yards as a sophomore...Head coach was Marc Libson.

PERSONAL

Full name is Bradford Michael Smith...Birthdate: Sept. 30, 1994...Parents are Michael and Michelle Smith...Major is exercise science...Hopes to attend medical school.



BRAD SPELMAN

47

Long Snapper • 6-1 • 220 • So.
Hilliard, OH • Bradley HS

2015

Listed as No. 1 long snapper on preseason depth chart.

2014

Played all 13 games as a long snapper.

2013

Joined team as a walk-on and sat out as a redshirt.

HIGH SCHOOL

Named specialist of the year at his high school as a senior...100% success rating on long snaps...Honorable mention all-league pick...29 tackles, two sacks on defense...Three receptions and one TD on offense...As a junior, 98% success rating on long snaps...35 tackles on defense...High school coach was Mike Lo-Paro.

PERSONAL

Full name is Bradley Lawrence Spelman...Birthdate: July 31, 1995...Parents are Lawrence and Kathleen Spelman...Has two brothers, Rayn and Kevin...Accounting major.



JOHN STEPEC

10

Defensive End • 6-3 • 260 • Jr.
Willoughby Hills, OH • Lake Catholic HS

2015

Listed as co-No. 1 at defensive end in preseason depth chart.

2014

Played in all 13 games as a reserve defensive end, making nine tackles.

2013

Saw action in seven games...10 tackles and two tackles for loss...Career-high six tackles vs. Navy.

HIGH SCHOOL

Three-star recruit by Scout.com...Earned first-team all-state honors...Named district Defensive Player of the Year by the *Associated Press* in both his junior and senior seasons...Twice named first-team all-county and first-team all-conference...Named to the Ohio North-South All-Star Game...64 tackles as a defensive end and rushed for 377 yards and six touchdowns as a senior...As a junior, had 80 tackles, including 27 tackles for loss and 12 sacks, while scoring eight touchdowns on offense...High school coach was Mike Bell.

PERSONAL

Full name is John Thomas Stepec...Birthdate: Nov. 4, 1994...Parents are Tom and Maria Stepec...Has a brother, Joe, and a sister, Katie...Criminal justice major.



John Stepec's Career Statistics

Year	G/S	UT	AT	TT	TFL	Sack	FF	Int	BrUp	QBH
2013	7/0	6	4	10	2.0	0.0	0	2	0	2
2014	13/0	8	1	9	0.0	0.0	0	0	0	0
TOTALS	20/0	14	5	19	2.0	0.0	0	2	0	2

CAREER GAME HIGHS

Tackles: 6 (Navy, 10-19-13)



TERRY SWANSON

2

Running Back • 5-9 • 202 • So.
Aliquippa, PA • Aliquippa HS

2015

Listed at No. 3 at running back in preseason depth chart.

2014

Second on team and 10th in MAC with 732 yards rushing...Second on team, second in MAC and 15th in the country in yards per carry (6.5)...Rushed for season-high 172 yards in 20-19 win at Western Michigan...Started at Iowa State, rushing for 124 yards and two touchdowns...97 yards and two TDs vs. UMass, including the game-winner with 34 seconds left from 19 yards out...Also ran for 97 yards and one score vs. CMU...12 receptions for 153 yards and one TD...Did not play in GoDaddy Bowl due to injury.

HIGH SCHOOL

Finished high school career as the third all-time leading rusher in Aliquippa history with 4,333 yards on 466 carries...As a senior, rushed for 1,783 yards and 25 touchdowns...As a junior, rushed for 1,546 yards and 19 touchdowns...Made all-state and all-county, and was selected to the Pittsburgh Post Gazette "Fab 22" Team in both junior and senior seasons...Rushed for 950 yards and 13 TDs as a sophomore...Also played basketball in high school...High school coach was Mike Zmijanec.

PERSONAL

Full name is Terry Shawn Swanson...Birthdate: Aug. 6, 1996...Parents are Terry and Pamela Swanson...Has an older sister, Terika... Business major.



Terry Swanson's Career Rushing By Game

2014

Opponent	Att.	Yds	Avg	TD	LP
New Hampshire	6	45	7.5	0	26
Missouri	1	7	7.0	0	7
at Cincinnati	0	0	0.0	0	NA
Ball State	9	44	4.9	0	7
Central Michigan	11	97	8.8	1	41
at Western Michigan	19	172	9.1	1	48
at Iowa State	17	124	7.3	2	34
UMass	18	97	5.4	2	19
at Kent State	17	75	4.4	0	16
at Northern Illinois	7	41	5.9	0	13
Bowling Green	6	14	2.3	0	13
at Eastern Michigan	2	16	8.0	0	16
Arkansas State					DNP-Injury

Terry Swanson's Career Statistics

Year	G/S	Att.	Yds.	Avg.	TD	LP
2014	12/1	113	732	6.5	6	48-WMU
Totals	12/1	113	732	6.5	6	48-WMU

Career Game Highs

Rushing Yards: 172 (Western Michigan, 10-4-14)
Rushing Attempts: 19 (Western Michigan, 10-4-14)
Rushing TDs: 2 (Twice, last vs. UMass, 10-25-14)



CONNERY SWIFT

3

Defensive Back • 5-9 • 195 • Jr.
Waynesboro, VA • Wilson Memorial HS

2015

Listed at No. 3 at cornerback in preseason depth chart.

2014

Played in 13 games at safety, starting final three games of the season...16 tackles, one pass breakup and two QB hurries...Career-high six tackles vs. Bowling Green.

2013

Joined team as a walk-on and sat out as a redshirt after transferring from the University of Virginia-Wise.

2012

Led UVA-Wise in rushing with 671 yards and five TDs on 156 attempts...Also caught eight passes for 39 yards...Named honorable mention all-conference.

HIGH SCHOOL

Earned all-state, all-region, all-district and all-conference honors as a running back as a senior...Rushed for 1,914 yards on 249 carries with 31 TDs...As a junior, rushed for 795 yards and 14 TDs on 116 carries...Named all-region honorable mention, all-district and all-conference as a junior...High school coach was Jeremiah Major.

PERSONAL

Full name is Randy Connery Swift...Birthdate: March 2, 1994...Parents are Randy Swift, Sr. and Anita Swift...Has two brothers, Javal and Savant, and a sister, Trinity...Business major.



Connery Swift's Career Statistics

Year	G/S	UT	AT	TT	TFL	Sack	FF	Int	BrUp	QBH
2013				DNP-transfer						
2014	13/3	11	5	16	0	0	0	0	1	1
TOTALS	13/3	11	5	16	0	0	0	0	1	1

CAREER GAME HIGHS

Tackles: 6 (Bowling Green, 11-19-14)



CODY THOMPSON

14

Wide Receiver • 6-1 • 202 • So.
Huron, OH • Huron HS

2015

Listed at No. 1 at wide receiver on preseason depth chart.

2014

Played in all 13 games, catching four passes...Career-long 15-yard catch vs. Central Michigan.

HIGH SCHOOL

Played quarterback in high school...Threw for 1,883 yards and 17 touchdowns as a senior, and also rushed for 1,139 yards and 22 scores...Made second-team all-conference and second-team all-district selection, and academic all-conference...Totaled 1,574 passing yards and 1,001 rushing yards as a junior, throwing for 22 TDs and rushing for 14 more, earning second-team all-conference accolades...Also served as the team's punter, averaging 44.6 yards per punt as a senior...Played wide receiver as a sophomore, catching 48 passes for 865 yards and 11 touchdowns...Was an honorable mention all-district player in basketball as a junior...High school coach was Tony Legando.

PERSONAL

Full name is Cody James Thompson...Birthdate: Jan. 11, 1996...Parents are Scott and Lois Thompson...Has an older brother, Tony Graham, and an older sister, Nicole Thompson...Business major.



Cody Thompson's Career Statistics

Year	G/S	Rec.	Yds.	Avg.	TD	LP
2014	13/0	4	34	8.5	0	15-CMU
Totals	13/0	4	34	8.5	0	15-CMU

Career Game Highs

Receptions: 1 (Four times)



TRENT VOSS

43

Defensive End • 6-3 • 235 • Sr.
East Grand Rapids, MI • East Grand Rapids HS

2015

Listed at No. 1 at "Leo" defensive end on preseason depth chart.

2014

Third on team with 67 tackles...First in MAC for tackles/game among linemen (5.9)...Led team and tied for second in MAC with 15.0 TFL...Second on team with eight QB hurries and 4.5 sacks...Team-high 10 tackles and career-high 4.0 TFL vs. Arkansas State in GoDaddy Bowl...Recovered a fumble in the end zone for a touchdown on the game's first play from scrimmage...Named Defensive MVP of bowl...Moved from linebacker in the off-season.

2013

Started first seven games until a season-ending injury...Tallied 33 solo tackles, 5.5 were for a loss...Had one sack...One fumble recovery and two forced fumbles.

2012

Played in 12 games, making 47 tackles...Started final two games...Had season-high 13 tackles vs. Coastal Carolina...12 tackles and 2.5 TFL vs. Akron...Seven tackles vs. Utah State in Famous Idaho Potato Bowl.

2011

Sat out season as a redshirt.

HIGH SCHOOL

Three-star recruit by Scout.com...First-team all-state selection...Named to the *Detroit Free Press* "Dream Team"...Ranked as the No. 31 player in Michigan by the *Detroit News*...Earned first-team all-conference and all-area honors...140 tackles, 16 sacks, four interceptions, four fumble recoveries and five forced fumbles as a senior...Rushed for 690 yards and seven touchdowns on 113 carries...Helped East Grand Rapids High School win its fifth straight Division III title...As a junior, totaled 110 tackles, four forced fumbles, five fumble recoveries...Earned all-conference and all-area honors...85 tackles as a sophomore, 80 as a freshman.

PERSONAL

Full name is Trent Joseph Voss...Birthdate: July 27, 1993...Parents are Jim and Judy Voss...Father played football at Central Michigan...Major is interdisciplinary studies.

Trent Voss' Career Statistics

Year	G/S	UT	AT	TT	TFL	Sack	FF	Int	BrUp	QBH
2011										
DNP-Redshirt										
2012	12/2	26	21	47	6.5	3.5	0	1	5	1
2013	7/7	33	27	60	5.5	1.0	2	0	0	0
2014	13/13	38	39	77	15.0	4.5	0	1	2	8
Totals	32/22	97	87	184	27.0	9.0	2	2	7	9

Career Game Highs

Tackles: 13 (Coastal Carolina, 9-22-12)

Tackles for Loss: 4.0 (Arkansas State, 1-4-15)



SAMUEL VUCELICH

39

Kicker • 5-11 • 185 • So.
Powell, OH • Olentangy Liberty HS

2015

Listed at No. 1 at placekicker on preseason depth chart.

2014

Did not see game action.

2013

Sat out season as a redshirt.

HIGH SCHOOL

Earned second-team all-conference and honorable mention all-state honors as a senior...Had 23 consecutive touchbacks on kickoffs...Converted 29-of-30 extra points...As a junior, connected on 4-of-6 field goals and 24-of-26 extra points, and averaged 60.1 yards per kickoff...Hit on 5-of-7 field goal as a sophomore, with a long of 37 yards...Three times earned Scholar-Athlete honors...High school coach was Steve Hale.

PERSONAL

Full name is Samuel Robert Vucelich...Birthdate: Nov. 20, 1994...Parents are Sam Vucelich and Dana Ullom-Vucelich...Has a sister, Jenna...Major is interdisciplinary studies.



BILL WEBER

53

Offensive Lineman • 6-4 • 305 • Fr. (R)
Coppell, TX • Coppell

2015

Listed at No. 1 at left guard on preseason depth chart.

2014

Sat out season as a redshirt.

HIGH SCHOOL

Was a 5A all-district, second-team all-area and honorable mention all-state selection as a senior...Also made all-district as a junior...High school coach was Joe McBride.

PERSONAL

Full name is William Hayman Weber...Birthdate: April 2, 1996...Parents are Todd and Pam Weber...Has a younger sister, Mad-die...Business major.



BRANT WEISS

71

Offensive Lineman • 6-6 • 280 • So.
Sunbury, OH • Big Walnut HS

2015

Listed at co-No. 1 at right tackle in preseason depth chart.

2014

Did not see game action.

2013

Sat out season as a redshirt.

HIGH SCHOOL

Named scholar-athlete and second-team all-league...Missed much of senior season due to injury...Also wrestled and threw discus on track team...Head coach was Joseph Weaver.

PERSONAL

Full name is Brant Meade Weiss...Birthdate: June 8, 1995...Parents are Carl and Marla Weiss...Has one brother, Barry, and two sisters, Bethany and Breanne...Business major.



MARCUS WHITFIELD

11

Wide Receiver • 5-11 • 178 • Fr. (R)
Massillon, OH • Massillon Washington HS

2015

Listed at No. 3 at wide receiver on preseason depth chart.

2014

Sat out season as a redshirt.

HIGH SCHOOL

Three-star recruit by [Scout.com](#) and an all-county and third-team all-state selection at wide receiver as a senior...Racked up 546 yards receiving and 997 all-purpose yards...Also had 36 tackles on defense...As a junior, had 32 catches for 642 yards and six touchdowns...Was selected to play in the Ohio vs. Michigan All-Star Game...High school coach was Jason Hall...Played at same high school as former Rockets Jeff Myers and Justin Olack.

PERSONAL

Full name is Marcus J'von Whitfield...Birthdate: May 9, 1996...Parents are David and Lytoria Whitfield...Business major.



CHAZ WHITTAKER

8

Safety • 6-2 • 212 • Sr.
Pittsburgh, PA • Penn Hills HS

2015

Listed at No. 1 at strong safety in preseason depth chart.

2014

Starter in all 13 games at safety...56 tackles, two interceptions, six passes broken up...Career-high 11 tackles vs. Western Michigan...Also had eight tackles vs. Iowa State, seven vs. Northern Illinois.

2013

Played in all 12 games, starting 11 at free safety...Had 31 tackles and two interceptions...Broke up two passes and deflected four...Twice had six tackles in a game.

2012

Played in all nine games, making one tackle.

HIGH SCHOOL

Played quarterback, wide receiver and safety... Three-star rating from [Scout.com](#) and [247sports.com](#)...No. 40 overall recruit in Pennsylvania by [247sports.com](#)...[ESPN.com](#) listed him at No. 63...No. 101 safety in the nation by Scout...All-WPIAL selection as a senior at safety...Threw for 502 yards and five touchdowns...Averaged 19.9 yards per reception...Accounted for nine TDs...Honorable mention all-conference wide receiver as a junior...Honorable mention all-conference quarterback as a sophomore...As a junior, had 800 yards receiving and 200 yards passing with five overall TDs...Played basketball...Selected to the Super 60 All-Star Game as a senior...Attended same high school as former Rocket All-MAC players Barry Church, Archie Donald and Brandon Hefflin...High school coach was Ronald Graham.

PERSONAL

Full name is Chaz Jamal Whittaker...Birthdate: Aug. 10, 1994...Mother is Keesha Powell...Communication major.



Chaz Whittaker's Career Statistics

Year	G/S	UT	AT	TT	TFL	Sack	FF	Int	BrUp	QBH
2012	9/0	1	0	1	0	0	0	0	0	0
2013	12/11	31	14	45	0	0	1	2/-3	2	1
2014	13/13	39	17	56	0	0	1	2/24	6	1
TOTALS	34/24	71	31	102	0	0	2	4/21	8	2

CAREER GAME HIGHS

Tackles: 11 (Western Michigan, 10-4-14)



KISHON WILCHER

6

Wide Receiver • 5-7 • 180 • Sr.
Detroit, MI • Cass Tech HS

2015

Listed at No. 2 at wide receiver on preseason depth chart.

2014

Played in 13 games as a reserve wide receiver...Caught 19 passes for 275 yards and two TDs...Had a career-best 89-yard TD vs. Eastern Michigan...Twice had career-best three catches in a game, vs. New Hampshire and Kent State...Returned 27 kickoffs for 626 yards (23.2 avg.)...Long kickoff return was 77 yards vs. Bowling Green...Moved from cornerback in off-season.



2013

Played in 10 games at cornerback...Totaled five tackles and forced one fumble.

2012

Played in three games before missing the rest of the season due to injury...Retained sophomore eligibility.

2011

Played in all 13 games at cornerback and on special teams...Leading freshman tackler with 28 stops...One of top tacklers on special teams...Second on the team with two fumble recoveries...Career-high six tackles against Western Michigan.

HIGH SCHOOL

Three-star prospect by [Rivals.com](#)...First-team all-state, all-metro and all-city running back and receiver...Rated as the No. 32 player in Michigan by the *Detroit News*...Named to *Detroit Free Press* "Dream Team"...Scored 16 touchdowns as a senior, catching 62 passes for 1,100 yards to go with 356 yards rushing...As a junior, caught 46 passes for 325 yards, gained 685 yards rushing and scored 10 TDs...Earned all-city and all-metro honors...Ran 200 meters and 4x200 relay on the track team, earning all-state and All-America honors...High school coach was father Thomas Wilcher.

PERSONAL

Full name is Kishon Thomas Wilcher...Birthdate: April 17, 1993...Parents are Thomas and Crystal Wilcher...Father is teacher/head football coach at Cass Tech and former running back at Michigan...Marketing major.



Kishon Wilcher's Career Statistics

Receiving Stats

Year	G/S	Rec.	Yds.	Avg.	TD	LP
2014	13/0	19	275	14.5	2	89-EMU
TOTALS	13/0	19	275	14.5	2	89-EMU

CAREER GAME HIGHS

Receptions: 3 (Twice, last vs. Eastern Michigan, 11-28-14)

Receiving Yards: 89 (Eastern Michigan, 11-28-14)

Defensive Stats

Year	G/S	UT	AT	TT	TFL	Sack	FF	Int	BrUp	QBH
2011	13/0	10	18	28	0	0	1	0	1	0
2012	3/0	0	0	0	0	0	0	0	0	0
2013	10/0	5	0	5	0	0	1	0	0	0
TOTALS	36/0	15	18	33	0	0	2	0	1	0

CAREER GAME HIGHS

Tackles: 6 (Western Michigan, 11-8-11)



JA'WUAN WOODLEY

30

Linebacker • 5-11 • 230 • So.
Columbus, OH • Bishop Hartley HS

2015

Listed at co-No. 1 at "Will" linebacker on preseason depth chart.

2014

Played in 10 games as a reserve linebacker...Totaled five tackles...Played on special teams and returned one kickoff for 28 yards.

HIGH SCHOOL

Rushed for over 1,900 yards and 28 touchdowns as a senior... Conference player of the year...Led Bishop Hartley High School to the Ohio Division IV state semifinals...First-team all-metro, all-district and all-conference in both his junior and senior years... Named to the *Max Preps* All-American team as a senior...As a junior, rushed for 1,500 yards and 21 TDs. On defense, totaled 82 tackles, three sacks and seven fumble recoveries...Earned conference defensive player of the year honors...High school coach was Brad Burchfield.

PERSONAL

Full name is Ja'Wuan O'Shay Woodley...Birthdate: June 26, 1994...Major is interdisciplinary studies.



ZACH YOUSEY

83

Wide Receiver • 6-1 • 190 • Jr.
Columbus, OH • Harvest Prep HS

2015

Listed at No. 2 at wide receiver in preseason depth chart.

2014

Played in 11 games...One reception for 23 yards vs. New Hampshire.

2013

Played in eight games...Did not have any receptions.

HIGH SCHOOL

Rated as a three-star recruit by Rivals.com...Earned first-team all-conference and special mention all-district as a senior... Caught 18 passes for 328 yards, rushed for 722 on 57 attempts and scored 22 touchdowns...Caught 28 passes for 500 yards as a junior...Chosen to play in the Ohio North-South All-Star Game... High school coach was Jack Johnson.

PERSONAL

Full name is Zachary Tyler Yousey...Birthdate: May 4, 1994...Parents are Chris and Angela Yousey...Has five brothers...Major is interdisciplinary studies.





LOGAN WOODSIDE

11

Quarterback • 6-2 • 210 • Jr.
Frankfort, KY • Franklin County HS

2015

Listed at co-No. 1 at quarterback in preseason depth chart.

2014

Ranked fourth in MAC in passing efficiency (142.5) and completion percentage (62.5), 10th in passing yards (188.6)...Completed 21-of-27 passes for 176 yards vs. Arkansas State in the Go-Daddy Bowl...Threw for 323 yards and career-high five TDs vs. EMU...Also completed career-best 77.8% (14-18) of his passes



vs. the Eagles...Named one of eight Manning Award Stars of the Week for his performance vs. EMU...Did not start and played in only one series at NIU on Nov. 11 due to ankle injury suffered at Kent State on Nov. 4...Returned to full-time action in 27-20 win vs. BGSU on Nov. 19, completing 8-of-18 passes for 53 yards...Three TD passes vs. Kent State and UMass...Completed just 13-of-27 passes in rainstorm at WMU on Oct. 4, but drove UT 55 yards for game-tying field goal with just over a minute left in regulation...Connected on 23-of-34 passes for career-high 339 yards and two TDs vs. CMU...Completed 13-of-22 passes for 152 yards and one TD vs. Ball State...Also set career

highs in rushing (43) and rushing TDs (2) vs. Cardinals...Stepped into starting role following season-ending injury to Phillip Ely vs. Missouri on Sept. 6...Completed 6-of-10 passes for 52 yards vs. Mizzou...Took over as starting QB vs. Cincinnati on Sept. 12...Completed 27-of-40 passes for 322 yards and three touchdowns vs. Bearcats...Earned co-MAC West Division Player of the Week honors vs. the Bearcats...Rushed for 78 yards and three TDs on 52 carries...Named to the Academic All-MAC team.

2013

Played in four games as a true freshman, starting one vs. CMU on Sept. 21...Completed 14-of-24 passes for 185 yards off the bench to lead UT to a 33-21 victory over Eastern Washington on Sept. 14...Career-best 81-yard TD pass vs. EWU.

High School

Completed 138-of-212 passes for 2,951 yards and a school-record 41 touchdowns as a senior...Led his school to a 12-1 record, advancing to the third round of state playoffs...Earned first-team all-state honors from MaxPreps...Rushed for 428 yards and nine TDs...Added 65.5 tackles, five interceptions and 13 pass break-ups on defense...Named Offensive MVP for Team Kentucky in Best of the Bluegrass All-Star game...As a junior, threw for 2,560 yards and 29 touchdowns...Rushed for 417 yards and seven TDs...Three-star recruit by Scout.com...Quarterback MVP at the Midwest Ultimate 100 Camp...High school coach was Chris Tracy.

Personal

Full name is Logan Miles Woodside...Birthdate: Jan. 27, 1995...Parents are Jason Woodside and Emily Cleveland...Has one step-brother, Tyler Cleveland...Marketing major.

Logan Woodside's Career Statistics

Year	G/S	Att.	Comp.	Int.	Pct.	Yds.	TD
2013	4/1	41	21	0	51.2	240	1
2014	12/10	296	185	8	62.5	2263	19
Totals	16/10	337	206	8	61.1	2503	20

Career Highs

Completions: 27 (Cincinnati, 9-12-14)
Attempts: 40 (Cincinnati, 9-12-14)
Completion Percentage: 77.8/14-18 (EMU, 11-28-14)
Passing Yards: 339 (Central Michigan, 9-27-14)
Touchdowns Passes 5 (EMU, 11-28-14)
Rushing Yards: 43 (Ball State, 9-20-14)

Logan Woodside's Passing Statistics by Game

2013

Opponent	Att.	Comp.	Int.	Pct.	Yds.	TD
at Florida			DNP			
at Missouri			DNP			
Eastern Washington	24	14	0	58.3	185	1
at Central Michigan	6	3	0	50.0	27	0
at Ball State			DNP			
Western Michigan	6	2	0	33.3	8	0
Navy			DNP			
at Bowling Green			DNP			
Eastern Michigan	5	2	0	40.0	20	0
Buffalo			DNP			
Northern Illinois			DNP			
at Akron			DNP			

2014

Opponent	Att.	Comp.	Int.	Pct.	Yds.	TD
New Hampshire			DNP			
Missouri	10	6	0	60.0	52	0
at Cincinnati	40	27	0	67.5	322	3
Ball State	22	13	1	59.1	152	1
Central Michigan	34	23	1	67.6	339	2
at Western Michigan	27	13	1	48.1	210	1
at Iowa State	36	22	0	61.1	189	1
UMass	34	20	2	58.9	225	3
at Kent State	25	16	0	64.0	202	3
at Northern Illinois	5	2	0	40.0	20	0
Bowling Green	18	8	2	44.4	53	0
at Eastern Michigan	18	14	0	77.8	323	5
Arkansas State	27	21	1	77.8	176	0



ALEX ZMOLIK

15

Tight End • 6-5 • 252 • Sr.
Port Huron, MI • Port Huron HS

2015

Listed at No. 1 at tight end in preseason depth chart...Nominee for All State Good Works team for his outstanding athletics, academics and community service.

2014

Played in 12 games, starting seven...16 receptions for 204 yards... Career-high six receptions in GoDaddy Bowl vs. Arkansas State... Four receptions vs. New Hampshire and Central Michigan...Named Academic All-MAC.

2013

Played in all 12 games, starting seven...Caught six passes for 84 yards...Career-long 26 yard TD reception vs. NIU.

2012

Appeared in all 13 games...Caught just three passes but two of them were touchdowns...Touchdown receptions came vs. WMU and Akron.



HIGH SCHOOL

All-conference and team Defensive Player of the Year as a senior... Conference all-academic team in junior and senior seasons... 247sports.com rated him as No. 79 player in Michigan... Played basketball and ran track & field...High school coach was Ryan Mullins.

PERSONAL

Full name is Alexander Scott Zmolik...Birthdate: Aug. 12, 1993... Parents are James and Roxann Zmolik...Has a younger brother, Zachary...Spent his spring break in March of 2015 doing mission work in Nicaragua...Marketing and sales major.



Alex Zmolik's Career Statistics

Year	G/S	Rec.	Yds.	Avg.	TD	LP
2012	12/0	3	11	3.7	2	7-UB
2013	12/7	6	84	14.0	1	26-NIU
2014	12/7	16	204	12.8	0	29-CMU
TOTALS	36/14	25	299	10.2	3	29-CMU

CAREER GAME HIGHS

Receiving Yards: 69 (Central Michigan, 9-27-14)
Receptions: 6 (Arkansas State, 1-4-15)

2015 NEWCOMERS

CAMERON BELL

58

Offensive Lineman • 6-8 • 360 • Fr.
Sagamore Hills, OH • Nordonia HS

HIGH SCHOOL

Ranked as a three-star prospect by [ESPN.com](#), [Rivals.com](#) and [24/7Sports.com](#)...Named All-Ohio, all-district and all-league in his senior season...Honorable mention all-state, second-team all-district and second-team all-league honoree as a junior...As a sophomore, was named first-team all-district, as well as an honorable mention all-state and all-conference...High school was Jeff Fox.

PERSONAL

Full name is Cameron Robert Bell...Birthdate: Feb. 17, 1997...Parents are Andrew and Kim Bell...Has one brother, Doug...Plans to major in history.

COACH CAMPBELL: "Cameron is the biggest player I have ever signed at 6-8, 360 pounds. For his size, Cameron has the ability to bend and move better than anyone I've seen, pound for pound. He plays tough each and every down, and with his size he could to make an impact as soon as he arrives on campus."

CALVIN BRANSFORD

25

Safety • 6-1 • 195 • Fr.
Dayton, OH • Walter E. Stebbins HS

HIGH SCHOOL

Tallied 85 tackles, one sack, one interception and three forced fumbles his senior season...Named honorable mention all-conference for both his senior and junior seasons...Recorded 92 tackles, two interceptions and one forced fumble in his junior season...Registered 93 tackles and two interceptions as a sophomore and was named a scholar-athlete...High school coach was Trace Smitherman.

PERSONAL

Full name is Calvin Lionel Bransford Jr...Birthdate: Aug. 11, 1997...Parents are Calvin and Ariedne Bransford... Father earned four letters as a tight end at UT from 1991-94...Has one brother, Jaffet, and two sisters, Ashley and Bryanna...Plans to major in engineering.

RUBEN CARTER

65

Offensive Lineman • 6-4 • 306 • Sr.
Miami, FL • Jackson HS (Florida State)

2011-14 AT FLORIDA STATE

Played three seasons for the Seminoles, appearing in one game in 2014, 11 games in 2013 and five contests in 2012...Transferred from Florida State following his graduation in the spring of 2015... Enters UT as a graduate student and has one year of eligibility.

HIGH SCHOOL

Played his high school football at Jackson High School in Miami...Rated the No. 29 offensive guard in the nation by [Rivals.com](#) and No. 42 offensive tackle nationally by [Scout.com](#)... Second-team All-Dade County pick by the *Miami Herald* as a senior and a member of the *Times-Union's* Florida Super 75 team, where he was rated the No. 2 guard in the state.

PERSONAL

Full name is Ruben Christopher Carter...Birthdate: Dec. 1, 1992... Mother is Janet Carter...Attending graduate school at UT.

COACH CAMPBELL: "Ruben will make an immediate impact replacing our graduating seniors. Ruben has the athleticism and strength to be one of the best offensive linemen I have coached, but his ability to overcome adversity is what truly makes him a special player."

NATE CHILDRESS

93

Defensive Lineman • 6-3 • 275 • Fr.
Rossford, OH • Rossford HS

HIGH SCHOOL

Three-time letterwinner in football, earning second-team all-league as a junior...Regional champion in the shot put and earned all-league honors in the discus...Also played on the basketball team...High school coach was Todd Drusback.

PERSONAL

Full name is Nathan William Childress...Birthdate: Dec. 12, 1996... Parents are Del Childress and Tracy Edwards...Has one brother, Levon...Plans to major in business.

COACH CAMPBELL: "Nate is the kind of athlete that plays more like a skill player than a lineman. Playing both tight end and defensive end at Rossford, Nate showed great burst and speed when coming off the edge. Although he was hampered by a foot injury his senior season, he has healed 100 percent. We can't wait to get him back on the football field."

CHAD COELING

98

Defensive Lineman • 6-2 • 275 • Fr.
Centerville, OH • Centerville HS

HIGH SCHOOL

Tallied 76 tackles, seven sacks and three forced fumbles as a senior...Earned first-team all-conference, first-team all-division and second-team all-district honors...Named team's defensive MVP...Selected to play in the North/South All-Star Game and was selected to play in the Michigan vs. Ohio All-Star Game... Received his team's Strongest Man award...High school coach was Rodney Roberts.

PERSONAL

Full name is Chad William Coeling...Birthdate: April 23, 1997... Parents are Brent and Judy Coeling...Has two brothers, Aaron and Bryant...Plans to major in criminal justice.

COACH CAMPBELL: "Chad may be one of the strongest players we have ever signed, as Coach Roberts has done an unbelievable job with Chad and his team at Centerville High School. Chad uses his strength each and every down, and is impossible to block with just one offensive lineman. Chad's work ethic and toughness will give him a chance to be a great player here at Toledo."

CHANDLER COTTERMAN

56

Offensive Line • 6-4 • 305 • Fr.
Anna, OH • Anna HS

HIGH SCHOOL

Three-star prospect, according to [ESPN.com](#) and [24/7Sports.com](#)...Named first-team all-conference, Southwest District and All-Ohio in his senior season...As a junior, he earned second-team all-conference honors on both offense and defense, and second-team Southwest District accolades...Named second-team all-conference on defense as a sophomore...High school coach was Brian Rioch.

PERSONAL

Full name is Chandler O. Cotterman...Birthdate: Sept. 10, 1996... His parents are Matthew and Christina Cotterman...Plans to major in exercise science.

COACH CAMPBELL: "Chandler is one of the strongest players we will sign in this class. He truly transformed himself over his last two years at Anna High School into one of the most athletic linemen I have ever signed. Chandler was bench pressing 300 pounds as a true freshman in high school, and I can't wait to see how he will develop once he gets into our weight room. We look for Chandler to lead this group to places we haven't been before."

AARON COVINGTON

28

Cornerback • 5-9 • 175 • Fr.
Tampa, FL • Armwood HS

HIGH SCHOOL

Named a three-star prospect by [24/7Sports](#), [ESPN.com](#) and [Rivals.com](#)...Recorded 31 tackles and six interceptions in his senior season...Named first-team all-county and first-team all-state in both his senior and junior seasons...Named first-team all-county and second-team all-state as a junior...High school coach was Sean Callahan.

PERSONAL

Full name is Aaron Michael Covington...Birthdate: Aug. 2, 1996... Parents are Marion and Mellissa Covington...Has one brother, Allen, who is a starting defensive end at UT, and one sister, Ashley...Plans to major in computer engineering.

COACH CAMPBELL: "Aaron is one of the most athletic corners we have ever signed here at Toledo. His style of play is as physical as anyone I have signed. A leader on the defense of the state runner-up Armwood High School, Aaron has the ability to make an impact as a returner and corner from the time he starts workouts here this summer."

LAMARR DAVIS

90

Defensive Tackle • 6-1 • 305 • Fr.
Garfield Heights, OH • Benedictine HS

HIGH SCHOOL

Named first-team all-conference and second-team All-Northeast Ohio as a senior...Recipient of the Team Captain Award his senior season...Named first-team all-conference as a junior... Head coach was Joe Schaefer.

PERSONAL

Full name is LaMarr Allen Davis Jr...Birthdate: Oct. 28, 1996...His parents are LaMarr Davis Sr. and Eleanora Davis...Undecided on major.

COACH CAMPBELL: "Another state champion in this class, LaMarr showed us each and every week at Benedictine why he is going to be such a special player at the collegiate level. For his size, LaMarr is as quick as any defensive lineman I've seen, and his 'get-off' gives him the ability to be a force in the backfield each and every play. LaMarr will play a pivotal role in the future of our defensive front seven, and looks to be another great player out of the Cleveland area for us."

JORDAN FAIR

62

Offensive Line • 6-5 • 281 • Fr.
Mason, OH • William Mason HS

HIGH SCHOOL

Three-star prospect according to [Scout.com](#)...First-team all-conference player as a senior...Former teammate of current Rocket offensive lineman Elijah Nkansah...Graduated early from high school and enrolled at UT in January of 2015...High school coach was Brian Castner.

PERSONAL

Full name is Jordan David Fair...Birthdate: Aug. 2, 1996...Parents are David and Sharon Fair...Has one sister, Jenna...Undecided in major.

COACH CAMPBELL: "With Jordan coming in midyear, he will have the ability to develop and learn our system, providing immediate depth on our offensive line. Jordan is a tough player with great athleticism, and I look forward to coaching him."

JORDAN FISHER

46

Tight End • 6-3 • 210 • Fr.
Leesburg, VA • Tuscarora HS

HIGH SCHOOL

Named three-star prospect by [ESPN.com](#)...Recorded 26 receptions for 404 yards and five touchdowns as a senior season...Named first-team all-state, first-team all-region and first-team all-conference on defense...Second-team all-conference at wide receiver...Totalled 38 receptions for 495 yards and six touchdowns in his junior season and was named second-team all-conference at wide receiver...As a sophomore, he recorded 25 receptions for 341 yards and two touchdowns...Also played basketball for Tuscarora...High school coach was Michael Burnett.

PERSONAL

Full name is Jordan Constantine Fisher...Birthdate: Nov. 12, 1996...Mother is Adrian Fisher...Plans to major in business management.

COACH CAMPBELL: "Jordan is a player who played all over the field for Tuscarora High School. His film may be as good as any I've seen, with him lining up at nearly every position on offense and defense. I am very excited to get Jordan here and see what type of packages we can use him in to add yet another dimension to our offense."

MITCHELL GUADAGNI

6

Quarterback • 6-2 • 200 • Fr.
Hudson, OH • Hudson HS

HIGH SCHOOL

Three-star prospect, according to [24/7Sports.com](#)...Threw for 2,585 passing yards and 37 touchdowns while completing 60 percent of his passes...Also rushed for 1,056 yards and eight touchdowns...Named Fox News Friday Night Lights Player of the Year, AP Northeast Ohio Offensive Player of the Year, AP Division 1 All-Ohio Player of the Year and *Akron Beacon Journal* Player of the Year...Named AP Northeast Ohio first-team all-district, AP Division 1 first-team All-Ohio and second-team *Cleveland Plain Dealer* All Stars...Invited to the All-Ohio North/South Football All Star Game and the Ohio vs Michigan Border Classic Football Game...In his junior season, he threw for 2,027 passing yards and 22 touchdowns, completing 63 percent of his passes...Rushed for 933 yards and seven touchdowns...Awarded the Northeastern Ohio Chapter of the National Football League and College Hall of Fame Scholar Athlete Award...Team captain and first-team all-conference in basketball as a junior...High school coach was Ron Wright.

PERSONAL

Full name is Mitchell Ronald Guadagni...Birthdate: March 1, 1997...Parents are Mark and Jennifer Guadagni...Has one sister, Felicia...Plans to major in business.

COACH CAMPBELL: "Mitch is everything that you want in a quarterback and a future leader of this offense. He took Hudson High School to the state semifinals last year with his ability to make plays, both in the air and on the ground. He is the definition of a dual threat. I couldn't be more excited to coach Mitch in the years to come."

BRYCE HARRIS

72

Offensive Line • 6-5 • 285 • Fr.
Akron, OH • Firestone HS

HIGH SCHOOL

Ranked as a three-star prospect by ESPN.com...Named all-district, all-city and academic all-city in his senior season...Received team leadership award...Named team's best offensive lineman and awarded all-city honors in junior and senior seasons...Named academic all-city as a sophomore...Member of the City Series champion boys track and field team as a thrower.. High school coach was Tim Flossie.

PERSONAL

Full name is Bryce A. Harris...Birthdate: Aug. 28, 1997...Parents are Jerry and Rosita Harris...Has one brother, Blake, and one sister, Anesa...Plans to major in health science.

COACH CAMPBELL: "Bryce is the type of player who will have the ability to be a leader for years to come. His work ethic is second to none, and his desire to get better and succeed will give him a chance to be successful both on and off the field. Bryce has played every position on the offensive line at Firestone High School, and his athleticism gives him the same opportunity to do so at the college level!"

BRANDON HEIDECKER

57

Offensive Line • 6-6 • 309 • Fr.
Columbia Station, OH • Columbia HS

HIGH SCHOOL

Three-star prospect, according to ESPN.com...Named first-team all-state, first-team all-conference and first-team all-county... Offensive MVP for his conference and the MVP for the county as a lineman...Named the Division 5 player of the year for the county...Recorded one rushing touchdown his senior season... Named second-team All-Ohio, first-team all-county, first-team all-conference and first-team Northeast Lakes District in his junior year... High school coach was Jason Ward.

PERSONAL

Full name is Brandon Tyler Heidecker...Birthdate: March 5, 1997...Parents are Chad and Melinda Heidecker...Has one sister, McKenna...Plans to major in education.

COACH CAMPBELL: "Brandon is a proven winner, going 28-2 as a starter in regular season play the last three years at Columbia High School. At 6-6 and just over 300 pounds, Brandon has the size and ability to help bolster our depth on the offensive line when he steps onto campus. He has grown and matured a lot over the past three seasons as a football player, and we look for him to continue that trend here at Toledo."

DIONTAE JOHNSON

19

Wide Receiver • 5-11 • 175 • Fr.
Ruskin, FL • Lennard HS

HIGH SCHOOL

Played wide receiver and quarterback in his prep career...Caught 35 passes for 1,017 yards and nine touchdowns as a senior wide receiver...Also scored touchdowns by kickoff returns (3), punt returns (2) and interception returns (1)...Threw for 988 receiving yards and seven TDs as a junior QB...Also ran for 121 yards... Threw for 430 yards and three TDs as a sophomore...Made the honor roll as a senior...High school coach was Keith Chattin.

PERSONAL

Full name is Diontae Lamarqus Johnson...Birthdate: July 5, 1996...Father is Leo Johnson, mother is Felicia Boyer...Undecided on major.

SAMMI KASSEM

67

Offensive Line • 6-4 • 320 • Jr.
Cincinnati, OH • Indian Hills HS / ASA (NY) College

JUNIOR COLLEGE

A two-year at ASA (NY) Junior College Named first-team All-Northeast Football Conference his sophomore year in 2014.

COACH CAMPBELL: "Sami has shown a resolve and toughness I haven't seen from many players in my time as a coach. Sami plays with great strength and toughness, and his experiences the past two seasons will allow him to battle right away for playing time on our offensive line. Sami is glad to be back in Ohio, and we couldn't be happier that he will be playing at Toledo."

CONNOR LANCIA

51

Safety • 6-0 • 185 • Fr.
Galloway, OH • Bishop Ready HS

HIGH SCHOOL

Named third-team All-Ohio and first-team all-conference as a senior...Team captain as a senior...Honorable mention All-Ohio selection as a junior... High school coach was Brian Cross.

PERSONAL

Full name is Connor Davis Lancia...Birthdate: Sept. 3, 1996...Parents are Robert and Tonya Lancia...Has two brothers, Sage and Nathan, and three sisters, Brittney, Dani and Kaitlyn...Plans to major in accounting.

DANZEL MCKINLEY-LEWIS 22

Wide Receiver • 5-9 • 173 • Fr.
Pittsburgh, PA • Seton-LaSalle HS

HIGH SCHOOL

55 receptions for 743 yards and 12 touchdowns in his senior season...Named all-state and all-conference...Named to the "Fabulous 22" and the "Fabulous 22 East" teams by the *Pittsburgh Post-Gazette*...Earned all-conference honors as a junior... Comes from same high school as former Rocket quarterback Bruce Gradkowski... High school coach was Damon Rosol.

PERSONAL

Full name is Danzel Savion McKinley-Lewis...Birthdate: Sept. 9, 1996...Parents are Daniel McKinley and Sharon Lewis...Has two brothers, Darian and D.J....Plans to major in sport management.

COACH CAMPBELL: "Danzel will add immediate depth to our receiving corps with his top-end speed and playmaking ability with the ball in his hands. There isn't a throw that Danzel won't go up and grab, as his highlight tapes show. He has only played football for two years and his ceiling could not be higher given his performance in his senior year."

RAMONE MILES 59

Offensive Line • 6-4 • 271 • Fr.
Toledo, OH • Central Catholic HS

HIGH SCHOOL

Made first-team all-state, all-district and All-Toledo Blade as a senior...As a junior, was named first-team all-conference, first-team All-Toledo Blade, first-team all-district and third-team all-state...Honorable mention all-conference honoree as a sophomore...Joins teammate Chris Green in the 2015 UT recruiting class...High school coach was Greg Dempsey.

PERSONAL

Full name is Ramone Anthony Miles...Birthdate: July 1, 1997... Parents are Mark Miles and Heather Espinoza...Has one sister, Leana...Plans to major in computer science and engineering.

COACH CAMPBELL: "Ramone had an incredible season after coming off a knee injury his junior year. He truly got better each and every game. Ramone is a tough player whose athleticism will allow him to compete here at Toledo sooner than later. We couldn't be more thrilled to keep the best high school offensive lineman in the Glass City here at Toledo."

ROLAN MILLIGAN 24

Safety • 5-11 • 198 • Sr.
Lake Wales, FL - Lake Wales HS (UAB)

2014 AT UAB

Played one season at UAB, starting eight games in 2014...Team's No. 2 tackler with 54...Four tackles for loss, two sacks and broke up six passes...Transferred to UT from UAB after the school announced it was dropping its football program.

JUNIOR COLLEGE

Played one season of junior college at Reedley (CA) College in 2013...Totaled 44 tackles, three interceptions and two fumble recoveries.

HIGH SCHOOL Attended Lakes Wales High School in Lake City, FL...Earned 5A all-state honorable mention honors as a quarterback in his senior year...High school coach was Rod Shafer.

PERSONAL

Full name is Rolan Lenard...Birthdate: Aug. 16, 1994...Parents are Earnest and Faye Hamilton...Has two brothers and five sisters... Plans to major in marketing.

COACH CAMPBELL: "Rolan was a part of an unfortunate situation with the cancellation of his football program at UAB, but has never complained once about it. Rolan plays as tough as any safety I have ever seen. His ability to run and play all over the field provides our defense an immediate playmaker."

CHRIS NORWOOD

45

Linebacker • 6-0 • 230 • Fr.
Toledo, OH • Central Catholic HS

HIGH SCHOOL

Rated a four-star prospect by [24/7Sports](#) and a three-star prospect by [ESPN.com](#)...As a junior, had 110 tackles, seven sacks and 14 tackles for loss...Named second-team all-state and all-district...Made the *Toledo Blade* all-area team...Named the conference defensive player of the year as a junior...Sectional and district wrestling champion...Joins teammate Ramon Miles in the 2015 Toledo recruiting class...High school coach was Greg Dempsey.

PERSONAL

Full name is Christopher Jontel Norwood...Known in high school as Chris Green...Birthdate: June 25, 1995...Parents are Jason Phillips and Shareese Norwood...Has three sisters, Cynthia, Diamond and Unique...Undecided on major.

COACH CAMPBELL: "Chris is one of the most accomplished defensive players we have ever signed here at Toledo. As a sophomore, Chris was the defensive player of the year for the Irish, as well as a sectional and district wrestling champion. Chris plays with passion and energy I have not seen from many players. I cannot wait to see him suit up and start making an immediate impact for our defense."

CARTER PADDY

61

Defensive Line • 6-3 • 260 • Fr.
South Rockwood, MI • Monroe Jefferson HS

HIGH SCHOOL

Named first-team all-region, first-team all-league and honorable mention all-state as a senior...Recorded 80 tackles, one interception, five forced fumbles and one fumble recovery as a senior...Named first-team all-league during his junior season...Named honorable mention all-league as a sophomore...High school coach was Bruce Pickens.

PERSONAL

Full name is Carter David Paddy...Birthdate: Dec. 2, 1996...Parents are Scott and Heather Paddy...Has one sister, Claudia...Plans to major in mechanical engineering.

NICHOLAS POTTS

95

Tight End • 6-6 • 215 • Fr.
Hilliard, MI • Davidson HS

HIGH SCHOOL

Caught nine passes and one touchdown as a senior...Tallied 56 tackles and four sacks on defense...Named all-conference, all-metro and all-district...Team's defensive MVP...Recorded 22 tackles and one sack as a junior...High school coach was Brian White.

PERSONAL

Full name is Nicholas McCausland Potts...Birthdate: Dec. 28, 1996...Parents are Richard and Angela Potts...Has two brothers, Christopher and Matthew...Undecided on major.

KAHLIL ROBINSON

27

Defensive Back • 6-1 • 170 • Fr.
Charlotte, NC • Southlake Christian Academy

HIGH SCHOOL

Recorded 75 tackles, four interceptions, two sacks and five touchdowns in his senior season...Named all-state and all-conference...As a junior, he returned four punts for touchdowns and had three interceptions...Also played basketball...High school coach was Bobby McLaughlin.

PERSONAL

Full name is Kahlil Stuart Robinson...Birthdate: Feb. 23, 1997...Parents are Troy and Shuncia Whitehurst...Has one brother, Trayvon, and two sisters, Aaliyah and Alyse...Plans to major in biology.

COACH CAMPBELL: "Kahlil is one of the most athletic of our 2015 signees. Playing for one of the top programs in North Carolina, Kahlil led the Southlake Christian defense each and every week, en route to a 12-1 season and a state championship. Kahlil is a proven winner who will work hard to compete every time he steps on the field."

DANNY STINTSMAN

69

Defensive Line • 6-2 • 190 • Fr.
Grafton, OH • Open Door Christian

HIGH SCHOOL

Honorable mention AP All-Ohio defensive end as a senior... Named third-team All-Ohio by the Associated Press as a junior... Also played basketball... High school coach was Ray Love.

PERSONAL

Full name is Daniel Patrick Stintzman... Birthdate: June 11, 1996... Parents are Dan and Carrie Stintzman... Has two sisters, Cailey and Maddie... Plans to major in exercise science.

TYLER TAAFE

17

Linebacker • 6-1 • 221 • Fr.
Hubbard, OH • Hubbard HS

HIGH SCHOOL

Three-star prospect, according to ESPN.com... As a senior, he recorded 108 total tackles, 58 solo... Also tallied seven sacks, one interception and a fumble recovery... Named all-conference, all-county and all-state... Named the county defensive player of the year as well as his team's defensive MVP... Invited to play in the North/South All-Star game... Named all-conference and all-county in his junior season... As a sophomore, was named Hubbard's special team's player of the year... High school coach was Brian Hoffman.

PERSONAL

Full name is Tyler James Taafe... Birthdate: June 15, 1997... Parents are James and Lisa Taafe... Has one brother, Tim, and two sisters, Jen and Emily... Undecided on major.

COACH CAMPBELL: "Tyler is everything you want in a football player and as a leader of the defensive unit. He plays with a passion and toughness I have not seen in a long time, inspiring his team each and every week with a big hit or a pivotal stop. Tyler led the Hubbard defense to a great season, and will come in and compete at linebacker the second he steps on campus."

JOSH TEACHEY

32

Cornerback • 5-11 • 172 • Fr.
Pomfret, MD • McDonough HS

HIGH SCHOOL

Recorded four interceptions, 30 tackles and forced two fumbles as a senior... Also tallied 27 receptions for 430 yards and nine TDs as a receiver... Named first-team all-conference as a defensive back and second-team all-conference as a wide receiver... High school coach was Ryan Gick.

PERSONAL

Full name is Joshua Lee Teachey... Birthdate: April 23, 1997... Mother's name is Donna L. Brisco... Has two brothers, Robby and Jamoud, and one sister, Jessica... Plans to major in criminal justice or business management.

COACH CAMPBELL: "Josh was a playmaker on both sides of the ball at McDonough High School. He will help us on defense immediately. Josh was a player we had in camp and were immediately impressed by his ability to cover and run. Josh plays both tough and fast, and we couldn't be happier to have him here in the Glass City."

ART THOMPCKINS

33

Running Back • 5-8 • 175 • Fr.
Pittsburgh, PA • Woodland Hills HS

HIGH SCHOOL

Ranked as a three-star prospect by ESPN.com and 24/7Sports.com... Scored seven touchdowns as a senior... Also played defensive back, recording one interception and 39 tackles... Named first-team all-conference as a defensive back in his senior season... As a junior, he totaled nine touchdowns, 43 tackles and 1,000 all-purpose yards... Also named first-team all-conference as an all-purpose back... High school coach was George Novak.

PERSONAL

Full name is Arthur Keare Thompkins... Birthdate: Jan. 17, 1997... Parents are Arthur Thompkins and Kiyonna Harris... Has two brothers, Armor and Keon... Undecided on major.

COACH CAMPBELL: "Art is absolutely electric with the ball in his hands. Whether he is lined up at slot, running back, or kick returner, he is a threat to go the distance each and every play. We look for Art to make an immediate impact as a change-of-pace back, and are excited to bring yet another playmaker from Pittsburgh into our program."

JAMESON VEST

37

Kicker • 5-9 • 203 • Fr.
Peachtree City, GA • Our Lady of Mercy HS

HIGH SCHOOL

Ranked as a three-star kicker by ESPN.com...Named honorable mention all-state, first-team South Metro, all-region offensive MVP, first-team all-county athlete and first-team all-county kicker...Also named an honorary captain, offensive MVP and special teams MVP as a senior...Had four field goals with a long of 45 yards...As a QB, threw for 1,058 yards, and rushed for 998 yards and 26 touchdowns as a senior...Team's offensive MVP and earned first-team all-county as an "athlete" as a junior...Recorded 1,800 passing yards, 750 rushing yards and 17 total touchdowns as a junior...Kicked five field goals, with a long of 48 yards...As a sophomore, was named a honorable mention all-region kicker and recorded 360 passing yards, 400 rushing yards, six total touchdowns, four field goals, with a long of 35 yards...High school coach was Mike Earwood.

PERSONAL

Full name Jameson McBride Vest...Birthdate: Jan. 1, 1997...Parents are Randal and Gail Vest...Has one brother, Chase...Plans to major in exercise science.

COACH CAMPBELL: "Jameson is as important as any signee in this class. His athleticism and leg strength are needed here immediately. Jameson was not only a successful kicker for Our Lady of Mercy, but also the starting quarterback for a very successful high school football team. Although he has big shoes to fill, I know Jameson will rise to the challenge and provide us a consistent threat to score each and every game."

TRAVIS VUICH

36

Wide Receiver • 6-4 • 188 • Fr.
Monroe, MI • St. Mary Catholic Central HS

HIGH SCHOOL

Totaled 545 receiving yards as a senior...Named Southeastern Michigan Player of the Year for Divisions 4-8...Named first-team all-state, all-region and all-conference...Racked up 335 receiving yards as a junior and was an honorable mention all-conference honoree... High school coach was Jack Giarmo.

PERSONAL

Full name Travis Kyle Vuich...Birthdate: Aug. 2, 1996...Parents are Danny and Susan Vuich...Has one brother, Griffen, and one sister, Taylor...Plans to major in sport management.

2014 SEASON IN REVIEW



2014 REVIEW: ROCKETS WIN MAC WEST CO-CHAMPIONSHIP, GODADDY BOWL

The 2014 Toledo Rockets persevered despite an injury bug at the quarterback position to finish 9-4 and claim a victory in the 2015 GoDaddy Bowl.

The Rockets, whose 7-1 record in Mid-American Conference play earned them a share of the MAC West Division title, suffered injuries to their top three quarterbacks at one point in the season. Their sole conference loss, a 27-24 defeat at eventual MAC champion Northern Illinois, came after wide receiver Dwight Macon stepped in as the fourth-string quarterback and nearly rallied UT to victory.

Despite the challenges, the Rockets maintained their status as the No. 1 offense in the MAC as they weathered one injury after another to their play-callers. Toledo led the MAC in total offense (490.5) and scoring offense (36.6).

Key to UT's consistency was a veteran offensive line consisting of five seniors (anchored by All-American center Greg Mancz), the standout play of sophomore running back Kareem Hunt, and a defense that showed steady improvement all season long.

Toledo's challenging situation at quarterback began back on Sept. 6. Junior Phillip Ely, a transfer from Alabama, who won the starting position in the preseason, suffered a season-ending knee injury in a loss vs. Missouri.

Sophomore Logan Woodside took over for Ely and started the next seven



Kareem Hunt rushed for 271 yards and five touchdowns in Toledo's 63-44 victory over Arkansas State at the 2015 GoDaddy Bowl.

games, going 5-2 as a starter. However, Woodside injured his ankle late in the Kent State game on Nov. 4 and was replaced by redshirt freshman Michael Julian.

Julian started vs. Northern Illinois on Nov. 11 but came out of the game after suffering a concussion. Macon, who was originally recruited to UT as a quarterback, stepped in and completed 8-of-11 passes for 140 yards and one score. He also ran for 97 yards and two TDs.

Woodside started the Bowling Green game on Nov. 19, completing 8-of-18 passes for 53 yards while playing on a very sore ankle. He looked healthier in the regular-season finale at Eastern Michigan, tossing a career-best five touchdowns and throwing for 323 yards on just 14 completions.

Hunt had injuries of his own, missing three games and parts of two others. Nevertheless, he racked

up 1,631 rushing yards while averaging a whopping 8.0 yards per carry, second-best in the nation. He saved his best for last, rushing for 271 yards and five touchdowns as the Rockets bombed Arkansas State, 63-44, in the GoDaddy Bowl.

While Toledo's offense was excellent, the Rockets would not have won nine games were it not for a solid kicking game and a defense that played its best football at the end of the season. Senior Jeremiah Detmer finished his career as the most accurate kicker in the history of the Mid-American Conference, connecting on 84.4% of his field-goal attempts.

Some big numbers in losses to Missouri (49-24) and Cincinnati (58-34) probably skews the perception that Toledo's defense was sub-par in 2014. In fact, Toledo held opponents to just 116.2 yards rushing per game, the lowest total in the MAC and 14th-best in the country. Even in the bowl victory over Arkansas State, the defense shined, scoring two touchdowns and holding the Red Wolves to just 65 yards rushing.

Leading the defense were two-time All-MAC linebacker Junior Sylvestre (100 tackles) and a solid defensive front four that featured a pair of second-team All-MAC tackles (Orion Jones and Treyvon Hester). Junior defensive end Trent Voss, who led all MAC linemen in tackles with 77, came up with a career-best four tackles behind the line of scrimmage in bowl win.

2014 GAME REVIEWS

Toledo 54, New Hampshire 20

August 30, 2014
The Glass Bowl

Toledo, OH – Junior **Phillip Ely** made a successful debut as Toledo's new quarterback and sophomore **Kareem Hunt** rushed for 136 yards and two touchdowns as the Rockets rallied to defeat a tough New Hampshire squad, 54-20.

Ely took command of the game, finishing the contest with 24-of-34 completions for 337 yards and four touchdowns. He led Toledo to seven consecutive touchdown drives from midway through the second quarter until late in the game, turning a close game into a rout.

Hunt, who rushed for the sixth 100-yard game of his career, scored on a two-yard TD run with 24 seconds left in the first half to give Toledo its first lead of the game, 16-14.

Toledo put the game away with three consecutive touchdowns. **Justin Olack** caught his second TD pass with 1:16 left in the third quarter. Sophomore **Damion Jones-Moore** followed that up with a seven-yard score with 12:10 left in the game, putting Toledo up safely, 44-20. Freshman **Terry Swanson** hauled in a 40-yarder from Ely to make the score 51-20. **Jeremiah Detmer** finished off the scoring with a 27-yard field goal, his 15th consecutive conversion going back to last year and his 38th of his last 39 attempts.



SCORING RECAP

	1	2	3	4	F
NHU	7	7	6	0	20
Toledo	3	13	21	17	54

First Quarter

9:08 UNH - Harris, R.J. 35 yd pass from Goldrich, Sean (Breda, C. Kick)
4:46 TOLEDO - Detmer, Jeremiah 22 yd field goal

Second Quarter

7:43 UNH - Goldrich, Sean 4 yd run (Breda, C. Kick)
5:48 TOLEDO - Jones, Corey 64 yd pass from Ely, Phillip (Detmer, Jeremiah kick)
00:24 TOLEDO - Hunt, Kareem 2 yd run (TEAM rush fumbled)

Third Quarter

10:49 TOLEDO - Hunt, Kareem 2 yd run (Detmer, Jeremiah kick)
7:02 TOLEDO - Olack, Justin 9 yd pass from Ely, Phillip (Detmer, Jeremiah kick)
4:33 UNH - Steriti, Nico 8 yd pass from Goldrich, Sean (Steriti, Nico rush failed)
1:16 TOLEDO - Olack, Justin 8 yd pass from Ely, Phillip (Detmer, Jeremiah kick)

Fourth Quarter

12:10 TOLEDO - Jones-Moore, D. 4 yd Run (Detmer, Jeremiah kick)
10:27 TOLEDO - Swanson, Terry 40 yd pass from Ely, Phillip (Detmer, Jeremiah kick)
4:05 TOLEDO - Detmer, Jeremiah 27 yd Field goal

Att: 20,184

TEAM STATISTICS

	UNH	TOLEDO
FIRST DOWNS	24	34
RUSHES-YARDS (NET)	31-37	45-306
PASSING YDS (NET)	338	360
Passes Comp-Att-Int	31-45-1	25-35-0
TOTAL OFF. PLAYS-YARDS	76-375	80-666
Fumble Returns-Yards	0-0	0-0
Punt Returns-Yards	1-0	1-0
Kickoff Returns-Yards	2-33	2-34
Interception Returns-Yards	0-0	1-0
Punts (Number-Avg)	6-39.7	2-37.5
Fumbles-Lost	2-0	0-0
Penalties-Yards	7-38	3-37
Possession Time	31:05	28:55
Third-Down Conversions	10 of 17	9 of 13
Fourth-Down Conversions	0 of 1	0 of 0
Red-Zone Scores-Chances	2-3	7-7
Sacks By: Number-Yards	0-0	4-30

Individual Statistics

RUSHING: New Hampshire-Harris, R.J. 1-16; Allison, Jared 1-11; Owens, Jimmy 6-11; Steriti, Nico 10-9; Goodrich, Donald 1-minus 1; Prasky, Brad 1-minus 1; TEAM 1-minus 2; Goldrich, Sean 10-minus 6. **TOLEDO**-HUNT, Kareem 20-136; JONES-MOORE, D. 7-70; SWANSON, Terry 6-45; REMY, Marc 5-33; ELY, Phillip 4-23; JULIAN, Michael 2-0; TEAM 1-minus 1.

PASSING: New Hampshire-Goldrich, Sean 27-39-0-291; Vailas, Andy 4-6-1-47. **TOLEDO**-ELY, Phillip 24-34-0-337; JULIAN, Michael 1-1-0-23.

RECEIVING: New Hampshire-Harris, R.J. 9-149; Allison, Jared 7-55; Steriti, Nico 5-27; Spears, Harold 3-34; Taylor, Kyon 2-34; Giansante, J. 2-20; DeTroia, Mike 2-15; Kelly, Mike 1-4. **TOLEDO**-RUSSELL, Alonzo 6-78; JONES, Corey 4-78; ZMOLIK, Alex 4-58; WILCHER, Kishon 3-36; OLACK, Justin 3-24; JONES-MOORE, Damion 2-10; SWANSON, Terry 1-40; YOUSEY, Zach 1-23; MACON, Dwight 1-13.

2014 GAME REVIEWS

Missouri 49, Toledo 24

September 6, 2014
The Glass Bowl

Toledo, OH – Sophomore **Kareem Hunt** rushed for 148 yards and three touchdowns but it wasn't enough for Toledo to match No. 24 Missouri, as the Tigers defeated the Rockets 49-24 at the Glass Bowl.

To make matters worse for Toledo, junior quarterback **Phillip Ely** went down with a knee injury in the third quarter. Ely finished 17-of-34 for 204 yards and one interception.

The Tigers broke open a 7-7 game with three unanswered touchdowns in the first half, then scored on its first possession of the second half to take a commanding 35-7 lead.

But the Rockets would not quit. Hunt scored his second TD of the game from one yard out, set up by his own run of 45 yards on the previous play. Junior **Christian Dukes** then picked off Matty Mauk on third-and-long on the Missouri 43-yard line. Four plays later, Hunt scored his third TD from one yard out to cut the Tiger lead to 35-21.

But Missouri struck back quickly, Mauk went right back to Bud Sasser for a 25-yard score down the sideline to push Mizzou's cushion back to three touchdowns.

The news got worse for Toledo on its next possession when Ely went down with an apparent knee injury. Ely crumpled to the ground as he set himself to make a pass. He was helped off the field and did not return to the game.

The Tigers' Jimmie Hunt caught his second TD pass of the game to close out the scoring for Missouri with 7:35 left. Toledo's final drive resulted in a 40-yard field goal by **Jeremiah Detmer**.



SCORING RECAP

	1	2	3	4	F
Missouri	14	14	14	7	49
Toledo	7	0	14	3	24

1st Quarter

10:18 MU Hansbrough 16 yd run (Baggett kick) 4-45/0:56
4:05 UT Hunt 38 yd run (Detmer kick) 5-57/1:31
2:47 MU White 7 yd pass from Mauk (Baggett kick) 5-75/1:18

2nd Quarter

12:43 MU Mauk 1 yd run (Baggett kick) 2-25/0:44
6:12 MU Hunt 13 yd pass from Mauk (Baggett kick) 2-39/0:17

3rd Quarter

8:53 MU Murphy 13 yd pass from Mauk (Baggett kick) 13-85/5:09
7:38 UT HUNT 1 yd run (DETMER kick) 6-70/1:08
5:18 UT HUNT 1 yd run (DETMER kick) 4-43/1:01
4:21 MU Sasser 25 yd pass from Mauk (Baggett kick) 4-75/0:57

4th Quarter

7:35 MU Hunt 12 yd pass from Mauk (Baggett kick) 10-65/5:43
1:17 UT DETMER 40 yd field goal 10-51/3:41

Attendance: 24,196

TEAM STATISTICS

	MISSOURI	TOLEDO
FIRST DOWNS	25	18
RUSHES-YARDS (NET)	47-177	31-154
PASSING YDS (NET)	325	256
Passes Comp-Att-Int	21-33-2	23-44-1
TOTAL OFF. PLAYS-YARDS	80-502	75-410
Fumble Returns-Yards	0-0	0-0
Punt Returns-Yards	1-34	1-0
Kickoff Returns-Yards	1-19	4-92
Interception Returns-Yards	1-38	2-26
Punts (Number-Avg)	6-41.2	9-42.1
Fumbles-Lost	0-0	4-1
Penalties-Yards	2-25	9-60
Possession Time	33:45	26:15
Third-Down Conversions	9 of 17	6 of 18
Fourth-Down Conversions	0 of 0	0 of 0
Red-Zone Scores-Chances	6-6	3-4
Sacks By: Number-Yards	3-31	2-10

Individual Statistics

RUSHING: Missouri-Hansbrough, Russell 18-84; Murphy, Marcus 13-56; Mauk, Maty 12-36; Witter, Ish 4-1. **TOLEDO**-HUNT, Kareem 15-148; SWANSON, Terry 1-7; JONES-MOORE, D. 3-7; REMY, Marc 3-7; WOODSIDE, Logan 4-1; ELY, Phillip 5-minus 16.

PASSING: Missouri-Mauk, Maty 21-32-2-325; Printz, Eddie 0-1-0-0. **TOLEDO**-ELY, Phillip 17-34-1-204; WOODSIDE, Logan 6-10-0-52.

RECEIVING: Missouri-Hunt, Jimmie 6-71; Sasser, Bud 5-121; White, Darius 5-69; Murphy, Marcus 3-41; Culkin, Sean 2-23. **TOLEDO**-RUSSELL, Alonzo 6-89; JONES, Corey 4-19; MACON, Dwight 3-37; HUNT, Kareem 3-12; WILCHER, Kishon 2-32; ROGERS, Zach 2-18; JONES-MOORE, Damion 1-21; ZMOLIK, Alex 1-20; REMY, Marc 1-8.

2014 GAME REVIEWS

Cincinnati 58, Toledo 34

September 12, 2014
Nippert Stadium, Cincinnati, OH

Cincinnati, OH – Toledo staged a furious second-half comeback that erased much of a 34-point deficit but it wasn't quite enough as the Rockets fell to Cincinnati, 58-34, at Paul Brown Stadium in Cincinnati.

Cincinnati (1-0) scored touchdowns on its first six possessions, building leads of 34-0 and 41-7 in the first half. Toledo did not quit, though, cutting the lead to 41-34 early in the fourth quarter. But the Bearcats put the game away with a touchdown and a field goal midway through the fourth quarter.

The Rockets (1-2) were led by sophomore QB **Logan Woodside**, who connected on 27-of-40 passes for 322 yards and three touchdowns. Sophomore **Kareem Hunt** paced the rushing attack with 101 yards, all in the first half, while sophomore **Corey Jones** caught 11 passes for 93 yards and one touchdown.

Toledo cracked the scoreboard on its first possession of the second quarter on a three-yard rush by Hunt. Hunt also had 19, 21 and 13 yards on the nine-play, 85-yard drive. The Rockets made it 41-14 with 2:07 left in the first half when **Alonzo Russell** caught a short pass from Woodside and took it 38 yards to the house.

Toledo narrowed its deficit to as close as 41-34 early in the fourth quarter but Cincinnati but the game on ice with two late scores.



SCORING RECAP

	1	2	3	4	F
Toledo	0	14	17	3	34
Cincinnati	20	21	0	17	58

1st Quarter

- 14:14 UC McKay 17 yd pass from KIEL (Gantz kick) 3-69/0:46
- 8:45 UC Morrison 22 yd pass from KIEL (Gantz kick failed) 8-81/2:58
- 0:37 UC Green 4 yd run (Gantz kick) 8-80/3:12

2nd Quarter

- 14:56 UC Moore 8 yd pass from Kiel (Gantz kick) 2-14/0:36
- 10:14 UC Moore 2 yd run (Gantz kick) 3-67/0:51
- 6:55 UT HUNT 3 yd run (DETMER kick) 9-85/3:13
- 2:17 UC COLE 11 yd pass from Kiel (Gantz kick) 12-86/4:27
- 1:13 UT RUSSELL 38 yd pass from WOODSIDE (DETMER kick) 3-75/1:04

3rd Quarter

- 12:19 UT RUSSELL 54 yd pass from WOODSIDE (DETMER kick) 7-75/2:41
- 7:38 UT JONES, C. 13 yd pass from WOODSIDE (DETMER) 7-23/3:06
- 4:33 UT DETMER 23 yd field goal 6-40/2:04

4th Quarter

- 14:48 UT DETMER 36 yd field goal 10-76/3:34
- 11:59 UC Chisum 18 yd pass from Kiel (Gantz kick) 8-75/2:49
- 8:57 UC Gantz 34 yd field goal 6-27/1:09
- 1:36 UC Washington 22 yd pass from Kiel (Gantz kick) 8-69/2:52

Attendance: 31,192

TEAM STATISTICS

	TOLEDO	CINCINNATI
FIRST DOWNS	27	28
RUSHES-YARDS (NET)	39-240	30-148
PASSING YDS (NET)	323	436
Passes Comp-Att-Int	28-43-0	29-42-0
TOTAL OFF. PLAYS-YARDS	82-563	72-584
Fumble Returns-Yards	0-0	1-5
Punt Returns-Yards	1-21	1-11
Kickoff Returns-Yards	7-150	6-141
Interception Returns-Yards	0-0	0-0
Punts (Number-Avg)	2-30.0	4-38.2
Fumbles-Lost	1-1	0-0
Penalties-Yards	7-65	2-30
Possession Time	35:12	24:48
Third-Down Conversions	8 of 17	7 of 12
Fourth-Down Conversions	1 of 2	0 of 0
Red-Zone Scores-Chances	4-6	7-7
Sacks By: Number-Yards	1-8	3-22

Individual Statistics

RUSHING: TOLEDO-HUNT, Kareem 12-101; REMY, Marc 11-80; JONES-MOORE, D. 9-41; JONES, Corey, 2-36; JULIAN, Michigan 1-minus 7; WOODSIDE, Logan 4-minus 11. **Cincinnati**-Williams, Hosey 14-103; Kiel, Gunner 4-24; Green, Tion 7-14; Evans, Jared 2-5; Legaux, Munchie 1-5; Moore, Rod 1-2; Abernathy, RD 1-minus 5.

PASSING: TOLEDO-WOODSIDE, Logan 27-40-0-322; JULIAN, Michael 1-2-0-1; **Cincinnati**-Kiel, Gunner 25-37-0-418; Legaux, Munchie 4-5-0-18.

RECEIVING: TOLEDO-JONES, Corey 11-93; RUSSELL, Alonzo 5-114; OLACK, Justin 5-64; JONES-MOORE, Damion 2-13; WILCHER, Kishon 1-16; REMY, Marc 1-11; ROGERS, Zach 1-6; MACON, Dwight 1-5; JOHNSON, Jon'Vea 1-1. **Cincinnati**-McKay, Mekale 9-175; Washington, Shaq 4-54; Morrison, Max 4-51; Holton, Johnny 3-68; Chisum, Alex 3-39; Moore, Chris 2-23; Dowdy, DJ 1-13; Cole, Nate 1-11; Abernathy, RD 1-4; Green, Tion 1-minus 2.

2014 GAME REVIEWS

Toledo 34, Ball State 23 September 20, 2014 The Glass Bowl

Toledo, OH – In a contest delayed nearly three hours due to severe weather, Toledo outlasted Ball State, 34-23, at the Glass Bowl. The delay lasted 2:41, which meant the game did not finish until 12:42 the following morning. The victory marked the 500th win in school history for the Rockets.


Sophomore **Kareem Hunt** rushed for 142 yards and a touchdown on just 12 carries to pace a balanced Rocket offense that gained 318 of its 470 yards of total offense on the ground. It was Hunt's fourth consecutive 100-yard outing in as many tries this season.

Sophomore quarterback **Logan Woodside** guided the Rockets by connecting on 13-of-22 passes for 152 yards and one TD. Woodside also ran for two scores. Sophomore **Damion Jones-Moore** added 62 rushing yards and one score on 11 carries. Sophomore wide receiver **Corey Jones** racked up 164 all-purpose yards, including 76 on kickoff returns and 66 on punt returns.

Toledo jumped out to a 13-3 lead in the first quarter when the game was suspended due to severe weather. Play did not resume for almost three hours.

The Rockets did not miss a beat following the delay, as Woodside hit **Justin Olack** for a 31-yard strike to the BSU 27-yard line on the first play coming out of the locker room. Five plays later, Woodside ran it in from eight yards out for his second TD of the game.

The Cardinals stayed in the contest with a touchdown on their next possession to cut the lead to 27-16. Quarterback Ozzie Mann hit KeVonn Mabon for a 43-yard score that kept BSU within striking distance. Toledo came back with a 14-play, 72-yard drive that was capped by a seven-yard TD run by Jones-Moore to give the Rockets a 34-16 margin with 10:19 left in the contest.



SCORING RECAP

	1	2	3	4	F
Ball State	3	6	7	7	23
Toledo	20	0	7	7	34

1st Quarter

13:24 UT WOODSIDE 3 yd run (DETMER kick failed) 5-75/1:36
7:15 UT WOODSIDE 8 yd run (DETMER kick) 8-60/3:12
4:20 BSU Secor 49 yd field goal 8-36/2:50
1:16 UT HUNT 13 yd run (DETMER kick) 8-76/2:59

2nd Quarter

13:10 BSU Secor 45 yd field goal 8-33/3:00
9:54 BSU Secor 22 yd field goal 6-14/2:01

3rd Quarter

3:28 UT RUSSELL 26 yd pass from WOODSIDE (DETMER kick) 5-37/1:52
1:58 BSU Mabon 43 yd pass from Mann (Secor kick) 4-75/1:24

4th Quarter

10:19 UT JONES-MOORE 7 yd run (DETMER kick) 14-72/6:34
5:55 BSU Williams 8 yd pass from Mann (Secor kick) 13-75/4:24

Att: 17,229

TEAM STATISTICS

	BALL STATE	TOLEDO
FIRST DOWNS	23	23
RUSHES-YARDS (NET)	42-175	47-318
PASSING YDS (NET)	176	152
Passes Comp-Att-Int	27-15-0	22-13-1
TOTAL OFF. PLAYS-YARDS	69-351	69-470
Fumble Returns-Yards	0-0	0-0
Punt Returns-Yards	0-0	2-66
Kickoff Returns-Yards	5-118	4-76
Interception Returns-Yards	1-6	0-0
Punts (Number-Avg)	3-49.7	2-41.5
Fumbles-Lost	0-0	2-1
Penalties-Yards	4-40	4-37
Possession Time	29:22	30:38
Third-Down Conversions	8 of 16	8 of 14
Fourth-Down Conversions	1 of 1	2 of 2
Red-Zone Scores-Chances	3-4	4-5
Sacks By: Number-Yards	0-0	2-15

Individual Statistics

RUSHING: Ball State-Edwards, Hosey 21-125; Banks, Horacio 13-47; Mann, Ozzie 6-2; Mabon, KeVonn 1-2; TEAM 1-minus 1. **TOLEDO**-HUNT, Kareem 12-142; JONES-MOORE, D. 11-62; SWANSON, Terry 9-44; WOODSIDE, Logan 7-43; REMY, Marc 6-23; JONES, Corey 1-5; TEAM-minus 1.

PASSING: Ball State-Mann, Ozzie 15-27-0-176. **TOLEDO**-WOODSIDE, Logan 13-22-1-152.

RECEIVING: Ball State-Williams, Jordan 7-58; Shillings, Chris 5-40; Mabon, Kevonn 3-78. **TOLEDO**-JONES, Corey 4-17; OLACK, Justin 3-71; RUSSELL, Alonzo 3-30; MACON, Dwight 2-18; REMY, Marc 1-16.

2014 GAME REVIEWS

Toledo 42, Central Michigan 28 September 27, 2014 The Glass Bowl


Toledo, OH – Sophomore **Logan Woodside** threw for a career-high 339 yards and the Rocket defense contained Central Michigan's ground attack as Toledo defeated the Chippewas, 42-28.

Playing without starting running back **Kareem Hunt**, the Toledo offense did not miss a beat, grinding out 543 yards of total offense. Woodside completed 23-of-34 passes and threw two touchdowns, both to junior **Alonzo Russell**. Russell had seven catches for 120 yards, while sophomore **Corey Jones** had a game-high eight receptions for 106 yards. Sophomore **Damion Jones-Moore** started in place of Hunt and rushed for 51 yards and one touchdown on 11 carries. Freshman **Terry Swanson** gained a season-high 97 yards and just 11 attempts.

UT dominated the first half, outgaining CMU 338-89 in total yards, but four Rocket fumbles (one lost) helped keep the score close. Central cut the lead to 20-14 on its first possession of the second half behind a 10-play, 75-yard drive. Cooper Rush finished it off with a four-yard completion to Jesse Kroll, almost identical to their first-half hook-up.

Following a Toledo punt, senior safety **Jordan Haden** picked off Rush, giving UT great field position on CMU's 35-yard line. Woodside hit Russell in the corner for a 12-yard TD to make it 27-14.

Toledo then pulled off a beautifully executed on-side kick, with **Christian Dukes** grabbing it on the fly at midfield. Five plays later Jones-Moore made it 34-14 on a three-yard TD run. CMU never challenged again.



SCORING RECAP

	1	2	3	4	F
Central Michigan	7	0	14	7	28
Toledo	6	14	14	8	42

1st Quarter

10:09 UT DETMER 32 yd field goal 15-64/4:51
6:03 CMU Kroll 3 yd pass from Rush (Eavey kick) 8-75/4:06
0:42 UT DETMER 21 yd field goal 10-73/5:16

2nd Quarter

4:50 UT SWANSON 3 yd run (DETMER kick) 6-72/2:57
0:27 UT RUSSELL 6 yd pass from WOODSIDE (DETMER kick) 7-85/2:18

3rd Quarter

10:09 CMU Kroll 4 yd pass from Rush (Eavey kick) 10-75/4:51
5:43 UT RUSSELL 12 yd pass from WOODSIDE (DETMER kick) 5-35/2:26
3:44 UT JONES-MOORE 3 yd run (DETMER kick) 5-50/1:57
0:03 CMU Rawls 3 yd run (Eavey kick) 8-75/3:41

4th Quarter

7:54 CMU Rawls 6 yd run (Eavey kick) 8-75/3:41
3:00 UT WOODSIDE 12 yd run (JONES-MOORE pass from WOODSIDE) 8-80/4:48

Attendance: 18,087

TEAM STATISTICS

	CMU	TOLEDO
FIRST DOWNS	20	29
RUSHES-YARDS (NET)	26-95	38-204
PASSING YDS (NET)	291	339
Passes Comp-Att-Int	24-31-1	23-34-1
TOTAL OFF. PLAYS-YARDS	57-386	72-543
Fumble Returns-Yards	0-0	0-0
Punt Returns-Yards	0-0	2-minus-3
Kickoff Returns-Yards	2-43	5-124
Interception Returns-Yards	1-0	1-11
Punts (Number-Avg)	3-52.7	1-39.0
Fumbles-Lost	1-1	4-1
Penalties-Yards	3-35	6-47
Possession Time	27:42	32:18
Third-Down Conversions	4 of 8	5 of 10
Fourth-Down Conversions	0 of 0	1 of 1
Red-Zone Scores-Chances	4-5	7-7
Sacks By: Number-Yards	0-0	2-11

Individual Statistics

RUSHING: CMU-Rawls, Thomas 17-65; Walker, Martez 5-21; Rice, Anthony 1-12; Rush, Cooper 3-minus 3. **TOLEDO**-SWANSON, Terry 11-97; JONES-MOORE, D. 12-51; REMY, Marc 6-36; WOODSIDE, Logan 6-20; ROSENBAUER, Zac 1-2; TEAM 2-minus 2.

PASSING: CMU-Rush, Cooper 24-31-1-291; **TOLEDO**- WOODSIDE, Logan 23-34-1-339.

RECEIVING: CMU-Kroll, Jesse 7-83; Davis, Titus 6-128; Rice, Anthony 5-41; Bac-ci, Joe 2-18; Butler, Deon 1-7; McCord, Ben 1-5; Kinville, Mike 1-5; Rawls, Thomas 1-4. **TOLEDO**--JONES, Corey 8-106; RUSSELL, Alonzo 7-120; ZMOLIK, Alex 4-69; OLACK, Justin 1-20; THOMPSON, Cody 1-15; WILCHER, Kishon 1-8; REMY, Marc 1-1.

2014 GAME REVIEWS

Toledo 20, Western Michigan 19 (OT)

October 4, 2014
Waldo Stadium, Kalamazoo, MI

Kalamazoo, MI – In a game as wild as the stormy weather, the Toledo Rockets defeated Western Michigan, 20-19, in overtime at Waldo Stadium.

Logan Woodside's 22-yard pass on third down to **Alonzo Russell** gave Toledo a 20-13 edge in overtime. Russell nearly went down as the Broncos attempted to tackle him at about the 15-yard line, but regained his footing and sprinted into the end zone. WMU answered with a 20-yard TD pass from Zach Terrell to Darius Phillips but Andrew Haldeman's extra-point attempt hit the left upright and bounced back onto the field, igniting a Rocket celebration.

Jeremiah Detmer sent the game into overtime with a 37-yard field goal with no time left on the clock that tied the game at 13-13 following a desperate Rocket drive in the final minute. WMU had taken a 13-10 lead with just 1:11 to play when Haldeman nailed a 33-yard field goal, putting the pressure on Toledo's offense.

Woodside finished 13-of-27 for 210 yards. **Terry Swanson** had a huge game, rushing for a season-high 172 yards and one score on 19 carries.

A driving rain throughout the game slowed down both offenses, but it seemed to bother Toledo's passing game the most. The Rockets gained just 130 yards of total offense in the first half, including only 28 yards through the air.

Punter **Nick Ellis** pinned the Broncos on their own two-yard line at the end of the quarter, but WMU drove the length of the field anyway, finishing an 11-play drive with a two-yard scoring run by Jarvion Franklin with 10:44 left in the second period.

Toledo put its first points on the board on its first possession of the second half on a 25-yard field goal by Detmer.

The Rockets tied it up at 10-10 with 13:47 left on a two-yard plunge by Swanson following a seven-play, 65-yard drive.



SCORING RECAP

	1	2	3	4	OT	F
Toledo	0	0	3	10	7	20
WMU	0	7	3	3	6	19

1st Quarter

No scoring.

2nd Quarter

10:44 WMU Franklin 2 yd run (Haldeman kick) 11-98/5:09

3rd Quarter

11:40 UT DETMER 25 yd field goal 9-67/3:20

1:12 WMU Haldeman 27 yd field goal 12-85/5:52

4th Quarter

13:47 UT SWANSON 2 yd run (DETMER kick) 7-65/2:25

1:11 WMU Haldeman 33 yd field goal 10-60/4:34

0:00 UT DETMER 37 yd field goal 9-55/1:11

Overtime

15:00 UT RUSSELL 22 yd pass from WOODSIDE (DETMER kick)

15:00 WMU Phillips 20 yd pass from Terrell (Haldeman kick failed)

Attendance: 11,493

TEAM STATISTICS

	TOLEDO	WMU
FIRST DOWNS	19	20
RUSHES-YARDS (NET)	36-234	32-62
PASSING YDS (NET)	210	388
Passes Comp-Att-Int	27-13-1	38-31-0
TOTAL OFF. PLAYS-YARDS	63-444	70-450
Fumble Returns-Yards	0-0	0-0
Punt Returns-Yards	4-33	0-0
Kickoff Returns-Yards	2-58	3-40
Interception Returns-Yards	0-0	1-0
Punts (Number-Avg)	6-28.5	6-41.0
Fumbles-Lost	3-2	1-0
Penalties-Yards	4-26	3-30
Possession Time	22:14	37:46
Third-Down Conversions	3 of 12	6 of 16
Fourth-Down Conversions	1 of 1	0 of 0
Red-Zone Scores-Chances	3-4	3-5
Sacks By: Number-Yards	4-13	1-2

Individual Statistics

RUSHING: TOLEDO-SWANSON, Terry 19-172; JONES-MOORE, Damion 6-28; REMY, Marc 5-19; WOODSIDE, Logan 6-15. **WMU**-Franklin, Jarvion 20-64; Chance, Dareyon 2-3; TEAM 1-minus 1; Terrell, Zach 8-minus 2; Johnson, Fabian 1-minus 2.

PASSING: TOLEDO-WOODSIDE, Logan 27-13-1-210. **WMU**-Terrell, Zach 30-37-0-370; Davis, Corey 1-1-0-18.

RECEIVING: TOLEDO-JONES, Corey 5-104; RUSSELL, Alonzo 4-43; SWANSON, Terry 3-54; JONES-MOORE, Damion 1-9. **WMU**-Phillips, Darius 10-121; Braverman, Daniel 8-82; Davis, Corey 7-124; Franklin, Jarvion 1-18; Terrell, Zach 1-18; Roberts, Kendrick 1-8; Johnson, Fabian 1-7; Henry, Michael 1-6; Chance, Dareyon 1-4.

2014 GAME REVIEWS

Iowa State 37, Toledo 30

October 11, 2014

Jack Trice Stadium, Ames, IA

Ames, IA – **Terry Swanson** rushed for 124 yards and two touchdowns but it wasn't enough as Toledo lost to Iowa State, 37-30, in Ames.

The Rockets scored a touchdown with 56 seconds left when **Logan Woodside** completed a four-yard shovel pass to **Marc Remy**. That cut the Iowa State lead to seven points and set up an on-side kick attempt by the Rockets. **Jeremiah Detmer** pounded the ball right at ISU's Luke Knott and immediately tackled him. But Knott hung on to the ball and secured the Cyclone victory.

The game was closely fought throughout. ISU held a slight 454-425 edge in total yardage. Neither team had a turnover. Woodside was 7-of-15 in the first half but came on strong in the final 30 minutes, finishing 22-of-36 for 189 yards.

Toledo took a 10-6 lead midway through the second quarter on a nifty 14-yard TD run by Swanson. The Rockets extended the lead to 13-6 with 3:20 left in the half on a 29-yarder by Detmer. Netten came right back with a 37-yarder with 13 seconds left to trim Toledo's lead to 13-9 at the half.

Iowa State regained the lead on its first possession of the second half to put the Cyclones up, 16-13. After Toledo went three-and-out, ISU came back with another touchdown drive capped by a one-yard plunge by Martinez Syria to make the score 23-13.

Toledo trimmed the lead back to three points, 23-20, on a one-yard rush from Swanson with 4:01 left in the third quarter. The Rockets tied the game, 23-23, on a 41-yard Detmer field goal early in the fourth quarter.

Iowa State answered one more time, driving 75 yards to go up 30-23 with 10:23 left. Toledo was then forced to punt, giving the ball back to ISU with 7:55 to play. The Cyclones burned up 4:20 off the clock and scored on a 14-yard pass from Sam Richardson to Allen Lazard. Toledo was able to cut the lead to seven points but simply ran out of time.



SCORING RECAP

	1	2	3	4	F
Toledo	3	10	7	10	30
Iowa State	6	3	14	14	37

1st Quarter

10:32 UT DETMER 27 yd field goal 13-81/4:28
 7:05 ISU Netten 32 yd field goal 10-61/3:27
 0:03 ISU Netten 36 yd field goal 13-61/5:45

2nd Quarter

10:48 UT SWANSON 14 yd run (DETMER kick) 14-75/4:15
 3:20 UT DETMER 29 yd field goal 10-65/4:16
 0:13 ISU Netten 38 yd field goal 14-55/3:07

3rd Quarter

12:11 ISU Ecby 23 yd pass from Richardson (Netten kick) 11-75 2:49
 8:04 ISU Syria 1 yd run (Netten kick) 8-65/2:27
 4:01 UT SWANSON 1 yd run 10-83/3:57

4th Quarter

13:38 UT DETMER 41 yd field goal 11-48/4:33
 10:23 ISU Bibbs 5 yd pass from Richardson (Netten kick) 11-75 3:15
 3:35 ISU Lazard 14 yd pass from Richardson (Netten kick) 16-85/4:20
 0:56 UT REMY 4 yd pass from WOODSIDE (DETMER kick) 13-91/2:34

Attendance: 52,281

TEAM STATISTICS

	TOLEDO	IOWA STATE
FIRST DOWNS	25	34
RUSHES-YARDS (NET)	41-236	34-103
PASSING YDS (NET)	189	351
Passes Comp-Att-Int	22-36-0	37-55-0
TOTAL OFF. PLAYS-YARDS	77-425	87-454
Fumble Returns-Yards	0-0	0-0
Punt Returns-Yards	1-minus 4	2-minus 2
Kickoff Returns-Yards	6-102	1-31
Interception Returns-Yards	0-0	0-0
Punts (Number-Avg)	3-42.7	2-35.0
Fumbles-Lost	0-0	0-0
Penalties-Yards	6-56	5-50
Possession Time	29:52	30:08
Third-Down Conversions	8 of 16	12 of 17
Fourth-Down Conversions	1 of 1	0 of 0
Red-Zone Scores-Chances	5-5	7-7
Sacks By: Number-Yards	2-15	0-0

Individual Statistics

RUSHING: TOLEDO-SWANSON, Terry 17-124; WOODSIDE, Logan 9-42; JONES-MOORE, D. 7-29; JONES, Corey 2-25; REMY, Marc 5-18; TEAM 1-minus 2. **Iowa State**-Nealy, D'Vario 7-29; Richardson, Sam 1-11; Brown, Tyler 1-4; Syria, Martinez 2-2; TEAM 2-minus 2.

PASSING: TOLEDO-WOODSIDE, Logan 22-36-0-189. **Iowa State**-Richardson, Sam 37-53-0-351.

RECEIVING: TOLEDO-JONES, Corey 12-118; SWANSON, Terry 3-22; RUSSELL, Alonzo 2-16; WILCHER, Kishon 2-15; REMY, Marc 2-10; MACON, Dwight 1-8. **Iowa State**-Montgomery, D'Vario 9-90; Lazard, Allen 8-96; Daley, Dondre 6-65; Bibbs, E.J. 5-33; Nealy, Devondrick 3-25; Wesley, Jauan 2-19; Brown, Tyler 2-12; Ecby, Tad 1-23; Burton, Daniel 1-minus 12.

2014 GAME REVIEWS

Toledo 42, UMass 35

October 25, 2014
The Glass Bowl

TOLEDO, OH – **Kareem Hunt** rushed for a career-high 198 yards as Toledo rallied from a 13-point first-half deficit to defeat UMass, 42-35, on Homecoming at the Glass Bowl. Terry Swanson scored the winning touchdown with 34 seconds left from 19 yards out. With the score tied, 35-35, and UT running the clock down for a game-winning field goal, UMass head coach Mark Whipple elected to let Swanson score. The Minutemen's final drive ended when Blake Frohnapfel's pass was intercepted by **Trevon Mathis** on the UT 35-yard line with five seconds left.

Hunt, playing for the first time since the first half of the Ball State game on Sept. 20, was dominant, falling just short of 200 yards on 26 carries. He had an impressive 36-yard TD run in the third quarter that gave Toledo its first lead of the game, 28-20. Swanson chipped in with 97 yards and two scores. **Logan Woodside** shook off a slow start to complete 20-of-34 passes for 225 yards and a career-high tying three TDs. UMass came out firing, scoring on its first two drives to go up, 13-0. Toledo got on the board on a 14-yard touchdown run from Swanson with 2:04 left in the first quarter. UMass then picked off Woodside on the first play of the second quarter. Frohnapfel threw for his third score of the half pushing the margin to 20-7.

Toledo countered, Woodside hit **Michael Roberts** for a 14-yard strike in the end zone to cut the lead to 20-14. The Rockets took their first lead of the game on their first possession of the second half on a 42-yard pass from Woodside to Corey Jones to give UT a 21-20 advantage. Hunt scored on a 36-yard run to make the score 28-20 with 4:46 left in the third quarter. UMass tied the score at 28-28 with 11:57 left in the fourth quarter.

Toledo regained the lead with a 12-play, 75-yard drive, capped by a six-yard TD catch by **Dwight Macon** to take a 35-28 lead. UMass wasted no time, however, tying the score on a 76-yard catch and run by Jean Sifrin on its first on the ensuing possession.



SCORING RECAP

	1	2	3	4	F
UMass	13	7	0	15	35
Toledo	7	7	14	14	42

1st Quarter

9:32 UM Williams 15 yd pass from Frohnapfel (kick failed) 14-80/5:28
6:34 UM Williams 35 yd pass from Frohnapfel (Laurent kick) 5-55/1:58
2:04 UT SWANSON 14 yd run (DETMER kick) 12-75/4:30

2nd Quarter

13:05 UM Nesmith 15 yd pass from Frohnapfel (Laurent kick) 5-30/1:48
6:25 UT ROBERTS 14 yd pass from WOODSIDE (DETMER kick) 13-94/6:31

3rd Quarter

11:08 UT JONES 42 yd pass from WOODSIDE (DETMER kick) 9-84/3:47
4:46 UT HUNT 36 yd run (DETMER kick) 2-47/0:43

4th Quarter

11:57 UM Sharpe 36 yd pass from Frohnapfel (Mills pass from Frohnapfel) 10-54/2:49
6:15 UT MACON 6 yd pass from WOODSIDE (DETMER kick) 12-75/5:42
5:57 UM Sifrin 76 yd pass from Frohnapfel (Laurent kick) 1-76/0:13
0:34 UT SWANSON 19 yd run 7-80/1:48

Attendance: 20,104

TEAM STATISTICS

	UMASS	TOLEDO
FIRST DOWNS	26	30
RUSHES-YARDS (NET)	20-52	49-295
PASSING YDS (NET)	445	225
Passes Comp-Att-Int	29-57-2	20-34-2
TOTAL OFF. PLAYS-YARDS	77-497	83-520
Fumble Returns-Yards	0-0	0-0
Punt Returns-Yards	0-0	1-minus 13
Kickoff Returns-Yards	3-57	3-44
Interception Returns-Yards	2-23	2-37
Punts (Number-Avg)	3-38.0	4-35.8
Fumbles-Lost	1-0	0-0
Penalties-Yards	9-75	9-81
Possession Time	25:59	34:01
Third-Down Conversions	6 of 14	9 of 16
Fourth-Down Conversions	4 of 5	1 of 1
Red-Zone Scores-Chances	2-3	4-4
Sacks By: Number-Yards	1-7	1-7

Individual Statistics

RUSHING: UMass-Abrokwah, Shadrach 14-38; Michel, Marken 2-13; Woodley, Lorenzo 2-9; Team 1-minus 1, Frohnapfel, Blake 1--minus 7. **TOLEDO**-HUNT, Kareem 26-198; SWANSON, Terry 18-97; WOODSIDE, Logan 4-1; TEAM 1-minus 1.

PASSING: UMass-Frohnapfel, Blake 28-55-2-438; Davis, Bernard 1-1-0-7; Michel, Marken 0-1-0-0. 37-53-0-351. **TOLEDO**-WOODSIDE, Logan 20-34-2-225.

RECEIVING: UMass-Sharpe, Tajae 7-75; Mills, Rodney 7-54; Sifrin, Jean 6-185; Williams, Jalen 6-97; Nesmith, Shakur 1-15; Tuleja, Matt 1-10; Abrokwah, Shadrach 1-9. **TOLEDO**-JONES, Corey 5-67; MACON, Dwight 5-42, RUSSELL, Alonzo 4-45; ROBERTS, Michael 2-50; SWANSON, Terry 2-20; THOMPSON, Cody 1-5; HUNT, Kareem 1-minus 4

2014 GAME REVIEWS

Toledo 30, Kent State 20

November 4, 2014
Dix Stadium, Kent, OH

Kent, OH - **Kareem Hunt** enjoyed his homecoming to Northeast Ohio as he rushed for 141 yards to lead Toledo to a 30-20 victory over Kent State in a rain-drenched Dix Stadium.

Hunt, who rushed for more than 5,000 yards as a prep at nearby Willoughby South High School, went over, around and through the Golden Flashes, going over 100 yards in the first half alone (117) for the third time this season. His best run was a 43-yarder in the first half. **Terry Swanson** added 77 yards on 17 carries. Woodside was solid in the poor weather conditions, completing 16-of-25 passes for 202 yards and three touchdowns before leaving the game with an apparent leg injury in the third quarter. **Jeremiah Detmer** also overcame the rain and a driving wind to knock down 3-of-3 field goals in the first half, his most productive game since he kicked five field goals as a sophomore in 2012 in a 29-23 upset over No. 18 Cincinnati.

Toledo held a 16-0 halftime lead and then hung on to survive a second-half Kent State rally. Trailing 30-7 with 3:53 left in the third quarter, the Golden Flashes cut the lead to 30-20 with 13:15 left in game. But Toledo's defense held KSU off the board on its final three drives to secure its fifth-straight league victory.



SCORING RECAP

	1	2	3	4	F
Toledo	6	10	14	0	30
Kent State	0	0	14	6	20

1st Quarter

9:54 UT DETMER 26 yd field goal 11-66/5:06
4:46 UT DETMER 28 yd field goal 8-69/2:45

2nd Quarter

12:42 UT DETMER 45 yd field goal 9-54/2:07
2:54 UT OLACK 16 yd pass from WOODSIDE (DETMER kick) 12-82/6:54

3rd Quarter

11:20 UT RUSSELL 8 yd pass from WOODSIDE (DETMER kick) 5-52/1:40
8:25 KSU Holley, N. 50 yd run (Melchiori kick) 7-72/2:45
3:53 UT WILCHER 2 yd pass from WOODSIDE (DETMER kick) 8-75/4:32
1:58 KSU Calhoun 4 yd pass from Strock (Melchiori kick) 5-76/1:49

4th Quarter

13:15 KSU Pierce 3 yd pass from Strock (Strock pass failed) 5-25/1:49

Attendance: 7,471

TEAM STATISTICS

	TOLEDO	KENT STATE
FIRST DOWNS	24	17
RUSHES-YARDS (NET)	47-221	19-171
PASSING YDS (NET)	201	163
Passes Comp-Att-Int	18-32-0	19-41-2
TOTAL OFF. PLAYS-YARDS	79-422	60-334
Fumble Returns-Yards	0-0	0-0
Punt Returns-Yards	1-minus 3	0-0
Kickoff Returns-Yards	1-16	5-81
Interception Returns-Yards	2-17	0-0
Punts (Number-Avg)	3-48.7	6-40.2
Fumbles-Lost	3-1	2-1
Penalties-Yards	7-73	7-74
Possession Time	37:15	22:45
Third-Down Conversions	8 of 16	3 of 12
Fourth-Down Conversions	0 of 1	2 of 2
Red-Zone Scores-Chances	5-5	2-2
Sacks By: Number-Yards	1-1	0-0

Individual Statistics

RUSHING: TOLEDO-HUNT, Kareem 18-141; SWANSON, Terry 17-75; JONES-MOORE, D. 4-20; WOODSIDE, Logan 2-7; REMY, Marc 1-3; JULIAN, Michael 3-1; TEAM 1-minus 2; ELLIS, Nick 1-minus 24. **Kent State**-Holley, Nick 12-95; Strock, Nathan 5-71; Hibbler, Miles 1-5; Reardon, Colin 1-0.

PASSING: TOLEDO-WOODSIDE, Logan 16-25-0-202; JULIAN, Michael 2-7-0-minus 1. **Kent State**-Reardon, Colin 10-23-1-96; Strock, Nathan 9-18-1-67.

RECEIVING: TOLEDO-WILCHER, Kishon 3-48; JONES, Corey 3-40; RUSSELL, Alonzo 3-21; OLACK, Justin 2-44; SWANSON, Terry 2-20; HUNT, Kareem 2-13; MACON, Dwight 2-9; JONES-MOORE, Damion 1-6. **Kent State**-Pierce, Casey 8-57; White, Kris 4-37; Calhoun, Ernest 3-49; Humphrey, Chris 2-19; Brooks, James 1-6; Holley, Nick 1-minus 5.

2014 GAME REVIEWS

Northern Illinois 27, Toledo 24

November 11, 2014
Husky Stadium, Dekalb, IL

DeKalb, IL - Down to their fourth-string quarterback, Toledo fought valiantly but ultimately succumbed to Northern Illinois, 27-24, in a critical MAC West Division game. Senior **Dwight Macon**, a wide receiver who began his career as a quarterback, came off the bench to complete 8-of-11 passes for 140 yards and a touchdown, and nearly led the Rockets to their first victory over Northern Illinois since 2009. Macon also rushed for 97 yards and two TD's. The defeat moved Toledo and NIU into a three-way tie for first place in the West with two games remaining in the regular season.

Trailing 27-17 with 5:22 left, Toledo drove 79 yards down the field in eight plays to make the score 27-24 with 2:14 left. The contest finished moments later when a last-ditch Macon pass to **Justin Olack** ended with **Kareem Hunt** taking the lateral and being pushed out of bounds at the Toledo 39-yard line.

Hunt rushed for 119 yards on 18 attempts, his eighth straight 100-yard game. Toledo outgained the Huskies in total yards, 472-416.

NIU scored the game's first 10 points before Toledo answered with a 21-yard field goal by **Jeremiah Detmer** and a 69-yard scoring pass from Macon to **Corey Jones**. NIU recaptured the lead, 13-10, with 1:36 left in the first half on a 19-yard field goal by Christian Hagen. The Huskies extended the margin to 20-10 on a four-yard TD run by Cameron Stingily. Toledo answered with a one-yard score by Macon that capped a nine-play, 75-yard drive to cut the score to 20-17 with 6:36 left in the third quarter. NIU scored the game's decisive points on an 11-play, 82-yard drive that was capped by a Stingily two-yard TD run to make the score 27-17 with 6:33 to play.



SCORING RECAP

	1	2	3	4	F
Toledo	3	7	7	7	24
Northern Illinois	10	3	7	7	27

1st Quarter

7:46 NIU Hagan 37 yd field goal 5-26/1:44
5:24 NIU Brown 64 yd pass from Hare (Hagan kick) 2-65/0:37
1:05 UT DETMER 21 yd field goal 11-73/4:13

2nd Quarter

5:22 UT JONES 69 yd pass from MACON (DETMER kick) 2-74/0:34
1:36 NIU Hagan 19 yd field goal 10-73/3:46

3rd Quarter

9:18 NIU Stingily 4 yd run (Hagan kick) 5-87/1:57
6:36 UT MACON 1 yd run (DETMER kick) 9-75/2:42

4th Quarter

6:33 NIU Stingily 2 yd run (Hagan kick) 11-82/3:54
2:14 UT MACON 3 yd run (DETMER kick) 8-79/2:01

Attendance: 8,462

TEAM STATISTICS

	TOLEDO	NIU
FIRST DOWNS	20	17
RUSHES-YARDS (NET)	49-263	46-226
PASSING YDS (NET)	209	190
Passes Comp-Att-Int	23-12-0	22-14-0
TOTAL OFF. PLAYS-YARDS	72-472	68-416
Fumble Returns-Yards	0-0	0-0
Punt Returns-Yards	4-2	1-7
Kickoff Returns-Yards	3-41	3-28
Interception Returns-Yards	0-0	0-0
Punts (Number-Avg)	7-32.0	8-35.1
Fumbles-Lost	1-0	0-0
Penalties-Yards	3-20	5-34
Possession Time	30:23	29:37
Third-Down Conversions	4 of 15	3 of 15
Fourth-Down Conversions	0 of 2	1 of 2
Red-Zone Scores-Chances	3-3	4-4
Sacks By: Number-Yards	1-7	3-19

Individual Statistics

RUSHING: TOLEDO-HUNT, Kareem 18-119; MACON, Dwight 18-97; SWANSON, Terry 7-41; JULIAN, Michael 6-6. **Northern Illinois**-Stingily, Cameron 21-81; Hare, Drew 16-66; Brown, Da'Ron 2-64; Turner, Aregero 2-25; Bouagnon, Joel 2-minus 2; Daniels, Akeem 3-minus 8.

PASSING: TOLEDO-MACON, Dwight 8-11-0-140; JULIAN, Michael 2-7-0-49; WOODSIDE, Logan 2-5-0-20. **Northern Illinois**-Hare, Drew 14-22-0-190.

RECEIVING: TOLEDO-JONES, Corey 4-102; RUSSELL, Alonzo 3-53; OLACK, Justin 3-33; HUNT, Kareem 1-15; THOMPSON, Cody 1-6. **Northern Illinois**-Turner, Aregero 4-59; Brown, Da'Ron 3-73; Beebe, Chad 3-40; Brescacin, Juwan 2-17; Eakes, Luke 2-1.

2014 GAME REVIEWS


Toledo 27, Bowling Green 20 November 19, 2014 The Glass Bowl

Toledo, OH - **Kareem Hunt** rushed for a career-high 265 yards to lead Toledo to a 27-20 victory over arch-rival Bowling Green at the Glass Bowl. The victory, the Rockets' fifth-straight over the Falcons, kept the Battle of I-75 Trophy in the Glass City. Played on a blustery evening with wind chills creeping down into the teens, the 79th meeting between the two schools lived up to its billing. Toledo held a 13-10 halftime lead, saw the Falcons tie the game in the fourth quarter, recaptured the lead, then stopped BGSU on its final three possessions.

Hunt battered the Falcons all night long and gave UT a 20-10 lead in the third quarter with a 91-yard touchdown run, the third-longest in school history. Hunt accounted for 273 of Toledo's 389 total yards of offense, including eight yards on one reception. His 265 rushing yards on 30 carries ranks as the fourth-most in Rocket history and the most since Morgan Williams set the school mark with 330 in 2008. The Rockets used **Logan Woodside** and **Dwight Macon** at quarterback. Woodside completed 8-of-18 passes for 53 yards, while Macon rushed for 30 yards and two TDs.

UT struck the first blow of the night, a two-yard TD run by Hunt with 3:57 left in the first quarter. The Rockets extended their lead to 13-3 on a two-yard rush from Macon from the Wildcat formation. Bowling Green's Ronnie Moore ran around the right end for a 10-yard TD, cutting the lead to 13-10 with 9:32 left in the half.

Toledo regained the lead with a seven-play, 52-yard drive that featured the rushing of Hunt and Macon. Both had runs of 17 yards, while Macon took it the final seven yards to make it a 27-20 game with 10:45 to play.



SCORING RECAP

	1	2	3	4	F
Bowling Green	3	7	3	7	20
Toledo	6	7	7	7	27

1st Quarter

3:57 UT HUNT 2 yd run (DETMER kick blocked) 10-71/4:04
1:56 BG Tate 23 yd field goal 10-63/1:55

2nd Quarter

12:19 UT MACON 2 yd run (DETMER kick) 5-58/1:51
9:32 BG Moore 10 yd run (Tate kick) 2-13/0:21

3rd Quarter

4:36 UT HUNT 91 yd run (DETMER kick) 1-91/0:14
2:05 BG Tate 31 yd field goal 4-2/0:42

4th Quarter

13:17 BG Moore 17 yd pass from Callaway (Tate kick) 6-86/1:36
10:45 UT MACON 7 yd run (DETMER kick) 7-52/2:26

Attendance: 17,486

TEAM STATISTICS

	BG	TOLEDO
FIRST DOWNS	17	19
RUSHES-YARDS (NET)	38-104	53-325
PASSING YDS (NET)	167	63
Passes Comp-Att-Int	37-12-0	20-9-2
TOTAL OFF. PLAYS-YARDS	75-271	73-388
Fumble Returns-Yards	0-0	0-0
Punt Returns-Yards	0-0	2-8
Kickoff Returns-Yards	4-88	5-167
Interception Returns-Yards	2-81	0-0
Punts (Number-Avg)	8-37.0	6-37.0
Fumbles-Lost	0-0	1-1
Penalties-Yards	9-61	8-59
Possession Time	25:39	34:21
Third-Down Conversions	6 of 18	6 of 14
Fourth-Down Conversions	0 of 3	0 of 1
Red-Zone Scores-Chances	4-4	3-4
Sacks By: Number-Yards	3-22	4-23

Individual Statistics

RUSHING: **Bowling Green**-Moore, Ronnie 12-64; Givens, Andre 19-55; Knapke, James 2-0; Callaway, Cody 5-minus 15. **TOLEDO**-HUNT, Kareem 30-265; MACON, Dwight 8-30; SWANSON, Terry 6-14; Wilcher, Kishon 1-5; TEAM 1-minus 1; WOODSIDE, Logan 4-minus 10.

PASSING: **Bowling Green**-Knapke, James 7-24-0-71; Callaway, Cody 5-13-0-96. **TOLEDO**-WOODSIDE, Logan 8-18-2-53; MACON, Dwight 1-2-0-10.

RECEIVING: **Bowling Green**-Dieter, Gehrig 5-68; Moore, Ronnie 3-46; Lewis, Roger 2-16; Burbring, Ryan 1-30; Givens, Andre 1-7. **TOLEDO**-RUSSELL, Alonzo 2-19; JONES, Corey 2-14; OLACK, Justin 1-9; WILCHER, Kishon 1-8; THOMPSON, Cody 1-8; HUNT, Kareem 1-8; SWANSON, Terry 1-minus 3.

2014 GAME REVIEWS

Toledo 52, Eastern Michigan 16

November 28, 2014

Rynearson Stadium, Ypsilanti, MI

Ypsilanti, MI - **Logan Woodside** threw for 323 yards and a career-high five touchdowns as Toledo cruised to a 52-16 victory over Eastern Michigan. With the victory, Toledo (8-4, 7-1 MAC) earned a co-West Division championship, sharing the crown with Northern Illinois. Woodside, who completed 14-of-18 passes, threw scoring passes to five different receivers. Four of his scoring throws came in the first half, which gave Toledo a 42-9 edge at the break. **Kareem Hunt** rushed for 110 yards and a TD on 22 carries, moving his streak of games with 100 or more yards to 10.

The Rocket D got off to a great start when Christian Dukes picked off a Reginald Bell pass at EMU's 42-yard line on the first drive of the game. Two plays later, Jones took a sideline screen pass from Woodside 41 yards for the score. Following an EMU three-and-out, **Dwight Macon** returned a short punt 23 yards to the Eagles' 48-yard line. Woodside hit **Justin Olack** on the drive's second play across the middle for a 22-yard score. Woodside struck again late in the first quarter, hitting **Kishon Wilcher** over the middle for an 89-yard TD to put UT ahead, 21-0, with 1:28 left in the first quarter. It was a career-long pass for both Woodside and Wilcher.

EMU scored its first points early in the second quarter on a 10-yard TD pass from Bell to Kris Strange but missed the extra point. Toledo extended the lead to 28-6 with 5:53 left in the first half on a one-yard run by Hunt. Sophomore Damion Jones-Moore took it 28 yards to give Toledo a 29-point lead, 35-6. Toledo wasn't finished, as Woodside hit **Alonzo Russell** for a 59-yard TD with 1:18 remaining. Toledo padded its lead to 45-9 on its first possession of the second half on **Jeremiah Detmer's** 21-yard field goal. The Rockets' final score came when Woodside threw an 11-yard touchdown pass to **Michael Roberts** with 0:29 left in the third quarter.



SCORING RECAP

	1	2	3	4	F
Toledo	21	21	10	0	52
Eastern Michigan	0	9	7	0	16

1st Quarter

13:21 UT JONES 41 yd pass from WOODSIDE (DETMER kick) 2-42/0:31
 10:56 UT OLACK 22 yd pass from WOODSIDE (DETMER kick) 2-32/0:26
 1:28 UT WILCHER 89 yd pass from WOODSIDE (DETMER kick) 2-92/0:42

2nd Quarter

13:41 EMU Strange 10 yd pass from Bell (Mulder kick failed) 7-80/2:40
 5:53 UT HUNT 1 yd run (DETMER kick) 4-8/2:10
 4:26 UT JONES 28 yd run (DETMER kick) 3-50/0:54
 1:18 UT RUSSELL 59 yd pass from WOODSIDE (DETMER kick) 5-70/1:33
 0:00 EMU Mulder 42 yd field goal 4-60/1:09

3rd Quarter

8:32 UT DETMER 21 yd field goal 14-71/6:28
 4:45 EMU Brumfield 34 yd pass from Bell (Mulder kick) 7-65/3:40
 0:29 UT ROBERTS 11 yd pass from WOODSIDE (DETMER kick) 9-79/4:10

4th Quarter

No scoring.

Attendance: 15,226.

TEAM STATISTICS

FIRST DOWNS

RUSHES-YARDS (NET)

PASSING YDS (NET)

Passes Comp-Att-Int

TOTAL OFF. PLAYS-YARDS

Fumble Returns-Yards

Punt Returns-Yards

Kickoff Returns-Yards

Interception Returns-Yards

Punts (Number-Avg)

Fumbles-Lost

Penalties-Yards

Possession Time

Third-Down Conversions

Fourth-Down Conversions

Red-Zone Scores-Chances

Sacks By: Number-Yards

TOLEDO

23	12
47-172	34-96
341	119
16-20-0	8-23-2
67-513	57-215
0-0	0-0
4-63	1-0
2-41	6-74
2-2	0-0
4-37.8	9-38.2
1-0	1-0
7-63	2-14
32:18	27:42
4 of 11	4 of 15
1 of 1	0 of 0
3-3	1-1
3-22	2-26

EMU

Individual Statistics

RUSHING: TOLEDO-HUNT, Kareem 22-110; JONES-MOORE, Damion 6-49; PRINGLE, Ricky 7-30; SWANSON, Terry 2-16; MACON, Dwight 2-3; WILCHER, Kishon 1-1; ROSENBAUER, Zac 1-0; TEAM 3-minus 6; JULIAN, Michael 2-minus 11; WOODSIDE, Logan 1-minus 20. **Eastern Michigan**-Hill, Bronson 6-50; Jackson, Darius 5-33; Brumfield, Ryan 11-20; Bell, Reginald 12-minus 7.

PASSING: TOLEDO-WOODSIDE, Logan 14-18-0-323; JULIAN, Michael 2-2-0-18. **Eastern Michigan**-Bell, Reginald 8-23-2-119.

RECEIVING: TOLEDO-JONES, Corey 4-54; MACON, Dwight 3-40; RUSSELL, Alonzo 2-93; ROGERS, Zach 2-18; ROBERTS, Michael 2-15; WILCHER, Kishon 1-89; OLACK, Justin 1-22; ZMOLIK, Alex 1-10. **Eastern Michigan**-Strange, Kris 2-55; Russell, Tyreese 2-17; Brumfield, Ryan 1-34; Jackson, Darius 1-9; Gardner, Cole 1-3; Creel, Dustin 1-1.

2014 GAME REVIEWS

Toledo 63, Arkansas State 44

January 4, 2015


Ladd-Peebles Stadium, Mobile, AL

Mobile, AL – Sophomore running back **Kareem Hunt** rushed for a career-high 271 yards and a bowl-record five touchdowns to propel the Toledo Rockets to a 63-44 victory over Arkansas State at the GoDaddy Bowl. Hunt set the bowl record for rushing yards and his five TDs ties the Toledo record for touchdowns, and ties the all-time bowl record for rushing touchdowns. **Logan Woodside** completed 21-of-27 passes for 176 yards and one touchdown. **Damion Jones-Moore** added 103 yards and two touchdowns on 15 carries.

Toledo led at halftime, 35-17, as Hunt ran for three first-half scores and the defense tallied two. On the game's very first play from scrimmage, sophomore **Treyvon Hester** knocked the ball loose from ASU quarterback Fredi Knighten and was recovered by **Trent Voss**, making the score 7-0 just 10 seconds into the contest. Toledo's defense scored for the second time in the game with 34 seconds left in the first half.

Hunt added another rushing score, this time from six yards out with 8:15 left in the third quarter. ASU came back with two touchdowns to trim the lead to 42-31. Hunt countered with his fifth and final touchdown, a one-yarder with 11:46 left in the game. But the Red Wolves would not quit, as Knighten hit Mays again for 27-yard TD just a minute later.

Toledo clinched the game on a 10-yard TD run from sophomore Damion Jones-Moore with 6:33 left that gave UT a 56-38 margin. Jones-Moore then put the exclamation point on the game with a 29-yard score with 1:02 left.



SCORING RECAP

	1	2	3	4	F
Toledo	21	14	7	21	63
Arkansas State	14	3	14	13	44

1st Quarter

14:50 UT VOSS, Trent 0 yd. fumble recovery (DETMER kick)
 13:30 ASU Mays, Booker 44 yd pass from Knighten, Fredi (Logan kick)
 5-75/1:20
 5:04 UT HUNT, Kareem 4 yd run (DETMER kick) 12-88/4:35
 2:36 UT HUNT, Kareem 44 yd run (DETMER kick) 3-70/1:16
 1:25 ASU Houston, Tres 66 yd pass from Knighten, Fredi (Logan kick)
 3-82/1:05

2nd Quarter

7:13 ASU Logan, Spry 31 yd field goal 8-42/3:29
 2:28 UT HUNT, Kareem 29 yd run (DETMER kick) 13-75/4:45
 00:34 UT Covington, A. 67 yd fumble recovery (DETMER kick)

3rd Quarter

8:15 UT HUNT, Kareem 6 yd run (DETMER kick) 8-69/3:21
 4:40 ASU Mays, Booker 55 yd pass from Knighten, Fredi (Logan kick)
 8-83/3:29
 2:06 ASU Hunter, Money 94 yd interception return (Logan kick)

4th Quarter

11:46 UT HUNT, Kareem 1 yd run (DETMER kick) 11-75/5:20
 10:08 ASU Mays, Booker 27 yd pass from Knighten, Fredi (Logan kick)
 5-49/1:27
 6:33 UT JONES-MOORE, D. 10 yd run (DETMER kick) 6-70/3:35
 2:17 ASU Griswold, D. 3 yd pass from Knighten, Fredi (Knighten, Fredi pass failed) 14-75/4:16
 1:02 UT JONES-MOORE, D. 29 yd run (DETMER kick) 4-52/1:15

Attendance: 15,226.

TEAM STATISTICS

	TOLEDO	ASU
FIRST DOWNS	30	20
RUSHES-YARDS (NET)	53-365	32-65
PASSING YDS (NET)	176	403
Passes Comp-Att-Int	21-27-1	23-31-0
TOTAL OFF. PLAYS-YARDS	80-541	63-468
Fumble Returns-Yards-TD	1-67-1	0-0-0
Punt Returns-Yards	1-1	1-9
Kickoff Returns-Yards	2-12	6-135
Interception Returns-Yards-TD	0-0-0	1-94-1
Punts (Number-Avg)	4-36.2	4-40.0
Fumbles-Lost	2-0	2-2
Penalties-Yards	5-45	5-41
Possession Time	35:17	24:43
Third-Down Conversions	8 of 15	4 of 12
Fourth-Down Conversions	1 of 1	2 of 2
Red-Zone Scores-Chances	4-5	2-2
Sacks By: Number-Yards	2-13	1-7

Individual Statistics

RUSHING: TOLEDO-HUNT, Kareem 35-275; JONES-MOORE, Damion 15-107; OLACK, Justin 1-1; WOODSIDE, Logan 5-4. **Arkansas State**-Gordon, Michael 10-43; White, Johnston 5-21; McKissic, J.D. 1-9; Knighten, Fredi 16-48.

PASSING: TOLEDO-WOODSIDE, Logan 21-27-1-176. **Arkansas State**-Knighten, Fredi 23-31-0-403.

RECEIVING: TOLEDO-ZMOLIK, Alex 6-47; WILCHER, Kishon 5-23; RUSSELL, Alonzo 4-49; JONES, Corey 2-30; JONES-MOORE, D. 2-11; OLACK, Justin 1-21; HUNT, Kareem 1-(-5). **Arkansas State**-McKissic, J.D. 7-99; Mays, Booker 5-138; Houston, Tres 2-78; Mack, Blake 2-36; Trosin, Tyler 2-23; Gordon, Michael 2-11; Griswold, D. 2-9; Rains, Kenneth 1-9.

2014 RESULTS/TEAM STATISTICS

2014 TOLEDO FOOTBALL RESULTS

Record: 9-4 MAC: 7-1 Home: 5-1 Away: 3-3 Neutral: 1-0

Date	Opponent	Result	Attendance	Record
Aug. 30	New Hampshire (ESPN3)	W, 54-20	20,184	1-0
Sept. 6	Missouri (ESPN)	L, 49-24	24,196	1-1
Sept. 12	at Cincinnati (ESPNU)	L, 58-34	31,912	1-2
Sept. 20	Ball State * (ESPN3)	W, 34-23	17,229	2-2
Sept. 27	C. Michigan * (ESPN3)	W, 42-28	18,087	3-2
Oct. 4	at W. Michigan * (ESPN3)	W, 20-19	11,493	4-2
Oct. 11	at Iowa State (Mediacom Cable)	L, 37-30	52,281	4-3
Oct. 25	UMass * (HC) (ESPN3)	W, 42-35	20,104	5-3
Nov. 4	at Kent State * (ESPNU)	W, 30-20	7,471	6-3
Nov. 11	at N. Illinois * (ESPN2)	L, 27-24	8,462	6-4
Nov. 19	Bowling Green * (ESPN2)	W, 27-20	17,486	7-4
Nov. 28	at E. Michigan * (ESPN3)	W, 52-16	15,226	8-4
Jan. 4	Arkansas State @	W, 63-44	36,811	9-4

HOME GAMES IN BOLD

* Mid-American Conference Game

@ GoDaddy Bowl, Mobile, AL

TOLEDO TEAM GAME-BY-GAME

Date	Opponent	---RUSHING---				--RECEIVING--				-----PASSING-----				--KICK RET--				--PUNT RET--				tot off		
		No.	Yds	TD	Lg	No.	Yds	TD	Lg	Cmp	Att	Int	Yds	TD	Lg	No.	Yds	TD	Lg	No.	Yds		TD	Lg
08/30/14	New Hampshire.....	45	306	3	42	25	360	4	64	25-	35-	0	360	4	64	2	34	0	17	1	0	0	0	666
09/06/14	Missouri.....	32	154	3	45	23	256	0	25	23-	44-	1	256	0	25	4	92	0	30	1	0	0	0	410
09/12/14	at Cincinnati.....	39	240	1	29	28	323	3	54	28-	43-	0	323	3	54	7	150	0	35	1	21	0	21	563
09/20/14	Ball State.....	47	318	4	43	13	152	1	35	13-	22-	1	152	1	35	4	76	0	28	2	66	0	35	470
09/27/14	Central Michigan.....	38	204	3	41	23	339	2	41	23-	34-	1	339	2	41	5	124	0	39	2	-3	0	0	543
10/04/14	at WESTERN MICHIGAN....	36	234	1	48	13	210	1	33	13-	27-	1	210	1	33	2	58	0	32	4	33	0	41	444
10/11/14	at Iowa State.....	41	236	2	34	22	189	1	50	22-	36-	0	189	1	50	6	102	0	32	1	-4	0	0	425
10/25/14	UMass.....	49	295	3	36	20	225	3	42	20-	34-	2	225	3	42	3	44	0	16	1	-13	0	0	520
11/04/14	at Kent State.....	47	221	0	43	18	201	3	32	18-	32-	0	201	3	32	1	16	0	16	1	-3	0	0	422
11/11/14	at N. Illinois.....	49	263	2	23	12	209	1	69	12-	23-	0	209	1	69	3	41	0	20	4	2	0	2	472
11/19/14	Bowling Green.....	53	325	4	91	9	63	0	13	9-	20-	2	63	0	13	2	12	0	11	2	8	0	8	388
11/28/14	at Eastern Michigan....	47	172	2	28	16	341	5	89	16-	20-	0	341	5	89	2	41	0	21	4	63	0	50	513
01/04/15	Arkansas State.....	53	365	7	44	21	176	0	23	21-	27-	1	176	0	23	2	12	0	11	1	-1	0	0	541
Totals.....		576	3333	35	91	243	3044	24	89	243-	397-	9	3044	24	89	46	957	0	77	25	169	0	50	6377
Opponent.....		431	1511	13	65	293	3792	37	76	293-	481-	10	3792	37	76	47	888	0	37	8	59	0	34	5303

Date	Opponent	-----TACKLES-----			-SACKS-		-FUMBLE-		Pass Blkd			-Kicks--XPTS-				Saf	Pts
		Solo	Ast	Total	TFL-Yds	No-Yds	FF	FR-Yds	Int-Yds	QBH	Brk	Kick	Att	Mad	Run		
08/30/14	New Hampshire.....	45	34	79	2.0-7	0.0-0	0 0-0	0-0	1	5	0	2-2	0	0	0	20	
09/06/13	Missouri.....	33	44	77	5.0-35	3.0-31	2 1-0	1-38	5	4	1	7-7	0	0	0	49	
09/12/14	at Cincinnati.....	43	54	97	3.0-22	3.0-22	1 1-5	0-0	2	4	0	7-8	0	0	0	58	
09/20/14	Ball State.....	44	30	74	2.0-6	0.0-0	1 1-5	0-0	1	2	0	2-2	0	0	0	23	
09/27/14	Central Michigan.....	30	34	64	4.0-17	2.0-11	1 1-0	1-11	3	4	0	4-4	0	1	0	42	
10/04/14	at WESTERN MICHIGAN....	47	30	77	6.0-17	4.0-13	0 0-0	0-0	1	3	1	2-2	0	0	0	20	
10/11/14	at Iowa State.....	51	34	85	7.0-37	2.0-15	0 0-0	0-0	4	2	0	3-3	0	0	0	30	
10/25/14	UMASS.....	37	16	53	5.0-24	1.0-7	1 0-0	2-37	7	8	0	6-6	0	0	0	42	
11/04/14	at Kent State.....	27	14	41	4.0-14	1.0-1	0 1-0	2-17	3	4	0	3-3	0	0	0	30	
11/11/14	at Northern Illinois..	52	8	60	9.0-25	1.0-7	0 0-0	0-0	0	3	0	3-3	0	0	0	24	
11/19/14	BOWLING GREEN.....	39	24	63	7.0-36	4.0-23	0 0-0	0-0	2	5	0	3-4	0	0	0	27	
11/28/14	at Eastern Michigan....	27	32	59	7.0-33	3.0-22	1 0-0	2-2	7	1	0	7-7	0	0	0	52	
01/04/15	vs Arkansas State.....	42	24	66	10.0-41	2.0-13	2 2-67	0-0	1	3	0	9-9	0	0	0	63	
TOLEDO.....		517	378	895	71.0-314	26.0-165	9 7-77	8-105	37	48	2	55-60	0	0	0	480	
Opponent.....		551	476	1027	53.0-239	16.0-127	10 8-5	9-242	21	44	3	43-47	0	1	0	396	

2014 TEAM STATISTICS

TEAM STATISTICS	TOLEDO	OPP				
SCORING.....	476	396				
Points Per Game.....	36.6	30.5				
FIRST DOWNS.....	321	283				
Rushing.....	162	88				
Passing.....	137	173				
Penalty.....	22	22				
RUSHING YARDAGE.....	3333	1511				
Yards gained rushing.....	3606	1865				
Yards lost rushing.....	273	354				
Rushing Attempts.....	576	431				
Average Per Rush.....	5.8	3.5				
Average Per Game.....	256.4	116.2				
TDs Rushing.....	35	13				
PASSING YARDAGE.....	3044	3792				
Comp-Att-Int.....	243-397-9	293-481-10				
Average Per Pass.....	7.7	7.9				
Average Per Catch.....	12.5	12.9				
Average Per Game.....	234.2	291.7				
TDs Passing.....	24	37				
TOTAL OFFENSE.....	6377	5303				
Total Plays.....	973	912				
Average Per Play.....	6.6	5.8				
Average Per Game.....	490.5	407.9				
KICK RETURNS: #-Yards.....	46-957	47-888				
PUNT RETURNS: #-Yards.....	25-169	8-59				
INT RETURNS: #-Yards.....	10-93	9-242				
KICK RETURN AVERAGE.....	20.8	18.9				
PUNT RETURN AVERAGE.....	6.8	7.4				
INT RETURN AVERAGE.....	9.3	26.9				
FUMBLES-LOST.....	22-8	10-4				
PENALTIES-Yards.....	78-669	63-547				
Average Per Game.....	51.5	42.1				
PUNTS-Yards.....	53-1966	68-2697				
Average Per Punt.....	37.1	39.7				
Net punt average.....	36.0	36.0				
KICKOFFS-Yards.....	86-5249	76-4581				
Average Per Kick.....	61.0	60.3				
Net kick average.....	40.0	39.1				
TIME OF POSSESSION/Game.....	31:28	28:32				
3RD-DOWN Conversions.....	86/187	82/190				
3rd-Down Pct.....	46%	43%				
4TH-DOWN Conversions.....	9/14	10/16				
4th-Down Pct.....	64%	62%				
SACKS BY-Yards.....	29-175	17-136				
MISC YARDS.....	10	2				
TOUCHDOWNS SCORED.....	61	51				
FIELD GOALS-ATTEMPTS.....	17-22	15-19				
ON-SIDE KICKS.....	1-3	0-1				
RED-ZONE SCORES.....	(55-62) 89%	(47-53) 89%				
RED-ZONE TOUCHDOWNS.....	(40-62) 65%	(34-53) 64%				
PAT-ATTEMPTS.....	(57-60) 95%	(43-47) 91%				
ATTENDANCE.....	117286	126845				
Games/Avg Per Game.....	6/19548	6/21141				
Neutral Site Games.....		1/36811				
SCORE BY QUARTERS	1st	2nd	3rd	4th	OT	Total
-----	-----	-----	-----	-----	-----	-----
Toledo.....	103	117	142	107	7	476

2014 RED ZONE/CONVERSION STATISTICS

TOLEDO RED ZONE STATISTICS

Date	Opponent	Score	Times	Times	Total	Rush	Pass	FGs	--- Failed to score inside RZ ---						
			In RZ	Scored	Pts				TDs	TDs	Made	FGA	Downs	Int	Fumb
08/30/14	New Hampshire.....	W 54-20	7	7	40	5	3	2	2	0	0	0	0	0	0
09/06/14	#24 Missouri.....	L 24-49	4	3	17	2	2	0	1	1	0	0	0	0	0
09/12/14	at Cincinnati.....	L 34-58	6	4	20	2	1	1	2	2	0	0	0	0	0
09/20/14	Ball State.....	W 34-23	5	4	27	4	4	0	0	0	0	0	0	1	0
09/27/14	Central Michigan.....	W 42-28	7	7	42	5	3	2	2	0	0	0	0	0	0
10/04/14	at Western Michigan....	W 20-19	4	3	13	1	1	0	2	0	0	0	1	0	0
10/11/14	at Iowa State.....	L 30-37	5	5	27	3	2	1	2	0	0	0	0	0	0
10/25/14	UMass.....	W 42-35	4	4	28	4	2	2	0	0	0	0	0	0	0
11/04/14	at Kent State.....	W 30-20	5	5	27	3	0	3	2	0	0	0	0	0	0
11/11/14	at Northern Illinois...L	24-27	3	3	17	2	2	0	1	0	0	0	0	0	0
11/19/14	Bowling Green.....	W 27-20	4	3	20	3	3	0	0	1	0	0	0	0	0
11/28/14	at Eastern Michigan....	W 52-16	3	3	17	2	1	1	1	0	0	0	0	0	0
01/04/15	vs Arkansas State.....	W 63-44	5	4	28	4	4	0	0	0	0	1	0	0	0
Totals			62	55	323	40	28	12	15	4	0	1	1	1	0
55 of 62 (88.7%)															

OPPONENT RED ZONE STATISTICS

Date	Opponent	Score	Times	Times	Total	Rush	Pass	FGs	---- Failed to score inside RZ ----						
			In RZ	Scored	Pts				TDs	TDs	Made	FGA	Downs	Int	Fumb
08/30/14	New Hampshire.....	W 54-20	3	2	13	2	1	1	0	0	0	1	0	0	0
09/06/14	#24 Missouri.....	L 24-49	6	6	42	6	2	4	0	0	0	0	0	0	0
09/12/14	at Cincinnati.....	L 34-58	7	7	45	6	2	4	1	0	0	0	0	0	0
09/20/14	Ball State.....	W 34-23	4	3	13	1	0	1	2	1	0	0	0	0	0
09/27/14	Central Michigan.....	W 42-28	5	4	28	4	2	2	0	0	0	0	1	0	0
10/04/14	at Western Michigan....	W 20-19	5	3	13	1	1	0	2	2	0	0	0	0	0
10/11/14	at Iowa State.....	L 30-37	7	7	37	4	1	3	3	0	0	0	0	0	0
10/25/14	UMass.....	W 42-35	3	2	13	2	0	2	0	0	1	0	0	0	0
11/04/14	at Kent State.....	W 30-20	2	2	13	2	0	2	0	0	0	0	0	0	0
11/11/14	at Northern Illinois...L	24-27	4	4	20	2	2	0	2	2	0	0	0	0	0
11/19/14	Bowling Green.....	W 27-20	4	4	20	2	1	1	2	0	0	0	0	0	0
11/28/14	at Eastern Michigan....	W 52-16	1	1	6	1	0	1	0	0	0	0	0	0	0
01/04/15	vs Arkansas State.....	W 63-44	2	2	9	1	0	1	1	0	0	0	0	0	0

TOLEDO/OPPONENT COMPARISONS

Opponent	3rd Down		4th Down		Time of Possession		TOP	Avg Yds/Rush	Avg Yds/Pass	Avg Yds/Play	Punting		----PENALTIES----	
	Conversions	Atts	Conversions	Atts	Team	Opponent	Margin				Number	Avg	No-Yds	Penalties
NEW HAMPSHIRE.....	9-13	/ 10-17	0-0	/ 0-1	28:55	/ 31:05	-2:10	6.8/1.2	10.3/7.5	8.3/4.9	2-37.5	/ 6-39.7	3-37	/ 7-38
#24 MISSOURI.....	6-18	/ 9-17	0-0	/ 0-0	26:15	/ 33:45	-7:30	4.8/3.8	5.8/9.8	5.4/6.3	9-42.1	/ 6-41.2	9-60	/ 2-25
Cincinnati.....	8-17	/ 7-12	1-2	/ 0-0	35:12	/ 24:48	10:24	6.2/4.9	7.5/10.4	6.9/8.1	2-30.0	/ 4-38.2	7-65	/ 2-30
BALL STATE.....	8-14	/ 8-16	2-2	/ 1-1	30:38	/ 29:22	1:16	6.8/4.2	6.9/6.5	6.8/5.1	2-41.5	/ 3-49.7	4-37	/ 4-40
CENTRAL MICHIGAN....	5-10	/ 4-8	1-1	/ 0-0	32:18	/ 27:42	4:36	5.4/3.7	10.0/9.4	7.5/6.8	1-39.0	/ 3-52.7	6-47	/ 3-35
Western Michigan....	3-12	/ 6-16	1-1	/ 0-0	22:14	/ 37:46	-15:32	6.5/1.9	7.8/10.2	7.0/6.4	6-28.5	/ 6-41.0	4-26	/ 3-30
Iowa State.....	8-16	/ 12-17	1-1	/ 0-0	29:52	/ 30:08	-0:16	5.8/3.0	5.2/6.6	5.5/5.2	3-42.7	/ 2-35.0	6-56	/ 5-50
UMASS.....	9-16	/ 6-15	1-1	/ 4-5	34:01	/ 25:59	8:02	6.0/2.6	6.6/7.7	6.3/6.4	4-35.8	/ 3-38.0	9-81	/ 9-75
Kent State.....	8-16	/ 3-12	0-1	/ 2-2	37:15	/ 22:45	14:30	4.7/9.0	6.3/4.0	5.3/5.6	3-48.7	/ 6-40.2	7-73	/ 7-74
Northern Illinois....	4-15	/ 3-15	0-2	/ 1-2	30:23	/ 29:37	0:46	5.4/4.9	9.1/8.6	6.6/6.1	7-32.0	/ 8-35.1	3-20	/ 5-34
BOWLING GREEN.....	6-14	/ 6-18	0-1	/ 0-3	34:21	/ 25:39	8:42	6.1/2.7	3.2/4.5	5.3/3.6	6-37.0	/ 8-37.0	8-59	/ 9-61
Eastern Michigan....	4-11	/ 4-15	1-1	/ 0-0	32:18	/ 27:42	4:36	3.7/2.8	17.0/5.2	7.7/3.8	4-37.8	/ 9-38.2	7-63	/ 2-14
Arkansas State.....	8-15	/ 4-12	1-1	/ 2-2	35:17	/ 24:43	10:34	6.9/2.0	6.5/13.0	6.8/7.4	4-36.2	/ 4-40.0	5-45	/ 5-41
Totals.....	86-187	/ 82-190	9-14	/ 10-16	408:59	/ 371:01	37:58	5.8/3.5	7.7/7.9	6.6/5.8	53-37.1	/ 68-39.7	78-669	/ 63-547

Note: Game totals are displayed in the format TEAM/OPPONENT for each category

2014 INDIVIDUAL STATISTICS

RUSHING										
	GP	Att	Gain	Loss	Net	Avg	TD	Long	Av/G	
HUNT, Kareem	10	205	1650	19	1631	8.0	16	91	163.1	
SWANSON, Terry	12	113	741	9	732	6.5	6	48	61.0	
JONES-MOORE, D.	12	80	471	11	460	5.8	6	42	38.3	
REMY, Marc	12	42	225	6	219	5.2	0	22	18.2	
MACON, Dwight	12	28	156	26	130	4.6	4	23	10.8	
JONES, Corey	13	8	88	0	88	11.0	0	29	6.8	
WOODSIDE, Logan	12	52	168	90	78	1.5	3	14	6.5	
PRINGLE, Ricky	10	7	30	0	30	4.3	0	11	3.0	
ELY, Phillip	2	10	43	36	7	0.7	0	18	3.5	
WILCHER, Kishon	13	2	6	0	6	3.0	0	5	0.5	
ROSENBAUER, Zac	13	2	2	0	2	1.0	0	2	0.2	
OLACK, Justin	13	1	1	0	1	1.0	0	1	0.1	
JULIAN, Michael	6	14	25	36	-11	-0.8	0	8	-1.8	
TEAM	9	11	0	16	-16	-1.5	0	0	-1.8	
ELLIS, Nick	13	1	0	24	-24	-24.0	0	0	-1.8	
Total.....	13	576	3606	273	3333	5.8	35	91	256.4	
Opponents.....	13	431	1865	354	1511	3.5	13	65	116.2	

PASSING										
	GP	Effic	Cmp	Att	Int	Pct	Yds	TD	Lng	Avg/G
WOODSIDE, Logan	12	142.5	185	296	8	62.5	2263	19	89	188.6
ELY, Phillip	2	143.6	41	68	1	60.3	541	4	64	270.5
JULIAN, Michael	6	81.9	8	19	0	42.1	90	0	39	15.0
MACON, Dwight	12	177.9	9	14	0	64.3	150	1	69	12.5
Total.....	13	141.0	243	397	9	61.2	3044	24	89	234.2
Opponents.....	13	148.4	293	481	10	60.9	3792	37	76	291.7

RECEIVING							
	GP	No.	Yds	Avg	TD	Long	Avg/G
JONES, Corey	13	68	842	12.4	5	69	64.8
RUSSELL, Alonzo	13	51	770	15.1	8	59	59.2
OLACK, Justin	13	20	308	15.4	4	42	23.7
WILCHER, Kishon	13	19	275	14.5	2	89	21.2
MACON, Dwight	12	18	172	9.6	1	20	14.3
ZMOLIK, Alex	12	16	204	12.8	0	29	17.0
SWANSON, Terry	12	12	153	12.8	1	40	12.8
JONES-MOORE, D.	12	9	70	7.8	0	21	5.8
HUNT, Kareem	10	9	39	4.3	0	10	3.9
REMY, Marc	12	6	46	7.7	1	16	3.8
ROGERS, Zach	8	5	42	8.4	0	11	5.2
ROBERTS, M.	9	4	65	16.2	2	36	7.2
THOMPSON, Cody	13	4	34	8.5	0	15	2.6
YOUSEY, Zach	11	1	23	23.0	0	23	2.1
JOHNSON, Jon'Vea	1	1	1	1.0	0	1	1.0
Total.....	13	243	3044	12.5	24	89	234.2
Opponents.....	13	293	3792	12.9	37	76	291.7

SCORING										
	TD	FGs	Kick	Rush	Rcv	Pass	DXP	Saf	Points	
DETMER, Jeremiah	0	17-22	57-59	0-0	0	0-0	0	0	108	
HUNT, Kareem	16	0-0	0-0	0-0	0	0-0	0	0	96	
RUSSELL, Alonzo	8	0-0	0-0	0-0	0	0-0	0	0	48	
SWANSON, Terry	7	0-0	0-0	0-0	0	0-0	0	0	42	
JONES-MOORE, D.	6	0-0	0-0	0-0	1	0-0	0	0	38	
MACON, Dwight	5	0-0	0-0	0-0	0	0-0	0	0	30	
JONES, Corey	5	0-0	0-0	0-0	0	0-0	0	0	30	
OLACK, Justin	4	0-0	0-0	0-0	0	0-0	0	0	24	
WOODSIDE, Logan	3	0-0	0-0	0-0	0	1-1	0	0	18	
WILCHER, Kishon	2	0-0	0-0	0-0	0	0-0	0	0	12	
ROBERTS, M.	2	0-0	0-0	0-0	0	0-0	0	0	12	
REMY, Marc	1	0-0	0-0	0-0	0	0-0	0	0	6	
VOSS, Trent	1	0-0	0-0	0-0	0	0-0	0	0	6	
COVINGTON, A.	1	0-0	0-0	0-0	0	0-0	0	0	6	
TEAM	0	0-0	0-1	0-0	0	0-0	0	0	0	
Total.....	61	17-22	57-60	0-0	1	1-1	0	0	476	
Opponents.....	51	15-19	43-47	0-1	1	1-3	0	0	396	

FG SEQUENCE		Toledo	OPPONENTS
New Hampshire	(22), (27)	-	-
#24 Missouri	44, (40)	-	-
Cincinnati	28, (23), (36), 48	-	(34)
Ball State	-	(49), (45), (22), 34	-
Central Michigan	(32), (21)	-	-
Western Michigan	(25), (37)	-	27, (27), 29, (33)
Iowa State	(27), (29), (41)	-	(32), (36), (38)
UMass	-	-	43
Kent State	(26), (28), (45)	-	-
Northern Illinois	(21)	-	(37), (19)
Bowling Green	29	-	(23), (31)
Eastern Michigan	(21), 57	-	(42)
Arkansas State	-	-	(31)

PUNT RETURNS					
	No.	Yds	Avg	TD	Long
JONES, Corey	24	153	6.4	0	50
MACON, Dwight	1	16	16.0	0	16
Total.....	25	169	6.8	0	50
Opponents.....	8	59	7.4	0	34

INTERCEPTIONS					
	No.	Yds	Avg	TD	Long
HADEN, Jordan	3	50	16.7	0	23
WHITTAKER, Chaz	2	24	12.0	0	24
DUKES, Christian	2	2	1.0	0	2
VOSS, Trent	1	4	4.0	0	4
MATHIS, Trevon	1	13	13.0	0	13
JOHNSON, D.	1	0	0.0	0	0

KICK RETURNS					
	No.	Yds	Avg	TD	Long
WILCHER, Kishon	29	638	22.0	0	77
JONES, Corey	8	164	20.5	0	28
SWANSON, Terry	2	37	18.5	0	19
MACON, Dwight	2	39	19.5	0	20
WOODLEY, Ja'Wuan	2	30	15.0	0	28
RICHARDS, D.	1	21	21.0	0	21
JOHNSON, Jon'Vea	1	16	16.0	0	16
EBERT, Mike	1	12	12.0	0	12

FUMBLE RETURNS					
	No.	Yds	Avg	TD	Long
COVINGTON, A.	1	67	67.0	1	67
VOSS, Trent	0	0	0.0	1	0
Total.....	1	67	67.0	2	67
Opponents.....	1	5	5.0	0	5

TOTAL OFFENSE						
	G	Plays	Rush	Pass	Total	Avg/G
WOODSIDE, Logan	12	348	78	2263	2341	195.1
HUNT, Kareem	10	205	1631	0	1631	163.1
SWANSON, Terry	12	113	732	0	732	61.0
ELY, Phillip	2	78	7	541	548	274.0
JONES-MOORE, D.	12	80	460	0	460	38.3
MACON, Dwight	12	42	130	150	280	23.3
REMY, Marc	12	42	219	0	219	18.2
JONES, Corey	13	8	88	0	88	6.8
JULIAN, Michael	6	33	-11	90	79	13.2
PRINGLE, Ricky	10	7	30	0	30	3.0
WILCHER, Kishon	13	2	6	0	6	0.5
ROSENBAUER, Zac	13	2	2	0	2	0.2
OLACK, Justin	13	1	1	0	1	0.1
TEAM	9	11	-16	0	-16	-1.8
ELLIS, Nick	13	1	-24	0	-24	-1.8
Total.....	13	973	3333	3044	6377	490.5
Opponents.....	13	912	1511	3792	5303	407.9

FIELD GOALS									
	FGM-FGA	Pct	01-19	20-29	30-39	40-49	50-99	Lg	Blk
DETMER, Jeremiah	17-22	77.3	0-0	11-13	3-3	3-5	0-1	45	2

PUNTING									
	No.	Yds	Avg	Long	TB	FC	I20	50+	Blkd
ELLIS, Nick	52	1901	36.6	51	0	17	18	3	0
JULIAN, Michael	1	65	65.0	65	0	0	1	1	0

2014 DEFENSIVE STATISTICS

DEFENSIVE LEADERS	GP	-----Tackles-----			TFL-Yds	Sacks No-Yds	-----Pass Defense-----				--Fumbles--		Blkd Kick	Saf
		Solo	Ast	Total			Int-Yds	BU	PD	Qbh	Rcv-Yds	FF		
SYLVESTRE, J.	13	58	42	100	9.5-31	2.5-17	0-0	5	5	4	0-0	0	0	0
BUSH, Ray	13	43	39	82	8.5-31	3.5-21	0-0	5	5	2	0-0	0	0	0
VOSS, Trent	13	38	39	77	15.0-79	4.5-34	1-4	2	3	8	1-0	0	1	0
ROGERS, DeJuan	13	40	27	67	3.5-9	1.0-3	0-0	2	2	0	0-0	0	0	0
DUKES, Christian	13	47	15	62	1.0-1	1.0-1	2-2	10	12	0	1-0	0	0	0
WHITTAKER, Chaz	13	39	17	56	0-0	0-0	2-24	6	8	1	0-0	1	0	0
HESTER, Treyvon	13	22	27	49	9.5-35	2.0-13	0-0	1	1	10	1-0	2	0	0
HADEN, Jordan	10	32	14	46	1.0-1	0-0	3-50	4	7	1	0-0	0	0	0
JONES, Orion	13	15	18	33	10.0-48	6.0-30	0-0	0	0	2	0-0	0	0	0
COVINGTON, A.	13	11	18	29	4.0-23	1.0-8	0-0	2	2	8	1-67	0	0	0
MURDOCK, Chase	12	19	8	27	1.5-8	1.0-7	0-0	0	0	0	0-0	0	0	0
MARTIN, Jordan	10	19	7	26	4.0-22	1.0-10	0-0	4	4	1	0-0	1	0	0
MATHIS, Trevon	13	16	7	23	0-0	0-0	1-13	6	7	0	0-0	0	0	0
COLEMAN, Jaylen	13	7	16	23	0-0	0-0	0-0	0	0	1	0-0	0	0	0
JOHNSON, D.	13	14	8	22	1.0-7	0-0	1-0	0	1	0	0-0	1	0	0
QUINN, Zach	13	10	8	18	2.5-7	0-0	0-0	0	0	1	0-0	0	0	0
SWIFT, Connery	13	11	5	16	0-0	0-0	0-0	1	1	2	0-0	0	0	0
HAYNES, Juwan	13	10	5	15	0-0	0-0	0-0	2	2	0	0-0	0	0	0
GIBBS, Keenen	13	6	8	14	2.5-14	2.5-14	0-0	0	0	1	0-0	0	0	0
STEPEC, John	13	8	1	9	0-0	0-0	0-0	0	0	0	0-0	0	0	0
COLLINS, Chris	12	3	5	8	0-0	0-0	0-0	0	0	0	0-0	1	0	0
JAMES, Tre	10	3	5	8	3.0-15	2.0-14	0-0	0	0	0	0-0	0	0	0
KULON, Adam	7	4	3	7	0-0	0-0	0-0	0	0	0	0-0	0	0	0
WOODLEY, Ja'Wuan	10	1	4	5	0.5-2	0-0	0-0	0	0	0	0-0	0	0	0
THOMPSON, Cody	13	1	3	4	0-0	0-0	0-0	0	0	0	0-0	0	0	0
LINCH, Jack	11	2	2	4	0-0	0-0	0-0	0	0	0	0-0	0	0	0
DETMER, Jeremiah	13	4	0	4	0-0	0-0	0-0	0	0	0	0-0	0	0	0
FLETCHER, Drake	13	3	0	3	1.0-4	0-0	0-0	0	0	0	0-0	0	0	0
HIGH, Josh	11	1	2	3	0-0	0-0	0-0	0	0	0	0-0	0	0	0
MOORE, Marquise	2	1	2	3	0-0	0-0	0-0	0	0	0	0-0	0	0	0
CAVE, Victor	3	2	0	2	1.0-3	1.0-3	0-0	0	0	0	0-0	0	0	0
SPELMAN, Brad	13	2	0	2	0-0	0-0	0-0	0	0	0	0-0	0	0	0
NELSON, Chase	13	1	0	1	0-0	0-0	0-0	0	0	0	0-0	0	0	0
ZMOLIK, Alex	12	0	1	1	0-0	0-0	0-0	0	0	0	0-0	0	0	0
MYERS, Jeff	13	1	0	1	0-0	0-0	0-0	0	0	0	0-0	0	0	0
OLACK, Justin	13	1	0	1	0-0	0-0	0-0	1	1	0	0-0	0	0	0
HAMIDAH, Ayoub	3	1	0	1	0-0	0-0	0-0	0	0	1	0-0	0	0	0
FRAZIER, K.	3	1	0	1	0-0	0-0	0-0	0	0	0	0-0	0	0	0
HENDERSHOT, J.	13	1	0	1	0-0	0-0	0-0	0	0	0	0-0	0	0	0
WILCHER, Kishon	13	1	0	1	0-0	0-0	0-0	0	0	0	0-0	0	0	0
SWANSON, Terry	12	1	0	1	0-0	0-0	0-0	0	0	0	0-0	0	0	0
ELLIS, Nick	13	1	0	1	0-0	0-0	0-0	0	0	0	0-0	0	0	0
Total.....	13	501	356	857	79-340	29-175	10-93	51	61	43	4-67	6	1	0
Opponents.....	13	551	476	1027	53-239	17-136	9-242	44	53	21	8-5	10	3	0



Junior Sylvestre led the Rockets in tackles with an even 100.

2014 INDIVIDUAL STATISTICS

TOLEDO PASSING GAME-BY-GAME

#11 WOODSIDE, Logan	Att-Comp-Int	Pct	Yards	TD	Long	Sack-Yds	Effic
#24 Missouri.....	6-10-0	60.0	52	0	21	1-7	103.68
Cincinnati.....	27-40-0	67.5	322	3	54	2-15	159.87
Ball State.....	13-22-1	59.1	152	1	35	0-0	123.04
Central Michigan.....	23-34-1	67.6	339	2	41	0-0	164.93
Western Michigan.....	13-27-1	48.1	210	1	33	1-2	118.30
Iowa State.....	22-36-0	61.1	189	1	50	0-0	114.38
UMass.....	20-34-2	58.8	225	3	42	1-7	131.76
Kent State.....	16-25-0	64.0	202	3	32	0-0	171.47
Northern Illinois.....	2-5-0	40.0	20	0	14	0-0	73.60
Bowling Green.....	8-18-2	44.4	53	0	13	2-12	46.96
Eastern Michigan.....	14-18-0	77.8	323	5	89	1-13	320.18
Arkansas State.....	21-27-1	77.8	176	0	23	1-7	125.13
TOTALS.....	185-296-8	62.5	2263	19	89	9-63	142.50

#12 ELY, Phillip	Att-Comp-Int	Pct	Yards	TD	Long	Sack-Yds	Effic
New Hampshire.....	24-34-0	70.6	337	4	64	0-0	192.67
#24 Missouri.....	17-34-1	50.0	204	0	25	2-24	94.52
TOTALS.....	41-68-1	60.3	541	4	64	2-24	143.59

#17 MACON, Dwight	Att-Comp-Int	Pct	Yards	TD	Long	Sack-Yds	Effic
Cincinnati.....	0-1-0	0.0	0	0	0	0-0	0.00
Northern Illinois.....	8-11-0	72.7	140	1	69	2-10	209.64
Bowling Green.....	1-2-0	50.0	10	0	10	1-10	92.00
TOTALS.....	9-14-0	64.3	150	1	69	3-20	177.86

#5P JULIAN, Michael	Att-Comp-Int	Pct	Yards	TD	Long	Sack-Yds	Effic
New Hampshire.....	1-1-0	100.0	23	0	23	0-0	293.20
Cincinnati.....	1-2-0	50.0	1	0	1	1-7	54.20
Kent State.....	2-7-0	28.6	-1	0	6	0-0	27.37
Northern Illinois.....	2-7-0	28.6	49	0	39	1-9	87.37
Eastern Michigan.....	2-2-0	100.0	18	0	11	1-13	175.60
TOTALS.....	8-19-0	42.1	90	0	39	3-29	81.89

2014 INDIVIDUAL STATISTICS

TOLEDO RUSHING/RECEIVING GAME-BY-GAME

RUSHING	no-yds/td	unh	mu	cin	bsu	cmu	wmu	isu	umass	kent	niu	bgsu	emu	asu
HUNT, Kareem RB	205-1631/16	20-136/2	15-148/3	12-101/1	12-142/1	DNP	DNP	DNP	26-198/1	18-141/0	18-119/0	30-265/2	22-110/1	32-271/5
SWANSON, Terry RB	113-732/6	6-45/0	1-7/0	0-0/0	9-44/0	11-97/1	19-172/1	17-124/2	18-97/2	17-75/0	7-41/0	6-14/0	2-16/0	DNP
JONES-MOORE, D. RB	80-460/6	7-70/1	3-7/0	9-41/0	11-62/1	12-51/1	6-28/0	7-29/0	0-0/0	4-20/0	0-0/0	DNP	6-49/1	15-103/2
REMY, Marc RB	42-219/0	5-33/0	3-7/0	11-80/0	6-23/0	6-36/0	5-19/0	5-18/0	0-0/0	1-3/0	0-0/0	0-0/0	0-0/0	DNP
MACON, Dwight WR	28-130/4	0-0/0	0-0/0	0-0/0	0-0/0	0-0/0	DNP	0-0/0	0-0/0	0-0/0	18-97/2	8-30/2	2-3/0	0-0/0
JONES, Corey WR	8-88/0	0-0/0	0-0/0	2-36/0	1-5/0	0-0/0	0-0/0	2-25/0	0-0/0	0-0/0	0-0/0	3-22/0	0-0/0	0-0/0
WOODSIDE, Logan QB	52-78/3	DNP	4-1/0	4--11/0	7-43/2	6-20/1	6-15/0	9-42/0	4-1/0	2-7/0	0-0/0	4--10/0	1--20/0	5--10/0
PRINGLE, Ricky QB	7-30/0	0-0/0	DNP	0-0/0	0-0/0	0-0/0	0-0/0	0-0/0	DNP	0-0/0	DNP	0-0/0	7-30/0	0-0/0
ELY, Phillip QB	10-7/0	4-23/0	6--16/0	DNP	DNP	DNP	DNP	DNP	DNP	DNP	DNP	DNP	DNP	DNP
WILCHER, Kishon WR	2-6/0	0-0/0	0-0/0	0-0/0	0-0/0	0-0/0	0-0/0	0-0/0	0-0/0	0-0/0	0-0/0	0-0/0	1-5/0	1-1/0
ROSENBAUER, Zac FB	2-2/0	0-0/0	0-0/0	0-0/0	0-0/0	1-2/0	0-0/0	0-0/0	0-0/0	0-0/0	0-0/0	0-0/0	1-0/0	0-0/0
OLACK, Justin WR	1-1/0	0-0/0	0-0/0	0-0/0	0-0/0	0-0/0	0-0/0	0-0/0	0-0/0	0-0/0	0-0/0	0-0/0	0-0/0	1-1/0
JULIAN, Michael QB	14--11/0	2-0/0	0-0/0	1--7/0	DNP	DNP	DNP	DNP	DNP	3-1/0	6-6/0	DNP	2--11/0	DNP
TEAM	11--16/0	1--1/0	DNP	DNP	1--1/0	--2/0	DNP	1--2/0	1--1/0	1--2/0	DNP	1--1/0	3--6/0	0-0/0
ELLIS, Nick	1--24/0	0-0/0	0-0/0	0-0/0	0-0/0	0-0/0	0-0/0	0-0/0	0-0/0	1--24/0	0-0/0	0-0/0	0-0/0	0-0/0

RECEIVING	no-yds/td	unh	mu	cin	bsu	cmu	wmu	isu	umass	kent	niu	bgsu	emu	asu
JONES, Corey WR	68-842/5	4-78/1	4-19/0	11-93/1	4-17/0	8-106/0	5-104/0	12-118/0	5-67/1	3-40/0	4-102/1	2-14/0	4-54/1	2-30/0
RUSSELL, Alonzo WR	51-770/8	6-78/0	6-89/0	5-114/2	3-30/1	7-120/2	4-43/1	2-16/0	4-45/0	3-21/1	3-53/0	2-19/0	2-93/1	4-49/0
OLACK, Justin WR	20-308/4	3-24/2	0-0/0	5-64/0	3-71/0	1-20/0	0-0/0	0-0/0	0-0/0	2-44/1	3-33/0	1-9/0	1-22/1	1-21/0
WILCHER, Kishon WR	19-275/2	3-36/0	2-32/0	1-16/0	0-0/0	1-8/0	0-0/0	2-15/0	0-0/0	3-48/1	0-0/0	1-8/0	1-89/1	5-23/0
ZMOLIK, Alex TE	16-204/0	4-58/0	1-20/0	0-0/0	0-0/0	4-69/0	0-0/0	0-0/0	DNP	0-0/0	0-0/0	0-0/0	1-10/0	6-47/0
MACON, Dwight WR	18-172/1	1-13/0	3-37/0	1-5/0	2-18/0	0-0/0	DNP	1-8/0	5-42/1	2-9/0	0-0/0	0-0/0	3-40/0	0-0/0
SWANSON, Terry RB	12-153/1	1-40/1	0-0/0	0-0/0	0-0/0	0-0/0	3-54/0	3-22/0	2-20/0	2-20/0	0-0/0	1-3/0	0-0/0	DNP
JONES-MOORE, D. RB	9-70/0	2-10/0	1-21/0	2-13/0	0-0/0	0-0/0	1-9/0	0-0/0	0-0/0	1-6/0	0-0/0	DNP	0-0/0	2-11/0
ROBERTS, M. TE	4-65/2	DNP	DNP	DNP	DNP	0-0/0	0-0/0	0-0/0	2-50/1	0-0/0	0-0/0	0-0/0	2-15/1	0-0/0
REMY, Marc RB	6-46/1	0-0/0	1-8/0	1-11/0	1-16/0	1-1/0	0-0/0	2-10/1	0-0/0	0-0/0	0-0/0	0-0/0	0-0/0	DNP
ROGERS, Zach WR	5-42/0	0-0/0	2-18/0	1-6/0	0-0/0	0-0/0	0-0/0	0-0/0	DNP	DNP	DNP	DNP	2-18/0	DNP
HUNT, Kareem RB	9-39/0	0-0/0	3-12/0	0-0/0	0-0/0	DNP	DNP	DNP	1--4/0	2-13/0	1-15/0	1-8/0	0-0/0	1--5/0
THOMPSON, Cody WR	4-34/0	0-0/0	0-0/0	0-0/0	0-0/0	1-15/0	0-0/0	0-0/0	1-5/0	0-0/0	1-6/0	1-8/0	0-0/0	0-0/0
YOUSEY, Zach WR	1-23/0	1-23/0	0-0/0	0-0/0	0-0/0	0-0/0	0-0/0	0-0/0	0-0/0	0-0/0	DNP	DNP	0-0/0	0-0/0
JOHNSON, Jon'Vea WR	1-1/0	DNP	DNP	1-1/0	DNP	DNP	DNP	DNP	DNP	DNP	DNP	DNP	DNP	DNP

TOLEDO RETURN STATS GAME-BY-GAME

PUNT RETURNS	no-yds	unh	mu	cin	bsu	cmu	wmu	isu	umass	kent	niu	bgsu	emu	asu
JONES, Corey	24-153	1-0	1-0	1-21	2-66	2--3	4-33	1--4	1--13	1--3	4-2	2-8	3-47	1--1
MACON, Dwight	1-16	-	-	-	-	-	DNP	-	-	-	-	-	1-16	-

KICK RETURNS	no-yds	unh	mu	cin	bsu	cmu	wmu	isu	umass	kent	niu	bgsu	emu	asu
WILCHER, Kishon	29-638	-	3-73	3-62	-	4-103	2-58	6-102	3-44	1-16	-	3-127	2-41	2-12
JONES, Corey	8-164	2-34	-	2-54	4-76	-	-	-	-	-	-	-	-	-
MACON, Dwight	2-39	-	-	-	-	-	DNP	-	-	-	2-39	-	-	-
SWANSON, Terry	2-37	-	1-19	1-18	-	-	-	-	-	-	-	-	-	DNP
WOODLEY, Ja'Wuan	2-30	-	-	-	-	-	DNP	-	-	DNP	1-2	1-28	DNP	-
RICHARDS, D.	1-21	DNP	DNP	DNP	DNP	1-21	DNP	DNP	DNP	DNP	DNP	DNP	DNP	DNP
JOHNSON, Jon'Vea	1-16	DNP	DNP	1-16	DNP	DNP	DNP	DNP	DNP	DNP	DNP	DNP	DNP	DNP
EBERT, Mike	1-12	-	-	-	-	-	-	-	-	-	-	1-12	-	-

INT. RETURNS	no-yds	unh	mu	cin	bsu	cmu	wmu	isu	umass	kent	niu	bgsu	emu	asu
HADEN, Jordan	3-50	-	1-26	-	-	1-11	-	-	-	1-13	-	DNP	DNP	DNP
DUKES, Christian	2-2	-	1-0	-	-	-	-	-	-	-	-	-	1-2	-
WHITTAKER, Chaz	2-24	-	-	-	-	-	-	-	1-24	-	-	-	1-0	-
MATHIS, Trevon	1-13	-	-	-	-	-	-	-	1-13	-	-	-	-	-
VOSS, Trent	1-4	-	-	-	-	-	-	-	-	1-4	-	-	-	-
JOHNSON, D.	1-0	1-0	-	-	-	-	-	-	-	-	-	-	-	-

FUMBLE RETURNS	no-yds	unh	mu	cin	bsu	cmu	wmu	isu	umass	kent	niu	bgsu	emu	asu
COVINGTON, A.	1-67	-	-	-	-	-	-	-	-	-	-	-	-	1-67

2014 INDIVIDUAL STATISTICS

TOLEDO TOTAL TACKLES GAME-BY-GAME

TOTAL TACKLES	ua-a	total	unh	mu	cin	bsu	cmu	wmu	isu	umass	kent	niu	bgsu	emu	asu
SYLVESTRE, J. LB	58-42	100	6-3	3-5	2-3	6-7	2-5	11-3	3-4	4-2	0-1	9-2	4-3	3-3	5-1
BUSH, Ray LB	43-39	82	1-1	5-2	2-3	3-4	3-2	3-4	6-5	4-2	2-2	4-0	5-6	1-5	4-3
VOSS, Trent DE	38-39	77	6-3	3-1	3-3	2-4	3-4	3-6	2-3	2-3	2-0	3-1	2-3	1-4	6-4
ROGERS, DeJuan S	40-27	67	1-2	4-4	3-4	0-2	0-3	5-2	5-2	5-1	2-1	6-2	2-2	2-1	5-1
DUKES,Christian CB	47-15	62	3-2	6-0	4-2	4-6	7-2	2-0	5-2	4-0	6-0	1-1	2-0	1-0	2-0
WHITTAKER, Chaz S	39-17	56	0-1	2-0	1-2	1-2	2-2	8-3	7-1	4-0	2-0	7-0	1-2	0-2	4-2
HESTER, Treyvon DT	22-27	49	1-0	0-1	2-4	1-2	0-4	2-3	0-3	0-1	1-3	7-1	3-0	3-3	2-2
HADEN, Jordan CB	32-14	46	3-2	5-1	1-2	5-0	4-2	6-2	3-3	3-2	2-0	-	DNP	DNP	DNP
JONES, Orion DT	15-18	33	1-0	1-1	-	0-2	1-1	1-3	4-2	1-0	1-3	2-1	1-2	2-2	0-1
COVINGTON, A. DT	11-18	29	1-1	1-3	3-1	1-2	0-1	1-1	0-3	0-1	0-2	-	3-1	0-2	1-0
MURDOCK, Chase LB	19-8	27	2-2	4-0	2-1	2-0	2-2	-	1-1	1-0	2-0	DNP	2-1	1-1	-
MARTIN, Jordan CB	19-7	26	1-0	2-2	DNP	DNP	DNP	2-1	3-1	3-1	1-0	3-0	2-0	1-0	1-2
MATHIS, Trevon CB	16-7	23	3-1	1-0	2-2	1-0	1-2	-	3-0	1-1	-	1-0	1-0	1-0	1-1
COLEMAN, Jaylen LB	7-16	23	1-1	2-4	0-2	0-2	-	0-1	1-0	0-1	0-1	2-0	-	1-2	0-2
JOHNSON, D. CB	14-8	22	2-1	0-1	-	1-5	-	1-0	3-0	1-0	-	3-0	-	1-0	2-1
QUINN, Zach LB	10-8	18	-	-	0-1	0-1	1-3	-	1-0	1-0	2-1	2-0	0-1	0-1	3-0
SWIFT, Connery S	11-5	16	4-0	0-1	-	-	-	-	0-1	-	1-0	-	5-1	1-1	0-1
HAYNES, Juwan CB	10-5	15	1-0	0-1	2-0	-	-	1-0	0-1	0-1	1-0	1-0	0-1	1-1	3-0
GIBBS, Keenen DE	6-8	14	1-1	1-1	0-1	0-1	1-0	-	1-1	-	-	-	1-0	1-2	0-1
STEPEC, John DL	8-1	9	-	-	-	1-1	-	-	-	2-0	2-0	-	1-0	-	2-0
JAMES, Tre DE	3-5	8	1-0	0-3	-	1-1	-	DNP	0-1	-	DNP	DNP	1-0	-	-
COLLINS, Chris DT	3-5	8	1-0	2-3	-	0-1	-	-	-	-	DNP	-	-	0-1	-
KULON, Adam DE	4-3	7	-	DNP	-	1-2	0-1	-	3-0	DNP	DNP	DNP	DNP	-	DNP
WOODLEY,Ja'Wuan LB	1-4	5	-	0-1	1-0	0-1	-	DNP	-	-	DNP	-	-	DNP	0-2
DETMER,Jeremiah	4-0	4	-	-	2-0	1-0	-	-	-	-	-	-	1-0	-	-
LINCH, Jack LB	2-2	4	DNP	DNP	-	0-1	1-0	1-1	-	-	-	-	-	-	-
THOMPSON, Cody	1-3	4	-	-	0-1	0-1	-	-	-	-	-	-	0-1	1-0	-
FLETCHER, Drake LB	3-0	3	-	-	-	-	1-0	-	-	-	-	-	-	1-0	1-0
MOORE, Marquise DT	1-2	3	1-1	0-1	DNP	DNP	DNP	DNP	DNP	DNP	DNP	DNP	DNP	DNP	DNP
HIGH, Josh LB	1-2	3	-	-	0-1	-	-	-	DNP	DNP	-	-	-	1-1	-
CAVE, Victor DE	2-0	2	1-0	DNP	1-0	DNP	DNP	DNP	DNP	DNP	DNP	DNP	DNP	-	DNP
SPELMAN, Brad	2-0	2	-	-	-	-	-	-	-	-	-	1-0	-	1-0	-
HENDERSHOT, J.	1-0	1	-	-	-	-	-	-	-	1-0	-	-	-	-	-
HAMIDAH, Ayoub DL	1-0	1	DNP	DNP	DNP	DNP	DNP	DNP	DNP	DNP	DNP	DNP	-	1-0	-
NELSON, Chase	1-0	1	-	-	-	-	-	-	-	-	-	-	1-0	-	-
ELLIS, Nick P	1-0	1	-	-	-	-	-	-	-	-	-	-	-	1-0	-
OLACK, Justin	1-0	1	-	-	-	1-0	-	-	-	-	-	-	-	-	-
WILCHER, Kishon	1-0	1	-	-	-	-	-	-	-	-	-	-	1-0	-	-
ZMOLIK, Alex	0-1	1	-	-	0-1	-	-	-	-	DNP	-	-	-	-	-
SWANSON, Terry	1-0	1	-	-	1-0	-	-	-	-	-	-	-	-	-	DNP
MYERS, Jeff	1-0	1	-	1-0	-	-	-	-	-	-	-	-	-	-	-
FRAZIER, K. DB	1-0	1	DNP	DNP	-	DNP	1-0	DNP	DNP	DNP	DNP	DNP	DNP	-	DNP

TOLEDO SACKS GAME-BY-GAME

SACKS	ua-a	total	unh	mu	cin	bsu	cmu	wmu	isu	umass	kent	niu	bgsu	emu	asu
JONES, Orion DT	6-0	6.0	1.0-4	1.0-3	-	-	1.0-8	-	-	1.0-7	1.0-1	-	-	1.0-7	-
VOSS, Trent DE	4-1	4.5	1.0-15	-	-	1.0-9	1.0-3	1.0-3	-	-	-	-	0.5-4	-	-
BUSH, Ray LB	3-1	3.5	-	-	-	-	-	-	1.0-7	-	-	1.0-7	1.0-5	0.5-2	-
GIBBS, Keenen DE	2-1	2.5	1.0-8	-	-	-	-	-	-	-	-	-	1.0-3	0.5-3	-
SYLVESTRE, J. LB	2-1	2.5	-	-	-	-	-	1.0-6	1.0-8	-	-	-	0.5-3	-	-
JAMES, Tre DE	2-0	2.0	-	-	-	1.0-6	DNP	-	-	-	DNP	DNP	1.0-8	-	-
HESTER, Treyvon DT	2-0	2.0	-	-	-	-	-	-	-	-	-	-	-	1.0-10	1.0-3
ROGERS, DeJuan S	1-0	1.0	-	-	-	-	-	1.0-3	-	-	-	-	-	-	-
MURDOCK, Chase LB	1-0	1.0	-	1.0-7	-	-	-	-	-	-	-	DNP	-	-	-
DUKES,Christian CB	1-0	1.0	-	-	-	-	-	1.0-1	-	-	-	-	-	-	-
CAVE, Victor DE	1-0	1.0	1.0-3	DNP	-	DNP	DNP	DNP	DNP	DNP	DNP	DNP	DNP	-	DNP
COVINGTON, A. DT	1-0	1.0	-	-	1.0-8	-	-	-	-	-	-	-	-	-	-
MARTIN, Jordan CB	1-0	1.0	-	-	DNP	DNP	DNP	-	-	-	-	-	-	-	1.0-10

TOLEDO TACKLE FOR LOSS GAME-BY-GAME

TACKLES FOR LOSS	ua-a	total	unh	mu	cin	bsu	cmu	wmu	isu	umass	kent	niu	bgsu	emu	asu
VOSS, Trent DE	12-6	15.0	1.0-15	1.0-4	1.0-5	1.5-12	1.0-3	1.0-3	2.5-17	-	1.0-5	-	0.5-4	0.5-2	4.0-9
JONES, Orion DT	8-4	10.0	1.0-4	1.5-4	-	0.5-3	1.0-8	-	-	1.0-7	1.5-3	1.5-2	1.0-10	1.0-7	-
HESTER, Treyvon DT	6-7	9.5	-	-	0.5-1	-	0.5-2	2.0-4	0.5-1	-	1.0-4	0.5-0	1.0-1	1.0-10	2.5-12
SYLVESTRE, J. LB	6-7	9.5	1.0-2	0.5-0	-	-	-	1.0-6	2.0-10	1.0-4	-	2.0-4	1.0-4	1.0-1	-
BUSH, Ray LB	6-5	8.5	0.5-0	-	-	-	1.0-1	-	1.5-7	-	0.5-2	2.0-10	1.0-5	1.0-3	1.0-3
COVINGTON, A. DT	3-2	4.0	1.0-5	1.0-6	1.0-8	-	-	0.5-2	-	-	-	-	-	0.5-2	-
MARTIN, Jordan CB	4-0	4.0	-	-	DNP	DNP	DNP	-	-	1.0-5	-	2.0-7	-	-	1.0-10
ROGERS, DeJuan S	2-3	3.5	0.5-1	-	-	0.5-3	1.0-3	-	-	1.0-1	-	-	-	0.5-1	-
JAMES, Tre DE	3-0	3.0	1.0-1	-	-	1.0-6	-	DNP	-	-	DNP	DNP	1.0-8	-	-
QUINN, Zach LB	2-1	2.5	-	0.5-0	-	-	-	-	-	-	-	1.0-2	-	-	1.0-5
GIBBS, Keenen DE	2-1	2.5	1.0-8	-	-	-	-	-	-	-	-	-	1.0-3	0.5-3	-
MURDOCK, Chase LB	1-1	1.5	-	1.0-7	-	-	-	-	-	-	-	DNP	0.5-1	-	-
FLETCHER, Drake LB	1-0	1.0	-	-	-	-	-	-	-	-	-	-	-	1.0-4	-
DUKES,Christian CB	1-0	1.0	-	-	-	-	-	1.0-1	-	-	-	-	-	-	-
HADEN, Jordan CB	1-0	1.0	1.0-1	-	-	-	-	-	-	-	-	-	DNP	DNP	DNP
JOHNSON, D. CB	1-0	1.0	-	-	-	-	-	-	-	1.0-7	-	-	-	-	-
CAVE, Victor DE	1-0	1.0	1.0-3	DNP	-	DNP	DNP	DNP	DNP	DNP	DNP	DNP	DNP	-	DNP
WOODLEY,Ja'Wuan LB	0-1	0.5	-	-	-	-	-	DNP	-	-	-	-	-	DNP	0.5-2

2014 STARTING LINEUPS

Toledo 2014 Game by Game Starters

OFFENSE

Game	LT	LG	C	RG	RT	TE or FB	QB	RB	WR	WR	WR
New Hampshire	Hendershot	Myers	Mancz	Liskowski	Nelson	Rosenbauer	Ely	Hunt	Russell	Olack	C. Jones
Missouri	Hendershot	Myers	Mancz	Liskowski	Nelson	Zmolik	Ely	Hunt	Russell	Olack	C. Jones
at Cincinnati	Hendershot	Myers	Mancz	Liskowski	Nelson	Zmolik	Woodside	Hunt	Russell	Macon	C. Jones
Ball State	Hendershot	Myers	Mancz	Liskowski	Nelson	Rosenbauer	Woodside	Hunt	Russell	Macon	C. Jones
Central Michigan	Hendershot	Myers	Mancz	Liskowski	Nelson	Rosenbauer	Woodside	Jones-Moore	Russell	Macon	C. Jones
at WMU	Hendershot	Myers	Mancz	Liskowski	Nelson	Zmolik	Woodside	Remy	Russell	Olack	C. Jones
at Iowa State	Hendershot	Myers	Mancz	Liskowski	Nelson	Rosenbauer	Woodside	Swanson	Russell	Olack	C. Jones
UMass	Hendershot	Myers	Mancz	Liskowski	Nelson	Rosenbauer	Woodside	Hunt	Russell	Olack	C. Jones
at Kent State	Hendershot	Myers	Mancz	Liskowski	Nelson	Rosenbauer	Woodside	Hunt	Russell	Olack	C. Jones
at N. Illinois	Norton	Myers	Hendershot	Liskowski	Nelson	Zmolik	Julian	Hunt	Russell	Olack	C. Jones
Bowling Green	Norton	Myers	Hendershot	Liskowski	Nelson	Rosenbauer	Woodside	Hunt	Russell	Olack	C. Jones
at E. Michigan	Norton	Myers	Hendershot	Liskowski	Nelson	Rosenbauer	Woodside	Hunt	Russell	Olack	C. Jones
Arkansas State	Hendershot	Myers	Mancz	Liskowski	Nelson	Zmolik	Woodside	Hunt	Russell	Olack	C. Jones

DEFENSE

Game	DE	DT	DT	DE	LB	STAR	LB or S	SS	FS	CB	CB
New Hampshire	Covington	O. Jones	Moore	Voss	Bush	Sylvestre	Quinn	Haden	Whittaker	Dukes	Haynes
Missouri	Covington	O. Jones	Hester	Voss	Bush	Sylvestre	D. Rogers	Haden	Whittaker	Dukes	Haynes
at Cincinnati	Covington	O. Jones	Hester	Voss	Bush	Sylvestre	D. Rogers	Haden	Whittaker	Dukes	Haynes
Ball State	Covington	O. Jones	Hester	Voss	Bush	Sylvestre	Quinn	Haden	Whittaker	Dukes	Mathis
CMU	Covington	O. Jones	Hester	Voss	Murdock	Sylvestre	D. Rogers	Haden	Whittaker	Dukes	Mathis
at WMU	Covington	O. Jones	Hester	Voss	Bush	Sylvestre	D. Rogers	Haden	Whittaker	Dukes	Martin
at Iowa State	Gibbs	O. Jones	Collins	Voss	Bush	Sylvestre	D. Rogers	Haden	Whittaker	Dukes	Martin
UMass	Covington	O. Jones	Hester	Voss	Bush	Sylvestre	Quinn	Haden	Whittaker	Dukes	Martin
at Kent State	Covington	O. Jones	Hester	Voss	Bush	Sylvestre	D. Rogers	Haden	Whittaker	Dukes	Martin
at N. Illinois	Covington	O. Jones	Hester	Voss	Bush	Sylvestre	D. Rogers	Haden	Whittaker	Dukes	Martin
Bowling Green	Covington	O. Jones	Hester	Voss	Bush	Sylvestre	Swift	D. Rogers	Whittaker	Dukes	Martin
at E. Michigan	Covington	O. Jones	Hester	Voss	Bush	Sylvestre	Swift	D. Rogers	Whittaker	Dukes	Martin
Arkansas State	Covington	O. Jones	Hester	Voss	Bush	Sylvestre	Swift	D. Rogers	Whittaker	Dukes	Martin

2014 PARTICIPATION

Game #	G/S	UNH	Mizzou	Cinc	BSU	CMU	WMU	ISU	UMass	KSU	NIU	BGSU	EMU	ASU
Blazevitch, Michael, LB	3/0	P	P	x	x	x	x	x	x	x	x	x	P	x
Bush, Ray, LB	13/12	S	S	S	S	P	S	S	S	S	S	S	S	S
Cave, Victor, DE	3/0	P	x	P	x	x	x	x	x	x	x	x	P	x
Cole, Cameron, CB	1/0	P	x	x	x	x	x	x	x	x	x	x	x	x
Coleman, Jaylen, LB	13/0	P	P	P	P	P	P	P	P	P	P	P	P	P
Collins, Chris, DT	12/1	P	P	P	P	P	P	S	P	x	P	P	P	P
Covington, Allen, DE	13/12	S	S	S	S	S	S	P	P	P	S	S	S	S
Davis, Daniel, DE	1/0	P	x	x	x	x	x	x	x	x	x	x	x	x
Detmer, Jeremiah, PK	13/13	S	S	S	S	S	S	S	S	S	S	S	S	S
Dukes, Christian, CB	13/13	S	S	S	S	S	S	S	S	S	S	S	S	S
Ebert, Mike, OL	13/0	P	P	P	P	P	P	P	P	P	P	P	P	P
Ellis, Nick, P	13/13	S	S	S	S	S	S	S	S	S	S	S	S	S
Ely, Phillip, QB	2/2	S	S	x	x	x	x	x	x	x	x	x	x	x
Fletcher, Drake, LB	13/0	P	P	P	P	P	P	P	P	P	P	P	P	P
Frazier, Kennedy, CB	2/0	x	x	x	x	P	x	x	x	x	x	x	P	x
Gibbs, Keenen, DT	13/1	P	P	P	P	P	P	S	P	P	P	P	P	P
Haden, Jordan, S	10/10	S	S	S	S	S	S	S	S	S	S	x	x	x
Hamidah, Ayoub, DL	4/0	x	x	x	x	x	x	x	x	x	P	P	P	P
Haynes, Juwan, CB	12/3	S	S	S	P	P	P	P	P	P	P	P	x	P
Hester, Treyvon, DT	13/11	P	S	S	S	S	S	P	S	S	S	S	S	S
Hendershot, Josh, OT/C	13/13	S	S	S	S	S	S	S	S	S	S	S	S	S
High, Josh, LB	10/0	P	P	x	P	P	P	x	x	P	P	P	P	P
Hunt, Kareem, RB	10/19	S	S	S	S	x	x	x	S	S	S	S	S	S
James, Tre', DE	10/0	P	P	P	P	P	x	P	P	x	x	P	P	P
Jeppeson, Nate, OL	2/0	P	P	x	x	x	x	x	x	x	x	x	x	x
Johnson, Delando, CB	13/0	P	P	P	P	P	P	P	P	P	P	P	P	P
Jones, Corey, WR	13/13	S	S	S	S	S	S	S	S	S	S	S	S	S
Jones, Orion, DT	13/13	S	S	S	S	S	S	S	S	S	S	S	S	S
Jones-Moore, Damion, RB	12/1	P	P	P	P	S	P	P	P	P	P	x	P	P
Julian, Michael, QB/P	6/1	P	P	P	x	x	x	x	x	P	S	x	P	x
Kulon, Adam DE	7/0	P	x	P	P	P	P	P	x	x	x	x	P	x
Linch, Jack, LB	10/0	x	x	x	P	P	P	P	P	P	P	P	P	P
Lisowski, Robert, OL	13/13	S	S	S	S	S	S	S	S	S	S	S	S	S
Macon, Dwight, WR/QB	12/2	P	P	S	S	P	x	P	P	P	P	P	P	P
Mancz, Greg, C	11/10	S	S	S	S	S	S	S	S	S	x	x	P	S
Mathis, Trevon, CB	13/2	P	P	P	S	S	P	P	P	P	P	P	P	P
Martin, Jordan, CB	10/8	P	P	x	x	x	S	S	S	S	S	S	S	S
Moore, Marquise, DE	2/1	S	P	x	x	x	x	x	x	x	x	x	x	x
Murdock, Chase, LB	13/1	P	P	P	P	S	P	P	P	P	P	P	P	P
Myers, Jeff, OG	13/13	S	S	S	S	S	S	S	S	S	S	S	S	S
Nelson, Chase, OL	13/13	S	S	S	S	S	S	S	S	S	S	S	S	S
Nkansah, Elijah, OL	7/0	P	P	P	x	P	x	x	x	P	x	x	P	P
Norton, Storm, OL	13/3	P	P	P	P	P	P	P	P	P	S	S	S	P
Olack, Justin, WR	13/12	S	S	P	P	S	S	S	S	S	S	S	S	S
Pringle, Ricky, RB	10/0	P	x	P	P	P	P	P	x	P	P	P	P	P
Perschon, Paul	1/0	x	x	x	x	x	x	x	x	x	x	x	P	x
Quinn, Zach, LB	13/3	S	P	P	S	P	P	P	S	P	P	P	P	P
Remy, Marc, RB	12/1	P	P	P	P	P	S	P	P	P	P	P	P	x
Richards, Darryl, WR	1/0	x	x	x	x	P	x	x	x	x	x	x	x	x
Roberts, Michael, TE	9/0	x	x	x	x	P	P	P	P	P	P	P	P	P
Rogers, DeJuan, S	13/10	P	S	S	P	S	S	S	P	S	S	S	S	S
Rogers, Zach, WR	8/0	P	P	P	P	P	P	P	x	x	x	x	P	x
Rosenbauer, Zac, FB	12/5	S	P	P	S	P	P	S	S	S	P	x	P	P
Runyan, Craig, TE	6/0	x	x	x	P	P	P	P	P	P	x	x	x	x
Russell, Alonzo, WR	13/13	S	S	S	S	S	S	S	S	S	S	S	S	S
Spelman, Brad, LS	13/13	S	S	S	S	S	S	S	S	S	S	S	S	S
Stepec, John, DE	13/0	P	P	P	P	P	P	P	P	P	P	P	P	P
Swanson, Terry, RB	12/1	P	P	P	P	P	P	S	P	P	P	P	P	x
Swift, Connery, DB	13/3	P	P	P	P	P	P	P	P	P	P	S	S	S
Sylvestre, Junior, LB	13/13	S	S	S	S	S	S	S	S	S	S	S	S	S
Thompson, Cody, WR	13/0	P	P	P	P	P	P	P	P	P	P	P	P	P
Voss, Trent, DE	13/13	S	S	S	S	S	S	S	S	S	S	S	S	S
Whittaker, Chaz, S	13/13	S	S	S	S	S	S	S	S	S	S	S	S	S
Wilcher, Kishon, WR	13/0	P	P	P	P	P	P	P	P	P	P	P	P	P
Woodlley, Ja'Wuan, LB	10/0	P	P	P	P	P	x	P	P	x	P	P	x	P
Woodside, Logan	12/10	x	P	S	S	S	S	S	S	S	P	S	S	S
Yousey, Zach WR	12/0	P	P	P	P	P	P	P	P	P	P	x	P	P
Zmolik, Alex, TE	12/7	P	S	S	P	S	S	P	x	P	S	S	S	S

S- Started P-Played x-Did not play



TOLEDO ROCKET HISTORY

A CHAMPIONSHIP LEGACY



The 2015 GoDaddy Bowl was Toledo's 10th bowl triumph.

Steeped in tradition, the University of Toledo football program has produced countless memorable players and great moments in its history.

From Mel Triplett in the 50's to Chuck Ealey in the 70's to Eric Page and Kareem Hunt in the 21st century, Rocket stars have put their unique stamp on college football history. And whether it was the legendary 35-game winning streak from 1969-71, or the GoDaddy Bowl victory in 2015, Toledo's football history is rich with highlights.

Rocket football dates back to 1917 when a group of Toledo University (as it was known then) students put together a football team with the help of a young professor, John Brandeberry. Toledo lost its first game to the University of Detroit by the incredible score of 145-0, but the foundation of the program had been established.

Prospects for Toledo gradually improved after that first season. Coach James Dwyer led Toledo to its first winning record and its first Northwest Ohio league championship in 1923. Eventually Toledo became a reliable football power, with just one losing season from 1933 to 1948.

Toledo joined the Mid-American Conference in football in 1952 and won its first MAC championship in 1967, but the Rockets really burst onto the national scene two years after that. From 1969-71, Toledo captured the country's eye by winning 35 consecutive games, three straight MAC championships and three straight Tangerine Bowl titles. In each of the three undefeated seasons, Toledo was ranked in the top 20.

The 35-game winning streak ended as the second-longest in major college football history, bettered only by a 47-game string put together by the great Oklahoma teams of 1953-57.

The most famous star of the 1969-71 teams was the legendary quarterback Chuck Ealey. Ealey earned MAC "Back of the Year" honors for an unprecedented three consecutive years and numerous All-America honors from AP, UPI and

Football News magazine. Ealey also became the first player in MAC history to receive votes for the Heisman Trophy, receiving 168 points for an eighth-place finish in 1971.

Toledo won its fifth and sixth MAC championships in 1981 and 1984, but it was in the 1990's and 21st century that the Rockets really took off as a national presence. A major renovation of the Glass Bowl was completed in 1990, making the venerable old stadium one of the jewels of the MAC. The Rockets were coached in the 90's by Gary Pinkel, who amassed a 73-37-3 record before departing for Missouri following the 2000 season. Pinkel's teams won or shared four titles and cracked the top 25 three times in his final six seasons.

Taking the Rockets to even greater heights was Tom Amstutz, a Toledo native and UT graduate who had spent 21 years as an assistant coach. Amstutz led the Rockets to two MAC titles, four division crowns and four bowl games in eight years at the helm from 2001-08.

Tim Beckman came aboard as head coach in 2009 and won 17 games in his final two seasons. A big part of Toledo's resurgence came from wide receiver Eric Page, who caught a MAC-record 306 passes from 2009-11 and earned All-America honors as a kick returner in 2010.

In 2011, the Rockets went 9-4 and won their first bowl game in six years, a 42-41 triumph over Air Force. The victory marked the head coaching debut of Matt Campbell, who took over at the end of the regular season when Beckman departed for Illinois. Campbell's Rockets followed that up with 9-4 seasons in 2012 and 2014, including a 63-44 victory over Arkansas State in the 2015 GoDaddy Bowl.

TOLEDO'S CHAMPIONSHIP SEASONS

Year	Record	Championship
1923	6-4	NWO Champions
1927	5-2	NWO Champions
1929	4-2-1	NWO Co-Champions
1967	9-1	MAC Co-Champions
1969	11-0	MAC Champions
1970	12-0	MAC Champions
1971	12-0	MAC Champions
1981	9-3	MAC Champions
1984	9-2-1	MAC Champions
1990	9-2	MAC Co-Champions
1995	11-0-1	MAC Champions
1997	9-3	MAC West Champions
1998	7-5	MAC West Champions
2000	10-1	MAC West Co-Champions
2001	10-2	MAC Champions
2002	9-5	MAC West Co-Champions
2004	9-4	MAC Champions
2005	9-3	MAC West Co-Champions
2011	9-4	MAC West Co-Champions
2014	9-4	MAC West Co-Champions

ROCKET FOOTBALL TIMELINE

1917

- John Brandeberry, an engineering professor, is “selected” coach when he begins conversing with some students on the gravel field near the 11th Street UT campus. Team member Charles Morgan later says, “Nobody else wanted the job.” Each of the team’s 13 members purchases his own uniform. The team has no practice scrimmages prior to playing the first game in school history, a contest at powerful Detroit. UT not only loses the game, 145-0, it loses four players to injury. But the program is sustained by the whopping \$150 guarantee it receives for playing the game. Toledo finishes the season 0-3, outscored 262-0 by its opponents.

1918

- The first win in school history comes over Defiance, 19-12. UT finishes the season with a 1-1 record.

1920s

- The Blade newspaper refers to the team as “Munies,” short for Municipal University, and also as the “Fighters.”



Toledo’s very first football team was organized in 1917, led by Coach John Brandeberry (upper right corner).

1922

- The first football field, usually referred to as University Stadium, is built at Scott Park. Seating, consisting of seven rows of wooden bleachers, is added in 1923. From 1918-1936 games are also played at Armory Park, and Waite, Scott, Libbey and St. John’s high schools.

1923

- Toledo acquires its current nickname following a game with powerful Carnegie Tech. Surprised to learn that Toledo has no nickname, Pittsburgh sports writers pressure James Neal, a UT student working in the press box, to come up with one. Neal, impressed with his team’s flashy performance against a superior Carnegie Tech team, labels UT the “Skyrockets,” which the writers shorten to “Rockets.”

- Toledo wins its first football championship (Northwest Ohio Conference), also the school’s first in any sport.

- Jim Pierce is the first African-American team captain, and becomes a professor upon graduation.

1929

- The UT marching band, 30 members strong, appears for the first time at a home football game.

- The annual football budget grows to \$2,000.

1931

- Amid the Great Depression, football is cancelled due to a lack of funds.

1932

- The fight song is written by Athletic Director Connelly.



Construction on the Glass Bowl begin in 1936 and was completed a year later.

1933

- Jerry Welling, a halfback, is the first Rocket voted All-Ohio (by AP). He leads Ohio college scorers with 66 points.

1934

- The first night game is played, a 20-0 victory over Capital, at Swayne Field.

1935

- A Toledo game is broadcast on radio for the first time as the Rockets defeat Dennison, 13-0.

- Toledo defeats Bowling Green, 63-0. The two rivals don’t play again until 1948.



A view of the newly christened “Glass Bowl” in 1946 from the press box. A dirt road through the woods (top) led cars back to campus.

ROCKET FOOTBALL TIMELINE

1936

- The Glass Bowl Stadium (then called "University Stadium") is built on the present-day UT campus. A Works Progress Administration project, it is paid for with a \$272,000 grant from the federal government and \$41,558 from the city of Toledo and the university.

1937

- The Glass Bowl debuts in a game versus Akron.

1938

- Players use the towers in the Glass Bowl as living quarters.
- UT hosts and defeats 12th-ranked Marshall, 13-7, in front of 9,500 fans.

1943

- With the country at war, football is suspended from 1943-45.

1946

- After lying dormant for almost four years, University Stadium is renovated and renamed "Glass Bowl." Lights are installed for the stadium's first night games.



Frank Lauterbur (with ball) and his coaching staff from 1970.

- Toledo hosts the first of four post-season contests known as the Glass Bowl Game. A record crowd of 13,500 watches UT defeat Bates College, 21-12.

1948

- The first Toledo football game is televised by WSPD-TV13 (now WTVG).

1952

- Toledo plays its first season in the Mid-American Conference, which at the time also includes Cincinnati, Miami, Ohio, Bowling Green, Kent, Western Michigan and Western Reserve.

1961

- A U.S. army Nike-Ajax missile is first installed in the north end zone. Later it is moved to just outside the stadium.

1966

- The cannon is fired off at home games following Toledo scores for the first time.

1967

- After a season-opening loss to Ohio, the Rockets reel off nine straight wins to clinch its first MAC title.

1969

- A 45-18 win over Villanova marks the beginning of Toledo's famed 35-game winning streak, second only in NCAA history to Oklahoma's 49 straight.
- The Rockets win their second MAC title and end an 11-0 season by defeating Davidson, 56-33, in the Tangerine Bowl.



The Rockets won the inaugural California Bowl in 1981 over San Jose under the direction of Chuck Stobart.

1970

- Toledo thrashes William & Mary, 40-12, in the Tangerine Bowl, finishes 12-0 and is ranked 12th in the final AP poll.

1971

- Mel Long becomes the first consensus All-American in MAC history. Long later plays with the Cleveland Browns.
- The Rockets win a third-consecutive MAC title and their fourth in five years.
- Toledo is 12-0 and ranked 14th in the final AP poll following a 28-3 victory over Richmond in the Tangerine Bowl.
- Rocket quarterback Chuck Ealey is named MAC Player of the Year for the third time, and finishes eighth in the Heisman Trophy balloting.

1974

- Astro turf is installed in the Glass Bowl for the first time.

ROCKET FOOTBALL TIMELINE



Wasean Tait's touchdown in overtime gave UT a 40-37 victory over Nevada in the 1995 Las Vegas Bowl.

1975

- Quarterback Gene Swick becomes the first player in NCAA history to reach 8,000 yards in career total offense. Swick leads the nation in total offense and finishes 10th in voting for the Heisman Trophy.

1980

- The annual Peace Pipe trophy, given to the winner of the Toledo-Bowling Green game, is awarded for the first time in football.

1981

- Toledo wins its fifth MAC title and stuns 20th-ranked San Jose, 27-25, in the inaugural California Bowl.

1984

- Toledo wins its sixth MAC title, and makes a second appearance in the California Bowl.

1990

- Toledo ties Central Michigan for the MAC title, UT's seventh MAC crown, in Coach Nick Saban's only season as head coach of the Rockets.

- A complete renovation begins on the Glass Bowl. The new stadium, which debuts in 1991, features a modern sky box with 42 luxury suites. Construction also begins on the Larimer Building, a new facility to house the football offices, locker rooms, weight rooms and classrooms.

1991

- Longtime Washington assistant Gary Pinkel takes over as head coach.

1992

- The Rockets upset Purdue, 33-29, the first win in UT history over a Big Ten opponent. QB Kevin Meger is named Sports Illustrated national offensive player of the week.

1993

- The Denver Broncos selected UT defensive end Dan Williams with the 11th pick in the NFL draft, the second-highest pick in MAC history at the time.

1995

- Toledo wins its eighth MAC title in school history, posting a 7-0-1 conference mark.
- The Rockets complete their fourth undefeated season in school history (11-0-1) with a 40-37 victory over Nevada in the Las Vegas Bowl. Wasean Tait scores from two yards out for the winning points in the first overtime game in NCAA Division I-A history.
- Toledo is ranked 22nd in the final UPI poll, 24th in the AP poll and 24th in the CNN/USA Today poll. Tait finishes second in the nation in rushing, tallying a MAC record 1,905 yards.

1997

- Toledo begins its season with a 36-22 upset of Purdue, and proceeds to an 8-0 record. Before the streak was snapped with a loss at Ball State, the Rockets were ranked No. 18 in the AP poll and No. 20 in the CNN/USA Today poll. The Rockets go on to win the MAC West title.
- Coach Gary Pinkel is named MAC Coach of the Year for the second time.

1998

- The Rockets repeat as MAC West champions.

1999

- A video replay screen is installed in the north end zone of the Glass Bowl.
- Former Rocket Mel Long, Sr., is inducted into the National College Football Hall of Fame.

2000

- The Rockets go 10-1, including a 24-6 win at Penn State in the season opener. Toledo is ranked No. 25 in the nation in the final AP and USA Today/ESPN polls, but is the only ranked team that does not receive a bid to a bowl game.
- Gary Pinkel, the winningest coach in UT history, leaves after 10 years to take the top position at Missouri. Long-time assistant Tom Amstutz is named head coach.

2001

- The Rockets win 10 games for the second consecutive season, but this time go on to win the MAC Championship Game and Motor City Bowl in Tom Amstutz's rookie season as head coach.

ROCKET FOOTBALL TIMELINE



Lance Moore helped lead the Rockets to an upset of No. 9 Pittsburgh in 2003, while also leading the nation in receptions.

- Toledo finishes the season ranked No. 22 in the USA Today/ESPN poll and No. 23 in the AP poll.
- The Rockets set MAC records for attendance in a season (30,014) and single game (36,852 vs. Navy).
- Chester Taylor is named third-team All-America by the Associated Press and sets the school record for career rushing yards with 4,659. Taylor is taken in the sixth round of the 2002 NFL Draft by Baltimore.
- Placekicker Todd France earns first-team Verizon Academic All-America honors after graduating with a 3.97 grade point average in mechanical engineering.

2002

- The Rockets win their second consecutive MAC West Division title in improbable fashion, stringing together four straight do-or-die wins at the end of the regular season. UT also makes its second consecutive bowl appearance, a return trip to the Motor City Bowl.
- Quarterback Brian Jones leads the nation in pass completion percentage and sets the all-time MAC record, connecting on 70.2 percent of his passes.
- Center Chris Tuminello earns second-team Academic All-America honors for the second straight year.

2003

- The Rockets defeat No. 9 Pittsburgh, 35-31, in the Glass Bowl. It is the highest-ranked opponent Toledo has ever beaten. Later, UT knocks off No. 21 Northern Illinois, the only time the Rockets have defeated two Top 25 teams in one season.
- Quarterback Bruce Gradkowski sets a MAC record by connecting on 71.2 percent of his passes.
- Wide receiver Lance Moore leads the nation with 103 receptions.

2004

- The Rockets win another MAC Championship, thanks to three remarkable comeback victories. UT has to come from behind to defeat Northern Illinois and Bowling Green to clinch the MAC West Division crown, then rallies again to defeat Miami in the MAC Championship Game at Ford Field in Detroit.
- The Rockets play in the Motor City Bowl for the third time in four years.

- Coach Tom Amstutz is selected as the Ohio College Coach of the Year.
- Offensive lineman Nick Kaczur is selected in the third round of the 2005 NFL Draft by the Super Bowl champion New England Patriots.
- Toledo makes a school-record seven appearances on ESPN or ESPN2.

2005

- The Rockets finish 9-3 and end the season with a resounding 45-13 victory over UTEP in the GMAC Bowl.
- Quarterback Bruce Gradkowski ends his career holding 21 school records, including most passing yards, most TD passes and highest completion percentage.
- Gradkowski is selected in the sixth round of the NFL Draft by Tampa Bay, the first Rocket QB to be drafted since Gene Swick in 1976.

2006

- The Rockets record their first victory over a Big 12 opponent, a 37-31 double-overtime win over Kansas at the Glass Bowl on ESPN2.

2007

- Brett Kern is named one of three finalists for the Ray Guy Award as the nation's best punter.
- John Greco and Jalen Parmele are both selected in the 2008 NFL Draft, the first time since 1970 that two Rockets were drafted within the first seven rounds.

2008

- The Rockets upset Michigan, 13-10, before more than 107,000 witnesses at Michigan Stadium.

ROCKET FOOTBALL TIMELINE



Eric Page tied the MAC record with 306 receptions in just three seasons from 2009-11.

- Former Oklahoma State defensive coordinator Tim Beckman is named Toledo's head coach on Dec. 4, 2008.

2009

- The Rockets beat Colorado, 54-38, their third victory over a Big 12 school in four years.
- The Rockets host Ohio State at Cleveland Browns Stadium on Sept. 19 before 71,727, the largest home crowd in MAC history.

2010

- The Fetterman Training Center opens, giving UT its first indoor practice facility.
- The Rockets knock off Purdue, 31-20,



The Rockets battled Utah State on the blue turf at the 2012 Famous Idaho Potato Bowl in Boise.

the fifth consecutive season that UT defeated a school from a league with an automatic berth into the BCS.

- The Rockets go 8-5 and make first bowl appearance in five years, a trip to the Little Caesars Pizza Bowl at Ford Field in Detroit.
- Eric Page earns All-America honors as a kick returner, the first Rocket in 35 years to earn first-team honors. Page is the first MAC player to earn first-team honors on the Walter Camp All-America team in over a decade. He is named the national Kickoff Returner of the Year by the College Football Performance Awards.

2011

- Offensive coordinator Matt Campbell becomes Toledo's 26th head coach when Tim Beckman departs for Illinois.
- The Rockets defeat Air Force in the Military Bowl, 42-41, to finish the season with a 9-4 record.
- Junior Eric Page opts to turn professional after a three-year career that sees him tie the MAC record for receptions with 306.
- Page is one of a record seven Rockets to sign free-agent contracts with NFL teams following the 2012 NFL Draft.

2012

- The Rockets defeat No. 18 Cincinnati, 29-23, in the Glass Bowl on Oct. 20.
- Toledo earns its third consecutive bowl berth, this time a trip to Boise to play Utah State in the Famous Idaho Potato Bowl.
- Linebacker Dan Molls leads the nation in tackles with 166 and earns first-team Academic All-America honors.

2013

- UT becomes the first university to dedicate a POW/MIA seat in a pre-game ceremony vs. Navy at the Glass Bowl on Oct. 19. The Rockets go on to defeat the Midshipmen, 45-44, in an epic overtime battle.
- Five Rocket seniors sign free agent contracts with NFL teams following the 2014 NFL Draft.




Kareem Hunt rushed for 271 yards and five TDs in the 2015 GoDaddy Bowl, earning MVP honors.

2014

- The newly renovated Larimer Athletic Complex opens its doors in July.
- Toledo wins nine games for the third time in four years and goes on to defeat Arkansas State in the 2015 GoDaddy Bowl.
- Sophomore Kareem Hunt finishes with 1,631 yards rushing in 10 games and ranks second in the nation with 8.0 yards per carry.
- Senior center Greg Mancz earns second-team All-America honors and becomes the first offensive lineman to win the Vern Smith Award, given annually to the MAC player of the year.

35 WINS IN A ROW!



Chuck Ealey scrambled his way to 35 consecutive victories from 1969 through 1971.

The famous Toledo 35-consecutive game winning streak, the second-longest in modern major college football history to Oklahoma's 47 (1953-57), began on Sept. 20, 1969 and didn't end until Sept. 9, 1972.

During that streak, the Rockets won three Mid-American Conference championships and three Tangerine Bowl titles. They outscored opponents, 1,152-344 and led the nation in total defense all three seasons, on their way to three undefeated seasons: 11-0 (1969), 12-0 (1970) and 12-0 (1971).

In all three seasons, UT was ranked in the Top 20, as high as No. 12 by the Associated Press in 1970, becoming the first MAC team to be ranked in three straight seasons. Legendary quarterback Chuck Ealey earned MAC "Offensive Player of the Year" honors for an unprecedented three seasons, while defensive tackle Mel Long became the first consensus All-American (AP and UPI polls) in MAC history in 1971.

Nationwide attention came

to the UT campus, as curious football fans from all over the country awaited anxiously each week to see if the Rockets could keep their streak intact. Media such as ABC, CBS, NBC, Sports Illustrated and Newsweek made trips to the Glass Bowl to report on the unfolding drama.

There were certainly several big wins during the streak, including the Rockets' 56-33 demolition of Davidson in the first Tangerine Bowl, and UT's 45-18 drubbing of Villanova on Sept. 20, 1969, the one that started it all. In addition, the Rockets posted seven shutouts, and their largest margin of victory was a 52-3 thrashing of Marshall on Sept. 26, 1970.

But not all of the wins were that easy. Four of the games were decided by four points or less, including two contests that UT squeezed out by a point.

One of those tight games, possibly the greatest in MAC history, was played in Bowling Green, Ohio, on Oct. 11, 1969. Toledo and Bowling Green battled in a hard-fought war in front of a then-record 20,820 fans at Doyt Perry Field. UT led most of the way but the Falcons rallied to take the lead late in the contest, 26-24. With two seconds remaining in the contest, UT placekicker

Ken Crots booted a 37-yard field goal into the teeth of a strong wind to give the Blue and Gold a 27-26 come-from-behind win, extending the string to a mere four games at that time.

The next year, in perhaps one of the most famous of the victories, Toledo again faced certain defeat until the magic of its incredible quarterback came to the forefront. Ealey reached down into his bag of tricks and rallied the Rockets late in the final quarter, overtaking Miami, 14-13, to keep the streak going at 19.

And who could ever forget what happened on Oct. 16, 1971? The Western Michigan Broncos had Toledo on the ropes, leading by 14 points in the third quarter and carrying a 10-point lead into the fourth. But the steel-armed Ealey, who set five MAC records in the game, again took control. He guided the Rockets on numerous drives, putting 21 points on the scoreboard in the final quarter to give UT an unbelievable 35-24 come-from-behind victory in the Glass Bowl that pushed the string to 29 straight.

Frank Lauterbur was at the Rocket helm for 23 of the victories, while Jack Murphy took over the reins in 1971, guiding UT to 12 straight wins. The fun finally came to an end in the first game of the 1972 season when Tampa shut out UT, 21-0.

Ealey, however, wasn't around to experience the loss. In fact, he was up in Canada leading the Hamilton Ti-Cats to the Grey Cup championship. A winner through and through, Ealey never lost a game at the amateur level, posting a 65-0 record during his combined high school and college career.



Toledo's winning streak was national news.

GLASS BOWL HISTORY

The Glass Bowl, today one of the premier college football facilities in the country, had a humble beginning. Built by the Works Progress Administration, it was one of 65 projects undertaken by the WPA in Ohio in 1936 during the heart of the Great Depression. The first game was played in the new stadium in 1937.

Workers used picks, shovels and wheelbarrows to carve out a site for the structure south of campus, removing more than 13,000 square yards of earth from a natural ravine. The work was done entirely by manual labor, as bulldozers and other machinery were not available.

The project was paid for with \$272,000 from the federal government and \$41,558 from the city of Toledo and the university. The 300-man crew needed over one year to complete the work.

The new stadium had many modern features, including a press box, a one-story wooden structure with five windows located on the east side. Two stone towers, which still are in use today, were built on the north side and were used as locker rooms and at one point served as living accommodations for 12 players.

Originally known as University Stadium, it initially had a seating capacity of 8,000, which was increased to 11,500 in 1940. The largest pre-war crowd was 9,500 for a 13-7 Rocket victory over 12th-ranked Marshall in 1938.

The stadium fell into disrepair following nearly four years of vacancy during World War II (1942-45), when football was discontinued at UT. In 1946, Wayne Kohn, a Libbey-Owens Ford engineer, conceived of the idea of using glass to re-



Kickoff from the very first game in the Glass Bowl, Oct. 16, 1937 vs. Akron.

build the stadium. Glass blocks were installed throughout the stadium and a glass electric scoreboard was built in the south end zone. A new two-tier press box of blue vitrolite and glass blocks was also constructed. Lights were installed, beginning the tradition of night football at UT.

The newly renovated stadium was officially named the Glass Bowl in honor of Toledo's primary industry. The Glass Bowl Dedication Game was played on Dec. 7, 1946 as a post-season game vs. previously undefeated Bates College. Toledo won the game, 21-12. Three more post-season "Glass Bowl Games" followed in 1947-49.


Seating capacity was increased to 12,800 in 1949, and to 15,900 in 1966. Further stadium improvements were sparked by the outrageous success of the famous 35-0 Rockets of 1969-71. A second deck on the east side brought official seating capacity to 18,500. A major improvement followed in 1974 when AstroTurf was installed for the first time at a cost of \$404,000. Another \$525,000 was spent to upgrade the seats and locker rooms, and to install permanent fencing that enclosed the entire stadium. A new \$120,000 electronic message board followed in 1975. In 1978, a new lighting system was installed. In 1979, an extensive concrete replacement, in addition to new restrooms and concession stands, was built on the west side.

Improvements to the stadium and the increase in seating capacity could not keep pace with demand, however. Jammed with standing-room-only crowds, spectators headed for higher ground and at many games ended up sitting on the stone wall surrounding the field. In fact, UT led the na-



The Glass Bowl was dug out by hand by WPA workers in 1936.

GLASS BOWL HISTORY



Until construction of bleachers was completed in 1966, the south end of the Glass Bowl was a sloping, grass-covered hill.

tion in percentage of attendance from 1982-84 and had an incredible rating of 135.1 percent in 1982. One of the most memorable games was the Bowling Green contest on Oct. 23, 1982, when 31,369 people jammed into the Glass Bowl to see the Rockets' 24-10 victory.

By the 1980's, the Glass Bowl's age, combined with its frequent overflow crowds, necessitated change. That change began on May 25, 1989, when the first shovels of dirt were turned at a festive ground-breaking ceremony, signaling the beginning of the \$18.5-million renovation of the Glass Bowl.

The old wooden pressbox, which had a capacity of 53, was replaced by a new three-level press tower that seats 1,070. The tower houses a modern media communication center that seats over 100 media personnel, 45 private suites and a 300-seat stadium club.

The second part of the renovation project was the construction of the Larimer Athletic Complex. The headquarters for the Rocket football team, the Larimer Athletic Complex is located at the north end of the stadium. The structure contains a state-of-the-art strength and conditioning facility, locker room, sports medicine center, equipment room, academic resource center, offices and meeting rooms.

One of the most appealing aspects of the Glass Bowl renovation was the way in which the architects introduced a modern look while keeping the flavor and atmosphere of the old stadium intact. The two towers and the stone outer wall remain, giving the Glass Bowl a look and feel unlike any other football stadium in America.

Within the community, financial support for the project has been tremendous. Over 90 percent of the renovation cost


has come through donations from the private sector, and through the leasing of the suites and seats in the stadium club.

In recent years, new additions have helped keep the Glass Bowl one of the nation's sporting jewels. In 1999, the Glass Bowl became the first football stadium in the MAC to install a videoboard (later updated in 2010). A new Field Turf playing surface was installed prior to the 2008 season. A renovation of the Larimer Athletic Center was completed in 2014.

With all the changes to the Glass Bowl over the years, one thing has remained consistent—UT's winning tradition. The Rockets have won more than 68 percent of their games in the Glass Bowl since it opened in 1937, and more than 77 percent since 2000.



Overflow crowds made expansion of the Glass Bowl inevitable. More than 31,000 fans crammed into the old stadium to see the Rockets defeat Bowling Green, 24-10, in 1982.



The old press box, which could barely seat 50 members of the media, was dwarfed by construction of the new press tower in 1990.

GLASS BOWL HISTORY



The Larimer Athletic Complex, located in the south end of the Glass Bowl, debuted in 1991. A \$5.5 million renovation in 2014 included a new locker room, team meeting rooms, weight room and offices. New facades were built on the exterior, and a portion of the original stone wall was removed (above right) to allow the team to enter directly on the field from the locker room.



THE ROCKETS' HOMES FIELDS BEFORE THE GLASS BOWL

1918-22

Scott High School
Waite (H.S.) Bowl
Armory Park

1923-31

University Stadium
(Scott Park)

1932-33

St. John Field

1934-35

Swayne Field

1936

Libbey High School

1942

Swayne Field*

** UT played five of six home games at Swayne Field in an effort to conserve fuel for the war effort.*



The Rockets have drawn more than 30,000 fans in the Glass Bowl eight times since its renovation in 1990.

GLASS BOWL HISTORY



The Glass Bowl sits in the heart of UT's beautiful main campus.

GLASS BOWL FACTS

Construction Began: 1936
Construction Completed: 1937
Last Major Renovation: 1990
Cost to Build in 1937: \$313,558
Cost to Renovate in 1990: \$18.5 million
Original Seating Capacity: 8,000
Current Official Seating Capacity: 26,244
Largest Crowd: 36,852 (2001 vs. Navy)
Private Suites: 45
Stadium Club Seating: 300
Media Seating: 108
Surface: Field Turf

Toledo's Record In The Glass Bowl...

- **Overall:** 273-122-8 (.687)
- **Since 1990:** 106-32-2 (.764)
- **Since 2000:** 64-19 (.771)
- **Since 2010:** 23-7 (.767)
- **vs. MAC opponents:** 148-56-4 (.721)
- **vs. MAC opponents since 2000:** 47-11 (.810)
- **Longest unbeaten streak:** 17 (1969-72, 1999-2002 and 2002-2005)
- **Longest unbeaten streak (MAC games):** 13 (1988-91)

TOLEDO'S ALL-AMERICANS

2014

- Greg Mancz - 2nd-Team All-America, [Football Writers Association of America \(FWAA\)](#)

2011

- Eric Page - Honorable mention All-America, [SI.com](#)

2010

- Eric Page - First-team All-America, Sporting News, Walter Camp; Second-team All-America, [SI.com](#)

2009

- Eric Page - Honorable mention All-America, [SI.com](#)

2007

- John Greco - Third-team All-America, [Rivals.com](#)
- Brett Kern - Third-team All-America, [AP](#); Third-team All-America, [Rivals.com](#)

2004

- Bruce Gradkowski - Honorable mention All-America, [SportsIllustrated.com](#)
- Lance Moore - Honorable mention All-America, [SportsIllustrated.com](#)

2001

- Chester Taylor - Second-team All-America, ABC Sports Online; Third-team All-America, [AP](#); Fourth-team All-America, Sporting News; Honorable mention All-America, CNN/SI

2000

- DeJuan Goulde - Third-team All-America, Football News
- Chester Taylor - Honorable mention All-America, Football News

1999

- Colin Westrich - Third-team All-America, Sporting News

1995

- Wasean Tait - Third-team All-America, AP; Second-team All-America, UPI
- Steve Rosi - Honorable mention All America, UPI

1986

- Harold McGuire - Third-team All-America, AP

1982

- Tony Lee - Honorable mention All-America, AP

1981

- Mike Kennedy - Second-team All-America, NEA



Center Greg Mancz was named second-team All-America by the Football Writers Association of America in 2014.

1975

- Gene Swick - First-team All-America, UPI; Third-team All-America, AP; Finished 10th in the Heisman Trophy voting

1971

- Chuck Ealey - First-team All-America, Football News; Second-team All-America, UPI; Third-team All-America, AP; Finished eighth in the Heisman Trophy voting
- Mel Long - First-team All-America, AP; First-team All-America, UPI; First-team All-America, NEA; First-team All-America, FWAA
- Al Baker - Honorable mention All-America, AP
- Don Fair - Honorable mention All-America, AP
- Gary Hinkson - Honorable mention All-America, AP
- John Niezgodza - Honorable mention All-America, AP
- Bob Rose - Honorable mention All-America, AP

1970

- Mel Long - First-team All-America, NEA; Second-team All-America, AP; Third-team All-America, Central Press

1969

- Curtis Johnson - First-team All-America, NEA; Second-team All-America, AP; Second-team All-America, Central Press

1967

- Tom Beutler - First-team All-America, Central Press; Second-team All-America, NEA

1947

- Myron Carman - Second-team All-America, Williamson

1938

- Dan Bukovich - First-team All-America, AP

TOLEDO'S ALL-MAC SELECTIONS




Greg Mancz



Eric Page



Barry Church



John Greco



Bruce Gradkowski



Lance Moore

2014

Kareem Hunt - 1st team-O (RB)
 Greg Mancz - 1st team-O (C)
 Junior Sylvestre - 1st team-D (LB)
 Jeremiah Detmer - 2nd team-O (PK)
 Jordan Haden - 2nd team-D (S)
 Josh Hendershot - 2nd team-O (OL)
 Treyvon Hester - 2nd team-D (DT)
 Corey Jones - 2nd team-O (WR)
 Orion Jones - 2nd team-D (DT)
 Jeff Myers - 2nd team-O (OL)
 Alonzo Russell - 3rd team-O (WR)

2013

JEREMIAH DETMER - 1st team-O (PK)
 DAVID FLUELLEN - 1st team-O (RB)
 JAYRONE ELLIOTT - 1st team-D (DL)
 JUNIOR SYLVESTRE - 1st team-D (LB)
 ZAC KERIN - 2nd team-O (C)
 GREG MANCZ - 2nd team-O (OL)
 BERNARD REEDY - 2nd team-O (WR)
 TREYVON HESTER - 3rd team-D (DL)
 JEFF MYERS - 3rd team-O (OL)
 TERRANCE OWENS - 3rd team-O (QB)
 ALONZO RUSSELL - 3rd team-O (WR)

2012

DAVID FLUELLEN - 1st team-O (RB)
 ZAC KERIN - 1st team-O (C)
 DAN MOLLS - 1st team-D (LB)
 BERNARD REEDY - 1st team-O (WR, PR);
 2nd team-O (KR)
 JERMAINE ROBINSON - 1st team-D (S)
 JEREMIAH DETMER - 3rd team-O (PK)
 GREG MANCZ - 3rd team-O (OL)
 CHEATHAM NORRILS - 3rd team-D (S)
 ALONZO RUSSELL - 3rd team-O (WR)

2011

DESMOND MARROW - 1st team-D (CB)
 ERIC PAGE - 1st team-O (WR, KR, PR)
 MIKE VANDERMEULEN - 1st team-O (OL)

ZAC KERIN - 2nd team-O (C)
 ADONIS THOMAS - 2nd team-O (RB)
 T.J. FATINIKUN - 3rd team-D (DL)

2010

ARCHIE DONALD - 1st team-D (LB)
 ERIC PAGE - 1st team-O (WR, KR)
 ADONIS THOMAS - 2nd team-O (RB)
 DAN MOLLS - 2nd team-D (LB)
 T.J. FATINIKUN - 3rd team-D (DL)
 MIKE VANDERMEULEN - 3rd team-O (OL)

2009

BARRY CHURCH - 1st team-D (S)
 STEPHEN WILLIAMS - 1st team-O (WR)
 ERIC PAGE - 2nd team-O (WR)
 DAJUANE COLLINS - 3rd team-O (RB)
 ARCHIE DONALD - 3rd team-O (LB)
 ALEX STEIGERWALD - 3rd team-O (PK)

2008

BARRY CHURCH - 1st team-D (SS)
 STEPHEN WILLIAMS - 2nd team-O (WR)
 NICK MOORE - 2nd team-O (WR)
 DAJUANE COLLINS - 3rd team-O (RB)

2007

BARRY CHURCH - 1st team-D (SS)
 JOHN GRECO - 1st team-O (OL)
 JALEN PARMELE - 1st team-O (RB)
 ALEX STEIGERWALD - 2nd team-O (PK)
 STEPHEN WILLIAMS - 2nd team-O (WR)
 BRETT KERN - 2nd team-D (P)
 NICK MOORE - 3rd team-O (WR)

2006

MIKE ALSTON - 1st team-D (LB)
 BARRY CHURCH - 1st team-D (SS)
 JOHN GRECO - 1st team-O (OL)
 CHRIS HOPKINS - 1st team-O (TE)
 JALEN PARMELE - 1st team-O (RB)

2005

MIKE ALSTON - 1st team-D (LB)
 TRINITY DAWSON - 1st team-O (RB)
 BRUCE GRADKOWSKI - 1st team-O (QB)
 JOHN GRECO - 1st team-O (OL)
 KEON JACKSON - 1st team-D (SS)
 CHRIS HOPKINS - 2nd team-O (TE)
 ANTHONY JORDAN - 2nd team-D (LB)
 JASON ROBBINS - 2nd team-O (PK)

2004

PATRICK BODY - 1st team-D (FS)
 NICK KACZUR - 1st team-O (OT)
 LANCE MOORE - 1st team-O (WR)
 CHRIS HOLMES - 2nd team-O (TE)
 KEON JACKSON - 2nd team-D (Rover)

2003

ANDREW CLARKE - 1st team-O (TE)
 NICK KACZUR - 1st team-O (OT)
 LANCE MOORE - 1st team-O (WR)
 ERIK FAASEN - 2nd team-O (OT)
 TRINITY DAWSON - 2nd team-O (RB)
 FRANK OFILI - 2nd team-D (DE)
 BROCK DODRILL - 2nd team-D (LB)


2002

DAVID GARDNER - 1st team-D (LB)
 NICK KACZUR - 1st team-O (OL)
 CHRIS TUMINELLO - 1st team-O (C)
 TOM WARD - 1st team-D (LB)
 ERIK FAASEN - 2nd team-O (OL)
 CARL FORD - 2nd team-O (WR)
 BRANDON HEFFLIN - 2nd team-D (CB)


2001

CHESTER TAYLOR - 1st team-O (RB)
 DAVID BOCKMORE - 1st team-D (DL)
 TAVARES BOLDEN - 2nd team-O (QB)
 MATT COMER - 2nd team-O (OL)
 NICK KACZUR - 2nd team-O (OL)

TOLEDO'S ALL-MAC SELECTIONS




Chester Taylor



Tavares Bolden



Colin Westrich



Wasean Tait



Andy McCollum



Rick Isaiah

JAKE McLEAN - 2nd team-D (DL)

2000

JIM HARDING - 1st team-O (OL)
 CHESTER TAYLOR - 1st team-O (RB)
 TAVARES BOLDEN - 1st team-O (QB)
 TODD FRANCE - 1st team-O (PK)
 IRA SINGLETON - 1st team-D (LB)
 DeJUAN GOULDE - 1st team-D (DL)
 MICHAEL SCHAEFER - 2nd team-O (OL)
 KEVIN ROLLINS - 2nd team-D (LB)

1999

COLIN WESTRICH - 1st team-O (OL)
 CHESTER TAYLOR - 1st team-O (RB)
 JASON LAMAR - 1st team-D (LB)
 DeJUAN GOULDE - 1st team-D (DE)
 TODD FRANCE - 2nd team-O (PK)
 KEVIN ROLLINS - 2nd team-D (LB)

1998

COLIN WESTRICH - 1st team-O (OL)
 JASON LAMAR - 1st team-D (LB)
 MIKE BILIK - 2nd team-O (TE)
 DeJUAN GOULDE - 2nd team-D (DL)

1997

DWAYNE HARRIS - 1st team-O (RB)
 CLARENCE LOVE - 1st team-D (CB)
 MARCUS MATTHEWS - 1st team-D (LB)
 JASON RICHARDS - 1st team-D (DL)
 JIM BATES - 2nd team-O (C)
 MIKE BILIK - 2nd team-O (TE)
 BROCK KREITZBURG - 2nd team-O (WR)
 CHRIS WALLACE - 2nd team-O (QB)
 COLIN WESTRICH - 2nd team-O (OL)

1996

MARK HERRON - 1st team-D (FS)
 RYAN HUZZAK - 2nd team-O (QB)
 NATE JOHNSON - 2nd team-O (OL)

MARCUS MATTHEWS - 2nd team-D (LB)
 CRAIG DUES - 2nd team-D (LB)
 CLARENCE LOVE - 2nd team-D (CB)
 JASON RICHARDS - 2nd team-D (DL)
 TY GRUDE - 2nd team-D (P)

1995

WASEAN TAIT - 1st team-O (TB)
 STEVE ROSI - 1st team-O (TE)
 STEVE HAYNES - 1st team-D (DE)
 RYAN HUZZAK - 2nd team-O (QB)
 KEVIN MONTGOMERY - 2nd team-O (OT)
 TY GRUDE - 2nd team-D (P)
 JAMAL BELT - 2nd team-D (CB)
 CRAIG DUES - 2nd team-D (LB)

1994

CASEY McBETH - 1st team-O (TB)
 CHADD DEHN - 2nd team-O (OG)
 BO REICHART - 2nd team-D (DE)
 PETE STONE - 2nd team-O (C)

1993

AL BAKER - 2nd team-D (FS)
 MAURICE BULLS - 2nd team-D (DE)
 JIM GANT - 2nd team-D (LB)
 TERRY JACKSON - 2nd team-D (DT)
 CHARLIE WEBB - 2nd team-O (OG)

1992

MAURICE BULLS - 1st team-D (DE)
 MARCUS GOODWIN - 1st team-O (WR)
 CASEY McBETH - 1st team-O (TB)
 ANDY McCOLLUM - 1st team-O (OG)
 DAN WILLIAMS - 1st team-D (DE)
 RUSTY HANNA - 2nd team-O (PK)
 TERRY JACKSON - 2nd team-D (DT)

1991

ANDY McCOLLUM - 1st team-O (OG)

AL THIGPEN - 1st team-O (C)
 MARCUS GOODWIN - 1st team-O (WR)
 DAN WILLIAMS - 1st team-D (DE)
 DARREN ANDERSON - 1st team-D (CB)
 MATT EBERFLUS - 1st team-D (LB)
 VINCE MARROW - 2nd team-O (TE)
 KEVIN MEGER - 2nd team-O (QB)

1990

RICK ISAIAH - 1st team-O (WR)
 JERRY EVANS - 1st team-O (TE)
 CRAIG KULIGOWSKI - 1st team-O (OT)
 MATT EBERFLUS - 1st team-D (LB)
 PAT JOHNSON - 2nd team-O (FB)
 BEN MITCHELL - 2nd team-O (OG)
 NEIL TROTTER - 2nd team-O (TB)
 RUSTY HANNA - 2nd team-O (PK)
 DAN WILLIAMS - 2nd team-D (DE)
 DAN VARGO - 2nd team-D (S)

1989

RICK ISAIAH - 1st team-O (WR)
 CRAIG KULIGOWSKI - 1st team-O (OT)
 GEORGE LINBERGER - 1st team-O (OG)
 ROLAND TATUM - 1st team-D (LB)
 DOUG SPIDEL - 1st team-D (OT)
 WAYNE GOODWIN - 2nd team-O (TB)


1988

KEN MOYER - 1st team-O (OT)
 TODD OLSEN - 1st team-O (OG)
 MIKE McCREARY - 1st team-D (LB)
 BRUCE NICHOLS - 1st team-O (PK)
 TIM OLSEN - 2nd team O (OG)
 DOUG SPIDEL - 2nd team-D (OT)
 JON BOWSHER - 2nd team-D (DB)

1987

KEN MOYER - 1st team-O (OT)
 PAUL SANDOR - 1st team-D (DT)
 TODD OLSEN - 2nd team-O (OG)

TOLEDO'S ALL-MAC SELECTIONS




Brent Williams



Tony Lee




Mike Kennedy



Gene Swick



Don Seymour



Don Fair

MARK McCREARY - 2nd team-D (DE)
DEWAYNE FLETCHER - 2nd team-D (CB)
STEVE HUFFMAN - 2nd team-D (LB)

1986

KELVIN FARMER - 1st team-O (TB)
STEVE HUFFMAN - 1st team-D (LB)
HAROLD McGUIRE - 1st team-D (S)
TODD OLSEN - 2nd team-O (OG)
JOHN THOMAS - 2nd team-O (OT)
PAUL SANDOR - 2nd team-D (DT)
TIM INGLIS - 2nd team-D (LB)
MARC PATTON - 2nd team-D (S)

1985

BOB BEEMER - 1st team-D (DE)
TIM INGLIS - 1st team-D (LB)
HAROLD McGUIRE - 1st team-D (S)
BRENT WILLIAMS - 1st team-D (DT)
TERRY HEMMELGARN - 2nd team-O (OG)
DEXTER CLARK - 2nd team-D (CB)

1984

JOHN BERLAN - 1st team-O (OG)
BRIAN VEHAR - 1st team-O (OT)
STEVE MORGAN - 1st team-O (TB)
STEVE HOYT - 1st team-D (DE)
BRENT WILLIAMS - 1st team-D (DT)
MARK BRANDON - 1st team-D (CB)
DARRYL KERSHAW - 2nd team-O (C)
BOB BEEMER - 2nd team-D (DE)
HAROLD McGUIRE - 2nd team-D (S)

1983

JOHN BERLAN - 1st team-O (OG)
MARK BRANDON - 1st team-D (CB)
BRIAN VEHAR - 1st team-O (OT)
TONY LEE - 1st team-O (PK)
EMMANUEL COLE - 2nd team-D (DT)
CAPUS ROBINSON - 2nd team-O (WR)
MELVIN TUCKER - 2nd team-O (FB)

1982

CHUCK ROWLAND - 1st team-O (OT)
TONY LEE - 1st team-O (PK)
DARRYL MEADOWS - 1st team-D (DE)
CAPUS ROBINSON - 2nd team-O (WR)
JOHN BRADY - 2nd team-D (S)
MARLIN RUSSELL - 2nd team-D (LB)

1981

MIKE KENNEDY - 1st team-D (DB)
DAVID MENEFEE - 1st team-O (OG)
GREG HABZDA - 2nd team-O (OT)
JIM KELSO - 2nd team-O (QB)
ARNOLD SMILEY - 2nd team-O (TB)
MELVIN TUCKER - 2nd team-O (FB)
ALAN LYONS - 2nd team-D (DB)

1980

DAVID MENEFEE - 2nd team-O (OG)
TAD WAMPFLER - 2nd team-D (DB)

1979

MIKE KENNEDY - 1st team-D (DB)
DAVID MENEFEE - 2nd team-O (OG)
MIKE ALSTON - 2nd team-O (TB)
DOUG WILLIAMS - 2nd team-D (LB)
VIRGIL WILLIAMS - 2nd team-D (DB)

1978

JOE CONROY - 1st team-D (DE)

1977

DAVID HAUSFELD - 1st team-D (S)
AARON BIVINS - 2nd team-D (LB)

1976

AARON BIVINS - 2nd team-D (LB)

1975

GENE SWICK - 1st team-O (QB)
JEFF HEPINSTALL - 2nd team-O (WR)
GARY ZOLCIAK - 2nd team-O (OT)
LARRY MACEK - 2nd team-D (DE)
DAVE HAUSFELD - 2nd team-D (S)

1974

DON SEYMOUR - 1st team-O (TE)
JOHN ROSS - 1st team-O (WR)
GENE SWICK - 1st team-O (QB)
ED SCOTT - 1st team-D (LB)
RANDY WHATELY - 2nd team-O (E)
KEITH YOUNG - 2nd team-O (OG)
STEVE RAWLIK - 2nd team-D (S)

1973

DOUG NEUENDORF - 1st team-O (OG)
RANDY WHATLEY - 1st team-O (WR)
KEITH YOUNG - 1st team-O (OG)
GENE SWICK - 1st team-O (QB)
DON SEYMOUR - 2nd team-O (TE)
ED SCOTT - 2nd team-D (LB)
MARK HURT - 2nd team-D (CB)

1972

JEFF CALABRESE - 1st team-O (E)
BRUCE ARTHUR - 1st team-O (QB)
JOE SCHWARTZ - 1st team-O (TB)
WILLIE DUKE - 1st team-D (DT)
PETE ALSUP - 1st team-D (DB)
DON SEYMOUR - 2nd team-O (TE)
STEVE DONAHUE - 2nd team-D (DT)
JIM MULINIX - 2nd team-D (DB)


1971

CHUCK EALEY - 1st team-O (QB)
JOE SCHWARTZ - 1st team-O (TB)
DON FAIR - 1st team-O (E)
AL BAKER - 1st team-O (TE)
BOB ROSE - 1st team-D (DE)

TOLEDO'S ALL-MAC SELECTIONS



Chuck Ealey




Gary Hinkson




Curtis Johnson



Roland Moss



Frank Baker



George Machoukas

MEL LONG - 1st team-D (DT)
 JOHN NIEZGODA - 1st team-D (LB)
 GARY HINKSON - 1st team-D (FS)
 JOHN SAUNDERS - 1st team-D (SS)
 RON ROBERTS - 2nd team-D (DE)
 STEVE SCHNITKEY - 2nd team-D (MG)
 LEON CAMPBELL - 2nd team-O (OG)
 GLYN SMITH - 2nd team-O (WR)

1970

CHUCK EALEY - 1st team-O (QB)
 CHARLIE COLE - 1st team-O (FB)
 DON FAIR - 1st team-O (E)
 BOB CAVERLY - 1st team-O (OG)
 KEN WILSON - 1st team-O (OT)
 MEL LONG - 1st team-D (OT)
 BOB ROSE - 1st team-D (DE)
 JOHN NIEZGODA - 1st team-D (LB)
 STEVE SCHNITKEY - 1st team-D (MG)
 TOM DUNCAN - 1st team-D (DB)
 GARY HINKSON - 1st team-D (DB)
 AL BAKER - 2nd team-O (TE)
 DON HOTZ - 2nd team-D (DT)
 STEVE BANKS - 2nd team-D (DB)

1969

JIM RANCE - 1st team-D (DT)
 CHUCK EALEY - 1st team-O (QB)
 TONY HARRIS - 1st team-O (TB)
 KEN CROTS - 1st team-O (PK)
 JIM TYLER - 1st team-D (DE)
 MEL LONG - 1st team-D (DT)
 JOHN NIEZGODA - 1st team-D (LB)
 CURTIS JOHNSON - 1st team-D (CB)
 AL BAKER - 2nd team-O (TE)
 DON FAIR - 2nd team-O (E)
 BOB CAVERLY - 2nd team-O (OG)
 ED DAVIS - 2nd team-D (DE)

1968

ROLAND MOSS - 1st team-O (TB)
 MEL MILLER - 1st team-O (OG)

MEL TUCKER - 1st team-D (DE)
 CURTIS JOHNSON - 1st team-D (DB)
 KEN CROTS - 1st team-O (PK)
 DENNIS TOBIAS - 2nd team-O (E)
 ED DAVIS - 2nd team-D (DE)
 JIM RANCE - 2nd team-O (OG)

1967

TOM BEUTLER - 1st team-D (MG)
 JOHN SCHNEIDER - 1st team-O (QB)
 PAUL ELZEY - 1st team-D (LB)
 RAY HAYES - 1st team-D (DT)
 ROLAND MOSS - 1st team-O (TB)
 PETE KRAMER - 1st team-O (E)
 MEL TUCKER - 1st team-D (DE)
 JOHN BROWN - 1st team-O (OG)
 DON WYPER - 1st team-O (OT)
 JOHN FLYNN - 1st team-D (DB)

1966

BARRY SNEED - 1st team-D (LB)
 TOM BEUTLER - 1st team-D (MG)
 HENRY BURCH - 1st team-O (E)
 JOHN SCHNEIDER - 2nd team-O (QB)
 RAY HAYES - 2nd team-D (DT)

1965

STEVE ERICKSON - 1st team-O (OG)
 FRED ZIMMERMAN - 1st team-D (DE)
 TOM BEUTLER - 1st team-D (MG)

1964

JIM GRAY - 1st team-D (DB)

1963

WYNN LEMBRIGHT - 1st team (T)
 BOB WOZNIAK - 2nd team (T)

1962

FRANK BAKER - 2nd team (HB)

1961

FRANK BAKER - 1st team (HB)
 PETE JOLLIFF - 2nd team (E)

1960

BOB SMITH - 1st team (E)

1959

OCCIE BURT - 2nd team (HB)

1958

OCCIE BURT - 1st team (HB)
 FRANK HALADIK - 1st team (E)

1957

GENE COOK - 1st team (E)
 ROY HODGE - 1st team (E)
 SAM TISCI - 2nd team (QB)

1956

CLAYTON UMBLES - 1st team (OG)
 DON WRIGHT - 2nd team (HB)

1954

GEORGE MACHOUKAS - 1st team (C)
 MEL TRIPLETT - 1st team (FB)
 CLAYTON UMBLES - 2nd team (OG)

1953

CHARLES BARCELONA - 2nd team (OG)
 GEORGE MACHOUKAS - 2nd team (C)
 JULIUS TAORMINA - 2nd team (HB)

1952

RICHARD GORDON - 1st team (T)
 RICK KASER - 1st team (HB)

POST-SEASON HONORS

2014 - GREG MANCZ

Vern Smith Award (MAC Player of the Year)

2014 - KAREEM HUNT

2015 GoDaddy Bowl MVP

2014 - TRENT VOSS

2015 GoDaddy Bowl Defensive Player of the Game

2014 - DAMION JONES-MOORE

2015 GoDaddy Bowl Offensive Player of the Game

2013 - JEREMIAH DETMER

MAC Special Teams Player of the Year

2011 - BERNARD REEDY

Military Bowl MVP

2010 - ERIC PAGE

College Football Performance Awards National Kickoff Returner of the Year/MAC Special Teams Player of the Year

2007 - BRETT KERN

Finalist for the Ray Guy Award

2005 - MIKE ALSTON

GMAC Bowl Defensive Player of the Game

2005 - TRINITY DAWSON

GMAC Bowl Offensive Player of the Game

2005 - BRUCE GRADKOWSKI

Vern Smith Award - co-winner (MAC MVP) GMAC Bowl MVP

2005 - STEVE ODOM

GMAC Bowl Special Teams Player of the Game

2005 - JASON ROBBINS

MAC Special Teams Player of the Year

2004 - TOM AMSTUTZ

Ohio College Coach of the Year

2004 - BRUCE GRADKOWSKI

MAC Championship Game MVP

2003 - BRIAN JONES

Paradise Bowl Midwest Team Most Valuable Player

2002 - WILLIAM BRATTON

Football Writers Association of America Courage Award

2001 - DAVID GARDNER

Motor City Bowl Defensive MVP



Greg Mancz was named MAC Player of the Year in 2014.

2001 - CHESTER TAYLOR

MAC Championship Game MVP Motor City Bowl Offensive MVP

1997 - GARY PINKEL

MAC Coach of the Year

1995 - GARY PINKEL

MAC Coach of the Year Ohio College Coach of the Year

1995 - WASEAN TAIT

Vern Smith Award (MAC Player of the Year) MAC Offensive Player of the Year Las Vegas Bowl MVP

1984 - MARK BRANDON

MAC Defensive Player of the Year

1984 - STEVE MORGAN

California Bowl Outstanding Offensive Player

1984 - DAN SIMRELL

MAC Coach of the Year

1981 - MARLIN RUSSELL

California Bowl Outstanding Defensive Player

1981 - ARNOLD SMILEY

California Bowl Outstanding Offensive Player

1981 - CHUCK STOBART

MAC Coach of the Year

1979 - CHUCK STOBART

MAC Coach of the Year

1976 - AARON BIVINS

MAC Defensive Player of the Year

1975 - GENE SWICK

MAC Back of the Year Touchdown Club Sammy Baugh Award Football Roundup Offensive Player of the Year

1974 - GENE SWICK

MAC Back of the Year

1971 - CHUCK EALEY

MAC Back of the Year Tangerine Bowl Most Valuable Back

1971 - MEL LONG, SR.

MAC Lineman of the Year Tangerine Bowl Most Valuable Lineman

1971 - JACK MURPHY

MAC Coach of the Year

1970 - CHUCK EALEY

MAC Back of the Year

1970 - FRANK LAUTERBUR

MAC Coach of the Year

1970 - MEL LONG, SR.

MAC Lineman of the Year

POST-SEASON HONORS

1969 - DAN CROCKETT

Tangerine Bowl Most Valuable Lineman

1969 - CHUCK EALEY

MAC Back of the Year

Tangerine Bowl Most Valuable Back

1969 - FRANK LAUTERBUR

MAC Coach of the Year

1967 - TOM BEUTLER


MAC Lineman of the Year

1967 - FRANK LAUTERBUR

MAC Coach of the Year

1967 - JOHN SCHNEIDER

MAC Back of the Year



Frank Lauterbur won MAC Coach of the Year honors in 1967, 1969 and 1970.

TOLEDO'S HEISMAN TROPHY FINALISTS

1971 HEISMAN VOTE

- | | |
|-----------------------------------|------------|
| 1. Pat Sullivan, QB, Auburn | 1,597 |
| 2. Ed Marinaro, RB, Cornell | 1,445 |
| 3. Gregg Pruitt, RB, Oklahoma | 586 |
| 4. Johnny Musso, RB, Alabama | 365 |
| 5. Lydell Mitchell, RB, Penn St. | 251 |
| 6. Jack Mildren, QB, Oklahoma | 208 |
| 7. Jerry Tagge, QB, Nebraska | 168 |
| 8. Chuck Ealey, QB, Toledo | 137 |
| 9. Walt Pataliski, DE, Notre Dame | 121 |
| 10. Eric Allen, RB, Michigan St. | 109 |



Chuck Ealey

1975 HEISMAN VOTE


- | | |
|-----------------------------------|-----------|
| 1. Archie Griffin, RB, Ohio State | 1,800 |
| 2. Chuck Muncie, RB California | 730 |
| 3. Ricky Bell, RB, USC | 708 |
| 4. Tony Dorsett, RB, Pittsburgh | 616 |
| 5. Joe Washington, RB, Oklahoma | 250 |
| 6. Jimmy Dubose, RB, Florida | 112 |
| 7. John Sciarra, QB, UCLA | 86 |
| 8. Gordon Bell, RB, Michigan | 84 |
| 9. Leroy Selmon, DL, Oklahoma | 79 |
| 10. Gene Swick, QB, Toledo | 73 |



Gene Swick


RETIRED JERSEYS

Only four players in the history of the University of Toledo have had their jersey numbers retired.



16

Chuck Ealey




18

Gene Swick



82

Mel Triplett



77

Mel Long

ACADEMIC HONORS

ACADEMIC ALL-AMERICA/NATIONAL ACADEMIC HONORS

2012 - DAN MOLLS

Academic All-America First Team

2004 - LANCE MOORE

Academic All-America First Team

2003 - CHRIS TUMINELLO

NCAA Postgraduate Scholarship Recipient

2002 - CHRIS TUMINELLO

Academic All-America Second Team

2002 - TODD FRANCE

NCAA Postgraduate Scholarship Recipient

2001 - TODD FRANCE

Academic All-America First Team

20021 - CHRIS TUMINELLO

Academic All-America Second Team

2000 - TODD FRANCE

Academic All-America Second Team

1997 - CRAIG DUES

NCAA Postgraduate Scholarship Recipient

1996 - CRAIG DUES

Academic All-America Second Team

1995 - CRAIG DUES

Academic All-America First Team

1994 - CHADD DEHN

NCAA Postgraduate Scholarship Recipient

1988 - KEN MOYER

Academic All-America Second Team
NCAA Postgraduate Scholarship Recipient

1983 - MIKE MATZ

Academic All-America First Team

1982 - TED WAMPFLER


NCAA Postgraduate Scholarship Recipient

1980 - TED WAMPFLER

Academic All-America Second Team



Dan Molls made first-team Academic All-America in 2012.



Craig Dues was a two-time Academic All-American and earned an NCAA post-graduate scholarship in 1997.

ACADEMIC HONORS

ACADEMIC ALL-MAC

2014#

Jeremiah Detmer*
 Mike Ebert
 Nate Jeppesen
 Greg Mancz*
 Jordan Martin
 Jeff Myers
 Chase Nelson
 Storm Norton
 Zac Rosenbauer
 Brad Spelman
 John Stepec
 Logan Woodside*
 Alex Zmolik

*Distinguished Scholar-Athlete

2013

Jeremiah Detmer
 Zac Kerin
 Greg Mancz
 Matt Wall

2012

Jeremiah Detmer
 Zac Kerin
 A.J. Lindeman
 Greg Mancz
 Dan Molls
 Ben Pike
 Matt Wall

2011

Ryan Casano
 Dan Molls
 Zac Kerin
 Mike VanDerMeulen

2010

T.J. Fatinikun
 Kevin Kowalski
 Dan Molls
 Mike VanDerMeulen

2009

Beau Brudzinski
 Kevin Kowalski

2008

Beau Brudzinski
 Kevin Kowalski

2007

Brett Kern
 Mike Krispinsky

2006

Clint Cochran

2005

Jason Robbins

2004

Lance Moore
 Jason Robbins

2003

Lance Moore
 Frank Ofili

2002

David Gardner
 Frank Ofili
 Chris Tuminello

2001%

Andrew Clarke
 Matt Comer
 Todd France
 David Gardner
 Donta' Greene
 Frank Ofili
 Chris Tuminello

2000%

Andy Boyd
 Matt Comer
 Tim Dirksen
 Todd France
 David Gardner
 Lyle Green
 Jim Harding
 Marcus Hill
 Erik Kost
 John Manly
 Frank Ofili
 Michael Schaefer
 Jason Spiece
 Chris Tuminello

1999%

Andy Boyd
 Matt Comer
 Todd France
 David Gardner
 Donta' Greene
 Jim Harding
 Marcus Hill
 Erik Kost
 Justin Larrick
 Michael Schaefer
 Jason Spiece
 Chris Tuminello
 Jameel Turner

1998

Brock Kreitzburg
 Gabe Lindstrom



Jeremiah Detmer was a three-time Academic All-MAC honoree and earned Distinguished Scholar-Athlete honors in 2014.

ACADEMIC HONORS

ACADEMIC ALL-MAC

1997

Loren Burkey
Brock Kreitzburg

1996

Loren Burkey
Craig Dues
Chip Hendon
Ryan Huzjak

1995

Loren Burkey
Scott Brunswick
Craig Dues
Steve Haynes
Ryan Huzjak
Mark Spring
Pete Stone

1994

Scott Brunswick
Chadd Dehn
Craig Donaldson
Craig Dues
Ryan Huzjak
Pete Stone

1993

Chadd Dehn
Terry Jackson

1992

Brian Borders
Chadd Dehn
Rusty Hanna
Terry Jackson

1991

Brian Borders
Tony Borgerding
Chadd Dehn
Rusty Hanna
Terry Jackson
Andy McCollum

1990

Tony Borgerding
Rusty Hanna
Terry Jackson
Andy McCollum

1988

Jon Bowsher
Ken Moyer

1987

Steve Huffman
Ken Moyer

1986

Pat Delaney
Steve Huffman
Ken Moyer

1985

Ken Moyer

1984

Ken Granader

1983

Tony Lee
Mike Matz

1982

Tony Lee
Mike Matz

1981

Mike Matz
Tad Wampfler
Joe Yanowsky

1980

Tad Wampfler
Pete Kasper
Don Yanowsky

1979

Thomas Weaver

1978

Mike Grayson
Mark Sutter

1977

Jeff Hepinstall
Mark Sutter

1976

Mike Bell
Aaron Bivins
Jack Rohal

1975

Jeff Hepinstall

1974

John Ross
Ed Scott

1973

Mike Osborne

1972

Mike Archambeau
Mike Osborne
Joe Schwartz

1971

Mike Archambeau
Don Fair
Joe Schwartz

1970

Don Fair
Jerry Krugh
Joe Schwartz

1969

Don Fair
Jerry Krugh
Dave Penn

1968

Steve Beier
Dave Penn

1966

Mike Holobetz
Nel Miller

1965

Bill Sammons

Beginning in 2014, Academic All-MAC honors were awarded to any player with a 3.20 GPA or higher who was in his second year of athletic eligibility and had played in at least 50 percent of his team's games. Distinguished Scholar-Athlete awards were voted on by the league's faculty athletic representatives, similar to the previous selection process for Academic All-MAC

% From 1999-2001, the Mid-American Conference did not name Academic All-MAC teams. Instead, any student-athlete with a cumulative GPA of 3.0 or higher was named to the "Academic Honor Roll."

LETTERWINNERS (1917-2014)

A

Abbenzeller, Walter - 17
 Abrams, Brian - 85
 Abron, Anthony - 02
 Achter, Rod - 79-80-81-82
 Adebessin, Hassan - 04-05-06
 Aderman, Ralph - 39
 Adkins, Ed - 17
 Aguwa, Jerry - 05
 Alexander, Brandon - 04-05
 Alexander, Dodge - 23-24-25-26
 Alexander, Phil - 02-03-04
 Alexander, Scot - 77-78-79
 Alexander, William - 25
 Alexandre, Albertson - 08
 Allan, Ron - 61-62
 Allen, John - 05-06-07-08
 Alles, Todd - 91-92
 Alston, Mike, Sr. - 76-77-78-79
 Alston, Mike, Jr. - 03-04-05-06
 Alsup, Pete - 71-72-73
 Alvarex, Al - 37
 Amick, Marcus - 88-89-90
 Amrozowicz, Mike - 97
 Amstutz, Tim - 87-89
 Amstutz, Tom - 75-76
 Anderson, Dale - 40-41
 Anderson, Darren - 88-89-90-91
 Anderson, Hans - 73
 Anderson, Jehu - 99-00-01-02
 Anderson, Jerry - 53-54-55
 Anderson, Jesse - 05-06
 Anderson, Jim - 75-76
 Anderson, Terrell - 10-11
 Andrews, David - 88-89-90-91
 Andrzejewski, David - 52-53
 Ansted, Pete - 74-75-76
 Apling, Don - 59
 Appairius, Paul - 78
 Archambeau, Lurley - 63-64-65
 Archambeau, Mike - 72-73
 Arthur, Bruce - 70-72
 Aschliman, Lynn - 69-70-71
 Ashwood, Andreas - 08-09
 Atkins, Scott - 84
 Atkins, Walter - 06-07-08-09
 Aubry, Bob - 50
 Avery, Aaron - 96
 Azner, Sam - 07

B

Bachtel, Bruce - 61-62
 Baffo, Albert - 42
 Bailey, Robin - 06-07-08-09
 Bailey, Steve - 87-88-90
 Baker, Al - 69-70-71
 Baker, Al - 90-91-92-93
 Baker, Clark - 04
 Baker, Don - 62-63-64
 Baker, Frank - 60-61-62
 Baldy, Matt - 82
 Ballard, Isaiah - 08-09-10
 Baltes, Tony - 69-70
 Bame, Harry - 19-20-21-22
 Banks, Steve - 69-70-71




Frank Baker led the Rockets in rushing in 1961 and 1962.

Barcelona, Chuck - 51-52-53
 Barker, Jim - 98-00-01
 Barnes, Steve - 99
 Bartlett, Ted - 23
 Barry, Ryan - 89-90-91-92
 Bascomb, Art - 69
 Basich, Richard - 54-55-56
 Baskin, Ernie - 92-93-94
 Bates, Jim - 95-96-97
 Bates, Joe - 08
 Baumgartner, Jerry - 61-62-63
 Baumgartner, Robert - 32
 Bayles, Matt - 86-87
 Beach, William - 39
 Beard, Charles - 22
 Beaver, Clarence - 41
 Bechtel, Ron - 24
 Beck, Denver - 50
 Beckler, Lawrence - 23
 Beckwith, Derrick - 95-96-97-98
 Bedee, Ron - 53
 Beemer, Bob - 82-83-84-85
 Beier, Steve - 68-69
 Beier, Tony - 87
 Beilharz, Ken - 56
 Bekasiak, J.P. - 04-05-06
 Belcik, Mike - 67
 Bell, Dan - 70-71
 Bell, Mike - 74-75-76
 Bell, Robert - 09-10-11-12
 Bell, Willis - 78
 Bellinger, Julian - 09-10
 Belt, Jamal - 92-93-94-95
 Benedict, Pete - 59-60
 Benington, Dale - 70-71
 Beougher, Gary - 74-75
 Bergan, Bill - 85-86-87
 Berkey, Jim - 63-64-65
 Berlan, John - 82-83

Bernhagen, Ralph - 30
 Berry, Alan - 26
 Berry, Jack - 42
 Berry, Joe - 42
 Best, Byron - 09-10-11-12
 Beutler, Tom - 65-66-67
 Biehl, Robert - 33-34-35
 Bieniek, Dick - 56
 Biggs, Jeff - 82
 Bilik, Mike - 97-98-99
 Billingslea, Norm - 57-58-59
 Binder, Jon - 87
 Bishop, Kent - 84
 Bivins, Aaron - 75-76-77
 Black, Don - 47-48-49
 Black, Fred - 46-47-48
 Black, William - 58-60-61
 Blakey, Jesse - 64-65
 Blazek, Bill - 86-87-88
 Bloom, Joe - 29
 Bockmore, David - 99-00-01
 Bockmore, Paul - 01
 Bodart, Jerry - 75-76-77
 Body, Patrick - 01-02-03-04
 Boehme, Ron - 56-57-58
 Bogdalek, Jim - 60-61-62
 Bogel, Bryan - 91
 Bohl, Brett - 91
 Bolden, Tavares - 99-00-01
 Bolton, Louis - 32-33-34-35
 Boissy, Ed - 41
 Borders, Brian - 89-90-91-92
 Borgerding, Tony - 88-89-90-91
 Bowman, Steve - 70-71
 Bowsher, Jon - 85-86-87-88
 Boyd, Andy - 98-99-00-01
 Boyd, Tom - 91-92-93-94
 Boykin, Chris - 90-91-92
 Brady, John - 79-80-81-82
 Brandon, Mark - 81-82-83-84
 Bransford, Calvin - 91-92-93-94
 Branyan, Robert - 51-52
 Branyan, Rob - 72-73
 Bratton, William - 99-00-02
 Breed, Fred - 23
 Brewster, Chuck - 83
 Brewster, Mark - 91-92
 Briggs, Jack - 30
 Briggs, James - 34
 Bright, William - 34
 Brighton, Arthur - 38-39-40
 Brinley, James - 28-29
 Brisker, John - 68
 Brisker, Marlon - 96
 Britsch, Matt - 89
 Brodbeck, Brett - 07-08
 Broussard, Michael - 03-04
 Broussard, Quinton - 02-03-04-05
 Brown, Chad - 91-92-93
 Brown, Dan - 73-74-75
 Brown, Greg - 83
 Brown, Howard - 35-36
 Brown, Jerry - 48-49
 Brown, John - 65-66-67
 Brown, Keiron - 05-06

Brown, Phil - 88-89
 Brown, Romauldo - 88-89-90
 Brown, Tyrone - 92-93-94
 Brownlee, Willie - 78
 Brownridge, Craig - 80
 Brudzinski, Beau - 06-07-08-09
 Bruggeman, Delbert - 33-34
 Bruner, Jerry - 40
 Brunswick, Scott - 92-93-94-95
 Bryant, Nate - 92
 Bubacz, Don - 49
 Buchanan, Larry - 86
 Buchs, Robert - 64-65-66
 Bukovich, Dan - 37-38-39
 Bulls, Maurice - 91-92-93
 Bulnes, Bob - 79-80-81
 Burch, Glenn - 82-83
 Burch, Henry - 64-65-66
 Burdick, Ty - 85-86-87-88
 Burgbacher, Charles - 68-69-70
 Burgin, Ed - 50
 Burke, Fabian - 97-98-99-00
 Burkey, Loren - 95-96



Mike Bell lettered from 1974-76 and later served as the mayor of Toledo from 2010-14.

Burman, Richard - 32
 Burnett, Jim - 61
 Burns, Jeff - 84-85-86
 Burras, Ed - 46-47-48-49
 Burt, Occie - 57-58-59
 Burzine, Tom - 06-07-08-09
 Busch, Jeff - 72-73-74
 Bush, Ray - 11-13-14
 Bushong, Jeff - 80-81-82-83
 Butler, Melvin - 04
 Byrdey, Bill - 78-79-81

C

Caffey, Tim - 90-91
 Calabrese, Jeff - 70-71-72
 Calaiacovo, Dan - 92
 Cameron, Jim - 57-58-59
 Cameron, Jim - 73-74-75

LETTERWINNERS (1917-2014)

Campbell, Austin - 24-25
 Campbell, Clarence - 17
 Campbell, Jack - 58-59-60
 Campbell, Leon - 68-70-71
 Capen, Mike - 93
 Caponigro, John - 76
 Carlson, Erik - 10-11
 Carman, Myron - 46-47-48-49
 Carnicom, Tom - 53-54
 Carpenter, Keith - 66
 Carson, Clarence - 32
 Carson, Robert - 51-52
 Caverly, Robert - 68-69-70
 Caywood, Dan - 71
 Cecutti, Mark - 78-79
 Chamberlain, Michael - 05-06
 Charles, Glenn - 28-29-30
 Charleton, Chris - 02
 Cherry, Doug - 72-73-74
 Christensen, Jerry - 93-94-95
 Church, Barry - 06-07-08-09
 Cira, Paul - 53
 Cisco, Marc - 59-60
 Clark, Dexter - 83-84-85-86
 Clark, Lyle - 42
 Clark, Patrick - 05-06
 Clark, Ron - 59
 Clarke, Andrew - 01-02-03
 Claus, Bill - 08-09-10-11
 Clemons, Frank - 40-41
 Cochran, Clint - 05-06-07
 Cochran, Pete - 85
 Coeling, Brent - 81
Cole, Cameron - 13
 Cole, Charles - 69-70
 Cole, Dan - 99
 Cole, Emerson - 47-48-49
 Cole, Emmanuel - 80-81-82-83
 Cole, Jack - 51-52
 Cole, John - 25-27
 Cole, Nate - 07-08-09-10
Coleman, Jaylen - 13-14
 Collins, Carl - 25
Collins, Chris - 12-13-14
 Collins, DaJuane - 06-07-08-09
 Collins, George - 49
 Collins, Joseph - 67
 Collins, Justin - 07
 Comer, Matt - 98-99-00-01
 Conley, Stacey - 78-79-81
 Conners, Pat - 54-55
 Connor, Brian - 93
 Conroy, Joe - 74-76-77-78
 Constant, Skyllaar - 06-07-08-09
 Cook, Gene - 55-56-57
 Cornachione, Craig - 71-72
 Cortazzo, Tim - 09-10
 Cotter, Pat - 73-74-75
 Cottrell, Ernest - 48-49
 Cottrill, Clark - 49-50
Covington, Allen - 12-13-14
 Cowan, Steve - 91-92
 Cox, Dan - 77-78-79
 Cox, Jason - 02
 Cradieth, Torrance - 99-00-01

Craig, Richard - 37-38-39
 Crockett, Daniel - 68-69
 Crockett, James - 23
 Cron, Joe - 82-83
 Cross, Tom - 78
 Crosser, Paul - 24
 Crots, Ken - 67-68-69
 Crots, Virgil - 74
 Cunningham, Jon - 99
 Cuomo, Adam - 02
 Curry, Ray - 96-97-98
 Cutcher, Eddie - 91
 Czelusta, Frank - 24-25

D

Dadosky, Mike - 72
 Dally, James - 60-61
 Dalmas, Paul - 95-96
 Dame, Robert - 54-55
 Dandridge, Keith - 01
 Daniels, Dave - 65-66-67-68
 Daniels, David - 63
 Daniels, Sid - 99-00-01
 Daniszewski, Mark - 78-79
 Dantin, Austin - 09-10-11-12
 Dauer, Jack - 71
 David, Frank - 61-62
 David, Tom - 89
 Davidson, Jimmy - 10-11-12
 Davis, Ed - 67-68-69
 Davis, Gene - 37
 Davis, Keith - 33
 Davis, Richard - 35
 Davis, Richard - 05-06
 Davis, Romain - 94-95-96-97
 Dawson, Trinity - 02-03-04-05
 Day, James - 35-36-37
 DeBarr, Ed - 74-75-76
 Deer, James - 74
 Dehn, Chadd - 91-92-93-94
 Delaney, Pat - 84-85-86-87
 Delcher, Jack - 27-28-29
 Delwiche, Larry - 78
 DeMaria, Jesse - 80
 Denney, Mike - 80-81-83
 Dennis, Fred - 49
 Dennis, John - 67-68
 Densmore, Warren - 38-39-40
 Detmer, Jeremiah - 11-12-13-14
 DeWalt, Jared - 06-07-08-09
 Dickey, Brett - 83-84
 Dickey, Richard - 46-47
 Diggs, Chad - 06
 DiLauro, Joseph - 88-89-90-91
 Dirksen, Tim - 01-02
 DiSalle, Louis - 34-35-36
 Dixon, Robert - 46-47-48-49
 Dobis, Richard - 55
 Dodrill, Brock - 01-02-03
 Doliboa, Tom - 76
 Donahue, Steve - 70-71-72
 Donald, Archie - 06-08-09-10
 Donaldson, Craig - 91-92-93-94
 Donley, William - 27
 Draves, Richard - 27

Dressel, Leo - 42
 Dues, Craig - 93-94-95-96
 Duhaime, Fredrick - 33
 Duke, Willie - 70-71-72
Dukes, Christian - 12-13-14
 Dunbar, Keith - 85-86-87
 Duncan, Thomas - 68-69-70
 Duncan, Walter - 87-88-89-90
 Dunstan, Doug - 91
 Dunn, Gary - 67-69
 Dunn, Harold - 26-27-28-29
 Dunwald, Herman - 67-68-69
 Durant, Romules - 95-96-97-98
 Durham, William - 55
 Durst, Joe - 76

Emery, Lee - 64-65
 Emery, Willie - 91
 Emilian, Vladimir - 12-13
 Emmert, Parks - 26
 Engel, Erik - 94-95
 Enright, William - 30
 Erickson, Steve - 63-64-65
 Ernest, James - 56
 Estes, Tom - 57-58
 Ettenger, Elwood - 47
 Evans, Jerry - 87-88-89-90

F

Faasen, Erik - 01-02
 Fair, Don - 69-70-71
 Fair, Paul - 68
 Faison, Chris - 06-08
 Faithful, Bernard - 04-05-06-07
 Farbrother, Dan - 53-54-55
 Farmer, Harry - 47
 Farmer, Kelvin - 84-85-86
 Farmer, Tim - 94
 Farr, Danny - 10-11-12
 Farris, Ed - 72-73-74
 Fatinikun, T.J. - 09-10-11-12
 Fatula, David - 05-06
 Faulkner, Mark - 84
 Feldstein, Joe - 22
 Fellabaum, Donald - 23
 Fernandez, Matt - 94-95-96-97
 Feters, William - 30
 Filliater, Greg - 71-72
 Finley, Charles - 51-52-53
 Finucan, Mike - 73
 Fioritto, Pete - 77
 Fitzgibbons, Shaun - 05-06
 Flack, Robert - 65-67-68
 Fletcher, Dewayne - 86-87-88-89
 Fletcher, Drake - 13-14
 Flowers, Jason - 03-04-05
 Floyd, Alvin - 57-58-59
 Fluellen, David - 10-11-12-13
 Flynn, John - 65-66-67
 Flynn, Robert - 68-69-70
 Flynn, William - 64-65
 Foltz, James - 46-47-48
 Ford, Burton - 22-23
 Ford, Carl - 99-00-01-02
 Ford, Larry - 82
 Forestal, Keith - 05-06-07-08
 Fortman, Carl - 75
 Formentin, John - 90-91-92-94
 Fortner, Ryan - 00
 Foster, Lawrence - 93
 Fought, Lester - 38-39-40
 Fought, Matt - 07-08
 France, Todd - 98-99-00-01
 Francis, Tozere - 74-75-76
 Franklin, Lester - 38-39-40
 Fredricks, Mike - 78-79
 Freeman, Mace - 95-96-97-98
 Frierson, Leo - 99-00-01
 Fuller, Sidney - 76



Current Toledo superintendent of schools Romules Durant was a four-time letterwinner from 1995-98.

Dyser, Bryan - 94
 Dye, Paul - 00-01-02


E

Ealey, Chuck - 69-70-71
 Ealey, Damon - 95
 Earley, Richard - 61
 Eberflus, Matt - 88-89-90-91
 Eberlin, Rich - 70-71-72
Ebert, Mike - 13-14
 Edwards, Wilson - 28-29-30
 Ehrhardt, Clarence - 40
 Ehrhardt, Richard - 46-47
 Elchert, Andrew - 10
 Eldridge, Herb - 50
 Elliott, Jayrone - 10-11-12-13
Ellis, Nick - 14
Ely, Phillip - 14
 Elzey, Arnold - 65
 Elzey, Paul - 65-66-67
 Emerson, Alan - 30

LETTERWINNERS (1917-2014)

G

Gabel, Brian - 86-87
 Gadt, Floyd - 50-52
 Gaines, Don - 01
 Galayda, Dennis - 58-60
 Gall, William - 46-47
 Gamby, Rodney - 03-04
 Gandee, Kevin - 77
 Gant, Jim - 91-92-93
 Gant, Roosevelt - 75
 Gardner, David - 99-00-01-02
 Gardner, Mike - 74-75
 Garrett, Buster - 07-08
 Gasiorowski, James - 49-50
 Gast, Les - 35-36
 Gaymon, Sam - 10-11-12
 Geese, Robert - 39-40-41
 Geis, Mike - 87
 Geitgey, Donald - 39-40-41
 George, Levi - 07
 Gerber, Henry - 17
 Gerson, Harold - 37
 Gewont, Jan - 08
Gibbs, Keenen - 14



Dick Huston (1941, 46-47) had 15 touchdown runs of 40 or more yards.

Gibney, Chuck - 63
 Gibney, Tom - 57-58-59
 Gibson, Phil - 98-99-00-01
 Giles, Henry - 39
 Gillooly, Thomas - 32-33
 Gilmore, Fred - 50-51
 Giordano, Joe - 52
 Giuntolis, Rex - 60
 Gladieux, Alton - 42
 Glase, James - 42
 Godfrey, Archie - 00
 Goins, Richard - 48
 Golden, Justin - 96-97
 Gongwer, Warren - 39-40-41

Good, Clarence - 84-85-86
 Goodman, Jim - 69-70-71
 Goodrich, Keith - 71-72-73
 Goodwin, Marcus - 89-90-91-92
 Goodwin, Wayne - 89
 Gordon, James - 11-12
 Gordon, Richard - 50-51-52
 Gosline, Robert - 32
 Gossman, Dan - 90
 Goto, Hiro - 98
 Gotwald, Jon - 75-76-77-78
 Goulde, DeJuan - 98-99-00
 Goulde, Dorian - 00
 Grace, Tom - 64-65-66
 Gradkowski, Bruce - 02-03-04-05
 Grailler, George - 40
 Granader, Ken - 82-83-84
 Gray, Jim - 62-63-64
 Grayson, Mike - 78-79
 Greco, John - 04-05-06-07
 Green, James - 10-11-12-13
 Green, Jeff - 92-93-94
 Green, Jeff - 05-06
 Green, Lyle - 97-98-99-00
 Greenberg, Scott - 01
 Greene, Donta - 99-00-01-02
 Greene, Robert - 64
 Greer, James - 75
 Greisiger, Bill - 76-77
 Griffin, Anthony - 92
 Gross, Guy - 66
 Gross, James - 32
 Gross, Nat - 81-82
 Grothous, Greg - 99-00-01-02
 Grude, Ty - 93-94-95-96
 Gruenschlaeger, Steve - 83
 Gruno, Tom - 84-86-87-88
 Grutter, James - 60-61-62
 Gudger, John - 79-80-81-82
 Gulick, Merle - 24-25
 Guitteau, Tom - 62
 Gwinn, Chuck - 62

H

Habzda, Greg - 79-80-81
 Hackley, Edwin - 36
 Haden, Jordan - 12-13-14
 Haggerty, James - 51-52-53
 Haladik, Frank - 49-50
 Halgas, Robert - 49-50
 Hall, Harold - 47-48-49
 Hall, Harry - 52
 Hall, Maurice - 78-79-80-81
 Hall, Skip - 73
 Hambline, Russ - 79
 Hamilton, Mardo - 46-47-48
 Hamilton, Shannon - 90
 Hamilton, Steve - 93
 Hamlar, David - 46
 Hammer, Donald - 42
 Hamood, Sameer - 98-99-00-01
 Han, Willi - 49
 Hancock, Willie - 58-59-60
 Hanley, Joe - 52-53
 Hanna, Rusty - 89-90-91-92

Hannum, Brandon - 00-01-02
 Harberson, Alan - 83
 Harding, Jim - 97-98-99-00
 Hardy, Bill - 89-90
 Hardy, Charles - 46-47-48
 Hardy, David - 46-47
 Harman, R. R. - 47-48
 Harman, Hal - 75
 Harper, Dawalyn - 11-12-13
 Harper, John - 75
 Harrah, Rick - 87
 Harris, Dwayne - 95-97-98
 Harris, Ed - 82-83-84-85
 Harris, Greg - 07-08
 Harris, Tony - 69-70
 Hartong, Bryan - 85-86-87-88
 Harroun, George - 17
 Harshman, Paul - 63-64
 Harste, Adolf - 27-28-29
 Hatfield, Keno - 34-35-36
 Hatgas, Mark - 94-96
 Hauser, James - 65-66
 Hausfeld, Dave - 74-75-76-77
 Hawkins, Andrew - 05-06-07
 Hay, Greg - 05-06-07
 Hayes, Donta - 99-00-01-02
 Hayes, Robert - 38-39-40
 Hayes, William - 65
 Haynes, Howard - 46
Haynes, Juwan - 12-13-14
 Haynes, Steve - 94-95
 Hays, Jim - 48-49-50
 Hedberg, Axel - 48-49
 Hefferman, Jim - 57-58
 Hefflin, Brandon - 00-01-02
 Heider, Jim - 57
 Heller, Eric - 06
 Hemmelgarn, Terry - 83-85
 Hendershot, Josh - 11-12-13-14
 Henderson, Howard - 84
 Hendon, Chip - 94-95-96
 Hennessey, Chad - 35-36-37
 Henning, Fred - 59-60
 Hepinstall, Jeff - 75-76-77
 Herbert, John - 61-62
 Herbert, Tyrrell - 04-05-06-08
 Herndon, Kelly - 95-96-97-98
 Herrold, Dennis - 60
 Herron, Mark - 93-94-95-96
Hester, Treyvon - 13-14
 Heuer, Michael - 02-03-04
 Hickman, David - 66-67-68
 Hicks, Barrion - 84
 Higgins, Kenny - 04
High, Josh - 14
 Hill, Marcus - 99
 Hill, Maurice - 06-07-08-09
 Hinkle, Dave - 46-47
 Hinkson, Gary - 69-70-71
 Hirsal, Tony - 87-88-89
 Hisson, Carleton - 28-30-32
 Hladio, Frank - 69
 Hobbs, Mark - 72
 Hodge, Roy - 55-56-57
 Hohenberger, Chris - 78-79-80-81

Hollifield, Chris - 94-95-96-97
 Holmes, Chris - 01-02-03-04
 Holmes, Fred - 52-53
 Holobetz, Mike - 65-66
 Holzer, Tom - 54
 Hoogendoorn, Russ - 59-60-61
 Hook, William - 23
 Hoover, Harper - 22-23
 Hopkins, Chris - 04-05-06-07
 Horton, Kenley - 03
 Hotz, Don - 69-70
 Hotz, George - 69
 Howell, Dan - 55-56-57
 Hoyt, Steve - 81-82-83-84
 Hritzko, Dan - 41-46-47
 Hromika, Dennis - 65-66-67
 Hubbard, Shane - 08
 Hudson, Terrance - 01-02-03-04
 Huebner, Brad - 67
 Huffman, Steve - 85-86-87
 Huggler, Fred - 49-50
 Hughley, Renza - 86-87
 Humbert, Gary - 84
Hunt, Kareem - 13-14
 Hunt, Robert - 54-55-56
 Huntley, Mark - 82
 Hunyadi, Butch - 78-79-80-81
 Hurlburt, Joe - 77
 Hurt, Mike - 70-71
 Hurt, Mark - 73-74-75-76
 Huston, Richard - 41-46-47
 Huston, Bill - 75
 Hutchinson, Eric - 84-86-87
 Huzjak, Ryan - 93-94-95-96
 Hymore, Frank - 75-76

I-J


Ilich, Jovan - 97-99-00
 Inglis, Tim - 83-84-85-86
 Irvin, Miquel - 99-00
 Irvine, Tim - 71-72
 Isaiah, Rick - 87-88-89-90
 Jackson, Isaiah - 96-97-98
 Jackson, Jeff - 80-81
 Jackson, Keon - 02-03-04-05
 Jackson, Terry - 90-91-92
 Jackson, Thomas - 92
 Jackson, Webster - 01
 Jaeschke, Donald - 33
 James, Jeff - 73
James, Tre - 14
 Jaquillard, Chris - 93
 Jarm, Frank - 77
 Jarrett, Olanzo - 99
 Jefferson, Ed - 77-78
 Jeudy, Lantz - 02-03
 Jenkins, Asa - 51
 Jesion, Mike - 65
 Johnson, Alex - 07-08-09-10
 Johnson, Curtis - 67-68-69
Johnson, Delando - 13-14
 Johnson, Gordon - 22
 Johnson, Jamie - 93-94-95-96
 Johnson, John - 64-66
 Johnson, Jon'Vea - 14

LETTERWINNERS (1917-2014)

Johnson, Keith - 77
 Johnson, Manny - 99-00-01-02
 Johnson, Nate - 94-95-96
 Johnson, Pat - 87-88-89-90
 Johnson, William - 49
 Johnston, Barry - 84
 Johnston, Scott - 71
 Jolliff, Pete - 59-60-61
 Jones, Brian - 02
 Jones, Bryant - 83

Jones, Corey - 13-14
 Jones, Elijah - 10-11-12
 Jones, Jerome - 08-09-10-11
 Jones, Joey - 95-96-97
 Jones, John - 87-88
 Jones, Marc - 73
 Jones, Nate - 00-01
Jones, Orion - 12-13-14
 Jones, Steve - 67-68-69
 Jones, Waynard - 84-85
Jones-Moore, Damion - 13-14
 Jordan, Anthony - 02-03-04-05
 Julian, Michael - 14

K
 Kaczmarek, Rick - 72-73-74
 Kaczur, Nick - 01-02-03-04
 Kadlick, Frank - 41
 Kagy, Ethan - 11-12-13
 Kampfe, Doug - 62



Curtis Johnson (1967-69) was a starting cornerback for the Miami Dolphins in Super Bowl VII in 1973.

Karikas, Dave - 75-76-77
 Kaser, Ed - 54-55-56
 Kaser, Richard - 51-52-53
 Kasper, Pete - 78-79-80
 Kasprzak, Greg - 86
 Katzenstein, Joe - 52-53
 Kaufman, Ron - 60-61
 Kavanaugh, Matt - 00
 Kazmaier, Donald - 24-26-27-28

Kazmaier, Richard - 24-25
 Keeler, Dave - 75
 Keene, Steve - 87-88
 Keesee, Rick - 85
 Keim, George - 71-72-73
 Keighley, Hank - 08-11-12
 Kelleher, Bob - 75-76
 Keller, Harry - 61
 Keller, Ken - 17
 Keller, Nick - 17
 Keller, Ray - 62
 Kelley, Jason - 89-90-91-92
 Kelso, Jim - 80-81-82-83
 Kendel, Jim - 76
 Kendrick, Dean - 49
 Kenerly, Irv - 76-77-78
 Kennedy, Mike - 77-78-79-81
 Kennedy, Steve - 72
 Keran, Dennis - 67
 Kerin, Zac - 10-11-12-13
 Kern, Brett - 04-05-06-07
 Kerner, Richard - 77
 Kershaw, Darryl - 83
 Kerstetter, Robert - 38-39
 Kertz, Joseph - 30
 Ketterman, Dal - 56-57
 Kettle, Dale - 30
 Kidd, Kevin - 95-96-97
 Kijowski, Pete - 55
 Kilgo, Kevin - 07
 King, Anthony - 07
 King, Gregg - 95-96-97-98
 King, Howard - 34
 Kinnee, Matt - 88-89
 Kiser, Al - 55
 Kissane, William - 39-40
 Klaer, Ryan - 94-96
 Klotz, Ron - 60-61-62
 Klugh, Harvey - 77
 Knecht, Ed - 48-49
 Knox, Robert - 66-67
 Kocsis, Lon - 79-81-82
 Kocsis, Rock - 82
 Komorowski, Vincent - 29
 Kontak, Emil - 35-36-37
 Kooken, Ray - 55-56
 Kootz, John - 56
 Korotky, Harry - 55
 Kost, Erik - 00
 Kotnik, Don - 63
 Kowalski, Kevin - 07-08-09-10
 Krach, Jack - 49
 Krach, Joe - 46-47-48-49
 Kralik, Frank - 49-50-52
 Krall, Gary - 74
 Kramer, Pete - 65-66-67
 Krasula, Mike - 76-77
 Kratch, Colby - 11-12
 Kregel, David - 62-64
 Kreitzburg, Brock - 95-96-97
 Krieger, Daniel - 25-26-27
 Krieger, Robert - 65-66
 Krimm, Paul - 86-87-89
 Krispinsky, Michael - 04-05-06-07
 Krugh, Jerry - 69

Kruse, Kevin - 80
 Kubiak, Tim - 93
 Kuebbeler, Rollin - 24-25
 Kuligowski, Craig - 87-88-89-90
Kulon, Adam - 14
 Kushner, Nick - 65

L
 Lajewski, Joe - 88-89-90-91
 Lamar, Jason - 97-98-99
 Lamb, Jeff - 89-90
 Lamb, Johnathan - 08-09-10-11
 Lamb, Steve - 80
 Lamb, Tom - 88-89-91
 Lanari, Steve - 78
 Landrom, Jamar - 02
 Langel, Gary - 72
 Lanzi, Ed - 52
 Lanzi, Harry - 50-51-52
 Laraway, Jack - 78-79-80-81
 Larrick, Justin - 99
 Laude, David - 49
 Lawrence, Nick - 05-06-07
 Lawson, Tony - 85-88
 Lee, Tony - 81-82-83
 Lefkowitz, Leonard - 57
 Lembright, Wynn - 61-62-63
 Lemie, Carl - 46-47
 Lenehan, D.J. - 07
 Lenix, Mike - 97-98-99
 Lepley, Pete - 05
 Lewis, Al - 46-47-48-49
 Lewis, Phil - 11-12
 Ligibel, Clarence - 41-42
 Linberger, George - 86-87-88-89
Linch, Jack - 14
 Lindeman, A.J. - 10-11-12
 Lindsay, Matt - 74-75
 Lindsay, Phil - 51
 Lindsay, Jim - 81
 Lindstrom, Gabe - 97-98
 Ling, Jeff - 98-99
 Lisowski, Robert - 12-13-14
 Loeri, Ken - 77
 Lomberger, Rudy - 98-99-00
 Long, Mel, Sr. - 69-70-71
 Long, Mel, Jr. - 97-98-99-00
 Long, Paul - 76-78-79
 Longenecker, Clinton - 76
 Loper, Willie - 64-65
 Losonski, Joe - 36
 Love, Clarence - 94-95-96-97
 Lovelace, Harold - 89
 Lowry, Ron - 61-62
 Lucente, Fred - 38
 Luderman, Larry - 74-76
 Luketich, Frank - 77
 Luna, Greg - 05-06
 Lundy, Lloyd - 78-79
 Lyskova, Charles - 40-41
 Lyons, Al - 81-82

M
 Mabbott, Eric - 78
 Macek, Larry - 73-74-75

Machoukas, George - 51-52-53-54
 Mack, Jeremy - 05-06-07
 Macon, Dwight - 11-12-13-14
 Madison, Ross - 10-11-12-13
 Maher, Francis - 37-38-39
 Malone, Antonio - 02-03-04-05
 Mancz, Greg - 11-12-13-14
 Manley, Phillipkeith - 08-09-10-11
 Manly, John - 99
 Mann, Cliff - 23
 Mann, Jason - 99-00-01
 Manthey, Mike - 73-74-75
 Manton, Joseph - 22
 Manu, Loa - 90
 Manuel, James - 68-69
 Manuszak, Mike - 76
 Marihaugh, Charles - 24
 Marinkov, Steve - 84
 Marohn, Robert - 55
 Marquard, Jim - 86-87
 Marotti, Louis - 37-38-39
 Marrow, Desmond - 06-08-10-11
 Marrow, Vince - 91
 Marshall, Douglas - 28-29
 Martin, Alfred - 04-06-07
 Martin, Astin - 02-03
 Martin, Bo - 03-04-05-06
 Martin, Don - 48-49
 Martin, Jeff - 32-33
Martin, Jordan - 13-14
 Martin, Robert - 62-63-64
 Martin, Ronald - 62-63-64
 Martishius, Walt - 55-56-57
 Massey, J.D. - 73-75
Mathis, Trevon - 14
 Matthews, Marcus - 94-95-96-97
 Matz, Mike - 81-82-83
 Mauss, Carleton - 48-49
 Mawer, Stanley - 17
 Maxwell, George - 54-55-56
 Mays, Mark - 79
 McBeth, Casey - 91-92-94
 McCants, Willie - 56
 McCartney, Tom - 59-60-61
 McCollum, Andy - 89-90-91-92
 McCray, Antwon - 99-00-01
 McCreary, Mike - 86-87-88
 McCulley, Skip - 76-77-78-79
 McDougale, Scooter - 04
 McDowell, Cassius - 11-12-13
 McFarlin, Marques - 05
 McGuire, Darion - 07
 McGuire, Harold - 83-84-85-86
 McGuire, Philip - 26
 McHugh, Colin - 08-09-10
 McInnes, Malcolm - 22
 McIntosh, Damien - 08
 McKimmy, Dick - 53-54-55
 McKinney, Kevin - 91-92-93-94
 McKinnon, Hector - 38-39
 McLean, Jake - 98-99-00-01
 McManue, Francis - 30
 McMillan, Harry - 64
 McMorgan, Gifford - 23
 McNitt, Scott - 83

LETTERWINNERS (1917-2014)

McNutt, Henry - 28-29-30
 Meadows, Darryl - 81-82
 Meenan, Chris - 07-08
 Meger, Kevin - 89-90-91-92
 Mele, Chris - 78-81
 Melfi, Mark - 87-88-89
 Mell, James - 59-60
 Menefee, Dave - 78-79-80-81
 Menefee, Robert - 02
 Mengle, Raymond - 30
 Meredieth, Casey - 08
 Merrick, Chris - 96-97
 Meyerhofer, Henry - 30
 Miceli, Frank - 92
 Middlebrooks, Bob - 75
 Miercynski, Leopold - 26-27
 Miklovic, Ned - 56-57-58
 Milburn, Rick - 82-83
 Miley, George - 47-48-49-50
 Milkie, Brett - 78-79
 Miller, Len - 74-75
 Miller, Mel - 66-67-68
 Miller, Tony - 00
 Miner, Walt - 64-65
 Minna, Marty - 77
 Minnfield, Mel - 71-72-73
 Mitchell, Ben - 90
 Mitchell, Bob - 77-78-79
 Mochko, Dale - 67
 Molik, Tom - 59-60-61
 Molls, Dan - 09-10-11-12
 Montgomery, Jack - 84-85-86
 Montgomery, Kevin - 92-93-94-95
 Monto, Carl - 36
 Moore, Clayton - 81-82-83-84
 Moore, Lance - 01-02-03-04
Moore, Marquise - 13
 Moore, Nick - 05-06-07-08
 Moorman, Rod - 71
 More, Joseph - 22
 Morettete, Al - 35
 Morgan, Ainsworth - 91-92-93
 Morgan, Charlie - 17
 Morgan, Fred - 55-56
 Morgan, Steve - 81-82-83-84
 Morookian, John - 08-09-10-11

Morris, Corey - 98-99-00
 Morris, Nigel - 04-05-06
 Morrison, Steven - 04-05-06
 Morrow, Diauntae - 10-11
 Moses, David - 24
 Moses, Louis - 27-28
 Moses, Philip - 66-67-68
 Moss, Roland - 66-67-68
 Mossburg, Darrell - 89-90-91-92
 Moyer, Ken - 85-86-87-88
 Mueller, Ron - 64
 Mulinix, Jim - 71-72-73
Murdock, Chase - 12-13-14
 Murin, Frank - 82-83
 Murphy, Chris - 07
 Murphy, Kevin - 77
 Murray, John - 58-59-60
 Mussehl, Robert - 29-30
 Myers, Jeff - 11-12-13-14
 Myneder, Robert - 42

N
 Najarian, Adam - 32-33-34
 Nash, Robert - 39-40-41
 Nasonti, Ed - 80
 Neff, Orin - 32-33
 Nelson, Chase - 12-13-14
 Nelson, Damon - 90-92-93
 Nemeck, James - 68-69-70
 Neubrecht, Kenneth - 29
 Neuendorf, Doug - 71-72-73
 Neumann, Robert - 57-58
 Newsome, Ted - 88-89-90
 Nichols, Bruce - 85-86-87-88
 Nichols, D.J. - 05-06
 Niezgoda, John - 69-70-71
 Nikitenko, George - 85
 Nixon, Shawn - 03
Nkansah, Elijah - 14
 Noble, Danny - 08-09-10-11
 Nolan, Thomas - 62-63
 Nonnan, Lawrence - 33
 Norrils, Cheatham - 11-12-13
Norton, Storm - 14
 Nowak, Jerry - 54-55-56

Norton, Storm - 13
O
 Odenthal, David - 03-04
 Odom, Steve - 03-04-05-06
 Ofili, Frank - 00-01-02-03
 O'Hara, Bill - 71-72



James Pierce (1922-23) was the Rockets' first African-American team captain and later became a UT professor.

Ohm, Bryan - 77
 Okus, Elmer - 42
 Olack, Justin - 11-12-13-14
 Olman, Kurt - 74
 Olsen, Tim - 85-86-87-88
 Olsen, Todd - 85-86-87-88
 O'Mailia, Miles - 71
 Ondich, Andy - 57-58-59
 Opelt, Aaron - 06-07-08-09
 Ormejuste, Didier - 00
 Osborne, Mike - 71-72-73
 Osborne, Tod - 38
 Osborne, Tom - 72-73-74
 Othen, Duncan - 73
 Otterbacher, Nick - 98-99-00-01
 Overholser, Tom - 60
 Owens, Terrance - 10-11-12-13
 Owens, Thomas - 27

P-Q
 Page, Eric - 09-10-11
 Paige, Taikwon - 10-11
 Palian, Joe - 92-93
 Pallante, Paul - 85

Palm, Clarence - 34-35-36
 Palmer, George - 19-20-21-22
 Palmer, Jerry - 49-50-51
 Pape, Paul - 69
 Paris, George - 51
 Parker, Dick - 57
 Parker, Marlin - 07
 Parker, Troy - 90-92-93
 Parkhill, Brent - 92-93-94-95
 Parmele, Jalen - 04-05-06-07
 Pasquale, David - 09-10-11-12
 Patrick, Tyson - 08
 Patroulis, John - 57-58-59
 Patton, Marc - 83
 Patton, Sylvester - 94-95
 Peluso, Roger - 50-51-52
 Penchef, Benjamin - 29
 Penn, David - 67-68-69
 Penza, John - 78-79
 Penza, Vince - 10-11-12-13
 Pepper, Donald - 38
 Perkins, David - 04-05-06-07
 Pernal, Howard - 68-70
 Perry, Golan - 76-77
 Perry, John - 85-86-87-88
 Peters, Greg - 96-97-98-99
 Pettee, Alex - 09-10
 Pfefferle, Robert - 66-67-68
 Petcoff, John - 25
 Pete, Leland - 46-47-48-49
 Petrakis, John - 37-38-39
 Phelps, Rick - 89
 Philbin, Nilo - 28
 Phillips, Larry - 78-79
 Pierce, James - 22-23
 Pierre, Josh - 98
 Pike, Ben - 11-12
 Piskach, Steve - 51-52
 Pivorionas, Rich - 71
 Pizza, Frank - 46-47
 Pizza, Tony - 46-47
 Polkinghorn, John - 93-94-95
 Pollard, Tyree - 04-05-06-07
 Popp, Tony - 37-38
 Porter, Cliff - 83
 Porter, Tom - 64
 Posce, Andy - 56
 Poure, Bill - 81-82-83
 Powell, Jim - 59-60-61
 Powell, Josh - 03-04-05-06
 Pree, Drey'Lon - 07-08-09-10
 Pressler, Larry - 66-67-68
 Price, Herman - 73
 Price, Robert - 76-77
 Pringle, Ricky - 13-14
 Prono, Edward - 33-34-36
 Purtill, James - 51
 Quinn, Daris - 08-09
Quinn, Zack - 14

R
 Rahman, James - 55
 Ramsdell, Kenneth - 46-47
 Rance, James - 67-68-69
 Rancifer, Charles - 10-11



Clarence Palm and Edward Prono starred for the Rockets in the mid-30's.

LETTERWINNERS (1917-2014)

Randolph, Darric - 01-02-03
 Ratajczak, Robert - 49-50
 Raub, Brian - 88-89-91
 Rawlik, Steve - 72-73-74
 Reagan, Robert - 46
 Reading, George - 22
 Reasonover, Darrel - 70
 Redd, Andre - 05-06-07
 Reed, Wilbur - 56-57
 Reed, Brent - 78-79-80-81
 Reedy, Bernard - 10-11-12-13
 Reeves, Darius - 11
 Reeves, Lionel - 78-79
 Rehm, Ernie - 35-36
 Reichart, Bo - 92-93-94
 Reilly, Leonard - 24

Remy, Marc - 13-14

Resseguie, Scott - 74-75-76
 Reynolds, Lem - 96-97-98
 Rhea, Mark - 88-89-90-91
 Rhodes, David - 61-62-63
 Rice, Kollin - 92
 Richards, George - 42
 Richards, Jason - 94-95-96-97
 Richards, Ron - 56-57
 Richmond, Lester - 06-07-08-09
 Rideout, Oliver - 27
 Riddle, Randy - 65-66-67
 Riddle, Todd - 97
 Ridgway, David - 77-78-79-80
 Ridgway, Don - 54
 Riesen, Matt - 93-94-95
 Riley, Granville - 17
 Riley, Malcolm - 08-09-10-11
 Ripple, Carl - 37-38
 Ritz, Ken - 56
 Rivers, Jerome - 80
 Robbins, Jason - 02-03-04-05
 Roberts, Johnie - 10-11

Roberts, Michael - 14

Roberts, Ron - 69-70-71
 Robertson, John - 41
 Robinson, Charles - 79
 Robinson, Capus - 80-81-82-83
 Robinson, Jermaine - 09-10-11-12
 Robinson, Robert - 46-47
 Rogan, Jack - 64

Rogers, DeJuan - 13-14

Rogers, Zach - 12-13-14
 Rohal, Jack - 75-76
 Rohde, Lavern - 80
 Rohrs, David - 86-87-88
 Rokicki, Charles - 74
 Rollins, Kevin - 97-98-99-00
 Roney, Jim - 75
 Rose, Bob - 69-70-71
 Rosenbauer, Zac - 11-12-13-14
 Rosi, Steve - 92-93-94-95
 Ross, James - 96-97
 Ross, John - 72-73-74
 Rothlisberger, Ollie - 35-36
 Rowland, Chuck - 81-82
 Runyan, Craig - 13-14

Russell, Alonzo - 12-13-14

Russell, Marlin - 79-80-81-82

Russell, Mike - 79-80-81-83
 Ryan, Michael - 91
 Ryan, Phil - 59
 Ryan, William - 60
 Ryan, William - 38
 Ryder, Brett - 87

S

Sacco, Mike - 04
 Sager, A.J. - 84-85-86
 Sammons, William - 64-65-66
 Sample, Chuck - 40
 Sandor, Paul - 84-85-86-87
 Santii, Carl - 40
 Santoro, Gil - 52-53-54
 Sargent, Larry - 64-65



Gib Stick, a letterwinner for the Rockets from 1921-24, was one of UT's first stars.

Saunders, John - 69-70-71
 Saunders, Keith - 86-87-88-89
 Savage, Antjuan - 95-96-99
 Scanlon, Mike - 65-66
 Schaefer, Michael - 97-98-99-00
 Schafer, Steve - 81-82
 Scheetz, Robert - 64
 Scherting, Jeff - 83
 Schlachter, Brad - 87-88
 Schlachter, Charles - 36
 Schlachter, Chris - 89-90-91-92
 Schlemmer, Elmer - 28
 Schmidt, Robert - 40-41
 Schneider, Brent - 86-87
 Schneider, John - 46-47
 Schneider, John - 65-66-67
 Schneider, Herman - 25
 Schnitkey, Steve - 69-70-71
 Schoen, Scott - 66
 Schoonmaker, Raymond - 29

Schultz, Fred - 98
 Schwartz, Al - 51-52-53
 Schwartz, Joe - 70-71-72
 Scorziell, David - 67-68
 Scott, Cordale - 11-12
 Scott, Ed - 72-73-74
 Scott, Rick - 95-96
 Scrutchins, Ed - 60-61
 Sehzie, Paul - 97-98
 Serian, Mark - 79
 Seyfang, Fred - 40-41-42
 Seymour, Don - 72-73-74
 Seymour, Jim - 73-75-76-77
 Seymour, Richard - 67-68-69
 Shaah, Opio - 97
 Shapiro, Albert - 25
 Sharkoff, Lou - 46-47
 Sharpe, Donald - 27-28-29
 Shaw, Greg - 76
 Shea, Edward - 42
 Shelly, Charles - 33-34
 Shepard, Robert - 33
 Sherman, Marv - 75-76
 Sherman, Mike - 76-77-78
 Shinkle, Ted - 40-41
 Shively, Arlo - 22-23-24
 Shreve, Joel - 07
 Shugur, John - 58
 Shuler, Joe - 06-07
 Shumaker, Matt - 07-09
 Shutt, John - 46-47-48
 Siek, Jeff - 69-70
 Siemens, Joe - 40
 Silva, Nick - 49-50-51
 Simon, Dave - 77
 Simpson, Paul - 91
 Simrell, Dan - 62-63-64
 Simrell, Dave - 75-77
 Simrell, Geoff - 89-90-91
 Simms, Demetris - 00-01-02
 Sims, William - 56-57-58
 Singer, Mark - 08-09-10-12
 Singleton, Ira - 97-98-99-00
 Skeldon, Ned - 42
 Skilliter, Gordon - 22-23
 Slater, Mike - 75-76
 Slovak, Marty - 35-36-37
 Slovak, Robert - 39-40
 Smead, George - 32
 Smiley, Arnold - 81-82-83
 Smiley, Alan - 87-88-89
 Smith, Abe - 22
 Smith, Christian - 10-11-12-13
 Smith, Dwayne - 87-88-89-90
 Smith, Earl - 34
 Smith, Glyn - 70-71
 Smith, Maynard - 28
 Smith, Robert - 60-61-62
 Smith, Robert - 59-60
 Smith, Red - 17
 Smith, Sylvester - 52-53-54
 Smith, Trumaine - 06-07
 Smith, William - 33-34-35
 Smolinski, Edward - 32-33-34
 Sneed, Barry - 64-65-66

Snider, Robert - 39
 Sorosiak, Len - 57
 Southard, Burton - 34-35
 Southard, Edward - 33
Spelman, Brad - 14
 Spidel, Doug - 86-87-88-89
 Spiece, Jason - 98-99-00
 Spohler, Anson - 48-49-50
 Spooner, Jack - 35
 Spriggs, James - 93-94-95-96
 Spring, Mark - 92-93-94-95
 Stafford, Kenny - 08-09-10-11
 Stafford, Marc - 93-94
 Stahl, Robert - 40-41
 Stalma, Joe - 51-52
 Stallworth, Henry - 81-82
 Stanley, James - 99-00-01-02
 Stanwick, David - 96
 Staples, Mark - 79
 Starkey, Fred - 17
 Stauber, Gene - 42-46-47
 Stehno, Charles - 58-59
 Steigerwald, Alex - 06-07-08-09
 Steitz, Jim - 93-94-95
Stepec, John - 13-14
 Stephens, Frank - 85
 Stephens, Jerome - 83
 Stevens, Robert - 60
 Stewart, Charles - 36
 Stick, Gilbert - 21-22-23-24
 Stobart, David - 81
 Stoltz, Jerry - 58-59-60
 Stoltz, Mike - 82
 Strait, Jared - 10-11-12
 Stroh, Dean - 64-65
 Stroman, Bob - 72
 Stone, Pete - 92-93-94-95
 Stoner, Jim - 85
 Struck, Lee - 93
 Suggs, Keith - 11-12
 Summers, Brandon - 06
 Summers, Derrick - 06-07-08-09
 Sumpter, Rasche - 95-96-97
 Sutter, Mark - 76-77-78
 Swanson, Daxton - 09
Swanson, Terry - 14
 Swartz, Noah - 99-00-01-02
 Swick, Gene - 73-74-75
Swift, Connery - 14
 Swint, Ken - 65-66
 Switzer, Kevin - 80
 Sylvestre, Junior - 11-12-13-14
 Szelagowski, Ted - 40-41

T

Tait, Tajuan - 98
 Tait, Wasean - 93-94-95-98
 Tambur, Guido - 49
 Tammarine, Keith - 86
 Taormina, Julius - 51-53
 Taormina, Mike - 74
 Tate, Richard - 56
 Tatum, Rodney - 83-84-85
 Tatum, Roland - 88-89
 Taylor, Carleton - 33

LETTERWINNERS (1917-2014)

Taylor, Chester - 98-99-00-01
 Tedora, Adam - 00-01
 Tepe, Carl - 48-49
 Tetzl, David - 68
 Thayer, Gordon - 32-33-34
 Thibert, James - 60-61-62
 Thigpen, Albert - 88-89-90-91
 Thitoff, Seth - 03-04-05-06
 Thomas, Adonis - 08-09-10-11
 Thomas, David - 02-03-04-05
 Thomas, Don - 66
 Thomas, John - 83-84-85-86
 Thomas, Paul - 42
 Thomas, Scott - 42
 Thompson, Scott - 72
Thompson, Cody - 14
 Thomson, Christian - 26-27-28
 Tillman, Joseph - 17
 Tisci, Sam - 55-56-57
 Tobias, Dennis - 67-68
 Tomasewski, Jack - 66
 Tombaugh, Ben - 88-89-90-91
 Tolland, Rick - 72-75
 Torio, Richard - 50
 Torres, Ramon - 95-96
 Toth, Phil - 55
 Townsend, James - 85-88-89
 Trautman, Ray - 67
 Travis, Keith - 96-97-98-99
 Triplett, Mel - 51-52-53-54
 Trotter, Neil - 87-88-89-90
 Trumbull, Raymond - 24
 Tucker, Marc - 74
 Tucker, Mel - 66-67-68
 Tucker, Melvin - 80-81-82-83
 Tuminello, Chris - 99-00-01-02
 Tunnell, Emlen - 42
 Turner, Ed - 75-76-77
 Turner, Jameel - 96-97-98-99
 Turner, Jason - 97
 Turner, Ray - 56
 Turner, Ray - 02-03
 Tyler, James - 67-68-69

Walker, Chris - 00
 Walker, Dave - 81-82-83
 Walker, Damon - 95-96
 Walker, Jake - 08
 Walker, John - 81-82-83
 Walkosky, David - 87-88-89-90
 Wall, Matt - 11-12-13
 Wallace, Chris - 97-98
 Walls, Reggie - 92-93
 Walsler, Jim - 75-76
 Walsh, Jay - 81-82-84-85
 Walsh, Terry - 77-78-79
 Walters, Edward - 22
 Walters, Ernest - 26-27
 Waltz, Alva - 29
 Wampfler, Tad - 79-80-81
 Wandtke, Dick - 46-47
 Ward, Kenneth - 22-23



Tony Wolokzko lettered before and after World War II.

Ward, Tom - 99-00-01-02
 Ware, DeAndre - 07
 Warnement, Rick - 73-74
 Warner, Gordon - 07
 Warrick, Bert - 52-53
 Warrinh, Robert - 28
 Warych, Joe - 41-42
 Wasczenski, Bob - 86-87
 Washington, Anthony - 08-09
 Washington, David - 04-05-06-07
 Washington, Jason - 07
 Wasserman, Rick - 75-76
 Walters, Douglas - 26
 Wawrzyniak, Jeff - 66
 Weaver, Chuck - 62-63
 Weaver, Joe - 96-97-98
 Weaver, Tom - 78-79
 Webb, Charlie - 91-92-93-94
 Weber, Dan - 39
 Weber, Joe - 96
 Wechtel, George - 22
 Weeks, Fred - 57
 Weinblatt, Morris - 23-24
 Weisenberg, Ralph - 36-38-39

Weiss, Fred - 40
 Welling, Jerry - 33-34-35
 Wendel, Howard - 35
 Wening, Jug - 46-47
 Westbrook, Douglas - 06-08-09-10
 Westrich, Colin - 95-97-98-99
 Whately, Randy - 73-74
 Whelling, Gerald - 33
 Whetsel, Dan - 93-94
Whittaker, Chaz - 12-13-14
 White, John - 26-28
 White, Mark - 83
 White, Tom - 83
 Whitfield, Rob - 94-95-96
 Whitlow, Rodney - 84-86
 Wickter, John - 33-34-35
Wilcher, Kishon - 11-13-14
 Wilcox, Phil - 76
 Wiles, William - 32
 Wilke, Dennis - 58-59
 Willey, Donald - 29
 Williams, Brent - 82-83-84-85
 Williams, Chaz - 01-02-03
 Williams, Chris - 95-96-97
 Williams, Chris L. - 01
 Williams, Dan - 90-91-92
 Williams, Dave - 71-72-73
 Williams, Doug - 77-78-79
 Williams, Greg - 87
 Williams, J.D. - 98
 Williams, Larry - 57
 Williams, Morgan - 08-09-10-11
 Williams, Stephen - 06-07-08-09
 Williams, Tim - 91
 Williams, Virgil - 79
 Williamson, Sean - 04-05-06-08
 Willis, Ed - 54-55
 Willis, Terrell - 07-09-10
 Willoughby, Art - 73
 Wilson, Aristotle - 92-93-94-95
 Wilson, Kenneth - 68-69-70
 Wilson, Jim - 72
 Wilson, Jim - 89
 Wilson, Vince - 95-96
 Windover, Joe - 87-88-89-90
 Wisbon, Ben - 53-54
 Witkowski, David - 67-68-69
 Wise, Jack - 51-52-53
 Wolodzko, Tony - 41-46-47
 Wood, Pierce - 24-26
Woodley, Ja'Wuan - 14
Woodside, Logan - 13-14
 Wooley, Justin - 96-97-98
 Wozniak, Jon - 67-68
 Wozniak, Robert - 62
 Wray, Richard - 81-82
 Wright, Darin - 79-80-81-82
 Wright, Dave - 76
 Wright, Demetrius - 92
 Wright, Donald - 54-55-56
 Wright, Eddie Lee - 56-57-58
 Wright, Jeremy - 04
 Wujciak, Stanley - 27
 Wurst, Roch - 75-76-77-78
 Wymer, Gary - 64

Wyper, Donald - 65-66-67
 Wysocki, Clifford - 27

Y

Yanowsky, Don - 79-80
 Yanowsky, Joe - 79-80-81
 Yarmel, Vince - 65
 Yasenchak, Donald - 68-69
 Yelley, Mike - 75-76-77
 Yenrick, Phil - 61-62-63
 Young, Keith - 72-73-74
Yousef, Zach - 13-14
 Youssef, Hany - 89

Z

Zabinski, Sean - 05
 Zapsic, Richard - 58-59-60
 Zemina, Michael - 39
 Zimmerman, Fred - 63-64-65
 Zimmerman, Robert - 13
 Zimmerman, Tim - 74-75
 Zink, Arnold - 47
 Zittel, Fred - 49
Zmolik, Alex - 12-13-14
 Zolciak, Gary - 75-76-77
 Zonker, Terry - 84
 Zuchowski, Ted - 41-46-47
 Zulch, Richard - 48-49

TEAM AWARDS

JIM NICHOLSON AWARD

Jim Nicholson became UT's first full-time football coach in April of 1930, at a time when the current Bancroft campus was still under construction. He upgraded the schedule and instituted organized recruiting, eventually building UT into a powerful and respected football program. In 1935, his final season, the Rockets finished 6-2-1, including a 63-0 win over Bowling Green that led to a 13-year cessation of the rivalry between the two schools.

Nicholson helped design the Glass Bowl, and after his retirement as coach participated in reorganizing the Varsity 'T' Club. Nicholson later became an industrialist and civic leader in the City of Toledo. Established in 1963, the Nicholson Trophy honors the player contributing the most toward the success of the team. The selection is made by the players.

- 1963 - Wynn Lembright (tackle)
- 1964 - Dan Simrell (quarterback)
- 1965 - Fred Zimmerman (end)
- 1966 - Barry Sneed (linebacker)
- 1967 - Tom Beutler (middle guard)
John Schneider (quarterback)
- 1968 - Roland Moss (tailback)
- 1969 - Ken Crots (kicker)
- 1970 - Chuck Ealey (quarterback)
- 1971 - Chuck Ealey (quarterback)
- 1972 - Joe Schwartz (tailback)
- 1973 - Gene Swick (quarterback)
- 1974 - John Ross (open end)
- 1975 - Gene Swick (quarterback)
- 1976 - Aaron Bivins (linebacker)
- 1977 - Aaron Bivins (linebacker)
- 1978 - Joe Conroy (defensive end)
- 1979 - Mike Kennedy (defensive back)
- 1980 - Mike Grayson (def. tackle)
- 1981 - Mike Kennedy (defensive back)
- 1982 - Jim Kelso (quarterback)
- 1983 - Mike Russell (defensive end)
- 1984 - Steve Morgan (tailback)
- 1985 - Bob Beemer (defensive end)
- 1986 - Kelvin Farmer (tailback)
- 1987 - Steve Huffman (linebacker)
- 1988 - Jon Bowsher (defensive back)
- 1989 - George Linberger (guard)
- 1990 - Jerry Evans (tight end)
- 1991 - Matt Eberflus (linebacker)
- 1992 - Kevin Meger (quarterback)
- 1993 - Terry Jackson (defensive line)
- 1994 - Calvin Bransford (tight end)
- 1995 - Wasean Tait (tailback)
- 1996 - Craig Dues (linebacker)
- 1997 - Chris Wallace (quarterback)
- 1998 - Darrick Beckwith (linebacker)
- 1999 - Jameel Turner (defensive back)

- 2000 - Jim Harding (offensive lineman)
DeJuan Goulde (defensive end)
- 2001 - Leo Frierson (defensive lineman)
- 2002 - Tom Ward (linebacker)
- 2003 - Tim Dirksen (offensive lineman)
- 2004 - Michael Broussard (defensive back)
- 2005 - Anthony Jordan (linebacker)
- 2006 - Mike Alston (linebacker)
- 2007 - Jalen Parmele (running back)
- 2008 - Aaron Opelt (quarterback)
- 2009 - Barry Church (safety)
- 2010 - Eric Page (wide receiver)
- 2011 - Adonis Thomas (running back)
- 2012 - Dan Molls (linebacker)
- 2013 - Junior Sylvestre (linebacker)
- 2014 - Greg Mancz (center)



Greg Mancz

TEAM AWARDS

COHEN FRESHMAN OF THE YEAR AWARD

Named after longtime UT booster, Norman Cohen, and established in 1964, the Cohen Award honors the Rocket "Freshman of the Year."

- 1964 - Pete Kramer, HB
- 1965 - Roland Moss, HB
- 1966 - Steve Jones, QB
- 1967 - Terry Kenneally, E
- 1968 - Chuck Ealey, QB
- 1969 - Jeff Calabrese, E
- 1970 - Mel Gaines, HB
- 1971 - Gary Langel, LB
- 1972 - Scott Thompson, C
- 1973 - Marc Jones, DE
- 1974 - Joe Conroy, DE
- 1975 - Joe Gotwald, DT-MG
- 1976 - Skip McCulley, RB
- 1977 - Mike Kennedy, DB
- 1978 - Chris Hohenberger, OL
- 1979 - Lon Kocsis, TE
Darin Wright, DT
- 1980 - Jim Kelso, QB
- 1981 - Steve Morgan, RB
Steve Hoyt, LB
- 1982 - Eddie Harris, RB-WR
- 1983 - Tim Inglis, LB
- 1984 - Tom Gruno, DE
- 1985 - Tyler Burdick, TE
- 1986 - Paul Krimm, P
- 1987 - Steve Bailey, LB
Dwayne Smith, LB
- 1988 - Albert Thigpen, C/G
- 1989 - Brian Borders, P
- 1990 - Troy Parker, TB
- 1991 - Chadd Dehn, OT
- 1992 - Pete Stone, C
- 1993 - Wasean Tait, TB
- 1994 - Sylvester Patton, FS
- 1995 - Brock Kreitzburg, WR
- 1996 - Greg Peters, OT
- 1997 - Mel Long, WR
- 1998 - Andy Boyd, FS
- 1999 - David Gardner, LB
- 2000 - Brandon Hefflin, CB
- 2001 - Nick Kaczur, OT
- 2002 - Keon Jackson, Rover

- 2003 - Steve Odom, WR
- 2004 - John Greco, OT
- 2005 - John Allen, TE
- 2006 - Barry Church, SS
- 2007 - Kevin Kowalski, OG
- 2008 - Mark Singer, FS
- 2009 - Eric Page, WR
- 2010 - Terrance Owens, QB
- 2011 - Greg Mancz, OL
- 2012 - Alonzo Russell, WR
- 2013 - Offense: Kareem Hunt, RB
Defense: Treyvon Hester, DT
- 2014 - Offense: Terry Swanson
Defense: Trevon Mathis



Trevon Mathis



Terry Swanson

TEAM AWARDS

BINDER MEMORIAL AWARD

Jon Binder, who lettered as a walk-on in 1987, died of Hodgkin's disease on September 1, 1991. A native of Temperance, MI, and a graduate of Bedford High School, Binder drew praise from the UT coaches for his dedication and determination.

Established the year of his death, the Binder Memorial Award is given to the walk-on player who exemplifies the courage, character, heart and spirit of Jon Binder in both the classroom and on the field.



Connery Swift

- 1991 - Tyson Harder
- 1992 - Frank Miceli
- 1993 - Dave Mangas
- 1994 - Romules Durant
- 1995 - Mike Saggese
- 1996 - Joe Weaver
- 1997 - Romules Durant
- 1998 - Clint Mondell
- 1999 - Chris Williams
- 2000 - Ryan Fortner
- 2001 - Brian King
- 2002 - Tim Averhart
- 2003 - Clark Baker

- 2004 - Jeremy Wright
- 2005 - Matt Tramba/
David Fatula
- 2006 - Matt Shumaker
- 2007 - Myshan Veasley-Pettis
- 2008 - Shane Hubbard
- 2009 - Matt Shumaker
- 2010 - Myshan Veasley-Pettis
- 2011 - Matt Wall
- 2012 - A.J. Lindeman
- 2013 - Ethan Kagy
- 2014 - Connery Swift

HANSON SENIOR SCHOLAR-ATHLETE

The Daniel and Mary Jo Hanson Senior Scholar-Athlete Award is given to the senior with the highest cumulative grade-point average.

- 1994 - Chadd Dehn
- 1995 - Mark Spring
- 1996 - Aaron Avery
- 1997 - Loren Burkey
- 1998 - Gabe Lindstrom
- 1999 - Jameel Turner
- 2000 - Michael Schaefer
- 2001 - Todd France
- 2002 - Chris Tuminello
- 2003 - Frank Ofili
- 2004 - Lance Moore

- 2005 - Jason Robbins
- 2006 - Shaun Fitzgibbons
- 2007 - Mike Krispinsky
- 2008 - Clint Cochran
- 2009 - Beau Brudzinski
- 2010 - Kevin Kowalski
- 2011 - Colin McHugh
- 2012 - Ben Pike
- 2013 - Matt Wall
- 2014 - Zach Rosenbauer



Zach Rosenbauer

FINDLAY COMMUNITY SERVICE AWARD

The Findlay Service Award is given to the player who contributes the most to the Toledo community. The award is named in honor of UT alumni and supporters Jim and Celia Findlay.



Rashad Irvin

- 2002 - Donta' Greene
- 2003 - Trinity Dawson
Andrew Clarke
- 2004 - Chris Holmes
- 2005 - Bruce Gradkowski
- 2006 - Steve Odom
- 2007 - Brett Kern

- 2008 - John Allen
- 2009 - Buster Garrett
- 2010 - Johnnie Bush
- 2011 - Johnathan Lamb
- 2012 - Hank Keighley
- 2013 - Jayrone Elliott
- 2014 - Rashad Irvin

TEAM AWARDS

GUS YEAGER LEGACY AWARD

The Gus Yeager Legacy Award is given to the player who provides the best spiritual leadership. It is named after longtime team chaplain Gus Yeager.



Jeremiah Detmer

- 2007 - Brett Kern
- 2009 - DaJuane Collins
- 2010 - Colin McHugh
- 2011 - Colin McHugh
- 2012 - Ben Pike
- 2013 - Christian Smith
- 2014 - Jeremiah Detmer

LAUTERBUR LEADERSHIP AWARD

Named for coaching legend Frank Lauterbur, this award honors players who have shown exceptional leadership skills.



**Dwight
Macon**



**Trent
Voss**

- 2012 - T.J. Fatinikun
- 2013 - David Fluellen
- 2014 - Dwight Macon/Trent Voss

FUTURE TEAM PLAYER AWARD

Awarded to the most valuable players on the scout teams.

- 2011 Offense - Cordale Scott
Defense - Elijah Jones
- 2012 Offense - Danny Larkins
Defense - Derek Batt/Josh High
- 2013 Offense - Nate Jeppesen
Defense - Connery Swift
Special Teams - Josh High
- 2014 Offense - Chris Jones
Defense - Olasunkanmi Adeniyi
Special Teams - Richard Olekanma



**Chris
Jones**



**Ola
Adeniyi**



**Richard
Olekanma**

OFFENSIVE MVP



Kareem Hunt

- 2010 - Adonis Thomas
- 2011 - Eric Page
- 2012 - David Fluellen
- 2013 - Zac Kerin
- 2014 - Kareem Hunt


DEFENSIVE MVP



Orion Jones

- 2010 - Archie Donald
- 2011 - T.J. Fatinikun
- 2012 - Jermaine Robinson
- 2013 - Jayrone Elliott
- 2014 - Orion Jones

SPECIAL TEAMS MVP



Jeremiah Detmer

- 2010 - Isaiah Ballard/Tim Cortazzo
- 2011 - Eric Page
- 2012 - Bernard Reedy
- 2013 - Jeremiah Detmer
- 2014 - Jeremiah Detmer

UNsung HERO AWARD

- 2010 Offense - Nate Cole
Defense - Alex Johnson
- 2011 NA
- 2012 Offense - David Pasquale
Defense - Phil Lewis/Danny Farr
Special Teams - Jeremiah Detmer
- 2013 Offense - Greg Mancz
Defense - Chase Murdock
Special Teams - Matt Wall
- 2014 Offense - Josh Hendershot
Defense - Ray Bush
Special Teams - Drake Fletcher



**Josh
Hendershot**



**Ray
Bush**



**Drake
Fletcher**

TEAM CAPTAINS




Gib Stick




Tom Beutler



Chuck Ealey



Aaron Bivins



Kent Bishop



Wasean Tait


1917
Ken Keller
1919
Leland Altaffer
1920
George Wechtel
1921
George Wechtel
1922
Burton Ford
1923
James Pierce
1924
Gilbert Stick
1925
Richard Kazmier
1926
Dodge Alexander
1927
Don Kazmier
1928
Harold Dunn
1929
Harold Dunn
1930
Don Sharp
1932
Babe Hissong
1933
Chuck Shelley
1934
Ed Smolinski
1935
Jerry Welling
1936
Louis DiSalle
Clarence Palm
1937
Marty Slovak

1938
Tony Popp
1939
Francis Maher
1940
Warren Densmore
1941
Warren Gongwer
1942
Clarence Ligibel
1946
Bill Gall
1947
Tony Wolodzko
1948
Mardo Hamilton
Mike Carman
1949
Ed Burrus
George Miley
1950
Denver Beck
1951
Jim Gasiorowski
Jerry Palmer
1952
Bob Carson
Dick Gordon
Roger Wadsworth
1953
Chuck Barcelona
George Machoukas
1954
Mel Triplett
George Machoukas
1955
Jim Rahman


1956
Clayton Umbles
Andy Posce
1957
Dan Howell
Sam Tisci
1958
Jim Cameron
1959
Occie Burt
Tom Gibney
1960
Jack Campbell
Jerry Stoltz
1961
Russ Hoogendorn
Tom McCartney
1962
Frank Baker
Jim Thibert
Ron Klotz
1963
Wynn Lembright
1964
Dan Simrell
1965
Jim Berkey
Lee Emery
1966
Barry Sneed
1967
John Schneider
Tom Beutler
1968
Mel Tucker
Bob Pfefferle
1969
Curtis Johnson
Dave Penn
Jim Rance

1970
Tom Duncan
Tony Harris
1971
Chuck Ealey
Gary Hinkson
Mel Long
1972
Steve Donahue
Joe Schwartz
1973
Doug Neuendorf
Mel Minnfield
Pete Alsup
1974
Ed Farris
John Ross
Ed Scott
1975
Larry Macek
Gene Swick
Keith Young
1976
Mike Bell
Matt Lindsay
Keith Young
1977
Aaron Bivins
Jeff Hepinstall
1978
Joe Conroy
Jon Gotwald
1979
Mike Alston
Doug Williams
1980
Mike Grayson
1981
Maurice Hall
Jack Laraway

TEAM CAPTAINS



Chris Wallace



Tavares Bolden



Bruce Gradkowski



John Greco



Kevin Kowalski



Adonis Thomas

1982
Marlin Russell
Darryl Meadows
Steve Schafer
Mike Russell

1983
Jim Kelso
Jeff Bushong

1984
Kent Bishop
Steve Hoyt

1985
Bob Beemer
Brent Williams

1986
Tim Inglis
Harold McGuire
Jeff Burns

1987
Pat Delaney
Steve Huffman
Paul Sandor

1988
Jon Bowsher
Ken Moyer

1989
George Linberger
Doug Spidel

1990
Marcus Amick
Rick Isaiah
Pat Johnson
Dwayne Smith

1991
Darren Anderson
David Andrews
Matt Eberflus
Al Thigpen

1992
Andy McCollum
Kevin Meger
Darrell Mossburg
Dan Williams

1993
Al Baker
Terry Jackson
Casey McBeth

1994
Chadd Dehn
John Formentin
Casey McBeth
Bo Reichart

1995
Aristotle Wilson
Jamal Belt
Steve Rosi
Pete Stone

1996
Wasean Tait
Ryan Huzjak
Craig Dues
Jamie Johnson

1997
Jim Bates
Clarence Love
Jason Richards
Wasean Tait

1998
Gregg King
Matt Vaillant
Chris Wallace
Justin Wooley

1999
Mike Bilik
Keith Travis
Jameel Turner
Colin Westrich

2000
DeJuan Goulde
Lyle Green
Jim Harding
Kevin Rollins

2001
Tavares Bolden
Andy Boyd
Matt Comer
Leo Frierson
Chester Taylor

2002
David Gardner
Donta' Greene
Chris Tuminello
Tom Ward

2003
Andrew Clarke
Tim Dirksen
Paul Dye
Frank Ofli
Chaz Williams

2004
Patrick Body
Bruce Gradkowski
Anthony Jordan
Lance Moore

2005
Trinity Dawson
Bruce Gradkowski
Keon Jackson
Anthony Jordan
David Thomas

2006
Mike Alston
John Greco
Tyrrell Herbert
Steve Odom

2007
John Greco
Greg Hay
Tyrrell Herbert
Chris Hopkins
Tyree Pollard
Jalen Parmele
Sean Williamson

2008
Tyrrell Herbert
Nick Moore
Aaron Opelt
Sean Williamson

2009
Barry Church
Kevin Kowalski
Aaron Opelt
Lester Richmond

2010
Kevin Kowalski
Adonis Thomas
Desmond Marrow
Archie Donald

2011
Jonathan Lamb
Desmond Marrow
Adonis Thomas
Mike VanDerMeulen

2012
Chosen by game

2013
Chosen by game

2014
Jeremiah Detmer
Greg Mancz
Jeff Myers
Junior Sylvestre

PAST ROCKET COACHES



JIM NICHOLSON

1930-35

Record: 20-16-4 (.550)

Best year: 6-2-1 (1935)

Jim Nicholson became UT's first full-time football coach in April of 1930, when the current campus was under construction. He upgraded the schedule and instituted organized recruiting, eventually building UT into a powerful and respected football program. In 1935, his final season, the Rockets finished 6-2-1, including a 63-0 win over Bowling Green that led to a 13-year cessation of the rivalry between the two schools.

He helped design the Glass Bowl, and after his retirement as coach participated in reorganizing the Varsity 'T' Club. He later became an industrialist and civic leader in the City of Toledo.



FRANK LAUTERBUR

1963-70

Record: 48-32-2 (.598)

Best year: 12-0 (1970)

Frank Lauterbur presided over the most glorious era of UT football. Lauterbur coached the Rockets to the first MAC title in school history in 1967, followed by league championships and perfect seasons in 1969 and 1970. Lauterbur's Rockets could score readily, but won by stopping their opponents, twice leading the nation in total defense.

In 1970, Toledo finished 12th in the AP poll and 17th in the UPI poll. After capping that season with a second straight Tangerine Bowl victory, "FXL" as he was affectionately known, took the head coaching job at Iowa.



Frank Lauterbur's teams won MAC titles in 1967, 1969 and 1970.



CLARENCE SPEARS

1936-42

Record: 38-26-2 (.591)

Best year: 7-3 (1939)

Clarence Spears' 38 career victories stood as a UT record for 30 years before being surpassed by Frank Lauterbur's mark of 48 wins. When football was suspended at UT because of WWII, he left to take the head coaching job at Maryland. Following the war, Clarence, better known as "Doc," left coaching to engage in a private practice of medicine, mostly in Ypsilanti, Michigan.

Prior to coming to Toledo, Spears had head coaching stops at Dartmouth, West Virginia, Minnesota (where he coached Bronko Nagurski), Oregon and Wisconsin.



JACK MURPHY

1971-76

Record: 35-32 (.522)

Best year: 12-0 (1971)

Jack Murphy, an assistant under Frank Lauterbur, took over the coaching reins in 1971, promptly leading the Rockets to another MAC title and a 12-0 record. That was also the year Toledo's famed winning streak reached 35 games, as the Rockets' finished 13th in the UPI poll and 14th in the AP poll.

Murphy's perfect campaign came during his first season as a Division I-A head coach, a feat not equaled until Auburn's Terry Bowden turned the trick in 1993.



BILL ORWIG

1946-47

Record: 15-4-2 (.762)

Best year: 9-2 (1947)

Bill Orwig coached the Rockets for just two seasons, but in that time established one of the best winning percentages in school history.

Orwig is one of the few coaches in UT history to oversee two sports at once, also taking the reins of the basketball team during the 1946-47 season. He returned to Michigan, his alma mater, in 1948 as a member of the athletic administration, and became athletics director at Nebraska in 1954. He took the AD job at Indiana in 1961, hiring Bob Knight as basketball coach in 1971.



Bill Orwig (right) accepts the Glass Bowl Trophy in 1947.



CHUCK STOBART

1977-81

Record: 24-31-1 (.438)

Best year: 9-3 (1981)

Chuck Stobart was the head football coach for five seasons from 1977-81, rebuilding the Rocket program into one of the premier programs in the Mid-American Conference. He earned MAC "Coach of the Year" honors in 1979 and 1981. In 1981, Stobart led UT to a 9-3 record, a MAC Championship title and a memorable 27-25 victory over San Jose State in the California Bowl that was decided on a last-second field goal by Tony Lee. Stobart left UT to become the head coach at Utah from 1982-84. He later served as the head coach at Memphis from 1989-94, and also spent time as the offensive coordinator at Pittsburgh, Arizona, USC and Ohio State.

PAST ROCKET COACHES



DAN SIMRELL
1982-89
Record: 50-37-2 (.567)
Best year: 9-2 (1983)

Dan Simrell recorded 50 victories in his eight seasons at Toledo, the third-most wins of any coach in school history.

He led UT to a Mid-American Conference title in 1984 and a berth in the California Bowl, as the Rockets posted a 9-2-1 record. In 1983, Toledo raced to a 9-0 start before dropping its final two games of the season.

In addition to the league title, Simrell's teams finished second in conference play three times (1983, 1986, 1989).

A native of Toledo, Simrell was the first UT alum to coach the football team. He lettered as a quarterback from 1962-64, and also served as an assistant coach from 1971-81.



NICK SABAN
1990
Record: 9-2 (.818)

Nick Saban was head coach for one season, leading Toledo to a 9-2 record and a MAC co-championship in 1990.

Saban left Toledo after the 1991 season to become the Cleveland Browns defensive coordinator. Saban has since been the head coach at Michigan State (1995-99), LSU (2000-04), the NFL's Miami Dolphins (2005-06) and Alabama (2007-present).



GARY PINKEL
1991-2000
Record: 73-37-3 (.659)
Best year: 11-0-1 (1995)


Gary Pinkel has the most wins (73) and the second-best winning percentage (.659) among UT coaches who led the program for at least four years.

In 1995, Pinkel led the Rockets to an 11-0-1 record, a victory in the Las Vegas Bowl and a top 25 ranking in both the AP and coaches' polls.

In 1997, Pinkel led the Rockets to the first-ever MAC West title and a trip to the MAC Championship Game. The Rockets finished the season 9-3 and were ranked as high as No. 18 at one point in the season.

Pinkel's Rockets repeated as MAC West champions in 1998, earning UT's third post-season appearance in four seasons.

In Pinkel's final season in 2000, the Rockets went 10-1, including a 24-6 victory at Penn State, and were ranked No. 25 in the nation in both final regular-season polls. Following the 2000 season, Pinkel took the head coaching position at Missouri. He has the rare distinction of being inducted into three college hall of fames: Toledo; his alma mater, Kent State; and the Mid-American Conference.



Gary Pinkel's Rockets knocked off Penn State on national TV in 2000.



TOM AMSTUTZ
2001-08
Record: 58-41 (.586)
Best year: 10-2 (2001)

"Toledo" Tom Amstutz led the Rockets to some of their finest moments, including two MAC Championships, four West Division titles and four bowl appearances.

A native of Toledo who also played for the Rockets, Amstutz spent nearly his entire coaching career as an assistant at UT before moving into the big chair following the departure of Gary Pinkel at the end of the 2000 season.

During his eight seasons as head coach, Amstutz led his team to victories over Michigan, No. 9 Pittsburgh, Minnesota, Kansas and Iowa State, as well as dramatic comeback wins over Marshall in the 2001 MAC Championship Game and Bowling Green in the 2004 season finale that clinched the MAC West title. The Rockets won the 2001 Motor City Bowl and 2005 GMAC Bowl under Amstutz.



In his first season as head coach, Tom Amstutz guided the Rockets to a MAC Championship with an improbable comeback victory over Marshall in the league title game, thanks to 188 yards rushing by game MVP Chester Taylor.



TIM BECKMAN
2009-11
Record: 21-16 (.568)
Best year: 8-4 (2011)

Time Beckman revived the Toledo football program, racking up consecutive winning seasons and bowl appearances in his final two seasons with the Rockets. After a 5-7 mark in 2009, Beckman's Rockets won eight games in both 2010 and 2011. Following the conclusion of the 2011 regular season, Beckman resigned to accept the head coaching position at the University of Illinois.

ASSISTANT COACHES LIST

NAME	YEARS	ASSIGNMENT	HEAD COACH				
Amstutz, Tom	1978-81	OT/Tight End	Chuck Stobart	Carson, Bob	1953	Freshmen	Clair Dunn
	1982-83	Defensive Ends	Dan Simrell	Christensen, Dave	1992-96	Offensive Line	Gary Pinkel
	1984-86	DE/Place Kickers	Dan Simrell		1997-00	Offensive Coordinator/ Offensive Line	Gary Pinkel
	1990	LBs/Place Kickers	Nick Saban				
	1991-94	LBs/Place Kickers	Gary Pinkel	Clash, Gary	1938-39	Freshmen	Doc Spears
	1995-98	Defensive Coordinator	Gary Pinkel	Clayton, Stanley	2006-07	Offensive Line	Tom Amstutz
	1999-00	Asst. Head Coach/ Defensive Coordinator	Gary Pinkel		2008	Offensive Line/ Running Game Coordinator	Tom Amstutz
Anastasio, Tony	1977-78	Offensive Line	Chuck Stobart	Clinkscale, Steve	2009	Cornerbacks	Tim Beckman
Anderson, Harold	1934-35	Freshmen	Jim Nicholson		2010-11	Cornerbacks/ Special Teams Coordinator	Tim Beckman
	1936	Freshmen	Doc Spears				
Appleby, Robert	1953	Freshmen	Clair Dunn	Cole, Lawrence	1990	Running Backs	Nick Saban
	1954-55	Freshmen	Forrest England	Cole, Nate	2011	Graduate Assistant	Tim Beckman
	1956	Backfield	Jack Morton		2012-13	Graduate Assistant	Matt Campbell
Arthur, Bruce	1977	Receivers	Chuck Stobart	Connelly, Dave	1926-29	unknown	Boni Petcoff
Ayeni, Louis	2010	Running Backs	Tim Beckman		1930	unknown	Jim Nicholson
	2011	Associate Head Coach/ Run Game Coordinator	Tim Beckman	Cornachione, Sil	1967-70	Offensive Backs	Frank Lauterbur
	2012	Associate Head Coach/ Run Game Coordinator	Matt Campbell	Court, Rick	2009-10	Strength/Conditioning Line	Tim Beckman
	2013	Associate Head Coach/ Run Game Coordinator	Matt Campbell	Crockett, Jim	1927-29		Boni Petcoff
				Curtis, Johnny	1959	Graduate Assistant	Harry Larche
Baker, Don	1969	Freshmen	Frank Lauterbur	Curtis, Ron	1982-89	Defensive Coordinator Assistant Head Coach	Dan Simrell Dan Simrell
Balciulis, Chuck	1958-59	Freshmen	Harry Larche		1990	Wide Receivers	Nick Saban
Bascomb, Art	1974-76	Defensive Ends Scouting Coordinator	Jack Murphy Jack Murphy		1990	Recruiting Coordinator	Nick Saban
					1990	Assistant Head Coach	Nick Saban
					1991	Wide Receivers	Gary Pinkel
Beach, Bill	1946-47	Backfield	Bill Orwig	Daniels, Matt	2010	Graduate Assistant	Tim Beckman
Berry, Joe	1949	Freshmen	J. N. Stahley	Davis, Justin	2005-06	Graduate Assistant	Tom Amstutz
Binder, Chris	2003-04	Graduate Assistant	Tom Amstutz	Dawson, Dino	2001	Wide Receivers	Tom Amstutz
Bolton, Louis	1935	Freshmen	Jim Nicholson	DeAngelis, James	1948	Line	J. N. Stahley
Bowman, Will	1994-95	Graduate Assistant	Gary Pinkel	Destito, Chris	1995-96	Strength/Conditioning	Gary Pinkel
Boyd, Andy	2003-04	Graduate Assistant	Tom Amstutz	Devlin, Mike	2004-05	Offensive Line	Tom Amstutz
	2005-07	Outside Linebackers	Tom Amstutz	Ditsler, Donald	1954-55	Assistant Head Coach	Forrest England
	2008	Secondary	Tom Amstutz	Donaldson, Jack	1962	Backfield	Clive H. Rush
Brabenec, Greg	2012-13	Graduate Assistant	Matt Campbell	Downing, Doug	2001-02	Running Backs	Tom Amstutz
Brandeberry, John	1919-20	unknown	Walt Hobt		2003-07	Running Backs / Recruiting Coordinator	Tom Amstutz
Brown, Dave	1937	Freshmen	Doc Spears				
Bruney, Zac	2007-08	Graduate Assistant	Tom Amstutz		2008	Running Backs / Recruiting Coordinator/ Special Teams	Tom Amstutz
Cahill, Leo	1956	Line	Jack Morton				
Cameron, Jim	1979-80	Defensive Mid-guards Linebackers	Chuck Stobart Chuck Stobart	Dunbar, Mike	1992-96	Offensive Coordinator	Gary Pinkel
					1995-96	Assistant Head Coach	Gary Pinkel
Campbell, Matt	2009-11	Offensive Coordinator/Offensive Line	Tim Beckman	Dunn, Clair*	1951	Offensive Ends/ Defensive Line	Don Greenwood
Candle, Jason	2009	Slot Receivers/TEs	Tim Beckman				
	2010-11	Receivers	Tim Beckman				
	2012-15	Offensive Coordinator/ Quarterbacks	Matt Campbell	Dunn, Harold	1930	Freshmen	Jim Nicholson
Carmon, Jim	1997	Graduate Assistant	Gary Pinkel				
Carr, John	2005-06	Wide Receivers	Tom Amstutz				

*head coach last three games

ASSISTANT COACHES LIST

Eberflus, Matt	1992	Student Assistant	Gary Pinkel	Heater, Chuck	1977-78	Offensive Backs	Chuck Stobart
	1993	Graduate Assistant	Gary Pinkel		1979-81	Defensive Backs	Chuck Stobart
	1994-95	Recruiting Coordinator	Gary Pinkel	Hecker, Jack	1960-62	unknown	Clive H. Rush
	1994-98	Outside Linebackers	Gary Pinkel	Hedden, Chris	1996	Graduate Assistant	Gary Pinkel
	1999-00	Defensive Backs	Gary Pinkel		2001-05	Tight Ends	Tom Amstutz
Eberele, Nick	2008	Graduate Assistant	Tom Amstutz		2006	TE/Run Game Coord.	Tom Amstutz
	2009	Graduate Assistant	Tim Beckman		2007	Receivers/ Run Game Coordinator	Tom Amstutz
Elliott, Dave	1977-78	Defensive Backs	Chuck Stobart		2008	Offensive Coordinator	Tom Amstutz
Elmquist, Grant	1997	Graduate Assistant	Gary Pinkel				
Fair, Chet	1971	Freshmen/Scouting	Jack Murphy				
Fernandez, Matt	1998	Graduate Assistant	Gary Pinkel	Heidelberg, Kirk	1990	Tight Ends	Nick Saban
Finkbeiner, Carty	1963-66	Offensive Backs	Frank Lauterbur			Special Teams	Nick Saban
Flynn, Jim	1964-68	Freshmen/Scouting	Frank Lauterbur		1991	Tight Ends	Gary Pinkel
	1969-70	Defensive Backs	Frank Lauterbur			Special Teams	Gary Pinkel
	1992	Graduate Assistant	Gary Pinkel	Hogan, John	1960-61	Backfield	Clive H. Rush
Ford, Cornell	1996	Recruiting Coordinator	Gary Pinkel	Hoke, Brady	1987-89	Outside Linebackers	Dan Simrell
	1996-00	Receivers	Gary Pinkel	Hoogendoorn, Russ	1962	Graduate Assistant	Clive H. Rush
	1951-52	Line	Don Greenwood# Clair Dunn*	Hudson, Roy	1933-36	Freshmen	Jim Nicholson
Friddle, Berle	1942	unknown	Doc Spears	Hull, Greg	1979-80	Offensive Backs	Chuck Stobart
Galayda, Dennis	1966	Graduate Assistant	Frank Lauterbur	Huston, Richard	1951-53	Backfield	Don Greenwood/ Clair Dunn
Gasser, Bryan	2010	Graduate Assistant	Tim Beckman		1954-55	Freshmen	Forrest England
	2012	Graduate Assistant	Matt Campbell		1956	Freshmen	Jack Morton
	2015	Tight Ends/Special Teams	Matt Campbell	Hutchison, Dave	1999-00	Graduate Assistant	Gary Pinkel
Gilbert, Joe	2001-03	Offensive Line	Tom Amstutz	Ifft, Daniel	2011	Graduate Assistant	Tim Beckman
	2007	Tight Ends	Tom Amstutz		2012	Graduate Assistant	Matt Campbell
Gilreath, Joe	2011	Graduate Assistant	Tim Beckman	Isphording, Scott	2010	Quarterbacks	Tim Beckman
Golesh, Alex	2009	Running Backs/ Recruiting Coordinator	Tim Beckman		2011-13	Quarterbacks	Matt Campbell
	2010-11	Tight Ends/Recruiting Coordinator	Tim Beckman	Jackson, Fred	1980	Defensive Ends	Chuck Stobart
					1981	Quarterbacks Wide Receivers	Chuck Stobart Chuck Stobart
Gordon, Dick	1953	Freshmen	Clair Dunn		1982	Wide Receivers	Dan Simrell
Graham, Ron	1973	Freshmen/Scouting	Jack Murphy	Jackson, Jim	2005	Graduate Assistant	Tom Amstutz
	1974-76	Offensive Backs	Jack Murphy	Jackson, Sherrill	1983-84	Wide Receivers	Dan Simrell
Greenwood, Don	1950	Backfield	Robert Snyder	Jacobs, Mike	1979	Offensive Line	Chuck Stobart
Gustafson, Larry	1977-78	Defensive Line	Chuck Stobart	Johnson, Anthony	2014-15	Running Backs	Matt Campbell
Gwin, Steve	1982-85	Defensive Backs	Dan Simrell	Jones, Brian	1992-94	Wide Receivers	Gary Pinkel
	1986-87	Quarterbacks	Dan Simrell		1995-00	Running Backs	Gary Pinkel
		Wide Receivers	Dan Simrell	Jordan, Anthony	2007-08	Graduate Assistant	Tom Amstutz
Haley, Andy	1921	unknown	Joe Dwyer	Kaiser, Jay	2001	Graduate Assistant	Tom Amstutz
Hall, Mike	1961	Freshmen	Clive H. Rush	Karcher, Ken	2008	Quarterbacks	Tom Amstutz
Haneline, John	2013	Graduate Assistant	Matt Campbell	Kish, Bryan	2002	Graduate Assistant	Tom Amstutz
Hardy, Dave	1964-67	Offensive Line	Frank Lauterbur	Klein, Ed	1972-73	Offensive Backs	Jack Murphy
	1968-70	Offensive Coordinator	Frank Lauterbur	Krasula, Paul	1972-74	Offensive Line	Jack Murphy
	1971	Offensive Coordinator	Jack Murphy	Kuligowski, Craig	1992-93	Tight Ends	Gary Pinkel
Hayes, Bob	1946-47	Assistant Head Coach	Bill Orwig			Recruiting Coordinator	Gary Pinkel
Hays, Jim	1951	Freshmen	Don Greenwood/ Clair Dunn		1994-95	Tight Ends/Off. Line	Gary Pinkel
					1996-00	Defensive Line	Gary Pinkel
Heacock, Jon	2014-15	Defensive Coordinator/ Safeties	Matt Campbell	Kurth, Frank	1989	Wide Receivers	Dan Simrell
				Larche, Harry	1954	Line	Forrest England

ASSISTANT COACHES LIST

Larson, Mark	1984-85	Strength/Conditioning	Dan Simrell	Mouch, Harold	1952-53	Freshmen	Clair Dunn
Lemle, Carl	1947	Freshmen	Bill Orwig	Mouser, Taylor	2015	Graduate Assistant	Matt Campbell
Leopold, Jeff	2003	Graduate Assistant	Tom Amstutz	Murphy, Dan	1997	Graduate Assistant	Gary Pinkel
Lewis, Don	1968-70	Defensive Ends	Frank Lauterbur	Murphy, Jack	1960-62	Defensive Line	Clive H. Rush
		Linebackers	Frank Lauterbur		1963-69	Defensive Coordinator	Frank Lauterbur
	1975-76	Offensive Line	Jack Murphy	Murray, Steve	1997-00	Strength/Conditioning	Gary Pinkel
Lister, Mark	1999-00	Graduate Assistant	Gary Pinkel		2001-08	Strength/Conditioning	Tom Amstutz
	2001	Football Operations	Tom Amstutz	Nichols, Jason	2009	Receivers	Tim Beckman
Lowe, John Jr.	1960-61	Unknown	Clive H. Rush	Nichols, Paul	2009-11	Safeties/Co-Defensive	Tim Beckman
Lupfer, Greg	2008	Safeties	Tom Amstutz			Coordinator	
Machoukas, George	1955	Graduate Assistant	Forrest England	Nowack, Jerry	1959	Graduate Assistant	Harry Larche
Mannie, Ken	1986-87	Strength/Conditioning	Dan Simrell	Obrock, John	1981	Offensive Line	Chuck Stobart
	1990	Strength/Conditioning	Nick Saban		1982-89	Offensive Line	Dan Simrell
	1991-94	Strength/Conditioning	Gary Pinkel	Orwig, Bill	1936	Ends	Doc Spears
Manning, Tom	2009	Graduate Assistant	Tim Beckman	Parker, Phil	1988-89	Defensive Backs	Dan Simrell
	2012-15	Offensive Line	Matt Campbell		1990	Defensive Backs	Nick Saban
Manyak, John	1956	Freshmen	Jack Morton		1991-98	Defensive Backs	Gary Pinkel
	1957-59	Defensive Ends	Harry Larche	Parrish, Kirk	1994	Graduate Assistant	Gary Pinkel
	1957-59	Freshmen	Harry Larche	Pattee, John	1948-49	Backfield	J. N. Stahley
Marrow, Vince	2008	Tight Ends	Tom Amstutz	Pees, Dean	1990	Defensive Coordinator	Nick Saban
Martell, Gene	1956	Freshmen	Jack Morton		1991-93	Defensive Coordinator	Gary Pinkel
	1958-59	Line	Harry Larche	Perles, Pat	1989	Defensive Line	Dan Simrell
Matukewicz, Tom	2012-13	Defensive Coordinator/ Linebackers	Matt Campbell		1990	Defensive Line	Nick Saban
					1991	Defensive Line	Gary Pinkel
McCartney, Tom	1962	Graduate Assistant	Clive H. Rush	Pizza, Frank	1948	Freshmen	J. N. Stahley
	1963	Offensive Line	Frank Lauterbur	Powers, Howard	1955	Backfield	Forrest England
McCullom, Steve	2015	Graduate Assistant	Matt Campbell		1957-59	Backfield	Harry Larche
McConnell, Bill	1972-76	Defensive Mid-Guards Linebackers	Jack Murphy Jack Murphy	Rainsberger, Ellis	1990	Offensive Line	Nick Saban
					1991	Assistant Head Coach	Gary Pinkel
McCray, Randall	2003-04	Linebackers	Tom Amstutz		1991	Offensive Line	Gary Pinkel
	2005	Defensive Line	Tom Amstutz	Randolph, Paul	2001	Defensive Line	Tom Amstutz
McDonald, D.K.	2012-15	Cornerbacks	Matt Campbell	Rasheed, Eli	2009-11	Defensive Line	Tim Beckman
McElreavy, Larry	1989	Tight Ends	Dan Simrell		2012-15	Defensive Line	Matt Campbell
McGee, Garrick	2002	Wide Receivers	Tom Amstutz	Rhea, Mark	1993	Graduate Assistant	Gary Pinkel
McMullen, Joe	1949	Line	J. N. Stahley		2006-08	Defensive Line	Tom Amstutz
McNutt, Richard	2007	Secondary	Tom Amstutz	Rideout, Les	1952-53	Line	Clair Dunn
Merb, Roger	1971	Offensive Backs	Jack Murphy	Roche, Shawn	2011	Graduate Assistant	Tim Beckman
Merritt, Bob	1998	Graduate Assistant	Gary Pinkel	Roman, George	1953	Line	Clair Dunn
Mesaros, Lou	1957	Backfield	Harry Larche	Rose, Tim	2005-08	Defensive Coordinator	Tom Amstutz
Meyer, Greg	1990	Offensive Coordinator	Nick Saban	Roskos, Greg	2005-06	Graduate Assistant	Tom Amstutz
	1991	Offensive Coordinator	Gary Pinkel	Russo, Mario	1963-67	Defensive Ends	Frank Lauterbur
Momirovic, George	2006-07	Graduate Assistant	Tom Amstutz	Saia, Bryce	2012-13	Safeties	Matt Campbell
Mondell, Jack	1981	Offensive Backs	Chuck Stobart	Sage, Derek	2014-15	Wide Receivers	Matt Campbell
	1982-84	Offensive Backs	Dan Simrell	Satterfield, Scott	2009	Quarterbacks/ Passing Game Coordinator	Tim Beckman
	1985	Offensive Backs	Dan Simrell				
		Recruiting Coordinator	Dan Simrell	Schaefer, Joe	2010	Graduate Assistant	Tim Beckman
	1986-87	Inside Linebackers	Dan Simrell	Schanski, Michael	1992	Graduate Assistant	Gary Pinkel
	1988	Tight Ends	Dan Simrell	Schultz, Fred	2002	Graduate Assistant	Tom Amstutz
		Special Teams	Dan Simrell	Schmakel, Warren	1946-47	Line	Bill Orwig
Morand, Elroy	1970	Freshmen	Frank Lauterbur				

ASSISTANT COACHES LIST

Shannon, John	2003-04	Wide Receivers	Tom Amstutz	Ward, Mike	2009-11	Asst. Head Coach/	Tim Beckman
	2005-07	Offensive Coordinator	Tom Amstutz			Co-Defensive Coordinator/LBs	
Shugarts, J.B.	2015	Graduate Assistant	Matt Campbell	Watson, Stan	2012-13	Special Teams/	Matt Campbell
Shutt, John	1949	Freshman	J. N. Stahley			Outside Linebackers	
Simmons, Bob	1977-79	Defensive Ends	Chuck Stobart	Wertz, Chuck	1930-35	Backs	Jim Nicholson
Simms, Shawn	1991-94	Running Backs	Gary Pinkel	West, Lou	2001-04	Defensive Coordinator	Tom Amstutz
Simrell, Dan	1971-72	Defensive Backs	Jack Murphy	Williams, Jimmy	2002	Defensive Line	Tom Amstutz
	1973-76	Defensive Coordinator	Jack Murphy	Winston, Dennis	2001-02	Linebackers	Tom Amstutz
	1977-81	Defensive Coordinator	Chuck Stobart		2003-04	Defensive Line	Tom Amstutz
Slovak, Marty	1946	Assistant Head Coach	Bill Orwig	Winters, Paul	1986-89	Offensive Backs	Dan Simrell
Smith, Sylvester	1955	Graduate Assistant	Forrest England	Wolodzko, Anthony	1948	Freshmen	J. N. Stahley
	1956	Freshmen	Forrest England	Wooley, Justin	2000	Graduate Assistant	Gary Pinkel
Smith, Christian	2014-15	Graduate Assistant	Matt Campbell	Wright, Irvin	1971-72	Middle Guards	Jack Murphy
Smith, Ted	1998-99	Graduate Assistant	Gary Pinkel			Linebackers	Jack Murphy
Smith, Vern	1963-65	Scouting/Freshmen	Frank Lauterbur		1973-76	Defensive Ends	Jack Murphy
	1966	Scouting/ Assistant Head Coach	Frank Lauterbur	Yockey, Jim	1981	Defensive Line	Chuck Stobart
Snyder, Charlie	1970	Wide Receivers	Frank Lauterbur		1982-89	Defensive Line	Dan Simrell
	1971-76	Wide Receivers	Jack Murphy	Yost, David	1996	Graduate Assistant	Gary Pinkel
Spence, Rob	2001-04	Offensive Coordinator/ Asst. Head Coach	Tom Amstutz		1997-00	Quarterbacks/ Recruiting Coordinator	Gary Pinkel
Stalcup, Fred	1937-41	Backs	Doc Spears				
Stauber, Gene	1947	Freshmen	Bill Orwig				
	1948-49	Freshmen	J. N. Stahley				
	1950	Freshmen	Robert Snyder				
Steckel, Dave	1992-95	Defensive Line	Gary Pinkel				
Stoltz, Jerry	1961-62	Graduate Assistant	Clive H. Rush				
Strahm, Dick	1970	Defensive Coordinator	Frank Lauterbur				
	1971-72	Defensive Coordinator	Jack Murphy				
Swank, Bob	2004	Graduate Assistant	Tom Amstutz				
Thorpe, Jerry	1963-66	Defensive Backs	Frank Lauterbur				
Tremblay, Matt	2002	Graduate Assistant	Tom Amstutz				
Turner, Fred	1995	Receivers	Gary Pinkel				
Van Arsdale, Harry	1980	Offensive Line	Chuck Stobart				
Vanyo, Andy	1932-35	Line	Jim Nicholson				
	1936-37	Line	Doc Spears				
Veidt, Tyson	2014-15	Linebackers/ Recruiting Coordinator	Matt Campbell				
Vera, Rob	1995	Graduate Assistant	Gary Pinkel				
Volk, Brian	2001	Graduate Assistant	Tom Amstutz				
Walker, Bruce	1996-00	Tight Ends/Off. Line	Gary Pinkel				
Walker, Dick	1967-68	Defensive Backs	Frank Lauterbur				
Walkosky, David	1999-00	Outside Linebackers	Gary Pinkel				
	2001-04	Outside Linebackers/ Special Teams	Tom Amstutz				
	2005-06	Secondary/ Special Teams	Tom Amstutz				
Walsh, Robert	1950	Line	Robert Snyder				
Wade, Rudy	2011	Strength/Conditioning	Tim Beckman				
	2012-14	Strength/Conditioning	Matt Campbell				

ROCKETS IN THE NFL

The following players played at least one game in the NFL (or the old AFL) or were on an active NFL roster at press time. Players who were drafted or signed free agent contracts but did not play in a regular-season game are not listed here. * Indicates player signed as a free agent in 2015.

TOLEDO ALL-TIME NFL/AFL LIST

15 ACTIVE PLAYERS

(as of Aug. 4, 2015)

- **BARRY CHURCH (2009)**: Dallas Cowboys (2010-present).
- **JAYRONE ELLIOTT (2013)**: Green Bay Packers (2014-present).
- **T.J. FATINIKUN (2013)**: Tampa Bay Buccaneers (2014-present).
- **DAVID FLUELLEN (2013)**: Tennessee Titans (2015-present).
- **BRUCE GRADKOWSKI (2005)**: Tampa Bay Buccaneers (2006-07), Cleveland Browns (2008), Oakland Raiders (2009-10), Cincinnati Bengals (2011-12), Pittsburgh Steelers (2013-present).
- **JOHN GRECO (2007)**: St. Louis Rams (2008-10), Cleveland Browns (2011-present).
- **ANDREW HAWKINS (2007)**: Cincinnati Bengals (2011-13), Cleveland Browns (2014-present)
- **ZAC KERIN (2013)**: Minnesota Vikings (2014-present).
- **BRETT KERN (2007)**: Denver Broncos (2008-09), Tennessee Titans (2009-present).
- **ROSS MADISON (2013)**: Denver Broncos (2015-present).
- **GREG MANCZ (2014)**: Houston Texans (2015-present*).
- **LANCE MOORE (2004)**: New Orleans Saints (2006-13), Pittsburgh Steelers (2014), Detroit Lions (2015).
- **JALEN PARMELE (2007)**: Baltimore Ravens (2008-10), Jacksonville Jaguars (2012), Tennessee Titans (2013), Arizona Cardinals (2014), Cleveland Browns (2015).
- **BERNARD REEDY (2013)**: Atlanta Falcons (2014-present).
- **JUNIOR SYLVESTRE (2014)**: Indianapolis Colts (2015-present).



Barry Church

NO LONGER ACTIVE

- **DARREN ANDERSON (1991)**: New England Patriots (1992), Tampa Bay Buccaneers (1992-93), Kansas City Chiefs (1994-97), Atlanta Falcons (1998).
- **BOB BEEMER (1985)**: Detroit Lions (1987)
- **TOM BEUTLER (1967)**: Cleveland Browns (1970), Baltimore Colts (1971)
- **PATRICK BODY (2004)**: Cincinnati Bengals (2005).
- **TOMMIE BOYD (1994)**: Detroit Lions (1997-98).
- **TYRONE BROWN (1994)**: Atlanta Falcons (1995-96)
- **DEXTER CLARK (1986)**: Detroit Lions (1987)
- **EMERSON COLE (1949)**: Cleveland Browns (1950-52), Chicago Bears (1952).
- **GENE COOK (1957)**: Detroit Lions (1959).
- **PAUL ELZEY (1967)**: Cincinnati Bengals (1968).
- **JERRY EVANS (1990)**: Denver Broncos (1993-95).
- **CARL FORD (2002)**: Chicago Bears (2005).
- **TODD FRANCE (2001)**: Tampa Bay Buccaneers (2005), Philadelphia Eagles (2005).
- **JIM GRAY (1964)**: New York Jets (1966), Philadelphia Eagles (1967).
- **TONY HARRIS (1970)**: San Francisco 49ers (1971).
- **RAYMOND HAYES (1967)**: New York Jets (1968).
- **KELLY HERNDON (1998)**: Denver Broncos (2002-04), Seattle Seahawks (2005-06), Tennessee Titans (2007).



Bruce Gradkowski

ROCKETS IN THE NFL

- TIM INGLIS (1986): Cincinnati Bengals, (1987-88).
- CURTIS JOHNSON (1969): Miami Dolphins (1970-78).
- BRYANT JONES (1983): Indianapolis Colts (1987).
- NICK KACZUR (2004): New England Patriots (2005-09)
- MIKE KENNEDY (1981): Buffalo Bills (1983), Houston Oilers (1984).
- KEVIN KOWALSKI (2010): Dallas Cowboys (2011-12), Washington Redskins (2014-present)
- JASON LAMAR (1999): Houston Texans (2002).
- MEL LONG, Sr. (1971): Cleveland Browns (1972-74).
- CLARENCE LOVE (1997): Philadelphia Eagles (1998); Baltimore Ravens (2000), Oakland Raiders (2002-03).
- FRANCIS MAHER (1939): Cleveland Rams (1941), Pittsburgh Steelers (1941).
- PHILLIP KEITH MANLEY (2011): Atlanta Falcons (2012).
- LOUIS MAROTTI (1939): Chicago Cardinals (1943-45).
- VINCE MARROW (1991): Buffalo Bills (1994).
- ANDY MCCOLLUM (1992): New Orleans Saints (1995-98), St. Louis Rams (1999-2007), Detroit Lions (2008).
- DARRYL MEADOWS (1982): Houston Oilers (1983-84).
- ROLAND MOSS (1968): Baltimore Colts (1969), Buffalo Bills (1970), San Diego Chargers (1970), New England Patriots (1971).
- KEN MOYER (1988): Cincinnati Bengals (1989-94).
- DANNY NOBLE (2011): Tampa Bay (2012-13), Jacksonville Jaguars (2013)
- ERIC PAGE (2011): Tampa Bay Buccaneers (2013).
- TUBBY ROUSCH (1922): Toledo Maroons (1922)
- CHUCK SAMPLE (1940): Green Bay Packers (1942, 1945).
- JOHN SAUNDERS (1971): Buffalo Bills (1972), San Francisco 49ers (1974-75).
- ED SCRUTCHINS (1962): Houston Oilers (1966).
- MARTY SLOVAK (1937): Cleveland Rams (1939-41).
- CHESTER TAYLOR (2001): Baltimore Ravens (2002-05), Minnesota Vikings (2006-09), Chicago Bears (2010), Arizona Cardinals (2011).
- JIM THIBERT (1962): Denver Broncos (1965).
- JOHN THOMAS (1986): New York Jets (1987).
- EMLENTUNNELL (1942): New York Giants (1948-58), Green Bay Packers (1959-61).
- MEL TRIPLETT (1954): NY Giants (1955-60), Minnesota Vikings (1961-62).
- MIKE VARAJON (1986): San Francisco 49ers (1987)
- BRENT WILLIAMS (1985): New England Patriots (1986-93), Seattle Seahawks (1994-95), New York Jets (1996).
- DAN WILLIAMS (1992): Denver Broncos (1993-96), Kansas City Chiefs (1997-2000).



Andrew Hawkins

- STEPHEN WILLIAMS (2009): Arizona Cardinals (2010-11), Seattle Seahawks (2013), Jacksonville Jaguars (2013), Miami Dolphins (2014).

Rockets With Longest NFL Careers

<u>Player</u>	<u>Years</u>
Emlen Tunnell	14 (1948-61)
Andy McCollum	14 (1995-2008)
Brent Williams	10 (1986-95)
Chester Taylor	10 (2002-11)
Lance Moore	10 (2006-15)*
Bruce Gradkowski	10 (2006-15)*

*Still active

ROCKETS IN THE PROS

The following players played at least one game in the CFL, USFL, WFL or any of numerous Arena Football Leagues.

TOLEDO ALL-TIME CFL LIST

ACTIVE PLAYERS

(as of July 29, 2015)

- **DAN MOLLS (2012):** Hamilton Ti-Cats (2014-present).
- **KENNY STAFFORD (2011):** Calgary Stampeders (2013), Montreal Alouettes (2014), Edmonton Eskimos (2015-present).

NO LONGER ACTIVE

- **ROD ACHTER (1983):** Ottawa Rough Riders (1984).
- **J.P. BEKASIAK (2006):** Hamilton Tiger-Cats (2007-08), Montreal Alouettes (2009-12).
- **TAVARES BOLDEN (2001):** Montreal Alouettes (2002-04).
- **BOB BRANYAN (1952):** Calgary Stampeders (1953).
- **TYRONE BROWN (1994):** Toronto Argonauts (1999-2001).
- **FABIAN BURKE (2000):** Edmonton Eskimos (2001-04), BC Lions (2004).
- **CHUCKE ALEY (1971):** Hamilton Ti-Cats (1972-74), Winnipeg Blue Bombers (1974-75), Toronto Argonauts (1975-78).
- **MACE FREEMAN (1998):** Hamilton Tiger-Cats (1999-2002).
- **PHIL GIBSON (2001):** Montreal Alouettes (2002-03), Saskatchewan Roughriders (2003-04).
- **LYLE GREEN (2000):** BC Lions (2001-08), Calgary Stampeders (2011).
- **DONTA GREENE (2002):** Montreal Alouettes (2003).
- **OLANZO JARRETT (2002):** Edmonton Eskimos (2003-04).
- **RICK KASER (1953):** BC Lions (1957-58), Ottawa Rough Riders (1960).
- **JASON LAMAR (1999):** Hamilton Tiger-Cats (2001, 2004), Edmonton Eskimos (2003).
- **MEL LONG, JR. (2000):** BC Lions (2001).
- **NICK MOORE (2008):** BC Lions (2011-13).
- **AINSWORTH MORGAN (1993):** Toronto Argonauts (1994-95).
- **GERRY PALMER (1950):** Winnipeg Blue Bombers (1952-53), BC Lions (1954).
- **JASON RICHARDS (1997):** Montreal Alouettes (1999-2003).
- **DAVID RIDGWAY (1980):** Saskatchewan Roughriders (1982-95).
- **PAUL SANDOR (1987):** Toronto Argonauts (1988).
- **JOHN SCHNEIDER (1967):** Winnipeg Blue Bombers (1968-69).
- **CHUCK STEHNO (1958):** Sarnia Imperials (1960)



TOLEDO ALL-TIME ARENA/USFL/WFL LIST

ACTIVE PLAYERS

(as of July 29, 2015)

- **CHRIS WALLACE (1998):** Carolina Rhinos (Arena-2000), Orlando Predators (Arena-2001), Tennessee Valley Vipers (Arena-2002), Florida Firecats (Arena-2004-09), New Orleans Voodoo (Arena-2011), Pittsburgh Power (Arena-2011), Florida Tarpons (Arena-2012-13), Marion Blue Racers (Arena-2014), Florida Tarpons (Arena-2015-present).

NO LONGER ACTIVE

- **TOM BEUTLER (1967):** Memphis Southmen (WFL-1974).
- **MARCUS GOODWIN (1992):** Cleveland Thunderbolts (Arena-1994).
- **DEJUAN GOULDE (2000):** Ohio Valley Greyhounds (Arena-2002), Cape Fear Wildcats (Arena-2003).
- **SAMEER HAMOOD (2001):** Peoria Pirates (Arena-2004).
- **BRANDON HEFFLIN (2002):** Columbus Destroyers (Arena-2005-07), Cleveland Gladiators (Arena-2008), Tampa Bay Storm (Arena-2010).
- **TYRRELL HERBERT (2008):** Pittsburgh Power (Arena-2011).
- **KELLY HERNDON (1998):** Barcelona Dragons (NFL-Europe-2000), Las Vegas Outlaws (Arena-2001).
- **KENNY HIGGINS (2004):** Memphis Explorers (Arena-2004-06), Nashville Kats (Arena-2007), Grand Rapids Rampage (Arena-2008).
- **JEFF JACKSON (1981):** Michigan Panthers (USFL-1983), Oklahoma Outlaws (USFL-1984).
- **BRIAN JONES (2002):** Memphis Explorers (Arena-2004-06), Las Vegas Gladiators (Arena-2007-08), Manchester Wolves (Arena-2008-09).
- **TONY LEE (1983):** Pittsburgh Maulers (USFL-1984).
- **GEORGE LINBERGER (1989):** Las Vegas Sting (Arena-1994).
- **MEL LONG, JR. (2000):** Mohegan/Manchester Wolves (Arena-2003-05).
- **ANTONIO MALONE (2005):** Rein Fire (NFL-Europe-2007), Colorado Crush (Arena-2008), Utah Blaze (Arena-2010), Milwaukee Mustangs (Arena-2011), Philadelphia Soul (Arena-2011).
- **ANDY McCOLLUM (1992):** Milwaukee Mustangs (Arena-1994).
- **KEVIN MEGER (1992):** Cleveland Thunderbolts (Arena-1993).
- **STEVE MORGAN (1984):** Arizona Wranglers (USFL-1985).
- **KEVIN ROLLINS (2000):** Barcelona Dragons (NFL-Europe-2002).

ROCKETS IN THE NFL/AFL DRAFTS

Year	Name	Position	League	Draft Date	Team	Round	Pick
2008	John Greco	OL	NFL	Apr. 27, 2008	St. Louis	3rd	65
	Jalen Parmele	RB	NFL	Apr. 27, 2008	Miami	6th	176
2006	Bruce Gradkowski	QB	NFL	Apr. 30, 2006	Tampa Bay	6th	194
2005	Nick Kaczur	OL	NFL	Apr. 23, 2005	New England	3rd	100
2003	Carl Ford	WR	NFL	Apr. 27, 2003	Green Bay	7th	256
2002	Chester Taylor	RB	NFL	Apr. 21, 2002	Baltimore	6th	207
1998	Clarence Love	CB	NFL	Apr. 19, 1998	Philadelphia	4th	116
1993	Dan Williams	DE	NFL	Apr. 25-26, 1993	Denver	1st	11
1992	Darren Anderson	DB	NFL	Apr. 26-27, 1992	New England	4th	93
	Vince Marrow	TE	NFL	Apr. 26-27, 1992	Buffalo	11th	307
1991	Jerry Evans	TE	NFL	Apr. 21-22, 1991	Phoenix	8th	204
1986	Brent Williams	DE	NFL	Apr. 29-30, 1986	New England	7th	192
1984	Mike Russell	LB	NFL	May 1-2, 1984	Houston	9th	252
1983	Rod Achter	WR	NFL	April 26-27, 1983	Minnesota	9th	239
1982	Jeff Jackson	DE	NFL	Apr. 27-28, 1982	Oakland	7th	177
1976	Gene Swick	QB	NFL	Apr. 8-9, 1976	Cleveland	4th	97
1972	John Saunders	DB	NFL	Feb. 1-2, 1972	LA Rams	4th	87
	Mel Long	LB	NFL	Feb. 1-2, 1972	Cleveland	11th	278
1971	Tony Harris	RB	NFL	Jan. 28-29, 1971	San Francisco	4th	101
	Charley Cole	RB	NFL	Jan. 28-29, 1971	Buffalo	15th	369
1970	Curtis Johnson	DB	NFL	Jan. 27-28, 1970	Miami	4th	81
	James Manuel	OT	NFL	Jan. 27-28, 1970	St. Louis	6th	136
1969	Roland Moss	RB	NFL	Jan. 28-29, 1969	Baltimore	7th	181
1968	John Schneider	QB	NFL	Jan. 30-31, 1968	Boston	7th	170
	Ray Hayes	DT	NFL	Jan. 30-31, 1968	NY Jets	12th	318
	Tom Beutler	LB	NFL	Jan. 30-31, 1968	Cleveland	12th	319
1966	Fred Zimmerman	LB	AFL	Nov. 28, 1965	Houston	13th	#
	Lurley Archambeau	Center	NFL	Nov. 28, 1965	Atlanta	17th	#
1965	Jim Gray	Back	AFL	Nov. 28, 1964	NY Jets	11th	#
			NFL	Nov. 28, 1964	Philadelphia	16th	#
	Dan Simrell	QB	NFL	Nov. 28, 1964	Cleveland	14th	#
1964	Wynn Lembright	Tackle	NFL	Dec. 2, 1963	NY Giants	16th	#
1963	Frank Baker	Back	NFL	Dec. 3, 1962	Cleveland	5th	#
			AFL	Dec. 1, 1962	Denver	19th	#
	Larry Campbell	End	NFL	Dec. 3, 1962	LA Rams	15th	#
	Ed Scrutchins	End	NFL	Dec. 3, 1962	St. Louis	15th	#
	Jim Bogdalek	Tackle	NFL	Dec. 3, 1962	San Francisco	16th	#
1960	Jack Campbell	End	AFL	Nov. 22, 1959 (Rd. 1)	Denver	2nd@	#
				Dec. 2, 1959 (Rd. 2)			
			NFL	Unknown %	Cleveland	19th	#
1958	Gene Cook	End	NFL	Dec. 2, 1957	Green Bay	13th	#
1955	Mel Triplett	Back	NFL	Jan. 27-28, 1955	NY Giants	5th	#
	George Machoukas	Center	NFL	Jan. 27-28, 1955	Green Bay	15th	#
1954	Asa Jenkins	Back	NFL	Jan. 28, 1954	Cleveland	6th	#
	Rick Kaser	Back	NFL	Jan. 28, 1954	Detroit	17th	#
1953	Jocko Gordon	Tackle	NFL	Jan. 22, 1953	LA Rams	21st	#
1950	Emerson Cole	Back	NFL	Jan. 21-22, 1950	Cleveland	12th	#
1948	Ted Zuchowski	Tackle	NFL	Dec. 9, 1947	Pittsburgh	29th	#
	Frank Pizza	Tackle	NFL	Dec. 9, 1947	Detroit	27th	#
1941	Bob Hayes	End	NFL	Dec. 10, 1940	Green Bay	17th	#
	Warren Densmore	Center	NFL	Dec. 10, 1940	Cleveland	10th	#
1940	Frances Maher	Back	NFL	Dec. 9, 1939	Philadelphia	10th	#
1939	Tony Popp	End	NFL	Dec. 8, 1938	Brooklyn	20th	#

#Draft records do not indicate overall selection rankings for 1936-1966. A player's order of selection was first recorded in 1967, the year of the first combined AFL-NFL draft.

% The 1960 NFL draft was held in secret in an attempt to keep information from the upstart AFL, which was conducting its own draft.

@The first AFL draft was held in 1960 and consisted of two rounds, with each team allowed 33 selections per round. The


BOWL HISTORY

1969 TANGERINE BOWL TOLEDO 56, DAVIDSON 33

The Rockets headed to Orlando with much at stake: the first undefeated season in the history of the football program. The Rocket offense racked up 324 yards in total offense and put 42 points on the board in the first half. It all led to a 56-33 victory over Southern Conference champion Davidson in the 24th annual Tangerine Bowl.

Quarterback Chuck Ealey, voted the game's most valuable back, ran nine times for 83 yards and a touchdown and threw for 147 yards and three scores on 10-of-13 passing. Don Fair caught four passes for 78 yards and Cole carried 22 times for 152 yards.

The Rockets were later rewarded with a No. 20 national ranking in the final Associated Press poll.



1981 CALIFORNIA BOWL TOLEDO 27, SAN JOSE ST. 25

They said it couldn't be done. There was no way that Toledo could beat a San Jose State team ranked 20th in the final UPI coaches poll. Yet when the first-ever California Bowl game was over, it was Toledo who left the field victorious, 27-25. Tony Lee's 41-yard field goal with just seconds left gave Toledo the victory.

Toledo had led in the game, 21-3, in the third quarter, but let that slip away. The Spartans took a 25-24 lead with just 52 seconds remaining, on a 35-yard touchdown pass and a two-point conversion.

The Rockets were faced with 80 yards of field ahead of them and no time outs remaining. Quarterback Maurice Hall coolly marched his offense down to the Spartan 24-yard line to set the stage for Lee's winning field goal.



1970 TANGERINE BOWL TOLEDO 40, WILLIAM & MARY 12

The Rockets looking to repeat as Tangerine Bowl champs and post a second consecutive undefeated season, but Lou Holtz's William & Mary team had other ideas and looked primed for an upset when it jumped out to a 6-0 lead and trailed by only 7-6 at halftime.

But it was all Rockets in the second half as they scored on their first four possessions.

The Rockets churned out 326 yards rushing, paced by Charles Cole (132 yards) and Tony Harris (101 yards). Toledo finished 12th in the nation in the final A.P. poll, and 14th and 17th in the Football News and UPI polls, respectively.




1984 CALIFORNIA BOWL UNLV 30, TOLEDO 13*

The Rockets came up short, 30-13, against Randall Cunningham, Ickey Woods and the rest of the Runnin' Rebels. Cunningham had a stellar game, completing 18-of-28 passes for 270 yards. Woods, just a freshman at the time, led UNLV with 53 yards and one TD.

Rocket running back Steve Morgan was named Toledo's outstanding offensive player after totaling 154 yards on 31 carries, while quarterback A.J. Sager was 12-of-31 for 137 yards with one TD.

**NOTE: The contest was later forfeited to Toledo by the PCAA due to use of ineligible players by UNLV earlier that season. UNLV has never accepted the ruling.*



1971 TANGERINE BOWL TOLEDO 28, RICHMOND 3

For the first 15 minutes of the game, Richmond looked as if it had the ability to end Toledo's winning streak at 34 games, taking a 3-0 lead. But then quarterback Chuck Ealey and the No. 1 defense in the nation went to work.

The Rocket defense limited the Spiders to just 51 total yards of total offense in the second half, including none through the air. Richmond punted on five of its seven possessions in the second half, was stopped on fourth down on one and intercepted on the other.

Ealey completed 14-of-23 passes for 176 yards and scored from one yard out. With the victory, the Rockets ran their winning streak to 35 games, to this day the second-longest in major college football.




1995 LAS VEGAS BOWL TOLEDO 40, NEVADA 37 (OT)

In a game that featured the first overtime in Division I-A football history, Toledo prevailed over Nevada, 40-37, electrifying a national TV audience on ESPN. After a field goal gave the Wolf Pack a 37-34 lead, its first of the game, the Rockets' Wasean Tait, who set four bowl records and was named co-MVP, scored the winning points on a two-yard run.

Tait set Las Vegas Bowl standards for rushing yards (185), all-purpose yards (238) and TDs (four).

The two teams battled to stand-still through regulation, with Nevada tying the game with a late field goal. Toledo won the overtime coin toss and elected to go on defense first. Nevada settled for a field goal, setting up Tait, who got the call on three of UT's four plays, the last one the game-winner. He was buried under a sea of Rockets in the victory celebration and passed out cold.



BOWL HISTORY

2001 MOTOR CITY BOWL TOLEDO 23, CINCINNATI 16

Chester Taylor ran for a Motor City Bowl-record 190 yards and scored the go-ahead touchdown on a 24-yard run with 3:23 left as Toledo defeated Cincinnati, 23-16. But it was a big play by the defense that clinched the victory for Toledo.

Cincinnati drove to the UT five-yard line, but couldn't convert on fourth-and-4 with 50 seconds left. Cincinnati's Ray Jackson bobbled a deflected pass in a crowded end zone, and senior free safety Andy Boyd then wrestled Jackson—and the ball—to the ground to seal the victory for Toledo.

Quarterback Tavares Bolden was 14-of-28 for 135 yards, but it was his legs that helped Toledo the most. He ran for 41 yards on a draw on the first play of the second half that led to a UT field goal. He tied the game late in the third quarter when he sprinted 28 yards untouched for a touchdown. For the game, Bolden ran for 99 yards, which helped the Rockets set a Motor City Bowl record with 322 yards rushing.

The victory culminated a dream season for the Rockets and first-year head coach Tom Amstutz.

"I was born on Scottwood Avenue in downtown Toledo, grew up in Toledo, went to school at UT, was an assistant coach there for many years," Amstutz said. "This is a dream come true. Words can't express how I feel. This isn't just my team, it's what I love. It's a privilege for me to be the head coach."



2004 MOTOR CITY BOWL UCONN 39, TOLEDO 10

Quarterback Bruce Gradkowski was game. Unfortunately, his broken right hand was not. Gradkowski, who broke his throwing hand in the MAC Championship Game, tried to play in the Motor City Bowl but was ineffective and clearly in pain. As a result, the Rockets' offense stalled, and Connecticut had its way with Toledo, 39-10. Gradkowski finished 6-of-12 for 43 yards before being replaced by Marques Council. By the time Council got in the game to start the second half, UConn was up, 30-7. Council set career highs in attempts (28), completions (16) and passing yards (160).

Toledo entered the game as the favorites, but without a healthy Gradkowski it was no contest. UConn scored on six of its first seven possessions as the Rockets were held to a season-low 10 points.

Gradkowski wasn't the only Rocket to go down, as the UT training staff was kept busy throughout the entire game. Senior All-MAC free safety Patrick Body broke his right arm in the second half. Lance Moore, Toledo's all-time leading receiver, left the game in the second half with a dislocated shoulder. Senior center David Odenthal suffered a sprained left ankle in the first half, returned briefly, then sat out most of the second half.




2002 MOTOR CITY BOWL BOSTON COLLEGE 51, TOLEDO 25

Boston College scored on its first six possessions on its way to a 42-18 halftime lead, effectively putting the game away and preventing the Rockets from defending their Motor City Bowl title. Toledo cut the Eagles' advantage to 21-10 when Trinity Dawson scored on a two-yard run with 10:47 remaining in the first half but UT never got any closer.

Down 28-10 with less than six minutes to go in the first half, Toledo gambled, going for it on a fourth-and-1 from its own 40, but Jones' pass fell incomplete. Boston College took possession, and on the next play, Grant Adams caught St. Pierre's pass across the middle, eluded a defender and raced into the end zone for a 35-10 lead. A one-yard TD run by Brandon Brokaw with 1:31 to go in the half made it 42-10.

Jones, the nation's percentage completion leader, connected on 27-41 passes for 331 yards with two touchdowns and two interceptions.

Wide receiver Carl Ford had a career-high 10 receptions for 112 yards, including a nine-yard touchdown pass with 24 seconds to go in the second quarter. Fellow senior Donta' Greene added four catches for 63 yards.



2005 GMAC BOWL TOLEDO 45, UTEP 13


Quarterback Bruce Gradkowski ended his storied collegiate career with an exclamation point, throwing five touchdown passes to lead Toledo to a convincing 45-13 win over UTEP. Fellow senior and roommate Trinity Dawson ran for 132 yards.

Toledo's defense shut down UTEP's offense at almost every turn. Linebacker Mike Alston contributed two big tackles for the Rockets to end the first half, when UTEP was threatening to cut into a 28-13 deficit. It was the last time the Miners appeared set to mount a rally.

Gradkowski, who completed 18-of-32 passes for 298 yards, was chosen as the game's MVP while Dawson (offense), Alston (defensive) and Steve Odom (special teams) also won game honors. After the game, Gradkowski summed up the sentiment of the team.

"It's been an honor to be here this week," said Gradkowski. "We were treated unbelievably by the city of Mobile. The southern hospitality has been awesome. We've never experienced anything like this. We wanted to give back to Mobile by performing the way we did. I hope we satisfied the fans out there."

"It's been a pleasure. What a way to go out. This is our championship. We are GMAC Bowl Champions."



BOWL HISTORY

2010 LITTLE CAESARS PIZZA BOWL FIU 34, TOLEDO 32

Florida International capped a second-half comeback with a 34-yard field goal as time expired to give the Panthers a dramatic 34-32 victory over Toledo at the Little Caesars Pizza Bowl at Ford Field in Detroit.

FIU's game-winning field goal overshadowed Toledo's own comeback that gave the Rockets a 32-31 lead with 1:14 to play. Redshirt freshman quarterback Terrance Owens scrambled in for a 14-yard TD and then completed a pass to sophomore wide receiver Eric Page for the two-point conversion. But on its final possession FIU converted a fourth-and-17 from its own 41-yard line to keep its drive alive and set up the eventual game-winning field goal by Jack Griffin.

Toledo held a 24-7 lead early in the second half but FIU scored 24 unanswered points to take a 31-24 lead with 3:18 to play. Junior Adonis Thomas led the Rockets with a career-high 193 yards rushing and two touchdowns. Thomas' second TD run was an 87-yard bolt in the second quarter, the longest run of his career, the fourth-longest rush in Toledo history and tied for the longest run in Little Caesars Bowl history. He finished the season with 1,098 yards, the 13th-highest total in school history.



2012 IDAHO POTATO BOWL UTAH STATE 41, TOLEDO 15

Despite the loss of two stars, Toledo gave No. 18 Utah State all it could handle before losing, 41-15, at the Famous Idaho Potato Bowl in Boise, ID.

Senior linebacker Dan Molls, the nation's leading tackler, was knocked out of the game with a concussion on the game's opening kickoff. A short while later, junior running back David Fluellen reinjured his sore left ankle and never returned.

Despite those losses, Toledo was in the game well into the fourth quarter, trailing just 13-9 before a 63-yard touchdown run by USU's Kerwynn Williams put the game on ice just under the seven-minute mark. Williams then followed with two more scoring runs of five and 25 yards to finish the game with 18 carries for 235 yards.

Senior QB Austin Dantin, who played the first three quarters, completed 12-of-21 attempts for 132 yards with two interceptions for the Rockets. Junior QB Terrance Owens, hobbled by an ankle injury, played most of the fourth quarter and was 5-of-16 for 26 yards. Utah State's Chuckie Keeton threw for 229 yards and completed 21-of-31 pass attempts.

Junior WR Bernard Reedy led the Rockets in both rushing and receiving, finishing with a career-high 10 carries for 50 yards on the ground and six catches for 62 yards through the air. He was honored following the game as Toledo's Most Valuable Player.



2011 MILITARY BOWL TOLEDO 42, AIR FORCE 41

Toledo used its powerful offense and the defense came up with a big play in an exciting 42-41 victory over Air Force in the Military Bowl. The Rockets never trailed in a see-saw affair in which there were three ties and UT's largest lead was 14 points.

With 52 seconds left in the game, Air Force scored what appeared to be the game-tying touchdown when Falcons receiver Jonathan Warzeka caught a wide open 33-yard pass from quarterback Tim Jefferson.

Air Force lined up for the extra-point but opted to go for two points on a trick play. Holder David Baska took the snap and headed for the end zone, but sophomore defensive end Jayrone Elliott stripped the ball loose from Baska. The ball bounced in the direction of Parker Herrington, who tried to scoop up the loose ball but ending up kicking it out of the end zone leaving the Rockets with a 42-41 advantage and their first bowl victory since 2005.

The victory was a great vindication for a Rocket team that had survived numerous injuries—including three key injuries to its defense in this game. It was also a dramatic debut for head coach Matt Campbell, the Rockets' offensive coordinator who was named head coach just 16 days prior to the game.



Bernard Reedy scored three touchdowns and earned MVP honors in the 2011 Military Bowl.

BOWL HISTORY

2015 GODADDY BOWL TOLEDO 63, ARKANSAS STATE 44 LADD-PEEBLES STADIUM, MOBILE, AL JAN. 4, 2015

Sophomore running back Kareem Hunt rushed for a career-high 271 yards and a bowl-record five touchdowns to propel the Toledo Rockets to a 63-44 victory over Arkansas State at the GoDaddy Bowl in Mobile Sunday night.

Hunt, who was named the game's Most Valuable Player, set the bowl record for rushing yards, as well. His five TDs ties the Toledo record for touchdowns, and ties the all-time bowl record for rushing touchdowns held by two others, most recently Oklahoma State's Barry Sanders at the 1988 Holiday Bowl.

In a game that featured 107 total points and 1,009 yards of total offense, Toledo's defense played a big role in the victory, scoring two touchdowns in the first half and stopping Arkansas State's potent offense in several key situations. Junior defensive end Trent Voss, who recovered a fumble in the end zone on the game's first play, had a career-high four tackles for loss among his game-high 10 tackles. He was named Defensive Player of the game.

Sophomore quarterback Logan Woodside completed 21-of-27 passes for 176 yards and one touchdown. Sophomore Damion Jones-Moore added 103 yards and two touchdowns on 15 carries.

Toledo led at halftime, 35-17, as Hunt ran for three first-half scores and the defense tallied two. On the game's very first play from scrimmage, sophomore Treyvon Hester knocked the ball loose from ASU quarterback Fredi Knighten at the Wolves 17-yard line. The ball rolled into ASU's end zone and was recovered by Voss, making the score 7-0 just 10 seconds into the contest.


Arkansas State wasted little time in tying the score with a five-play, 75-yard drive that ended with a 44-yard TD pass over the middle from Knighten to Booker Mays.

The two teams traded punts before the Rockets' offense got in the act with an 85-yard drive to regain the lead with 5:04 in the first quarter. Hunt plunged in from four yards out to make the score 14-7.

After the Rocket defense forced another punt, Hunt struck once again, this time from 44 yards out, making the score 21-7 with 2:36 left in the first quarter. But ASU struck back quickly on a 66-yard TD pass from Knighten to Tres Houston, trimming the lead to seven points.

Following a Red Wolf field goal, Hunt scored for the third time in the half, this time from 29 yards out to give Toledo a 28-17 edge with 2:28 left in the half.

Toledo's defense scored for the second time in the game with 34 seconds left in the first half when



sophomore cornerback sacked Knighten on a blitz, causing a fumble that was scooped up by junior defensive end Allen Covington. Covington rumbled 67 yards for the touchdown, making the score 35-17 at halftime.

Hunt added to his total with another rushing score, this time from six yards out with 8:15 left in the third quarter.

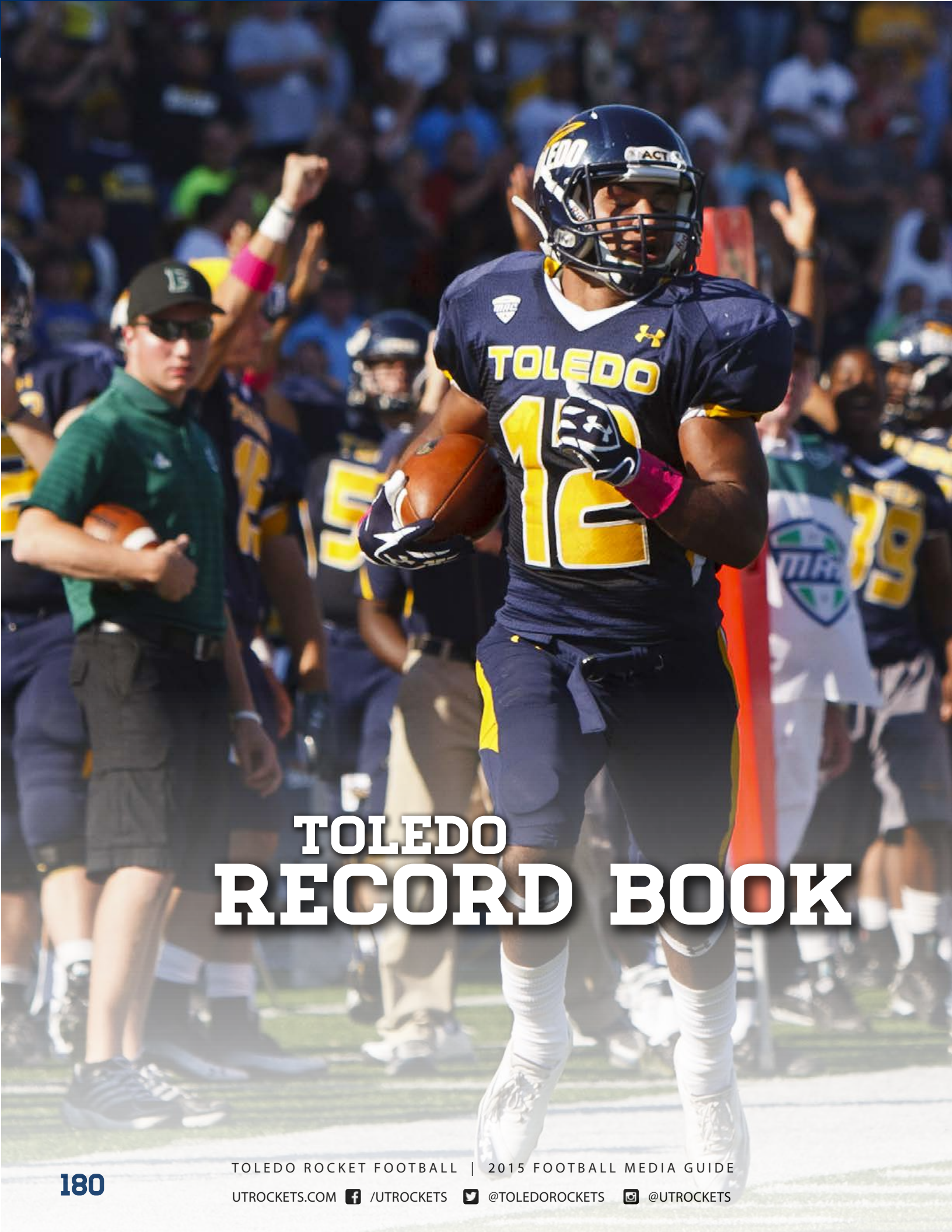
Things got interesting, however, as ASU came back with two touchdowns to trim the lead to 42-31. First, Booker Mays broke free for a 55-yard TD reception from Knighten, then Money Hunter picked off a Logan Woodside pass and streaked 94 yards into the end zone.

Hunt countered with his fifth and final touchdown, a one-yarder with 11:46 left in the game. But the Red Wolves would not quit, as Knighten hit Mays again for 27-yard TD just a minute later.

Toledo clinched the game on a 10-yard TD run from sophomore Damion Jones-Moore with 6:33 left that gave UT a 56-38 margin. Jones-Moore then put the exclamation point on the game with a 29-yard score with 1:02 left.



Kareem Hunt cruises in for one of his five touchdowns runs in the 2015 GoDaddy Bowl.



TOLEDO RECORD BOOK

ALL-TIME RECORD BY SEASON

<u>Year</u>	<u>Record</u>	<u>H</u>	<u>A</u>	<u>N</u>	<u>MAC</u>	<u>Year</u>	<u>Record</u>	<u>H</u>	<u>A</u>	<u>N</u>	<u>MAC</u>
1917	0-3	0-0	0-3	—		1948	5-6	3-5	2-1	—	
1918	1-1	NA	NA	—		1949	6-4	4-3	2-1	—	
1919	2-4	NA	NA	—		1950	4-5	3-3	1-2	—	
1920	0-3	0-1	0-2	—		1951	6-4	5-1	1-3	—	
1921	3-5	1-2	2-3	—		1952	4-5	3-2	1-3	—	1-4
1922	2-2-3	2-0-2	0-2-1	—		1953	3-6	1-4	2-2	—	2-3
1923	6-4	6-1	0-3	—		1954	6-2-1	4-1	2-1-1	—	3-2
1924	5-3	2-0	3-3	—		1955	3-5-1	2-2-1	1-3	—	2-4
1925	1-8	0-4	1-4	—		1956	1-7-1	0-4-1	1-3	—	1-5
1926	3-5	2-1	1-4	—		1957	5-4	5-0	0-4	—	3-2
1927	5-2	3-1	2-1	—		1958	4-5	3-2	1-3	—	1-4
1928	1-6	1-2	0-4	—		1959	2-6-1	2-4	0-2-1	—	0-6
1929	4-2-1	2-1-1	2-1	—		1960	2-7	2-3	0-4	—	0-6
1930	2-5-1	1-1	1-4-1	—		1961	3-7	2-3	1-4	—	2-4
1931	<i>no football - lack of funding</i>					1962	3-6	1-3	2-3	—	1-5
1932	3-4	NA	NA	—		1963	2-7	2-3	0-4	—	1-5
1933	4-2-2	3-1-1	1-1-1	—		1964	2-8	0-5	2-3	—	1-5
1934	5-3	3-2	2-1	—		1965	5-5	4-1	1-4	—	2-4
1935	6-2-1	4-1-1	2-1	—		1966	2-7-1	2-2-1	0-5	—	1-5
1936	2-6	2-3	0-3	—		1967	9-1	5-1	4-0	—	5-1
1937	6-3	4-1	2-2	—		1968	5-4-1	2-2-1	3-2	—	3-2-1
1938	6-3-1	4-0-1	2-3	—		1969	11-0	5-0	5-0	1-0	5-0
1939	7-3	5-1	2-2	—		1970	12-0	6-0	5-0	1-0	5-0
1940	6-3	4-1	2-2	—		1971	12-0	5-0	6-0	1-0	5-0
1941	7-4	3-2	4-2	—		1972	6-5	3-2	3-3	—	2-3
1942	4-4-1	4-2#	0-2-1	—		1973	3-8	3-2	0-6	—	1-4
1943	<i>no football - WWII</i>					1974	6-5	3-3	3-2	—	3-2
1944	<i>no football - WWII</i>					1975	5-6	3-2	1-4	1-0	4-4
1945	<i>no football - WWII</i>					1976	3-8	3-2	0-6	—	2-6
1946	6-2-2	4-1-1	2-1-1	—		1977	2-9	1-5	1-4	—	2-7
1947	9-2	7-1	2-1	—		1978	2-9	1-4	1-5	—	2-7



The Rockets, shown here landing at Toledo Express Airport following their victory at the 1969 Tangerine Bowl, went 35-0 from 1969-71. Coach Frank Lauterbur holds the bowl trophy in his right hand. Quarterback Chuck Ealey, third from right in front, was named Most Valuable Back, while Dan Crockett (white overcoat) took home the trophy for Most Valuable Lineman.

ALL-TIME RECORD BY SEASON

<u>Year</u>	<u>Record</u>	<u>H</u>	<u>A</u>	<u>N</u>	<u>MAC</u>
1979	7-3-1	4-0-1	3-3	—	7-1-1
1980	4-7	3-2	1-5	—	3-6
1981	9-3	5-0	3-3	1-0	8-1
1982	6-5	4-1	2-4	—	5-4
1983	9-2	5-1	4-1	—	7-2
1984	9-2-1	5-0	3-2-1	1-0	7-1-1
1985	4-7	3-2	1-5	—	3-6
1986	7-4	5-0	2-4	—	5-3
1987	3-7-1	3-2	0-5-1	—	3-4-1
1988	6-5	5-1	1-4	—	4-4
1989	6-5	5-0	1-5	—	6-2
1990	9-2	5-1	4-1	—	7-1
1991	5-5-1	3-2-1	2-3	—	4-3-1
1992	8-3	4-1	4-2	—	5-3
1993	4-7	3-3	1-4	—	3-5
1994	6-4-1	4-1-1	2-3	—	4-3-1
1995	11-0-1	5-0	5-0-1	1-0	7-0-1
1996	7-4	4-2	3-2	—	6-2
1997	9-3	5-0	4-3	—	7-1
1998	7-5	5-1	2-4	—	6-2
1999	6-5	4-3	2-2	—	5-3
2000	10-1	6-0	4-1	—	6-1
2001	10-2	6-0	3-2	1-0	5-2
2002	9-5	5-1	4-3	0-1	7-1
2003	8-4	6-0	2-4	—	6-2
2004	9-4	5-0	3-3	1-1	7-1
2005	9-3	4-1	4-2	1-0	6-2
2006	5-7	4-2	1-5	—	3-5
2007	5-7	5-2	0-5	—	3-5
2008	3-9	1-5	2-4	—	2-6
2009	5-7	3-2	2-4	0-1	3-5
2010	8-5	4-2	4-2	0-1	7-1
2011	9-4	4-2	4-2	1-0	7-1
2012	9-4	5-1	4-2	0-1	6-2
2013	7-5	5-1	2-4	—	5-3
2014	9-4	5-1	3-3	1-0	7-1



Toledo rallied from a 23-0 deficit early in the second quarter to defeat Marshall, 41-36, in the 2001 MAC Championship Game at the Glass Bowl. Chester Taylor (19) rushed for 188 yards and scored the game-winning touchdown.

Overall Record: 507-414-24 (.549)

Home: 312-147-14 (.674)

Away: 177-253-10 (.414)

Neutral: 12-5 (.705)

Location unknown: 6-9 (.400)*

MAC Record: 253-195-7 (.564)

Record In Glass Bowl: 277-125-8 (.685)

**Records from 1918, 1919 and 1932 do not include location.*

Last five home games of 1942 were played at Swayne Field.

Conference Affiliations

1917-20: Independent

1921-30: Northwest Ohio League

1932-47: Ohio Athletic Conference

1948-51: Independent

1952-present: Mid-American Conference

COACHING RECORDS BY SEASON

YEAR	COACH	W	L	T	PCT.
1917	John Brandeberry	0	3	0	.000
1 year	John Brandeberry	0	3	0	.000
1918	James Baxter	1	1	0	.500
1 year	James Baxter	1	1	0	.500
1919	Walt Hobt	2	4	0	.333
1920	Walt Hobt	0	3	0	.000
2 years	Walt Hobt	2	7	0	.222
1921	Joseph Dwyer	3	5	0	.375
1922	Joseph Dwyer	2	2	3	.500
2 years	Joseph Dwyer	5	7	3	.433
1923	James Dwyer	6	4	0	.600
1924	James Dwyer	5	3	0	.625
1925	James Dwyer	1	8	0	.111
3 years	James Dwyer	12	15	0	.444
1926	Boni Petcoff	3	5	0	.375
1927	Boni Petcoff	5	2	0	.714
1928	Boni Petcoff	1	6	0	.167
1929	Boni Petcoff	4	2	1	.643
4 years	Boni Petcoff	13	15	1	.466
1930	Jim Nicholson	2	5	1	.313
1931	No team - (lack of funding)				
1932	Jim Nicholson	3	4	0	.429
1933	Jim Nicholson	4	2	2	.625
1934	Jim Nicholson	5	3	0	.625
1935	Jim Nicholson	6	2	1	.722
5 years	Jim Nicholson	20	16	4	.550
1936	Doc Spears	2	6	0	.250
1937	Doc Spears	6	3	0	.667
1938	Doc Spears	6	3	1	.650
1939	Doc Spears	7	3	0	.700
1940	Doc Spears	6	3	0	.667
1941	Doc Spears	7	4	0	.636
1942	Doc Spears	4	4	1	.500
7 years	Doc Spears	38	26	2	.591
1943	No football (WW II)				
1944	No football (WW II)				
1945	No football (WW II)				
1946	Bill Orwig	6	2	2	.700
1947	Bill Orwig	9	2	0	.818
2 years	Bill Orwig	15	4	2	.762
1948	J. N. Stahley	5	6	0	.455
1949	J. N. Stahley	6	4	0	.600
2 years	J. N. Stahley	11	10	0	.524
1950	Robert Snyder	4	5	0	.444
1 year	Robert Snyder	4	5	0	.444
1951	Don Greenwood	4	3	0	.571
1 year	Don Greenwood	4	3	0	.571
1951	Clair Dunn	2	1	0	.667
1952	Clair Dunn	4	5	0	.444
1953	Clair Dunn	3	6	0	.333
2+ years	Clair Dunn	9	12	0	.429
1954	Forrest England	6	2	1	.722
1955	Forrest England	3	5	1	.389
2 years	Forrest England	9	7	2	.556
1956	Jack Morton	1	7	1	.167
1 year	Jack Morton	1	7	1	.167
1957	Harry Larche	5	4	0	.556
1958	Harry Larche	4	5	0	.444
1959	Harry Larche	2	6	1	.278
3 years	Harry Larche	11	15	1	.426
YEAR	COACH	W	L	T	PCT.



Clarence "Doc" Spears coached the Rockets from 1936-42 until the football program was suspended due to World War II.

COACHING RECORDS BY SEASON



Gary Pinkel led the Rockets to a 73-37-3 record from 1991-2000, including a 24-6 victory over Penn State in his final season at UT. Now the head coach at Missouri, Pinkel is in the UT Varsity T Hall of Fame, as well as the MAC Hall of Fame.

1960	Clive Rush	2	7	0	.222	1990	Nick Saban	9	2	0	.818
1961	Clive Rush	3	7	0	.300	1 year	Nick Saban	9	2	0	.818
1962	Clive Rush	3	6	0	.333	1991	Gary Pinkel	5	5	1	.500
3 years	Clive Rush	8	20	0	.286	1992	Gary Pinkel	8	3	0	.727
1963	Frank Lauterbur	2	7	0	.222	1993	Gary Pinkel	4	7	0	.364
1964	Frank Lauterbur	2	8	0	.250	1994	Gary Pinkel	6	4	1	.591
1965	Frank Lauterbur	5	5	0	.500	1995	Gary Pinkel	11	0	1	.958
1966	Frank Lauterbur	2	7	1	.250	1996	Gary Pinkel	7	4	0	.636
1967	Frank Lauterbur	9	1	0	.900	1997	Gary Pinkel	9	3	0	.750
1968	Frank Lauterbur	5	4	1	.550	1998	Gary Pinkel	7	5	0	.583
1969	Frank Lauterbur	11	0	0	1.000	1999	Gary Pinkel	6	5	0	.545
1970	Frank Lauterbur	12	0	0	1.000	2000	Gary Pinkel	10	1	0	.909
8 years	Frank Lauterbur	48	32	2	.598	10 years	Gary Pinkel	73	37	3	.659
1971	Jack Murphy	12	0	0	1.000	2001	Tom Amstutz	10	2	0	.833
1972	Jack Murphy	6	5	0	.545	2002	Tom Amstutz	9	5	0	.643
1973	Jack Murphy	3	8	0	.273	2003	Tom Amstutz	8	4	0	.667
1974	Jack Murphy	6	5	0	.545	2004	Tom Amstutz	9	4	0	.692
1975	Jack Murphy	5	6	0	.455	2005	Tom Amstutz	9	3	0	.750
1976	Jack Murphy	3	8	0	.273	2006	Tom Amstutz	5	7	0	.417
6 years	Jack Murphy	35	32	0	.522	2007	Tom Amstutz	5	7	0	.417
1977	Chuck Stobart	2	9	0	.222	2008	Tom Amstutz	3	9	0	.250
1978	Chuck Stobart	2	9	0	.222	8 years	Tom Amstutz	58	41	0	.586
1979	Chuck Stobart	7	3	1	.682	2009	Tim Beckman	5	7	0	.417
1980	Chuck Stobart	4	7	0	.364	2010	Tim Beckman	8	5	0	.615
1981	Chuck Stobart	9	3	0	.750	2011	Tim Beckman	8	4	0	.667
5 years	Chuck Stobart	24	31	1	.438	3 years	Tim Beckman	21	16	0	.568
1982	Dan Simrell	6	5	0	.545	2011	Matt Campbell	1	0	0	1.000
1983	Dan Simrell	9	2	0	.818	2012	Matt Campbell	9	4	0	.692
1984	Dan Simrell	9	2	1	.792	2013	Matt Campbell	7	5	0	.538
1985	Dan Simrell	4	7	0	.364	2014	Matt Campbell	9	4	0	.692
1986	Dan Simrell	7	4	0	.636	3+ years	Matt Campbell	26	13	0	.667
1987	Dan Simrell	3	7	1	.318						
1988	Dan Simrell	6	5	0	.545						
1989	Dan Simrell	6	5	0	.545						
8 years	Dan Simrell	50	37	2	.573						

ALL-TIME COACHING RECORDS

COACHING VICTORY LEADERS

	W	L	T	Pct.
1. Gary Pinkel (1991-2000)	73	37	3	.659
2. Tom Amstutz (2001-08)	58	41	0	.586
3. Dan Simrell (1982-89)	50	37	2	.573
4. Frank Lauterbur (1963-70)	48	32	2	.598
5. Dr. C. W. Spears (1936-42)	38	26	2	.591
6. Jack Murphy (1971-76)	35	32	0	.522
7. Matt Campbell (2011-pres.)	26	13	0	.667
8. Chuck Stobart (1977-81)	24	31	1	.438
9. Tim Beckman (2009-11)	21	16	0	.568
10. Jim Nicholson (1930, 1932-35)	20	16	4	.550

COACHES BY WINNING PERCENTAGES

	W	L	T	Pct.
Nick Saban (1990)	9	2	0	.818
Bill Orwig (1946-47)	15	4	2	.762
Matt Campbell (2011-pres.)	26	13	0	.667
Gary Pinkel (1991-2000)	73	37	3	.659
Frank Lauterbur (1963-70)	48	32	2	.598
Dr. C. W. Spears (1936-42)	38	26	2	.591
Tom Amstutz (2001-08)	58	41	0	.586
Dan Simrell (1982-89)	50	37	2	.573
Don Greenwood (1951)	4	3	0	.571
Tim Beckman (2009-11)	21	16	0	.568
Forrest England (1954-55)	9	7	2	.556
Jim Nicholson (1930, 1932-35)	20	16	4	.550
J. N. Stahley (1948-49)	11	10	0	.524
Jack Murphy (1971-76)	35	32	0	.522
James Baxter (1918)	1	1	0	.500
Boni Petcoff (1926-29)	13	15	1	.466
James Dwyer (1923-25)	12	15	0	.444
Robert Snyder (1950)	4	5	0	.444
Chuck Stobart (1977-81)	24	31	1	.438
Joseph Dwyer (1921-22)	5	7	3	.433
Clair Dunn (1951-53)	9	12	0	.429
Harry Larche (1957-59)	11	15	1	.426
Clive Rush (1960-62)	8	20	0	.286
Walt Hobt (1919-20)	2	7	0	.222
Jack Morton (1956)	1	7	1	.167
John Brandeberry (1917)	0	3	0	.000

TOP 10 SEASONS IN TOLEDO HISTORY

	W	L	T	Pct.
1. Frank Lauterbur, 1970	12	0	0	1.000
Jack Murphy, 1971	12	0	0	1.000
3. Frank Lauterbur, 1969	11	0	0	1.000
4. Gary Pinkel, 1995	11	0	1	.958
5. Gary Pinkel, 2000	10	1	0	.909
6. Frank Lauterbur, 1967	9	1	0	.900
7. Tom Amstutz, 2001	10	2	0	.833
8. Bill Orwig, 1947	9	2	0	.818
Dan Simrell, 1983	9	2	0	.818
Nick Saban, 1990	9	2	0	.818

COACHING RECORDS — HOME/AWAY

	OVERALL RECORD				HOME RECORD				AWAY RECORD*				MAC RECORD			
	W	L	T	PCT	W	L	T	PCT	W	L	T	PCT	W	L	T	PCT
Doc Spears (1936-42)	38	26	2	.591	26	10	1	.716	12	16	1	.431	-	-	-	—
Bill Orwig (1946-47)	15	4	2	.762	11	2	1	.821	4	2	1	.643	-	-	-	—
J. N. Stahley (1948-49)	11	10	0	.524	7	8	0	.467	4	2	0	.667	-	-	-	—
Robert Snyder (1950)	4	5	0	.444	3	3	0	.500	1	2	0	.333	-	-	-	—
Don Greenwood (1951)	4	3	0	.571	3	1	0	.750	1	2	0	.333	-	-	-	—
Clair Dunn (1951-53)	9	12	0	.429	6	6	0	.500	3	6	0	.333	3	7	0	.300
Forrest England (1954-55)	9	7	2	.556	6	3	1	.650	3	4	1	.438	5	6	0	.455
Jack Morton (1956)	1	7	1	.167	0	4	1	.100	1	3	0	.250	1	5	0	.167
Harry Larche (1957-59)	11	15	1	.426	10	6	0	.625	1	9	1	.136	4	12	0	.250
Clive Rush (1960-62)	8	20	0	.286	5	9	0	.357	3	11	0	.214	3	15	0	.167
Frank Lauterbur (1963-70)	48	32	2	.598	26	14	2	.643	22	18	0	.550	23	22	1	.511
John Murphy (1971-76)	35	32	0	.522	20	11	0	.645	15	21	0	.417	17	19	0	.472
Chuck Stobart (1977-81)	24	31	1	.438	14	11	1	.558	10	20	0	.333	22	22	1	.500
Dan Simrell (1982-89)	50	37	2	.573	35	7	0	.833	15	30	2	.340	40	26	2	.603
Nick Saban (1990)	9	2	0	.818	5	1	0	.833	4	1	0	.800	7	1	0	.875
Gary Pinkel (1991-2000)	73	37	3	.659	44	13	2	.750	28	24	1	.538	53	23	3	.690
Tom Amstutz (2001-08)	58	41	0	.586	36	11	0	.766	22	30	0	.423	39	24	0	.619
Tim Beckman (2009-11)	21	16	0	.568	11	6	0	.647	10	10	0	.500	17	7	0	.708
Matt Campbell (2011-present)	26	13	0	.667	15	3	0	.833	10	7	0	.588	18	6	0	.750

*Neutral site results included in away game totals

SEASON RESULTS (1917-29)

1917 (0-3)

Coach: John Brandeberry

UT	Opp.	Score	Result
10/10	Detroit (A)	145	L
10/20	Ohio Northern (A)	90	L
NA	Findlay (A)	27	L

1918 (1-1)

Coach: James Baxter

UT	Opp.	Score	Result
NA	19 Defiance	12	W
NA	18 Hillsdale	31	L

1919 (2-4)

Coach: Walt Hobt

UT	Opp.	Score	Result
9/27	0 Ohio Northern	13	L
10/3	6 Bowling Green (A)	0	W
NA	0 Western Reserve	19	L
10/19	6 Adrian	27	L
NA	12 Defiance	6	W
NA	7 Wayne State (H)	8	L

1920 (0-3)

Coach: Walt Hobt

UT	Opp.	Score	Result
9/25	7 Western Reserve (A)	17	L
10/1	0 Wooster (H)	36	L
10/7	0 Wayne State (A)	14	L
10/16	Adrian (A) cancelled		
10/30	Bowling Green (A) cancelled		
11/6	Michigan State (A) cancelled		
11/13	Ohio Northern (H) cancelled		

1921 (3-5)

Coach: Joseph Dwyer

UT	Opp.	Score	Result
9/24	0 Cincinnati (A)	20	L
10/8	46 Findlay (A)	0	W
10/15	40 Defiance (H)	0	W
10/22	0 Adrian (A) (forfeit)	1	L
10/29	7 Bowling Green (H)	20	L
11/5	1 Baldwin-Wallace (forfeit)	0	W
11/11	0 Bluffton (A)	14	L
11/19	0 Wayne State (H)	13	L



The 1922 team was the last Toledo squad to play without a nickname. A year later, they were christened "Rockets" by a UT student reporter and the name stuck.

1922 (2-2-3)

Coach: Joseph Dwyer

UT	Opp.	Score	Result
10/7	0 Defiance (A)	7	L
10/14	0 Alma (H)	0	T
10/20	6 Hillsdale (H)	0	W
11/4	6 Bowling Green (A)	6	T
11/11	3 Muskingum (H)	0	W
11/18	2 Wayne State (A)	6	L
11/24	0 Baldwin-Wallace (H)	0	T

1923 (6-4)

Coach: James Dwyer

NWO League Champs

UT	Opp.	Score	Result
9/29	12 Carnegie Tech (A)	32	L
10/6	13 Eastern Michigan (H)	0	W
10/13	3 Akron (A)	10	L
10/19	26 Defiance (H)	0	W
10/27	27 Bowling Green (H)	0	W
11/3	87 Findlay (H)	0	W
11/10	32 Grand Rapids (H)	0	W
11/17	38 Wayne State (H)	0	W
11/24	19 Hillsdale (A)	32	L
12/1	0 Notre Dame Reserves (H)	31	L

1924 (5-3)

Coach: James Dwyer

UT	Opp.	Score	Result
10/4	7 Eastern Michigan (A)	0	W
10/11	0 Carnegie Tech (A)	54	L
10/25	12 Bowling Green (A)	7	W
NA	19 Hillsdale (H)	0	W
11/1	6 Assumption (H)	0	W
11/8	6 Dayton (A)	52	L
11/15	27 Wayne State (A)	0	W
11/22	7 Akron (A)	14	L

1925 (1-8)

Coach: James Dwyer

UT	Opp.	Score	Result
9/26	0 Western Reserve (H)	14	L
10/3	0 Buffalo (A)	2	L
10/10	6 Dayton (H)	29	L
10/17	0 Ohio (H)	7	L
10/31	2 Assumption (A)	6	L
11/7	0 Michigan State (A)	58	L
11/11	20 Findlay (A)	0	W
11/14	0 Wayne State (H)	23	L
11/21	0 Louisville (A)	34	L

1926 (3-5)

Coach: Boni Petcoff

UT	Opp.	Score	Result
10/2	0 Alma (A)	19	L
10/9	14 Hillsdale (H)	26	L
10/16	0 Defiance (A)	12	L
10/23	7 Bluffton (H)	13	L
10/30	7 Findlay (H)	0	W
11/6	6 Xavier (A)	69	L
11/13	14 Wayne State (A)	7	W
11/20	33 Buffalo (H)	7	W

1927 (5-2)

Coach: Boni Petcoff

NWO League Champs

UT	Opp.	Score	Result
10/1	0 Alma (H)	30	L
10/8	19 Hillsdale (H)	0	W
10/15	13 Wayne State (H)	0	W
10/22	6 Bluffton (A)	0	W
11/4	16 Defiance (H)	7	W
11/11	34 Findlay (A)	0	W
11/18	0 Wittenberg (A)	25	L



The 1924 Rockets featured captain Gib Stick (front row, holding ball), the school's first star player.

1928 (1-6)

Coach: Boni Petcoff

UT	Opp.	Score	Result
10/5	31 Findlay (H)	9	W
10/13	0 Central Michigan (A)	13	L
10/20	0 Bowling Green (A)	14	L
10/27	0 Defiance (A)	15	L
11/3	6 Wayne State (A)	13	L
11/9	9 Bluffton (H)	33	L
11/17	0 Michigan "B" Team (H)	33	L

1929 (4-2-1)

Coach: Boni Petcoff

NWO League Co-Champs

UT	Opp.	Score	Result
9/28	0 Akron (H)	26	L
10/12	7 Findlay (A)	0	W
10/26	0 Bowling Green (H)	0	T
11/2	7 Bluffton (A)	0	W
11/9	17 Wayne State (H)	0	W
11/16	12 Central Michigan (A)	31	L
11/23	25 Defiance (H)	13	W

SEASON RESULTS (1930-40)

1930 (2-5-1)

Coach: Jim Nicholson

UT	Opp.	UT	Opp.
9/27	0 Akron (A)	41	L
10/4	0 Ohio Northern (A)	6	L
10/11	12 Defiance (A)	13	L
10/17	6 Findlay (A)	20	L
10/24	0 Heidelberg (H)	58	L
11/1	0 Bowling Green (A)	0	T
11/8	14 Bluffton (H)	0	W
11/22	18 Wayne State (A)	0	W

1931 No football team - lack of funding

1932 (3-4)

Coach: Jim Nicholson

UT	Opp.	UT	Opp.
10/1	18 Capital (H)	0	W
10/8	0 Wayne State (H)	3	L
10/15	0 Heidelberg (A)	12	L
10/22	6 Marietta (H)	0	W
10/28	0 Ohio St. "B" Team (H)	6	L
11/5	6 Bowling Green (A)	12	L
11/12	12 Otterbein	7	W

1933 (4-2-2)

Coach: Jim Nicholson

UT	Opp.	UT	Opp.
9/30	2 Capital (A)	7	L
10/7	0 Wayne State (A)	0	T
10/14	29 Defiance (H)	6	W
10/21	12 Kenyon (A)	0	W
10/28	25 Bowling Green (H)	7	W
11/4	6 Heidelberg (H)	6	T
11/11	13 John Carroll (H)	33	L
11/18	12 Otterbein (H)	7	W



Action at the Glass Bowl (then Toledo University Stadium) from the 1938 season. Note the glassblock press box.

1934 (5-3)

Coach: Jim Nicholson

UT	Opp.	UT	Opp.
9/29	20 Capital (H)	0	W
10/6	0 Western Reserve (H)	7	L
10/13	19 Louisville (H)	7	W
10/20	40 Kenyon (H)	0	W
10/27	0 Buffalo (A)	8	L
11/3	22 Bowling Green (A)	0	W
11/10	9 Muskingum (A)	0	W
11/23	13 Case (H)	33	L

1935 (6-2-1)

Coach: Jim Nicholson

UT	Opp.	UT	Opp.
9/28	0 Capital (H)	6	L
10/5	0 Boston (A)	6	L
10/12	0 Haskell Institute (H)	0	T
10/19	18 Case (A)	7	W
10/26	13 Denison (H)	0	W
11/1	63 Bowling Green (H)	0	W
11/9	41 Louisville (A)	7	W
11/16	19 Buffalo (H)	6	W
11/23	31 Heidelberg (H)	0	W

1936 (2-6)

Coach: Dr. C.W. Spears

UT	Opp.	UT	Opp.
10/3	32 Findlay (H)	0	W
10/10	0 Boston (H)	6	L
10/17	6 Denison (A)	9	L
10/24	0 Western Reserve (H)	14	L
10/31	6 Wayne State (H)	9	L
11/7	0 Miami (A)	13	L
11/14	0 Heidelberg (A)	7	L
11/21	50 Otterbein (H)	0	W

1937 (6-3)

Coach: Dr. C.W. Spears

UT	Opp.	UT	Opp.
9/27	26 Bluffton (H)	0	W
10/2	19 Georgetown (Ky.) (H)	0	W
10/9	6 Ohio Wesleyan (A)	0	W
10/16	7 Akron (H)	21	L
10/23	13 Miami (H)	7	W
10/30	39 Wayne State (A)	19	W
11/6	12 Dayton (H)	7	W
11/13	0 West Virginia (A)	34	L
11/20	6 Xavier (A)	8	L

1938 (6-3-1)

Coach: Dr. C.W. Spears

UT	Opp.	UT	Opp.
9/24	13 West Liberty (H)	0	W
10/1	26 St. Joseph (H)	0	W
10/8	26 Ohio Wesleyan (H)	0	W
10/15	13 Dayton (A)	17	L
10/22	13 Marshall (H)	7	W
10/29	39 Wayne State (A)	20	W
11/5	6 John Carroll (H)	6	T
11/12	7 Akron (A)	13	L
11/24	0 Xavier (A)	13	L
12/2	13 St. Mary's (Tex.) (A)	7	W



The corporate sponsors of the Bowling Green game in 1935 obviously had some influence on the choice of game program covers.

1939 (7-3)

Coach: Dr. C.W. Spears

UT	Opp.	UT	Opp.
9/23	39 Valparaiso (H)	0	W
9/30	19 Detroit Tech (H)	6	W
10/7	20 St. Mary's (Tex.) (H)	12	W
10/14	26 North Dakota (H)	7	W
10/20	6 Scranton (A)	7	L
10/28	6 Western Michigan (H)	0	W
11/4	20 John Carroll (A)	0	W
11/11	12 Marshall (A)	14	L
11/18	12 Long Island (H)	13	L
11/23	20 Xavier (A)	0	W

1940 (6-3)

Coach: Dr. C.W. Spears

UT	Opp.	UT	Opp.
9/28	21 Detroit Tech (H)	3	W
10/5	34 Davis-Elkins (H)	12	W
10/12	7 Marshall (H)	6	W
10/19	0 Scranton (H)	6	L
10/26	12 Western Michigan (A)	0	W
11/2	33 John Carroll (H)	12	W
11/8	12 Baldwin-Wallace (A)	14	L
11/16	20 Butler (A)	6	W
11/23	7 Long Island (A)	19	L

SEASON RESULTS (1941-54)

1941 (7-4)

Coach: Dr. C.W. Spears

UT	Opp.	UT	Opp.
9/27	0	St. Joseph (H)	3 L
10/4	55	Detroit Tech (H)	0 W
10/11	7	Marshall (A)	33 L
10/18	20	John Carroll (A)	0 W
10/25	0	Western Michigan (A)	34 L
11/2	9	Illinois Wesleyan (A)	0 W
NA	39	Camp Shelby (H)	0 W
11/8	2	Butler (H)	18 L
11/15	27	Baldwin Wallace (H)	7 W
11/22	14	Bradley (A)	6 W
11/27	22	Jefferson Barracks (A)	21 W

1942 (4-4-1)

Coach: Dr. C.W. Spears

UT	Opp.	UT	Opp.
9/26	26	Kent State (H)	14 W
10/3	26	Illinois Wesleyan (H)*	0 W
10/10	0	Western Michigan (H)*	13 L
10/16	6	John Carroll (A)	6 T
10/24	7	Marshall (H)*	0 W
10/31	0	U.S. Coast Guard (H)*	26 L
11/7	0	Butler (A)	12 L
11/14	12	Youngstown State (A)	30 L
11/21	14	Bradley (H)*	13 W

*played at Swayne Field

1943-45 - No football-World War II

1946 (6-2-2)

Coach: Bill Orwig

UT	Opp.	UT	Opp.
9/28	14	Western Reserve (H)	14 T
10/5	42	Case (H)	14 W
10/12	14	Marshall (A)	14 T
10/19	13	Dayton (H)	20 L
10/26	33	Akron (A)	19 W
11/2	28	John Carroll (H)	19 W
11/11	14	Wayne State (H)	6 W
11/16	14	Baldwin Wallace (A)	7 W
11/23	7	Wichita St. (A)	13 L
12/7	21	Bates (H)%	12 W

% First Glass Bowl Game

1947 (9-2)

Coach: Bill Orwig

UT	Opp.	UT	Opp.
9/20	40	Great Lakes (H)	0 W
9/27	41	Case (H)	0 W
10/4	14	John Carroll (H)	35 L
10/11	21	Youngstown State (H)	7 W
10/18	14	Dayton (A)	13 W
10/25	38	Akron (H)	7 W
11/1	14	Baldwin-Wallace (H)	6 W
11/8	7	Wayne State (A)	0 W
11/15	33	South Dakota St. (H)	12 W
11/22	13	Canisius (A)	21 L
12/6	20	New Hampshire (H)%	14 W

% Second Glass Bowl Game

1948 (5-6)

Coach: J.N. Stahley

UT	Opp.	UT	Opp.
9/18	42	Bates (H)	0 W
9/24	0	Detroit (A)	36 L
10/2	20	John Carroll (H)	46 L
10/9	6	Bowling Green (H)	21 L
10/16	0	Dayton (H)	20 L
10/23	21	Springfield (A)	14 W
10/30	14	Baldwin-Wallace (H)	20 L
11/6	27	Wayne State (H)	14 W
11/13	21	Canisius (H)	26 L
11/20	28	New Hampshire (A)	14 W
12/4	27	Oklahoma City (H)%	14 W

% Third Glass Bowl Game

1949 (6-4)

Coach: J.N. Stahley

UT	Opp.	UT	Opp.
9/25	26	Loras (H)	35 L
10/1	14	John Carroll (H)	28 L
10/8	20	Bowling Green (H)	19 W
10/15	14	Dayton (A)	47 L
10/22	42	Springfield (H)	14 W
10/29	48	Oklahoma City (H)	7 W
11/5	37	Wayne State (A)	7 W
11/12	56	North Dakota (H)	6 W
11/19	48	New Hampshire (A)	14 W
12/3	13	Cincinnati (H)%	33 L

% Fourth Glass Bowl Game

1950 (4-5)


Coach: Robert Snyder

UT	Opp.	UT	Opp.
9/24	32	Pittsburgh State (H)	14 W
9/30	0	John Carroll (H)	41 L
10/7	19	Western Michigan (A)	54 L
10/14	13	Dayton (H)	14 L
10/21	32	Bradley (A)	20 W
10/28	14	Bowling Green (H)	39 L
11/4	27	Western Reserve (H)	7 W
11/10	7	St. Bonaventure (A)	38 L
11/17	56	Wayne State (H)	7 W

1951 (6-4)

Coach: Don Greenwood (7), Clair Dunn (3)

UT	Opp.	UT	Opp.
9/15	88	Davis-Elkins (H)	0 W
9/22	32	Detroit (A)	34 L
9/29	6	Western Michigan (H)	14 L
10/6	26	John Carroll (H)	12 W
10/13	7	Dayton (A)	47 L
10/20	32	Marshall (H)	14 W
10/27	12	Bowling Green (A)	6 W
11/3	13	Ohio (H)	6 W
11/10	38	Bradley (H)	13 W
11/22	6	Xavier (A)	32 L



A view of the 1946 Glass Bowl Game vs. Bates College from the old press box. Bates showed up in home whites, forcing the Rockets to borrow blue jerseys from the University of Michigan for the contest.

1952 (4-5) (1-4 MAC, T-6th)

Coach: Clair Dunn

UT	Opp.	UT	Opp.
9/20	6	Eastern Kentucky (H)	7 L
9/27	10	Western Reserve (H)	9 W
10/4	20	Ohio (A)	22 L
10/11	6	John Carroll (H)	3 W
10/18	14	Western Michigan (A)	19 L
10/25	19	Bowling Green (H)	29 L
11/1	13	Miami (A)	27 L
11/8	20	Bradley (H)	14 W
11/15	24	Youngstown State (A)	21 W

1953 (3-6) (2-3 MAC, 4th)

Coach: Clair Dunn

UT	Opp.	UT	Opp.
9/19	0	Ohio (H)	26 L
9/26	20	Western Reserve (A)	21 L
10/3	13	Fort Belvoir (H)	62 L
10/10	7	Cincinnati (A)	41 L
10/17	19	Western Michigan (H)	7 W
10/24	20	Bowling Green (A)	19 W
10/31	0	Miami (H)	81 L
11/7	27	Bradley (A)	12 W
11/14	7	John Carroll (H)	36 L

1954 (6-2-1) (3-2 MAC, 4th)

Coach: Forrest England

UT	Opp.	UT	Opp.
9/18	27	Muskingum (H)	6 W
9/25	7	Western Reserve (H)	12 L
10/2	20	Ohio (A)	28 L
10/9	7	John Carroll (H)	6 W
10/16	19	Western Michigan (A)	7 W
10/23	38	Bowling Green (H)	7 W
10/30	13	Eastern Kentucky (A)	13 T
11/6	47	Baldwin Wallace (H)	13 W
11/12	27	Marshall (A)	21 W

SEASON RESULTS (1955-66)



Forrest England was head coach in 1954 and 1955.

**1955 (3-5-1) (2-4 MAC, 5th)
Coach: Forrest England**

UT	Opp.
9/17 6	Eastern Kentucky (H) 6 T
9/23 12	Detroit (A) 7 W
10/1 13	Ohio (H) 34 L
10/8 0	Miami (A) 47 L
10/15 6	Western Michigan (H) 0 W
10/22 0	Bowling Green (A) 39 L
11/5 0	Kent State (H) 27 L
11/12 27	Marshall (H) 13 W
11/19 13	Louisville (A) 33 L

**1956 (1-7-1) (1-5 MAC, 7th)
Coach: Jack Morton**

UT	Opp.
9/15 6	Eastern Kentucky (H) 12 L
9/22 12	Louisville (H) 27 L
9/29 19	Ohio (A) 13 W
10/6 14	Miami (H) 33 L
10/13 15	Western Michigan (A) 26 L
10/20 12	Bowling Green (H) 34 L
11/3 6	Kent State (A) 52 L
11/9 13	Marshall (A) 32 L
11/17 21	Brandeis (H) 21 T

**1957 (5-4) (3-2 MAC, 4th)
Coach: Harry Larche**

UT	Opp.
9/21 7	Eastern Kentucky (A) 0 W
9/28 14	Ohio (H) 6 W
10/5 20	Louisville (A) 48 L
10/12 7	Marshall (H) 14 L
10/19 0	Bowling Green (A) 29 L
10/26 27	Western Michigan (H) 16 W
11/2 21	Kent State (H) 7 W
11/9 7	Xavier (A) 20 L
11/16 33	Muskingum (H) 7 W

**1958 (4-5) (1-4 MAC, 6th)
Coach: Harry Larche**

UT	Opp.
9/20 19	Eastern Kentucky (H) 2 W
9/27 6	Ohio (A) 13 L
10/4 13	Louisville (H) 7 W
10/11 12	Marshall (A) 35 L
10/18 16	Bowling Green (H) 31 L
10/25 21	Western Michigan (A) 6 W
11/1 6	Kent State (A) 32 L
11/8 8	Xavier (H) 34 L
11/15 21	Youngstown State (H) 8 W

**1959 (2-6-1) (0-6 MAC, 7th)
Coach: Harry Larche**

UT	Opp.
9/19 20	Eastern Kentucky (H) 2 W
9/26 7	Ohio (H) 36 L
10/3 26	Baldwin-Wallace (H) 20 W
10/10 13	Marshall (H) 20 L
10/17 21	Bowling Green (A) 51 L
10/24 14	Western Michigan (H) 24 L
10/31 7	Kent State (H) 14 L
11/7 7	Miami (A) 25 L
11/12 8	Youngstown State (A) 8 T

**1960 (2-7) (0-6 MAC, 7th)
Coach: Clive Rush**

UT	Opp.
9/17 34	Youngstown State (H) 30 W
9/24 7	Ohio (A) 48 L
10/1 0	Marshall (A) 14 L
10/8 25	Hillsdale (H) 31 L
10/15 3	Bowling Green (H) 14 L
10/22 3	Western Michigan (A) 7 L
10/29 13	Kent State (A) 18 L
11/5 13	Miami (H) 30 L
11/12 28	Bradley (H) 0 W

**1961 (3-7) (2-4 MAC, 5th)
Coach: Clive Rush**

UT	Opp.
9/16 7	Wichita St. (H) 12 L
9/23 6	Ohio (H) 10 L
9/30 12	Youngstown State (A) 14 L
10/7 33	Marshall (H) 6 W
10/14 6	Bowling Green (A) 17 L
10/21 0	Western Michigan (H) 7 L
10/28 31	Kent State (H) 22 W
11/4 14	Miami (A) 40 L
11/11 22	Bradley (A) 28 L
11/18 15	Temple (A) 14 W

**1962 (3-6) (1-5 MAC, 6th)
Coach: Clive Rush**

UT	Opp.
9/15 14	South Dakota St. (H) 25 L
9/22 0	Ohio (A) 31 L
10/6 42	Marshall (A) 12 W
10/13 13	Bowling Green (H) 28 L
10/20 0	Western Michigan (A) 21 L
10/27 18	Kent State (A) 20 L

11/3 12	Miami (H) 21 L
11/10 13	Temple (H) 0 W
11/17 21	Tulsa (A) 18 W

**1963 (2-7) (1-5 MAC, T-6th)
Coach: Frank Lauterbur**

UT	Opp.
9/21 19	Dayton (A) 22 L
9/28 14	Villanova (H) 18 L
10/5 18	Marshall (A) 19 L
10/12 18	Ohio (H) 17 W
10/19 20	Bowling Green (A) 22 L
10/26 7	Western Michigan (H) 18 L
11/2 0	Kent State (H) 20 L
11/9 8	Miami (A) 40 L
11/16 14	Southern Illinois (H) 0 W

**1964 (2-8) (1-5 MAC, 7th)
Coach: Frank Lauterbur**

UT	Opp.
9/19 6	Villanova (H) 22 L
9/25 6	Detroit (A) 22 L
10/3 0	Marshall (H) 13 L
10/10 12	Ohio (A) 21 L
10/17 14	Bowling Green (H) 31 L
10/24 21	Western Michigan (A) 13 W
10/31 11	Kent State (A) 14 L
11/7 14	Miami (H) 35 L
11/14 27	Southern Illinois (A) 8 W
11/21 16	Tulsa (H) 39 L

**1965 (5-5) (2-4 MAC, T-5th)
Coach: Frank Lauterbur**

UT	Opp.
9/18 9	Villanova (A) 7 W
9/25 9	Quantico Marines (H) 0 W
10/2 0	Marshall (A) 14 L
10/9 21	Ohio (H) 7 W
10/16 14	Bowling Green (A) 21 L
10/23 0	Western Michigan (H) 3 L
10/30 7	Kent State (H) 3 W
11/6 16	Miami (A) 20 L
11/13 7	Xavier (A) 14 L
11/20 21	Dayton (H) 7 W

**1966 (2-7-1) (1-5 MAC, T-6th)
Coach: Frank Lauterbur**

UT	Opp.
9/17 9	Xavier (H) 0 W
9/24 11	Villanova (A) 20 L
10/1 23	Marshall (H) 7 W
10/8 6	Ohio (A) 21 L
10/15 13	Bowling Green (H) 14 L
10/22 13	Western Michigan (A) 14 L
10/29 20	Kent State (A) 28 L
11/5 12	Miami (H) 24 L
11/12 14	Quantico Marines (H) 14 T
11/19 16	Dayton (A) 20 L

SEASON RESULTS (1967-75)

1967 (9-1) (5-1 MAC, T-1st)

Coach: Frank Lauterbur

MAC Co-Champs

UT	Opp.	UT	Opp.	UT	Opp.
9/16	14	Ohio (H)	20	L	
9/23	24	Xavier (A)	7	W	
9/30	14	Marshall (A)	7	W	
10/14	33	Bowling Green (A)	0	W	
10/14	35	Western Michigan (H)	9	W	
10/28	14	Kent State (H)	13	W	
11/4	24	Miami (A)	14	W	
11/11	35	Northern Illinois (H)	0	W	
11/18	21	Dayton (H)	7	W	
11/23	52	Villanova (H)	6	W	

1968 (5-4-1) (3-2-1 MAC, T-3rd)

Coach: Frank Lauterbur

UT	Opp.	UT	Opp.	UT	Opp.
9/14	31	Richmond (H)	14	W	
9/21	45	Villanova (A)	21	W	
9/28	35	Marshall (H)	12	W	
10/5	31	Ohio (A)	40	L	
10/12	0	Bowling Green (H)	0	T	
10/19	30	Western Michigan (A)	6	W	
10/26	28	Kent State (A)	12	W	
11/2	17	Miami (H)	21	L	
11/9	10	Xavier (H)	20	L	
11/16	3	Dayton (A)	10	L	

1969 (11-0) (5-0 MAC, 1st)

Coach: Frank Lauterbur

MAC Champs

Tangerine Bowl Champs

UT	Opp.	UT	Opp.	UT	Opp.
9/20	45	Villanova (H)	18	W	
9/27	38	Marshall (A)	13	W	
10/4	34	Ohio (H)	9	W	
10/11	27	Bowling Green (A)	26	W	
10/18	38	Western Michigan (H)	13	W	
10/25	43	Kent State (H)	17	W	
11/1	14	Miami (A)	10	W	
11/8	35	Northern Illinois (A)	21	W	
11/15	20	Dayton (H)	0	W	
11/22	35	Xavier (A)	0	W	
12/26	56	Davidson%	33	W	

% Tangerine Bowl



Quarterback Chuck Ealey led Toledo to its first undefeated season in 1969.

1970 (12-0) (5-0 MAC, 1st)

Coach: Frank Lauterbur

MAC Champs

Tangerine Bowl Champs

UT	Opp.	UT	Opp.	UT	Opp.
9/12	35	East Carolina (H)	2	W	
9/19	27	Buffalo (A)	6	W	
9/26	52	Marshall (H)	3	W	
10/3	42	Ohio (A)	7	W	
10/10	20	Bowling Green (H)	0	W	
10/17	20	Western Michigan (A)	0	W	
10/24	34	Kent State (A)	17	W	
10/31	14	Miami (H)	13	W	
11/7	45	Northern Illinois (H)	7	W	
11/14	31	Dayton (A)	7	W	
11/21	24	Colorado State (H)	14	W	
12/28	40	William & Mary%	12	W	

% Tangerine Bowl

1971 (12-0) (5-0 MAC, 1st)

Coach: Jack Murphy

MAC Champs

Tangerine Bowl Champs

UT	Opp.	UT	Opp.	UT	Opp.
9/11	45	East Carolina (A)	0	W	
9/18	10	Villanova (H)	7	W	
9/25	23	Texas-Arlington (A)	0	W	
10/2	31	Ohio (H)	28	W	
10/9	24	Bowling Green (A)	7	W	
10/16	35	Western Michigan (H)	24	W	
10/23	35	Dayton (H)	7	W	
10/30	45	Miami (A)	6	W	
11/6	23	Northern Illinois (A)	8	W	
11/13	43	Marshall (A)	0	W	
11/20	41	Kent State (H)	6	W	
12/28	28	Richmond%	3	W	

% Tangerine Bowl

1972 (6-5) (2-3 MAC, T-4th)


Coach: Jack Murphy

UT	Opp.	UT	Opp.	UT	Opp.
9/9	0	Tampa (A)	21	L	
9/16	16	Eastern Michigan (A)	0	W	
9/23	38	Texas-Arlington (H)	24	W	
9/30	22	Ohio (A)	38	L	
10/7	8	Bowling Green (H)	19	L	
10/14	20	Western Michigan (A)	13	W	
10/21	20	Dayton (A)	17	W	
10/28	35	Miami (H)	21	W	
11/4	7	Northern Illinois (H)	30	L	
11/11	21	Marshall (H)	0	W	
11/28	9	Kent State (A)	27	L	

1973 (3-8) (1-4 MAC, T-5th)

Coach: Jack Murphy

UT	Opp.	UT	Opp.	UT	Opp.
9/15	25	Tampa (A)	35	L	
9/22	23	Central Michigan (H)	21	W	
9/29	35	Ohio (H)	8	W	
10/6	35	Bowling Green (A)	49	L	
10/13	22	Western Michigan (H)	24	L	
10/20	14	Dayton (H)	10	W	



Mel Long and the Toledo defense held opponents to seven points or fewer in 17 of 24 games in 1970 and 1971.

10/27	0	Miami (A)	16	L	
11/3	14	Colorado State (A)	21	L	
11/10	14	Marshall (A)	17	L	
11/17	16	Kent State (H)	52	L	
11/24	31	Xavier (A)	35	L	

1974 (6-5) (3-2 MAC, T-2nd)

Coach: Jack Murphy

UT	Opp.	UT	Opp.	UT	Opp.
9/14	13	Tampa (A)	47	L	
9/21	0	Villanova (H)	7	L	
9/28	19	Ohio (A)	16	W	
10/5	24	Bowling Green (H)	19	W	
10/12	31	Western Michigan (A)	24	W	
10/19	38	Dayton (A)	27	W	
10/26	22	Miami (H)	38	L	
11/2	44	Northern Illinois (H)	14	W	
11/9	45	Marshall (H)	15	W	
11/16	14	Kent State (A)	35	L	
11/23	12	Eastern Michigan (H)	28	L	

1975 (5-6) (4-4 MAC, 5th)

Coach: Jack Murphy

UT	Opp.	UT	Opp.	UT	Opp.
9/6	32	Western Carolina (H)	31	W	
9/13	28	Ball State (A)	38	L	
9/20	10	Villanova (A)	14	L	
9/27	27	Central Michigan (H)	34	L	
10/4	13	Dayton (H)	24	L	
10/11	17	Bowling Green (A)	34	L	
10/18	25	Western Michigan (N)	7	W	
10/25	14	Ohio (H)	10	W	
11/1	21	Miami (A)	35	L	
11/8	24	Northern Illinois (A)	22	W	
11/22	33	Kent State (H)	28	W	

SEASON RESULTS (1976-84)

1976 (3-8) (2-6 MAC, 7th)

Coach: Jack Murphy

UT	Opp.	Score	Result
9/11	14 Massachusetts (A)	28	L
9/18	7 Central Michigan (A)	9	L
9/25	14 Ball State (H)	27	L
10/2	8 Ohio (A)	34	L
10/9	28 Bowling Green (H)	29	L
10/16	21 Western Michigan (A)	34	L
10/23	14 Dayton (A)	17	L
10/30	24 Miami (H)	9	W
11/6	17 Northern Illinois (H)	2	W
11/13	29 Marshall (H)	8	W
11/20	9 Kent State (A)	35	L

1977 (2-9) (2-7 MAC, 9th)

Coach: Chuck Stobart

UT	Opp.	Score	Result
9/10	3 Ball State (H)	43	L
9/17	9 East Carolina (H)	22	L
9/24	0 Marshall (A)	24	L
10/1	7 Eastern Michigan (A)	17	L
10/8	13 Bowling Green (A)	21	L
10/15	7 Western Michigan (H)	28	L
10/22	31 Ohio (H)	29	W
10/29	3 Miami (A)	27	L
11/5	27 Northern Illinois (A)	9	W
11/12	0 Central Michigan (H)	44	L
11/19	12 Kent State (H)	23	L

1978 (2-9) (2-7 MAC, 9th)

Coach: Chuck Stobart

UT	Opp.	Score	Result
9/9	0 Marshall (H)	17	L
9/16	12 Minnesota (A)	38	L
9/23	0 Ball State (A)	20	L
9/30	12 Eastern Michigan (H)	17	L
10/7	27 Bowling Green (H)	45	L
10/14	7 Western Michigan (A)	17	L
10/21	28 Ohio (A)	14	W
10/28	7 Miami (H)	28	L
11/4	3 Central Michigan (A)	27	L
11/11	35 Northern Illinois (H)	16	W
11/18	13 Kent State (A)	17	L

1979 (7-3-1) (7-1-1 MAC, 2nd)

Coach: Chuck Stobart

UT	Opp.	Score	Result
9/8	14 Marshall (A)	31	L
9/15	31 Ball State (H)	14	W
9/22	0 Arizona State (A)	49	L
9/29	37 Eastern Michigan (A)	7	W
10/6	23 Bowling Green (A)	17	W
10/13	17 Western Michigan (H)	0	W
10/20	21 Ohio (H)	13	W
10/27	24 Miami (A)	21	W
11/3	7 Central Michigan (H)	7	T
11/10	10 Northern Illinois (A)	28	L
11/17	29 Kent State (H)	3	W

1980 (4-7)(3-6 MAC, T-8th)

Coach: Chuck Stobart

UT	Opp.	Score	Result
9/13	17 McNeese State (H)	20	L
9/20	7 Ball State (A)	27	L
9/27	49 Eastern Michigan (H)	7	W
10/4	10 Central Michigan (A)	14	L
10/11	6 Bowling Green (H)	17	L
10/18	7 Western Michigan (A)	17	L
10/25	9 Ohio (A)	24	L
11/1	17 Miami (H)	14	W
11/8	13 Northern Illinois (H)	6	W
11/15	38 Marshall (A)	10	W
11/22	14 Kent State (A)	34	L

1981 (9-3) (8-1 MAC, 1st)

Coach: Chuck Stobart

MAC Champs

California Bowl Champs

UT	Opp.	Score	Result
9/12	6 Louisville (A)	31	L
9/19	40 Ball State (H)	0	W
9/26	24 East Carolina (A)	28	L
10/3	21 Ohio (H)	14	W
10/10	42 Eastern Michigan (A)	7	W
10/17	17 Central Michigan (H)	3	W
10/24	0 Bowling Green (A)	38	L
10/31	17 Miami (H)	10	W
11/7	28 Western Michigan (A)	14	W
11/14	17 Kent State (H)	0	W
11/21	31 Northern Illinois (A)	0	W
12/19	27 San Jose State%	25	W

% California Bowl

1982 (6-5) (5-4 MAC, T-5th)

Coach: Dan Simrell

UT	Opp.	Score	Result
9/4	9 Northern Illinois (H)	3	W
9/11	31 Ball State (A)	14	W
9/18	17 Marshall (H)	9	W
9/25	27 Wisconsin (A)	36	L
10/2	14 Ohio (A)	17	L
10/9	20 Eastern Michigan (H)	19	W
10/16	12 Central Michigan (A)	16	L
10/23	24 Bowling Green (H)	10	W
10/30	17 Miami (A)	21	L
11/6	10 Western Michigan (H)	17	L
11/13	3 Kent State (A)	0	W

1983 (9-2) (7-2 MAC, T-2nd)

Coach: Dan Simrell

UT	Opp.	Score	Result
9/10	45 Massachusetts (H)	13	W
9/17	31 Richmond (A)	6	W
9/24	43 Ball State (H)	7	W
10/1	31 Ohio (H)	0	W
10/8	6 Bowling Green (A)	3	W
10/15	10 Miami (H)	9	W
10/22	37 Eastern Michigan (A)	9	W
10/29	37 Kent State (H)	34	W
11/5	20 Western Michigan (A)	16	W
11/12	10 Northern Illinois (A)	26	L
11/19	8 Central Michigan (H)	34	L

1984 (9-2-1) (7-1-1 MAC, 1st)

Coach: Dan Simrell

MAC Champs

California Bowl Champs

UT	Opp.	Score	Result
9/8	20 Ball State (A)	2	W
9/22	38 Eastern Illinois (H)	17	W
9/29	16 Ohio (A)	16	T
10/6	17 Bowling Green (H)	6	W
10/13	10 Miami (A)	7	W
10/20	17 Eastern Michigan (H)	7	W
10/27	6 Kent State (A)	17	L
11/3	17 Western Michigan (H)	13	W
11/10	13 Northern Illinois (H)	7	W
11/17	14 Central Michigan (A)	7	W
11/30	6 Temple (A)	35	L
12/15	13 UNLV%	30	W*

% California Bowl

*Game forfeited to UT because of the use of ineligible players by UNLV



Tony Lee's 41-yard field goal with 15 seconds left gave Toledo a 27-25 win over San Jose State in the 1981 California Bowl.

SEASON RESULTS (1985-94)

1985 (4-7) (3-6 MAC, T-6th)

Coach: Dan Simrell

UT	Opp.	UT	Opp.
9/7 10	Arizona (A)	23	L
9/21 22	Wichita State (A)	15	W
9/28 19	Ball State (H)	23	L
10/5 10	Eastern Michigan (A)	21	L
10/12 14	Miami (H)	26	L
10/19 3	Northern Illinois (A)	16	L
10/26 24	Ohio (H)	10	W
11/2 13	Western Michigan (A)	18	L
11/9 10	Central Michigan (H)	7	W
11/16 0	Bowling Green (A)	21	L
11/23 10	Kent State (H)	7	W

1986 (7-4) (5-3 MAC, T-2nd)

Coach: Dan Simrell

UT	Opp.	UT	Opp.
8/30 0	Florida State (A)	24	L
9/6 16	Kent State (A)	18	L
9/13 30	Wichita State (H)	13	W
9/27 10	Ball State (A)	27	L
10/4 23	Eastern Michigan (H)	18	W
10/11 8	Miami (A)	24	L
10/18 29	Northern Illinois (H)	28	W
10/25 24	Ohio (A)	21	W
11/1 28	Western Michigan (H)	7	W
11/8 26	Central Michigan (A)	14	W
11/15 22	Bowling Green (H)	3	W

1987 (3-7-1) (3-4-1 MAC, T-6th)

Coach: Dan Simrell

UT	Opp.	UT	Opp.
9/5 12	Temple (H)	13	L
9/12 21	Ball State (H)	17	W
9/19 17	Ohio (H)	12	W
10/3 14	Western Michigan (A)	21	L
10/10 5	Northern Illinois (A)	41	L
10/17 6	Bowling Green (A)	20	L
10/24 37	Miami (H)	25	W
10/31 13	Kent State (A)	17	L
11/5 9	Eastern Michigan (H)	38	L
11/14 17	Central Michigan (A)	17	T
11/21 14	Miami (FL) (A)	24	L

1988 (6-5) (4-4 MAC, 6th)

Coach: Dan Simrell

UT	Opp.	UT	Opp.
9/3 3	Ball State (A)	13	L
9/10 9	Western Michigan (H)	31	L
9/17 19	McNeese State (A)	46	L
9/24 34	Bowling Green (H)	5	W
10/1 14	Ohio (A)	24	L
10/8 33	Northern Illinois (H)	20	W
10/15 38	Austin Peay (H)	14	W
10/22 20	Miami (A)	7	W
10/29 35	Kent State (H)	28	W
11/5 19	Eastern Michigan (A)	20	L
11/12 20	Central Michigan (H)	13	W

1989 (6-5)(6-2 MAC, T-2nd)

Coach: Dan Simrell

UT	Opp.	UT	Opp.
9/2 27	Ohio (H)	18	W
9/16 10	Wisconsin (A)	23	L
9/23 29	Ball State (H)	22	W
9/30 12	Indiana (A)	32	L
10/7 14	Eastern Michigan (A)	31	L
10/14 23	Bowling Green (A)	27	L
10/21 17	Miami (H)	14	W
10/28 47	Kent State (A)	42	W
11/4 19	Western Michigan (H)	18	W
11/11 27	Northern Illinois (A)	39	L
11/18 29	Central Michigan (H)	6	W

1990 (9-2) (7-1 MAC, T-1st)

Coach: Nick Saban

MAC Co-Champs

UT	Opp.	UT	Opp.
9/8 20	Miami (A)	14	W
9/15 23	Northern Illinois (H)	14	W
9/22 28	Ball State (A)	16	W
9/29 27	Ohio (A)	20	W
10/6 37	Eastern Michigan (H)	23	W
10/13 19	Bowling Green (H)	13	W
10/20 12	Central Michigan (A)	13	L
10/27 28	Kent State(H)	14	W
11/3 37	Western Michigan (A)	9	W
11/10 10	Navy (H)	14	L
11/17 43	Arkansas St. (H)	28	W

1991 (5-5-1) (4-3-1 MAC, T-3rd)


Coach: Gary Pinkel

UT	Opp.	UT	Opp.
9/7 7	Kansas (H)	30	L
9/21 23	Western Michigan (A)	13	W
9/28 16	Central Michigan (H)	16	T
10/5 17	Ohio (H)	13	W
10/12 0	Washington (A)	48	L
10/19 21	Bowling Green (A)	24	L
10/26 24	Miami (H)	7	W
11/2 13	Kent (A)	14	L
11/9 3	Ball State (H)	9	L
11/16 21	Eastern Michigan (A)	14	W
11/23 42	Northern Illinois (H)	21	W

1992 (8-3)(5-3 MAC, T-3rd)

Coach: Gary Pinkel

UT	Opp.	UT	Opp.
9/5 49	Arkansas St. (H)	0	W
9/12 20	Akron (A)	23	L
9/19 33	Purdue (A)	29	W
9/26 9	Central Michigan (A)	28	L
10/10 21	Western Michigan (H)	12	W
10/17 9	Bowling Green (H)	10	L
10/24 20	Miami (A)	17	W
10/31 32	Kent State (H)	17	W
11/7 10	Ball State (A)	9	W
11/14 41	Eastern Michigan (H)	0	W
11/21 25	Northern Illinois (A)	8	W



Wasean Tait rushed for 2,090 yards in 1995, leading Toledo to an 11-0-1 record.

1993 (4-7)(3-5 MAC, T-7th)

Coach: Gary Pinkel

UT	Opp.	UT	Opp.
9/4 0	Indiana (A)	27	L
9/18 49	Southern Illinois (H)	28	W
9/25 28	Ohio (H)	10	W
10/2 10	Bowling Green (A)	17	L
10/9 30	Ball State (A)	31	L
10/16 19	Miami (H)	22	L
10/23 24	Cincinnati (H)	31	L
10/30 45	Kent State (A)	27	W
11/6 7	Central Michigan (H)	38	L
11/13 26	Western Michigan (A)	39	L
11/19 14	Eastern Michigan (H)	0	W

1994 (6-4-1) (4-3-1 MAC, 6th)

Coach: Gary Pinkel

UT	Opp.	UT	Opp.
9/3 20	Indiana State (H)	17	W
9/10 17	Purdue (A)	51	L
9/17 47	Liberty (H)	37	W
10/1 31	Ohio (A)	6	W
10/8 24	Ball State (H)	24	T
10/15 16	Bowling Green (H)	31	L
10/22 48	Akron (A)	25	W
10/29 48	Kent State (H)	14	W
11/5 27	Central Michigan (A)	45	L
11/12 37	Western Michigan (H)	34	W
11/19 37	Eastern Michigan (A)	40	L

SEASON RESULTS (1997-2003)

1995 (11-0-1) (7-0-1 MAC, 1st)

Coach: Gary Pinkel

MAC Champs

UT	Opp.	UT	Opp.
9/9	41 E. Tennessee St. (H)	20	W
9/14	31 Western Michigan (A)	21	W
9/23	49 Nevada (A)	35	W
9/30	45 Cincinnati (A)	31	W
10/7	17 Ball State (H)	14	W
10/14	28 Miami (A)	28	T
10/21	35 Bowling Green (A)	16	W
10/28	34 Eastern Michigan (H)	28	W
11/4	19 Central Michigan (A)	7	W
11/11	41 Akron (H)	7	W
11/18	31 Ohio (H)	20	W
12/14	40 Nevada%	37	W (OT)

% Las Vegas Bowl

1996 (7-4) (6-2 MAC, T-2nd)

Coach: Gary Pinkel

UT	Opp.	UT	Opp.
9/7	6 Indiana (H)	40	L
9/14	27 Akron (A)	10	W
9/21	24 Eastern Michigan (A)	7	W
9/28	31 Weber State (H)	24	W
10/5	24 Bowling Green (H)	16	W
10/19	20 Louisiana Tech (A)	61	L
10/26	10 W. Michigan (H) (OT)	7	W
11/2	7 Miami (H)	27	L
11/9	23 Central Michigan (H)	20	W
11/16	14 Ball State (A)	24	L
11/23	24 Ohio (A)	23	W

1997 (9-3)(7-1 MAC, 1st-West)

Coach: Gary Pinkel

MAC West Champs

UT	Opp.	UT	Opp.
9/6	36 Purdue (H)	22	W
9/13	38 Eastern Michigan (H)	35	W
9/20	23 Western Michigan (A)	13	W
9/27	31 Nevada (H)	13	W
10/11	41 Central Michigan (A)	10	W
10/18	41 Northern Illinois (H)	14	W
10/25	35 Bowling Green (A)	20	W
11/1	35 Miami (H)	28	W
11/8	3 Ball State (A)	35	L
11/15	42 Akron (H)	10	W
11/22	17 Central Florida (A)	34	L
12/5	14 Marshall (A)#	34	L

#MAC Championship Game

1998 (7-5)(6-2 MAC, 1st-West)

Coach: Gary Pinkel

MAC West Champs

UT	Opp.	UT	Opp.
9/5	24 Temple (H)	12	W
9/12	0 Ohio State (A)	49	L
9/19	35 Western Michigan (H)	7	W
9/26	14 Miami (A)	28	L
10/3	24 Central Florida (H)	31	L
10/10	27 Ball State (H)	6	W
10/17	24 Bowling Green (H)	16	W
10/24	24 Akron (A)	17	W
10/31	16 Northern Illinois (A)	3	W
11/14	17 Central Michigan (H)	14	W
11/21	7 Eastern Michigan (A)	10	L
12/4	17 Marshall (A)#	23	L

MAC Championship Game

1999 (6-5)(5-3 MAC, T-2nd-West)

Coach: Gary Pinkel

UT	Opp.	UT	Opp.
9/2	12 Syracuse (H)	35	L
9/18	23 Ball State (A)	10	W
9/25	24 Massachusetts (H)	3	W
10/2	23 Bowling Green (A)	34	L
10/9	47 Kent State (H)	7	W
10/14	13 Marshall (A)	38	L
10/23	13 Eastern Michigan (H)	20	L
10/30	17 Louisiana Tech (H)	34	L
11/6	32 Central Michigan (A)	13	W
11/13	44 Northern Illinois (H)	14	W
11/20	45 Western Michigan (H)	21	W

2000 (10-1) (6-1 MAC, T-1st-West)

Coach: Gary Pinkel

MAC West Co-Champs

UT	Opp.	UT	Opp.
9/2	24 Penn State (A)	6	W
9/9	51 Weber State (H)	0	W
9/16	31 Eastern Illinois (H)	26	W
9/23	14 Western Michigan (A)	21	L
9/30	41 Central Michigan (H)	0	W
10/7	42 Eastern Michigan (A)	14	W
10/14	42 Marshall (H)	0	W
10/28	35 Navy (A)	14	W
11/4	38 Northern Illinois (A)	24	W
11/11	31 Ball State (H)	3	W
11/22	51 Bowling Green (H)	17	W

2001 (10-2) (5-2 MAC, T-1st-West)

Coach: Tom Amstutz

MAC Champs

Motor City Bowl Champs

UT	Opp.	UT	Opp.
8/30	38 Minnesota (H)	7	W
9/8	33 Temple (A)	7	W
9/22	52 Central Michigan (A)	28	W
9/29	41 Northern Illinois (H)	20	W
10/6	48 Ohio (A)	41	W
10/20	20 Ball State (A)	24	L
10/27	21 Navy (H)	20	W
11/6	41 Western Michigan (H)	35	W
11/17	28 Eastern Michigan (H)	7	W
11/23	21 Bowling Green (A)	56	L
11/30	41 Marshall (H)#	36	W
12/29	23 Cincinnati%	16	W

MAC Championship Game

% Motor City Bowl



The Rockets dominated Penn State, 24-6, in Happy Valley in 2000, holding the Nittany Lions to just 166 yards of total offense.

2002 (9-5) (7-1 MAC, T-1st-West)

Coach: Tom Amstutz

MAC West Champs

UT	Opp.	UT	Opp.
8/29	44 Cal Poly (H)	16	W
9/7	65 Eastern Michigan (A)	13	W
9/14	21 Minnesota (A)	31	L
9/21	38 UNLV (H)	21	W
9/28	19 Pittsburgh (A)	37	L
10/12	37 Ball State (H)	17	W
10/19	27 Central Florida (A)	24	W
10/26	13 Miami (H)	27	L
11/9	44 Central Michigan (H)	17	W
11/16	42 Western Michigan (A)	21	W
11/23	33 Northern Illinois (A)	30	W
11/30	42 Bowling Green (H)	24	W
12/7	45 Marshall (A)#	49	L
12/26	25 Boston College%	51	L

MAC Championship Game

%Motor City Bowl

SEASON RESULTS (2003-09)

2003 (8-4) (6-2 MAC, T-2nd-West) Coach: Tom Amstutz

UT	Opp.	UT	Opp.
8/29	18 UNLV (A)	28	L
9/6	49 Liberty (H)	3	W
9/12	24 Marshall (A)	17	W
9/20	35 Pittsburgh (H)	31	W
9/27	7 Syracuse (A)	34	L
10/11	49 Eastern Michigan (H)	14	W
10/18	31 Central Michigan (A)	13	W
10/25	14 Ball State (A)	38	L
11/1	56 Buffalo (H)	29	W
11/15	49 Northern Illinois (H)	30	W
11/22	34 Western Michigan (H)	17	W
11/29	23 Bowling Green (A)	31	L

2004 (9-4) (7-1 MAC, T-1st-West) Coach: Tom Amstutz

MAC West Co-Champs			
UT	Opp.	UT	Opp.
9/4	21 Minnesota (A)	63	L
9/11	14 Kansas (A)	63	L
9/18	42 Eastern Michigan (A)	32	W
9/25	45 Temple (H)	17	W
10/2	52 Ball State (H)	14	W
10/9	59 Western Michigan (A)	33	W
10/16	31 Ohio (H)	13	W
10/23	27 Central Michigan (H)	22	W
11/2	16 Miami (A)	23	L
11/9	31 Northern Illinois (A)	17	W
11/23	49 Bowling Green (H)	41	W
12/2	35 Miami#	27	W
12/27	10 Connecticut%	39	L

MAC Championship Game
% Motor City Bowl

2005 (9-3) (6-2 MAC, T-1st-West) Coach: Tom Amstutz

MAC West Co-Champs			
UT	Opp.	UT	Opp.
9/1	62 Western Illinois (H)	14	W
9/10	56 Western Michigan (H)	23	W
9/17	42 Temple (A)	17	W
9/27	14 Fresno State (A)	44	L
10/8	30 Eastern Michigan (H)	3	W
10/15	34 Ball State (A)	14	W
10/22	38 Buffalo (H)	15	W
10/29	17 Central Michigan (A)	21	L
11/4	30 Ohio (A)	21	W
11/16	17 Northern Illinois (H)	35	L
11/22	44 Bowling Green (A)	41	W (2OT)
12/21	45 UTEP %	13	W

% GMAC Bowl

2006 (5-7) (3-5 MAC, 5th-West) Coach: Tom Amstutz

UT	Opp.	UT	Opp.
8/31	43 Iowa State (A)	45	L (3OT)
9/9	10 Western Michigan (A)	31	L
9/15	37 Kansas (H)	31	W (2OT)
9/23	41 McNeese State (H)	7	W
9/30	3 Pittsburgh (A)	45	L
10/7	20 Central Michigan (H)	42	L
10/14	14 Kent State (A)	40	L
10/21	13 Eastern Michigan (A)	17	L
10/28	35 Akron (H)	20	W
11/7	17 Northern Illinois (A)	13	W
11/14	17 Ball State (H)	20	L
11/21	31 Bowling Green (H)	21	W

2007 (5-7) (3-5 MAC, T-4th-West) Coach: Tom Amstutz

UT	Opp.	UT	Opp.
9/1	24 Purdue (H)	52	L
9/8	31 Central Michigan (A)	52	L
9/15	13 Kansas (A)	45	L
9/22	36 Iowa State (H)	35	W
9/29	28 Western Michigan (H)	42	L
10/6	35 Liberty (H)	34	W
10/13	33 Buffalo (A)	43	L
10/20	43 Ohio (H)	40	W
10/27	70 Northern Illinois (H)	21	W
11/3	52 Eastern Michigan (H)	28	W
11/13	20 Ball State (A)	41	L
11/23	10 Bowling Green (A)	37	L

2008 (3-9) (2-6 MAC, 5th-West) Coach: Tom Amstutz

UT	Opp.	UT	Opp.
9/6	16 Arizona (A)	41	L
9/13	41 Eastern Michigan (A)	17	W
9/20	54 Fresno State (H)	55	L (2OT)
9/27	16 Flor. International (H)	35	L
10/4	0 Ball State (H)	31	L
10/11	13 Michigan (A)	10	W
10/18	7 Northern Illinois (A)	38	L
10/25	23 Central Michigan (H)	24	L
11/5	30 Akron (A)	47	L
11/15	17 Western Michigan (A)	27	L
11/21	42 Miami (H)	14	W
11/28	10 Bowling Green (H)	38	L

2009 (5-7) (3-5 MAC, 4th-West) Coach: Tim Beckman

UT	Opp.	UT	Opp.
9/5	36 Purdue (A)	52	L
9/11	54 Colorado (H)	38	W
9/19	0 Ohio State (N)	38	L
9/26	41 Flor. International (A)	31	W
10/3	37 Ball State (A)	30	W
10/10	26 Western Michigan (H)	58	L
10/17	20 Northern Illinois (H)	19	W
10/24	24 Temple (H)	40	L
10/31	24 Miami (A)	31	L
11/11	28 Central Michigan (A)	56	L
11/20	47 Eastern Michigan (H)	21	W
11/27	24 Bowling Green (A)	38	L



Aaron Opelt and the Rockets defeated Michigan in the Big House, 13-10, in 2008.

SEASON RESULTS (2010-14)

2010 (8-5) (7-1 MAC, 2nd-West)

Coach: Tim Beckman

UT	Opp.	UT	Opp.	UT	Opp.
9/3	2	Arizona (H)	41	L	
9/11	20	Ohio (A)	13	W	
9/18	37	Western Michigan (A)	24	W	
9/25	31	Purdue (A)	20	W	
10/2	15	Wyoming (H)	20	L	
10/9	14	Boise State (A)	57	L	
10/16	34	Kent State (H)	21	W	
10/23	31	Ball State (H)	24	W	
10/30	42	Eastern Michigan (A)	7	W	
11/9	30	Northern Illinois (A)	65	L	
11/17	33	Bowling Green (H)	14	W	
11/26	42	Central Michigan (H)	31	W	
12/26	32	FIU%	34	L	

% Little Caesars Pizza Bowl

2012 (9-4) (6-2 MAC, T-2nd-West)

Coach: Matt Campbell

UT	Opp.	UT	Opp.	UT	Opp.
9/1	17	Arizona (A)	24	L (OT)	
9/8	34	Wyoming (A)	31	W	
9/15	27	Bowling Green (H)	15	W	
9/22	38	Coastal Carolina (H)	28	W	
9/29	37	Western Michigan (A)	17	W	
10/6	50	Central Michigan (H)	35	W	
10/13	52	Eastern Michigan (A)	47	W	
10/20	29	Cincinnati (H)	23	W	
10/27	25	Buffalo (A)	20	W	
11/6	27	Ball State (H)	34	L	
11/14	24	Northern Illinois (A)	31	L	
11/20	35	Akron (H)	23	W	
12/15	15	Utah State%	41	L	

% Famous Idaho Potato Bowl



Adonis Thomas rushed for 108 yards in a 42-41 victory over Air Force in the 2011 Military Bowl.

2011 (9-4) (7-1 MAC, T-1st-West)

Coach: Tim Beckman/Matt Campbell

MAC West Co-Champs

UT	Opp.	UT	Opp.	UT	Opp.
9/1	58	New Hampshire (H)	22	W	
9/10	22	Ohio State (A)	27	L	
9/16	15	Boise State (H)	40	L	
9/24	30	Syracuse (A)	33	L	
10/1	36	Temple (A)	13	W	
10/8	54	Eastern Michigan (H)	16	W	
10/15	28	Bowling Green (A)	21	W	
10/22	49	Miami (H)	28	W	
11/1	60	Northern Illinois (H)	63	L	
11/8	66	Western Michigan (H)	63	W	
11/18	44	Central Michigan (A)	17	W	
11/25	45	Ball State (A)	28	W	
12/28	42	Air Force%#	41	W	

% Military Bowl

Game coached by Matt Campbell

2013 (7-5) (5-3 MAC, T-3rd-West)

Coach: Matt Campbell

UT	Opp.	UT	Opp.	UT	Opp.
8/31	6	Florida (A)	24	L	
9/7	23	Missouri (A)	38	L	
9/14	33	Eastern Washington (H)	21	W	
9/21	38	Central Michigan (A)	17	W	
9/28	24	Ball State (A)	31	L	
10/5	47	Western Michigan (H)	20	W	
10/19	45	Navy (H)	44	W (2OT)	
10/26	28	Bowling Green (A)	25	W	
11/2	55	Eastern Michigan (H)	16	W	
11/12	51	Buffalo (H)	41	W	
11/20	17	Northern Illinois (H)	35	L	
11/29	29	Akron (A)	31	L	

2014 (9-4) (7-1 MAC, T-1st-West)

Coach: Matt Campbell

MAC West Co-Champs

UT	Opp.	UT	Opp.	UT	Opp.
8/30	54	New Hampshire (H)	20	W	
9/6	24	Missouri (H)	49	L	
9/12	34	Cincinnati (A)	58	L	
9/20	34	Ball State (H)	23	W	
9/27	42	Central Michigan (H)	28	W	
10/4	20	Western Michigan (A)	19	W (OT)	
10/11	30	Iowa State (A)	37	L	
10/25	42	Massachusetts (H)	35	W	
11/4	30	Kent State (A)	20	W	
11/11	24	Northern Illinois (A)	27	L	
11/19	27	Bowling Green (H)	20	W	
11/28	52	Eastern Michigan (A)	16	W	
1/4	63	Arkansas State%	44	W	

% GoDaddy Bowl



Kareem Hunt was named Most Valuable Player in the 2015 GoDaddy Bowl, thanks for 271 yards rushing and five touchdowns.

RECORDS/POLLS

ALL-TIME RECORD

First year of varsity football.....	1917
Total number of seasons played.....	94
Years without football at UT.....	1931-43-44-45
Total games played.....	945
Total wins.....	507
Total losses.....	414
Total ties.....	24
Winning percentage.....	54.9%
MAC games played.....	455
MAC wins.....	253
MAC losses.....	195
MAC ties.....	7
MAC winning percentage.....	56.4%

RECORD BY DECADE

1917-19.....	3-8-0 (.273)
1920-29.....	30-40-4 (.432)
1930-39.....	41-31-5 (.565)
1940-49.....	43-25-3 (.627)
1950-59.....	38-49-4 (.440)
1960-69.....	44-52-2 (.459)
1970-79.....	58-53-1 (.522)
1980-89.....	63-47-2 (.571)
1990-99.....	72-38-3 (.650)
2000-09.....	73-49-0 (.598)
2010-14.....	42-22-0 (.656)
Total.....	507-414-24 (.549)



The Rockets have won more than 65 percent of their games in the 2010's, the best percentage of any decade in school history.

TOLEDO IN THE POLLS

2012

Oct. 29 #23 (AP)

2001

Dec. 2 #25 (AP)

Dec. 9 #25 (AP)

Final #22 (USA Today/ESPN), #23 (AP)

2000

Nov. 26 #25 (AP)

Dec. 3 #25 (AP), #25 (USA Today/ESPN)

1997

Oct. 20 #24 (AP), #24 (USA Today/ESPN)

Oct. 27 #22 (AP), #22 (USA Today/ESPN)

Nov. 3 #18 (AP), #20 (USA Today/ESPN)

1995

Nov. 21 #25 (AP)

Nov. 28 #25 (AP)

Dec. 5 #25 (AP)

Final #24 (AP), #24 (USA Today/CNN)

1971

Sept. 20 #19 (AP)

Oct. 4 #20 (AP)

Oct. 11 #17 (AP)

Oct. 18 #14-T (AP)

Oct. 25 #15 (AP)

Nov. 1 #14 (AP)

Nov. 8 #14 (AP)

Nov. 15 #13 (AP)

Nov. 22 #14 (AP)

Nov. 29 #13 (AP)

Dec. 6 #14 (AP)

Final #13 (UPI), #14 (AP)

1970

Oct. 19 #19-T (AP)

Nov. 2 #15 (AP)

Nov. 9 #16 (AP)

Nov. 16 #15 (AP)

Nov. 23 #15 (AP)

Nov. 30 #14 (AP)

Dec. 7 #15 (AP)

Final #12 (AP), #17-T (UPI)

1969


Nov. 17 #20 (AP)

Nov. 24 #20 (AP)

Dec. 1 #20 (AP)

Dec. 8 #20 (AP)

NOTE: Weekly coaches poll information not available for some years.



Wasean Tait and the Rockets finished the 1995 season ranked No. 24 in both polls.

STREAKS/COMEBACKS/ETC.

TOLEDO VS. RANKED TEAMS

All-Time Record: 7-14
Home: 5-2 Road: 1-10 Neutral: 1-2

Ranking	Opponent	Year	Result
No. 1 (AP/USA)	at Ohio State	1998	L, 49-0
No. 3 (UPI/AP)	at Miami (FL)	1987	L, 24-14
No. 3 (UPI/AP)	at Washington	1991	L, 48-0
No. 4 (AP/USA)	at Boise State	2010	L, 57-14
No. 4 (AP/USA)	Boise State	2011	L, 40-15
No. 9 (AP)/No. 11 (USA)	Pittsburgh	2003	W, 35-31
No. 10 (AP/USA)	at Florida	2013	L, 24-6
No. 10 (UPI)/No. 11 (AP)	at Florida State	1986	L, 24-0
No. 11 (USA/AP)	vs. Ohio State#	2009	L, 38-0
No. 15 (AP/USA)	at Ohio State	2011	L, 27-22
No. 15 (AP)/No. 16 (USA)	at Marshall	1999	L, 38-13
No. 16 (AP)/No. 19 (USA)	N. Illinois	2013	L, 35-17
No. 16 (AP), No. 17 (USA)	Utah State&	2012	L, 41-15
No. 18 (USA)/No. 20 (AP)	Marshall	2001	W, 41-36
No. 18 (USA)/No. 21 (AP)	Cincinnati	2012	W, 29-23
No. 20 (UPI)	vs. San Jose State*	1981	W, 27-25
No. 21 (AP/USA)	N. Illinois	2003	W, 49-30
No. 22 (USA)/No. 25 (AP)	Missouri	2014	L, 49-24
No. 22 (AP)/No. 25 (USA)	at Bowling Green	2003	L, 31-23
No. 22 (USA)	at N. Illinois	2004	W, 31-17
No. 23 (USA)/No. 25 (AP)	at Minnesota	2004	L, 63-21
No. 24 (USA)	Bowling Green	2004	W, 49-41



Toledo rallied to defeat No. 9 Pittsburgh in 2003. The Panthers are the highest-ranked team ever to fall to the Rockets.

* California Bowl & Famous Idaho Potato Bowl
at Cleveland Browns Stadium

LARGEST TOLEDO COMEBACKS

Deficit	Opponent	Date	Largest Deficit	Time/Q	UT Took Lead/Tied	Time/Q	Final Score
24	Western Carolina (H)	9-6-75	24-0	0:35/2nd	24-24	6:43/4th	UT 32, WCU 31
23	Marshall (H)	11-30-01	23-0	14:57/2nd	32-29	4:28/3rd	UT 41, Marshall 36
21	Western Michigan (H)	11-12-94	21-0	0:02/1st	37-34	3:05/4th	UT 37, WMU 34
20	Bowling Green (H)	11-23-04	27-7	11:54/3rd	28-27	2:20/3rd	UT 49, BGSU 41
17	Northern Illinois (A)	11-23-02	17-0	13:57/2nd	20-17	7:57/2nd	UT 33, NIU 30
17	Ball State (H)	10-23-10	17-0	1:43/1st	17-17	0:00/2nd	UT 31, BSU 24
16	Ohio (A)	9-29-84	16-0	9:50/4th	16-16	6:01/4th	UT 16, Ohio 16

LARGEST OPPONENT COMEBACKS

Lead	Opponent	Date	Largest Lead	Time/Q	Opp. Took Lead/Tied	Time/Q	Final Score
27	Ball State (A)	10-9-93	30-3	4:10/3rd	31-30	0:00/4th	BSU 31, UT 30
18	Bowling Green (A)	10-6-73	35-17	0:45/2nd	36-35	1:26/3rd	BGSU 49, UT 35
17	Florida International (N)	12-26-10	24-7	9:44/3rd	28-24	7:34/4th	FIU 34, UT 32
17	Eastern Michigan (A)	11-19-94	17-0	2:20/1st	34-30	5:46/4th	EMU 40, UT 37
14	Bowling Green (H)	10-9-76	14-0	0:10/1st	23-21	2:52/4th	BGSU 29, UT 28
14	Villanova (H)	9-28-63	14-0	11:52/2nd	18-14	1:33/3rd	VU 18, UT 14
14	Central Michigan (H)	10-7-06	14-0	14:57/2nd	21-14	0:20/2nd	CMU 42, UT 20

STREAKS/SHUTOUTS

WINNING STREAKS

(all games)	(home games)
1. 35, 1969-71	1. 17, 1969-71
2. 12, 1967-68	17, 1999-2002
12, 2000-01	17, 2002-2005
	4. 14, 1988-90
(MAC games)	(MAC home games)
1. 16, 1969-72	1. 13, 2002-05
2. 9, 1989-90	2. 11, 1999-2002
9, 2000-01	11, 1988-90
9, 2005-06	4. 10, 1980-82
	10, 1996-99

LOSING STREAKS

(all games)	(home games)	(home MAC games)
1. 8, 1977-78	1. 6, 1977-78	1. 8, 1958-61

CONSECUTIVE SHUTOUTS

(all games)
1. 4, 1930-32
4, 1929

SHUTOUTS IN A SEASON

1. 6, 1923

CONSECUTIVE GAMES NOT SHUT OUT

1. 123, 1998-2008
2. 73, 2009-Present
2. 58, 1986-91

TEAM RECORDS - ATTENDANCE

LARGEST CROWDS IN THE GLASS BOWL

1. 36,852 vs. Navy (2001)
2. 36,502 vs. Northern Illinois (2001)
3. 34,900 vs. Marshall (2000)
4. 34,950 vs. Minnesota (2001)
5. 33,040 vs. Indiana State (1994)
6. 32,781 vs. Weber State (2000)
7. 31,981 vs. Bowling Green (2004)
8. 31,711 vs. Pittsburgh (2003)
9. 31,458 vs. Bowling Green (1994)
10. 31,369 vs. Bowling Green (1982)
11. 29,968 vs. East Tennessee St. (1995)
12. 29,761 vs. Bowling Green (1990)
13. 28,905 vs. Boise State (2011)
14. 28,531 vs. Bowling Green (2000)
15. 28,115 vs. Bowling Green (2012)
16. 27,991 vs. Bowling Green (1998)
17. 27,900 vs. Syracuse (1999)
18. 27,831 vs. Eastern Michigan (2001)
19. 27,800 vs. Eastern Michigan (1997)
20. 27,318 vs. Eastern Illinois (2000)
21. 26,913 vs. Bowling Green (1984)
22. 26,700 vs. Purdue (1997)
23. 26,350 vs. Nevada (1997)
24. 26,214 vs. Western Michigan (1998)
25. 26,104 vs. Eastern Michigan (1995)
26. 26,100 vs. Bowling Green (1996)
- 26,100 vs. Purdue (2007)
28. 26,050 vs. UNLV (2002)
29. 25,926 vs. Ball State (2002)
30. 25,907 vs. Arizona (2010)
31. 25,745 vs. Liberty (1994)
32. 25,724 vs. Temple (1998)
33. 25,571 vs. Central Michigan (1979)
34. 25,540 vs. Indiana (1996)
35. 25,331 vs. Bowling Green (2002)
36. 25,303 vs. Miami (1983)
37. 25,266 vs. Eastern Michigan (2005)
38. 25,213 vs. Miami (1997)
39. 25,199 vs. Central Michigan (1991)

LARGEST CROWDS ON THE ROAD

1. 107,267 at Michigan (2008)
2. 105,016 at Ohio State (2011)
3. 94,296 at Penn State (2000)
4. 93,149 at Ohio State (1998)
5. 83,604 at Florida (2013)
6. 73,317 at Wisconsin (1982)
7. 72,266 at Washington (1991)
8. 71,727 vs. Ohio State (2009)*
9. 68,756 at Arizona State (1979)
10. 56,785 at Missouri (2013)
11. 53,891 at Florida State (1986)
12. 52,552 vs. Connecticut (2004 Motor City Bowl)
13. 52,281 at Iowa State (2014)
14. 51,872 vs. Boston College (2002 Motor City Bowl)
15. 50,939 at Arizona (2008)
16. 48,670 at Arizona (2012)
17. 48,112 at Kansas (2007)
18. 47,551 at Purdue (2009)
19. 45,144 at Minnesota (2004)
20. 44,164 vs. Cincinnati (2001 Motor City Bowl)

* Toledo was the designated home team for this game at Browns Stadium in Cleveland.



UNBREAKABLE RECORD?

Extra bleachers were brought into the north end zone of the Glass Bowl on a regular basis to accommodate overflow crowds in 2001, including a then MAC-record 36,852 vs. Navy in 2001. Since that season, however, fire regulations have been imposed that prevent bleachers from being brought onto the field, making it impossible for UT to ever break its home attendance record in the current configuration of the Glass Bowl.

TEAM RECORDS - ATTENDANCE

TOLEDO HOME ATTENDANCE BY SEASON

Year	Total	G	Avg.	1994	153,400	6	25,567	1973	62,156	5	12,431
2014	117,286	6	19,547	1993	99,100	6	16,517	1972	78,361	5	15,672
2013	110,803	6	18,467	1992	95,334	5	19,067	1971	98,360	5	19,672
2012	123,309	6	20,552	1991	117,322	6	19,554	1970	93,120	6	15,520
2011	132,941	6	22,157	1990	136,926	6	22,820	1969	75,282	5	15,056
2010	116,000	6	19,333	1989	94,374	5	18,875	1968	69,455	5	13,891
2009	153,151	6	25,525#	1988	103,057	6	17,176	1967	84,455	6	14,076
2008	102,046	6	17,008	1987	92,761	5	18,552	1966	66,484	5	13,297
2007	130,675	7	18,668	1986	95,012	5	19,002	1965	52,910	5	10,582
2006	121,863	6	20,311	1985	80,818	5	16,164	1964	47,617	5	9,523
2005	109,086	5	21,817	1984	106,839	5	21,368	1963	47,062	5	9,412
2004	119,771	5	23,954	1983	128,960	6	21,493	1962	34,377	4	8,594
2003	131,517	6	21,919	1982	123,040	5	24,608	1961	36,900	5	7,380
2002	143,791	6	23,965	1981	102,960	5	20,592	1960	35,000	5	7,000
2001	180,083	6	30,014	1980	95,595	5	19,119	1959	24,700	6	4,117
2000	163,359	6	27,227	1979	98,890	5	19,778	1958	28,500	4	7,125
1999	129,999	7	18,571	1978	71,695	5	14,339				
1998	133,080	6	22,180	1977	68,592	6	11,432				
1997	140,518	6	23,420	1976	58,869	5	11,774				
1996	124,603	6	20,767	1975	76,370	5	15,274				
1995	115,249	5	23,050	1974	89,052	6	14,842				

Includes home game at Browns Stadium



LARGEST SEASON AVERAGES

- 30,014 (2001)
- 27,227 (2000)
- 25,567 (1994)
- 25,525 (2009) #
- 24,608 (1982)
- 23,965 (2002)
- 23,954 (2004)
- 23,050 (1995)
- 23,420 (1997)
- 22,820 (1990)

Includes home game at Browns Stadium

Toledo fans routinely pack the 26,244-seat Glass Bowl.

TEAM RECORDS - SEASON

OFFENSE

SCORING/TDS

Most Points Scored

- 2011 42.2 (549 in 13 games)
- 2014 36.6 (476 in 13 games)**
- 2000 36.4 (400 in 11 games)
- 2005 35.8 (429 in 12 games)
- 2002 35.3 (495 in 14 games)

Fewest Points Scored

- 1925 3.1 (28 in 9 games)
- 1955 8.6 (77 in 9 games)
- 1942 10.1 (91 in 9 games)
- 1977 10.2 (112 in 11 games)
- 1965 10.4 (104 in 10 games)

Touchdowns Scored

- 2011 72 (13 games)
- 2002 66 (14 games)
- 2014 61 (13 games)**
- 2004 58 (14 games)
- 1995 56 (12 games)
- 2005 56 (12 games)

Fewest Touchdowns Scored

- 1925 4 (9 games)
- 1955 12 (9 games)
- 1965 14 (10 games)
- 1942 14 (9 games)
- 1977 15 (11 games)

Most Touchdown Passes

- 2011 34 (13 games)
- 2005 30 (12 games)
- 2003 29 (12 games)
- 2004 28 (14 games)
- 1997 27 (12 games)

Most Rushing Touchdowns

- 1995 38 (12 games)
- 2002 38 (14 games)
- 2014 35 (13 games)**
- 2001 32 (12 games)
- 2011 32 (13 games)

Most Touchdowns Rushing/Passing

- 2011 66 (13 games)
- 2002 63 (14 games)
- 2014 59 (13 games)**
- 2004 54 (14 games)
- 1995 53 (12 games)

TOTAL OFFENSE

Total Offense (Yardage)

- 2014 490.5 (6,377 in 13 games)**
- 2011 481.3 (6,257 in 13 games)
- 2002 472.2 (6,611 in 14 games)
- 2003 462.8 (5,553 in 12 games)
- 2007 448.4 (5,381 in 12 games)

Records include bowl games
Minimum 9 games played

FIRST DOWNS

First Downs

- 2014 24.6 (321 in 13 games)**
- 2002 24.1 (338 in 14 games)
- 2003 23.9 (287 in 12 games)
- 2005 23.8 (285 in 12 games)
- 2011 23.8 (309 in 13 games)

First Downs Rushing

- 1981 13.3 (160 in 12 games)
- 1995 13.3 (160 in 12 games)
- 1994 13.2 (145 in 11 games)
- 2000 12.5 (138 in 11 games)
- 2014 12.5 (162 in 13 games)**

First Downs Passing

- 2003 12.8 (153 in 12 games)
- 2009 12.3 (148 in 12 games)
- 2002 11.9 (166 in 14 games)
- 1997 11.8 (142 in 12 games)
- 2011 11.7 (152 in 13 games)

RUSHING

Rushing Attempts

- 1961 59.7 (597 in 10 games)
- 1981 57.1 (685 in 12 games)
- 1978 54.5 (599 in 11 games)
- 1990 54.2 (596 in 11 games)
- 1995 51.5 (618 in 12 games)

Net Yards Rushing

- 1981 259.4 (3,113 in 12 games)
- 2014 256.4 (3,333 in 13 games)**
- 2000 253.8 (2,792 in 11 games)
- 1949 253.8 (2,284 in 9 games)
- 1995 249.8 (2,997 in 12 games)

Fewest Rushes Allowed (minimum 9 games)

- 2000 33.2 (365 in 11 games)
- 2014 33.2 (431 in 13 games)**
- 2011 33.7 (438 in 13 games)
- 2001 33.8 (405 in 12 games)
- 2012 34.2 (445 in 13 games)

Fewest Rush Yards Allowed (minimum 9 games)

- 2000 81.5 (897 in 11 games)
- 1984 98.4 (1,181 in 12 games)
- 2001 98.5 (1,182 in 12 games)
- 1983 103.8 (1,142 in 11 games)
- 1970 104.8 (1,257 in 12 games)

PASSING

Most Passing Yardage

- 2004 298.4 (3,879 in 13 games)
- 2009 278.5 (3,342 in 12 games)
- 2003 278.3 (3,339 in 12 games)
- 2011 267.7 (3,480 in 13 games)
- 2002 257.9 (3,611 in 14 games)

Most Passes Attempted

- 2009 37.0 (445 in 12 games)
- 1997 36.5 (438 in 12 games)
- 2003 35.3 (423 in 12 games)
- 2004 34.5 (449 in 13 games)
- 2007 34.2 (411 in 12 games)

Most Passes Completed

- 2003 24.8 (298 in 12 games)
- 2004 23.7 (308 in 13 games)
- 2009 22.5 (271 in 12 games)
- 2011 22.4 (291 in 13 games)
- 2002 22.1 (309 in 14 games)

Fewest Passes Completed (minimum 9 games)

- 1954 4.2 (38 in 9 games)
- 1955 4.3 (39 in 9 games)
- 1978 4.4 (48 in 11 games)
- 1960 4.7 (42 in 9 games)
- 1953 4.9 (44 in 9 games)

Highest Completion Percentage (minimum 100 att.)

- 2003 .704 (298-423)
- 2002 .698 (309-443)
- 2004 .686 (308-449)
- 2011 .685 (291-425)
- 2001 .656 (233-355)

Passes Had Intercepted

- 1953 3.2 (29 in 9 games)
- 1950 2.2 (20 in 9 games)
- 1956 2.1 (19 in 9 games)
- 1959 2.1 (19 in 9 games)
- 1989 2.1 (19 in 9 games)

DEFENSE

SCORING/TDS

Fewest Points Allowed

- 1935 3.6 (32 in 9 games)
- 1939 5.9 (59 in 10 games)
- 1970 7.3 (88 in 12 games)
- 1971 8.0 (96 in 12 games)
- 1938 8.3 (83 in 10 games)
- 1967 8.3 (83 in 10 games)

Fewest Touchdowns Allowed

- 1935 5 (9 games)
- 1939 9 (10 games)
- 1967 12 (10 games)
- 1940 13 (9 games)
- 1970 13 (12 games)

Most Points Allowed

- 2007 39.2 (470 in 12 games)
- 2009 37.7 (452 in 12 games)
- 1953 33.9 (305 in 9 games)
- 2011 31.7 (412 in 13 games)
- 2008 31.4 (377 in 12 games)

Most Touchdowns Allowed

- 2007 64 (12 games)
- 2009 60 (12 games)
- 2011 56 (13 games)
- 2004 51 (14 games)
- 2014 51 (13 games)**

Fewest Rushing TDs Allowed

- 1984 4 (11 games)
- 1935 5 (9 games)
- 1969 8 (11 games)
- 1992 8 (11 games)
- 1970 9 (12 games)

Most Rushing TDs Allowed

- 2009 33 (12 games)
- 2007 31 (12 games)
- 1977 27 (11 games)
- 2002 27 (14 games)
- 2010 27 (13 games)

Fewest Passing TDs Allowed

- 1935 0 (9 games)
- 1939 0 (10 games)
- 1940 0 (9 games)
- 1970 1 (12 games)
- 1971 2 (12 games)

Most Passing TDs Allowed

- 2014 37 (13 games)
- 2011 34 (13 games)
- 2007 31 (12 games)
- 2009 26 (12 games)
- 2012 26 (13 games)

TOTAL DEFENSE

Total Defense (Fewest Yards)

- 1971 164.6 (1,975 in 12 games)
- 1965 181.7 (1,817 in 10 games)
- 1970 185.8 (2,044 in 11 games)
- 1967 198.4 (1,984 in 10 games)
- 1952 217.1 (1,954 in 9 games)

RUSHING

Fewest Rush Yards Allowed (minimum 9 games)

- 2000 81.5 (897 in 11 games)
- 1984 98.4 (1,181 in 12 games)
- 2001 98.5 (1,182 in 12 games)
- 1965 111.9 (1,119 in 10 games)
- 1952 114.6 (1,031 in 9 games)

PASSING

Most Completions Allowed

- 2012 23.8 (309 in 13 games)
- 2014 22.5 (293 in 13 games)**
- 2011 22.0 (286 in 13 games)
- 2010 21.9 (285 in 13 games)
- 2003 21.0 (252 in 12 games)

Fewest Completions Allowed (minimum 9 games)

- 1957 4.8 (44 in 9 games)
- 1955 5.2 (47 in 9 games)
- 1959 5.9 (53 in 9 games)
- 1976 6.9 (76 in 11 games)
- 1977 7.9 (87 in 11 games)

Most Pass Yards Allowed

- 2014 291.7 (3,792 in 13 games)**
- 2012 290.1 (3,781 in 13 games)
- 2011 268.8 (3,494 in 13 games)
- 2009 241.4 (2,897 in 12 games)
- 1999 240.2 (2,642 in 11 games)

Fewest Pass Yards Allowed (minimum 9 games)

- 1965 69.8 (698 in 10 games)
- 1966 70.4 (704 in 10 games)
- 1959 83.8 (754 in 9 games)

TEAM RECORDS – SEASON

TURNOVERS

Most Turnovers Forced

- 1979 4.2 (46 in 11 games)
- 1970 3.7 (44 in 12 games)
- 1961 3.7 (37 in 10 games)
- 1983 3.4 (37 in 11 games)
- 2000 2.8 (31 in 11 games)

Most Turnovers

- 1977 3.2 (35 in 11 games)
- 1975 3.2 (35 in 11 games)
- 1973 3.2 (35 in 11 games)
- 5 Teams Tied With 3.1

Best Turnover Ratio

- 2000 +3.44 (31/9)
- 1995 +3.17 (38/12)
- 1983 +2.31 (37/16)
- 1979 +2.30 (46/20)
- 1954 +2.24 (38/17)

INTERCEPTIONS

Pass Interceptions

- 1970 2.2 (26 in 12 games)
- 1981 2.1 (25 in 12 games)
- 1983 2.1 (23 in 11 games)
- 1969 2.0 (22 in 11 games)
- 1984 1.8 (22 in 12 games)

Interception Return Yards

- 1960 31.4 (283 in 9 games)
- 1981 26.1 (313 in 12 games)
- 2006 25.8 (284 in 12 games)
- 1999 23.6 (260 in 11 games)
- 2000 22.8 (251 in 11 games)

FUMBLES

Most Fumbles Recovered

- 1979 2.5 (28 in 11 games)
- 1961 2.4 (24 in 10 games)
- 1973 2.1 (23 in 11 games)
- 1972 1.9 (21 in 11 games)
- 1971 1.8 (22 in 12 games)

Most Fumbles

- 1958 5.1 (46 in 9 games)
- 1977 3.8 (42 in 11 games)
- 1973 3.5 (38 in 11 games)
- 1976 3.5 (38 in 11 games)
- 1978 3.5 (38 in 11 games)

Most Fumbles Lost

- 1977 2.5 (27 in 11 games)
- 1951 2.2 (22 in 10 games)
- 1968 2.1 (21 in 10 games)
- 1975 2.1 (23 in 11 games)
- 1974 1.8 (20 in 11 games)

Fewest Fumbles Lost (minimum 9 games)

- 1995 0.8 (10 in 12 games)
- 2011 1.1 (14 in 13 games)
- 2000 1.1 (12 in 11 games)
- 2005 1.2 (14 in 12 games)
- 1991 1.3 (14 in 11 games)
- 1999 1.3 (14 in 11 games)

Fewest Fumbles Lost (minimum 9 games)

- 1991 4 (11 games)
- 2000 5 (11 games)
- 1999 6 (11 games)
- 2003 6 (12 games)
- 2013 6 (12 games)

SPECIAL TEAMS

PUNTING

Most Punts

- 1979 7.8 (86 in 11 games)
- 1977 7.4 (81 in 11 games)
- 1980 6.7 (74 in 11 games)
- 1978 6.7 (74 in 11 games)
- 1998 6.5 (78 in 12 games)

Punting Average

- 2007 45.2
- 2003 42.9
- 1996 42.6
- 2006 41.1
- 1998 41.0

Net Punting Average

- 2003 40.7
- 1996 40.1
- 2007 39.5*
- 1968 38.3
- 2006 37.9*

* Beginning in 2005, touchbacks counted against net punting avg.

Punt Returns

- 1967 4.2 (42 in 10 games)
- 1971 3.8 (46 in 12 games)
- 1998 3.5 (42 in 12 games)
- 1984 3.0 (36 in 12 games)
- 1997 3.0 (36 in 12 games)

Punt Return Yardage

- 1967 38.2 (382 in 10 games)
- 1969 33.3 (366 in 11 games)
- 2002 33.3 (466 in 14 games)
- 1997 30.8 (369 in 12 games)
- 2003 26.8 (321 in 12 games)

Punt Return Average

- 2003 16.0 (20/321)
- 2002 14.6 (32/466)
- 2011 12.0 (20/240)
- 1963 11.6 (23/266)
- 1962 10.3 (18/186)

KICKOFF RETURNS

Kickoff Returns

- 2009 6.00 (72 in 12 games)
- 2007 5.33 (64 in 12 games)
- 2008 5.17 (62 in 12 games)
- 2011 4.32 (56 in 13 games)
- 2002 4.28 (60 in 14 games)

Kickoff Return Yardage

- 2009 127.5 (1527 in 12 games)
- 2010 117.5 (1527 in 13 games)
- 2008 105.5 (1266 in 12 games)
- 2007 100.9 (1211 in 12 games)
- 2012 90.0 (1170 in 13 games)

Best Kickoff Return Average

- 1968 25.5 (30/764)
- 2010 25.4 (58/1471)
- 1993 22.7 (43/975)
- 2012 22.1 (53/1170)
- 2005 21.8 (36/785)

FIELD GOALS

Most Field Goals

- 1992 1.9 (21 in 11 games)
- 2012 1.8 (24 in 13 games)
- 2013 1.6 (19 in 12 games)
- 1990 1.6 (18 in 11 games)
- 1999 1.6 (18 in 11 games)

Best Field Goal Percentage

- 2005 100.0 (13-13)
- 2007 100.0 (13-13)
- 2013 95.0 (19-20)
- 2004 90.0 (9-10)
- 1988 88.2 (15-17)

PENALTIES

Most Penalties

- 1951 9.3 (93 in 10 games)
- 2001 8.6 (103 in 12 games)
- 2009 8.1 (97 in 12 games)
- 2010 7.8 (102 in 13 games)
- 2005 7.5 (90 in 12 games)

Fewest Penalties

- 1980 3.8 (42 in 11 games)
- 1986 3.8 (42 in 11 games)
- 1983 4.0 (44 in 11 games)
- 1999 4.0 (44 in 11 games)
- 1968 4.6 (46 in 10 games)

Most Yards Penalized

- 1951 83.6 (836 in 10 games)
- 2001 80.0 (960 in 12 games)
- 1971 71.3 (855 in 12 games)
- 2009 70.0 (841 in 12 games)
- 2012 68.0 (884 in 13 games)

Fewest Yards Penalized (minimum 9 games)

- 1964 33.0 (330 in 10 games)
- 1963 36.2 (326 in 9 games)
- 1999 35.3 (388 in 11 games)
- 1962 39.3 (354 in 9 games)
- 2000 41.8 (460 in 11 games)



Tom Ward makes a stop in Toledo's win over 24-6 Penn State in 2000. The Rockets held the Nittany Lions to 30 yards rushing on 27 carries that day. For the season, UT allowed just 81.5 yards rushing per game, the lowest figure in school history.

TEAM RECORDS - GAME

OFFENSE

SCORING/TDS

Points

- 88 vs. Davis & Elkins, 1951
- 87 vs. Findlay, 1923
- 70 vs. Northern Illinois, 2007
- 66 vs. Western Michigan, 2011
- 65 vs. Eastern Michigan, 2002
- 62 vs. Western Illinois, 2005
- 60 vs. Northern Illinois, 2011
- 59 vs. Western Michigan, 2004
- 56 vs. Buffalo, 2003
- 56 vs. Western Michigan, 2005

Opponent Points

- 145 by Detroit, 1917
- 90 by Ohio Northern, 1917
- 81 by Miami, 1953
- 69 by Xavier, 1926
- 65 by Northern Illinois, 2010
- 63 by Minnesota, 2004
- 63 by Kansas, 2004
- 63 by Northern Illinois, 2011
- 63 by Western Michigan, 2011
- 61 by Louisiana Tech, 1996

Touchdowns

- 13 vs. Davis & Elkins, 1951
- 10 vs. Northern Illinois, 2007
- 9 vs. Eastern Michigan, 2002
- 9 vs. Western Michigan, 2011
- 8 vs. Buffalo, 2003
- 8 vs. Bowling Green, 1935
- 8 vs. Western Illinois, 2005
- 8 vs. Northern Illinois, 2011

Opponent Touchdowns

- 21 by Detroit, 1917
- 13 by Ohio Northern, 1917
- 11 by Miami, 1953
- 10 by Xavier, 1926
- 9 (five times)

Most Points - One Half

- 48 vs. Davis & Elkins, 1951 (1st)
- 48 vs. Eastern Michigan, 2002 (1st)
- 42 vs. Eastern Michigan, 2003 (1st)
- 42 vs. Villanova, 1967 (1st)
- 42 vs. Northern Illinois, 2007 (1st)

Most Opp. Points - One Half

- 49 by Kansas, 2004 (1st)
- 42 by Ohio State, 1998 (1st)
- 42 by Boston College, 2002 (1st)
- 42 by Minnesota, 2004 (1st)
- 37 by Purdue, 1994 (2nd)
- 37 by Ball State, 1977 (1st)
- 37 by N. Illinois, 2010 (2nd)
- 37 by Eastern Michigan, 2012 (2nd)

Most Points - One Quarter

- 34 vs. Davis & Elkins, 1951 (1)
- 30 vs. Weber State, 2000 (2)
- 28 vs. E. Michigan, 2003 (2)
- 28 vs. E. Michigan, 2002 (2)
- 28 vs. W. Michigan, 1998 (3)
- 28 vs. W. Michigan, 2004 (2)
- 28 vs. Western Illinois, 2005 (2)
- 28 vs. Eastern Michigan, 2012 (3)

Most Opp. Points - One Quarter

- 29 by McNeese St, 1988 (4th)
- 28 by Boston College, 2002 (2nd)
- 28 by Kansas, 2004 (1st)
- 28 by Buffalo, 2007 (1st)
- 28 by CMU, 2009 (2nd)
- 28 by NIU, 2010 (3rd)

Most Points in a Loss

- 60 vs. NIU, 2011 (63-60)
- 54 vs. Fresno State, 2008 (55-54)
- 45 vs. Marshall, 2002 (49-45)
- 43 vs. Iowa State, 2006 (45-43)
- 37 vs. EMU, 1994 (40-37)

Margin of Victory

- 88 (88-0 vs. Davis&Elkins, 1951)
- 87 (87-0 vs. Findlay, 1922)
- 63 (63-0 vs. Bowling Green, 1935)
- 55 (55-0 vs. Detroit, 1941)
- 52 (65-13 vs. E. Michigan, 2002)

Margin of Defeat

- 145 (145-0 vs. Detroit, 1917)
- 90 (90-0 vs. Ohio Northern, 1917)
- 81 (81-0 vs. Miami, 1953)
- 63 (69-6 vs. Xavier, 1926)
- 58 (58-0 vs. Michigan State, 1925)

TOTAL OFFENSE

Most Plays

- 114 vs. Bowling Green, 1973
- 104 vs. Marshall, 1971
- 103 vs. Tulsa, 1962
- 101 vs. Western Michigan, 2011

Total Offense

- 812 vs. Northern Illinois, 2007
- 804 vs. Western Michigan, 2011
- 685 vs. Buffalo, 2003
- 666 vs. New Hampshire, 2014
- 665 vs. Bradley, 1950

FIRST DOWNS

First Downs

- 37 vs. Western Michigan, 2011
- 36 vs. Western Michigan, 2004
- 35 vs. Central Michigan, 2003
- 35 vs. Northern Illinois, 2007
- 34 vs. New Hampshire, 2014**

First Downs by Rushing

- 26 vs. Kent State, 1981
- 25 vs. Tulsa, 1962
- 24 vs. Central Michigan, 2003

First Downs by Passing

- 19 vs. Miami, 1974
- 18 vs. New Hampshire, 2014**
- 17 vs. Western Michigan, 1971
- 17 vs. Iowa State, 2006
- 16 vs. Western Michigan, 1973
- 16 vs. Eastern Michigan, 1997
- 16 vs. Marshall, 1998
- 16 vs. Northern Illinois, 2011
- 16 vs. Eastern Michigan, 2011
- 16 vs. Central Michigan, 2014**
- 16 vs. Cincinnati, 2014

First Downs by Penalty

- 5 (7 times, last vs. UMass, 2014)

PASSING

Passing Yardage

- 468 vs. Ball State, 2004
- 467 vs. Buffalo, 2003
- 461 vs. Pittsburgh, 2003
- 430 vs. Northern Illinois, 2007
- 423 vs. Purdue, 2009

Passes Attempted

- 67 vs. Purdue, 2009
- 62 vs. Pittsburgh, 2003
- 54 vs. Marshall, 1998
- 54 vs. Marshall, 1999
- 53 vs. Syracuse, 2003
- 53 vs. Central Michigan, 2006

Passes Completed

- 49 vs. Pittsburgh, 2003
- 41 vs. Purdue, 2009
- 39 vs. Iowa State, 2006
- 33 vs. Ball State, 2003
- 33 vs. Purdue, 1992
- 33 vs. Michigan, 2008

Touchdown Passes

- 6 vs. Buffalo, 2003
- 6 vs. Ball State, 2004
- 5 (9 times, last vs. EMU, 2014)

Passes Had Intercepted

- 5 vs. Miami, 1985
- 5 vs. Ohio State, 1998
- 4 vs. Kent State, 1984
- 4 vs. Ball State, 1976
- 4 vs. Kent State, 1976

Opp. Passes Attempted

- 66 by La. Tech, 1999
- 65 by Miami, 1987
- 64 by Colorado, 2009
- 64 by WMU, 2010
- 63 by San Jose St., 1981

Opp. Passes Completed

- 44 by La. Tech, 1999
- 43 by San Jose St., 1981
- 43 by WMU, 2010
- 38 by Nevada, 9/23/95
- 38 by Miami, 1987
- 38 by WMU, 2011

Opp. Passing Yards

- 604 by La. Tech, 1996
- 548 by WMU, 2011
- 508 by La. Tech, 1999
- 469 by BSU, 1993
- 467 by San Jose St., 1981

Opp. Touchdown Passes

- 8 by La. Tech, 1996
- 7 by Western Michigan, 2011

RUSHING

Rushing Plays

- 95 vs. Tulsa, 1962
- 80 vs. Youngstown, 1961
- 78 vs. Marshall, 1961
- 76 vs. Kent State, 1981
- 66 vs. Bowling Green, 1995

Net Yards Rushing

- 496 vs. Bradley, 1950
- 472 vs. Central Michigan, 1999
- 466 vs. Wayne State, 1950
- 463 vs. Davis & Elkins, 1951
- 445 vs. Kent State, 1981

Opp. Net Yards Rushing

- 456 by Tampa, 1974
- 455 by Central Michigan, 1994
- 447 by Central Michigan, 1977
- 438 by Miami, 1960
- 427 by Kent State, 1955

Opp. Rushing Plays

- 77 by Central Michigan, 1975
- 76 by Central Michigan, 1977
- 75 by Kent State, 1978
- 72 by Bowling Green, 1961
- 71 by Bowling Green, 1980
- 71 by Miami, 1960

DEFENSE

TOTAL DEFENSE

Fewest Yards Allowed

- 44 vs. Dayton, 1970
- 45 vs. Detroit Tech, 1940
- 49 vs. Northern Illinois, 1967

Fewest Plays Allowed

- 43 by Southern Illinois, 1963
- 44 by Dayton, 1965
- 44 by Dayton, 1970

First Downs Allowed

- 0 in 1941 by Detroit Tech
- 2 in 1970 by Dayton
- 3 in 1971 by Marshall

PASS DEFENSE

Fewest Yards Passing

- 0 vs. Northern Illinois, 1974
- 0 vs. Eastern Michigan, 1974
- 0 vs. Dayton, 1970
- 0 vs. Villanova, 1964

Fewest Completions

- 0 (accomplished four times)
- 1 (accomplished eight times)

Passing First Downs Allowed

- 0 (accomplished nine times)

RUSHING

Rushing First Downs Allowed

- 0 vs. Detroit Tech, 1941
- 0 vs. Marshall, 1959
- 0 vs. Temple, 1961
- 0 vs. Villanova, 1964
- 0 vs. Kent State, 1964
- 0 vs. Ohio, 1967
- 0 vs. Dayton, 1970
- 0 vs. Northern Illinois, 1971
- 0 vs. Richmond, 1971

Rushing Yards Allowed

- 109 vs. N. Illinois, 1967
- 17 vs. Villanova, 1967
- 13 vs. Bowling Green, 1969
- 13 vs. Marshall, 1971

TEAM RECORDS – GAME

DEFENSE

Fewest Rushing Attempts

1. 16 vs. W. Michigan, 1999
2. 18 vs. Marshall, 2002
3. 20 vs. La. Tech, 1999

SPECIAL TEAMS

PUNTING

Most Punts

1. 15 vs. Arizona State, 1979
2. 12 vs. Kansas, 2006
3. 11 (six times)

Punt Yardage

1. 617 vs. Arizona State, 1979
2. 484 vs. Kansas, 2006
3. 441 vs. East Carolina, 1977
4. 420 vs. Kansas, 2007

Punting Average

- (minimum 4 attempts)*
1. 56.5 vs. Central Florida, 1997
 2. 53.8 vs. Western Michigan, 2007
 3. 52.0 vs. Bowling Green, 1990
 4. 51.8 vs. Central Michigan, 2007
 5. 50.6 vs. Ball State, 2007

Opp. Most Punts

1. 13 by Marshall, 1971
13 by Villanova, 1969
13 by Northern Illinois, 1967
4. 12 by Eastern Michigan, 2001
5. 11 (5 times)

Opp. Punt Yardage

1. 501 by Villanova, 1969
2. 499 by Marshall, 1971
3. 455 by EMU, 2001
4. 451 by Northern Illinois, 1970
451 by Northern Illinois, 1967

Opp. Punt Average

- (minimum 4 attempts)*
1. 51.6 by Ohio State, 1998
 2. 50.1 by Northern Illinois, 2001
 3. 49.8 by Nevada, 12-14-95
 4. 49.5 by Bowling Green, 1995
49.5 by Cal Poly, 2002

PLACE KICKING

Most Field Goals Made

1. 6 vs. Northern Illinois, 1992
2. 5 vs. Ball State, 1989
5 vs. Eastern Illinois, 2000
5 vs. Cincinnati, 2012

Most PATs Made

1. 10 vs. Davis & Elkins, 1951
10 vs. Northern Illinois, 2007
3. 9 vs. Western Michigan, 2011
4. 8 (6 times, last vs. WMU, 2005)

PUNT RETURNS

Punt Returns

1. 10 vs. Northern Illinois, 1967
10 vs. Marshall, 1971
3. 8 vs. Marshall, 1970
8 vs. Bowling Green, 1968
8 vs. Akron, 1997
8 vs. Massachusetts, 1999

Punt Return Yardage

1. 123 vs. Dayton, 1963
2. 113 vs. W. Michigan, 2002
3. 109 vs. Bowling Green, 2002
4. 98 vs. Akron, 1997
98 vs. EMU, 2011

KICKOFF RETURNS

Kickoff Returns

1. 11 vs. Miami, 1954
2. 10 vs. Northern Illinois, 2011
3. 9 (5 times)

Kickoff Return Yardage

1. 235 vs. CMU, 2010
2. 226 vs. NIU, 2010
3. 207 vs. NIU, 2011
4. 192 vs. Ohio, 1968
5. 188 vs. Iowa State, 2007

TURNOVERS

Most Turnovers Caused

1. 10 vs. Ball State, 1984
2. 7 vs. Ohio, 1985
7 vs. W. Reserve, 1950
7 vs. Marshall, 1970
7 vs. Cincinnati, 1995
7 vs. Northern Illinois, 1998

FUMBLES

Most Fumbles

1. 7 in 1977 vs. Central Michigan
2. 6 in 1968 vs. Kent State
6 in 1972 vs. Miami
6 in 1981 vs. Ohio
6 in 1982 vs. Kent
6 in 1990 vs. Arkansas State
6 in 1996 vs. Western Michigan

Most Fumbles Lost

1. 6 in 1972 vs. Miami

Opp. Most Fumbles Lost

1. 5 (six times)

INTERCEPTIONS

Pass Interceptions

1. 7 vs. Western Reserve, 1950
7 vs. Ohio, 1985
3. 6 (Five times - most recent vs. Northern Illinois, 1998)

Interception Return Yards

1. 152 in 2006 vs. Kansas
2. 120 in 1960 vs. Miami
3. 105 in 1984 vs. Ball State
4. 100 in 2008 vs. Michigan
5. 98 in 2005 vs. W. Illinois

PENALTIES

Most Penalties

1. 19 vs. Temple, 2001
2. 15 vs. Texas Arlington, 1971
3. 14 vs. Ball State, 2001
14 vs. Ohio State, 2011
5. 13 vs. Ohio, 1977
13 vs. Miami, 1990

Most Yards Penalized

1. 192 vs. Ohio, 1977
2. 185 vs. Temple, 2001
3. 154 vs. Texas-Arlington, 1971
4. 139 vs. Ball State, 2001
5. 137 vs. W. Michigan, 1991



The Rockets held Villanova to minus-17 yards rushing, the second-lowest total in team history, in a 52-6 victory in 1967.

INDIVIDUAL RECORDS - RUSHING

CAREER RUSHING

Rushing Yards

- Chester Taylor (1998-2001)..... 4,849
- Wasean Tait (1993-98)..... 4,338
- Trinity Dawson (2002-05)..... 3,474
- David Fluellen (2010-13)..... 3,336
- Jalen Parmele (2004-07)..... 3,119
- Casey McBeth (1991-94)..... 2,719
- DaJuane Collins (2006-09)..... 2,588
- Steve Morgan (1981-84)..... 2,540
- Kareem Hunt (2013-present) 2,497**
- Kelvin Farmer (1983-86)..... 2,483
- Roland Moss (1966-68)..... 2,421
- Morgan Williams (2008-11)..... 2,412
- Adonis Thomas (2008-11)..... 2,360
- Joe Schwartz (1970-72)..... 2,337
- Mike Alston (1976-79)..... 2,180
- Neil Trotter (1987-90)..... 2,168

Rushing Attempts

- Wasean Tait (1993-98)..... 837
- Chester Taylor (1998-2001)..... 834
- Trinity Dawson (2002-05)..... 674
- Roland Moss (1966-68)..... 655
- Steve Morgan (1981-84)..... 638
- Gene Swick (1972-75)..... 631
- Jalen Parmele (2004-07)..... 589
- Kelvin Farmer (1983-86)..... 574
- David Fluellen (2010-13)..... 561
- Joe Schwartz (1970-72)..... 554

Rushing Average

(minimum 200 attempts)

- Kareem Hunt (2013-present) 7.30**
- Adonis Thomas (2008-11)..... 6.18
- David Fluellen (2010-13)..... 5.95
- Chester Taylor (1998-2001)..... 5.81
- DaJuane Collins (2006-09)..... 5.77
- Jalen Parmele (2004-07)..... 5.30
- Morgan Williams (2008-11)..... 5.27
- Robert Pfefferle (1966-68)..... 5.22
- Wasean Tait (1993-98)..... 5.18
- Trinity Dawson (2002-05)..... 5.15

100-Yard Rushing Games

- Chester Taylor (1998-2001)..... 27
- Wasean Tait (1993-98)..... 18
- Trinity Dawson (2002-05)..... 15
- Kareem Hunt (2013-present) 15**
- David Fluellen (2010-13)..... 13
- Roland Moss (1966-68)..... 11
- Jalen Parmele (2004-07)..... 11
- Adonis Thomas (2008-11)..... 11
- Neil Trotter (1987-90)..... 10
- Casey McBeth (1991-94)..... 10
- Adonis Thomas (2008-11)..... 10

200-Yard Rushing Games

- Chester Taylor (1998-2001)..... 4
- David Fluellen (2010-13)..... 4
- Wasean Tait (1993-98)..... 3
- Kelvin Farmer (1983-86)..... 2
- Emerson Cole (1947-49)..... 2
- Kareem Hunt (2013-present) 2**

Consecutive 100-Yard Rushing Games

- Wasean Tait (1995)..... 12
- Kareem Hunt (2013-present) 11**
- Jalen Parmele (2007)..... 7
- David Fluellen (2012)..... 6
- David Fluellen (2013)..... 6
- Roland Moss (1968)..... 5
- Kelvin Farmer (1986)..... 5
- Arnold Smiley (1981)..... 5
- Adonis Thomas (2011)..... 5

Rushing Yards By a Quarterback

- Ryan Huzjak (1993-96)..... 1,539
- Jim Kelso (1980-83)..... 1,235
- Maurice Hall (1978-81)..... 1,231
- Kevin Meger (1989-92)..... 1,161

SEASON RUSHING

Rushing Yards (1,000+)

- Wasean Tait (1995)..... 2,090
- Kareem Hunt (2014)..... 1,631**
- Chester Taylor (2001)..... 1,620
- Kelvin Farmer (1986)..... 1,532
- Jalen Parmele (2007)..... 1,511
- David Fluellen (2012)..... 1,498
- Chester Taylor (2000)..... 1,470
- Trinity Dawson (2005)..... 1,294
- Steve Morgan (1984)..... 1,291
- Dwayne Harris (1997)..... 1,278
- Chester Taylor (1999)..... 1,176
- Emerson Cole (1949)..... 1,172
- Roland Moss (1968)..... 1,145
- Jalen Parmele (2006)..... 1,131
- Joe Schwartz (1971)..... 1,130
- David Fluellen (2013)..... 1,121
- Adonis Thomas (2010)..... 1,098
- Adonis Thomas (2011)..... 1,071
- Casey McBeth (1994)..... 1,053
- Casey McBeth (1992)..... 1,037

Rushing Attempts

- Wasean Tait (1995)..... 370
- Steve Morgan (1984)..... 336
- Kelvin Farmer (1986)..... 299
- Chester Taylor (2001)..... 299
- Jalen Parmele (2007)..... 276
- Roland Moss (1968)..... 267
- David Fluellen (2012)..... 259
- Dwayne Harris (1997)..... 254
- Chester Taylor (2000)..... 250
- Troy Parker (1990)..... 233

Average Yards Per Carry

- Kareem Hunt (2014) 205/1,631 7.96**
- Jim Hays (1950) 74/572..... 7.73
- Emerson Cole (1949) 160/1162..... 7.26
- David Fluellen (2013) 167/1121..... 6.71
- Jim Hays (1949) 43/286..... 6.65
- Chester Taylor (1999) 182/1176..... 6.46
- Adonis Thomas (2010) 175/1098..... 6.27
- Adonis Thomas (2011) 171/1071..... 6.26
- Julius Taormina (1953) 72/444..... 6.16
- Morgan Williams (2009) 74/444..... 6.00

100-Yard Games

- Wasean Tait (1995)..... 12
- Chester Taylor (2000)..... 10
- Kareem Hunt (2014) 10**
- Roland Moss (1968)..... 8
- Chester Taylor (2001)..... 8
- Dwayne Harris (1997)..... 7
- Chester Taylor (1999)..... 7
- Trinity Dawson (2005)..... 7
- Jalen Parmele (2007)..... 7
- David Fluellen (2012)..... 7

Quickest to 1,000 Yards

- Wasean Tait (1995)..... 25 Qtrs.
- Dwayne Harris (1997)..... 26 Qtrs.
- Kareem Hunt (2104) 27 Qtrs.**
- David Fluellen (2013)..... 28 Qtrs.
- Kelvin Farmer (1986)..... 31 Qtrs.

Rushing Yards By a Quarterback

- Jim Kelso (1981)..... 564
- Maurice Hall (1979)..... 549
- Ryan Huzjak (1994)..... 537
- Bruce Gradkowski (2003)..... 504
- Terrance Owens (2012)..... 395
- Tavares Bolden (2000)..... 390

Rushing Yards By a Duo

- Tait/Huzjak (1995)..... 2,516
(Tait-2,090, Huzjak-426)
- Hunt/Swanson (2014) 2,363**
(Hunt-1,631, Swanson-732)
- Taylor/McCray (2001)..... 2,177
(Taylor-1,620, McCray-557)
- Parmele/Collins (2007)..... 2,147
(Parmele-1,511, Collins-636)
- Taylor/McCray (2000)..... 2,037
(Taylor-1,470, McCray-567)

Rushing Yards By a Freshman

- Morgan Williams (2008)..... 1,010
- Troy Parker (1990)..... 879
- Kareem Hunt (2013)..... 866**
- Astin Martin (2002)..... 785
- Trinity Dawson (2002)..... 754

Rushing Yards By a Sophomore

- Kareem Hunt (2014)..... 1,631**
- Chester Taylor (1999)..... 1,176
- Arnold Smiley (1981)..... 1,013
- Trinity Dawson (2003)..... 999
- Wasean Tait (1994)..... 917

Rushing Yards By a Junior

- Wasean Tait (1995)..... 2,090
- David Fluellen (2012)..... 1,498
- Chester Taylor (2000)..... 1,470
- Dwayne Harris (1997)..... 1,278
- Jalen Parmele (2006)..... 1,131

Rushing Yards By a Senior

- Chester Taylor (2001)..... 1,620
- Kelvin Farmer (1986)..... 1,532
- Jalen Parmele (2007)..... 1,511
- Trinity Dawson (2005)..... 1,294
- Steve Morgan (1984)..... 1,291

INDIVIDUAL RECORDS - RUSHING

GAME RUSHING

Yards Rushing (200+)

1. Morgan Williams vs. Miami (2008)330
2. Casey McBeth vs. Akron (1994)304
3. Asa Jenkins vs. Davis & Elkins (1951)289
4. **Kareem Hunt vs. Arkansas St. (2014) .. 275**
5. **Kareem Hunt vs. BGSU(2014)..... 265**
6. Jalen Parmele vs. Ohio (2007).....241
7. Emerson Cole vs. N. Dakota (1949)230
Chester Taylor vs. N. Illinois (2000)230
9. David Fluellen vs. Buffalo (2012).....228
10. Wasean Tait vs. BGSU (1995).....224
11. Arnold Smiley vs. Kent St. (1981)221
12. David Fluellen vs. WMU (2013)220
13. Wasean Tait vs. Ohio (1995)219
14. Chester Taylor vs. CMU (1999)218
15. Tony Harris vs. Villanova (1969)217
16. Adonis Thomas vs. WMU (2011).....216
17. David Fluellen vs. WMU (2012)213
18. Kelvin Farmer vs. Ohio (1986)210
19. Roland Moss vs. Richmond (1968)209
Chester Taylor vs. BGSU (1999)209
21. Mike Alston vs. Kent State (1977)208
22. Joe Schwartz vs. E. Carolina (1971)206
Emerson Cole vs. N.H. (1949)206
24. Troy Parker vs. N. Illinois (1990)205
Neil Trotter vs. Kent State (1990).....205
26. Dwayne Harris vs. CMU (1997)203
Chester Taylor vs. WMU (2001)203
Steve Cowan vs. NIU (1991)203
29. Wasean Tait vs. Akron (1995)202
30. Steve Morgan vs. BSU (1983).....201
31. Kelvin Farmer vs. EMU (1986).....200
David Fluellen vs. BSU (2012).....200

Rushing Attempts

1. Wasean Tait vs. Ohio (1995) 44
2. Wasean Tait vs. BGSU (1995).....41
3. Troy Parker vs. N. Illinois (1990)40
4. Steve Morgan vs. N. Illinois (1982)39
5. Kelvin Farmer vs. Ohio (1986)38
Chester Taylor vs. Navy (2001)38
Jalen Parmele vs. Ohio (2007)38
8. Kelvin Farmer vs. BGSU (1986).....37
Arnold Smiley vs. KSU (1981)37
Roland Moss vs. Richmond (1968)37

Average Yards Per Attempt (minimum 5 attempts)

1. Asa Jenkins vs. Davis & Elkins (1951)20.6
2. Tavares Bolden vs. CMU (1999).....19.2
3. Jim Hays vs. Wayne State (1950)17.6
4. Bob Halgas vs. Wayne State (1950)15.4
5. Emerson Cole vs. N. Dakota (1949)15.3
6. Adonis Thomas v.s NIU (2010)15.2
7. Tavares Bolden vs. Cinc. (2001).....14.1
8. Tony Harris vs. Villanova (1969).....12.8
Adonis Thomas vs. N. Hamp (2011).....12.8
10. Dwayne Harris vs. Akron (1995)12.2
John Schneider vs. Villanova (1967).....12.2

Longest Run From Scrimmage

1. Ben Tombaugh vs. Austin Peay (1988)..... 95
2. Jalen Parmele vs. Ball State (2006) 92
3. **Kareem Hunt vs. Bowling Green (2014) ..91**
4. Jim Gray vs. Bowling Green (1963)..... 88
5. Adonis Thomas vs. FIU (2010) 87
6. Morgan Williams vs. Miami (2008) 86
7. Willis Bell vs. CMU (1978)..... 84
8. Asa Jenkins vs. Davis & Elkins (1951) 83
9. Joe Schwartz vs. East Carolina (1971) 82
10. Joe Schwartz vs. BGSU (1971)..... 80
Ed Kaser vs. WMU (1956)..... 80

Longest Touchdown Run

1. Ben Tombaugh vs. Austin Peay (1988)..... 95
2. Jalen Parmele vs. Ball State (2006) 92
3. **Kareem Hunt vs. Bowling Green (2014) ..91**
4. Adonis Thomas vs. FIU (2010) 87
5. Morgan Williams vs. Miami (2008) 86

Rushing Yards By a Quarterback

1. Maurice Hall vs. BGSU (1979)142
2. Maurice Hall vs. Kent St. (1979)127
3. Maurice Hall vs. Kent St. (1978)127
4. Tavares Bolden vs. CMU (1999).....115
5. Jim Kelso vs. Ball State (1981)113
6. Aaron Opelt vs. Colorado (2009).....109
7. Kevin Meger vs. BGSU (1991)104
8. Chuck Ealey vs. Marshall (1969)101
Jeff Hepinstall vs. Ohio (1977)101
Maurice Hall vs. Ohio (1978)101
Jim Kelso vs. WMU (1980)101

Rushing Yards By a Duo

1. **K. Hunt/D. Jones-Moore (Jan., 2015) .. 374**
(Hunt-271, Jones-Moore 103; vs. Arkansas State)
2. M. Williams/A. Thomas (2008)370
(Williams-330, Thomas-40; vs. Miami)
3. McBeth/Mays (1994)340
(McBeth-304, Mays-36; vs. Akron)
4. Taylor/Bolden (1999).....333
(Taylor-218, Bolden-115; vs. CMU)
Smiley/Hall (1981)333
(Smiley-221, Hall-112; vs. Kent State)

Rushing Yards By a Freshman

1. Morgan Williams vs. Miami (2008)330
2. Troy Parker vs. NIU (1990).....205
3. **Kareem Hunt vs. Buffalo (2013) 186**
4. Skip McCulley vs. Marshall (1976)172
5. Kareem Hunt vs. EMU (2013).....168

Rushing Yards By a Sophomore

1. **Kareem Hunt (2014)..... 1,631**
2. Chester Taylor (1999) 1,176
3. Arnold Smiley (1981)..... 1,013
4. Trinity Dawson (2003).....999
5. Wasean Tait (1994)917

Rushing Yards By a Junior

1. Chester Taylor vs. NIU (2000)230
2. David Fluellen vs. Buffalo (2012).....228
3. Wasean Tait vs. BGSU (1995).....224
4. Wasean Tait vs. Ohio (1995)219
5. Tony Harris vs. Villanova (1969)217

Rushing Yards By a Senior

1. Casey McBeth vs. Akron (1994)304
2. Asa Jenkins vs. Davis & Elkins (1951) 289
3. Jalen Parmele vs. Ohio (2007)241
4. Emerson Cole vs. North Dakota (1949)230
5. David Fluellen vs. WMU (2013)220

Rushing Yards In a Half

1. Jalen Parmele vs. Ohio (2007/2nd) 194
2. Morgan Williams vs. Miami (2008/1st)..... 191
3. Wasean Tait vs. Akron (1995/1st)190
4. Chester Taylor vs. CMU (1999/1st).....177
5. Dwayne Harris vs. CMU (1997/1st)171



Kareem Hunt rushed for 265 yards vs. Bowling Green in 2014.

INDIVIDUAL RECORDS – PASSING

CAREER PASSING

Passing Yardage

- Bruce Gradkowski (2002-05)9,225
- Terrance Owens (2010-13)8,203
- Gene Swick (1972-75)7,266
- Ryan Huzjak (1993-96)6,926
- Aaron Opelt (2006-09)6,804
- Kevin Meger (1989-92)6,023
- Chris Wallace (1995-98)5,454
- Tavares Bolden (1999-2001)5,417
- Chuck Ealey (1969-71)5,275
- Jim Kelso (1980-83)4,773

Passing Attempts

- Bruce Gradkowski (2002-05)1,123
- Aaron Opelt (2006-09)1,074
- Ryan Huzjak (1993-96)1,067
- Terrance Owens (2010-13)1,061
- Gene Swick (1972-75)938
- Kevin Meger (1989-92)892
- Chris Wallace (1995-98)848
- Tavares Bolden (1999-2001)831
- A.J. Sager (1983-86)753
- Chuck Ealey (1969-71)697

Pass Completions

- Bruce Gradkowski (2002-05)766
- Terrance Owens (2010-13)679
- Aaron Opelt (2006-09)625
- Ryan Huzjak (1993-96)600
- Gene Swick (1972-75)556
- Tavares Bolden (1999-2001)498
- Kevin Meger (1989-92)465
- Chris Wallace (1995-98)454
- A.J. Sager (1983-86)391
- Chuck Ealey (1969-71)385

Pass Completion Percentage (minimum 400 attempts)

- Brian Jones (2001-02)68.9
- Bruce Gradkowski (2002-05)68.2
- Austin Dantin (2009-12)65.1
- Terrance Owens (2010-13)64.0
- Tavares Bolden (1999-2001)59.9
- Gene Swick (1972-75)59.3
- Aaron Opelt (2006-09)57.7
- Ryan Huzjak (1993-96)56.2
- Chuck Ealey (1969-71)55.2
- Chris Wallace (1995-97)54.7

Touchdown Passes

- Bruce Gradkowski (2002-05)85
- Terrance Owens (2010-13)63
- Ryan Huzjak (1993-96)52
- Aaron Opelt (2006-09)46
- Chuck Ealey (1969-71)45
- Chris Wallace (1995-97)44
- Gene Swick (1972-75)43
- Tavares Bolden (1998-2001)34
- Austin Dantin (2009-12)31
- Brian Jones (2001-02)26

Passes Had Intercepted

- Gene Swick (1972-75)44
- A.J. Sager (1983-86)39
- Jim Kelso (1980-83)36
- Kevin Meger (1989-92)34
- Ryan Huzjak (1993-96)31
- John Schneider (1965-67)30
- Chuck Ealey (1969-71)29
- Sam Tisci (1955-57)29
- Aaron Opelt (2006-09)29
- Bruce Gradkowski (2002-05)27

Passing Efficiency (Yds per att x 8.4) + (completion %) + (TD % x 3.3) - (Int. % x 2)

- Bruce Gradkowski (2002-05)157.40
- Brian Jones (2001-02)149.45
- Terrance Owens (2010-13)147.57
- Austin Dantin (2009-12)135.54
- Chuck Ealey (1969-71)131.79
- Gene Swick (1972-75)130.30
- Tavares Bolden (1999-2001)124.10

Passing Yards Per Attempt

- Bruce Gradkowski (2002-05)8.2
- Terrance Owens (2010-13)8.0
- Gene Swick (1972-75)7.7
- Chuck Ealey (1969-71)7.6
- Austin Dantin (2009-12)7.1
- Jim Kelso (1980-83)7.0
- Kevin Meger (1989-92)6.8
- Mark Melfi (1987-89)6.7
- Tavares Bolden (1999-2001)6.7
- Tim Kubiak (1992-94)6.6

Touchdown Pass Percentage

- Bruce Gradkowski (2002-05)7.5%
- Chuck Ealey (1969-71)6.5%
- Terrance Owens (2010-13)6.1%
- Maurice Hall (1978-81)5.3%
- Austin Dantin (2009-12)5.3%

Pass Interception Avoidance

- Tavares Bolden (1998-2001)2.0%
- Terrance Owens (2010-13)2.2%
- Chris Wallace (1995-98)2.2%
- Bruce Gradkowski (2002-05)2.4%
- Brian Jones (2001-02)2.6%

300-Yard Passing Games

- Bruce Gradkowski (2002-05)9
- Aaron Opelt (2006-09)7
- Brian Jones (2001-02)5
- Gene Swick (1972-75)4
- Terrance Owens (2010-13)4

SEASON PASSING

Passing Yardage

- Bruce Gradkowski (2004)3,518
- Brian Jones (2002)3,446
- Bruce Gradkowski (2003)3,210
- Chris Wallace (1997)2,955
- Terrance Owens (2012)2,705
- Gene Swick (1975)2,487
- Chris Wallace (1998)2,476
- Bruce Gradkowski (2005)2,469
- Tavares Bolden (2001)2,466
- Logan Woodside (2014)2,263**

Passes Attempted

- Chris Wallace (1997)433
- Brian Jones (2002)423
- Chris Wallace (1998)400
- Bruce Gradkowski (2004)399
- Bruce Gradkowski (2003)389
- Aaron Opelt (2008)376
- Terrance Owens (2012)350
- Ryan Huzjak (1996)332
- Bruce Gradkowski (2005)332
- Tavares Bolden (2001)319

Passes Completed

- Brian Jones (2002)297
- Bruce Gradkowski (2004)280
- Bruce Gradkowski (2003)277
- Chris Wallace (1997)232
- Aaron Opelt (2008)225
- Chris Wallace (1998)219
- Terrance Owens (2012)215
- Tavares Bolden (2001)214
- Bruce Gradkowski (2005)207
- Terrance Owens (2013)191

Pass Completion Percentage

- Terrance Owens (2011)72.2%
- Bruce Gradkowski (2003)71.2%
- Brian Jones (2002)70.2%
- Bruce Gradkowski (2004)70.2%
- Tavares Bolden (2001)67.1%
- Austin Dantin (2010)66.1%
- Lee Pete (1947)65.2%
- Austin Dantin (2011)64.9%
- Logan Woodside (2014)62.5%**
- Bruce Gradkowski (2005)62.3%



Bruce Gradkowski finished his career as the all-time leading passer at Toledo with 9,225 yards.

INDIVIDUAL RECORDS – PASSING

Touchdown Passes

1. Bruce Gradkowski (2003).....	29
Bruce Gradkowski (2005).....	29
3. Bruce Gradkowski (2004).....	27
Chris Wallace (1997).....	27
5. Brian Jones (2002).....	23
6. Logan Woodside (2014).....	19
7. Terrance Owens (2011).....	18
Terrance Owens (2013).....	18
9. Ryan Huzjak (1994).....	17
Chris Wallace (1998).....	17
Chuck Ealey (1970).....	17

Passes Had Intercepted

1. Bob Aubry (1950).....	18
2. Gene Swick (1973).....	17
3. A. J. Sager (1984).....	16
4. Mark Melfi (1989).....	15
Dennis Wilkie (1959).....	15
6. Jim Kelso (1982).....	14
John Schneider (1966).....	14
8. Kevin Meger (1991).....	13
Jeff Heppinstall (1976).....	13
Gene Swick (1974).....	13
Chuck Ealey (1971).....	13
Dan Simrell (1964).....	13

Passing Efficiency

(Yds per att x 8.4) + (completion %) + (TD % x 3.3) - (Int. % x 2)

1. Terrance Owens (2011).....	169.2
2. Bruce Gradkowski (2004).....	162.6
3. Bruce Gradkowski (2003).....	161.5
4. Brian Jones (2002).....	152.3
5. Austin Dantin (2011).....	149.7

Passing Yards Per Attempt

1. Terrance Owens (2011).....	8.8
2. Bruce Gradkowski (2004).....	8.5
3. Bruce Gradkowski (2003).....	8.2
Chuck Ealey (1969).....	8.2
5. Gene Swick (1975).....	8.1
Brian Jones (2002).....	8.1
Terrance Owens (2012).....	8.1
8. Tavares Bolden (2001).....	7.7
9. Gene Swick (1974).....	7.8
10. Chuck Ealey (1971).....	7.7
Aaron Opelt (2009).....	7.7

Touchdown Pass Percentage (minimum 100 attempts)

1. Bruce Gradkowski (2005).....	8.7%
2. Austin Dantin (2011).....	8.0%
3. Terrance Owens (2010).....	7.9%
4. Terrance Owens (2011).....	7.8%
5. Bruce Gradkowski (2003).....	7.5%
6. Chuck Ealey (1969).....	7.4%
7. Bruce Gradkowski (2004).....	6.8%
8. Chuck Ealey (1971).....	6.3%
9. Chris Wallace (1997).....	6.2%
10. Aaron Opelt (2009).....	6.1%

Pass Interception Avoidance

1. Terrance Owens (2011).....	1.3%
2. Tavares Bolden (2000).....	1.4%
3. Bruce Gradkowski (2003).....	1.8%
4. Tavares Bolden (2001).....	1.9%
Ryan Huzjak (1995).....	1.9%
Bruce Gradkowski (2004).....	1.9%
Aaron Opelt (2008).....	1.9%

GAME PASSING

Passing Yardage

1. Bruce Gradkowski vs. Pitt (2003).....	461
2. Bruce Gradkowski vs. BSU(2004).....	455
3. B. Gradkowski vs. Buffalo (2003).....	435
4. Aaron Opelt vs. Purdue (2009).....	423
5. Terrance Owens vs. EMU (2012).....	401
6. Aaron Opelt vs. N. Illinois (2007).....	387
7. Jim Kelso vs. Wisconsin (1982).....	382
8. Chuck Ealey vs. W. Michigan (1971).....	381
9. Tavares Bolden vs. Ohio (2001).....	374
10. Clint Cochran vs. Iowa St. (2006).....	367

Passes Attempted

1. Aaron Opelt vs Purdue (2009).....	67
2. Bruce Gradkowski vs Pitt (2003).....	62
3. Chris Wallace vs. Marshall (1998).....	54
4. Tavares Bolden vs. Marshall (1999).....	53
5. Kevin Meger vs. Purdue (1992).....	52
Aaron Opelt vs. CMU (2006).....	52
7. B. Gradkowski vs. Syracuse (2003).....	50
Tavares Bolden vs. WMU (2000).....	50
Aaron Opelt vs. Michigan (2008).....	50
10. Clint Cochran vs. Iowa St. (2006).....	49

Passes Completed

1. Bruce Gradkowski vs. Pitt (2003).....	49
2. Aaron Opelt vs. Purdue (2009).....	41
3. Clint Cochran vs. Iowa State (2006).....	39
4. Bruce Gradkowski vs. BSU (2003).....	33
Kevin Meger vs. Purdue (1992).....	33
Aaron Opelt vs. Michigan (2008).....	33
7. B. Gradkowski vs. Syracuse (2003).....	31
Tavares Bolden vs. Ohio (2001).....	31
Brian Jones vs. Pittsburgh (2002).....	31
Aaron Opelt vs. CMU (2006).....	31

Touchdown Passes

1. Bruce Gradkowski vs. Buff. (2003).....	6
Bruce Gradkowski vs. BSU (2004).....	6
3. Logan Woodside vs. EMU (2014).....	5
Chris Wallace vs. BGSU (1997).....	5
Chris Wallace vs. WMU (1998).....	5
Bruce Gradkowski vs. UTEP (2005).....	5
Aaron Opelt vs. Ball State (2009).....	5
Austin Dantin vs. NIU (2011).....	5
Austin Dantin vs. Akron (2012).....	5

Pass Completion Percentage (minimum 10 attempts)

1. Terrance Owens vs. EMU (2011).....	92.4 (13-14)
2. B. Gradkowski vs. Buffalo (2003).....	92.0 (23-25)
3. Bruce Gradkowski vs. NIU (2003).....	88.8 (24-27)
4. B. Gradkowski vs. Liberty (2003).....	87.5 (14-16)
Austin Dantin vs. EMU (2011).....	87.5 (14-16)
6. Ryan Huzjak vs. Kent State (1994).....	86.7 (13-15)
Gene Swick vs. Dayton (1974).....	86.7 (13-15)
8. Bob Aubry vs. Wayne St. (1950).....	85.7 (12-14)
Austin Dantin vs. Temple (2011).....	85.7 (12-14)
10. B. Gradkowski vs. WMU (2004).....	85.2 (23-27)

Longest Pass Completion

1. Bruce Gradkowski to Kenny Higgins.....	96
(vs. Ball State, 2004)	
2. Mark Melfi to Jerry Evans.....	92
(vs. Central Michigan, 1987)	
3. Logan Woodside to Kishon Wilcher	89
(vs. Eastern Michigan, 2014)	
4. Tavares Bolden to Mel Long.....	87
(vs. Marshall, 1999)	
5. Chris Wallace to Ray Curry.....	86
(vs. Miami, 1997)	
Lee Pete to Dave Hamlar.....	86
(vs. Canisius, 1947)	

Longest Touchdown Pass

1. Bruce Gradkowski to Kenny Higgins.....	96
(vs. Ball State, 2004)	
2. Mark Melfi to Jerry Evans.....	92
(vs. Central Michigan, 1987)	
3. Logan Woodside to Kishon Wilcher	89
(vs. Eastern Michigan, 2014)	
4. Chris Wallace to Ray Curry.....	86
(vs. Miami, 1997)	
Lee Pete to Dave Hamlar.....	86
(vs. Canisius, 1947)	

Passing Yards In a Half

1. Bruce Gradkowski vs. BSU (2004/1st).....	341
2. Aaron Opelt vs. NIU (2007/1st).....	296
3. B. Gradkowski vs. EMU (2003/1st).....	289
4. B. Gradkowski vs. WMU(2009/1st).....	277
B. Gradkowski vs. Buffalo (2003/1st).....	277

Passes Completed In a Half

1. Bruce Gradkowski vs. Pitt (2003/2nd).....	30
2. B. Gradkowski vs. EMU (2003/1st).....	23
3. Aaron Opelt vs. Purdue (2009/1st).....	22
B. Gradkowski vs. BSU (2003/2nd).....	22
5. B. Gradkowski vs. WMU (2005/1st).....	20



Gene Swick, here receiving a silver "Award of Distinction" from Johnny Unitas at the 1975 Columbus Touchdown Club Dinner, set a then-NCAA record with 7,266 yards passing from 1972-75.

INDIVIDUAL RECORDS - RECEIVING

CAREER RECEIVING

Receptions

1. Eric Page (2009-11).....	306
2. Stephen Williams (2006-09).....	229
3. Lance Moore (2001-04).....	222
4. Steve Odom (2003-06).....	216
5. Bernard Reedy (2010-13).....	195
6. Donta` Greene (1999-2002).....	188
7. Nick Moore (2005-08).....	182
8. Mel Long (1997-2000).....	175
9. Don Fair (1969-71).....	171
10. Alonzo Russell (2012-present).....	166
11. Carl Ford (1999-2002).....	149
12. Brock Kreitzburg (1995-98).....	134
13. Rick Isaiah (1987-90).....	126
14. John Ross (1972-74).....	124
15. Henry Burch (1964-66).....	121

Receiving Yards

1. Eric Page (2009-11).....	3,446
2. Stephen Williams (2006-09).....	3,102
3. Lance Moore (2001-04).....	2,776
4. Bernard Reedy (2010-2013).....	2,743
5. Steve Odom (2003-06).....	2,631
6. Alonzo Russell (2012-present).....	2,458
7. Don Fair (1969-71).....	2,191
8. Mel Long (1997-2000).....	2,188
9. Nick Moore (2005-08).....	2,045
10. Donta` Greene (1999-2002).....	1,979
11. Carl Ford (1999-2002).....	1,966
12. Rick Isaiah (1987-90).....	1,939

Touchdown Receptions

1. Lance Moore (2001-04).....	25
Eric Page (2009-11).....	25
3. Bernard Reedy (2010-13).....	23
4. Mel Long, Jr. (1997-2000).....	21
Stephen Williams (2006-09).....	21
6. Steve Odom (2003-06).....	19
Alonzo Russell (2012-present).....	19
8. Andrew Clarke (2001-05).....	18
9. Don Seymour (1972-74).....	17
Carl Ford (1999-2002).....	17

Yards Per Reception Average (minimum 50 receptions)

1. Butch Hunyadi (1978-81).....	20.2
2. Scott Resseguie (1973-76).....	17.3
3. Capus Robinson (1980-83).....	17.0
4. Al Baker (1969-71).....	16.6
5. Don Seymour (1972-74).....	16.1
6. Romauldo Brown (1988-90).....	16.0
7. Eric Hutchinson (1984-87).....	15.5
8. Randy Whately (1973-74).....	15.4
9. Alonzo Russell (2012-present).....	14.8
10. Tom Boyd (1991-94).....	14.0

Consecutive Games With a Reception

1. Steve Odom (2003-06).....	49
2. Mel Long (1997-2000).....	46
3. Eric Page (2009-11).....	38
Bernard Reedy (2010-13).....	38
Alonzo Russell (2012-present).....	38

Receptions By a Running Back

1. David Fluellen (2010-13).....	80
2. Steve Morgan (1981-84).....	79
3. Wasean Tait (1993-98).....	76
4. Trinity Dawson (2002-05).....	69
5. Casey McBeth (1991-94).....	63
Morgan Williams (2008-11).....	63
Adonis Thomas (2008-11).....	63
8. Chester Taylor (1998-2001).....	61
9. John Perry (1986-88).....	58
10. Roland Moss (1966-68).....	56

Receptions By a Tight End

1. Jerry Evans (1987-90).....	114
Chris Hopkins (2004-07).....	114
3. Don Seymour (1972-74).....	109
4. Chris Holmes (2001-04).....	87
5. Andrew Clarke (2001-03).....	80
6. Mike Bilik (1997-99).....	75
7. Steve Rosi (1992-95).....	72
Al Baker (1969-71).....	72
9. John Allen (2005-08).....	70
10. Toreze Franklin (1975-76).....	58

SEASON RECEIVING

Receptions

1. Eric Page (2011).....	125
2. Lance Moore (2003).....	103
3. Eric Page (2010).....	99
4. Lance Moore (2004).....	90
5. Bernard Reedy (2012).....	88
6. Eric Page (2009).....	82
7. Don Fair (1970).....	81
8. Carl Ford (2002).....	79
Stephen Williams (2009).....	79
10. Nick Moore (2008).....	78
11. John Ross (1974).....	77
12. Stephen Williams (2007).....	73
13. Stephen Williams (2008).....	71
14. Corey Jones (2014).....	68
15. Donta` Greene (2001).....	64
16. Donta` Greene (2002).....	63
17. Steve Calabrese (1972).....	62
Steve Odom (2003).....	62
Bernard Reedy (2013).....	62

Receiving Yards

1. Lance Moore (2003).....	1,194
2. Lance Moore (2004).....	1,189
3. Eric Page (2011).....	1,182
4. Stephen Williams (2007).....	1,169
5. Eric Page (2009).....	1,159
6. Bernard Reedy (2012).....	1,113
7. Eric Page (2010).....	1,105
8. Stephen Williams (2009).....	1,065
9. Carl Ford (2002).....	1,062
10. Alonzo Russell (2012).....	960

Touchdown Receptions

1. Lance Moore (2004).....	14
2. Eric Page (2011).....	10
3. Lance Moore (2003).....	9
Don Seymour (1973).....	9
Carl Ford (2002).....	9
Bernard Reedy (2011).....	9
7. Alonzo Russell (2014).....	8
Andrew Clarke (2003).....	8



Lance Moore holds the UT record for most receiving yards and TD receptions in a season.

Chuck Hardy (1948).....	8
Don Seymour (1974).....	8
Tom Boyd (1994).....	8
Nick Moore (2007).....	8
Stephen Williams (2008).....	8
Eric Page (2010).....	8
Bernard Reedy (2013).....	8
Alonzo Russell (2104).....	8

Yards Per Reception Average (minimum 10 receptions)

1. Rod Achter (1980 - 269y/10r).....	26.9
2. Butch Hunyadi (1978 - 494y/19r).....	26.0
3. Rod Achter (1981 - 361y/14r).....	25.7
4. C. Robinson (1981 - 254y/10r).....	25.4
5. Tyrone Brown (1993 - 303y/12r).....	25.3
Bob Smith (1959 - 455y/18r).....	25.3
7. Glyn Smith (1971 - 466y/19r).....	24.5
8. Gene Cook (1955 - 230y/10r).....	23.0
9. Al Baker (1969 - 435y/21r).....	20.7
10. Butch Hunyadi (1980 - 241y/12r).....	20.1

Receptions By a Running Back

1. Steve Morgan (1984).....	36
2. David Fluellen (2012).....	32
3. Adonis Thomas (2011).....	31
Adonis Thomas (2010).....	31
5. Casey McBeth (1994).....	30
6. John Perry (1987).....	29
7. Scooter McDougale (2004).....	28
8. David Fluellen (2013).....	27
9. Chester Taylor (2001).....	26
10. Wasean Tait (1995).....	25

Receptions By a Tight End

1. Chris Hopkins (2006).....	54
2. Steve Rosi (1995).....	44
Don Seymour (1973).....	44
4. Jerry Evans (1989).....	43
Don Seymour (1974).....	43
6. Mike Bilik (1998).....	39
7. Jerry Evans (1990).....	38
8. Andrew Clarke (2002).....	37
9. Chris Holmes (2004).....	36
10. Andrew Clarke (2003).....	35

INDIVIDUAL RECORDS - RECEIVING

Receiving Yards By a Senior

1. Lance Moore (2004)..... 1189
2. Stephen Williams (2009)..... 1065
3. Carl Ford (2002)..... 1062
4. Bernard Reedy (2013)..... 840
5. Nick Moore (2008)..... 779

Receiving Yards by a Junior

1. Lance Moore (2003)..... 1194
2. Eric Page (2011)..... 1182
3. Bernard Reedy (2012)..... 1113
4. Stephen Williams (2008)..... 781
5. **Alonzo Russell (2014)..... 770**

Receiving Yards by a Sophomore

1. Stephen Williams (2007)..... 1169
2. Eric Page (2010)..... 1105
3. **Corey Jones (2014)..... 842**
4. Steve Odom (2003)..... 838
5. Bernard Reedy (2011)..... 758

Receiving Yards by a Freshman

1. Eric Page (2009)..... 1159
2. **Alonzo Russell (2012)..... 960**
3. Donta Greene (1999)..... 349
4. Nick Moore (2005)..... 335
5. Lance Moore (2001)..... 309

GAME RECEIVING

Receptions

1. Nick Moore vs. Michigan (2008)..... 20
2. Eric Page vs. Ball State (2011)..... 16
3. Lance Moore vs. Pittsburgh (2003)..... 15
4. Stephen Williams vs. Buffalo (2007)..... 15
5. Stephen Williams vs. Purdue (2009)..... 15
6. John Ross vs. Tampa (1974)..... 14
7. Eric Page vs. Kent State (2010)..... 14
8. Eric Page vs. Syracuse (2011)..... 14
9. Lance Moore vs. CMU (2003)..... 13
10. Jeff Calabrese vs. Miami (1972)..... 13
11. Marcus Goodwin vs. Purdue (1992)..... 13
12. Chris Hopkins vs. Iowa St. (2006)..... 13
13. Eric Page vs. Air Force (2011)..... 13
14. Bernard Reedy vs. Ball St. (2013)..... 13

Receiving Yards

1. Bernard Reedy vs. EMU (2012)..... 237
2. Kenny Higgins vs. BSU (2004)..... 233
3. Stephen Williams vs. BSU (2009)..... 231
4. Jeff Calabrese vs. Miami (1972)..... 203
5. Stephen William vs. Purdue (2009)..... 185
6. Lance Moore vs. Buffalo (2003)..... 195
7. Jeff Hepinstall vs. W. Carolina (1975)..... 181
8. Capus Robinson vs. KSU (1983)..... 181
9. James Spriggs vs. Ohio (1996)..... 176
10. Stephen Williams vs. Buffalo (2007)..... 172

Touchdown Receptions

1. Eric Page vs. NIU (2011)..... 5
2. Lance Moore vs. Buffalo (2003)..... 3
3. Kenny Higgins vs. BSU (2004)..... 3
4. Lance Moore vs. WMU (2004)..... 3
5. Chris Hopkins vs. Iowa State (2006)..... 3
6. Nick Moore vs. N. Illinois (2007)..... 3
7. Bernard Reedy vs. Air Force (2011)..... 3

Shortest Time Between Touchdown Receptions

1. Mel Long vs. WMU (1998)..... 25 sec.

Yards Per Reception Average (minimum 100 yards)

1. Scott Resseguie vs. KSU (1975)..... 53.0 (2-106)
2. Eric Page vs. Colorado (2009)..... 46.0 (3-138)
3. Butch Hunyadi vs. BGSU (1978)..... 42.7 (3-128)
4. Al Baker vs. Ohio (1969)..... 40.0 (4-160)
5. Jim Seymour vs. CMU (1973)..... 39.3 (3-118)
6. Rod Achter vs. WMU (1981)..... 37.3 (3-112)
7. Henry Burch vs. Villanova (1966)..... 37.3 (3-112)
8. James Thibert vs. S. Dak. St. (1962)..... 36.7 (3-110)
9. Glyn Smith vs. WMU (1971)..... 36.3 (3-109)
10. Capus Robinson vs. BSU (1982)..... 34.0 (4-136)

Longest Reception

1. Kenny Higgins from Bruce Gradkowski 96 (vs. Ball State, 2004)
2. Jerry Evans from Mark Melfi 92 (vs. Central Michigan, 1987)
3. **Kishon Wilcher from Logan Woodside .. 89 (vs. Eastern Michigan, 2014)**
4. Mel Long from Tavares Bolden 87 (vs. Marshall, 1999)
5. Ray Curry from Chris Wallace 86 (vs. Miami, 1997)
6. Dave Hamlar from Lee Pete 86 (vs. Canisius, 1947)

Longest Touchdown Reception

1. Kenny Higgins from Bruce Gradkowski 96 (vs. Ball State, 2004)
2. Jerry Evans from Mark Melfi 92 (vs. Central Michigan, 1987)
3. **Kishon Wilcher from Logan Woodside .. 89 (vs. Eastern Michigan, 2014)**
4. Ray Curry from Chris Wallace 86 (vs. Miami, 1997)
5. Dave Hamlar from Lee Pete 86 (vs. Canisius, 1947)

Receptions by a Running Back

1. David Fluellen vs. Missouri (2013)..... 10
2. Kelvin Farmer vs. Wichita St. (1985)..... 7
3. Eddie Harris vs. EMU (1985)..... 7
4. Steve Morgan vs. Ohio (1984)..... 7
5. 13 tied with 6

Receiving Yards By a Running Back

1. David Fluellen vs. Missouri (2013)..... 100
2. Adonis Thomas vs. BGSU (2010)..... 72
3. Lyle Green vs. Marshall (1999)..... 69
4. Adonis Thomas vs. EMU (2010)..... 68
5. Lyle Green vs. Ball State (1998)..... 65

Receptions by a Tight End

1. Chris Hopkins vs. Iowa State (2006)..... 13
2. Chris Hopkins vs. CMU (2006)..... 13
3. Tozere Franklin vs. CMU (1975)..... 13
4. Jerry Evans vs. NIU (1989)..... 10
5. Chris Holmes vs. NIU (2004)..... 9
6. Rick Wasserman vs. Ball St. (1976)..... 9

Receiving Yards By a Tight End

1. Chris Hopkins vs. Iowa St. (2006)..... 139
2. Jerry Evans vs. NIU (1989)..... 116
3. Chris Hopkins vs. WMU (2006)..... 100

4. Mike Bilik vs. BGSU (1997)..... 94
5. John Allen vs. Fresno State (2008)..... 93

Receiving Yards By a Senior

1. Stephen Williams vs. BSU (2009)..... 231
2. Stephen Williams vs. Purdue (2009)..... 185
3. James Spriggs vs. Ohio (1996)..... 176
4. Marcus Goodwin vs. CMU (1992)..... 154
5. Vince Marrow vs. Ohio (1991)..... 152

Receiving Yards by a Junior

1. Bernard Reedy vs. EMU (2012)..... 237
2. Eric Page vs. Syracuse (2011)..... 168
3. Brock Kreitzburg vs. EMU (1997)..... 159
4. Mel Long vs. Marshall (1999)..... 154
5. Eric Page vs. NIU (2011)..... 149

Receiving Yards by a Sophomore

1. Stephen Williams vs. Buffalo (2007)..... 172
2. Stephen Williams vs. CMU (2007)..... 157
3. Stephen Williams vs. EMU (2007)..... 150
4. **Alonzo Russell vs. BSU (2013)..... 147**
5. Eric Page vs. CMU (2010)..... 127

Receiving Yards by a Freshman

1. **Alonzo Russell vs. BGSU (2012)..... 152**
Eric Page vs. BSU (2009)..... 152
3. **Alonzo Russell vs. Akron (2012)..... 139**
4. Eric Page vs. Colorado (2009)..... 138
5. Eric Page vs. BGSU (2009)..... 132

Receptions In a Half

1. Eric Page vs. Ball St. (2011/1st)..... 11
2. Eric Page vs. Kent St. (2010/1st)..... 10
3. Stephen Williams vs. Purdue (2009/1st)..... 10
4. Nick Moore vs. Michigan (2008/1st, 2nd)..... 10



Eric Page is Toledo's all-time leader in career receptions and receiving yards and is tied for most touchdown catches.

INDIVIDUAL RECORDS – SCORING/OFFENSE

CAREER SCORING

Points Scored

- Chester Taylor (1998-2001).....366
- Jeremiah Detmer (2011-14).....340
- Todd France (1998-2001).....337
- Jason Robbins (2002-05).....325
- Rusty Hanna (1989-92).....298

Touchdowns

- Chester Taylor (1998-2001)..... 61
- Joe Schwartz (1970-72).....42
- Wasean Tait (1993-98).....40
- Roland Moss (1966-68).....36
- Trinity Dawson (2002-05).....36

Touchdowns By Rushing

- Chester Taylor (1998-2001)..... 56
- Wasean Tait (1993-98).....38
- Joe Schwartz (1970-72).....35
- Roland Moss (1966-68).....32
- Emerson Cole (1947-49).....31

Touchdowns By Receiving

- Lance Moore (2001-04).....25
- Eric Page (2009-11).....25
- Bernard Reedy (2010-13).....23
- Mel Long, Jr. (1997-2000).....21
- Stephen Williams (2006-09).....21
- Steve Odom (2003-06).....19
- Andrew Clarke (2001-05).....18
- Don Seymour (1972-74).....17
- Carl Ford (1999-2002).....17
- Don Fair (1969-71).....13
- Chris Hopkins (2004-07).....13
- Nick Moore (2005-08).....13

Points Scored By Kicking

- Jeremiah Detmer (2011-14).....340
- Todd France (1998-2001).....331
- Jason Robbins (2002-05).....325
- Rusty Hanna (1989-92).....298
- Alex Steigerwald (2006-09).....287

SEASON SCORING

Touchdowns

- Chester Taylor (2001).....24
- Wasean Tait (1995).....24
- Joe Schwartz (1971).....20
- Chester Taylor (2000).....19
- Roland Moss (1967).....16
- Kelvin Farmer (1986).....16
- Jalen Parmele (2007).....16
- Kareem Hunt (2014).....16**

Rushing Touchdowns

- Wasean Tait (1995).....24
- Chester Taylor (2001).....21
- Chester Taylor (2000).....18
- Joe Schwartz (1971).....18
- Kelvin Farmer (1986).....16
- Kareem Hunt (2014).....16**

Points Scored

- Chester Taylor (2001).....144
- Wasean Tait (1995).....144
- Joe Schwartz (1971).....120
- Chester Taylor (2000).....114
- Jeremiah Detmer (2013).....101

Points By Kicking

- Jeremiah Detmer (2013).....101
- Ryan Casano (2011).....96
- Jeremiah Detmer (2014).....95
- Todd France (2000).....94
- Jason Robbins (2002).....93
- Jason Robbins (2005).....93

GAME SCORING

Points

- Casey McBeth vs. Akron (1994).....32
- Kareem Hunt vs. Ark St. (2014).....30
- Gib Stick vs. Findlay (1923).....30
- Joe Schwartz vs. Kent State (1971).....30
- Chester Taylor vs. CMU (2001).....30
- Eric Page vs. NIU (2011).....30

Kareem Hunt vs. Arkansas St. (2015) ... 30

Touchdowns

- Gib Stick vs. Findlay (1923).....5
- Joe Schwartz vs. Kent State (1971).....5
- Casey McBeth vs. Akron (1994).....5
- Chester Taylor vs. CMU (2001).....5
- Eric Page vs. NIU (2011).....5

Kareem Hunt vs. Arkansas St. (2015)... 5

Rushing Touchdowns

- Gib Stick vs. Findlay (1923).....5
- Joe Schwartz vs. Kent State (1971).....5
- Kareem Hunt vs. Arkansas St. (2015)... 5**

Touchdowns Responsible For

- Bruce Gradkowski vs. Buffalo (2003).....6
- Bruce Gradkowski vs. BSU (2004).....6
- Aaron Opelt vs. Colorado (2009).....6

Touchdowns In a Half

26 Rockets have scored three touchdowns in a half. Most recent was Kareem Hunt vs. Arkansas State, 1-4-15.

CAREER ALL-PURPOSE

All-Purpose Yardage

- Eric Page (2009-11).....6,047
- Chester Taylor (1998-2001).....5,437
- Wasean Tait (1993-98).....5,308
- Bernard Reedy (2010-13).....5,013
- Lance Moore (2001-04).....4,146

SEASON ALL-PURPOSE

All-Purpose Yardage

- Wasean Tait (1995).....2,326
- Bernard Reedy (2012).....2,271
- Eric Page (2011).....2,244
- Jalen Parmele (2007).....2,228
- Eric Page (2010).....2,035

GAME ALL-PURPOSE

All-Purpose Yardage

- Bernard Reedy vs. EMU (2012).....407
- Casey McBeth vs. Akron (1994).....370
- Jalen Parmele vs. Ohio (2007).....341
- Morgan Williams vs. Miami (2008).....330
- Adonis Thomas vs. WMU (2011).....293

CAREER TOTAL OFFENSE

Total Plays

- Gene Swick (1972-75).....1,569
- Ryan Huzjak (1993-96).....1,532
- Bruce Gradkowski (2002-05).....1,371
- Aaron Opelt (2006-09).....1,274
- Kevin Meger (1989-92).....1,231

Total Offense

- Bruce Gradkowski (2002-05).....10,243
- Ryan Huzjak (1993-96).....8,465
- Gene Swick (1972-75).....8,083
- Aaron Opelt (2006-09).....7,341
- Kevin Meger (1989-92).....7,184

Touchdowns Responsible For

- Bruce Gradkowski (2002-05).....99
- Ryan Huzjak (1993-96).....67
- Chester Taylor (1998-2001).....63
- Aaron Opelt (2006-09).....63
- Gene Swick (1972-75).....62

SEASON TOTAL OFFENSE

Total Plays

- Chris Wallace (1997).....531
- Gene Swick (1973).....520
- Brian Jones (2002).....508
- Gene Swick (1974).....493
- Chris Wallace (1998).....493

Touchdowns Responsible For

- Bruce Gradkowski (2004).....36
- Bruce Gradkowski (2005).....33
- Bruce Gradkowski (2003).....30
- Chris Wallace (1997).....29
- Brian Jones (2002).....28

Total Offense

- Brian Jones (2002).....3,860
- Bruce Gradkowski (2003).....3,714
- Bruce Gradkowski (2004).....3,709
- Chris Wallace (1997).....3,181
- Terrance Owens (2012).....3,100

GAME TOTAL OFFENSE

Total Plays

- Aaron Opelt vs. Purdue (2009).....71
- Bruce Gradkowski vs. Pitt (2003).....67
- Gene Swick vs. Kent (1973).....67
- Tavares Bolden vs. Marshall (1999).....63
- Chris Wallace vs. Marshall (1998).....62

Total Offense

- Bruce Gradkowski vs. Pitt (2003).....489
- Bruce Gradkowski vs. Buffalo (2003).....475
- Aaron Opelt vs. Purdue (2009).....446
- Terrance Owens vs. EMU (2012).....429
- Tavares Bolden vs. Ohio (2001).....400

INDIVIDUAL RECORDS – RETURNS

CAREER PUNT RETURNS

Punt Returns

1. Eddie Harris (1982-85)	88
2. Jameel Turner (1996-99).....	83
3. Steve Banks (1970-71)	65
4. Scott Alexander (1977-79)	60
5. Donta` Greene (1999-2002)	50

Punt Return Yardage

1. Donta` Greene (1999-2002)	712
2. Jameel Turner (1996-99).....	657
3. Eddie Harris (1982-85).....	625
4. Dan Crockett (1968-69)	451
5. Lance Moore (2001-04).....	399

Punts Returned For a Touchdown

1. Mace Freeman (1995-98)	2
Donta` Greene (1999-2002)	2
Paul Dye (2000-02)	2
Lance Moore (2001-04).....	2

SEASON PUNT RETURNS

Punt Returns

1. Steve Banks (1971)	37
2. Mike Slater (1976).....	31
Jameel Turner (1997)	31
4. Dan Crockett (1969).....	30
Donta` Greene (2002).....	30

Punt Return Yardage

1. Donta` Greene (2002).....	443
2. Jameel Turner (1997).....	321
3. Pete Kramer (1967).....	309
4. Dan Crockett (1969).....	268
5. Lance Moore (2003).....	219

Punts Returned For a Touchdown

1. Paul Dye (2000).....	2
-------------------------	---

GAME PUNT RETURNS

Punt Returns

1. Steve Banks vs. Marshall (1971)	10
2. Dan Crockett vs. BGSU (1968).....	8
Jameel Turner vs. Akron (1997).....	8
4. Steve Banks vs. Marshall (1970)	7
Scott Alexander vs. N. Illinois (1978)	7
Marcus Goodwin vs. Miami (1992).....	7

Punt Return Yardage

1. Jim Gray vs. Dayton (1963)	115
2. Donta` Greene vs. WMU (2002).....	113
3. Donta` Greene vs. BGSU (2002)	109
4. Jameel Turner vs. Akron (1997).....	98
Eric Page vs. EMU (2011).....	98

Longest Punt Return

1. Jim Gray vs. Dayton (1963)	98
2. Jim Hays vs. Springfield-MA (1949)	90
3. Lance Moore vs. CMU (2004)	89
4. Jim Purtil vs. Davis & Elkins (1951).....	85
Eric Page vs. EMU (2011).....	85

CAREER KICKOFF RETURNS

Kickoff Returns

1. Eddie Harris (1982-85)	80
Eric Page (2009-2011).....	80
3. Donta` Greene (1999-2002)	60
4. Renza Hughly (1986-87)	54
5. Richard Davis (2005-06).....	49

Kickoff Return Average

1. Eric Page (2009-11).....	27.3
2. Bernard Reedy (2010-13).....	24.7
3. Ainsworth Morgan (1990-93)	23.1
4. Richard Davis (2005-06).....	22.2
5. Renza Hughly (1986-87).....	21.0

Kickoffs Returned For a Touchdown

1. Eric Page (2010)	4
2. Bernard Reedy (2010-13)	3
3. Lance Moore (2001-04)	2

SEASON KICKOFF RETURNS

Kickoff Returns

1. Donta` Greene (2002).....	36
2. Eric Page (2011)	34
3. Richard Davis (2006)	32
Bernard Reedy (2012).....	32
5. Bernard Reedy (2013).....	31

Kickoff Return Average

1. Eric Page (2010)	31.1
2. Bernard Reedy (2012).....	27.7
3. Eric Page (2009)	25.4
4. Eric Page (2011)	25.2
5. Ainsworth Morgan (1993).....	24.6

Kickoffs Returned For a Touchdown

1. Eric Page (2010)	3
Bernard Reedy (2012)	3

GAME KICKOFF RETURNS

Kickoff Returns

1. Steve Banks vs. Marshall (1970)	7
2. Kishon Wilcher vs. ISU (2014).....	6
Willie Loper vs. Tulsa (1964).....	6
Eric Page vs. Boise State (2011).....	6
4. Twelve players tied.....	5

Kickoff Return Yardage

1. Eric Page vs. CMU (2010)	215
2. Bernard Reedy vs. EMU (2012)	170
3. Eric Page vs. NIU (2010).....	160
4. Eric Page vs. Air Force (2011)	153
5. Willie Loper vs. Miami (1964).....	150

Longest Kickoff Return

1. Chuck Hardy vs. John Carroll (1948).....	100
2. Eric Page vs. CMU (2010).....	99
3. Francis Maher vs. Wayne St. (1938).....	95
Eric Page vs. CMU (2010).....	95
5. Francis Maher vs. Long Island (1939).....	92

All returns on this list went for TDs.

Kickoffs Returned For a Touchdown

1. Eric Page vs. CMU (2010)	2
-----------------------------------	---



Eric Page returned two kickoffs for touchdowns vs. Central Michigan in 2010.

INDIVIDUAL RECORDS - KICKING

CAREER FIELD GOALS

FIELD GOALS MADE

1. Rusty Hanna (1989-92)	68
2. Jeremiah Detmer (2011-14)	65
3. Todd France (1998-2001)	59
4. Bruce Nichols (1985-88)	50
5. Alex Steigerwald (2006-09)	48

FIELD GOALS ATTEMPTED

1. Rusty Hanna (1989-92)	99
2. Todd France (1998-2001)	84
3. Jeremiah Detmer (2011-14)	77
4. Bruce Nichols (1985-88)	70
5. Alex Steigerwald (2006-09)	58

FIELD GOAL PERCENTAGE

Minimum of 10 field goals made

1. Jeremiah Detmer (2011-14)	84.4%
2. Alex Steigerwald (2006-09)	82.8%
3. Jason Robbins (2002-05)	82.6%
4. Tony Lee (1980-83)	78.4%
5. Bruce Nichols (1985-88)	71.4%

FIELD GOALS MADE - 50+ YARDS

1. Rusty Hanna (1989-92)	2
Todd France (1998-2001)	2
Jeremiah Detmer (2011-14)	2
4. Bruce Nichols (1985-88)	1
Alex Steigerwald (2006-09)	1

CONSECUTIVE FIELD GOALS MADE

1. Alex Steigerwald (2007-08)	23
Jeremiah Detmer (2012-13)	23
3. Jason Robbins (2004-05)	19
4. Jeremiah Detmer (2013-14)	15

SEASON FIELD GOALS

FIELD GOALS MADE

1. Jeremiah Detmer (2012)	24
2. Rusty Hanna (1992)	21
3. Jeremiah Detmer (2013)	19
4. Rusty Hanna (1990)	18
Todd France (1999)	18

FIELD GOALS ATTEMPTED

1. Rusty Hanna (1992)	29
Rusty Hanna (1990)	29
Jeremiah Detmer (2012)	29
4. Todd France (1999)	26
5. David Walker (1984)	25

FIELD GOAL PERCENTAGE

Minimum of 5 field goals made

1. Jason Robbins (2005)	100.0% (13-13)
Alex Steigerwald (2007)	100.0% (13-13)
3. Jeremiah Detmer (2013)	95.0% (19-20)
4. Jason Robbins (2004)	90.0%
5. Bruce Nichols (1988)	88.2%

GAME FIELD GOALS

Field Goals Made

1. Rusty Hanna vs. N. Illinois (1992)	6
2. Rusty Hanna vs. Ball State (1989)	5
Todd France vs. E. Illinois (2000)	5
Jeremiah Detmer vs. Cinc. (2012)	5

Longest Field Goal Made

1. Todd France vs. W. Michigan (2001)	55
2. Jeremiah Detmer vs. Syracuse (2011)	52
3. Bruce Nichols vs. E. Michigan (1986)	51
Rusty Hanna vs. Purdue (1992)	51
Todd France vs. E. Michigan (1999)	51

CAREER EXTRA POINTS

Extra Points Made

1. Jason Robbins (2002-05)	211
2. Todd France (1998-2001)	154
3. Jeremiah Detmer (2011-14)	145
4. Alex Steigerwald (2006-09)	143
5. Ken Crots (1967-69)	105

Extra Points Attempted

1. Jason Robbins (2002-05)	223
2. Todd France (1998-2001)	156
3. Jeremiah Detmer (2011-14)	151
4. Alex Steigerwald (2006-09)	150
5. Ken Crots (1967-69)	109

Extra Point Percentage

1. Todd France (1998-2001)	98.7%
2. Ryan Casano (2009-11)	97.4%
3. Ken Crots (1967-69)	96.3%
4. Jeremiah Detmer (2011-14)	96.0%
5. Rusty Hanna (1989-92)	94.9%

SEASON EXTRA POINTS

Extra Points Made

1. Ryan Casano (2011)	66
2. Jeremiah Detmer (2014)	57
3. Jason Robbins (2004)	55
4. Jason Robbins (2002)	54
Jason Robbins (2005)	54

Extra Point Percentage

1. Todd France (2000)	1.000 (49-49)
Ken Crots (1967)	1.000 (35-35)
Tony Lee (1981)	1.000 (33-33)
Ken Crots (1968)	1.000 (29-29)
Todd France (1998)	1.000 (28-28)
David Ridgway (1979)	1.000 (26-26)
Rusty Hanna (1992)	1.000 (26-26)
Bruce Nichols (1986)	1.000 (21-21)

GAME EXTRA POINTS

Extra Points Made

1. Robert Carson vs. Davis & Elkins (1951)	10
Alex Steigerwald vs. N. Illinois (2007)	10
3. Ryan Casano vs. WMU (2011)	9
Jeremiah Detmer vs. Arkansas St. (2015)	9

CAREER PUNTING

Punts

1. Roch Wurst (1975-78)	265
2. Brian Borders (1989-92)	238
3. David Walker (1981-84)	219
4. Ty Grude (1993-96)	215
5. Vince Penza (2010-13)	207

Punt Yardage

1. Roch Wurst (1975-78)	9,913
2. Brian Borders (1989-92)	9,329
3. Ty Grude (1993-96)	8,449
4. David Walker (1981-84)	8,314
5. Vince Penza (2010-13)	8,223

Punting Average

1. Brett Kern (2004-07)	42.30
2. Gabe Lindstrom (1997-98)	40.77
3. Vince Penza (2010-13)	39.73
4. Ty Grude (1993-96)	39.33
5. Roland Moss (1966-68)	39.31

SEASON PUNTING

Punts

1. Roch Wurst (1977)	81
2. Gabe Lindstrom (1998)	78
3. David Ridgway (1979)	76
4. Brian Borders (1991)	70
5. Gabe Lindstrom (1997)	69

Punt Yardage

1. Gabe Lindstrom (1998)	3,196
2. Roch Wurst (1977)	3,081
3. David Ridgway (1979)	2,857
4. Gabe Lindstrom (1997)	2,797
5. Ty Grude (1996)	2,701

Punting Average (Minimum 25 Punts)

1. Brett Kern (2007)	46.13
2. Brandon Hannum (2003)	43.50
3. Ty Grude (1996)	42.87
4. Ty Grude (1995)	42.50
5. Brett Kern (2006)	41.70

GAME PUNTING

Punts

1. Gerry Welling vs. Boston (1935)	16
2. Gerry Welling vs. Heidelberg (1933)	15
Dave Ridgway vs. Ariz. State (1979)	15
4. Mike Denny vs. BGSU (1981)	11
Dave Ridgway vs. E. Michigan (1979)	11
Roland Moss vs. BGSU (1968)	11
David Walker vs. BGSU (1983)	11
Bill O'Hara vs. BGSU (1971)	11
Brian Borders vs. Washington (1991)	11
John Manly vs. Syracuse (1999)	11
Bill Claus vs. Ohio State (2009)	11

Punting Average

(minimum 4 attempts)

1. Gabe Lindstrom (4) vs. UCF (1997)	56.5
2. Brett Kern (6) vs. WMU (2007)	53.8
3. Brett Kern (4) vs. CMU (2007)	51.8
4. Brett Kern (5) vs. Ball State (2007)	50.6
5. Brandon Hannum vs. BGSU (2001)	49.7

Longest Punt

1. Brandon Hannum vs. BGSU (2001)	92
2. Mike Denny vs. C. Michigan (1981)	79
3. Gerry Welling vs. Muskingum (1934)	78
4. Brian Borders vs. Ball State (1990)	77
5. Tyler Burdick vs. BGSU (1988)	74

INDIVIDUAL RECORDS - DEFENSE

CAREER INTERCEPTIONS

Interceptions

1. Gary Hinkson (1969-71) 18
2. Mark Brandon (1981-84) 17
3. Brandon Hefflin (2000-03) 16
4. Curtis Johnson (1967-69) 14
5. Dexter Clark (1983-86) 12
Thomas Duncan (1968-70) 12

Interception Return Yardage

1. Jermaine Robinson (2009-12).....291
2. Tom Duncan (1968-70)217
3. Tyrrell Herbert (2004-08)215
4. Corey Morris (1998-2001)..... 184
5. Mark Brandon (1981-84) 178

Interceptions Returned For a Touchdown

1. Keon Jackson (2002-05).....4
- Jermaine Robinson (2009-12).....4
3. Curtis Johnson (1967-69)3

SEASON INTERCEPTIONS

Interceptions

1. Mark Brandon (1983)9
2. Scott Resseguie (1974)7
Curtis Johnson (1969).....7
Gary Hinkson (1970)7
Mark Brandon (1984)7

Interception Yardage

1. Jermaine Robinson (2011)..... 155
2. Tyrrell Herbert (2008) 134
3. Jim Mell (1960) 133
4. Jermaine Robinson (2012)..... 132
5. Barry Church (2006) 127

Interceptions Returned For a Touchdown

1. Curtis Johnson (1968).....2
Keon Jackson (2002)2
Barry Church (2006)2
Jermaine Robinson (2011).....2
Jermaine Robinson (2012).....2



Tyrrell Herbert returned this interception 100 yards vs. Michigan in 2008.

GAME INTERCEPTIONS

Interceptions

1. Jerry Palmer vs. Western Reserve (1950)4
2. Herb Eldridge vs. Bradley (1950)3
Gary Hinkson vs. Marshall (1970)3
Steve Banks vs. East Carolina (1971).....3
Mark Brandon vs. Ball State (1984)3
Bryant Jones vs. Kent State (1985)3

Interception Return Yards

1. Jim Mell vs. Miami (1960) 120
2. Tom Duncan vs. Marshall (1968).....102
3. Tyrrell Herbert vs. Michigan (2008).....100
4. Richard Wray vs. Miami (1981) 89
5. Mark Brandon vs. Ball State (1984) 88

Longest Interception Return

1. Tyrrell Herbert vs. Michigan (2008).....100
2. Tom Duncan vs. Marshall (1968)..... 93
3. Jim Mell vs. Miami (1960) 90
4. Richard Wray vs. Miami (1981) 89
5. Barry Church vs. Kansas (2006) 84

Interceptions Returned For a Touchdown

No Rocket has ever returned more than one interception for a touchdown in a single game.

CAREER TACKLES/SACKS

Tackles

1. Aaron Bivins (1975-77)508
2. Joe Conroy (1974, 76-78).....490
3. Jack Laraway (1978-81).....459
Tim Inglis (1983-86)459
5. Doug Williams (1977-79)427
6. Dan Molls (2009-12)422
7. Clayton Moore (1981-84).....414
8. Archie Donald (2006-10).....412
9. Marin Russell (1979-82).....408
10. Clayton Moore (1981-84).....406

Tackles For Loss

1. Bob Beemer (1982-85).....75 (-305)
2. Dan Williams (1990-92)50 (-199)
3. DeJuan Goulde (1998-2000)47 (-206)
4. Kevin Rollins (1997-2000)41 (-196)
5. David Gardner (1999-2002)40 (-132)
6. Joe Conroy (1974, 76-78).....39 (-150)
7. Mike Alston (2003-06).....36.5 (-193)
8. Darin Wright (1979-82).....36 (-184)
9. Mike Russell (1979-81, 83).....34 (-116)
10. Mike Kennedy (1977-79, 81).....33 (-149)

Sacks

1. Bob Beemer (1982-85).....31 (-165)
2. Dan Williams (1990-92)28 (-176)
3. Kevin Rollins (1997-2000)25 (-153)
DeJuan Goulde (1998-2000)25 (-153)
5. Mike Alston (2003-06)21.5 (-156)
6. Marcus Matthews (1994-97).....16 (-139)
Maurice Bulls (1991-93).....16 (-126)
Jayrone Elliott (2010-13).....16 (-122)
8. Frank Ofili (2000-03)15 (-98)
Marcus Amick (1987-90)15 (-90)
10. Mark Rhea (1988-91)14 (-58)



Bob Beemer had 75 tackles for loss from 1982-85.

SEASON TACKLES/SACKS

Tackles

1. Barry Sneed (1964).....240
2. Lee Emery (1964)207
3. Ed Scott (1973)204
4. John Niezgoda (1969).....201
5. Larry Macek (1975)200
6. Ed Scott (1974)195
7. Doug Williams (1978).....190
Jim Gant (1993)190
9. Aaron Bivins (1976).....186
10. Aaron Bivins (1976).....180
Tom Ward (2002)180

Tackles For Loss

1. Bob Beemer (1985)28 (-127)
Dan Williams (1992)28 (-106)
3. Bob Beemer (1983)23 (-70)
4. Bob Beemer (1984)20 (-70)
5. Kevin Rollins (1999)18 (-82)
6. Mike Alston (2006)17 (-85)
DeJuan Goulde (1999)17 (-80)
DeJuan Goulde (2000)17 (-68)
David Bockmore (2001).....17 (-66)
Mike Russell (1981)17 (-63)

Sacks

1. Bob Beemer (1985)13 (-64)
Dan Williams (1992)13 (-74)
3. Kevin Rollins (1999)11 (-62)
4. Bob Beemer (1983)10 (-43)
Dan Williams (1990)10 (-70)
DeJuan Goulde (1999)10 (-59)
Kevin Rollins (2000)10 (-60)
8. Mike Alston (2005)9.5 (-67)
9. Jayrone Elliott (2013).....9 (-68)

INDIVIDUAL RECORDS – DEFENSE

GAME TACKLES/SACKS

Tackles

1. Jim Walser vs. Marshall (1976) 29
2. Larry Macek vs. N. Illinois (1975) 28
3. Ed Scott vs. Bowling Green (1973) 26
- Aaron Bivens vs. Ball State (1977) 26
- Darrell Mossburg vs. CMU (1992) 26
6. Willie Duke vs. Kent State (1972) 24
- Mike Kennedy vs. CMU (1977) 24
8. Aaron Bivens vs. Ball State (1976) 23
- Jack Laraway vs. BGSU (1980) 23
10. Doug Williams vs. CMU (1977) 22
- Marlin Russell vs. E. Carolina (1981) 22
- Clayton Moore vs. Miami (1983) 22
- Jim Gant vs. Miami (1993) 22
- Mark Herron vs. Miami (1995) 22
- Tom Ward vs. UNLV (2002) 22
- Tom Ward vs. Ball State (2002) 22
17. John Niezgoda vs. Villanova (1971) 21
- Aaron Bivens vs. CMU (1977) 21
- Dave Hausfeld vs. Ball State (1977) 21
- Jim Walser vs. Ball State (1977) 21
- Doug Williams vs. Ohio (1978) 21
- Ed Jefferson vs. Kent State (1978) 21
- Jim Gant vs. Cincinnati (1993) 21
- Tim Inglis vs. N. Illinois (1985) 21
- Matt Eberflus vs. N. Illinois (1991) 21
- Tom Ward vs. Navy (2001) 21

Tackles For Loss

1. Bob Beemer vs. Kent State (1985) 5
- Mark Rhea vs. C. Michigan (1990) 5
- Kevin Rollins vs. Ball State (1999) 5
- DeJuan Goulde vs. Marshall (2000) 5
5. Numerous players tied 4

Sacks

1. Bob Beemer vs. Kent State (1985) 5
2. Ray Turner vs. W. Michigan (2003) 4
- Kevin Rollins vs. Ball State (1999) 4
4. Numerous players tied 3

FUMBLES FORCED

Career Forced Fumbles

1. Corey Morris (1998-2001) 10
- Patrick Body (2001-04) 10
3. Tyrrell Herbert (2005-08) 9
4. T.J. Fatinikun (2009-12) 7

Season Forced Fumbles

1. Tyrrell Herbert (2005) 5
- Jayrone Elliott (2013) 5
3. Jerry Bodart (1977) 4
- Harold McGuire (1985) 4
- Mark Herron (1996) 4
- Andy Boyd (2001) 4
- Corey Morris (2001) 4
- Patrick Body (2004) 4
- T.J. Fatinikun (2010) 4
- Robert Bell (2011) 4

Game Forced Fumbles

1. Jehu Anderson vs. WMU (2001) 2
- Patrick Body vs. UNLV (2003) 2
- Jason Flowers vs. Miami (2004) 2
- Tyrrell Herbert vs. Temple (2005) 2
- T.J. Fatinikun vs. EMU (2009) 2
- T.J. Fatinikun vs. BGSU (2010) 2
- Robert Bell vs. WMU (2011) 2
- Robert Bell vs. UNH (2011) 2

FUMBLES RECOVERED

Career Fumble Recoveries

1. Andy Boyd (1998-2001) 7
- Dan Molls (2009-12) 7
3. Dwayne Smith (1987-90) 6
- David Gardner (1999-2002) 6

Season Fumble Recoveries

1. Joe Conroy (1977) 4
- Dwayne Smith (1988) 4
- Greg Hay (2007) 4
4. 13 Players Tied 3

Game Fumble Recoveries

1. Greg Hay vs. NIU (2007) 2
- Dan Molls vs. WMU (2011) 2
- Junior Sylvestre vs. CMU (2013) 2



Andy Boyd recovered seven fumbles in his career.

INDIVIDUAL RECORDS – OPPONENTS

GAME RUSHING

Rushing Yards

1. Brian Pruitt, CMU (1994)356
2. Bronson Hill, EMU (2012)283
3. Ralph Bolden, Purdue (2009)234
4. James Starks, Buffalo (2007)231
5. Travis Prentice, Miami (1998)227

Rushing Attempts

1. Deland McCullough, Miami (1995)41
Michael Turner, N. Illinois (2002)41
3. Brian Pruitt, CMU (1992)40
Ed Johnson, NIU (1975)40
Bernard Pierce, Temple (2009)40

Longest Run From Scrimmage

1. Larry Blackman, Kent State (1973)96
2. Willie Jones, Hillsdale (1960)89
3. Nico Steriti, New Hamp. (2011)87
4. Tony Trent, BGSU (1964)85
5. Brian McDonald, Wichita St. (1985)84

Longest Touchdown Run

1. Larry Blackman, Kent State (1973)96
2. Willie Jones, Hillsdale (1960)89
3. Nico Steriti, New Hamp. (2011)87
4. Tony Trent, BGSU (1964)85
5. Brian McDonald, Wichita St. (1985)84

Rushing Touchdowns

1. Brian Pruitt, CMU (1994) 5
2. Bronson Hill, EMU (2012) 4
David Fluellen, WMU (2013) 4

GAME PASSING

Passes Attempted

1. Tim Rattay, Louisiana Tech (1999)66
2. Mike Bates, Miami (1987)65
3. Cody Hawkins, Colorado (2009)64
Alex Carder, WMU (2010)64
5. Steve Clarkson, San Jose St. (1981)62

Passes Completed

1. Tim Rattay, Louisiana Tech (1999)44
2. Steve Clarkson, San Jose St. (1981)43
Alex Carder, WMU (2010)43
4. Mike Maxwell, Nevada (9/23/95)38
Mike Bates, Miami (1987)38
Alex Carder, WMU (2011)38

Touchdown Passes

1. Jason Martin, Louisiana Tech (1996)8
2. Alex Carder, WMU (2011)7
3. Gunner Kiel, Cincinnati (2014)6
Chandler Harnish, NIU (2011)6
5. Kellen Moore, Boise St. (2011)5

Pass Completion Percentage (minimum 10 attempts)

1. Jay McDonagh, WMU (1995) 83.3%
2. Dave Wilson, BSU (1977) 81.8%
3. Tony Policare, Austin Peay (1988) 81.5%
Talmadge Hill, BSU (2003) 81.5%
5. Dan LeFevour, CMU (2009) 80.5%

Passing Yardage

1. Alex Carder, WMU (2011) 548
2. Jason Martin, La. Tech (1996) 542
3. Tim Rattay, La. Tech (1999) 508
4. Joe Licata, Buffalo (2013) 497
5. Mike Neu, BSU (1993) 469

Longest Pass Completion

1. Neu to Oliver, BSU (1993)98-TD
2. Pennington to Moss, Marshall (1997) ...86-TD
3. Casper to Meyers, Xavier (1957)85-TD
4. Lester to Alston, WMU (1999)82-TD
5. Romo to Cutolo, E. Illinois (2000)82

Longest Touchdown Pass

1. Neu to Oliver, BSU (1993)98
2. Pennington to Moss, Marshall (1997)86
3. Casper to Meyers, Xavier (1957)85
4. Lester to Alston, WMU (1999)82
5. Painter to Keller, Purdue (2007)80

GAME RECEIVING

Receptions

1. Alex Van Dyke, Nevada (9/23/95) 18
Gerald Willhite, San Jose St. (1981) 18
3. Jordan White, WMU (2011) 16
4. James Jordan, La.Tech (1999) 14
Steve Neal, WMU (1999) 14
Alex Van Dyke, Nevada (12/14/95) 14
Cory Partridge, BGSU (2006) 14

Receiving Yardage

1. Chad Mackey, La. Tech (1996)310
2. Brian Oliver, BSU (1993)297
3. Jordan White, WMU (2011)238
4. Brian Alford, Purdue (1997)209
5. Alex Van Dyke, Nevada (9/23/95)207

Touchdown Receptions

1. Chad Mackey, Louisiana Tech (1996) 5
2. Denero Marriott, Marshall (2001) 4
3. 10 Players Tied 3

GAME RETURNS

Longest Punt Return

1. Gerald Tinker, KSU (1973) 87-TD
2. Craig Thompson, EMU (1990) 85-TD
3. Bill Rush, EMU (1981) 82-TD

Longest Kickoff Return

1. Corey Parchman, Ball St. (2001) 100-TD
Tommylee Lewis, NIU (2011) 100-TD
3. Eddie Woodard, Kent St. (1972) 95-TD
Tommylee Lewis, NIU (2011) 95-TD
5. Eric Wilkerson, Kent St. (1988) 94-TD

Longest Interception Return

1. Money Hunter, Arkansas St. (2015) ... 94-TD
2. Bruce Wallace, Marshall (1967) 85-TD
3. Roger Eischens, S. Dak. St. (1962) 85-TD
4. George Ricumstrict, CMU (1988) 71-TD

GAME KICKING

Field Goals Made

1. Dallas Pelz, Buffalo (2003)5
2. Six players4

Longest Field Goal Made

1. Derek Schorejs, BGSU (1995) 60
2. Daron Alcorn, Akron (1992) 56
3. Kevin Kerr, Ohio (2001) 55

Longest Field Goal Attempted

1. Chuck Konrad, Miami (1988) 68
2. John Spengler, BGSU (1977) 62
Steve Azar, NIU (2002) 62
4. Derek Schorejs, BGSU (1995) 60
Novo Bojovic, CMU (1980) 60

Statistics unavailable prior to 1970

GAME PUNTING

Punts

1. Bob Eshbaugh, Marshall (1971)13
Greg Wuerstle, Villanova (1969)13
John Terwilliger, NIU (1967)13

Longest Punt

1. Jim Phelps, BGSU (1982)79
2. Mark O'Connell, BSU (1980)78
3. Curtis Head, Marshall (2001)75
Gary Layton, Miami (1993)75

GAME DEFENSE

Tackles

1. Jack Lambert, Kent State (1972) 29
2. Chuck Wright, Marshall (1971) 26
3. 4 Players Tied 25

Statistics unavailable prior to 1970

Tackles For Loss

1. John Banaszak, EMU (1974)7 (-44)
2. Gary Shugrue, Villanova (1974)6 (-19)
Brad Cousino, Miami (1974)6 (-43)

Statistics unavailable prior to 1970

Sacks

1. Troy Campbell, EMU (1998)3 (-23)
Andre Jackson, Ohio (1996)3 (-18)
Tony Tiefenbach, WMU (1994)3 (-14)
Kevin O'Brien, BGSU (1992)3 (-28)
Greg Farrall, Indiana (1989)3 (-16)

Statistics unavailable prior to 1981

Interceptions

1. William Yancey, Navy (1990)3
Shawn Simms, BGSU (1981)3

WHEN WAS THE LAST TIME...

PASSING - INDIVIDUAL

WHEN WAS THE LAST TIME A UT PLAYER HAD...

40 or more pass completions in a game?
Aaron Opelt, 41 vs. Purdue, 9-5-09

50 or more passing attempts in a game?
Aaron Opelt, 67 vs. Purdue, 9-5-09

400 or more yards passing in a game?
Terrance Owens, 401 vs. EMU, 10-13-12

Five or more TD passes in a game?
Austin Dantin, 5 vs. Akron, 11-20-12

WHEN WAS THE LAST TIME A UT OPPONENT HAD...

40 or more pass completions in a game?
Alex Carder, WMU, 43, 9-18-10

50 or more passing attempts in a game?
Joe Licata, Buffalo, 58, 11-12-13

400 or more yards passing in a game?
Gunner Kiel, Cincinnati, 418, 9-12-14

Five or more TD passes in a game?
Alex Carder, WMU, 7, 11-8-11

RUSHING - INDIVIDUAL

WHEN WAS THE LAST TIME A UT PLAYER HAD...

40 or more rushing attempts in a game?
Wasean Tait, 44 vs. Ohio, 11-18-95

200 or more yards rushing in a game?
Kareem Hunt, 271 vs. Arkansas State, 1-4-15

Four or more rushing TDs in a game?
Kareem Hunt, 5 vs. Arkansas State, 1-4-15

WHEN WAS THE LAST TIME A UT OPPONENT HAD...

40 or more rushing attempts in a game?
Bernard Pierce, Temple, 40, 10-24-09

200 or more yards in a game?
Bronson Hill, EMU, 283, 10-13-12

300 or more yards in a game?
Brian Pruitt, CMU, 356 yards, 11-5-94

Four or more rushing TDs in a game?
Bronson Hill, EMU, 4, 10-13-12

RECEIVING - INDIVIDUAL

WHEN WAS THE LAST TIME A UT PLAYER HAD...

200 or more yards receiving in a game?
Bernard Reedy, 237 vs. EMU, 10-13-12

12 or more receptions in a game?
Bernard Reedy, 13 vs. BSU, 9-28-13

Three or more TD receptions in a game?
Bernard Reedy, 3 vs. EMU, 10-13-12

WHEN WAS THE LAST TIME A UT OPPONENT HAD...

200 or more yards receiving in a game?
Jordan White, WMU, 238, 11-8-11

12 or more receptions in a game?
Jordan White, WMU, 16, 11-8-11

Three or more TD receptions in a game?
Jordan White, WMU, 3, 11-8-11

DEFENSE - INDIVIDUAL

WHEN WAS THE LAST TIME A UT PLAYER HAD...

20 or more tackles in a game?
Tom Ward, 22 vs. Ball State, 10-12-02

Five or more tackles for loss in a game?
DeJuan Goulde, 5 vs. Marshall, 10-14-00

Three or more sacks in a game?
Junior Sylvestre, 3.0 vs. BGSU, 10-26-13

Three or more interceptions in a game?
Bryant Jones, 3 vs. Kent State, 11-23-85

WHEN WAS THE LAST TIME A UT OPPONENT HAD...

Five or more tackles for loss in a game?
Jason Babin, Western Michigan, 5, 11-22-03

Three or more sacks in a game?
Jerrell Wedge, Miami, 3, 10-31-09

Three or more interceptions in a game?
William Yancey, Navy, 3, 11-10-90

FIELD GOALS - INDIVIDUAL

WHEN WAS THE LAST TIME A UT PLAYER HAD...

Four field goals in a game?
Jeremiah Detmer, 5 vs. Cincinnati, 10-20-12

A field goal of 50 or more yards?
Jeremiah Detmer, 50 yards vs. CMU, 11-18-11

WHEN WAS THE LAST TIME A UT OPPONENT HAD...

Four field goals in a game?
Ross Krautman, Syracuse, 4, 9-24-11

A field goal of 50 or more yards?
Trevor Cook, Miami, 55 yards, 10-31-09

PUNTING - INDIVIDUAL

WHEN WAS THE LAST TIME A UT PLAYER HAD...

A punt of 70 or more yards?
Brandon Hannum, 92 yards vs. BGSU, 11-23-01

WHEN WAS THE LAST TIME A UT OPPONENT HAD...

A punt of 70 or more yards?
Lloyd Kessler, Akron, 70 yards, 11-11-95

RETURNS - INDIVIDUAL

When was the last time a UT player...

Returned a punt for a touchdown?
Bernard Reedy, 66 yards vs. CMU, 10-6-12

Returned a kickoff for a touchdown?
Bernard Reedy, 87 yards vs. Utah State, 12-15-12

Returned an interception for a TD?
Jermaine Robinson, 75 yards vs. Cincinnati, 10-20-12

Returned a fumble for a touchdown?
Allen Covington, 67 yards vs. Arkansas St., 1-5-15

WHEN WAS THE LAST TIME A UT OPPONENT...

Returned a punt for a touchdown?
Chris Fields, Ohio St., 69 yards, 9-10-11

Returned a kickoff for a touchdown?
Tommylee Lewis, NIU, 95 yards, 11-1-11

Returned an interception for a TD?
Money Hunter, Arkansas St., 94 yards, 1-4-15

Returned a fumble for a touchdown?
Ben Jacobs, Fresno State, 29 yards, 9-20-08

SCORING - TEAM

WHEN WAS THE LAST TIME UT...

Had a tie game?
28-28 vs. Miami, 10-14-95

Scored 50 or more points in a game?
63 vs. Arkansas State, 1-4-15

Had a scoring drive of 99 yards?
vs. Northern Illinois, 10-17-09

WHEN WAS THE LAST TIME A UT OPPONENT...

Scored 50 or more points in a game?
58, by Cincinnati, 9-12-14

ATTENDANCE

WHEN WAS THE LAST TIME UT...

Had a capacity crowd in the Glass Bowl?
28,115 vs. Bowling Green, 9-15-12

WHEN WAS THE LAST TIME A UT OPPONENT...

Drew over 50,000 fans vs. UT?
52,281 at Iowa State, 10-11-14

Drew fewer than 10,000 vs. UT?
7,471 at Kent State, 11-4-14



Jermaine Robinson is the most recent Rocket to score off an interception return, a 75-yard return vs. Cincinnati in 2012.

GLASS BOWL RECORDS (1937-2014)

INDIVIDUAL

Yards Rushing
330 Morgan Williams vs. Miami, 2008

Rushing Touchdowns
5 Joe Schwartz vs. Kent State, 1971

Longest Run From Scrimmage
96 Larry Blackman, Kent State, 1973

Passing Yardage
548 Alex Carder, WMU, 2011

Passes Attempted
66 Tim Rattay, Louisiana Tech, 1999

Passes Completed
49 Bruce Gradkowski, vs. Pittsburgh, 2003

Touchdown Passes
7 Alex Carder, WMU, 2011

Pass Completion Percentage
(*minimum 10 attempts*)
.922 Terrance Owens, vs. EMU, 2011

Longest Pass Completion
96 Gradkowski to Higgins, vs. BSU, 2004

Longest Touchdown Pass
96 Gradkowski to Higgins, vs. BSU, 2004

Longest Kickoff Return
100 Chuck Hardy vs. John Carroll, 1948
100 Tommylee Lewis, NIU, 2011

Receptions
16 Jordan White, WMU, 2011

Receiving Yards
238 Jordan White, WMU, 2011

Touchdown Receptions

TEAM

Most Points
88 Toledo (88-0 vs. Davis & Elkins, 1951)

Most Combined Points
129 Toledo 66, WMU 63, 2011

Fewest Combined Points
0 Toledo 0, Bowling Green 0, 1968

Largest Margin Of Victory
88 Toledo 88, Davis & Elkins 0, 1951

Most Points In A Half
48 Toledo vs. Davis & Elkins, 1951 (1st)

Most Points In A Quarter
34 Toledo vs. Davis & Elkins, 1951 (1st)

Most Total Yards
812 Toledo vs. Northern Illinois, 2007

Most Combined Total Yards
1,439 Toledo and WMU, 2011

Most Rushing Yards
466 Toledo vs. Wayne State, 1950

Most Combined Rushing Yards
655 Toledo vs. Bowling Green, 1978

Most Passing Yards
548 Western Michigan, 2011

Most Combined Passing Yards
933 Toledo vs. WMU, 2011

MISCELLANY

First Win
UT 26, Bluffton 0 (Sept. 27, 1937)

Most Wins - One Season
7; 1947

Most Losses - One Season
5; 1964 and 2008

Most Games - One Season
8; 1948

Fewest Games - One Season
4; 1962

Consecutive Wins
17; 1969-72, 1999-2002 and 2002-05

Consecutive Losses
6, 1977-78



HOMECOMING RECORD: 58-25 (.698)

vs. Akron: 1-0	vs. Defiance: 2-0	vs. Miami: 11-4
vs. Austin Peay: 1-0	vs. E. Michigan: 4-1	vs. Michigan B Team: 0-1
vs. Baldwin Wallace: 0-1	vs. Heidelberg: 0-1	vs. Navy: 1-0
vs. Ball State: 1-1	vs. John Carroll: 1-0	vs. North Dakota: 1-0
vs. Boston: 0-1	vs. Kent: 6-0	vs. Northern Illinois: 2-0
vs. Bowling Green: 4-6	vs. Kenyon: 0-1	vs. Oklahoma City: 1-0
vs. Central Florida: 0-1	vs. Liberty: 1-0	vs. Ohio: 5-0
vs. Central Michigan: 2-1	vs. Marietta: 1-0	vs. W. Michigan: 7-4
vs. Cincinnati: 0-1	vs. Marshall: 4-0	vs. Wyoming: 0-1
vs. Dayton: 2-1	vs. Massachusetts: 1-0	

ANNUAL LEADERS

ANNUAL RUSHING LEADERS

Year	Player	Att.	Yards	Year	Player	Att.	Yards
2014	Kareem Hunt	205	1650	1967	Roland Moss	213	833
2013	David Fluellen	167	1121	1966	Roland Moss	175	443
2012	David Fluellen	259	1498	1965	Jim Berkey	142	440
2011	Adonis Thomas	171	1071	1964	Jim Berkey	103	408
2010	Adonis Thomas	175	1098	1963	Jim Gray	114	645
2009	DaJuane Collins	178	991	1962	Frank Baker	147	613
2008	Morgan Williams	169	1010	1961	Frank Baker	169	739
2007	Jalen Parmele	276	1511	1960	John Murray	142	608
2006	Jalen Parmele	207	1131	1959	Occie Burt	91	437
2005	Trinity Dawson	232	1294	1958	Occie Burt	124	618
2004	Scooter McDougle	146	620	1957	Norm Billingslea	104	565
2003	Trinity Dawson	199	999	1956	Don Wright	112	498
2002	Astin Martin	135	785	1955	Julius Taormina	83	449
2001	Chester Taylor	299	1620	1954	Mel Triplett	149	803
2000	Chester Taylor	250	1470	1953	Mel Triplett	81	479
1999	Chester Taylor	182	1176	1952	Bob Carson	110	322
1998	Wasean Tait	151	625	1951	A.C. Jenkins#	116	899
1997	Dwayne Harris	254	1278				
1996	Kevin Kidd	127	453				
1995	Wasean Tait	370	2090				
1994	Casey McBeth	180	1053				
1993	Wasean Tait	139	680				
1992	Casey McBeth	223	1037				
1991	Steve Cowan	162	748				
1990	Troy Parker	233	879				
1989	Wayne Goodwin	196	859				
1988	Neil Trotter	163	783				
1987	David Rohrs	178	681				
1986	Kelvin Farmer	299	1532				
1985	Kelvin Farmer	229	748				
1984	Steve Morgan	336	1291				
1983	Steve Morgan	145	630				
1982	Steve Morgan	143	598				
1981	Arnold Smiley	197	1013				
1980	Melvin Tucker	120	563				
1979	Mike Alston	166	806				
1978	Mike Alston	101	460				
1977	Mike Alston	154	772				
1976	Skip McCulley	102	578				
1975	Tim Zimmerman	126	496				
1974	Mike Taormina	161	609				
1973	Herman Price	168	595				
1972	Joe Schwartz	223	776				
1971	Joe Schwartz	226	1130				
1970	Charles Cole	196	774				
1969	Tony Harris	153	889				
1968	Roland Moss	267	1145				

Statistics through nine games only



Kareem Hunt

ANNUAL LEADERS

ANNUAL PASSING LEADERS

Year	Player	Att	Com	Yds	TDs
2014	Logan Woodside	296	185	2263	19
2013	Terrance Owens	318	191	2230	18
2012	Terrance Owens	350	215	2707	14
2011	Terrance Owens	230	166	2022	18
2010	Austin Dantin	192	127	1254	7
2009	Aaron Opelt	261	154	1997	16
2008	Aaron Opelt	376	225	2176	12
2007	Aaron Opelt	249	144	1756	12
2006	Clint Cochran	169	96	960	6
2005	Bruce Gradkowski	332	207	2469	29
2004	Bruce Gradkowski	399	280	3518	27
2003	Bruce Gradkowski	389	277	3210	29
2002	Brian Jones	423	297	3446	23
2001	Tavares Bolden	319	214	2466	13
2000	Tavares Bolden	283	161	1597	13
1999	Tavares Bolden	229	123	1354	8
1998	Chris Wallace	400	219	2476	17
1997	Chris Wallace	433	232	2955	27
1996	Ryan Huzjak	332	183	2058	15
1995	Ryan Huzjak	314	179	2134	15
1994	Ryan Huzjak	289	170	1928	17
1993	Tim Kubiak	146	70	970	8
1992	Kevin Meger	285	139	1727	6
1991	Kevin Meger	276	147	1787	6
1990	Kevin Meger	257	139	1861	6
1989	Mark Melfi	237	131	1632	10
1988	Steve Keene	128	66	793	3
1987	Bill Bergan	130	72	908	0
1986	A.J. Sager	189	96	1107	3
1985	A.J. Sager	253	130	1335	4
1984	A.J. Sager	290	156	1647	7
1983	Jim Kelso	197	106	1346	7
1982	Jim Kelso	281	149	1963	8
1981	Jim Kelso	121	58	875	6
1980	Jim Kelso	82	41	589	3
1979	Maurice Hall	122	53	648	8
1978	Maurice Hall	110	39	610	5
1977	Jeff Hepinstall	72	26	359	2
1976	Jeff Hepinstall	198	89	1299	8
1975	Gene Swick	308	190	2487	15
1974	Gene Swick	287	178	2234	13
1973	Gene Swick	301	165	2234	15
1972	Bruce Arthur	171	83	1168	4
1971	Chuck Ealey	237	126	1821	15
1970	Chuck Ealey	285	161	2026	17
1969	Chuck Ealey	175	98	1428	13
1968	Steve Jones	243	98	1197	5
1967	John Schneider	245	127	1650	10
1966	John Schneider	273	130	1537	7
1965	John Schneider	108	54	598	3
1964	Dan Simrell	215	115	1239	3
1963	Dan Simrell	118	48	608	3
1962	Phil Yenrick	97	37	552	5
1961	Phil Yenrick	95	37	563	4
1960	Jerry Stoltz	50	16	277	3
1959	Dennis Wilkie	122	47	723	7
1958	Jerry Stoltz	75	29	403	3
1957	Sam Tisci	131	56	760	9
1956	Sam Tisci	64	22	354	3
1955	Sam Tisci	58	22	404	1
1954	Jerry Nowak	53	25	393	5
1953	Dave Andrzejewski	84	28	403	1
1952	Dave Andrzejewski	106	41	582	7
1951	Steve Piskach#	86	27	493	4

Statistics through nine games only



Logan Woodside

ANNUAL LEADERS

ANNUAL RECEPTION LEADERS

Year	Player	Rec.	Yards	Year	Player	Rec.	Yards
2014	Corey Jones	68	842	1967	Pete Kramer	34	556
2013	Bernard Reedy	62	840	1966	Henry Burch	38	480
2012	Bernard Reedy	88	1113	1965	Henry Burch	36	325
2011	Eric Page	125	1182	1964	Henry Burch	47	412
2010	Eric Page	99	1105	1963	Jim Gray	15	168
2009	Eric Page	82	1159	1962	Jim Thibert	11	198
2008	Nick Moore	78	779	1961	Pete Jolliff	18	330
2007	Stephen Williams	73	1169	1960	Bob Smith	14	268
2006	Chris Hopkins	54	565	1959	Bob Smith	18	455
2005	Steve Odom	55	690	1958	Jack Campbell	16	214
2004	Lance Moore	90	1189	1957	Gene Cook	30	495
2003	Lance Moore	103	1194	1956	Dan Howell	13	218
2002	Carl Ford	79	1062	1955	Gene Cook	10	230
2001	Dontà Greene	64	643	1954	Dick Basich	14	255
2000	Mel Long	50	587	1953	Rick Kaser	11	189
1999	Mel Long	47	599	1952	Bob Carson	18	428
1998	Ray Curry	45	513				
1997	Mel Long	47	556				
1996	James Spriggs	53	754				
1995	Steve Rosi	44	546				
1994	Scott Brunswick	44	572				
1993	Scott Brunswick	41	571				
1992	Marcus Goodwin	58	738				
1991	Marcus Goodwin	42	600				
1990	Rick Isaiah	49	717				
1989	Rick Isaiah	46	743				
1988	Rick Isaiah	25	389				
1987	Eric Hutchinson	29	431				
1986	Eric Hutchinson	33	504				
1985	Jay Walsh	27	284				
1984	Eric Hutchinson	26	451				
1983	Capus Robinson	31	499				
1982	Capus Robinson	43	709				
1981	Rod Achter	14	361				
1980	Rod Achter	10	269				
1979	Butch Hunyadi	29	500				
1978	Butch Hunyadi	19	494				
1977	Frank Jarm	12	204				
1976	Scott Resseguie	32	530				
1975	Scott Resseguie	39	683				
1974	John Ross	77	866				
1973	Don Seymour	44	773				
1972	Jeff Calabrese	62	886				
1971	Don Fair	57	773				
1970	Don Fair	81	949				
1969	Don Fair	33	469				
1968	Dennis Tobias	27	294				



Cory Jones

ANNUAL LEADERS

ANNUAL SCORING LEADERS

Year	Player	Pts.	Pos.
2014	Jeremiah Detmer	108	K
2013	Jeremiah Detmer	101	K
2012	Jeremiah Detmer	116	K
2011	Ryan Casano	96	K
2010	Eric Page	68	WR
2009	DaJuane Collins	84	RB
2008	Alex Steigerwald	77	K
2007	Jalen Parmele	96	RB
2006	Alex Steigerwald	57	K
2005	Jason Robbins	93	K
2004	Lance Moore	90	WR
2003	Trinity Dawson	72	RB
2002	Jason Robbins	93	K
2001	Chester Taylor	144	RB
2000	Chester Taylor	114	RB
1999	Todd France	85	K
1998	Todd France	61	K
1997	Dwayne Harris	74	RB
	Chris Merrick	74	K
1996	Ryan Klaer	44	K
1995	Wasean Tait	144	RB
1994	Casey McBeth	86	RB
1993	Mark Spring	47	K
1992	Rusty Hanna	89	K
1991	Rusty Hanna	53	K
1990	Rusty Hanna	82	K
1989	Rusty Hanna	74	K
1988	Bruce Nichols	68	K
1987	Bruce Nichols	57	K
1986	Kelvin Farmer	96	RB
1985	Bruce Nichols	41	K
1984	Steve Morgan	60	RB
1983	Tony Lee	74	K
1982	Tony Lee	64	K
1981	Tony Lee	63	K
1980	Jim Kelso	36	QB
1979	David Ridgway	40	K
1978	Maurice Hall	36	QB
1977	Jeff Hepinstall	24	QB
1976	Jeff Hepinstall	56	QB
1975	Gene Swick	50	QB
1974	Virgil Crots	62	K
1973	Don Seymour	62	TE
1972	Joe Schwartz	72	RB/QB
1971	Joe Schwartz	120	RB/QB
1970	Tom Duncan	76	K
1969	Charles Cole	78	FB
1968	Roland Moss	84	RB
1967	Roland Moss	96	RB
1966	Roland Moss	38	RB
1965	Jim Berkey	24	FB
1964	Jim Berkey	42	FB
1963	Jim Gray	60	RB
1962	Phil Yenrick	38	QB
1961	Phil Yenrick	44	QB
1960	John Murray	30	FB
1959	Bob Smith	30	WR
1958	Norm Billingslea	26	RB
1957	Gene Cook	30	WR
	Roy Hodge	30	RB
1956	Don Wright	27	RB
1955	Julius Taormina	24	RB
	Dick Basich	24	RB
1954	Don Wright	53	RB
1953	Dick McKimmy	24	RB
1952	Bob Carson	37	RB



Jeremiah Detmer

ANNUAL LEADERS

ANNUAL TACKLES LEADERS



Junior Sylvestre

Year	Player	Tackles
2014	Junior Sylvestre	100
2013	Junior Sylvestre	118
2012	Dan Molls	166
2011	Desmond Marrow	83
2010	Archie Donald	146
2009	Archie Donald	116
2008	Archie Donald	119
2007	Lester Richmond	97
2006	Tyrrell Herbert	74
2005	Anthony Jordan	107
2004	Patrick Body	113
2003	Anthony Jordan	138
2002	Tom Ward	180
2001	Tom Ward	139
2000	Kevin Rollins	95
	Andy Boyd	95
1999	Jason Lamar	103
1998	Darrick Beckwith	134
1997	Matt Vaillant	122
1996	Marcus Matthews	102
1996	Mark Herron	102
1995	Jamie Johnson	137
1994	Brent Parkhill	89
1993	Jim Gant	190
1992	Darrell Mossburg	133
1991	Matt Eberflus	138
1990	Matt Eberflus	89
1989	Dwayne Smith	141
1988	Tom Gruno	132
1987	Steve Huffman	166
1986	Steve Huffman	155
1985	Tim Inglis	157
1984	Clayton Moore	154
1983	Clayton Moore	125
1982	John Brady	101
1981	Marlin Russell	155
1980	Jack Laraway	150
1979	Doug Williams	142
1978	Doug Williams	190
1977	Aaron Bivins	180
1976	Aaron Bivins	186
1975	Larry Macek	200
1974	Ed Scott	195
1973	Ed Scott	204
1972	Willie Duke	128
1971	John Niezgoda	149
1970	Steve Schnitkey	178
1969	John Niezgoda	201

ANNUAL SACKS LEADERS

Year	Player	Sacks
2014	Orion Jones	6.0
2013	Jayrone Elliott	9.0
2012	Jayrone Elliott	6.0
2011	Ben Pike	5.0
2010	Malcolm Riley	5.5
	Douglas Westbrook	5.5
2009	Derrick Summers	4.0
2008	Albertson Alexandre	2.0
	Sean Williamson	2.0
2007	Bernard Faithful	2.0
2006	Mike Alston	7.0
2005	Mike Alston	9.5
2004	Mike Alston	5.0
2003	Ray Turner	5
2002	Frank Ofili	4
2001	David Bockmore	8
2000	Kevin Rollins	10
1999	Kevin Rollins	11

1998	DeJuan Goulde	6
1997	Jason Richards	5
1996	Marcus Matthews	7
1995	Steve Haynes	7
1994	Bo Reichart	6
1993	Maurice Balls	4
1992	Dan Williams	13
1991	Terry Jackson	6
1990	Dan Williams	10
1989	Tony Hirsal	4
	Phil Brown	4
1988	Doug Spidel	8
1987	Paul Sandor	4
1986	Keith Dunbar	6
1985	Bob Beemer	13
1984	Bob Beemer	6
	Waynard Jones	6
1983	Bob Beemer	10
1982	Darin Wright	8



Orion Jones

ANNUAL LEADERS

ANNUAL TACKLES FOR LOSS LEADERS



Trent Voss

Year	Player	TFL	Year	Player	TFL
2014	Trent Voss	15.0	1995	Steve Haynes	13
2013	Jayrone Elliott	14.0	1994	Bo Reichart	9
2012	Hank Keighley	8.5	1993	Matt Riesen	9
2011	T.J. Fatinikun	7.5	1992	Dan Williams	28
	Malcolm Riley	7.5	1991	Dan Williams	15
	Terrell Anderson	7.5	1990	Dan Williams	7
2010	T.J. Fatinikun	13.0	1989	Tony Hirsell	11
2009	Barry Church	8.5	1988	Mike McCreary	8
2008	Albertson Alexandre	7.0		Tony Hirsell	8
2007	Greg Hay	8.0	1987	Brian Gabel	13
2006	Mike Alston	17.0	1986	Marc Patton	5
2005	Mike Alston	12.5		Brian Gabel	5
2004	Keon Jackson	10.5		Clarence Good	5
2003	Ray Turner	13	1985	Bob Beemer	15
2002	David Gardner	12	1984	Bob Beemer	14
2001	David Bockmore	17	1983	Bob Beemer	13
2000	DeJuan Goulde	17	1982	Darin Wright	14
1999	Kevin Rollins	18	1981	Mike Russell	17
1998	Jason Lamar	12	1980	Jeff Jackson	12
	DeJuan Goulde	12	1979	Mike Kennedy	11
1997	Jason Richards	12	1978	Joe Conroy	16
1996	Marcus Matthews	16	1977	Joe Conroy	9
			1976	Larry Lunderman	12

ANNUAL INTERCEPTION LEADERS

Year	Player	INT	Year	Player	INT	Year	Player	INT
2014	Jordan Haden	3	1997	Rasche` Sumpter	3	1977	Dave Hausfold	2
2013	Chaz Whittaker	2		Clarence Love	3		Ed Turner	2
2012	Jermaine Robinson	4	1996	Mark Herron	4			
2011	Desmond Marrow	3	1995	Jamal Belt*	6			
	Jermaine Robinson	3		Craig Dues*	6			
2010	Archie Donald	3	1994	Jamal Belt	3			
	Desmond Marrow	3	1993	Al Baker	3			
	Dan Molls	3	1992	Al Baker	4			
2009	Douglas Westbrook	3	1991	Paul Simpson	2			
2008	Tyrrell Herbert	4		Darrin Anderson	2			
2007	Barry Church	3	1990	Dan Vargo	5			
	Myshan Veasley-Pettis	3	1989	David Walkosky	3			
2006	Barry Church	4	1988	John Bowsher	5			
2005	Keon Jackson*	4	1987	Keith Saunders	3			
2004	Keon Jackson*	3	1986	Harold McGuire	3			
	Nigel Morris*	3	1985	Dexter Clark	5			
2003	Brandon Hefflin	5		Bryant Jones	5			
2002	Brandon Hefflin*	6	1984	Mark Brandon*	7			
2001	Corey Morris*	4	1983	Mark Brandon	9			
2000	Andy Boyd	3	1982	John Brady	2			
	Brandon Hefflin	3		John Gudger	2			
1999	Jehu Anderson	3	1981	Mike Kennedy*	4			
	Andy Boyd	3		Jack Laraway*	4			
1998	Keith Travis	3	1980	Tad Wampfler	4			
	Kelly Herndon	3	1979	Dan Cox	5			
	Andy Boyd	3	1978	Ed Jefferson	2			
				Mark Sutter	2			



Jordan Haden

ANNUAL LEADERS

ANNUAL FIELD GOAL LEADERS



Jeremiah Detmer

Year	Player	FG-Att.	Year	Player	FG-Att.
2014	Jeremiah Detmer	17-22	1986	Bruce Nichols	11-15
2013	Jeremiah Detmer	19-20	1985	Bruce Nichols	9-15
2012	Jeremiah Detmer	24-29	1984	David Walker	13-25
2011	Ryan Casano	10-13	1983	Tony Lee	15-19
2010	Bill Claus	4-7	1982	Tony Lee	15-19
2009	Alex Steigerwald	12-16	1981	Tony Lee	10-13
2008	Alex Steigerwald	16-21	1980	David Ridgeway	5-6
2007	Alex Steigerwald	13-13	1979	David Ridgeway	5-12
2006	Alex Steigerwald	7-8	1978	David Ridgeway	3-10
2005	Jason Robbins	13-13	1977	David Ridgeway	4-13
2004	Jason Robbins	9-10	1976	Mike Sherman	2-4
2003	Jason Robbins	3-7	1975	Bob Kellener	5-8
2002	Jason Robbins	13-16	1974	Virgil Crots	9-14
2001	Todd France	15-20	1973	George Keim	3-13
2000	Todd France	15-19	1972	George Keim	6-12
1999	Todd France	18-26	1971	George Keim	6-13
1998	Todd France	11-19	1970	Tom Duncan	12-22
1997	Chris Merrick	11-16	1969	Kenneth Crots	6-18
1996	Ryan Klaer	8-13	1968	Kenneth Crots	9-NA
1995	Mark Spring	9-18	1967	Kenneth Crots	5-NA
1994	Ryan Klaer	9-14	1966	Bob Buchs	5-NA
1993	Mark Spring	7-12	1965	Bob Buchs	1-NA
1992	Rusty Hanna	21-29	1964	Bob Buchs	1-NA
1991	Rusty Hanna	12-20	1963	None Made	
1990	Rusty Hanna	18-28	1962	None Made	
1989	Rusty Hanna	15-17	1961	Tom McCartney	1-NA
1988	Bruce Nichols	15-17	1960	Tom McCartney	2-NA
1987	Bruce Nichols	15-23	1959	Tom McCartney	2-NA

ANNUAL PUNTING LEADERS

Year	Player	Avg.	Year	Player	Avg.
2014	Nick Ellis	36.6	1971	Bill O'Hara	37.8
2013	Vince Penza	41.0	1970	Jeff Siek	33.3
2012	Vince Penza	40.5	1969	Jeff Siek	33.0
2011	Vince Penza	37.8	1968	Roland Moss	39.4
2010	Vince Penza	39.8	1967	Dennis Hromika	34.8
2009	Bill Claus	37.4	1966	Dennis Hromika	34.8
2008	Bill Claus	38.8	1965	Dennis Hromika	36.8
2007	Brett Kern	46.1	1964	Bob Buchs	36.6
2006	Brett Kern	41.7	1963	Tom Nolan	36.6
2005	Brett Kern	39.5			
2004	Brett Kern	40.6			
2003	Brandon Hannum	43.5			
2002	Brandon Hannum	39.4			
2001	Brandon Hannum	40.8			
2000	Brandon Hannum	37.9			
1999	John Manly	35.6			
1998	Gabe Lindstrom	41.0			
1997	Gabe Lindstrom	40.5			
1996	Ty Grude	42.9			
1995	Ty Grude	42.5			
1994	Ty Grude	38.5			
1993	Ty Grude	33.6			
1992	Brian Borders	40.5			
1991	Brian Borders	36.0			
1990	Brian Borders	40.8			
1989	Brian Borders	40.3			
1988	Tyler Bordick	38.3			
1987	Pete Krimm	35.6			
1986	Pete Krimm	34.9			
1985	Pete Cochran	36.7			
1984	David Walker	38.7			
1983	David Walker	40.9			
1982	David Walker	34.8			
1981	Mike Denney	37.7			
1980	Mike Denney	34.5			
1979	David Ridgeway	37.6			
1978	Rich Wurst	37.0			
1977	Rich Wurst	38.5			
1976	Rich Wurst	36.3			
1975	Rich Wurst	38.5			
1974	Jim Cameron	37.3			
1973	Jim Cameron	35.3			
1972	Bill O'Hara	36.5			



Nick Ellis

ANNUAL LEADERS

ANNUAL PUNT RETURN LEADERS



Corey Jones

Year	Player	Avg.
2014	Corey Jones	6.4
2013	Bernard Reedy	10.8
2012	Bernard Reedy	11.1
2011	Eric Page	10.9
2010	Eric Page	3.8
2009	Eric Page	10.8
2008	Nick Moore	6.2
2007	Nick Moore	6.9
2006	Steve Odom	3.7
2005	Steve Odom	6.3
2004	Lance Moore	13.8
2003	Lance Moore	12.9
2002	Dontà Greene	14.8
2001	Dontà Greene	11.7
2000	Tony Miller	8.4
1999	Jameel Turner	7.0
1998	Jameel Turner	5.9
1997	Jameel Turner	10.4
1996	Mace Freeman	6.7
1995	Mark Herron	6.2
1994	Tom Boyd	10.3
1993	Mark Herron	6.2
1992	Marcus Goodwin	6.6
1991	Joe Lajewski	6.6
1990	Rick Isaiah	5.7
1989	Joe Lajewski	4.3
1988	Joe Lajewski	7.8
1987	Renza Hughley	3.0
1986	Renza Hughley	4.1
1985	Eddie Harris	6.4
1984	Eddie Harris	7.5
1983	Eddie Harris	7.7
1982	Eddie Harris	6.8
1981	Richard Wray	4.3
1980	Scott Alexander	6.1
1979	Scott Alexander	2.8
1978	Scott Alexander	8.0
1977	Dave Harsfield	5.9
1976	Mike Slater	3.0
1975	Pat Cotter	10.3
1974	Randy Whatley	6.3
1973	Pete Alsup	7.7
1972	Pete Alsup	9.3
1971	Steve Banks	4.2
1970	Steve Banks	8.0
1969	Dan Crockett	8.9
1968	Dan Crockett	5.2
1967	Pete Kramer	13.4
1966	Jim Hauser	8.7
1965	Jim Grey	6.6
1964	Jim Grey	7.4
1963	Jim Grey	17.6

ANNUAL KICKOFF RETURN LEADERS

Year	Player	Avg.
2014	Kishon Wilcher	22.0
2013	Bernard Reedy	22.3
2012	Bernard Reedy	27.7
2011	Eric Page	25.2
2010	Eric Page	31.1
2009	Eric Page	25.4
2008	Greg Harris	21.5
2007	Jalen Parmele	28.0
2006	Richard Davis	21.9
2005	Richard Davis	22.8
2004	Lance Moore	21.2
2003	Lance Moore	21.7
2002	Dontà Greene	22.5
2001	Dontà Greene	20.6
2000	Tony Miller	26.3
1999	Carl Ford	20.3
1998	Dwayne Harris	18.2
1997	Ray Curry	20.1
1996	Mace Freeman	16.2
1995	Dwayne Harris	25.3
1994	Tyrone Brown	22.0
1993	A. Morgan	24.6
1992	A. Morgan	21.1
1991	Marcus Goodwin	20.3
1990	Rick Isaiah	20.9
1989	Corey Ivey	16.8

1988	Alan Smiley	21.9
1987	Renza Hughley	19.7
1986	Renza Hughley	22.2
1985	Eddie Harris	19.3
1984	Eddie Harris	19.8
1983	Arnold Smiley	18.2
1982	Eddie Harris	20.3
1981	Steve Morgan	22.6
1980	Arnold Smiley	19.4
1979	Mike Alston	13.8
1978	Willis Bell	20.7
1977	Mike Alston	22.8
1976	Irv Kenerly	19.8
1975	Carl Fortman	15.5
1974	Randy Whatley	21.4
1973	Randy Whatley	23.5
1972	Jim Mulinix	21.6
1971	John Saunders	13.7
1970	Glyn Smith	25.0
1969	Dan Crockett	16.4
1968	Dan Crockett	27.5
1967	David Witkowski	19.6
1966	Don Thomas	19.4
1965	Willie Loper	23.1
1964	Willie Loper	24.9
1963	Jim Grey	19.4



Kishon Wilcher

MAC CHAMPIONSHIP GAME



2015 MAC CHAMPIONSHIP GAME

Friday, Dec. 4, 2015
Ford Field, Detroit, MI



Bruce Gradkowski was named MVP of the 2004 MAC Championship Game.

MAC CHAMPIONSHIP GAME RESULTS

Year	Results	Site	Att.
1997	Marshall 34, Toledo 14	Marshall	28,021
1998	Marshall 23, Toledo 17	Marshall	28,085
1999	Marshall 34, W. Michigan 30	Marshall	28,069
2000	Marshall 19, W. Michigan 14	Marshall	24,816
2001	Toledo 41, Marshall 36	Toledo	20,025
2002	Marshall 49, Toledo 45	Marshall	24,582
2003	Miami 49, Bowling Green 27	BGSU	24,813
2004	Toledo 35, Miami 27	Detroit	22,138
2005	Akron 31, Northern Illinois 30	Detroit	12,051
2006	Central Michigan 31, Ohio 10	Detroit	25,483
2007	Central Michigan 35, Miami 10	Detroit	25,013
2008	Buffalo 42, Ball State 24	Detroit	12,871
2009	Central Michigan 20, Ohio 10	Detroit	23,714
2010	Miami 26, Northern Illinois 21	Detroit	12,031
2011	Northern Illinois 23, Ohio 20	Detroit	13,052
2012	Northern Illinois 44, Kent St. 37 (2OT)	Detroit	18,132
2013	Bowling Green 47, N. Illinois 27	Detroit	21,106
2014	N. Illinois 51, Bowling Green 17	Detroit	15,110

MAC CHAMPIONS

- | | | |
|---------------------------|--------------------------|----------------------|
| 1947 - Cincinnati | 1972 - Kent State | 1997 - Marshall |
| 1948 - Miami | 1973 - Miami | 1998 - Marshall |
| 1949 - Cincinnati | 1974 - Miami | 1999 - Marshall |
| 1950 - Miami | 1975 - Miami | 2000 - Marshall |
| 1951 - Cincinnati | 1976 - Ball State | 2001 - Toledo |
| 1952 - Cincinnati | 1977 - Miami | 2002 - Marshall |
| 1953 - Ohio | 1978 - Ball State | 2003 - Miami |
| 1954 - Miami | 1979 - CMU | 2004 - Toledo |
| 1955 - Miami | 1980 - CMU | 2005 - Akron |
| 1956 - Bowling Green | 1981 - Toledo | 2006 - CMU |
| 1957 - Miami | 1982 - Bowling Green | 2007 - CMU |
| 1958 - Miami | 1983 - NIU | 2008 - Buffalo |
| 1959 - Bowling Green | 1984 - Toledo | 2009 - CMU |
| 1960 - Ohio | 1985 - Bowling Green | 2010 - Miami |
| 1961 - Bowling Green | 1986 - Miami | 2011 - NIU |
| 1962 - Bowling Green | 1987 - EMU | 2012 - NIU |
| 1963 - Ohio | 1988 - WMU | 2013 - Bowling Green |
| 1964 - Bowling Green | 1989 - Ball State | 2014 - NIU |
| 1965 - BGSU/Miami | 1990 - Toledo/CMU | |
| 1966 - Miami/WMU | 1991 - Bowling Green | |
| 1967 - Toledo/Ohio | 1992 - Bowling Green | |
| 1968 - Ohio | 1993 - Ball State | |
| 1969 - Toledo | 1994 - CMU | |
| 1970 - Toledo | 1995 - Toledo | |
| 1971 - Toledo | 1996 - Ball State | |

MAC DIVISIONAL CHAMPIONS

- | | |
|---|--------------------------------------|
| West Division | East Division |
| 1997 - Toledo | 1997 - Marshall |
| 1998 - Toledo | 1998 - Marshall |
| 1999 - Western Michigan | 1999 - Marshall |
| 2000 - Western Michigan*/Toledo | 2000 - Marshall*/Akron |
| 2001 - Toledo*/Northern Illinois/ Ball State | 2001 - Marshall |
| 2002 - Toledo*/Northern Illinois | 2002 - Marshall |
| 2003 - Bowling Green | 2003 - Miami |
| 2004 - Toledo*/Northern Illinois | 2004 - Miami |
| 2005 - Toledo/Northern Illinois* | 2005 - Akron*/Miami/ Bowling Green |
| 2006 - Central Michigan | 2006 - Ohio |
| 2007 - Central Michigan*/Ball State | 2007 - Miami*/Bowling Green/ Buffalo |
| 2008 - Ball State | 2008 - Buffalo |
| 2009 - Central Michigan | 2009 - Ohio |
| 2010 - Northern Illinois | 2010 - Miami |
| 2011 - Northern Illinois*/Toledo | 2011 - Ohio |
| 2012 - Northern Illinois | 2012 - Kent State |
| 2013 - Northern Illinois | 2013 - Bowling Green |
| 2014 - Northern Illinois*/Toledo | 2014 - Bowling Green |

* Advanced to MAC Championship Game by tiebreaker

ALL-TIME RECORD VS. OPPONENTS

<u>OPPONENT</u>	<u>W</u>	<u>L</u>	<u>T</u>	<u>SERIES BEGAN</u>	<u>LAST PLAYED</u>						
Adrian	0	2	0	1919	1921	Florida	0	1	0	2013	2013
Akron	9	9	0	1923	2013	Florida International	1	2	0	2008	2010
Alma	0	2	1	1922	1927	Florida State	0	1	0	1986	1986
Arizona	0	4	0	1985	2012	Fort Belvoir	0	1	0	1953	1953
Arizona State	0	1	0	1979	1979	Fresno State	0	2	0	2005	2008
Arkansas	0	0	0	2015	2105	Georgetown (KY)	1	0	0	1937	1937
Arkansas State	3	0	0	1990	2014	Grand Rapids	1	0	0	1923	1923
Assumption	1	1	0	1924	1925	Great Lakes	1	0	0	1947	1947
Austin Peay	1	0	0	1988	1988	Haskell Institute	0	0	1	1935	1935
Baldwin-Wallace	6	2	1	1921	1959	Heidelberg	1	3	1	1930	1936
Ball State	20	19	1	1975	2014	Hillsdale	3	4	0	1918	1960
Bates	2	0	0	1946	1948	Illinois Wesleyan	2	0	0	1941	1942
Bluffton	4	3	0	1921	1937	Indiana	0	3	0	1989	1996
Boise State	0	2	0	2010	2011	Indiana State	1	0	0	1994	1994
Boston	0	2	0	1935	1936	Iowa State	1	2	0	2006	2014
Boston College	0	1	0	2002	2002	Jefferson Barracks	1	0	0	1941	1941
Bowling Green	36	39	4	1919	2014	John Carroll	7	6	2	1933	1954
Bradley	7	1	0	1941	1961	Kansas	1	3	0	1991	2007
Brandeis	0	0	1	1956	1956	Kent State	24	21	0	1942	2014
Buffalo	7	3	0	1925	2013	Kenyon	2	0	0	1933	1934
Butler	1	2	0	1940	1942	Liberty	3	0	0	1994	2007
Camp Shelby	1	0	0	1941	1941	Long Island	0	2	0	1939	1940
Canisius	0	2	0	1947	1948	Loras	0	1	0	1949	1949
Capital	2	2	0	1932	1935	Louisiana Tech	0	2	0	1996	1999
Carnegie Tech	0	2	0	1923	1924	Louisville	3	5	0	1925	1981
Case	3	1	0	1934	1947	Marietta	1	0	0	1932	1932
Central Florida	1	2	0	1997	2002	Marshall	22	18	1	1938	2003
Central Michigan	22	18	3	1928	2014	Massachusetts	4	1	0	1976	2014
Cincinnati	3	5	0	1921	2014	McNeese State	1	2	0	1980	2006
Coastal Carolina	1	0	0	2012	2012	Miami (FL)	0	1	0	1987	1987
Colorado	1	0	0	2009	2009	Miami (OH)	22	28	1	1938	2011
Colorado State	1	1	0	1970	1973	Michigan	1	0	0	2008	2008
Davidson	1	0	0	1969	1969	Michigan "B" Team	0	1	0	1928	1928
Davis & Elkins	2	0	0	1940	1951	Michigan State	0	1	0	1925	1925
Dayton	10	13	0	1924	1976	Minnesota	1	3	0	1978	2004
Defiance	7	4	0	1918	1933	Missouri	0	2	0	2013	2014
Denison	1	1	0	1935	1936	Muskingum	4	0	0	1922	1957
Detroit	1	4	0	1917	1964	Navy	3	1	0	1990	2013
Detroit Tech	3	0	0	1939	1941	Nevada	3	0	0	1995	1997
East Carolina	2	2	0	1970	1981	Nevada-Las Vegas	2	1	0	1984	2003
Eastern Illinois	2	0	0	1984	2000	New Hampshire	5	0	0	1947	2014
Eastern Kentucky	3	2	2	1952	1959	North Dakota	2	0	0	1939	1949
Eastern Michigan	31	11	0	1923	2014	Northern Illinois	29	13	0	1967	2014
E. Tennessee St.	1	0	0	1995	1995	Notre Dame "B"	0	1	0	1923	1923
E. Washington	1	0	0	2013	2013	Ohio	31	19	1	1925	2010
Findlay	8	2	0	1917	1936	Ohio Northern	0	3	0	1917	1930
						Ohio State	0	3	0	1998	2011
						Ohio St. "B" Team	0	1	0	1932	1932

ALL-TIME RECORD VS. OPPONENTS

OPPONENT	W	L	T	SERIES BEGAN	LAST PLAYED
Ohio Wesleyan	2	0	0	1937	1938
Oklahoma City	2	0	0	1948	1949
Otterbein	3	0	0	1932	1936
Penn State	1	0	0	2000	2000
Pittsburgh	1	2	0	2002	2006
Pittsburg St. (KS)	1	0	0	1950	1950
Purdue	3	3	0	1992	2010
Quantico Marines	1	0	1	1965	1966
Richmond	3	0	0	1968	1983
St. Bonaventure	0	1	0	1950	1950
St. Joseph	1	1	0	1938	1941
St. Mary's (TX)	2	0	0	1938	1939
San Jose State	1	0	0	1981	1981
Scranton	0	2	0	1939	1940
South Dakota St.	1	1	0	1947	1962
Southern Illinois	3	0	0	1963	1993
Springfield	2	0	0	1948	1949
Stony Brook	0	0	0	2015	2015
Syracuse	0	3	0	1999	2011
Tampa	0	3	0	1972	1974
Temple	7	3	0	1961	2011
Texas-Arlington	2	0	0	1971	1972
Texas-El Paso	1	0	0	2005	2005
Tulsa	1	1	0	1962	1964
US Coast Guard	0	1	0	1942	1942
Valparaiso	1	0	0	1939	1939
Villanova	5	5	0	1963	1975
Washington	0	1	0	1991	1991
Wayne State	13	8	1	1919	1950
Weber State	2	0	0	1996	2000
Western Carolina	1	0	0	1975	1975
Western Illinois	1	0	0	2005	2005

Western Michigan	40	28	0	1939	2014
Western Reserve	2	7	1	1919	1954
West Liberty	1	0	0	1938	1938
West Virginia	0	1	0	1937	1937
Wichita State	2	2	0	1946	1986
William & Mary	1	0	0	1970	1970
Wisconsin	0	2	0	1982	1989
Wittenberg	0	1	0	1927	1927
Wooster	0	1	0	1920	1920
Wyoming	1	1	0	2010	2012
Xavier	4	9	0	1926	1973
Youngstown State	4	2	1	1942	1961

2014 opponents in bold

RECORD VS. CONFERENCES

Records reflect conference affiliation of opponents as of June, 2015*

ACC: 4-14

American: 14-13

Big 12: 2-5

Big Ten: 6-17

Conference USA: 24-22-1

Mid-American: 296-229-11*

Mountain West: 8-5

Pac-12: 1-6

SEC: 0-3

Sun Belt: 5-0

FBS Independents: 3-1

FCS Schools: 21-2 (since Division I split into two divisions in 1978)

* Includes MAC games vs. teams no longer in the conference



THE UNIVERSITY OF TOLEDO

UNIVERSITY HISTORY & TRADITIONS

UNIVERSITY ORIGIN

The University of Toledo was founded by Jesup Wake-man Scott on October 12, 1872 as a private arts and trades school, known as Toledo University of Arts and Trades, offering painting and architectural drawing as its only subjects. Scott, the editor for the Toledo Blade newspaper from 1844 to 1847, was a public-spirited Toledoan who felt the city should have a university to train young people for responsible positions in the growing community. Scott's dream led him to endow 160 acres of land which later became the Scott Park Campus. Scott died in 1874 and the school was forced to close in 1878 due to a lack of funds. On January 8, 1884, the assets of the university were turned over to the city of Toledo and the school reopened that year as the Manual Training School, later changing its name to Toledo University. In 1922, the university moved into an automobile mechanics training facility on Scott's land that had been constructed during World War I. After the Toledo voters passed a bond levy in 1928, the main campus was moved north to the land located on Bancroft Street, with University Hall being the first building constructed in 1931.

On July 1, 1967, the University was given the status of a state-funded university by the Ohio General Assembly and became known as the University of Toledo. On July 1, 2006 the University merged with the Medical University of Ohio, making UT one of only four institutions in the state with a medical school and a law school.

THE BELL TOWER AND UNIVERSITY HALL

President Henry J. Doermann, the father of the Bell Tower and the university's structural design, wanted



The Bell Tower was completed in 1931.

all of the buildings on Bancroft Campus to be of a Collegiate Gothic architectural design to reflect the best design elements of the universities of Europe. President Doermann felt such architecture would provide an atmosphere to inspire students. He also dreamed of a central tower that could be spotted from anywhere on campus. President Doermann went against the objections of many Toledoans who felt the design



Graduate level geography students studied the paths taken by students across the area now known as Centennial Mall during the Blizzard of 1978 to layout the sidewalks.

was too extravagant and a waste of money. He knew how much this Tower would mean to the UT community; therefore, he set out and accomplished his lofty goal of building the beautiful high structure that resides at the north center part of Bancroft Campus. Residing on the top four corners of this architectural gem are four gargoyles which overlook and guard the University of Toledo.

The 156-step, 206-foot Bell Tower sits atop of University Hall. Completed in 1931, University Hall was the first building built on Bancroft Campus. It took 400 men nearly one full year to complete University Hall and the second building built on campus, the Field House. The Collegiate Gothic structural design for University Hall set the standard for all other buildings to be constructed on the University of Toledo's Bancroft Campus.

CENTENNIAL MALL

During the Blizzard of 1978, the land in mid-campus, which used to be a faculty parking lot and Army barracks, was completely covered by snow. Graduate students in the university's geography department conducted a study and photographed the paths on the snow made by students walking to class. The design of the sidewalks in Centennial Mall was then constructed using the layout of those paths.

There are 290 trees located in the 9.7 acres of Mall area. This shrine of trees is known as the Circle of Champions. Centennial Mall was completed in 1980 and provides the campus with an environmentally friendly look, which contributes to UT's ranking as one of the "100 most beautifully landscaped places in the country," according to the American Society of Landscape Architects. Only 22 college campuses are on the list.

ATHLETIC TRADITIONS

THE UNIVERSITY SEAL

The University of Toledo's Seal was placed in the middle of Centennial Mall and dedicated on October 23, 1995 by the Student Alumni Council, with the support of various campus and community organizations. A tradition that was formally started by Omicron Delta Kappa, as part of their ritual, is that no Rockets past, present, or future who cross this path on their educational journey shall ever step on the seal. This is every Rocket's sign of respect and gratitude for our great university. It is a UT myth, and believed to be true, that if you step on the seal in Centennial Mall you will fail your next exam.

TOLEDO EDISON MEMORIAL FOUNTAIN

The Toledo Edison Memorial Fountain, a gift to The University of Toledo by the Toledo Edison Co. for the Centennial of Light (1879-1979), is located on the north side of the Student Union and was built when Centennial Mall was constructed in 1980. The fountain, designed by Toledoan Phyllis Nordin, was turned into a flowerbed for four years because the rusted pipes of the fountain would have cost \$50,000 to repair. After a fundraising effort by Student Government President Kevin Hopkins, Toledo Edison, and many others, the flowerbed was restored back into a fountain in 1997.



The Student Union Fountain.

When the University of Toledo played then-powerful Carnegie Tech in football in 1923, Pittsburgh sports writers were surprised to learn that UT did not have a nickname. Pittsburgh writers pressed James Neal, a UT student working in the press box, to come up with a nickname.

NICKNAME ORIGIN

Despite UT's 32-12 loss, the student labeled the team "Skyrockets," obviously impressed by his alma mater's flashy performance against a superior team. The sportswriters shortened the name to "Rockets," which has been used since.

Many other suggestions for UT's nickname have been considered through the years, including a Spanish theme of Toreadors or Bulls, in honor of Toledo's sister relationship with the city's namesake in Spain. Others included Commodores, Turtles, Bancroft Highwaymen and Jeeps.

Toledo teams were referred to as the Blue and Gold, Munies (for municipal university) and Dwyer's Boys (after head football coach James Dwyer) in sports stories prior to 1923.

Toledo teams were referred to as the Blue and Gold, Munies (for municipal university) and Dwyer's Boys (after head football coach James Dwyer) in sports stories prior to 1923.

SCHOOL COLORS

Midnight Blue and Gold were selected as the school's official colors by the Varsity 'T' club, at its organizational meeting on December 1, 1919. Ten of the 14 football lettermen met to form the club, and also chose Ed Stader as their first president.

THE FIGHT SONG

"U of Toledo" was written in 1932 by Dave Connelly, UT athletic director and baseball coach through much of the 1930s and 1940s. Connelly loved to sing, but had never studied music. He wrote the words for "U of Toledo" and sang the melody to a family friend, Bernie Jones. Jones played it on the piano and put it to music.

The tune remained largely unchanged until 1975, when UT associate professor of music David Jex arranged the current version. At that time, the song's one verse (see box below) was dropped from the official version of the fight song.

FIGHT SONG "U OF TOLEDO"

Chorus

U of Toledo, we'll fight for you
(Fight! Fight! Fight!)

U of Toledo, we love the Gold and Blue
(Let's go Blue!)

Men of the Varsity, the enemy must yield,
We'll fight just like our ancestors
and march right down the field!
T-O-L-E-D-O, Toledo!

Verse (no longer used)

The Indians roamed the Maumee River land
Till along came Anthony Wayne.
Old England was the ruler of the Lakes,
Till Perry gained his fame.
They were fighters and victorious
And they drove back every foe.
Gave their legends and traditions
To the school we honor so.

ALMA MATER "FAIR TOLEDO"

In tower shadows voices now raising,
To alma mater Golden and Blue,
Fair Toledo praise to thee,
Portal of learning ever be,
Hallowed halls we shall revere,
Vow to keep thy memory dear.

ATHLETIC TRADITIONS

THE ALMA MATER

“Fair Toledo” was selected from eight entries which were submitted in the UT Alma Mater Song Contest, sponsored jointly by the Student Senate and the Alumni Association in 1959. The competition was held to replace “Golden and Blue,” set to “Amici,” a tune used by various universities.

While driving to work, Gilbert Mohr heard Jim Uebelhart announce the contest on the radio in January of that year. An amateur songwriter, Mohr began humming different tunes, and later with his wife, Jean Strout, wrote the lyrics. Their alma mater entry won the contest and the couple received a \$100 government bond. “Fair Toledo” debuted at halftime of the Marshall-Toledo basketball game on March 2, 1959.

THE CANNON

Everyone who attends a Rocket football game is familiar with the “boom” of the cannon when the Rockets score. The tradition of the cannon originates from 1966 when Pi Kappa Phi member Walt “Swift” Piotrowski saw a canon being shot off at a University of Texas game. Another fraternity brother, John “Tank” Drake, was able to obtain a Civil War era canon.



The Cannon’s boom can be heard from many miles from campus.

that canon was in use until it was replaced by a brand-new cannon in 2010.

The canon was first fired at the football game vs. Xavier on Sept. 17, 1966 from the top east stone tower in the Glass Bowl. The cannon continued to be fired from this position until 1989, when it had to be moved to the field because of structural concerns with the stone towers. From 1990 to 2008 the cannon was fired from field level until

it was moved to the east balcony of the Larimer Building for safety reasons. In 2009 the cannon returned to its original position on the east tower.

Blasts are fired at the beginning of each home game, at the end of each half, and after every Rocket score.

THE ROCKET

In 1961, the University of Toledo procured a genuine Nike-Ajax missile from the U.S. Army missile program. Simply known as “The Rocket,” it was placed behind the crossbar of the north end goalpost, where the Larimer Athletic Complex resides today. During the renovation in 1989-90, the Rocket



The Rocket was completely refurbished in 2004.

was moved to its present day position on the northeast corner of the Glass Bowl, just outside of the wall. The one-ton Rocket carries two sets of fins and a propellant boost capable of guiding the missile to supersonic velocity. In 2004, the rocket was refurbished and painted midnight blue and gold.

Legend has it that the rocket’s trajectory is pointed toward Bowling Green State University, 25 miles south. If the Rocket were to be lit, it is said, it would blast off and land directly on the 50-yard line of the Falcons’ Doyt Perry football stadium.

THE SPIRIT ROCK

In 1968, Nicholson Concrete and Supply Co. donated an eight-ton rock to the University of Toledo as a symbol of the spirit of its student body. The Spirit Rock was originally located on the grass between the William S. Carlson Library and the Student Union. The large rock marked the final resting place of the old Bancroft High image of UT. The original Spirit Rock was moved by the university in order to make room for the Student Union expansion, and now resides by the pond at Scott Park Campus.



Painting the Spirit Rock before a big game is a UT tradition.

The current Spirit Rock on main campus was donated to the university in 1997 and placed in the Flatlands. Over the years, the rock has been a site for many Rocket pep rallies. The Spirit Rock has been tarred and feathered, burnt, and painted hundreds of times, but it is tradition to paint it only during twilight hours.

ATHLETIC TRADITIONS



Toledo has never relinquished the Battle of I-75 Trophy.

THE I-75 RIVALRY

Just 20 miles of highway on I-75 separate the University of Toledo and Bowling Green State University, considered by many observers to be the greatest rivalry in the Mid-American Conference. These two universities first met on the gridiron in 1919, playing 12 times before the series was discontinued following the 1935 game (a 63-0 Toledo triumph).

The rivalry resumed in 1948 and has been stirring up emotions on both sides ever since. Bowling Green leads the all-time series, 39-36-4, though UT has won five straight and is 14-6 vs. the Falcons over the last 20 seasons.

From 1980-2010, the trophy that traded hands between Toledo and Bowling Green was referred to as “The Peace Pipe

Trophy.” Beginning in 2011, the schools retired the trophy out of respect to Native American culture, and began using the “Battle of I-75” trophy, a dense bronze and granite sculpture weighing more than 50 pounds.

THE MARCHING BAND

The Rocket Marching Band is dedicated to excellence in performance, as well as the musical and social enrichment of its members. The Rocket Marching Band provides quality entertainment and spirit promotion at UT functions and athletic events. In addition, the band has appeared at professional football games, college bowl games and many high school marching band festivals.

The band consists of students from large cities, small towns and rural areas, pursuing a myriad of careers and majoring in everything from architecture to zoology. The Rocket Marching Band has proudly represented UT with professionalism, dignity, spirit and excellence.

Auxiliaries to the Rocket Marching Band include the Dancing Rock-ets and the Flag Line. The Rock-ets constitute a dance line of approximately 14 women who are chosen each spring by a special audition. The Flag Line is comprised of approximately 28 women who primarily twirl flags during Rocket Marching Band pre-game and half-time shows.

THE CHEERLEADERS

Providing the spirit at all home and road football games are the cheerleaders. The cheerleaders are also at every home men’s and women’s basketball game, and numerous public appearances on behalf of the UT Athletic Department.

The UT cheerleading squad consists of a varsity and a junior varsity squad. There is a total of 34 members—16 varsity, 16 junior varsity and two mascots.

The varsity squad practices throughout the summer in



The UT Marching Band



The UT Cheerleaders

ATHLETIC TRADITIONS

preparation for the coming season. The varsity squad travels to all the away football games, and cheers on the men's basketball team. For football games, the varsity squad is stationed primarily in the southeast corner of the stadium.

The JV squad cheers at every home football game and the women's basketball games. For football games, the JV squad is stationed primarily in the southwest corner of the stadium.

ROCKY THE ROCKET (AND ROCKSY)

Rocky the Rocket, the University of Toledo's mascot, began in the 1966-67 academic year by the Spirits and Traditions committee, an appendage of Student Government, with various students being chosen to dress up for a couple different games. Then in the fall of 1968, Rocky



Rocky the Rocket and Rocksy.

was taken under the wing of Dan Seemann, Director of Student Activities at the time, and the first official Rocky the Rocket, Bill Navarre, emerged. Navarre displayed his super spirit at UT both home and away football and basketball games in the Rocky the Rocket costume, which was made by the theater department seamstress. The costume was essentially a wastepaper basket with a pointed rocket top made of papier-mâché.

Over the years Rocky's costume has changed many times. In the early 70s, Rocky wore a tall metal rocket helmet with many different jumpsuit type outfits, including such items as bellbottom pants. Then, in 1977, an authentic spacesuit, helmet, and boots were donated to the university by the NASA Space Center in Houston, Texas with the help of former Ohio astronaut and senator, John Glenn. The space suit was used for football games, but because of its mass, a lightweight replica was used for the basketball season. Both suits were used until 1980 when Rocky took on a more futuristic look in a costume that was designed to present more of a space rocket image.

Another Rocky costume, which was plush with huge feet, was introduced in 1983, but was only used until 1986 when a big blue plush Rocky with smaller feet was unveiled. Throughout the late 1980s and most of the 1990s only minor changes were made to Rocky's costume.

In 1998, at the Bowling Green football game, a new Rocky arrived at midfield via helicopter. The new Rocky had a blue and gold rocket-man costume, complete with jetpack and astronaut helmet.

In 1998, at the Bowling Green football game, a new Rocky arrived at midfield via helicopter. The new Rocky had a blue and gold rocket-man costume, complete with jetpack and astronaut helmet.

The latest Rocky, which was unveiled in fall of 2008, maintains the futuristic space concept but is depicted more as a cartoon super hero. He was joined by a female companion, Rocksy, in 2010.

ROCKET FANATICS

The Rocket Fanatics were organized in 1995 in an effort to increase student spirit, pride, attendance and participation. Today, every UT student is considered a Rocket Fanatic the minute they enroll at the University of Toledo. The group exploded in popularity in 2000, when the Fanatics adopted the Athletic Department slogan, "See You at the Game," and began distributing thousands of Rocket Fanatic t-shirts to UT students. Waves of Rocket Fanatic t-shirts can now be seen in the student sections of the Glass Bowl and Savage Arena.

THE BLUE CREW / TRUE BLUE

"The Blue Crew" and "True Blue" are secret societies of spirited individuals who represent the pride inside of every Rocket. These organizations consist of UT students who are fully dedicated to instituting, reviving, and maintaining the University of Toledo's traditions. Each member is hidden under an assumed identity and name.

The Blue Crew and True Blue attend all home University of Toledo sporting events, and as many away games as possible.



ATHLETIC TRADITIONS

THEY SUPPORT THE ROCKETS

The Varsity 'T' Club

The Varsity T Club is a support group of former varsity letter-winners whose purpose is to support Rocket Athletic programs through service projects and special events. The Varsity T Club provides financial assistance to the athletic department on an annual basis.

Over the years, the club has provided over \$100,000 to fund the purchase of weight equipment in the Larimer and Savage Hall weight rooms. The club has also supported the replacement of the Glass Bowl turf, the student-athlete handbook, senior scholar-athlete receptions, the annual Hall of Fame Banquet and has also assisted in raising funds through a summer golf outing, and most recently, made a major commitment to the Building Champions Campaign to name the new Hall of Fame area in the Sullivan Athletic Complex at Savage Arena.

In 1998, the Varsity T Club completed a \$300,000 capital campaign for the construction of the Varsity T All-Sports Pavilion located just south of the Glass Bowl. The club sponsors pre-game tailgate receptions prior to all home football games for club members and guests.

The Rocket Fund

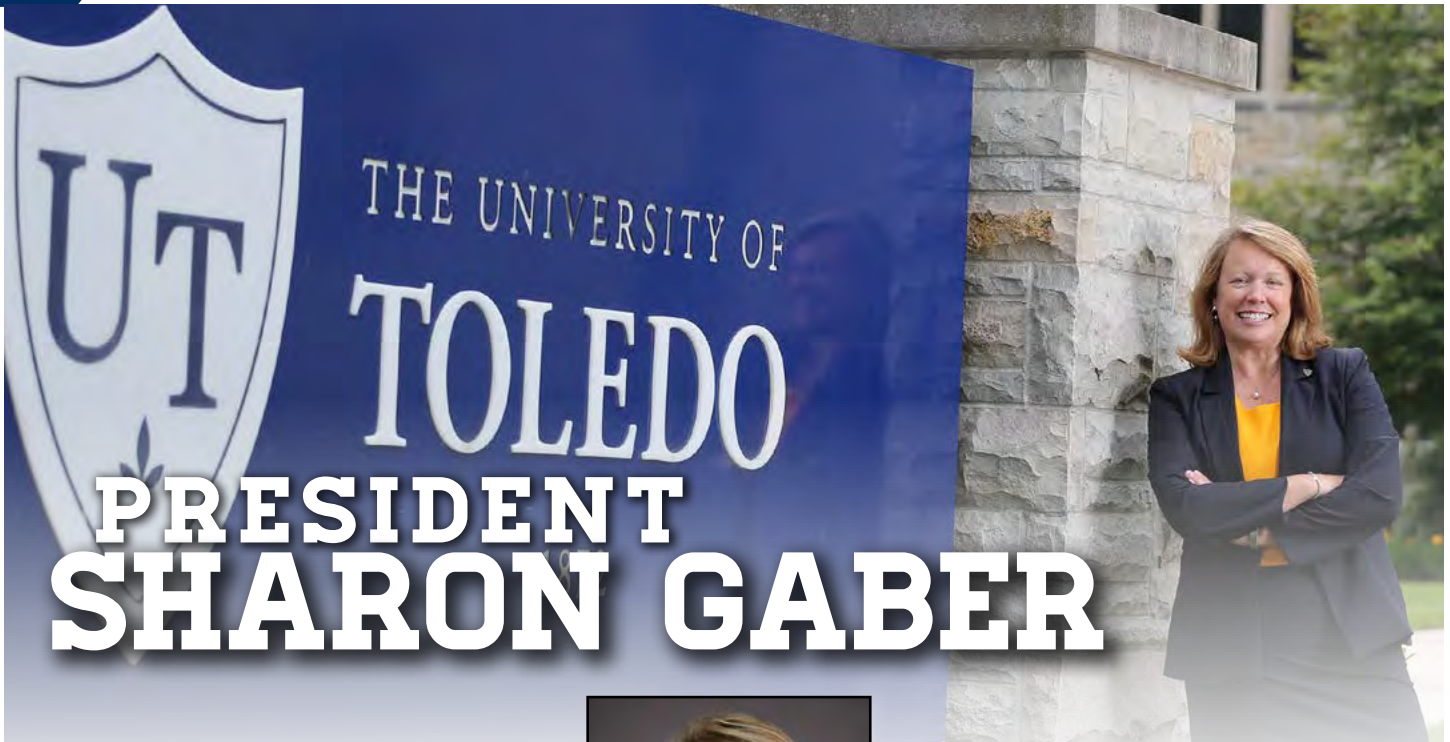
The Rocket Fund is the UT Athletic Department's official annual giving program. Over 1,100 Rocket fans are donors to the Rocket Fund at the \$100 gift level and up. Gifts may be designated for operations for a particular sport, for scholarship aid, or for unrestricted use. Benefits are provided at all gift levels of \$100 or more. For more information on the Rocket Fund, visit our website at www.utrockets.com or call the Athletic Development Office at 419-530-4183.

Downtown Coaches Association

The Downtown Coaches Association is a support group whose purpose is to promote, encourage and stimulate interest in intercollegiate athletics at the University of Toledo. It was founded in 1937 by athletic director and head football coach Doc Spears. For over 78 years, the DCA has sponsored Monday luncheons and assisted in the department's fundraising efforts. The DCA sponsors an annual reverse raffle and conducts 50/50 raffles at UT football and basketball games.

In 2008, the DCA made a major commitment to the Building Champions Campaign to name the "Wall of Champions" in the Sullivan Athletic Complex. The wall features photos of every Rocket MAC Championship team.





PRESIDENT SHARON GABER

Dr. Sharon L. Gaber began her tenure as 17th president of The University of Toledo in July 2015. A city and regional planning expert, Gaber came to the UT presidency following six years as provost and vice chancellor for academic affairs at the University of Arkansas.



At UT, Gaber is focused on elevating at the national level one of the country's most comprehensive institutions of higher education through increases in externally funded research, student enrollment and graduation rates, philanthropic support, and the recruitment of leading academic and clinical faculty.

In addition to more than two dozen grants totaling nearly \$2 million, Gaber is the author of 40 peer-reviewed articles researching and analyzing regional and urban planning, public policy, and the social dynamics that affect community decision-making.

As president, Gaber serves on the boards of trustees for the Toledo Regional Chamber of Commerce and the Regional Growth Partnership.

At Arkansas, Gaber was a member of the board of directors of the University of Arkansas Fayetteville Campus Foundation, the Washington Regional Medical Center, and Simmons First National Corp. She was also vice chair of the Arkansas Research and Technology Park board of directors.

She led the SEC Provosts group, a partnership of the chief academic officers of the Southeastern Conference, and is a member of the Urban Affairs Association, the American Planning Association, the Association of Collegiate Schools of Planning and the Association of Public and Land-Grant Universities.

Prior to that, she served in multiple roles in the provost's office at Auburn University; these included interim provost and vice president for academic affairs, senior associate provost, and associate provost for academic administration.

She served as an associate dean in the College of Architecture, Design and Construction and before that, was department chair and assistant chair in community and regional planning at the University of Nebraska-Lincoln.

Gaber, who co-founded the Women's Commission at the University of Arkansas, was named Academic Woman of the Year at Auburn in 2009 and earned the Professional Planner Distinguished Leadership Award presented by the Alabama Chapter of the American Planning Association.

She earned her bachelor's degree from Occidental College, a master's degree from the University of Southern California, and her doctorate in city and regional planning from Cornell University.

UT BOARD OF TRUSTEES

- Sharon Speyer, Chair (2019)
- Steven M. Cavanaugh - Vice Chair (2022)
- Daniel D. Arendt - Student Trustee (2016)
- Jeffrey C. Cole (2020)
- Anna L. Crisp - Student Trustee (2017)
- S. Amjad Hussain (2016)
- John S. Szuch (2015)
- Gary P. Thieman (2017)
- Joseph H. Zerbey, IV (2018)



VICE-PRESIDENT AND ATHLETIC DIRECTOR MIKE O'BRIEN

Now in his 14th year as vice-president and athletic director at the University of Toledo, Mike O'Brien has helped shape the UT Athletics program into one of the very best in the Mid-American Conference. Whether embarking on ambitious capital projects or nurturing the athletic and academic achievements of UT's student-athletes, O'Brien has left a legacy of success that few can match.

O'Brien, who has the second-longest tenure among MAC athletic directors, received national recognition for his accomplishments from the National Association of College Directors of Athletics at the NACDA Convention in June of 2012 when he was named the Football Bowl Subdivision Northeast Region Athletic Director of the Year. Just a few months later, O'Brien accepted the 2011-12 Cartwright Award, given annually to the MAC athletic program with the highest degree of excellence in academics, athletics and citizenship.

Perhaps the best word to describe O'Brien is "builder." He has been an instrumental force in initiating some of the most ambitious construction schedules in school history. No fewer than five major projects have been completed during O'Brien's reign, as well as numerous smaller ones.

O'Brien has also been a builder in an even more important sense. He has guided the Rockets into position as one of the strongest programs in the Mid-American Conference, both on the field and in the classroom. The Rockets have won or shared 28 league titles in nine different sports under O'Brien's watch. And in the classroom, O'Brien's emphasis on academics has led to record-breaking report cards for the department.

The building boom of capital projects under O'Brien's reign

began shortly after his arrival at UT in 2002 and has never relented. First on the agenda was the renovation of the outdoor track, tennis courts and soccer field. The soccer field project was completed in the fall of 2004, while the tennis courts and track were finished in 2006.

O'Brien next secured significant funding for the Athletics capital campaign for the new Charles A. Sullivan Athletic Complex and Savage Arena renovation project, including a \$5 million gift from Chuck and Jackie Sullivan. The \$30 million facility, which debuted on Dec. 3, 2008, can rightfully claim to be one of the premier facilities of its kind in the country. Changes to Savage Arena included a new seating configuration, improved fan amenities, new locker rooms and offices, new suites and loges, as well as a new video scoreboard and sound system. The Sullivan Athletic Complex features a beautiful glass atrium entrance to Savage Arena, a new ticket office, the Varsity 'T' Hall of Fame and "Rocky's Locker," a merchandise store devoted exclusively to selling Rocket gear and souvenirs.

The next addition to the Rockets' building spree was the completion of the Fetterman Training Center in 2010. The Fetterman Training Center is a 90,400 square-foot indoor multi-sport practice facility that features a 100-yard Field Turf playing surface, a regulation basketball/volleyball court, sprinting lanes and a long jump pit for track, a golf practice area and new golf locker rooms. As part of the project, improvements were also made to the adjacent UT Outdoor Track, including new permanent bleacher seating, a press box and elevated viewing platforms.

In August of 2014, a \$5.5 million renovation of the Larimer

Athletic Complex was completed. Highlights of the renovation include an upgraded academic center that will be used by all student-athletes; an enhanced locker room area; a larger, more modern weight room; renovated offices; and new coaches' meeting rooms. In addition, a dynamic new entryway into Larimer was constructed on the east side of building.

O'Brien's term as athletic director has been more than just bricks and mortar. Since becoming the school's 13th athletic director on Jan. 22, 2002, the Rockets have won or shared 28 MAC division, regular-season and tournament titles in the sports of football, men's basketball, women's basketball, women's cross country, men's golf, women's soccer, women's swimming, baseball and women's volleyball. In that same span, UT has made seven bowl appearances in football, including a 63-44 victory in the 2015 GoDaddy Bowl; three NIT appearances in men's basketball; and six WNIT appearances in women's basketball, including a WNIT championship crown in 2011. In addition, women's soccer has advanced to the NCAA Tournament four times, while men's golf has competed in the NCAA Championships twice. UT women have qualified for the NCAA Championships in either track or cross country a total of 17 times and received All-America recognition nine times since 2002. In women's swimming & diving, four Rockets have qualified for the NAAs, with one earning All-America honors on two occasions.

In 2011-12, the Rockets took home the Jacoby Trophy as the MAC's top women's athletic program for the first time in school history.

In the classroom, UT has produced overall department grade-point averages above a 3.1 in each of the past 13 semesters. In the 2015 spring semester, UT student-athletes achieved a combined GPA of 3.258, the second-highest mark for the Rocket athletic program. In addition, all 16 varsity sports earned a team GPA of 3.0 or higher for the first time in school history.

UT has won the Mid-American Conference Institutional Academic Achievement Award, presented annually to the school with the highest grade point average, in three of the last four years. The



Mike O'Brien speaks at the Fetterman Training Center dedication in 2010.

Rockets took the top spot in the MAC in 2011-12 with an overall athletic GPA of 3.171, in 2012-13 with a 3.200 mark and again in 2014-15 with a GPA of 3.213. The UT men's program earned the Faculty Athletics Representative (FAR) Academic Achievement Award for having the overall highest grade point average rank in 2009-10 and 2010-11.

Among O'Brien's other accomplishments are adding Ohio State, Miami (FL), Colorado, Purdue, Arizona, Missouri, Navy, Fresno State, Boise State, BYU, Iowa State and Cincinnati to the

home football schedule; securing Savage Arena as a site for the first and second rounds of the NCAA women's Basketball Championships in 2014; working with the Inverness Club to bring the 2009 NCAA Men's Golf Championships to Toledo; and securing a multi-year deal with Learfield Sports to increase UT's advertising revenue.

O'Brien was named to the NCAA Division Council in 2015 where he works on the Competition Oversight Committee. He also chairs the MAC Football Coaches Committee and is the conference's athletic director representative to the College Football Playoff Committee (formerly the Bowl Championship Series). Previously, he has served as the chair of the Mid-American Conference Athletic Director's Committee and was a member of the NCAA Division I Football Issues Committee.

Previous to his appointment at UT, O'Brien had 15 years of experience in athletics administration at four universities, Kansas State (associate A.D., 1997-2001), Lamar (athletic director, 1993-97), Pittsburgh (director of development 1989-93) and Ball State (marketing and development, 1986-89).

A native of Iowa City, IA, O'Brien earned a bachelor's degree in elementary education from Missouri Valley College in 1975, and has master's degrees in education from Wisconsin-River Falls in 1982 and in sports management from Western Illinois in 1986. Prior to his administrative career, O'Brien was an assistant basketball coach at three different schools from 1982-1986.

O'Brien and his wife Michelle have a son Jack (13).

MIKE O'BRIEN'S FILE

Age: 62 (born Dec. 31, 1952)

Education:

- Master's Degree in Physical Education, Western Illinois '86
- Master's Degree in Education, Wisconsin-River Falls '82
- Bachelor's Degree in Elementary Education, Missouri Valley College, '75
- Associate's Degree in Liberal Arts, Indian Hills (IA) C.C. '73

Administrative Experience:

- 2002- Vice President and Athletic Director, Toledo
- 1997-2001 Associate Athletic Director, Kansas State
- 1993-97 Athletic Director, Lamar
- 1990-93 Director of Development, Pittsburgh

- 1989-90 Assistant Director of Development, Pittsburgh
- 1988-89 Director of Development and Marketing, Ball State
- 1986-88 Administrative Asst. to the Athletic Director, Ball State

Coaching Experience:

- 1985-86 Assistant men's basketball coach, Western Illinois
- 1984-85 Assistant men's basketball coach, Wisconsin-Green Bay
- 1981-84 Assistant men's basketball coach, Wisconsin-River Falls

College Playing Experience:

- 1973-75 Basketball, Missouri Valley College
- 1971-73 Basketball, Indian Hills Community College

Family:

Wife, Michelle, and son, Jack (13)

ACADEMIC SUPPORT SERVICES

STUDENT-ATHLETE ACADEMIC SERVICES (SAAS)

The Department of Intercollegiate Athletics recognizes the unique needs of student-athletes in regards to academic support and is committed to their overall success at The University of Toledo. The Rocket Academic Center is located in the Larimer Athletic Complex and is open to all student-athletes. This facility is wireless and includes academic staff offices and a full-service computer lab. SAAS staff provides a variety of services to assist student-athletes that includes course scheduling, targeting (a time management program), study hall, individualized and group tutoring, career preparation and community service engagement.

Hours of operation

Sunday: 5:00 p.m. - 9:00 p.m.

Monday - Thursday: 8:30a.m. - 9:00 p.m.

Friday: 8:30a.m. - 5:00 p.m.

SAAS STAFF

Ericka Lavender is in her first year as assistant athletic director for Student-Athlete Academic Services. She is responsible for the daily operations of the Rocket Academic Center and will coordinate academic support for her assigned student-athletes.

Stacy Bowers is in her 20th year with Student-Athlete Academic Services as an Academic Coordinator. Bowers coordinates academic services for football, women's basketball, and men's and women's tennis student-athletes. In addition, Bowers helps to organize Rocket Launch (new student orientation) and serves on the Intercollegiate Committee on Advising (ICA).

Sue Irmen is in her 16th year with Student-Athlete Academic Services as an Academic Coordinator. Irmen coordinates academic support for her assigned student-athletes as well as directs the NCAA Student-Athlete Affairs programming for all student-athletes.

Laura Johnson is in 15th year with Student-Athlete Academic Services as a Learning Specialist. Johnson specifically addresses the learning needs of all student-athletes and is responsible for tutorial program in the Rocket Academic Center.

ACADEMIC ADVISING

Student-athletes will be assigned two academic coordinators (major advisor and athletic coordinator) during their time at UT. Both advisors work together to assist the student-athlete with creating balanced course



schedules that meet degree requirements and will not interfere with athletic commitments. SAAS academic coordinators maintain files on all student-athletes to monitor academic performance, NCAA eligibility and progress towards graduation. All tracking information (targeting reports, tutorial feedback, faculty academic progress reports, eligibility data and college advising documentation) is kept on file and communicated to coaches regularly.

TUTORING

Tutorial assistance is available to all student-athletes through both the Rocket Academic Center and the University's Learning Enhancement Center (LEC) located in Carlson Library. A Learning Specialist is located in the Rocket Academic center that focuses on writing skills, time management, study strategies and test taking skills to assist student-athletes. The Learning Specialist also coordinates the Academic Coach Program, a core group of volunteer professionals in business and education from the local community who offer their assistance in math, science, economics, business, social science and humanities. Student-athletes can also visit the LEC, which offers tutoring in the to all UT students free of charge.

TARGETING (TIME MANAGEMENT)

Academic Coordinators are working one-on-one with freshmen, new transfer students and returning students who are not performing well academically through the Targeting program to assist them with organizational

skills, time management.

Student-athletes will meet weekly or biweekly with their academic coordinator for 30 minutes to discuss their academic progress, upcoming assignments, eligibility issues and academic and career planning. The goal of this program is to model time management skills and develop a comprehensive plan to assist the student-athlete in the transition from high school to college.

NCAA STUDENT-ATHLETE AFFAIRS

The NCAA Student-Athlete Affairs program offers programming to cultivate student-athletes' lives in five main areas: academic excellence, athletic excellence, personal development, career development and commitment to service. Created in 1991, the NCAA Student-Athlete Affairs program at NCAA member institutions are supported nationally through the promotional and financial efforts of the NCAA Foundation, the NCAA and the Division I-A Athletic Directors' Association.

The NCAA Student-Athlete Affairs program coordinates events in the areas of community outreach through the "Rockets' Round Town" program. While continuing to utilize campus services for job search and career planning, the department has enhanced its career development programming through its partnership with AfterSport, a student-athlete career planning organization that was founded and is run entirely by two former collegiate and professional athletes who have also been successful in corporate America.

MENTOR PROGRAM

The SAAS Mentor Program develops active one-to-one relationships between current student-athletes and professionals from the community. This positive relationship fosters trust while providing guidance and support for the academic and personal enrichment of Rocket student-athletes.



Ericka Lavender



Stacy Bowers



Sue Irmen



Laura Johnson

REGULATIONS FOR BOOSTERS

ARE YOU A UT "ATHLETICS REPRESENTATIVE" (BOOSTER)?

The NCAA definition of a booster is very broad. Simply put, you are a booster if you have:

- Graduated from the University of Toledo.
- Purchased season tickets.
- Become a member of an organization that supports UT Athletics (Downtown Coaches, Varsity 'T', etc.).
- Made a donation to the Rocket Fund.
- Assisted a Toledo student-athlete in securing employment.

Once you become an athletic representative, you maintain that relationship forever, regardless of whether or not you remain in contact with the program.

PERMISSIBLE ACTIVITIES FOR BOOSTERS

Occasional meals provided to a student-athlete or team at the home of a booster or at an on-campus facility are permitted. The meal may be catered, and the booster hosting the meal may provide reasonable local transportation to the student-athlete(s) attending the meal (this event must be documented with the Compliance Office).

- Provide information to student-athletes on employment opportunities and internships.
- Please remember that student-athletes retain their status forever, just as boosters do. It is not permissible to provide benefits to a student-athlete simply because they have exhausted their athletics eligibility.

PROSPECTIVE STUDENT-ATHLETES (PROSPECT)

A prospective student-athlete (e.g., prospect or recruit) is an individual who has begun classes for the ninth grade. In basketball, prospects are individuals who have begun classes for the seventh grade. This includes prep school and two-year college student-athletes as well.

It is important to remember that athletes are considered to be prospective student-athletes even after they have signed a National Letter of Intent and/or financial aid agreement. Prospects retain this status until they have attended classes or have attended practice.

It is not permissible for boosters to make in-person, on- or off-campus recruiting contacts and written, telephonic, or electronic communications with the prospect, the prospect's relatives or legal guardians, or the prospect's coaches.

ENROLLED STUDENT-ATHLETES

A student-athlete, their relatives, or friends are not permitted to receive any special arrangement by an institutional employee or booster ("extra benefit") that is not authorized under NCAA legislation. Examples of extra benefits include:

- Free or reduced cost services.
- The use of telephones or credit cards.

- Free or reduced cost entertainment services (free movie tickets, dinners, or professional sports tickets).
- A loan of money or guarantee of a bond.
- An automobile or the use of an automobile.
- Transportation.
- The signing or co-signing of a note with an outside agency to arrange a loan.

Student-athletes must ask themselves two questions when trying to determine if they are being offered an extra benefit:

- "Is this benefit available to any student at the University of Toledo?"
- "Am I receiving this benefit because I am a student-athlete?"

If a student-athlete can honestly answer "Yes" to the first question, and "No" to the second question, the benefit in many cases would not be an extra benefit.

CONSEQUENCES OF NCAA VIOLATIONS

Booster participation in non-permissible activities may result in any of the following:

- A prospect may be declared ineligible to represent The University of Toledo.
- A student-athlete may be declared ineligible to compete for The University of Toledo.
- An entire athletic team may be declared ineligible to compete in MAC or NCAA competition.
- The institution may be placed on MAC/NCAA probation.
- MAC/NCAA championships may be vacated.
- Disassociation of booster from the institution and loss of season ticket privileges.

Please make a concerted effort to understand the rules.

Should you have any questions regarding NCAA legislation, please contact:



Brian Lutz
Associate Athletic Director

SPORTS MEDICINE



Assistant Athletic Director for Sports Medicine
Brian Jones

The primary goal of the Rocket Sports Medicine Department is to provide the best quality care to each and every student-athlete. The staff is trained to provide quick, accurate evaluations and expertise with the aid of excellent facilities and resources.

Injured student-athletes return to participation only when they are able to function on the field of play. The ability to function on the court, field or in the pool comes after thorough treatment and re-

habilitation. Jennifer Miller serves as the staff physical therapist for Rocket Athletics, and her expertise strengthens the overall goal of returning our student-athletes to competition as safely and quickly as possible. With the help of recent improvements in both the Savage and Larimer Athletic Training rooms, the Sports Medicine staff utilizes a variety of equipment and resources to hand-tailor a plan of care for each unique injury and student-athlete. The equipment attempts to simulate the same type of stress that is encountered while participating in a sport. Athletic trainers work to create an environment which is safe and yet conducive to the return of student-athletes to competition.

The athletic training staff consists of five full-time certified athletic trainers and eight certified graduate assistant athletic trainers: Assistant Athletic Director for Sports Medicine Brian Jones; Associate Athletic Trainer/Head Football

Athletic Trainer John Walters; Associate Head Athletic Trainer Gretchen Buskirk, Associate Athletic Trainer Brad Pierson; Assistant Athletic Trainer Andrea Baer; and Michelle Harris, the Athletic Department's insurance resources specialist. Graduate Assistant Athletic Trainers are Kyle Patrick and Allison Rowe (football); Mike Uzelac (cross country); Nichole Henderson (track & field); Brianna Camp (volleyball); Patrick Yurkanin (baseball); Chandler Castle (softball); and Rachel



Wright (swimming).

The Athletic Training staff is also aided by 35-40 Athletic Training students who work to earn a bachelors degree in athletic training while receiving daily hands-on learning and experience, as well as physical therapist Jennifer Miller.

Dr. Roger Kruse serves as the University of Toledo Head Team Physician. Dr. Kruse was recently named to the NCAA Compleitive Safeguards Committee and served on the medical team at the 1994 Winter Olympics in Lillihammer, Norway, and the 1996 Summer Olympics in Atlanta. Dr. Kruse is aided by a team of three Sports Medicine Fellows and several other Primary Care Sports Medicine Physicians that help to cover the wide-range of student-athletes.

The University of Toledo is also very fortunate to have Dr. Paul Fenton, Dr. Patrick Sparky and Dr. David Sohn as its orthopedic consultants.

As a result of the merger of the University of Toledo and the Medical College of Ohio in 2006, the University Medical Center has become very involved in providing health care services to all University of Toledo student-athletes. Experts from all areas of medicine are readily available to provide University quality health care to all of our student-athletes.





STRENGTH AND CONDITIONING

TOLEDO ROCKET FOOTBALL STRENGTH AND CONDITIONING

At the University of Toledo, strength is the most important variable for our football players. Under the supervision of Director of Football Strength and Conditioning Rudy Wade, the Rocket Strength program covers all components of physical and mental training. If two football players are equal, the stronger one will always have the competitive advantage. Strength is the key component for power, explosiveness, speed, agility, quickness, conditioning, balance and flexibility. A stronger and better conditioned athlete will always have an edge in confidence. Most importantly, strength training will help minimize injury, decrease rehabilitation time and give meaning to the entire program... that is the ROCKET CULTURE!

TOLEDO ROCKET FOOTBALL STRENGTH AND CONDITIONING PHILOSOPHY

Toledo Strength is a periodized, year-round football specific, speed, strength and conditioning program. Strength training is based on the progressive overload principle, utilizing many different modalities including multi-joint ground based exercise that will enable each student-athlete to gain the total body strength needed. Methods will minimize risk of injury while increasing work capacity and football specific potential.

The strength staff is dedicated to giving each student-athlete the best "hands-on" training possible, building team cohesiveness and mental toughness through a disciplined, intense and energetic approach. All student-athletes are educated on nutritional behavior to enhance performance to their maximum capabilities.



Football strength
coach Rudy Wade



The new strength and conditioning room in the Larimer Athletic Complex is three times larger than the previous space.

MEDIA INFORMATION



UT ATHLETIC DEPARTMENT INTERVIEW POLICY

All media interviews with UT student-athletes not conducted at practice or after a game must be arranged through the UT Athletic Communications Office. True freshmen football players are not available for interviews until the semester after their first season.

MEDIA ACCESS TO FOOTBALL PRACTICE

Media are invited to attend the first 30 minutes of practice on the first two days of practice during the week leading up to the game (Tuesdays and Wednesdays for Saturday games) by appointment only. Call associate athletic director for communications Paul Helgren.

FOOTBALL INTERVIEW SCHEDULE AND POLICIES

Head coach Matt Campbell and players will be available at the Larimer Athletic Center on Monday afternoons throughout the season (1:15 for Coach Campbell, 1:30 for players). Players will be chosen by Coach Campbell. Requests for other players will be considered on a case-by-case basis. Requests must be received by Paul Helgren by noon on Sunday.

Players may also be requested for phone interviews on Monday afternoon, or after Tuesday and Wednesday practices, by appointment only. These interviews are at the discretion of Coach Campbell.

Coach Campbell is available to the media every Monday at 9:38 a.m. (ET) during the season via the MAC teleconference. This teleconference is for working media only. Call the UT Athletic Communications Office for the access code. Coach Campbell is also available for interviews after practice Tuesday-Wednesday by appointment only.

No media interviews will be allowed for times other than those listed above except by special arrangement. Arrangements for other interviews should be made through the Athletic Communications Office at least one day in advance. Interviews at times other than the times listed above will be at the discretion of the Coach Campbell.

THE ATHLETIC COMMUNICATIONS OFFICE

The Athletic Communications Office handles external communications for the Athletic Department, including all media requests. We are located on the fourth floor of the Sullivan Athletic Complex in Savage Arena.

FOOTBALL PRESS BOX

The press box for football is located in the Gerber Media Center in the Glass Bowl Press Tower. Enter at the west side of the stadium (behind the press box) and take the north elevator (marked "MEDIA" in yellow lettering) to the third level.

MEDIA SERVICES

Credentials for Rocket home games are issued to professional working media only and should be requested at least one week in advance of the game. Credentials should be arranged by contacting the athletic media relations office. Spouses, dates, non-workers and children under the age of 16 are not permitted in the working media area. Seating for scouts is based on availability. Telephones will be available before, during and after the game for media use. A pregame meal is served approximately 90 minutes prior to kickoff.

PARKING

Media parking on Game Day is provided in Lot 18, across the street from the Glass Bowl (behind the Student Rec Center). Please request parking passes at least two weeks in advance. For parking on campus other than Game Day, please contact the Athletic Communications Office.

VISITING RADIO

One analog telephone line and one ISDN line are provided for the official radio station of the visiting team by WSPD. Visiting stations who wish to have additional lines installed—at their expense—may do so by contacting the University of Toledo's Athletic Communications Office.



MEDIA INFORMATION

CONTACT INFORMATION

Main Office: (419) 530-4920
 Fax: (419) 530-4428
 Glass Bowl Press Row: (419) 530-3732
 Website: utrockets.com
 Twitter: @ToledoRockets
 Instagram: @UTRockets
 Facebook: UTRockets
 YouTube: UTRockets

MAILING ADDRESS

Athletic Communications Office
 The University of Toledo
 Savage Arena - MS 302
 2801 W. Bancroft St.
 Toledo, OH 43606-3390



ATHLETIC COMMUNICATIONS STAFF

Paul Helgren (Michigan '85)

Associate AD for Communications
 18th year at UT
 paul.helgren@utoledo.edu
 @UTPaulHelgren
 Office: (419) 530-4918
 Cell: (419) 262-3861



Steve Easton (Bowling Green '91)

Associate Communications Director
 17th year at UT
 steven.easton@utoledo.edu
 @UTSteveEaston
 Office: (419) 530-4921
 Cell: (419) 262-3953



Brian DeBenedictis (Toledo '98)

Associate Communications Director
 16th year at UT
 brian.debenedictis@utoledo.edu
 @UTDeBenedictis
 Office: (419) 530-4919
 Cell: (567) 249-6333



Sasha Mandros (Denison '15)

Media Relations Graduate Assistant
 1st year at UT
 sasha.mandros@rockets.utoledo.edu
 @UTSashaMandros
 Office: (419) 530-4925
 Cell: (419) 260-9911




Mike Scholze (Ohio '14)

Media Relations Graduate Assistant
 1st year at UT
 michael.scholze@rockets.utoledo.edu
 @UTMikeScholze
 Office: (419) 530-4926
 Cell: (330) 465-5807



THE MAX E. GERBER MEDIA CENTER

The Max E. Gerber Media Center ranks as one of the finest college football media facilities in the country. The Gerber Media Center, named for longtime UT sports information director Max Gerber, features modern accommodations for more than 80 writers and broadcasters. A three-tiered central area features seating for 55 reporters and staff, along with a sizeable standing area. The center also has three radio booths, a large television production area and a control center for the PA and videoboard. Additional space for TV cameras can be found on the press tower roof. Monitors, which show the closed-circuit broadcasts of the game as well as replays, can be found throughout the center.



MEDIA INFORMATION

UNIVERSITY OF TOLEDO ROCKET FOOTBALL NETWORK

Presented by the University of Toledo

The 2015 football season marks the seventh season of the Rocket Sports Radio Network.

The rights holder for Rocket sports, Rocket Sports Properties (a property of Learfield Sports), secured the University of Toledo as the naming sponsor beginning in 2009. The partnership provides UT with naming rights to the radio network for football, men's basketball, women's basketball and coaches shows.

In 2009, Rocket Sports Properties created a regional network that carries University of Toledo football and basketball games throughout Ohio and Michigan. The network includes flagship station WSPD (AM 1370) in Toledo; WMTR (FM 96.1) in Archbold; WOHF (FM 92.1) in Bellevue; WJMO (AM 1300) in Cleveland; WBVI (FM 96.7) in Fostoria; and WFGA (FM 106.7)



in Hicksville. WCWA (AM 1230) in Toledo also carries UT women's basketball games.

The 2015 season will mark the 49th year that Rocket football games will be broadcast on WSPD. WSPD, which has a continuous 5,000-watt signal, has broadcast UT football and basketball games for all but one year since 1965. For every Rocket football game,

WSPD will carry a 90-minute pre-game show and a 30-minute post-game show.

Mark Beier, the "Voice of the Rockets," enters his 21st season as play-by-play announcer. Former Rocket player and assistant coach Andy Boyd returns for his fifth season as color commentator, while Jim Heller is back for his seventh season covering the sidelines.



Mark Beier



Andy Boyd



Jim Heller

ROCKET SPORTS RADIO NETWORK

Toledo	WSPD-AM*	1370
Toledo	WCWA-AM	1210
Archbold	WMTR-FM	96.1
Bellevue	WOHF-FM	92.1
Cleveland	WJMO-AM	1300
Fostoria	WBVI-FM	96.7
Hicksville	WFGA-FM	106.7

* Flagship station

2015 TOLEDO ROCKET FOOTBALL NETWORK BROADCAST SCHEDULE

Day	Date	Opponent	Pregame	Kickoff
Thur.	Sept. 3	STONY BROOK	5:30 p.m.	7:00 p.m.
Sat.	Sept. 12	at Arkansas	2:30 p.m.	4:00 p.m.
Sat.	Sept. 19	IOWA STATE	6:30 p.m.	8:00 p.m.
Sat.	Sept. 26	ARKANSAS STATE	TBA	TBA
Sat.	Oct. 3	at Ball State	1:30 p.m.	3:00 p.m.
Sat.	Oct. 10	KENT STATE * (Homecoming)	1:30 p.m.	3:00 p.m.
Sat.	Oct. 17	EASTERN MICHIGAN	TBA	TBA
Sat.	Oct. 24	at UMass	TBA	TBA
Tue.	Nov. 3	NORTHERN ILLINOIS	6:30 p.m.	8:00 p.m.
Tue.	Nov. 10	at Central Michigan * (ESPN2/U)	6:30 p.m.	8:00 p.m.
Tue.	Nov. 17	at Bowling Green * (ESPN2/U)	TBA	TBA
Fri.	Nov. 27	WESTERN MICHIGAN *	TBA	TBA

HOME GAMES IN BOLD CAPS

All times listed are Toledo broadcast times (ET)

MEDIA INFORMATION

“THE COACH’S SHOW”

“The Coach’s Show” with UT head football coach Matt Campbell airs on the University of Toledo Rocket Football Network every Monday at 6:00 p.m. during the season. The call-in program originates live from Frickers in Maumee and is hosted by Mark Beier.

ROCKETVISION

Interviews, highlights and other content is available on the Internet on UT’s official Athletics website, UTRockets.com.

ESPN3

All Rockets’ games carried on ESPN3 will be available on RocketVision on UT’s official Athletics website, UTRockets.com.



PRIMARY TOLEDO MEDIA OUTLETS

PRINT

THE TOLEDO BLADE

Frank Corsoe
Exec. Sports Editor
541 Superior
Toledo, OH 43604
419-724-6115

fcorsoe@theblade.com
sports@theblade.com

Nick Piotrowicz
Beat Writer

541 Superior
Toledo, OH 43604

npiotrowicz@theblade.com

Dave Hackenberg
Columnist

2301 Ashton Ct.
Maumee, OH 43537
419-867-9740

dhackenberg@adelphia.net

THE INDEPENDENT COLLEGIAN

University of Toledo
3231 Dorr Street
Toledo, OH 43606-3390
419-720-6397

ASSOCIATED PRESS

Rusty Miller
Associated Press
1103 Schrock Rd. Suite 300
Columbus, OH 43229
800-762-4841
RMiller@ap.org

RADIO

WSPD RADIO

Mark Beier (play-by-play)
125 S. Superior
Toledo, OH 43602
419-244-8321
markbeier@clearchannel.com

WXUT RADIO

Sports Director
University of Toledo
Toledo, OH 43606-3390
419-530-4172

TELEVISION

WNWO-TV (NBC)

Kirk Nawrotzky
300 S. Byrne Rd.
Toledo, OH 43615
419-535-0664
kgnawrotzky@chestv.com

WTOL-TV (CBS)/ WUPW-TV (FOX)

Dan Cummins
730 N. Summit
Toledo, OH 43604
419-248-1197
dcummins@wtol.com

WTVG-TV (ABC)

Dave Holmes
4247 Dorr St.
Toledo, OH 43607
419-534-3865/3868
david.holmes@abc.com

DIGITAL

THE ROCKET REPORT

ToledoRockets.com
Mark Myers
mmyers1022@aol.com

ROCKET NATION

Toledo.Rivals.com
Zach Harig
harigdzone@gmail.com

DIRECTIONS TO CAMPUS

GPS address: 2801 West Bancroft, Toledo, OH, 43606

A) From the north (From Detroit/Detroit Metro Airport)

- I-75 south to I-475 west.
- I-475 west, exit at Douglas Road.
- Turn left on Douglas and proceed to E. Rocket Drive.
- Right on E. Rocket Drive into campus.

B) From the north (From Ann Arbor)

- US-23 south to I-475 east.
- I-475 east, exit at Secor Rd.
- Turn right on Secor.
- Turn left at Bancroft Street.
- Turn right on E. Rocket Drive into campus.

C) From the south (Dayton/Columbus)

- I-75 north to US-23 north.
- US-23 north to I-475 east, exit at Secor Rd.
- Turn right on Secor.
- Turn left at Bancroft Street.
- Turn right on E. Rocket Drive into campus.

D) From the east (Cleveland)

- Ohio Turnpike (80/90) to Exit 64.
- I-75 north to I-475 west.
- I-475 west, exit at Secor Rd.
- Turn left on Secor.
- Turn left at Central Avenue.
- Turn right on Douglas and proceed to E. Rocket Drive.
- Right on E. Rocket Drive into campus.

E) From the west (Chicago)

- Ohio Turnpike (80/90) to Exit 59.
 - At exit, follow signs to Toledo (Reynolds Road).
 - Right on Reynolds Road to Dorr Street.
 - Right on Dorr Street.
 - Left at South Towerview Blvd. into campus.
- FROM TOLEDO EXPRESS AIRPORT**
- Right on Airport Highway to Reynolds Road.
 - Left on Reynolds to Dorr Street.
 - Right on Dorr Street.
 - Left at South Towerview Blvd. into campus.

COMING TO THE GLASS BOWL ON GAME DAY

Most media parking is located in Parking Area 18, next to the Student Recreation Center. Take Douglas Road to East Rocket Drive. Lot 18 will be on your right. The Student Recreation Center is just east of the Glass Bowl, about a five-minute walk. There are also shuttle buses available before and after the game from Lot 18 to the Glass Bowl.

DIRECTIONS TO PRESS TOWER AND GERBER MEDIA CENTER

The Press Tower is located on the west side of the Glass Bowl. The media elevator is located on the northwest corner of the stadium, near the ticket/media will call booth. The Gerber Media Center is located on the third floor of the Press Tower.



A scenic view of the Toledo skyline across a body of water, with a field of white and pink flowers in the foreground. The text 'CITY OF TOLEDO' is overlaid in large white letters.

CITY OF TOLEDO

**BIG CITY SHOPPING, DINING AND ENTERTAINMENT
SMALL TOWN HOSPITALITY AND ONE-OF-A-KIND FINDS.**


Toledo is the hub of Northwest Ohio, accessible by land, air and water. A cultural cornucopia featuring the best in the

EXPLORE THE GLASS CITY TO FIND:

- The world-renowned Toledo Museum of Art, with 35 galleries of works and the Glass Pavilion which opened in 2006.
- The Toledo Zoo, internationally recognized for its exhibits that encompass habitats from around the globe.
- The Toledo Mud Hens, a Triple-A baseball team affiliated with the Detroit Tigers, plays downtown at Fifth Third Field.
- The Huntington Center, a downtown arena that hosts the Toledo Walleye hockey team as well as numerous concerts.
- Imagination Station, a hands-on children's science center.
- Eleven metroparks, including Wildwood Preserve near The University of Toledo and Maumee Bay State Park on the shores of Lake Erie.
- Westfield Franklin Park, a 1.22 million square-foot mall with more than 140 retailers, a food court that seats 700 and a 16-screen cinema, located about two miles from UT's main campus.
- Cedar Point, just 75 minutes away in nearby Sandusky, features the second-most giant roller coasters (16) of any amusement park in the world.



The Toledo Zoo



Fifth Third Field



Cedar Point



Huntington Center



Toledo Museum of Art

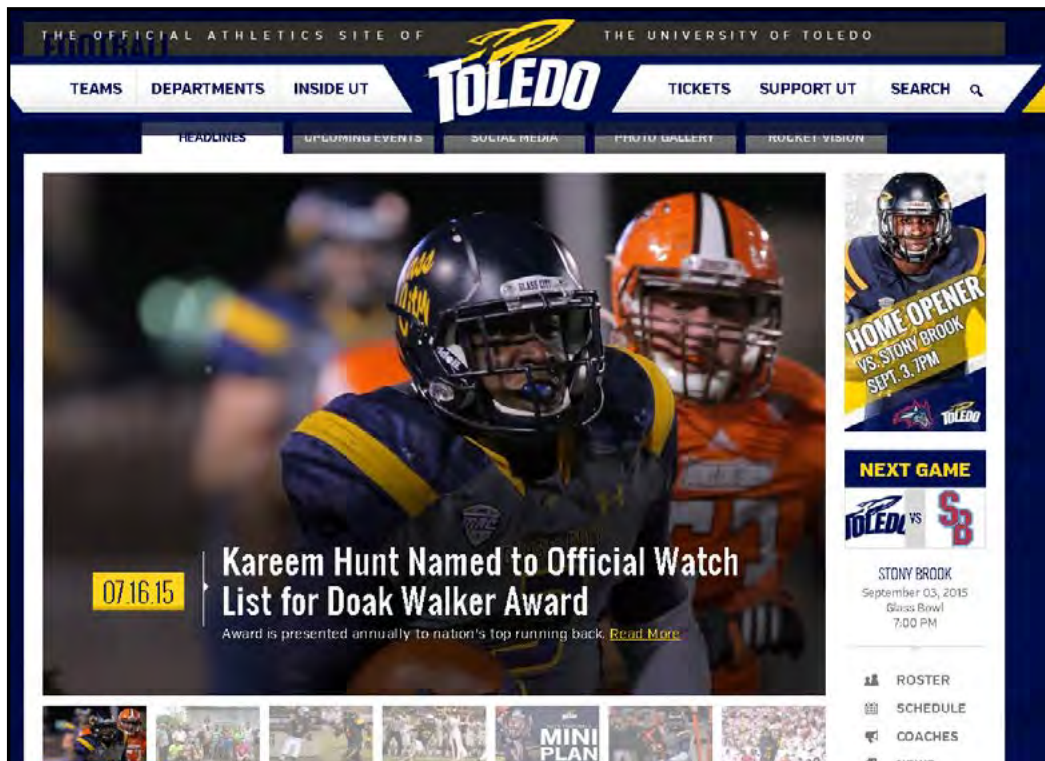
ROCKETS IN CYBERSPACE

THE "NEW" UTROCKETS.COM

Official Website of the Toledo Rockets

For the most complete information on the University of Toledo football team, log on to the "brand new" official website of Rocket Athletics, UTRockets.com.

The UT website, which joined the Sidarm network of college athletics websites in August of 2015, has everything a Rockets' fan could want: rosters, schedules, statistics, photos, interviews and feature stories, as well as "RocketVision," which provides live video and audio streaming content, allowing UT fans to watch or listen to UT athletic events live from anywhere in the world.



FOLLOW ROCKET FOOTBALL ON SOCIAL MEDIA



UTRockets
MattCampbell



@ToledoRockets
@ToledoFB
@UTPaulHelgren
@MattCampbell



Instagram
UTRockets



UTRockets

2015 TOLEDO FOOTBALL

2015 Toledo Football Schedule

<u>Day</u>	<u>Date</u>	<u>Opponent</u>	<u>Site</u>	<u>Time</u>
Thur.	Sept. 3	STONY BROOK	GLASS BOWL	7:00 p.m.
Sat.	Sept. 12	at Arkansas (SEC Network Alternate)	Little Rock, AR	3:00 p.m. CT
Sat.	Sept. 19	IOWA STATE (ESPNNews)	GLASS BOWL	8:00 p.m.
Sat.	Sept. 26	ARKANSAS STATE	GLASS BOWL	TBA
Sat.	Oct. 3	at Ball State *	Muncie, IN	3:00 p.m.
Sat.	Oct. 10	KENT STATE * (Homecoming)	GLASS BOWL	3:00 p.m.
Sat.	Oct. 17	EASTERN MICHIGAN *	GLASS BOWL	TBA
Sat.	Oct. 24	at UMass *	Foxboro, MA	TBA
Tue.	Nov. 3	NORTHERN ILLINOIS * (ESPN2)	GLASS BOWL	8:00 p.m.
Tue.	Nov. 10	at Central Michigan * (ESPN2/U)	Mount Pleasant, MI	8:00 p.m.
Tue.	Nov. 17	at Bowling Green * (ESPN2/U)	Bowling Green, OH	TBA
Fri.	Nov. 27	WESTERN MICHIGAN *	GLASS BOWL	TBA
Fri.	Dec. 4	MAC Championship Game# (ESPN2)	Detroit, MI	8:00 p.m.

HOME GAMES IN BOLD CAPS • All times listed are site times

* Mid-American Conference Game • # West Division champion vs. East Division champion, Ford Field, Detroit, MI
Schedule is subject to change.