



CHICAGO BULLS (8-3) @ GOLDEN STATE WARRIORS (12-0)

Game 12, Road Game 6

Friday, Nov. 20, 2015 – 9:30 PM CT

Oracle Arena

ESPN / WGN-TV / ESPN 1000 AM



PROB-A-BULL STARTERS

Pos.	No.	Name	Ht.	Wt.	Player Updates
F	20	TONY SNELL	6-7	217	2015-16: 6.5 ppg, 3.3 rpg, 1.1 apg, 0.45 bpg, 23.2 mpg, .358 FG%, .457 3FG%, .875 FT% Career vs. GS: Four games, 6.0 ppg, 2.8 rpg, 0.3 apg, 0.50 spg, 16.8 mpg, .667 FG%, .667 3FG% Note: Ranks 11 th in the NBA in 3-FG% (.457)
F	44	NIKOLA MIROTIĆ	6-10	240	2015-16: 11.4 ppg, 6.1 rpg, 1.0 apg, 1.00 spg, 24.3 mpg, .365 FG%, .345 3FG%, .829 FT% Career vs. GS: Two games, 6.0 ppg, 5.0 rpg, 1.5 apg, 0.50 spg, 19.3 mpg, .500 FG%, .500 3FG%, .800 FT% Note: His 14 3FGM to start the season were the most by a Bull in the first five games since 1985
C	16	PAU GASOL	7-0	258	2015-16: 13.8 ppg, 9.6 rpg, 2.0 apg, 2.09 bpg, 0.82 spg, 29.5 mpg, .451 FG%, .750 FT% Career vs. GS: 46 games, 20.5 ppg, 10.5 rpg, 3.7 apg, 0.52 spg, 1.85 bpg, 35.7 mpg, .543 FG%, .769 FT% Note: Logged 35,000 th career minute on 10/30 at DET; 64 th all-time and 11 th among active players
G	21	JIMMY BUTLER	6-7	231	2015-16: 20.4 ppg, 5.2 rpg, 3.0 apg, 1.82 spg, 0.82 bpg, 36.3 mpg, .451 FG%, .381 3FG%, .785 FT% Career vs. GS: Five games, 15.8 ppg, 5.8 rpg, 2.0 apg, 1.00 spg, 0.80 bpg, 40.3 mpg, .491 FG%, .455 3FG%, .880 FT% Note: Made 1,000 th career field goal on 11/3 at Charlotte
G	12	KIRK HINRICH	6-4	188	2015-16: 7.0 ppg, 2.3 rpg, 0.8 apg, 0.75 spg, 12.7 mpg, .625 FG%, .750 3FG%, .833 FT% Career vs. GS: 17 games, 11.8 ppg, 3.9 rpg, 4.8 apg, 1.18 spg, 31.1 mpg, .426 FG%, .450 3FG%, .750 FT% Note: At Phoenix on Wed., he tallied 14 points (6-7 FG, 2-2 3FG) and six assist in 23:32

2015-16 TRANSACTIONS Named Fred Hoiberg head coach (6/2) ... Named Jim Boylen associate head coach (6/17) ... Named Pete Myers assistant coach (6/25) ... Kirk Hinrich exercised his player option for 2015-16 season (6/29) ... Signed Bobby Portis (7/8) ... Named Randy Brown and Charlie Henry assistant coaches (7/8) ... Retained Mike Wilhelm as assistant coach (7/8) ... Re-signed Jimmy Butler to a multi-year contract extension (7/9) ... Signed Cristiano Felicio (7/12) ... Re-signed Aaron Brooks and Mike Dunleavy (07/14) ... Signed Jake Anderson, Jordan Crawford and Marcus Simmons as free agents (09/28) ... Signed Stephon Hannah as a free agent (10/01) ... Waived Jake Anderson and Stephon Hannah (10/13) ... Waived Jordan Crawford and Marcus Simmons (10/22) ... Exercised options for Tony Snell (4th year) and Doug McDermott (3rd year) (10/30).

PRONUNCIATION GUIDE: Cameron Bairstow: BARE-stow, Pau Gasol: POW! Ga-SALL, Kirk Hinrich: HINE-rick, Nikola Mirotić: KNEE-coal-uh MIR-oh-tich, E'Twaun Moore: EE-twan, Joakim Noah: JOE-keem

NEXT FIVE GAMES:

DATE	GM	OPPONENT	SITE	TIME (CT)	TELEVISION	RADIO
11/24	13	@ Portland	Moda Center	9:00 p.m.	WGN-TV	ESPN 1000 AM
11/27	14	@ Indiana	Bankers Life Fieldhouse	7:00 p.m.	Comcast SportsNet	ESPN 1000 AM
11/30	15	SAN ANTONIO	United Center	7:00 p.m.	CSN/NBA TV	ESPN 1000 AM/WRTO AM
12/02	16	DENVER	United Center	7:00 p.m.	Comcast SportsNet	ESPN 1000 AM/WRTO AM
12/05	17	CHARLOTTE	United Center	7:00 p.m.	WGN-TV	ESPN 1000 AM/WRTO AM

2015-16	RECORD	HOME	ROAD	OT
OVERALL	8-3	5-1	3-2	0-2
EASTERN	6-2	4-0	2-2	0-1
WESTERN	2-1	1-1	1-0	0-1

Athletico Injury Update: Mike Dunleavy (back) and Aaron Brooks (left hamstring) are out; Derrick Rose (left ankle) is questionable.

OCTOBER (2-1)	DECEMBER	JANUARY	FEBRUARY	MARCH	APRIL
27 vs. CLEVELAND - W, 97-95 28 @ Brooklyn - W, 115-100 30 @ Detroit - L, 98-94 (OT) NOVEMBER (6-2) 1 vs. ORLANDO - W, 92-87 3 @ Charlotte - L, 130-105 5 vs. OKLA. CITY - W, 104-98 7 vs. MINN. - L, 102-93 (OT) 9 @ Philadelphia W, 111-88 13 vs. CHARLOTTE - W, 102-97 16 vs. INDIANA - W, 96-95 18 @ Phoenix - W, 103-97 20 @ Golden State, 9:30 PM 24 @ Portland, 9:00 PM 27 @ Indiana, 7:00 PM 30 vs. SAN ANTONIO, 7:00 PM	2 vs. DENVER, 7:00 PM 5 vs. CHARLOTTE, 7:00 PM 7 vs. PHOENIX, 7:00 PM 9 @ Boston, 6:00 PM 10 vs. L.A. CLIPPERS, 7:00 PM 12 vs. NEW ORLEANS, 7:00 PM 14 vs. PHILADELPHIA, 7:00 PM 16 vs. MEMPHIS, 7:00 PM 18 vs. DETROIT, 7:00 PM 19 @ New York, 6:30 PM 21 vs. BROOKLYN, 7:00 PM 25 @ Okla. City, 1:30 PM 26 @ Dallas, 7:30 PM 28 vs. TORONTO, 7:00 PM 30 vs. INDIANA, 7:00 PM	1 vs. NEW YORK, 7:00 PM 3 @ Toronto, 2:30 PM 5 vs. MILWAUKEE, 7:00 PM 7 vs. BOSTON, 7:00 PM 9 @ Atlanta, 4:00 PM 11 vs. WASHINGTON, 7:00 PM 12 @ Milwaukee, 7:00 PM 14 @ Philadelphia, 6:00 PM 15 vs. DALLAS, 7:00 PM 18 @ Detroit, 2:30 PM 20 vs. GOLDEN STATE, 7:00 PM 22 @ Boston, 6:30 PM 23 @ Cleveland, 7:30 PM 25 vs. MIAMI, 7:00 PM 28 @ L.A. Lakers, 9:30 PM 31 @ L.A. Clippers, 2:30 PM	1 @ Utah, 8:00 PM 3 @ Sacramento, 9:00 PM 5 @ Denver, 8:00 PM 6 @ Minnesota, 7:00 PM 8 @ Charlotte, 6:00 PM 10 vs. ATLANTA, 7:00 PM 18 @ Cleveland, 7:00 PM 19 vs. TORONTO, 7:00 PM 21 vs. L.A. LAKERS, 7:00 PM 24 vs. WASHINGTON, 7:00 PM 26 @ Atlanta, 7:00 PM 27 vs. PORTLAND, 7:00 PM	1 @ Miami, 6:30 PM 2 @ Orlando, 6:00 PM 5 vs. HOUSTON, 7:30 PM 7 vs. MILWAUKEE, 7:00 PM 10 @ San Antonio, 7:00 PM 11 vs. MIAMI, 7:00 PM 14 @ Toronto, 6:30 PM 16 @ Washington, 6:00 PM 17 vs. BROOKLYN, 7:00 PM 19 vs. UTAH, 7:00 PM 21 vs. SACRAMENTO, 7:00 PM 23 vs. NEW YORK, 7:00 PM 24 @ New York, 6:30 PM 26 @ Orlando, 6:00 PM 28 vs. ATLANTA, 7:00 PM 29 @ Indiana, 6:00 PM 31 @ Houston, 6:00 PM	2 vs. DETROIT, 7:00 PM 3 @ Milwaukee, 6:00 PM 5 @ Memphis, 7:00 PM 7 @ Miami, 7:00 PM 9 vs. CLEVELAND, 7:30 PM 11 @ New Orleans, 7:00 PM 13 vs. PHILADELPHIA, 7:00 PM

All times Central

TONIGHT'S OPPONENT – GOLDEN STATE WARRIORS (12-0)

2015-16 CHI	STAT	2015-16 GSW
101.1	PPG	114.2
98.8	OPP PPG	98.8
.435	FG%	.481
.408	OPP FG%	.423
.381	3FG%	.401
.344	OPP 3FG%	.278
.749	FT%	.761
47.5	RPG	45.1
49.4	OPP RPG	43.5
22.3	APG	29.6
6.45	SPG	9.67
14.5	TO	15.6
12.6	OPP TO	17.1
6.27	BLK	6.33

BULLS VS. WARRIORS THIS SEASON

Nov. 20 @ Golden State –
Jan. 20 @ Chicago –

BULLS/WARRIORS STREAKS

BULLS CURRENT STREAK 1 Win
BULLS HOME STREAK 1 Loss
BULLS ROAD STREAK 1 Win

SERIES NOTES

Neither team won on its home court in last season's series ... Chicago won the second game at Golden State behind a 30-point effort from Derrick Rose and two double-doubles from Pau Gasol (18 pts/16 reb) and Joakim Noah (18 pts/15 reb); the game went into overtime, where the Bulls outscored the Warriors 6-4; Draymond Green went 0-4 from the field in the extra period ... The Warriors took game one of the season series in Chicago, 112-102, behind Draymond Green's 31 points (Green went 7-13 from 3) ... the Bulls and Warriors have split the season series in 11 of the last 14 years (Chicago went 2-0 in 2012-13 and 2008-09; Golden State went 1-0 in 2011-12) ... the Bulls are 4-4 all-time against the Warriors in overtime contests.

Breakdown	Overall	Home	Road	Neutral
All-Time Record	83-65 (.561)	44-28 (.611)	36-31 (.537)	3-6 (.333)

2014-15 SERIES (1-1)

Date	Site	Res	Bulls	Warriors	Bulls Hi-Scorer	Bulls Hi-Rebound	Warriors Hi-Scorer	Warriors Hi-Rebound
02/06	CHI	L	102	112	Butler-24	Gasol-20	Green-31	Bogut-12
01/27	GSW	W	113	111	Rose-30	Gasol-16	Thompson-30	Thompson-10

NEXT OPPONENT – PORTLAND TRAIL BLAZERS (4-9)

2015-16 CHI	STAT	2015-16 POR
101.1	PPG	100.6
98.8	OPP PPG	103.3
.435	FG%	.450
.408	OPP FG%	.444
.381	3FG%	.357
.344	OPP 3FG%	.321
.749	FT%	.727
47.5	RPG	43.8
49.4	OPP RPG	43.4
22.3	APG	19.8
6.45	SPG	6.00
14.5	TO	15.5
12.6	OPP TO	12.2
6.27	BLK	4.69

BULLS VS. TRAIL BLAZERS THIS SEASON

Nov. 24 @ Portland –
Feb. 27 @ Chicago –

BULLS/TRAIL BLAZERS STREAKS

BULLS CURRENT STREAK 1 Win
BULLS HOME STREAK 1 Win
BULLS ROAD STREAK 7 Losses

SERIES NOTES

Chicago has dropped seven straight games at the Moda Center; Chicago's last win in Portland was a 88-86 victory on Feb. 3, 2007—Ben Gordon led the way that night with a game-high 33 points ... the Bulls' 115-106 win over the Blazers at the United Center last season snapped a seven-game losing streak versus Portland, as well as a three-game home skid against the Blazers ... on Nov. 21 last season in Portland, Chicago fell 105-87; in that game, Nikola Mirotić posted his first career double-double with 24 points and 11 rebounds, while Damian Lillard scored 21 points for the Trail Blazers ... in two games against the Blazers last season, Mirotić posted 19.5 ppg (5-10= .500 3FG) and 10.0 rpg in 27.0 mpg; last year against the Bulls, Damian Lillard averaged 28.0 ppg (20-30 FG=.667 FG, 11-15=.733 3FG), 7.5 apg and 5.5 rpg in 32.0 mpg ... Chicago has not won the season series versus Portland since the 2006-07 campaign ... the Bulls have dropped 11 of their last 13 at the Moda Center ... Chicago's matchup during the 2008-09 season at the Rose Garden was its worst defeat (116-74) in

its series history against Portland ... the Bulls and Blazers have played seven overtime games, including three that went multiple overtimes (two double-overtime games and one quadruple-overtime contest) ... Chicago is 3-4 all-time against Portland in overtime contests.


Breakdown	Overall	Home	Road	Neutral
All-Time Record	59-57 (.509)	36-22 (.621)	23-35 (.397)	0-0 (---)


2014-15 SERIES (1-1)


Date	Site	Res	Bulls	Blazers	Bulls Hi-Scorer	Bulls Hi-Rebound	Blazers Hi-Scorer	Blazers Hi-Rebound
11/21	POR	L	87	105	Mirotić-24	Mirotić-11	Lillard-21	Aldridge-9
12/12	CHI	W	115	106	Rose-31	Gasol/Gibson-10	Aldridge/Lillard-35	Aldridge-9


FULL HOUSE The Chicago Bulls have led the NBA in home attendance for six straight seasons. In 2014-15, the Bulls ranked first with an average attendance of 21,866 fans per game (896,525 overall) at the United Center. The Bulls have sold out their last 211 games in Chicago (last non-sellout game: April 13, 2010).


NOTE-A-BULLS


 Chicago's 8-3 start to the 2015-16 campaign equals its start last season. The team's 8-3 mark is its best start to a season through 11 games since 2011-12, when the Bulls began that year 9-2.


 Chicago presently ranks second in opponent field goal shooting at .408 (Miami is first at .405)—last season the Bulls ranked fourth in the NBA at .435. Chicago set its franchise record of .421 in 2011-12.


 The Bulls are playing strong defense this season. The team's defensive rating of 96.3 ranks fifth in the NBA, and their mark for opponent effective field goal percentage (.449) is tied with Golden State for the second-lowest in the league behind Miami (.447).

 Chicago has averaged 52.0 rebounds over the last five games compared to the 43.8 rebounds per game over the first six games.


 Joakim Noah leads the Bulls this season with 24 offensive rebounds. Should he finish the season atop the team leaderboard in offensive boards, he will be the first Bull since Horace Grant (1988-94; 1,733 offensive rebounds) to lead the team in offensive rebounds six consecutive seasons.


 Over the course of this season, the Bulls have ranked as low as 20th in rebounds per game (with 43.20 on Nov. 4), but now sit at fourth in the league with an average of 47.55. In addition, Chicago ranks *first* in defensive rebounds per game with 38.45.

 Chicago ranks third in the league for 3-point field goal percentage, connecting on 38.1 percent of its shots from downtown.


 The Bulls are averaging 8.7 made 3-pointers and 22.9 3-point attempts in 2015-16. If both numbers hold, they would be highest for the franchise since 1979-80. Prior to this year, the Bulls highest average for 3-pointers made was 7.9 and for 3-point attempts was 22.3 – both from 2014-15.

 Through the first 11 games of the season, the Bulls have connected on 96 3-pointers, the most in franchise history after 11 contests.


 With his third block on Nov. 16 vs. Indiana, Taj Gibson passed Horace Grant for fifth place on the Bulls' all-time blocks list (580). Gibson is 193 swats from fourth place, held by Scottie Pippen.


 Doug McDermott ranks *second* in the NBA in 3-point percentage (.538, 21-39). He is the first Bull to hit at least one 3-pointer in each of Chicago's first 10 regular season games since John Salmons in the 2009-10 season. Salmons made at least one trey in the first 11 games of that season.


 The Bulls are 4-0 this season when Derrick Rose dishes out at least seven assists.


 After scoring just two points with two rebounds in the Season Opener on Oct. 27, Gasol has averaged 15.0 points and 10.3 rebounds over the nine games since.

 Tony Snell's 14 points versus Minnesota on Nov. 7 were a season high.

 On Nov. 5 vs. Oklahoma City, Derrick Rose scored 29 points in 37:29 and Jimmy Butler added 26 points in 37:55 in the team's 104-98 win. It was the fourth time in franchise history that both of Chicago's starting guards scored at least 25 points while playing less than 40 minutes. The other Bulls backcourt mates to do that were Quintin Dailey and Reggie Theus (March 1983 vs. NJN), Michael Jordan and John Paxson (November 1989 at UTA), and Ben Gordon and Rose (January 2009 at PHX; *Elias*)

 Jimmy Butler's 21 points in the opening half against the Thunder on Nov. 5 set a new career high for first-half scoring. His previous best was 17, done three times (3/02/14 vs. NYK, 11/25/14 at DEN, 12/18/14 vs. NYK).

 Derrick Rose scored a season-best 29 points vs. Oklahoma City on Nov. 5 to go along with seven assists and only two turnovers in a season-high 36 minutes. It was Rose's best regular season scoring effort since Feb. 12, 2015 (30 points vs. CLE).

 The Bulls recorded a season low in turnovers vs. Oklahoma City on Nov. 5 with just six (previous was 13 on 11/3 at CHA). It was the team's fewest turnovers since March 21, 2015 (four at DET). The Bulls had 17 games with single-digit turnovers last year.

NOAH'S BOARDS Joakim Noah grabbed 18 rebounds off the bench on Nov. 13 vs. Charlotte. It was the most rebounds by a Bull in a reserve role since Tyson Chandler had 21 on March 24, 2006. Noah also dished six assists that night. He and Dave Corzine are the only Chicago players since 1985-86 to come in off the bench and record 15+ rebounds and 5+ assists in a game.

BLOCK PARTY The Bulls have had two games this year with 10 total blocks (one of four teams in the NBA to do so) and rank fourth in the NBA for blocks per game with 6.27. In both of Chicago's 10-block games – vs. Cleveland on Oct. 28 and at Philadelphia on Nov. 9 – Pau Gasol accounted for six swats himself. Gasol is one of two players to have multiple six-block games at this point in the NBA season (Hassan Whiteside), and is tied for eighth with 2.20 blocks per game. Additionally, a couple of Bulls have hit historical milestones for blocks this season: Gibson's three blocks on Nov. 16 vs. Indiana moved him to fifth place in franchise history (580), and he is 193 swats from fourth place, held by Scottie Pippen. Joakim Noah's block on Oct. 28 in Brooklyn was the 775th of his career, moving him past Scottie Pippen on the Bulls' all-time career leaders list for blocks into sole possession of third place, behind only Artis Gilmore and Michael Jordan.

2015-16 NBA KEY DATES

Jan. 5: 10-day contracts can now be signed

Jan. 10: All contracts are guaranteed for remainder of the season

Feb. 12-14: NBA All-Star 2016 (Toronto)

Feb. 18: Trade Deadline (3 p.m. ET)

March 1: Playoff Eligibility Waiver Deadline

April 13-16: Portsmouth Invitational Tournament (Portsmouth, Va.)

April 13: Last day of Regular Season

April 16: 2016 NBA Playoffs begin

April 24: NBA Draft Early Entry Eligibility Deadline (11:59 p.m. ET)

May 2: Conf. Semifinals begin (possible move up to April 30 or May 1)

May 11-15: NBA Draft Combine 2016 (Chicago)

May 17: Conf. Finals begin (possible move-up to May 15 or 16)

May 17: NBA Draft Lottery 2016

June 2: NBA Finals begin

June 13: NBA Draft Early Entry Withdrawal Deadline (5 p.m. ET)

June 23: NBA Draft 2016

SOPHOMORE BUMP Second-year forward Doug McDermott has displayed great improvements to his shooting and scoring this year compared to his rookie season:

Season	G-GS	FG-FGA	FG%	3P-3PA	3P%	FT-FTA	FT%	PPG
2014-15	36-0	43-107	.402	13-41	.317	10-15	.667	3.0
2015-16	11-4	44-84	.524	21-39	.538	7-9	.778	10.5

IRONMAN On Oct. 30 at Detroit, Pau Gasol played his 35,000th career minute in the NBA. He is one of 64 players in league history to log at least that much playing time, and one of 11 active players to be included in that group. Additionally, he ranks fifth in NBA minutes among international players.

NOAH NEARING THE TOP Joakim Noah has the chance to make history in multiple rebounding categories this season. The ninth-year Bull is 42 offensive rebounds and 626 total rebounds from becoming the franchise's all-time leader in both lists. Horace Grant is the current all-time offensive rebounding leader (1,888), while Michael Jordan leads in total boards (5,836).

WIN SOME, LOSE SOME Here is a breakdown of Chicago's averages in its wins compared to its losses.

	PPG	Opp PPG	FG%	3FG%	FT%	RPG	APG	SPG	BPG
IN WINS (8)	102.5	94.6	.443	.381	.774	48.8	22.6	6.38	6.88
IN LOSSES (3)	97.3	110.0	.416	.381	.667	44.3	21.3	6.67	4.33

BACK-TO-BACKS This season, Chicago will play 34 games as part of 17 back-to-back sets.

	FIRST GAME	PPG (Total pts)	FG% (FG-FGA)	SECOND GAME	PPG (Total pts)	FG-FGA
BULLS	1-0	97.0 (97)	.404 (38-94)	1-0	115.0 (115)	.538 (42-78)
OPPONENTS	0-1	95.0 (95)	.425 (37-87)	0-1	100.0 (100)	.419 (39-93)

FIRST GAME		SECOND GAME	
DATE/OPPONENT	SCORE	DATE/OPPONENT	SCORE
10/27 vs. Cleveland	W, 97-95	10/28 at Brooklyn	W, 115-100
12/9 at Boston		12/10 vs. L.A. Clippers	
12/18 vs. Detroit		12/19 at New York	
12/25 at Oklahoma City		12/26 at Dallas	
1/11 vs. Washington		1/12 at Milwaukee	
1/14 at Philadelphia		1/15 vs. Dallas	
1/22 at Boston		1/23 at Cleveland	
1/31 at L.A. Clippers		2/1 at Utah	
2/5 at Denver		2/6 at Minnesota	
2/18 at Cleveland		2/19 vs. Toronto	
2/26 at Atlanta		2/27 vs. Portland	
3/1 at Miami		3/2 at Orlando	
3/10 at San Antonio		3/11 vs. Miami	
3/16 at Washington		3/17 vs. Brooklyn	
3/23 vs. New York		3/24 at New York	
3/28 vs. Atlanta		3/29 at Indiana	
4/2 vs. Detroit		4/3 at Milwaukee	

BENCH SCORING	BULLS	OPPONENT
Season Average	33.7 ppg	32.6 ppg
Team High	57 – at Charlotte (11/3)	71 – at Charlotte (11/3)
Team Low	21 – at Detroit (10/30)	19 – vs. Oklahoma City (11/5)
Player High	17 – Doug McDermott, at Charlotte (11/3)	20 – Jeremy Lamb, at Charlotte (11/3)

OFF-THE-COURT NOTES

CHICAGO BULLS D-LEAGUE TEAM The NBA Development League and the Chicago Bulls announced on Nov. 11 that the team has been granted the right to own and operate an NBA D-League club that will begin play in the 2016-17 season. The new team, which will play its home games at Sears Centre Arena in Hoffman Estates, Ill., will be the NBA D-League's record 22nd franchise, while the Bulls become the 13th NBA team to fully own and operate its NBA D-League affiliate. BMO Harris Bank will serve as the presenting partner of the new NBA D-League team.

TURKEY TIME On Saturday, Nov. 14, the Chicago Bulls and ZTE, the official smartphone of the Bulls, provided Thanksgiving dinner to more than 800 guests at the Pacific Garden Mission. For the 13th consecutive year, Bulls players, executives, ambassadors, broadcasters, entertainers and front office staff were on hand to serve Thanksgiving dinner to the men, women and children visiting the rescue mission that evening. All attendees received a Bulls and ZTE co-branded fleece blanket.

HEAD COACH FRED HOIBERG



Fred Hoiberg was named the 19th head coach in franchise history on June 2, 2015 ... he is the only current head coach in the NBA who played in the league, worked in the front office of an NBA team and was also the head coach of a Division I program ... Hoiberg most recently served as the Head Coach at his alma mater, Iowa State ... during his five seasons at the helm of the Cyclones program, his teams were nationally ranked on a perennial basis, as they posted a record of 115-56 (.673), highlighted by four consecutive trips to the NCAA Tournament (2012-15) and two Big 12 Conference Tournament Championships (2014, 2015) ... he is the fastest coach to 100 wins in Iowa State history and his 115 wins are the most in a five-year span at the school ... the program's four straight appearances in the NCAA Tournament was a first in school history ... he oversaw the biggest turnaround in Big 12 history, as the Cyclones improved from 3-13 in conference play in 2010-11 to 12-6 in 2011-12 ... he was named Big 12 Co-Coach of the Year in 2012 ... from 2012-15, his teams led the Big 12 in scoring with an average of 77.9 ppg, while ranking in the top-10 nationally in two of the seasons ... the Cyclones were one of two teams in the country to place in the top 15 in offensive efficiency every season from 2012-15 (lowest finish was 11th) ... prior to his term with the Cyclones program, worked four seasons in the front office of the Minnesota Timberwolves ... as an executive with the Timberwolves, he served as the team's Vice President of Basketball Operations (2009-10) following three seasons as the team's Assistant General Manager (2006-09) ... in 10 seasons in the NBA, he played for the Indiana Pacers (1995-99), Chicago Bulls (1999-2003) and the Minnesota Timberwolves (2003-05) ... originally selected by the Indiana Pacers in the second round (52nd overall) of the 1995 NBA Draft, Hoiberg played in 541 regular season games, where he averaged 5.4 ppg, 2.7 rpg and 1.6 mpg in 18.4 mpg ... he was a member of three playoff teams, as he appeared in 24 playoff contests ... while with Minnesota in 2004-05, he led the NBA in three-point field goal percentage (.483) ... he enjoyed a successful four-year college career at Iowa State, and upon the conclusion of his playing days in Ames, he left campus ranked third in scoring with 1,993 points ... he had his No. 32 retired by Iowa State in 1997 ... was inducted into the Iowa State Letterwinners' Hall of Fame in 2005 ... in 2008, he was honored as part of the program's All-Century Team ... was a First-Team Academic All-American his senior season and a Second-Team selection his junior campaign ... a native of Ames, Hoiberg and his wife, Carol, are parents to four children: Paige, Jack, and twins, Sam and Charlie.

PLAYER NOTES

41 CAMERON BAIRSTOW F/C 6-9 259 12/7/90 NEW MEXICO / AUSTRALIA 2nd SEASON

2015-16 Averages: 1.0 ppg, 1.5 rpg, 4.9 mpg, .250 FG%, .000 3FG%



LAST FIVE PRESEASON GAMES

Date	Opp	Min	FG-FGA	3FG-3FGA	FT-FTA	OFF-DEF-TOT	A	PF	Stl	TO	Blk	PTS
11/05	OKC											
DNP – Coach's Decision												
11/07	MIN											
DNP – Coach's Decision												
11/09	@PHI	4:10	0-2	0-1	0-0	1-1-2	0	2	0	0	0	0
11/13	CHA											
DNP – Coach's Decision												
11/16	IND											
DNP – Coach's Decision												

0 AARON BROOKS G 6-0 186 1/14/85 OREGON / USA 8th SEASON

2015-16 Averages: 8.5 ppg, 2.4 rpg, 2.3 apg, 15.6 mpg, .442 FG%, .364 3FG%, .833 FT%



LAST FIVE GAMES

Date	Opp	Min	FG-FGA	3FG-3FGA	FT-FTA	OFF-DEF-TOT	A	PF	Stl	TO	Blk	PTS
11/07	MIN	15:29	4-9	2-5	0-0	0-0-0	1	1	0	0	1	10
11/09	@PHI	19:04	3-8	0-1	4-4	1-7-8	4	1	0	0	0	10
11/13	CHA	6:00	0-2	0-1	1-2	2-1-3	1	0	0	0	0	1
11/16	IND											
DNP – Coach's Decision												
11/18	@PHX	19:30	5-7	2-2	0-0	0-1-1	5	2	0	4	0	12

21 JIMMY BUTLER G/F 6-7 231 9/14/89 MARQUETTE / USA 5th SEASON

2015-16 Averages: 20.4 ppg, 5.2 rpg, 3.0 apg, 1.82 spg, 0.82 bpg, 36.3 mpg, .451 FG%, .381 3FG%, .785 FT%

Notes: Went for a game-high 32 points and six boards at PHX (11/18) ... set a career high for first-quarter scoring on 11/5 vs. OKC with 21 points ... his 81.8 FG% (9-for-11) at BKN on 10/28 was the second-highest of his career when attempting at least 10 shots (10-for-12 on 4/9/13) ... seven points on 11/9 at PHI ended a career-long streak of 23 games (35 including playoffs) with double-digit scoring ... hit his 1,000th career field goal on 11/3 at CHA.



LAST FIVE GAMES

Date	Opp	Min	FG-FGA	3FG-3FGA	FT-FTA	OFF-DEF-TOT	A	PF	Stl	TO	Blk	PTS
11/07	MIN	41:08	4-15	0-7	3-6	0-8-8	2	5	1	5	2	11
11/09	@PHI	25:39	2-6	1-3	2-2	1-5-6	5	1	1	3	0	7
11/13	CHA	37:45	8-16	0-4	11-14	0-5-5	4	1	1	4	1	27
11/16	IND	36:24	6-12	0-0	5-8	0-3-3	4	5	2	2	1	17
11/18	@PHX	42:49	11-23	3-7	7-8	3-3-6	2	2	1	1	0	32

34 MIKE DUNLEAVY G/F 6-9 220 9/15/80 DUKE / USA 14TH SEASON

2014-15 Averages: 9.4 ppg, 3.9 rpg, 1.8 apg, 0.62 spg in 29.2 mpg, .435 FG%, .407 3FG%, .805 FT%



LAST FIVE GAMES

Date	Opp	Min	FG-FGA	3FG-3FGA	FT-FTA	OFF-DEF-TOT	A	PF	Stl	TO	Bik	PTS
11/07	MIN					INACTIVE – Back						
11/09	@PHI					INACTIVE – Back						
11/13	CHA					INACTIVE – Back						
11/16	IND					INACTIVE – Back						
11/18	@PHX					INACTIVE – Back						

6 CRISTIANO FELÍCIO F 6-11 266 7/7/92 FLAMENGO/BRAZIL ROOKIE

2015-16 Averages: 1.0 apg, 1.4 mpg



LAST FIVE GAMES

Date	Opp	Min	FG-FGA	3FG-3FGA	FT-FTA	OFF-DEF-TOT	A	PF	Stl	TO	Bik	PTS
11/07	MIN					DNP – Coach's Decision						
11/09	@PHI	1:23	0-0	0-0	0-0	0-0-0	1	0	0	0	0	0
11/13	CHA					INACTIVE						
11/16	IND					INACTIVE						
11/18	@PHX					DNP – Coach's Decision						

16 PAU GASOL F/C 7-0 258 7/6/80 FC BARCELONA / SPAIN 15TH SEASON

2015-16 Averages: 13.8 ppg, 9.6 rpg, 2.0 apg, 2.09 bpg, 0.82 spg, 29.5 mpg, .451 FG%, .750 FT%

Notes: Has five double-doubles this season ... grabbed his 1,000th rebound for the Bulls on 11/13 vs. CHA ... played his 35,000th career NBA minute on 10/30 at DET, making him one of 64 players in league history to log at least that much playing time, and one of nine active players to be included in that group.



LAST FIVE GAMES

Date	Opp	Min	FG-FGA	3FG-3FGA	FT-FTA	OFF-DEF-TOT	A	PF	Stl	TO	Bik	PTS
11/07	MIN	39:36	8-19	0-0	5-6	3-11-14	2	3	2	1	1	21
11/09	@PHI	29:39	7-17	0-0	2-2	1-8-9	1	3	0	1	6	16
11/13	CHA	27:31	7-13	0-0	5-5	0-13-13	3	1	0	2	2	19
11/16	IND	26:56	2-11	0-1	1-3	3-10-13	3	1	0	1	1	5
11/18	@PHX	27:52	7-13	0-0	3-4	2-6-8	1	1	2	3	1	17

22 TAJ GIBSON F 6-9 236 6/24/85 SOUTHERN CALIFORNIA / USA 7TH SEASON

2015-16 Averages: 6.7 ppg, 5.5 rpg, 1.5 apg, 1.18 bpg, 22.5 mpg, .508 FG%, .583 FT%

Notes: Scored season-high 12 points off the bench vs. CHA on 11/13 ... his three blocks on 11/16 vs. IND moved him into 5th place on the Bulls all-time list.



LAST FIVE GAMES

Date	Opp	Min	FG-FGA	3FG-3FGA	FT-FTA	OFF-DEF-TOT	A	PF	Stl	TO	Bik	PTS
11/07	MIN	24:42	1-4	0-0	1-2	2-1-3	2	3	1	1	0	3
11/09	@PHI	22:57	2-5	0-0	3-4	4-3-7	3	4	2	1	1	7
11/13	CHA	23:03	6-10	0-0	0-0	0-2-2	1	1	0	0	0	12
11/16	IND	31:27	3-8	0-0	3-6	5-6-11	5	3	0	1	4	9
11/18	@PHX	26:59	3-7	0-0	0-0	2-5-7	0	3	0	1	0	6

12 KIRK HINRICH G 6-4 188 1/2/81 KANSAS / USA 13TH SEASON



2015-16 Averages: 7.0 ppg, 2.3 rpg, 0.8 apg, 0.75 spg, 12.7 mpg, .625 FG%, .750 3FG%, .833 FT%

Notes: In his first start of the season at PHX (11/18), he notched 14 points, and six assists in 23:32 of play ... returned to action on 11/13 vs. CHA after missing five games with an injured toe and scored five points.

LAST FIVE GAMES

Date	Opp	Min	FG-FGA	3FG-3FGA	FT-FTA	OFF-DEF-TOT	A	PF	Stl	TO	Blk	PTS
11/07	MIN	INACTIVE – Toe										
11/09	@PHI	INACTIVE – Toe										
11/13	CHA	9:05	2-3	1-1	0-0	0-0-0	1	1	0	0	0	5
11/16	IND	13:20	2-6	0-1	5-6	0-1-1	1	2	2	1	0	9
11/18	@PHX	23:32	6-7	2-2	0-0	0-2-2	6	0	1	1	0	14

3 DOUG McDERMOTT F 6-8 219 1/3/92 CREIGHTON / USA 2ND SEASON



2015-16 Averages: 10.5 ppg, 2.3 rpg, 0.7 apg, 20.9 mpg, .524 FG%, .538 3FG%, .778 FT%

Notes: Made first NBA start on 11/5 vs. OKC ... led the Bulls bench with 12 points on 11/1 vs. ORL on 5-for-10 shooting (2-for-4 from three) for the fifth double-digit scoring game of his career ... scored career-high 18 points on 11/9 at PHI ... has scored 10+ points five times this season ... ranks 1st in NBA for 3P% (.568).

LAST FIVE GAMES

Date	Opp	Min	FG-FGA	3FG-3FGA	FT-FTA	OFF-DEF-TOT	A	PF	Stl	TO	Blk	PTS
11/07	MIN	20:58	4-5	3-4	0-0	0-2-2	0	2	0	0	0	11
11/09	@PHI	28:07	7-15	3-6	1-1	1-1-2	0	2	0	0	0	18
11/13	CHA	16:29	3-6	1-2	1-2	0-2-2	0	1	0	0	0	8
11/16	IND	16:52	4-9	1-2	2-2	0-1-1	0	1	0	0	1	11
11/18	@PHX	25:14	4-7	0-2	0-0	1-4-5	2	1	0	1	0	8

44 NIKOLA MIROTIĆ F 6-10 240 2/11/91 REAL MADRID / SERBIA 2ND SEASON



2015-16 Averages: 11.4 ppg, 6.1 rpg, 1.0 apg, 1.00 spg, 24.3 mpg, .365 FG%, .345 3FG%, .829 FT%

Notes: Recorded first double-double of the season at PHI on 11/9 with 20 points and 10 rebounds ... hit at least three 3-pointers in the first four games of the season, and that streak of four such games matched the longest for the Bulls since Derrick Rose did so from 1/14 to 1/19/15 ... his 14 3PM to start the season were the most by a Bull in the first five games since 1985-86.

LAST FIVE GAMES

Date	Opp	Min	FG-FGA	3FG-3FGA	FT-FTA	OFF-DEF-TOT	A	PF	Stl	TO	Blk	PTS
11/07	MIN	17:02	1-8	0-5	2-2	0-3-3	0	5	1	1	0	4
11/09	@PHI	28:22	6-11	3-7	5-7	1-9-10	1	3	2	4	0	20
11/13	CHA	22:33	0-3	0-2	3-4	1-6-7	3	2	1	1	0	3
11/16	IND	16:33	2-7	1-3	1-2	1-5-6	0	1	0	1	0	6
11/18	@PHX	21:01	4-12	2-5	0-0	1-4-5	3	2	2	1	0	10

55 E'TWAUN MOORE G 6-4 204 2/25/89 PURDUE / USA 5TH SEASON



2015-16 Averages: 5.4 ppg, 2.2 rpg, 1.0 apg, 17.9 mpg, .500 FG%, .385 3FG%, 1.000 FT%

Notes: Played season-high 23 minutes on 11/13 vs. CHA and scored season-high 11 points.

LAST FIVE GAMES

Date	Opp	Min	FG-FGA	3FG-3FGA	FT-FTA	OFF-DEF-TOT	A	PF	Stl	TO	Blk	PTS
11/07	MIN	15:22	2-4	1-1	0-0	0-0-0	1	0	0	0	0	5
11/09	@PHI	22:46	4-8	1-1	0-0	1-3-4	3	1	0	1	0	9
11/13	CHA	22:43	5-6	1-1	0-0	0-5-5	0	2	0	0	0	11
11/16	IND	15:32	1-3	0-2	0-0	0-2-2	1	0	1	0	0	2
11/18	@PHX	14:00	1-2	0-0	2-2	0-1-1	1	2	1	1	0	4

13 JOAKIM NOAH C/F 6-11 245 2/25/85 FLORIDA / USA 9TH SEASON



2015-16 Averages: 2.8 ppg, 8.5 rpg, 3.8 apg, 0.70 spg, 0.70 bpg, 20.8 mpg, .343 FG%, .308 FT%
Notes: Grabbed 18 rebounds off the bench on 11/13 vs. CHA – it was the most rebounds by a Bull in a reserve role since Tyson Chandler had 21 on 3/24/06; he and Dave Corzine are the only Chicago players since 1985-86 to come in off the bench and record 15+ rebounds and 5+ assists ... recorded 775th career block on 10/28 at BKN, moving him past Scottie Pippen on the Bulls' all-time career leaders list for blocks into sole possession of third place, behind only Artis Gilmore and Michael Jordan.

LAST FIVE GAMES

Date	Opp	Min	FG-FGA	3FG-3FGA	FT-FTA	OFF-DEF-TOT	A	PF	Stl	TO	Blk	PTS
11/07	MIN	24:41	1-6	0-0	1-2	5-6-11	7	4	1	3	1	3
11/09	@PHI	DNP – Coach's Decision										
11/13	CHA	22:53	1-4	0-0	1-2	7-11-18	6	3	1	0	1	3
11/16	IND	21:04	4-7	0-0	0-1	0-6-6	4	2	1	0	0	8
11/18	@PHX	20:08	0-2	0-0	0-0	2-9-11	2	3	0	3	1	0

5 BOBBY PORTIS F 6-11 246 2/10/95 ARKANSAS / USA ROOKIE



2015-16 Averages: 6.0 ppg, 1.0 rpg, 0.5 apg, 0.50 spg, 0.50 bpg, 10.1 mpg, .600 FG%
Notes: Made NBA debut on 11/3 at CHA, scoring 10 points in 10 minutes on 5-for-7 shooting ... is the 25th player in Bulls history to have a double-digit scoring career debut, and his FG% of .714 is the highest of any Bull in his first game (min. 5 FGA).

LAST FIVE GAMES

Date	Opp	Min	FG-FGA	3FG-3FGA	FT-FTA	OFF-DEF-TOT	A	PF	Stl	TO	Blk	PTS
11/07	MIN	DNP – Coach's Decision										
11/09	@PHI	10:27	1-3	0-0	0-0	0-0-0	1	1	1	1	1	2
11/13	CHA	DNP – Coach's Decision										
11/16	IND	DNP – Coach's Decision										
11/18	@PHX	DNP – Coach's Decision										

1 DERRICK ROSE G 6-3 200 10/4/88 MEMPHIS / USA 7TH SEASON



2015-16 Averages: 13.6 ppg, 3.0 rpg, 6.0 apg, 0.60 spg, 32.4 mpg, .377 FG%, .150 3FG%, .793 FT%
Notes: In the second half vs. OKC on 11/5, scored 18 points on 8-13 shooting ... posted season highs in rebounds (7) and assists (8) vs. ORL on 11/1, marking the first time Rose has collected at least seven boards and eights assist in a regular season game since 1/17/15 vs. ATL (8 reb/10 ast).

LAST FIVE GAMES

Date	Opp	Min	FG-FGA	3FG-3FGA	FT-FTA	OFF-DEF-TOT	A	PF	Stl	TO	Blk	PTS
11/07	MIN	38:07	3-13	1-4	4-5	0-3-3	5	1	1	5	0	11
11/09	@PHI	27:33	6-14	0-3	0-1	2-3-5	7	0	0	2	1	12
11/13	CHA	34:39	4-14	0-2	2-2	0-1-1	8	2	1	3	1	10
11/16	IND	33:13	9-18	2-2	3-4	1-1-2	6	3	2	0	1	23
11/18	@PHX	INACTIVE – Left Ankle										

20 TONY SNELL F 6-7 217 11/10/91 NEW MEXICO / USA 3RD SEASON



2015-16 Averages: 6.5 ppg, 3.3 rpg, 1.1 apg, 0.45 bpg, 23.2 mpg, .358 FG%, .457 3FG%, .875 FT%
Notes: 2015-16 is the first year he has opened the season as part of the starting lineup ... scored in double digits in back-to-back games on 10/27 and 28 for the first time since 3/18 and 3/20/15 ... tied for 9th in the NBA for 3P% (16-34, .471).

LAST FIVE GAMES

Date	Opp	Min	FG-FGA	3FG-3FGA	FT-FTA	OFF-DEF-TOT	A	PF	Stl	TO	Blk	PTS
11/07	MIN	27:56	5-10	4-6	0-0	0-6-6	0	2	0	2	1	14
11/09	@PHI	19:53	3-7	2-3	2-2	0-5-5	2	1	0	1	1	10
11/13	CHA	17:19	1-7	1-3	0-0	0-1-1	0	2	0	1	1	3
11/16	IND	28:39	2-5	2-4	0-0	0-3-3	2	2	1	2	1	6
11/18	@PHX	18:56	0-3	0-1	0-0	0-1-1	2	1	0	3	0	0

2015-16 CHICAGO BULLS

NO.	PLAYER	POS.	HT.	WT.	DOB	PRIOR TO NBA/ HOME COUNTRY	YRS.
0	Aaron Brooks	G	6-0	186	01/14/85	Oregon/USA	7
1	Derrick Rose	G	6-3	200	10/04/88	Memphis/USA	6
3	Doug McDermott	F	6-8	219	01/03/92	Creighton/USA	1
5	Bobby Portis	F	6-11	246	02/10/95	Arkansas/USA	R
6	Cristiano Felício	F/C	6-9	266	07/07/92	Flamengo/Brazil	R
12	Kirk Hinrich	G	6-4	188	01/02/81	Kansas/USA	12
13	Joakim Noah	C/F	6-11	245	02/25/85	Florida/USA	8
16	Pau Gasol	F/C	7-0	258	07/06/80	F.C. Barcelona/Spain	14
20	Tony Snell	F	6-7	217	11/10/91	New Mexico/USA	2
21	Jimmy Butler	G/F	6-7	231	09/14/89	Marquette/USA	4
22	Taj Gibson	F	6-9	236	06/24/85	Southern California/USA	6
34	Mike Dunleavy	G/F	6-9	220	09/15/80	Duke/USA	13
41	Cameron Bairstow	F/C	6-9	259	12/07/90	New Mexico/Australia	1
44	Nikola Mirotić	F	6-10	240	02/11/91	Real Madrid/Montenegro	1
55	E'Twaun Moore	G	6-4	204	02/25/89	Purdue/USA	4

HEAD COACH: Fred Hoiberg
ASSOCIATE HEAD COACH: Jim Boylen
ASSISTANT COACHES: Pete Myers, Randy Brown, Mike Wilhelm, Charlie Henry
DIRECTOR OF SPORTS PERFORMANCE: Jennifer Swanson
HEAD ATHLETIC TRAINER: Jeff Tanaka
ASSISTANT ATHLETIC TRAINER: Armando Rivas
HEAD STRENGTH COACH: Nick Papendieck
ASSISTANT STRENGTH COACH: Matt Johnson
EQUIPMENT MANAGER: John Ligmanowski
VIDEO COORDINATOR: Nate Loenser
ASSISTANT VIDEO COORDINATOR: Paul Miller

CHICAGO BULLS BLUEPRINT

VIA THE NBA DRAFT (7)

Joakim Noah, ninth overall in 2007
Derrick Rose, first overall in 2008
Taj Gibson, 26th overall in 2009
Jimmy Butler, 30th overall in 2011
Tony Snell, 20th overall in 2013
Bobby Portis, 22nd overall in 2015
Cameron Bairstow, 49th overall in 2014

VIA FREE AGENCY/WAIVERS (6)

Kirk Hinrich, signed on 07/23/12
Mike Dunleavy, signed on 07/10/13
Pau Gasol, signed on 07/18/14
Aaron Brooks, signed on 07/22/14
E'Twaun Moore, signed on 09/18/14
Cristiano Felício, signed on 07/12/15

VIA TRADE (2)

Nikola Mirotić, Draft rights were acquired via Minnesota, in exchange for the draft rights to Norris Cole (28th pick), the draft rights to Malcolm Lee (43rd pick) and cash considerations (06/23/11).

Doug McDermott, Draft rights were acquired from Denver, along with Anthony Randolph, in exchange for Jusuf Nurkic (16th pick) and Gary Harris (19th pick) and the lesser of Chicago's two 2015 second-round picks (06/26/14).

PRONUNCIATION GUIDE

Cameron Bairstow	BARE-stow
Cristiano Felício	cree-STEE-YAHN-oh Felicio
Pau Gasol	POW! Ga-SALL
Kirk Hinrich	HINE-rick
Nikola Mirotić	KNEE-coal-uh MIR-oh-tich
E'Twaun Moore	EE-twan
Joakim Noah	JOE-keem

KEEPING UP WITH THE BULLS

Official Website – Bulls.com

Official Game Day page – Bulls.com/gameday

Facebook – facebook.com/chicagobulls

Twitter – twitter.com/chicagobulls

YouTube – youtube.com/chicagobullsofficial

Instagram – instagram.com/chicagobulls

Google+ - plus.google.com/+chicagobulls/posts

LOVE TO HEAR THE BULLS GO TWEET, TWEET, TWEET

Cameron Bairstow

Twitter- @cbairstow41 IG- @cbairstow41

Aaron Brooks

Twitter- @thirty2zero

Jimmy Butler

Twitter- @JimmyButler IG- @JimmyButler

Cristiano Felicio

Twitter- @felicio_21

Pau Gasol

Twitter- @paugasol IG- @paugasol

Taj Gibson

Twitter- @TajGibson22 IG- @tajgibson22

Doug McDermott

Twitter- @dougmc3 IG- @dougmc03

Nikola Mirotić

Twitter- @threekola IG- @threekola

E'Twaun Moore

Twitter- @ETwaun55

Joakim Noah

Twitter- @JoakimNoah IG- @stickity13

Bobby Portis

Twitter- @BPortistime IG- @bportistime

Derrick Rose

Twitter- @drose

Tony Snell

Twitter- @TonySnell20

Fred Hoiberg

Twitter- @ISUMayor32

BULLS SITUATIONAL RECORDS:

Playing the Atlantic Division	2-0	Derrick Rose scores 20+ points	2-0
Playing the Central Division	2-1	Jimmy Butler scores 20+ points	5-3
Playing the Southeast Division	2-1	Joakim Noah grabs 10+ rebounds	2-1
Playing the Eastern Conference	6-2	Taj Gibson grabs 10+ rebounds	2-0
Playing the Northwest Division	1-1	Pau Gasol grabs 10+ rebounds	3-2
Playing the Pacific Division	1-0	Two Players score 20+ points	1-1
Playing the Southwest Division	0-0	Derrick Rose passes 10+ assists	0-0
Playing the Western Conference	2-1	Taj Gibson posts a double-double	0-0
Record more fast break points than the Opponent	5-2	Pau Gasol posts a double-double	2-2
Record more assists than the Opponent	6-0	Nikola Mirotić posts a double-double	1-0
Outshot the Opponent	6-1	Joakim Noah posts a double-double	0-0
Shot .500 or better from the floor	1-0	Two or more players posted a double-double	0-1
Opponent shot .500 or better from the floor	0-1	On Sunday	1-0
Outrebounding Opponents	5-0	On Monday	2-0
Bench Outscores Opponents Bench	7-0	On Tuesday	1-1
Outscoring Opponents in the Paint	2-0	On Wednesday	2-0
Bulls score 100+ points	5-1	On Thursday	1-0
Opponents held under 100 points	7-1	On Friday	1-1
Opponents score 100+ points	1-2	On Saturday	0-1
Made more 3FGM than the Opponent	4-2		
On first night of back-to-back	1-0		
On second night of back-to-back	1-0		

2015-16 TEAM REGULAR SEASON HIGHS

Category	Bulls	Opponents
Field Goals	44 @ CHA on 11/03	47 @ CHA on 11/03
Field Goal Attempts	96 @ PHI on 11/09	104 @ DET on 10/30
Field Goal Percentage	.538 @ BKN on 10/28	.516 @ CHA on 11/03
3-pt. Field Goals	14 (2) @ CHA on 11/03	15 vs. CHA on 11/13
3-pt. Field Goal Attempts	32 vs. MIN on 11/07	33 vs. CHA on 11/13
3-pt. Field Goal Percentage	.500 @ BKN on 10/28	.609 @ CHA on 11/03
Free Throws	24 vs. CHA on 11/13	22 (2) @ CHA on 11/03
Free Throw Attempts	32 vs. IND on 11/16	28 (2) @ DET on 10/30
Free Throw Percentage	.864 vs. ORL on 11/01	.957 @ CHA on 11/03
Rebounds	58 @ PHI on 11/09	61 @ DET on 10/30
Offensive Rebounds	13 @ PHI on 11/09	20 @ DET on 10/30
Defensive Rebounds	47 vs. CHA on 11/13	44 vs. MIN on 11/07
Assists	28 @ PHI on 11/09	26 (3) @ vs. MIN on 11/07
Personal Fouls	26 vs. MIN on 11/07	23 vs. MIN on 11/07
Steals	9 @ BKN on 10/28	11 @ BKN on 10/28
Turnovers	20 (3) @ PHO on 11/18	17 (2) @ PHI on 11/09
Blocks	10 (2) @ PHI on 11/09	11 vs. ORL on 11/01

2015-16 TEAM REGULAR SEASON LOWS

Bulls	Opponents
33 (2) vs. MIN on 11/07	35 (3) vs. IND on 11/16
78 @ BKN on 10/28	84 vs. OKC on 11/05
.355 vs. MIN on 11/07	.350 @ PHI on 11/09
4 vs. CHA on 11/13	0 @ BKN on 10/28
15 vs. IND on 11/16	9 @ BKN on 10/28
.250 vs. CHA on 11/13	.000 @ BKN on 10/28
3 @ CHA on 11/03	10 (3) vs. CHA on 11/13
8 @ CHA on 11/03	12 vs. CHA on 11/13
.375 @ CHA on 11/03	.500 @ DET on 10/30
33 @ CHA on 11/03	43 (2) @ PHO on 11/18
4 @ CHA on 11/03	9 (2) vs. CHA on 11/13
29 @ CHA on 11/03	29 (2) @ PHO on 11/18
13 vs. CLE on 10/27	16 @ PHO on 11/18
16 (2) vs. CHA on 11/13	11 @ CHA on 11/03
3 vs. OKC on 11/05	2 vs. OKC on 11/05
6 vs. OKC on 11/05	7 vs. CHA on 11/13
0 @ CHA on 11/03	2 @ DET on 10/30

2015-16 HIGH POINT TOTALS

Category	Bulls	Opponents
Points, Game	115 @ BKN on 10/28	130 @ CHA on 11/03
Points, 1 st Half	58 @ BKN on 10/28	69 @ CHA on 11/03
Points, 2 nd Half	59 @ PHI on 11/09	61 @ CHA on 11/03
Points, 1 st Quarter	31 (3) @ PHO on 11/18	37 @ CHA on 11/03
Points, 2 nd Quarter	32 vs. OKC on 11/05	32 @ CHA on 11/03
Points, 3 rd Quarter	30 @ CHA on 11/03	31 @ CHA on 11/03
Points, 4 th Quarter	35 @ PHI on 11/09	30 @ CHA on 11/03
Points, Overtime	11 @ DET on 10/30	15 @ DET on 10/30

2015-16 LOW POINT TOTALS

Bulls	Opponents
92 vs. ORL on 11/01	87 vs. ORL on 11/01
39 @ DET on 10/30	35 @ DET on 10/30
36 vs. MIN on 11/07	35 vs. MIN on 11/07
20 @ CHA on 11/03	17 vs. CLE on 10/27
21 @ PHI on 11/09	12 @ DET on 10/30
19 (2) @ PHO on 11/18	16 @ BKN on 10/28
16 vs. MIN on 11/07	17 vs. MIN on 11/07
0 vs. MIN on 11/07	9 vs. MIN on 11/07

2015-16 PLUS/MINUS REPORT

Last 8 Games	Baird	Brooks	Butler	Dunleavy	Felicio	Gasol	Gibson	Hinrich	McDermott	Mirotić	Moore	Noah	Portis	Rose	Snell
11/01 vs. ORL	DNP	-1	+4	Inactive	DNP	+8	0	Inactive	+3	+5	+3	-3	DNP	+6	0
11/03 @ CHA	+5	-11	-19	Inactive	DNP	-6	-20	Inactive	-17	-15	-6	-22	+8	-16	-6
11/05 vs. OKC	DNP	+11	-2	Inactive	DNP	-6	+14	Inactive	-14	-12	+12	+16	DNP	+4	+7
11/07 vs. MIN	DNP	+6	-9	Inactive	DNP	-9	-12	Inactive	-19	+5	+1	-2	DNP	-21	+15
11/09 @ PHI	0	+9	+29	Inactive	0	+25	+5	Inactive	+5	+22	-6	DNP	-6	+14	+18
11/13 vs. CHA	DNP	0	-4	Inactive	Inactive	-7	+12	+4	-3	-6	+10	+11	DNP	-2	+10
11/16 vs. IND	DNP	DNP	-1	Inactive	Inactive	+3	-5	-5	+5	+6	+4	-2	DNP	+5	-5
11/18 @ PHO	DNP	+6	+4	Inactive	DNP	+1	+7	+5	+7	-1	-13	+5	DNP	Inactive	+9
Total	+5	+34	+26	0	0	+8	-11	-3	-45	+45	+3	-2	+2	-7	+70
Per Game	+2.5	+3.4	+2.4	N/A	0.0	+0.7	-1.0	-0.8	-4.1	+4.1	+0.3	-0.2	+1.0	-0.7	+6.4
Per 48 Min	+24.0	+10.5	+3.1	N/A	0.0	+1.2	-2.1	-2.8	-9.4	+8.1	+0.7	-0.5	+4.8	-1.0	+13.1

2015-16 Player Regular Season Highs

Category	Bulls	Opponents
Points, Game	32 – Jimmy Butler @ PHO on 11/18	33 – Kevin Durant vs. OKC on 11/05
Points, 1 st Half	21 – Jimmy Butler vs. OKC on 11/05	22 – Andrew Wiggins vs. MIN on 11/07
Points, 2 nd Half	20 (2) – Jimmy Butler @ PHO on 11/18	21 – Kevin Durant vs. OKC on 11/05
Points, 1 st Quarter	11 – Nikola Mirotić vs. CLE on 10/27	13 – Andrew Wiggins vs. MIN on 11/07
Points, 2 nd Quarter	14 – Jimmy Butler vs. OKC on 11/05	10 – Brook Lopez @ BKN on 10/28
Points, 3 rd Quarter	12 (2) – Jimmy Butler vs. CHA on 11/13	15 – Marcus Morris @ DET on 10/30
Points, 4 th Quarter	14 – Jimmy Butler @ PHO on 11/18	11 (2) – Eric Bledsoe @ PHO on 11/18
Points, Overtime	5 – Jimmy Butler @ DET on 10/30	5 – Drummond/Jackson @ DET on 10/30
Field Goals	12 – Derrick Rose vs. OKC on 11/05	13 – Kevin Durant vs. OKC on 11/05
3-pt. Field Goals	5 – Doug McDermott @ CHA on 11/03	5 (2) – C.J. Miles vs. IND on 11/16
Free Throws	12 – Jimmy Butler @ DET on 10/30	9 – Nicolas Batum @ CHA on 11/03
Total Rebounds	18 – Joakim Noah vs. CHA on 11/13	20 – Andre Drummond @ DET on 10/30
Defensive Rebounds	11 (3) – Joakim Noah vs. CHA on 11/13	11 – Andre Drummond @ DET on 10/30
Offensive Rebounds	7 – Joakim Noah vs. CHA on 11/13	9 – Andre Drummond @ DET on 10/30
Assists	8 (2) – Derrick Rose vs. CHA on 11/13	10 (2) – Ricky Rubio vs. MIN on 11/07
Steals	4 – Jimmy Butler vs. ORL 11/01	3 (5) – Markieff Morris @ PHO on 11/18
Turnovers	5 (3) – Rose/Butler vs. MIN on 11/07	5 (3) – Brandon Knight @ PHO on 11/18
Blocks	6 (2) – Pau Gasol @ PHI on 11/09	4 – Karl-Anthony Towns vs. MIN on 11/07

	TEAM LEADER*				DOUBLE-FIGURES				DOUBLE-DOUBLES			TRIPLE-DOUBLES	
	PTS	REB	AST	MIN	10+ PTS	20+ PTS	30+ PTS	10+ REB	10+ AST	PT/REB	PT/AST	REB/AST	
Cameron Bairstow													
Aaron Brooks					6								
Jimmy Butler	6		1	10	10	7	1	1		1			
Mike Dunleavy													
Cristiano Felício													
Pau Gasol	1	6		1	9			5		4			
Taj Gibson		1			1			2					
Kirk Hinrich			1		1								
Doug McDermott					5								
Nikola Mirotić	3	2			6	2		1		1			
E'Twaun Moore					2								
Joakim Noah		3	1					2					
Bobby Portis					1								
Derrick Rose	2		8		7	2							
Tony Snell					4								

*Includes ties

2015-16 GAMES MISSED DUE TO INJURY/ILLNESS

Player	Injury/Illness	Games Missed	Record
Mike Dunleavy	Back	11 (10/27 - 11/18)	8-3
Kirk Hinrich	Toe	5 (11/01 - 11/07)	3-2
Joakim Noah	Left Knee	1 (11/09)	1-0
Derrick Rose	Left Ankle	1 (11/18)	1-0
		TOTAL = 18 GAMES	

DNP-CD: Bairstow (6), Brooks (1), Felício (4), Hinrich (2), Portis (7)

Inactive List: Bairstow (1), Felício (4)

2015-16 CHICAGO BULLS STARTING LINEUPS

Game #	1	2	3	4	5	W-L	Percentage
1-5, 10	Rose	Butler	Snell	Mirotić	Gasol	4-2	.667
6-9	Rose	Butler	McDermott	Mirotić	Gasol	3-1	.750
11	Hinrich	Butler	Snell	Mirotić	Gasol	1-0	1.000

THE LAST TIME...

AN INDIVIDUAL...

Had 50-plus points:

Chi: 50, Jamal Crawford @ Toronto, 04/11/04
Opp: 52, Michael Redd @ Milwaukee, 03/04/07

Had 40-plus points:

Chi: 46, Pau Gasol vs. Milwaukee, 01/10/15
Opp: 43, Russell Westbrook vs. Oklahoma City, 03/05/15

Had 30-plus points:

Chi: 32, Jimmy Butler @ Phoenix, 11/18/15
Opp: 31, Andrew Wiggins vs. Minnesota, 11/07/15

Two players had 30-plus points:

Chi: Derrick Rose (39), Kirk Hinrich (30) vs. Boston, 04/13/10
Opp: Victor Oladipo (33), Nikola Vucevic (33) vs. Orlando, 01/12/15

Had 25-plus rebounds:

Chi: 27, Ben Wallace vs. Milwaukee, 12/15/06
Opp: 26, DeAndre Jordan vs. L.A. Clippers, 03/01/15

Had 20-plus rebounds:

Chi: 20, Pau Gasol vs. Golden State, 12/06/14
Opp: 22, Andre Drummond vs. Detroit, 04/03/15

Had 15-plus assists:

Chi: 16, Derrick Rose @ L.A. Clippers, 12/30/11
Opp: 17, Ricky Rubio @ Minnesota, 11/04/14

Four players had 20-plus points:

Chi: Ben Gordon (24), Joe Smith (23), Luol Deng (21),
Andres Nocioni (20) @ Miami, 01/16/08
Opp: Monta Ellis (38), Chandler Parsons (24),
Dirk Nowitzki (22), Devin Harris (20) vs. Dallas, 12/02/14

Three players had 20-plus points:

Chi: Pau Gasol (20), Mike Dunleavy (21), Nikola Mirotić (26)
vs. Oklahoma City, 03/05/15
Opp: Brandon Knight (23), Eric Bledsoe (21), P.J. Tucker (20)
@ Phoenix, 11/18/15

Four players had 10-plus rebounds:

Chi: Tyson Chandler (13), Kirk Hinrich (13), Andres Nocioni (11),
Luol Deng (10), @ New York, 01/17/05
Opp: Jason Kidd (15), Popeye Jones (14), Lorenzo Williams (13)
Jim Jackson (11) @ Dallas, 11/21/95

Five starters had double figures:

Chi: Derrick Rose (15), Jimmy Butler (24), Tony Snell (10), Nikola Mirotić (18),
Pau Gasol (16) at Brooklyn (10/28/15)
Opp: LeBron James (20), Kevin Love (11), Timofey Mozgov (11), J.R. Smith (24),
Kyrie Irving (27) @ Cleveland (04/05/15)

Had a triple-double:

Chi: Joakim Noah (15 pts, 13 rebs, 10 ast) @ Minnesota (04/09/14)
Opp: LeBron James (20 pts, 10 rebs, 12 ast) @ Cleveland (04/05/15)

Had a 20/20 game:

Chi: Pau Gasol (22 pts, 20 rebs) vs. Golden State, 12/06/14
Opp: Andre Drummond (26 pts, 26 rebs) vs. Detroit, 04/11/14

Had a 4-point play:

Chi: Doug McDermott @ Philadelphia, 11/09/15
Opp: C.J. Miles vs. Indiana, 11/16/15

Had 15-plus field goals:

Chi: 17, Pau Gasol vs. Milwaukee, 01/10/15
Opp: 16, Nikola Vucevic vs. Orlando, 01/12/15

Had 6-plus 3-point field goals:

Chi: 6, Nikola Mirotić @ Brooklyn, 04/13/15
Opp: 8, J.R. Smith @ Cleveland, 04/05/15

Had 15-plus free throws:

Chi: 16, Jimmy Butler @ Los Angeles Lakers, 01/29/15
Opp: 15, Richard Jefferson @ Milwaukee, 02/18/09

Had 20-plus free throws:

Chi: 22, Michael Jordan @ New York, 04/18/98
Opp: 23, Dominique Wilkins @ Atlanta, 12/08/92

A TEAM...

Played an overtime game:

Chi: vs. Minnesota (L, 92-103), 11/07/15

Played a double-overtime game:

Chi: @ Los Angeles Lakers (L, 118-123), 01/29/15

Played a triple-overtime game:

Chi: @ Orlando (W, 128-125), 01/15/14

Scored 120-plus points:

Chi: 129 vs. Toronto
(W, 129-120), 12/22/14
Opp: 130 @ Charlotte
(L, 105-130), 11/03/15

Scored 70 or fewer points:

Chi: 70 @ Sacramento (L, 70-99), 02/03/14
Opp: 68 vs. Charlotte (W, 100-68), 04/18/12

Scored 60 or fewer points:

Chi: 49 vs. Miami (L, 49-82), 04/10/99
Opp: 58 vs. Atlanta (W, 97-58), 01/14/13

Scored 30 or fewer points in a half:

Chi: 28 (2nd) vs. Detroit, 12/07/13
Opp: 27 (2nd) @ Miami, 04/09/15

Scored 40 or fewer points in a half:

Chi: 38 (2nd) vs. Orlando, 11/01/15
Opp: 40 (1st) vs. Orlando, 11/01/15

Scored 65-plus points in a half:

Chi: 66 (2nd) @ Toronto, 03/25/15
Opp: 69 (1st) @ Charlotte, 11/03/15

Shot .600 or better from the field:

Chi: .608 (45-74 FG) @ Toronto, 03/25/15
Opp: .608 (45-74 FG) @ Utah, 11/26/09

2015-16 CHICAGO BULLS SCHEDULE/RESULTS

Date	Opponent	Res.	Bulls/Opp	Stk	Hm	Rd	Tot	Hi Pts	Hi Reb	Hi Asts	Opp. Scoring	Atten.
Oct 27	CLEVELAND	W	97-95	W1	1-0	0-0	1-0	Mirotic-19	Gibson-10	Rose-5	James-25	21,957*
Oct 28	@Brooklyn	W	115-100	W2	1-0	1-0	2-0	Butler-24	Mirotić/Gasol-9	Butler-6	Lopez-26	17,732*
Oct 30	@Detroit	L	94-98(OT)	L1	1-0	1-1	2-1	Butler-23	Gasol-12	Rose-6	Morris-26	16,035
Nov 1	ORLANDO	W	92-87	W1	2-0	1-1	3-1	Mirotić/Gasol-16	Noah-9	Rose-8	Fournier-19	21,585*
Nov 3	@Charlotte	L	105-130	L1	2-0	1-2	3-2	Butler-26	Gasol-8	Rose-5	Lamb-20	15,136
Nov 5	OKLAHOMA CITY	W	104-98	W1	3-0	1-2	4-2	Rose-29	Gasol-10	Rose-7	Durant-33	21,861*
Nov 7	MINNESOTA	L	92-103(OT)	L1	3-1	1-2	4-3	Butler-21	Gasol-14	Noah-7	Wiggins-31	21,988*
Nov 9	@Philadelphia	W	111-88	W1	3-1	2-2	5-3	Mirotić-20	Mirotić-10	Rose-7	Okafor-21	13,879
Nov 13	CHARLOTTE	W	102-97	W2	4-1	2-2	6-3	Butler-27	Noah-18	Rose-8	Batum-28	21,749*
Nov 16	INDIANA	W	96-95	W3	5-1	2-2	7-3	Rose-23	Gasol-13	Rose-6	George-26	21,660*
Nov 18	@Phoenix	W	103-97	W4	5-1	3-2	8-3	Butler-32	Noah-11	Hinrich-6	Knight-23	17,377

* Indicates sellout

