



COMPETITION SCHEDULE

Date	Time	Event
WED 15 FEB	19:30	Two-Man Official Training Heat 1
WED 15 FEB	20:30	Two-Man Official Training Heat 2
THU 16 FEB	9:30	Two-Man Official Training Heat 3
THU 16 FEB	10:30	Two-Man Official Training Heat 4
FRI 17 FEB	9:30	Two-Man Official Training Heat 5
FRI 17 FEB	10:30	Two-Man Official Training Heat 6
FRI 17 FEB	21:15	Women's Official Training Heat 1
FRI 17 FEB	22:00	Women's Official Training Heat 2
SAT 18 FEB	9:30	Women's Official Training Heat 3
SAT 18 FEB	10:15	Women's Official Training Heat 4
SAT 18 FEB	17:30	Two-Man Heat 1
SAT 18 FEB	19:20	Two-Man Heat 2
SUN 19 FEB	9:30	Women's Official Training Heat 5
SUN 19 FEB	10:15	Women's Official Training Heat 6
SUN 19 FEB	17:30	Two-Man Heat 3
SUN 19 FEB	19:20	Two-Man Heat 4
MON 20 FEB	17:30	Women's Heat 1
MON 20 FEB	19:00	Women's Heat 2
TUE 21 FEB	9:30	Four-Man Official Training Heat 1
TUE 21 FEB	10:55	Four-Man Official Training Heat 2
TUE 21 FEB	17:30	Women's Heat 3
TUE 21 FEB	19:00	Women's Heat 4
WED 22 FEB	17:30	Four-Man Official Training Heat 3
WED 22 FEB	18:30	Four-Man Official Training Heat 4
THU 23 FEB	17:30	Four-Man Official Training Heat 5
THU 23 FEB	18:30	Four-Man Official Training Heat 6
FRI 24 FEB	17:30	Four-Man Heat 1
FRI 24 FEB	19:20	Four-Man Heat 2
SAT 25 FEB	17:30	Four-Man Heat 3
SAT 25 FEB	19:20	Four-Man Heat 4




NUMBER OF ENTRIES BY NOC


NOC	Two-Man	Four-Man	Women
AUS - Australia	1	0	1
AUT - Austria	2	1	0
BRA - Brazil	0	1	0
CAN - Canada	2	2	2
CRO - Croatia	0	1	0
CZE - Czech Republic	2	1	0
FRA - France	1	1	0
GBR - Great Britain	1	1	1
GER - Germany	2	2	2
HUN - Hungary	1	1	0
ITA - Italy	2	2	2
JPN - Japan	1	0	1
LAT - Latvia	2	2	0
MON - Monaco	1	0	0
NED - Netherlands	1	1	2
NZL - New Zealand	1	1	0
POL - Poland	0	1	0
ROM - Romania	2	1	0
RUS - Russian Fed.	2	2	1
SUI - Switzerland	2	2	2
SVK - Slovakia	1	1	0
USA - United States	2	2	2
Total: 22	29	26	16


ENTRY LIST BY NOC


NOC	Name	Gender	Function	Date of Birth	Height(m/ft in)	Weight(kg/lbs)
AUS - Australia						
	LOCH-WILKINSON Astrid	W	Women Pilot	14 SEP 1982	1.68/5'6"	67/148
	McKENZIE Shane	M	Two-Man Crew	4 JUL 1973	1.75/5'9"	90/198
	REED Kylie	W	Women Crew	17 DEC 1974	1.78/5'10"	63/139
	ROLLESTON Jeremy	M	Two-Man Pilot	13 DEC 1972	1.78/5'10"	90/198
	FRANCU CIOCLEI Doru	M	Coach	5 MAY 1954		
AUT - Austria						
	KOEHLER Gerhard	M	Two-Man Crew	7 NOV 1978	1.98/6'6"	102/225
	LOACKER Juergen	M	Two-Man Pilot Four-Man Crew	14 DEC 1974	1.75/5'9"	90/198
	SEELOS Klaus	M	Two-Man Crew Four-Man Crew	10 SEP 1969	1.78/5'10"	92/203
	STAMPFER Wolfgang	M	Two-Man Pilot Four-Man Pilot	3 MAY 1972	1.90/6'3"	98/216
	WELZ Hans Peter	M	Four-Man Crew	8 JAN 1976	1.83/6'0"	89/196
	MAIER Manfred	M	Coach	24 JUL 1969		
	ROSATZIN Walter	M	Coach	4 JUN 1944		
	SCHENKER Friedrich	M	Physiotherapist	7 MAR 1958		
	WALLNER Johannes	M	Coach	2 SEP 1966		
BRA - Brazil						
	BINDILATTI Edson	M	Crew	13 MAR 1979	1.90/6'3"	90/198
	QUIRINO Claudinei	M	Crew	19 NOV 1970	1.85/6'1"	86/190
	RASCHINI Ricardo	M	Four-Man Pilot	14 MAY 1967	1.80/5'11"	90/198
	SILVA Marcio	M	Crew	2 JUL 1980	1.80/5'11"	96/212
	GRUBER Martin	M	Coach	11 NOV 1975		
	PAPANDREA Lisa	W	Team Leader	25 APR 1954		


ENTRY LIST BY NOC

NOC	Name	Gender	Function	Date of Birth	Height(m/ft in)	Weight(kg/lbs)
CAN - Canada						
	ALEXANDER Morgan	M	Four-Man Crew	19 FEB 1982	1.83/6'0"	96/212
	BISSETT David	M	Two-Man Crew	26 SEP 1979		
			Four-Man Crew			
	BROWN Lascelles	M	Two-Man Crew	12 OCT 1974	1.83/6'0"	100/220
			Four-Man Crew			
	CRUICKSHANK Jaime	W	Women Crew	4 JAN 1986	1.75/5'9"	75/165
	CUNNINGHAM Nathan	M	Four-Man Crew	30 SEP 1981	1.80/5'11"	95/209
	DESPRES Serge	M	Two-Man Pilot	28 FEB 1978	1.88/6'2"	100/220
			Four-Man Pilot			
	GAVINE-HLADY Suzanne	W	Women Pilot	21 APR 1975	1.68/5'6"	77/170
	KOTYK Ken	M	Four-Man Crew	7 FEB 1981	1.83/6'0"	98/216
	LARSEN Steve	M	Four-Man Crew	26 JUL 1975	1.83/6'0"	98/216
	LUEDERS Pierre	M	Two-Man Pilot	26 SEP 1970	1.83/6'0"	100/220
			Four-Man Pilot			
	MOYSE Heather	W	Women Crew	23 JUL 1978	1.78/5'10"	72/159
	SIMUNDSON Kaillie	W	Women Crew	4 SEP 1985	1.70/5'7"	77/170
	UPPERTON Helen	W	Women Pilot	31 OCT 1979	1.75/5'9"	73/161
	BURDET Francoise Alexandrine	W	Coach	12 AUG 1967		
	GRIMME Gerd	M	Coach	17 OCT 1958		
	LLOYD Malcolm	M	Coach	26 FEB 1947		
	PETCH Chris	M	Medical Personnel	4 AUG 1957		
	SCHIESS Hansueli	M	Technical Personnel	1 DEC 1956		



ENTRY LIST BY NOC

NOC	Name	Gender	Function	Date of Birth	Height(m/ft in)	Weight(kg/lbs)
CRO - Croatia						
	GRABUSIC Jurica	M	Four-Man Crew	28 MAR 1983	1.85/6'1"	80/176
	KRAJACIC Slaven	M	Four-Man Crew	14 SEP 1980	1.83/6'0"	91/201
	OSMANOVIC Alek	M	Crew	30 NOV 1982	1.80/5'11"	100/220
	SOLA Ivan	M	Four-Man Pilot	12 DEC 1961	1.90/6'3"	92/203
	VOJNOVIC Dejan	M	Crew	23 MAR 1975	1.83/6'0"	83/183
	CICARRELI Paulo	M	Technical Personnel	18 AUG 1972		
	JUHART Matej	M	Technical Personnel	19 NOV 1976		
	SZELIG Alexander	M	Coach	6 FEB 1966		
CZE - Czech Republic						
	DANILEVIC Ivo	M	Two-Man Pilot Four-Man Pilot	10 APR 1970	1.88/6'2"	105/231
	GOMOLA Roman	M	Two-Man Crew Four-Man Crew	8 DEC 1973	1.78/5'10"	90/198
	KOBIAN Jan	M	Two-Man Crew Four-Man Crew	28 OCT 1970	1.85/6'1"	100/220
	RECHKA Radek	M	Four-Man Crew	12 NOV 1975	1.70/5'7"	85/187
	VESELY Milos	M	Two-Man Pilot	6 MAY 1972	1.80/5'11"	96/212
	SEJKORA Milan	M	Team Leader	31 MAR 1954		
	SIEBER Jan	M	Coach	7 SEP 1948		
	VRCHOVSKY Vaclav	M	Coach	26 JAN 1949		
FRA - France						
	FOUQUET Christophe	M	Four-Man Crew	4 MAY 1974	1.80/5'11"	99/218
	GALBERT Stephane	M	Two-Man Crew	7 FEB 1975	1.80/5'11"	97/214
	MENNERON Pierre-Alain	M	Two-Man Crew Four-Man Crew	6 APR 1975	1.85/6'1"	95/209
	MINGEON Bruno	M	Two-Man Pilot Four-Man Pilot	7 SEP 1967	1.80/5'11"	90/198
	VANHOUTTE Alexandre	M	Two-Man Crew Four-Man Crew	18 JUL 1974	1.80/5'11"	93/205




ENTRY LIST BY NOC

NOC	Name	Gender	Function	Date of Birth	Height(m/ft in)	Weight(kg/lbs)
GBR - Great Britain						
	DAVIES Jacqui	W	Women Crew	23 MAY 1977	1.63/5'4"	70/154
	HUMPHRIES Dan	M	Two-Man Crew	27 AUG 1979	1.93/6'4"	108/238
			Four-Man Crew			
	JOHNSTON Karl	M	Four-Man Crew	26 FEB 1979	1.83/6'0"	93/205
	JOHNSTON Lee	M	Two-Man Pilot	16 JUN 1972	1.78/5'10"	101/223
			Four-Man Pilot			
	MINICHELLO Nicola	W	Women Pilot	21 MAR 1978	1.65/5'5"	80/176
	WRIGHT Martin	M	Four-Man Crew	23 JUN 1974	1.80/5'11"	101/223
	BOSWORTH Gordon	M	Physiotherapist	24 MAR 1959		
	de la HUNTY Tom	M	Team Leader	4 JUL 1956		
	GUNN Pete	M	Coach	4 MAY 1960		



ENTRY LIST BY NOC

NOC	Name	Gender	Function	Date of Birth	Height(m/ft in)	Weight(kg/lbs)
GER - Germany						
	ERDMANN Susi Lisa	W	Women Pilot	29 JAN 1968	1.88/6'2"	78/172
	HERSCHMANN Nicole	W	Women Crew	27 OCT 1975	1.80/5'11"	74/163
	HEYDER Christoph	M	Four-Man Crew	3 JUN 1974	1.98/6'6"	108/238
	HOEPFNER Matthias	M	Two-Man Pilot	30 DEC 1975	1.83/6'0"	97/214
	HOPPE Rene	M	Four-Man Crew	9 DEC 1976	1.85/6'1"	97/214
	KIRIASIS Sandra	W	Women Pilot	4 JAN 1975	1.80/5'11"	80/176
	KUEHN Enrico	M	Four-Man Crew	10 MAR 1977	1.83/6'0"	104/229
	KUEHNE Marc	M	Two-Man Crew	6 SEP 1976	1.96/6'5"	110/243
	KUSKE Kevin	M	Two-Man Crew	4 JAN 1979	1.96/6'5"	144/317
			Four-Man Crew			
	LANGE Andre	M	Two-Man Pilot	28 JUN 1973	1.88/6'2"	100/220
			Four-Man Pilot			
	METZGER Alexander	M	Four-Man Crew	22 FEB 1973	1.80/5'11"	96/212
	PUTZE Martin	M	Four-Man Crew	14 JAN 1985	1.80/5'11"	96/212
	SCHNEIDERHEINZE Anja	W	Women Crew	8 APR 1978	1.70/5'7"	81/179
	SPIES Rene	M	Four-Man Pilot	5 JUL 1973	1.85/6'1"	94/207
	WIACKER Berit	W	Women Crew	15 JUN 1982	1.80/5'11"	76/168
	BETHGE Raimund	M	Coach	7 JUL 1947		
	FISCHER Bernhard	M	Physiotherapist	8 AUG 1960		
	GROSSGEBAUER Jens	M	Coach	13 FEB 1963		
	HASENZAHL Bernd	M	Team Leader	27 FEB 1945		
	HOPPE Wolfgang	M	Coach	14 NOV 1957		
	KRASS Werner	M	Physiotherapist	31 MAY 1956		
	KRAUSS Stefan	M	Team Leader	25 JUN 1967		
	KUMMER Walter	M	Technical Personnel	21 OCT 1953		
	NEHMER Meinhard	M	Coach	13 JAN 1940		
	RUEHR Sven	M	Coach	27 JUL 1968		
	STEINECKER Bernd	M	Technical Personnel	5 JUL 1961		
	TRAUTVETTER Andreas	M	Team Leader	21 SEP 1955		
	TRUEBNER Matthias	M	Coach	13 JUN 1955		




ENTRY LIST BY NOC


NOC	Name	Gender	Function	Date of Birth	Height(m/ft in)	Weight(kg/lbs)
HUN - Hungary						
	GYULAI Marton	M	Two-Man Pilot	12 DEC 1979	1.88/6'2"	95/209
			Four-Man Pilot			
	KURTOSI Zsolt	M	Crew	21 MAR 1971	1.88/6'2"	92/203
	MARGL Tamas	M	Crew	18 JUN 1976	1.90/6'3"	84/185
	PINTER Bertalan	M	Crew	23 MAR 1973	1.85/6'1"	95/209
			Crew			


ENTRY LIST BY NOC


NOC	Name	Gender	Function	Date of Birth	Height(m/ft in)	Weight(kg/lbs)
ITA - Italy						
	BERTAZZO Simone	M	Two-Man Pilot	19 AUG 1982	1.83/6'0"	95/209
			Four-Man Pilot			
	DE SANCTIS Antonio	M	Four-Man Crew	18 OCT 1972	1.80/5'11"	90/198
	GILLARDUZZI Jessica	W	Women Pilot	7 JUN 1980	1.70/5'7"	68/150
	ISACCO Jennifer	W	Women Crew	27 FEB 1977	1.73/5'8"	68/150
	MOLLICA Fabiana	W	Women Crew	25 DEC 1983	1.75/5'9"	72/159
	MORBIDELLI Giorgio	M	Four-Man Crew	16 MAR 1974	1.78/5'10"	86/190
	OTTOLINO Luca	M	Four-Man Crew	26 AUG 1978	1.80/5'11"	85/187
	ROMANINI Samuele	M	Two-Man Crew	22 SEP 1976	1.88/6'2"	101/223
			Four-Man Crew			
	SACCO Omar	M	Four-Man Crew	3 FEB 1977	1.70/5'7"	79/174
	TORCHIO Matteo	M	Two-Man Crew	13 DEC 1983	1.83/6'0"	74/163
			Four-Man Crew			
	TOSINI Fabrizio	M	Two-Man Pilot	30 NOV 1969	1.83/6'0"	98/216
			Four-Man Pilot			
	WEISSENSTEINER Gerda	W	Women Pilot	3 JAN 1969	1.65/5'5"	65/143
	D'AMICO Roberto	M	Coach	2 DEC 1961		
	HUBER Gunter	M	Coach	28 OCT 1965		
	LAPADULA Giuseppe	M	Coach	27 JUN 1958		
	MARIGETTO Paolo	M	Physiotherapist	16 AUG 1971		
	MIANI Luigi	M	Coach	14 SEP 1951		
	PADRUN Mario	M	Coach	13 NOV 1937		
	PRUSIS Sandis	M	Coach	24 OCT 1965		
	TARTAGLIA Antonio	M	Coach	13 JAN 1968		
JAM - Jamaica						
	STOKES Nelson	M	Team Leader	2 NOV 1963		
	THOMAS Wayne	M	Coach	10 OCT 1966		


ENTRY LIST BY NOC

NOC	Name	Gender	Function	Date of Birth	Height(m/ft in)	Weight(kg/lbs)
JPN - Japan						
	HINO Manami	W	Women Pilot	8 JAN 1980	1.60/5'3"	60/132
	KIYOKAWA Suguru	M	Two-Man Pilot	11 MAY 1978	1.80/5'11"	86/190
	KOBAYASHI Ryuichi	M	Two-Man Crew	23 NOV 1976	1.83/6'0"	100/220
	NAGAOKA Chisato	W	Women Crew	5 APR 1976	1.65/5'5"	70/154
	OGA Yasuhiro	M	Coach	6 AUG 1963		
LAT - Latvia						
	ARHIPOVS Mihails	M	Four-Man Pilot	10 NOV 1984	1.83/6'0"	88/194
	BOGDANOVS Maris	M	Four-Man Crew	7 MAY 1979	1.85/6'1"	95/209
	DICMANIS Intars	M	Two-Man Crew	22 SEP 1979	1.96/6'5"	98/216
			Four-Man Crew			
	DREISHKENS Daumants	M	Two-Man Crew	28 MAR 1984	1.93/6'4"	103/227
			Four-Man Crew			
	GUTS Gatis	M	Two-Man Pilot	15 APR 1976	1.83/6'0"	91/201
	MININS Janis	M	Two-Man Pilot	15 AUG 1980	1.83/6'0"	99/218
			Four-Man Pilot			
	OZOLS Janis	M	Four-Man Crew	4 DEC 1972	1.83/6'0"	88/194
	ROZITIS Reinis	M	Two-Man Crew	1 SEP 1982	1.80/5'11"	86/190
			Four-Man Crew			
	RULLIS Marcis	M	Four-Man Crew	31 JAN 1979	1.85/6'1"	95/209
	EKMANIS Zintis	M	Administrative Personnel	17 MAY 1958		
	KOTANS Rihards	M	Coach	10 MAR 1956		
	PEIDE Gunars	M	Administrative Personnel	3 AUG 1942		
	PRIEDE Elmars	M	Administrative Personnel	23 MAR 1955		
	SEVICS MIKELSEVICS Gints	M	Technical Personnel	10 JAN 1967		
	SKRASTINS Janis	M	Team Leader	7 JUL 1955		
MON - Monaco						
	BOTTIN Jeremy	M	Two-Man Crew	19 AUG 1973	1.85/6'1"	90/198
	SERVELLE Patrice	M	Two-Man Pilot	20 JUL 1974	1.83/6'0"	90/198
	REICH Christian	M	Coach	23 SEP 1967		



ENTRY LIST BY NOC

NOC	Name	Gender	Function	Date of Birth	Height(m/ft in)	Weight(kg/lbs)
NED - Netherlands						
	BROEDERS Ilse	W	Women Pilot	4 JUL 1977	1.73/5'8"	71/157
	GLAS Arend	M	Two-Man Pilot Four-Man Pilot	29 OCT 1968	1.90/6'3"	110/243
	JANSMA Sybren	M	Two-Man Crew Four-Man Crew	3 FEB 1982	1.98/6'6"	100/220
	JURG Eline	W	Women Pilot	30 MAY 1973	1.78/5'10"	73/161
	KLAASSEN Arno	M	Four-Man Crew	16 NOV 1979	1.88/6'2"	90/198
	KORTBEEK Vincent	M	Four-Man Crew	19 NOV 1982	1.88/6'2"	95/209
	PENNINGS Jeannette	W	Women Crew	8 OCT 1977	1.75/5'9"	73/161
	van HAPEREN Kitty	W	Women Crew	20 APR 1976	1.73/5'8"	77/170
	CZUDAJ Harald	M	Coach	14 FEB 1963		
	GEURTS Rob	M	Coach	23 JUN 1959		
	LEOPOLD Martin Gerd	M	Coach	23 JUL 1958		
NZL - New Zealand						
	DALLOW Matthew	M	Two-Man Crew Four-Man Crew	27 JAN 1972	1.90/6'3"	114/251
	HARRISON Steve	M	Four-Man Crew	12 DEC 1972	1.90/6'3"	97/214
	HENDERSON Alan	M	Two-Man Pilot Four-Man Pilot	28 MAY 1965	1.85/6'1"	96/212
	ORANGI Aaron	M	Four-Man Crew	1 APR 1972	1.73/5'8"	93/205
	DOMINIKOVICH Ross	M	Coach	16 MAY 1967		
	MEYERHANS Pius Paul	M	Coach	11 MAY 1967		
POL - Poland						
	KUPCZYK Dawid	M	Four-Man Pilot	10 MAY 1977	1.83/6'0"	95/209
	LATKOWSKI Mariusz	M	Four-Man Crew	2 MAR 1982	1.80/5'11"	91/201
	PLACHETA Marcin	M	Four-Man Crew	23 MAR 1979	1.80/5'11"	88/194
	ZBLEWSKI Michal	M	Four-Man Crew	18 FEB 1980	1.88/6'2"	92/203
	ZURAWICZ Ireneusz	M	Four-Man Crew	24 JAN 1978	1.90/6'3"	105/231
	KUPCZYK Andrzej	M	Coach	26 OCT 1948		
	ZYLA Andrzej	M	Coach	24 NOV 1946		




ENTRY LIST BY NOC


NOC	Name	Gender	Function	Date of Birth	Height(m/ft in)	Weight(kg/lbs)
ROM - Romania						
	BARTHA Levente Andrei	M	Two-Man Crew	8 MAR 1977	1.85/6'1"	80/176
			Four-Man Crew			
	DOVALCIUC Ioan Danut	M	Four-Man Crew	20 JUN 1984	1.88/6'2"	90/198
	DUMINICEL Adrian	M	Two-Man Crew	30 SEP 1980	1.85/6'1"	96/212
			Four-Man Crew			
	ILIESCU Mihai	M	Two-Man Pilot	25 JUL 1978	1.83/6'0"	82/181
	ISTRATE Nicolae	M	Two-Man Pilot	24 OCT 1982	1.83/6'0"	85/187
			Four-Man Pilot			
	POPA Gabriel	M	Two-Man Crew	4 MAR 1977	1.78/5'10"	76/168
			Four-Man Crew			
	DUMINICEL Ion	M	Coach	15 AUG 1954		
	PACIOIANU Iulian	M	Coach	25 AUG 1970		


ENTRY LIST BY NOC

NOC	Name	Gender	Function	Date of Birth	Height(m/ft in)	Weight(kg/lbs)
RUS - Russian Fed.						
	EGOROV Filipp	M	Four-Man Crew	8 JUN 1978	1.83/6'0"	90/198
	GOLUBEV Sergei	M	Four-Man Crew	28 JAN 1978	1.83/6'0"	100/220
	MAKARTCHUK Piotr	M	Four-Man Crew	10 JUL 1972	1.85/6'1"	90/198
	ORESHNIKOV Roman	M	Two-Man Crew	6 FEB 1983	1.88/6'2"	97/214
	ORLOVA Nadejda	W	Women Crew	25 SEP 1979	1.65/5'5"	78/172
	POPOV Evgeny	M	Two-Man Pilot	25 APR 1976	1.80/5'11"	95/209
			Four-Man Pilot			
	SELIVERSTOV Alexej	M	Four-Man Crew	24 JUL 1976	1.83/6'0"	94/207
	STEPUSHKIN Dmitry	M	Crew	3 SEP 1975	1.85/6'1"	96/212
	TOKOVAIA Victoria	W	Women Pilot	1 JAN 1976	1.75/5'9"	73/161
	VOEVODA Alexey	M	Two-Man Crew	9 MAY 1980	1.85/6'1"	107/236
			Four-Man Crew			
	ZOUBKOV Alexandre	M	Two-Man Pilot	10 AUG 1974	1.88/6'2"	105/231
			Four-Man Pilot			
	FAIZOV Rustem	M	Coach	4 NOV 1950		
	GOSHADZE Shalva	M	Physiotherapist	1 JUL 1959		
	LEYCHENKO Valery	M	Team Leader	23 JAN 1960		
	RUZIN Boris	M	Coach	12 DEC 1958		
	SINGER Josef Marinus	M	Technical Personnel	22 MAR 1964		
	SINGER Thomas	M	Technical Personnel	24 JAN 1969		
	SUKHORUCHENKO Oleg	M	Coach	4 JUL 1965		
	TULYAKOV Vladimir	M	Coach	26 JUL 1947		



ENTRY LIST BY NOC

NOC	Name	Gender	Function	Date of Birth	Height(m/ft in)	Weight(kg/lbs)
SUI - Switzerland						
	AEBLI Christian	M	Four-Man Crew	1 JUL 1978	1.80/5'11"	95/209
	ANNEN Martin	M	Two-Man Pilot Four-Man Pilot	12 FEB 1974	1.80/5'11"	102/225
	BAMERT Maya	W	Women Pilot	7 DEC 1979	1.83/6'0"	81/179
	FEUSI Martina	W	Women Crew	17 JUN 1974	1.70/5'7"	65/143
	GEES Andi	M	Four-Man Crew	1 JUN 1975	1.83/6'0"	106/234
	GRAND Cedric	M	Two-Man Crew Four-Man Crew	14 JAN 1976	1.88/6'2"	100/220
	HAFNER Sabina	W	Women Pilot	10 MAY 1984	1.68/5'6"	63/139
	HANDSCHIN Roman	M	Four-Man Crew	2 AUG 1982	1.85/6'1"	96/212
	HEFTI Beat	M	Two-Man Crew Four-Man Crew	3 FEB 1978	1.83/6'0"	108/238
	HUBER Cora	W	Women Crew	8 APR 1981	1.75/5'9"	64/141
	LAMPARTER Thomas	M	Four-Man Crew	9 JUN 1978	1.83/6'0"	98/216
	RUEEGG Ivo	M	Two-Man Pilot Four-Man Pilot	15 APR 1971	1.83/6'0"	99/218
	STERKI Regula	W	Women Crew	8 JAN 1975	1.68/5'6"	69/152
	KIPURS Janis	M	Coach	3 JAN 1958		
	MAECHLER Daniel	M	Technical Personnel	23 JAN 1975		
	MOSER Urs	M	Technical Personnel	3 JAN 1963		
	RAMSEIDL Petr	M	Coach	20 AUG 1964		
	WASSER Markus	M	Coach	7 MAY 1968		




ENTRY LIST BY NOC

NOC	Name	Gender	Function	Date of Birth	Height(m/ft in)	Weight(kg/lbs)
SVK - Slovakia						
	BENDA Andrej	M	Four-Man Crew	25 SEP 1975	1.93/6'4"	97/214
	JAGNESAK Milan	M	Two-Man Pilot	29 AUG 1969	1.78/5'10"	99/218
			Four-Man Pilot			
	KRESTANKO Robert	M	Four-Man Crew	26 JUN 1972	1.83/6'0"	100/220
	RAJEK Viktor	M	Two-Man Crew	15 APR 1985	1.98/6'6"	100/220
			Four-Man Crew			
	SIMKANIN Martin	M	Administrative Personnel	11 FEB 1970		
	SKOLNIK Matus	M	Technical Personnel	9 NOV 1981		
	ZISKOVA Zdenka	W	Administrative Personnel	30 MAY 1974		


ENTRY LIST BY NOC

NOC	Name	Gender	Function	Date of Birth	Height(m/ft in)	Weight(kg/lbs)
USA - United States						
	FLEMING Valerie	W	Women Crew	18 DEC 1976	1.73/5'8"	77/170
	FLOWERS Vonetta	W	Women Crew	29 OCT 1973	1.70/5'7"	77/170
	HART Bethany	W	Women Crew	19 APR 1977	1.73/5'8"	74/163
	HAYS Todd	M	Two-Man Pilot	21 MAY 1969	1.90/6'3"	106/234
			Four-Man Pilot			
	HOLCOMB Steven	M	Two-Man Pilot	14 APR 1980	1.78/5'10"	99/218
			Four-Man Pilot			
	JOVANOVIC Pavle	M	Two-Man Crew	11 JAN 1977	1.83/6'0"	99/218
			Four-Man Crew			
	KREITZBURG Brock	M	Four-Man Crew	16 FEB 1976	1.83/6'0"	95/209
	MESLER Steve	M	Two-Man Crew	27 AUG 1978	1.88/6'2"	98/216
			Four-Man Crew			
	PRAHM Jean	W	Women Pilot	20 SEP 1978	1.63/5'4"	58/128
	ROHBOCK Shauna	W	Women Pilot	4 APR 1977	1.73/5'8"	73/161
	SCHUFFENHAUER Bill	M	Two-Man Crew	24 JUN 1973	1.83/6'0"	99/218
			Four-Man Crew			
	SMITH III Lorenzo	M	Four-Man Crew	27 FEB 1978	1.78/5'10"	92/203
	TOMASEVICZ Curt	M	Four-Man Crew	17 SEP 1980	1.85/6'1"	99/218
	ALLEN Tom	M	Team Leader	11 MAY 1967		
	BRIGLIA Frank	M	Coach	1 NOV 1944		
	DIONNE Mike	M	Coach	10 JUN 1970		
	GUERRERA Angelo	M	Technical Personnel	23 NOV 1957		
	KASTEN Lenny	M	Team Leader	1 FEB 1987		
	LATOUE Tuffield	M	Coach	24 JUN 1968		
	PLOZZA Joseph	M	Coach	30 OCT 1963		
	SENGER Randy	M	Administrative Personnel	28 AUG 1955		
	SHIMER Brian	M	Coach	20 APR 1962		
	TAVARES William	M	Coach	16 APR 1963		




MEDALLISTS BY EVENT / MÉDAILLÉS PAR ÉPREUVE

CESANA PARIOL As of SAT 25 FEB 2006 / En date du SAM 25 FEV 2006

AFTER 3 OF 3 EVENTS

Event Name	Date	Medal	Name	NOC Code
Two-Man	19 FEB 2006	GOLD	LANGE Andre KUSKE Kevin	GER
		SILVER	LUEDERS Pierre BROWN Lascelles	CAN
		BRONZE	ANNEN Martin HEFTI Beat	SUI
Women	21 FEB 2006	GOLD	KIRIASIS Sandra SCHNEIDERHEINZE Anja	GER
		SILVER	ROHBOCK Shauna FLEMING Valerie	USA
		BRONZE	WEISSENSTEINER Gerda ISACCO Jennifer	ITA
Four-Man	25 FEB 2006	GOLD	LANGE Andre HOPPE Rene KUSKE Kevin PUTZE Martin	GER
		SILVER	ZOUBKOV Alexandre EGOROV Filipp SELIVERSTOV Alexej VOEVODA Alexey	RUS
		BRONZE	ANNEN Martin LAMPARTER Thomas HEFTI Beat GRAND Cedric	SUI


MEDAL STANDINGS / CLASSEMENT PAR MÉDAILLES

CESANA PARIOL As of SAT 25 FEB 2006 / En date du SAM 25 FEV 2006

AFTER 3 OF 3 EVENTS

Rank	NOC	Men				Women				Total				Rank by Total
		G	S	B	Tot	G	S	B	Tot	G	S	B	Tot	
1	GER - Germany	2			2	1			1	3			3	1
2	CAN - Canada		1		1						1		1	=3
2	RUS - Russian Fed.		1		1						1		1	=3
2	USA - United States						1		1		1		1	=3
5	SUI - Switzerland			2	2							2	2	2
6	ITA - Italy							1	1			1	1	=3
	Total:	2	2	2	6	1	1	1	3	3	3	3	9	

LEGEND

= Equal sign indicates that two or more NOCs share the same rank by total

B Bronze

G Gold

S Silver

Tot Total


FIBT MEDAL STANDINGS / CLASSEMENT FIBT PAR MÉDAILLES

CESANA PARIOL As of SAT 25 FEB 2006 / En date du SAM 25 FEV 2006

AFTER 5 OF 5 EVENTS

Rank	NOC	Bobsleigh				Skeleton				Total				Rank by Total
		G	S	B	Tot	G	S	B	Tot	G	S	B	Tot	
1	GER - Germany	3			3					3			3	3
2	CAN - Canada		1		1	1	1	1	3	1	2	1	4	=1
3	SUI - Switzerland			2	2	1		1	2	1		3	4	=1
4	RUS - Russian Fed.		1		1						1		1	=4
4	USA - United States		1		1						1		1	=4
4	GBR - Great Britain						1		1		1		1	=4
7	ITA - Italy			1	1							1	1	=4
	Total:	3	3	3	9	2	2	2	6	5	5	5	15	

LEGEND


= Equal sign indicates that two or more NOCs share the same rank by total

B Bronze

G Gold

S Silver

Tot Total



TEAM CAPTAINS MEETING MINUTES

CESANA PARIOL 14 FEB 2006 13.00 pm 13.30 pm

Ivo Ferriani welcomes all representatives of the participating nations, a special welcome goes to the representatives of the FIBT, the FIBT president Robert Storey, the Vice President Corrado dal Fabbro, den Gerenalsekretaer Ermanno Gardella. He informs that the track showed best ice quality during the past luge competitions.

Georg Werth welcomes the FIBT representatives, the jury with their chairman Manfred Schulte, the members Jos Mattli and Tony Carlino, as representative of the material commission he welcomes Bob Cuneo.

He welcomes the representatives of 19 federation which will take part with 29 2-men sleds.

The TCs received the following information:

- **Licenses**

The international FIBT licenses have to be given to the Race Director right after this Team Captains Meeting. The latest will be tonight, Tuesday 14th, at 7:00 p.m. .

- **Transport of sleds:**


- will be done only by the official transport from the container to the start
- after training the bobs will be brought back to the containers
- start of the transport 2 h before training starts:
Wednesday 15th of Feb from 5:30 p.m.
Thursday, 16th of Feb from 7:30 a.m.
Friday, 17th of Feb from 7:30 a.m.

- **Shuttle Service for athletes and coaches**

- There will be an internal shuttle service for all athletes and coaches within the venue
- All team cars can use only the direct street to the container (compound) and have to park there. It's not possible to go to the start without driving permission.
- Please drive slowly and carefully along the track in order to avoid unnecessary accidents or dust.

- **Track Walk**

- The track walk schedule has been attached
- It is strictly forbidden to track walk at any other time
- Also during training track walk is strictly forbidden
- In case of snow, track walk is not allowed.
- Please enter the track only with clean shoes. It's in the interest of us all to keep the ice clean. The entrance of the track is only allowed from the bob start or from the finish dock. On Wednesday, 15th of February, the track walk is only allowed from the bobstart, after the end of the luge doubles competition. The track clearance will be announced through the speaker.
- Attention: the track is videocamera secured!



- **General Information**

- 2 min break between training heats
- before each training heat there will be 2/3 spurbobs
- The runnergards have to be loaded on to the truck right after arriving at the start
- Please take the bob out of the track right after you have reached the finish.
- The weighing at the finish will be opened and will be available every day for the teams to control their weight
- Please load and unload the sleds fast.

- **Warm Up Area**


- On the street underneath the start area (see signs): the surface will be rubber
- There is a small weight lifting room at the dressing room area; it can be used by the athletes only during training. You are requested to put back the weights after using. To use the weight lifting room is under your own risk.
- The sunshields will be opened according to weather conditions and sun. The track chief, icemeister and race director can decide in a short distance if any changes are necessary. The track will be open for the evening training.
- Enclosed you will find a map of the track as well as the split times and distances.
- On the start the bobs have to be parked according to start list.
- After an accident every athlete has to see the race doctor for a control.
- During the training on Friday, 17th the judges might do a test for the race. We ask for your cooperation.
- The start lists, results and additional information can be picked up at the race offices.
- Please take notice of rule 53 of the IOC regarding Manufacturer Trademark and Branding.

Questions:

- **CAN:** the shuttle bus from the Olympic Village to the track starts at 7:00 a.m. in the morning; this seems to be too late for the morning training session. Is it possible to change it to 6:30 a.m.? And if so please make sure that there is enough capacity.
→ the transport department will be contacted
- **USA:** there is one track walk of 30 min. Is it possible to step into the track during this training session in between start and finish?
→ this is for sure not possible as we want to guarantee the best possible ice quality and therefore need a clean track
- **FRA:** when is the runner control?
→ the runner control will be as indicated in the enclosed schedule. Please note that only runners with the FIBT Olympic timbre will be allowed to the race. You can only present those runners to the material commission which already have the guilty FIBT bar code of season 2005/2006.

Jury President Manfred Schulte:

On behalf of the Jury he welcomes everybody. He points the attention to rule 53 of the IOC which explains the trademark rules and thinks that everybody is well informed. From tomorrow the advertising will be controlled. In case of misunderstanding you can contact the jury at any time.



Any disregard of the track walk time will be fined with 200,-- €.

FIBT President Robert Storey:

Thanks Ivo Ferriani and his team for the great job they have done so far. He wishes nice training days and a good competition.

Questions:

CAN:

- The runner check will be for both 2-men and 4-men?
→ This runner check will only be for 2-men.

MON:

- Is there a food point at the track?
→ Yes there are snack points for athletes and coaches at the start and finish.


Race Director Georg Werth:

During the training of Skeleton and the competition of bobsleigh it is forbidden to stand on the sidewalk of the track. The same for bobsleigh training.

CEP 15th of February 2006

end of meeting: 1:35 p.m.

Race Director
Georg Werth


RESULTS / RÉSULTATS


CESANA PARIOL WED 15 FEB 2006 / MER 15 FEV 2006 START TIME / DEBUT 20:30

Start Order	Bib No	Team	Pilot Name	Start Time	Rk	Int 1	Rk	Int 2	Rk	Int 3	Rk	Int 4	Rk	Finish Time	Rk	Time Behind	Speed (km/h)	Speed (mph)
25	25	SUI-2	RUEEGG Ivo	4.94	=5	17.71	4	27.35	6	38.68	5	48.78	5	56.64	5	+0.37	128.7	80.0
				4.95	=5	17.77	=7	27.44	8	38.78	7	48.92	8	56.84	7	+0.38	128.4	79.8
26	26	HUN-1	GYULAI Marton	5.24	28	18.30	28	28.19	28	39.92	29	50.40	29	58.65	29	+2.38	124.3	77.2
				5.14	24	18.16	26	28.07	=27	39.74	28	50.21	28	58.50	28	+2.04	124.5	77.3
27	27	USA-1	HAYS Todd	4.91	1	17.63	1	27.21	1	38.44	=2	48.61	3	56.58	4	+0.31	128.1	79.6
				4.95	=5	17.70	=2	27.39	=5	38.71	6	48.89	7	56.89	8	+0.43	128.0	79.5
28	28	USA-2	HOLCOMB Steven	4.97	9	17.80	=10	27.44	11	38.79	=12	48.92	9	56.87	9	+0.60	128.6	79.9
				5.01	=10	17.85	11	27.74	18	39.28	21	49.62	21	57.65	20	+1.19	126.4	78.5
29	29	NZL-1	HENDERSON Alan	5.09	=19	18.09	22	27.91	22	39.44	22	49.72	22	57.77	21	+1.50	126.9	78.8
				5.12	=22	18.11	22	28.07	=27	39.68	27	50.22	29	58.61	29	+2.15	123.5	76.7

LEGEND

= Equal sign indicates that two or more teams share the same rank

Int Intermediate time No Number Rk Rank


PERFORMANCE ANALYSIS / ANALYSE DES PERFORMANCES

CESANA PARIOL WED 15 FEB 2006 / MER 15 FEV 2006 START TIME / DEBUT 20:30


Start Order	Bib No	Team	Pilot Name	Start Time	Rk	S-1 Rk	1-2 Rk	2-3 Rk	3-4 Rk	4-F Rk	Finish Time	Rk	Time Behind	Speed (km/h)	(mph)					
1	1	GER-1	LANGE Andre	4.94	=5	12.78	=5	9.54	1	11.17	1	10.03	1	7.81	1	56.27	1	0.00	129.8	80.6
				4.98	=7	12.79	6	9.62	=3	11.27	=4	10.09	=3	7.90	1	56.65	=3	+0.19	129.0	80.1
2	2	GER-2	HOEPFNER Matthias	5.07	18	12.87	14	9.61	7	11.21	2	10.04	2	7.85	2	56.65	6	+0.38	129.5	80.4
				5.10	21	12.88	=14	9.64	=6	11.21	2	10.04	=1	7.93	4	56.80	6	+0.34	129.6	80.5
3	3	FRA-1	MINGEON Bruno	5.10	21	12.96	20	9.71	18	11.43	=17	10.24	=15	8.08	=18	57.52	18	+1.25	127.2	79.0
				5.09	=19	12.90	=16	9.71	=13	11.38	=13	10.20	12	8.06	18	57.34	=13	+0.88	127.3	79.1
4	4	MON-1	SERVELLE Patrice	5.12	22	12.92	17	9.63	=9	11.29	9	10.21	=13	7.93	6	57.10	15	+0.83	127.4	79.1
				5.17	=26	12.95	20	9.73	16	11.38	=13	10.22	14	7.99	10	57.44	17	+0.98	127.2	79.0
5	5	AUT-1	STAMPFER Wolfgang	5.05	=16	12.99	=21	9.74	19	11.51	=20	10.30	19	8.03	16	57.62	19	+1.35	126.4	78.5
				5.03	=13	12.97	=21	9.72	15	11.46	18	10.23	15	8.02	=13	57.43	16	+0.97	127.6	79.2
6	6	AUT-2	LOACKER Juergen	5.01	14	12.95	19	9.79	22	11.53	=22	10.36	21	8.16	=25	57.80	22	+1.53	126.3	78.4
				5.02	12	12.90	=16	9.74	=17	11.52	21	10.39	=25	8.23	27	57.80	21	+1.34	125.5	77.9
7	7	CZE-1	DANILEVIC Ivo	5.04	15	12.89	=15	9.65	=15	11.39	=15	10.21	=13	7.96	=11	57.14	16	+0.87	128.0	79.5
				5.06	=16	12.91	19	9.82	=21	11.61	=26	10.37	=22	8.13	20	57.90	22	+1.44	126.1	78.4
8	8	CZE-2	VESELY Milos	5.16	=23	13.06	=26	9.82	=23	11.57	25	10.45	26	8.16	=25	58.22	26	+1.95	124.9	77.6
				5.15	25	13.05	28	9.83	23	11.54	=22	10.37	=22	8.18	=23	58.12	25	+1.66	125.5	77.9
9	9	CAN-1	LUEDERS Pierre	4.95	7	12.85	13	9.63	=9	11.26	=7	10.14	8	7.91	5	56.74	8	+0.47	128.0	79.5
				4.94	=2	12.82	=8	9.60	=1	11.27	=4	10.10	5	7.92	=2	56.65	=3	+0.19	128.8	80.0
10	10	CAN-2	DESPRES Serge	4.99	=10	12.78	=5	9.59	4	11.43	=17	10.28	=17	7.99	=14	57.06	14	+0.79	127.1	78.9
				5.00	9	12.82	=8	9.74	=17	11.47	19	10.26	=16	8.05	17	57.34	=13	+0.88	127.2	79.0
11	11	LAT-1	MININS Janis	4.93	=3	12.81	9	9.64	=12	11.38	14	10.19	=11	7.96	=11	56.91	10	+0.64	127.8	79.4
				4.93	1	12.77	4	9.62	=3	11.29	6	10.17	8	7.98	9	56.76	5	+0.30	128.1	79.6
12	12	LAT-2	GUTS Gatis	5.00	=12	12.82	=10	9.68	17	11.39	=15	10.40	25	8.08	=18	57.37	17	+1.10	125.4	77.9
				5.03	=13	12.90	=16	9.84	24	11.44	16	10.26	=16	8.00	=11	57.47	18	+1.01	127.1	78.9
13	13	SVK-1	JAGNESAK Milan	5.27	29	13.12	29	9.90	29	11.48	19	10.46	27	8.13	23	58.36	27	+2.09	125.2	77.8
				5.20	28	12.99	=24	9.74	=17	11.32	=7	10.14	=6	7.96	=7	57.35	15	+0.89	128.1	79.6
14	14	ROM-1	ISTRATE Nicolae	5.20	27	13.04	25	9.83	=25	11.71	28	10.54	29	8.29	29	58.61	28	+2.34	124.0	77.0
				5.07	18	12.88	=14	9.71	=13	11.45	17	10.33	19	8.18	=23	57.62	19	+1.16	126.3	78.4
15	15	ROM-2	ILIESCU Mihai	5.16	=23	12.99	=21	9.83	=25	11.64	27	10.37	=22	8.09	=20	58.08	23	+1.81	126.0	78.3
				5.09	=19	12.98	23	9.82	=21	11.51	20	10.39	=25	8.21	26	58.00	23	+1.54	125.7	78.1
16	16	ITA-1	TOSINI Fabrizio	4.99	=10	12.79	8	9.60	=5	11.37	=12	10.19	=11	7.99	=14	56.93	12	+0.66	127.8	79.4
				5.01	=10	12.81	7	9.65	=8	11.36	12	10.19	=10	8.02	=13	57.04	10	+0.58	127.6	79.3
17	17	ITA-2	BERTAZZO Simone	5.00	=12	12.82	=10	9.65	=15	11.26	=7	10.09	=3	7.87	4	56.69	7	+0.42	128.9	80.1
				5.03	=13	12.84	=11	9.67	=10	11.33	10	10.19	=10	7.96	=7	57.02	9	+0.56	127.6	79.3
18	18	AUS-1	ROLLESTON Jeremy	5.18	26	13.07	28	9.77	21	11.54	24	10.39	24	8.15	24	58.10	24	+1.83	125.4	77.9
				5.17	=26	12.97	=21	9.77	20	11.57	=24	10.39	=25	8.16	22	58.03	24	+1.57	125.2	77.8
19	19	RUS-1	ZOUBKOV Alexandre	4.93	=3	12.73	3	9.56	2	11.22	3	10.09	=3	7.95	=7	56.48	2	+0.21	128.8	80.0
				4.94	=2	12.75	=1	9.60	=1	11.19	1	10.04	=1	7.94	=5	56.46	1	0.00	129.4	80.4
20	20	RUS-2	POPOV Evgeny	5.05	=16	12.89	=15	9.63	=9	11.25	=5	10.15	9	7.95	=7	56.92	11	+0.65	128.3	79.7
				5.06	=16	12.85	13	9.65	=8	11.32	=7	10.21	13	8.02	=13	57.11	11	+0.65	127.2	79.0
21	21	NED-1	GLAS Arend	4.96	8	12.78	=5	9.60	=5	11.37	=12	10.24	=15	8.09	=20	57.04	13	+0.77	127.6	79.2
				4.98	=7	12.78	5	9.64	=6	11.40	15	10.30	18	8.11	19	57.21	12	+0.75	126.3	78.5
22	22	JPN-1	KIYOKAWA Suguru	5.17	25	13.01	24	9.84	27	11.59	26	10.37	=22	8.19	27	58.17	25	+1.90	126.1	78.3
				5.21	29	13.06	29	9.88	26	11.62	28	10.35	21	8.14	21	58.26	27	+1.80	126.0	78.2
23	23	GBR-1	JOHNSTON Lee	5.09	=19	12.93	18	9.75	20	11.51	=20	10.33	20	8.09	=20	57.70	20	+1.43	126.4	78.5
				5.12	=22	13.00	26	9.86	25	11.57	=24	10.38	24	8.20	25	58.13	26	+1.67	125.7	78.1
24	24	SUI-1	ANNEN Martin	4.92	2	12.72	=1	9.62	8	11.25	=5	10.11	6	7.95	=7	56.57	3	+0.30	128.4	79.8
				4.94	=2	12.76	3	9.63	5	11.26	3	10.09	=3	7.94	=5	56.62	2	+0.16	128.7	79.9



BOBSLEIGH
BOBSLEIGH

TWO-MAN
DEUX-HOMMES

OFFICIAL TRAINING HEATS 1 & 2
ENTRAÎNEMENT OFFICIEL MANCHES 1 & 2



PERFORMANCE ANALYSIS / ANALYSE DES PERFORMANCES


CESANA PARIOL WED 15 FEB 2006 / MER 15 FEV 2006 START TIME / DEBUT 20:30

Start Order No	Bib No	Team	Pilot Name	Start Time	Rk	S-1 Rk	1-2 Rk	2-3 Rk	3-4 Rk	4-F Rk	Finish Time	Rk	Time Behind	Speed (km/h)	Speed (mph)					
25	25	SUI-2	RUEEGG Ivo	4.94	=5	12.77	4	9.64	=12	11.33	10	10.10	5	7.86	3	56.64	5	+0.37	128.7	80.0
				4.95	=5	12.82	=8	9.67	=10	11.34	11	10.14	=6	7.92	=2	56.84	7	+0.38	128.4	79.8
26	26	HUN-1	GYULAI Marton	5.24	28	13.06	=26	9.89	28	11.73	29	10.48	28	8.25	28	58.65	29	+2.38	124.3	77.2
				5.14	24	13.02	27	9.91	28	11.67	29	10.47	28	8.29	28	58.50	28	+2.04	124.5	77.3
27	27	USA-1	HAYS Todd	4.91	1	12.72	=1	9.58	3	11.23	4	10.17	10	7.97	13	56.58	4	+0.31	128.1	79.6
				4.95	=5	12.75	=1	9.69	12	11.32	=7	10.18	9	8.00	=11	56.89	8	+0.43	128.0	79.5
28	28	USA-2	HOLCOMB Steven	4.97	9	12.83	12	9.64	=12	11.35	11	10.13	7	7.95	=7	56.87	9	+0.60	128.6	79.9
				5.01	=10	12.84	=11	9.89	27	11.54	=22	10.34	20	8.03	16	57.65	20	+1.19	126.4	78.5
29	29	NZL-1	HENDERSON Alan	5.09	=19	13.00	23	9.82	=23	11.53	=22	10.28	=17	8.05	17	57.77	21	+1.50	126.9	78.8
				5.12	=22	12.99	=24	9.96	29	11.61	=26	10.54	29	8.39	29	58.61	29	+2.15	123.5	76.7

LEGEND


= Equal sign indicates that two or more teams share the same rank
 1-2 Segment: 1st to 2nd intermediate point 2-3 Segment: 2nd to 3rd intermediate point 3-4 Segment: 3rd to 4th intermediate point 4-F Segment: 4th intermediate point to finish
 No Number Rk Rank S-1 Segment: Start to 1st intermediate point




RESULTS / RÉSULTATS

CESANA PARIOL THU 16 FEB 2006 / JEU 16 FEV 2006 START TIME / DEBUT 10:30

Start Order No	Bib Team	Pilot Name	Start Time	Rk	Int 1 Rk	Int 2 Rk	Int 3 Rk	Int 4 Rk	Finish Time	Rk	Time Behind	Speed (km/h)	Speed (mph)
1	29 NZL-1	HENDERSON Alan	5.16	26	18.30 =26	28.22 =25	39.79 24	50.16 24	58.36 24	24	+1.44	126.2	78.4
			5.22	27	18.47 27	28.50 27	40.26 26	50.73 25	58.99 25	25	+1.70	125.0	77.7
2	27 USA-1	HAYS Todd	4.97	=3	17.93 =6	27.73 =8	39.16 9	49.34 8	57.31 9	9	+0.39	128.1	79.6
			4.97	=6	17.89 =5	27.71 7	39.23 =4	49.57 6	57.64 =4	4	+0.35	126.1	78.4
3	28 USA-2	HOLCOMB Steven	5.05	=16	18.06 =13	27.84 14	39.21 10	49.36 9	57.24 8	8	+0.32	128.6	79.9
			5.03	=11	18.00 10	27.79 10	39.31 7	49.67 7	57.91 =9	9	+0.62	126.2	78.4
4	26 HUN-1	GYULAI Marton	5.14	24	18.30 =26	28.24 27	39.96 27	50.42 27	58.58 26	26	+1.66	125.0	77.7
			5.13	24	18.20 =23	28.44 26	40.61 29	51.45 28	59.89 28	28	+2.60	121.4	75.4
5	24 SUI-1	ANNEN Martin	4.97	=3	17.88 4	27.63 3	38.96 3	49.06 =1	56.92 1	1	0.00	129.1	80.2
			4.97	=6	17.86 4	27.61 2	39.04 1	49.27 1	57.29 1	1	0.00	127.5	79.2
6	25 SUI-2	RUEEGG Ivo	4.99	=7	17.93 =6	27.67 5	39.03 4	49.15 4	56.97 2	2	+0.05	129.0	80.1
			4.95	=3	17.89 =5	27.68 =3	39.20 3	49.44 2	57.43 2	2	+0.14	127.6	79.2
7	23 GBR-1	JOHNSTON Lee	5.00	9	17.92 5	27.76 10	39.29 12	49.55 12	57.52 12	12	+0.60	127.3	79.1
			4.97	=6	17.83 =2	27.70 6	39.34 =8	49.75 10	57.91 =9	9	+0.62	125.5	77.9
8	22 JPN-1	KIYOKAWA Suguru	5.20	29	18.44 29	28.53 29	40.30 29	50.80 29	58.95 29	29	+2.03	125.2	77.8
			5.32	29	18.56 28	28.62 28	40.56 28	51.18 27	59.47 26	26	+2.18	123.5	76.7
9	21 NED-1	GLAS Arend	4.99	=7	17.94 10	27.77 11	39.34 =13	49.59 13	57.58 14	14	+0.66	127.7	79.4
			5.02	10	18.01 =11	27.87 =13	39.55 16	50.01 17	58.22 17	17	+0.93	124.6	77.4
10	19 RUS-1	ZOUBKOV Alexandre	4.89	1	17.74 1	27.44 1	38.80 1	49.06 =1	57.05 4	4	+0.13	126.7	78.7
			4.93	2	17.76 1	27.56 1	39.11 2	49.51 3	57.70 6	6	+0.41	125.1	77.7
11	20 RUS-2	POPOV Evgeny	5.01	=10	18.06 =13	27.98 17	39.62 =19	49.98 22	58.03 21	21	+1.11	126.3	78.5
			5.07	=14	18.11 =19	28.03 21	39.70 =18	50.10 18	58.26 18	18	+0.97	125.6	78.0
12	18 AUS-1	ROLLESTON Jeremy	5.10	20	18.15 20	28.02 =19	39.62 =19	49.97 21	58.07 22	22	+1.15	125.7	78.1
			5.10	=21	18.14 21	28.02 20	39.73 21	50.14 19	58.34 19	19	+1.05	125.2	77.8
13	16 ITA-1	TOSINI Fabrizio	5.01	=10	17.93 =6	27.68 6	39.10 =6	49.26 7	57.15 6	6	+0.23	128.4	79.7
			5.01	9	17.93 8	27.69 5	39.23 =4	49.56 5	57.64 =4	4	+0.35	126.3	78.4
14	17 ITA-2	BERTAZZO Simone	5.03	=13	17.99 12	27.73 =8	39.05 5	49.17 5	57.08 5	5	+0.16	128.5	79.8
			5.04	13	18.01 =11	27.87 =13	39.46 =13	49.83 13	57.92 12	12	+0.63	126.0	78.3
15	14 ROM-1	ISTRATE Nicolae	5.15	25	18.28 25	28.18 24	39.88 26	50.40 26	58.62 27	27	+1.70	124.7	77.5
			5.10	=21	18.11 =19	27.98 17	39.70 =18	50.25 21	58.60 22	22	+1.31	124.1	77.1
16	15 ROM-2	ILIESCU Mihai	5.13	=21	18.25 =22	28.34 28	40.10 28	50.63 28	58.78 28	28	+1.86	124.4	77.3
			5.11	23	18.22 25	28.25 25	39.97 25	50.46 24	58.68 23	23	+1.39	124.2	77.1
17	13 SVK-1	JAGNESAK Milan	5.18	28	18.25 =22	28.03 21	39.51 16	49.89 =17	57.97 =19	19	+1.05	125.9	78.2
			5.20	26	18.25 26	28.07 23	39.72 20	52.48 29	1:05.23 29	29	+7.94	97.6	60.6
18	11 LAT-1	MININS Janis	4.97	=3	17.93 =6	27.83 =12	39.52 17	49.89 =17	57.94 18	18	+1.02	126.2	78.4
			4.95	=3	17.91 7	27.73 8	39.45 12	49.92 16	58.13 16	16	+0.84	124.9	77.6
19	12 LAT-2	GUTS Gatis	5.01	=10	18.07 16	28.02 =19	39.62 =19	49.96 20	57.97 =19	19	+1.05	126.6	78.7
			5.03	=11	18.07 =15	28.01 19	39.75 22	50.21 20	58.39 20	20	+1.10	125.2	77.8
20	9 CAN-1	LUEDERS Pierre	4.90	2	17.83 2	27.55 2	38.92 2	49.09 3	56.99 3	3	+0.07	128.1	79.6
			4.95	=3	17.95 9	27.77 9	39.34 =8	49.68 8	57.85 7	7	+0.56	126.5	78.6
21	10 CAN-2	DESPRES Serge	4.97	=3	17.87 3	27.66 4	39.14 8	49.43 11	57.44 11	11	+0.52	126.9	78.8
			4.92	1	17.83 =2	27.68 =3	39.34 =8	49.82 12	58.03 15	15	+0.74	124.8	77.5
22	7 CZE-1	DANILEVIC Ivo	5.05	=16	18.10 18	27.99 18	39.55 18	49.86 16	57.84 16	16	+0.92	126.9	78.8
			5.07	=14	18.08 17	28.05 22	39.80 23	50.39 23	58.69 24	24	+1.40	123.4	76.7
23	8 CZE-2	VESELY Milos	5.17	27	18.33 28	28.22 =25	39.85 25	50.28 25	58.41 25	25	+1.49	125.4	77.9
			5.24	28	18.60 29	28.64 29	40.46 27	51.13 26	59.51 27	27	+2.22	122.9	76.3
24	5 AUT-1	STAMPFER Wolfgang	5.08	19	18.12 19	27.94 16	39.44 15	49.63 15	57.56 13	13	+0.64	128.1	79.6
			5.08	19	18.10 18	27.99 18	39.58 17	49.89 15	57.96 13	13	+0.67	126.7	78.7


RESULTS / RÉSULTATS


CESANA PARIOL THU 16 FEB 2006 / JEU 16 FEV 2006 START TIME / DEBUT 10:30

Start Order	Bib. No	Team	Pilot Name	Start Time	Rk	Int 1	Rk	Int 2	Rk	Int 3	Rk	Int 4	Rk	Finish Time	Rk	Time Behind	Speed (km/h)	Speed (mph)
25	6	AUT-2	LOACKER Juergen	5.13	=21	18.17	21	28.06	22	39.70	23	50.06	23	58.12	23	+1.20	126.3	78.5
				5.09	20	18.20	=23	28.12	24	39.83	24	50.31	22	58.58	21	+1.29	124.7	77.5
26	4	MON-1	SERVELLE Patrice	5.13	=21	18.25	=22	28.13	23	39.68	22	49.95	19	57.91	17	+0.99	127.3	79.1
				5.15	25	18.15	22	27.95	16	39.46	=13	49.79	11	57.89	8	+0.60	126.1	78.4
27	3	FRA-1	MINGEON Bruno	5.07	18	18.08	17	27.87	15	39.34	=13	49.61	14	57.70	15	+0.78	126.9	78.8
				5.07	=14	18.03	13	27.83	12	39.40	11	49.74	9	57.91	=9	+0.62	126.2	78.4
28	1	GER-1	LANGE Andre	5.03	=13	17.97	11	27.71	7	39.10	=6	49.25	6	57.16	7	+0.24	128.5	79.8
				5.07	=14	18.05	14	27.82	11	39.28	6	49.54	4	57.60	3	+0.31	127.1	78.9
29	2	GER-2	HOEPFNER Matthias	5.04	15	18.06	=13	27.83	=12	39.22	11	49.40	10	57.36	10	+0.44	128.0	79.5
				5.07	=14	18.07	=15	27.91	15	39.50	15	49.85	14	58.01	14	+0.72	126.1	78.3

LEGEND


= Equal sign indicates that two or more teams share the same rank

Int Intermediate time No Number Rk Rank


PERFORMANCE ANALYSIS / ANALYSE DES PERFORMANCES

CESANA PARIOL THU 16 FEB 2006 / JEU 16 FEV 2006 START TIME / DEBUT 10:30

Start Order No	Bib Team	Pilot Name	Start Time	Rk	S-1 Rk	1-2 Rk	2-3 Rk	3-4 Rk	4-F Rk	Finish Time	Rk	Time Behind	Speed (km/h)	Speed (mph)					
1	29 NZL-1	HENDERSON Alan	5.16	26	13.14	26	9.92 =24	11.57 =18	10.37 =22	8.20	28	58.36	24	+1.44	126.2	78.4			
			5.22	27	13.25	28	10.03 =25	11.76	26	10.47 =19	8.26	22	58.99	25	+1.70	125.0	77.7		
2	27 USA-1	HAYS Todd	4.97	=3	12.96	=10	9.80	13	11.43	10	10.18	=8	7.97	=11	57.31	9	+0.39	128.1	79.6
			4.97	=6	12.92	=5	9.82	=9	11.52	=4	10.34	=7	8.07	=4	57.64	=4	+0.35	126.1	78.4
3	28 USA-2	HOLCOMB Steven	5.05	=16	13.01	=13	9.78	=9	11.37	=5	10.15	=4	7.88	3	57.24	8	+0.32	128.6	79.9
			5.03	=11	12.97	=10	9.79	=4	11.52	=4	10.36	11	8.24	21	57.91	=9	+0.62	126.2	78.4
4	26 HUN-1	GYULAI Marton	5.14	24	13.16	=27	9.94	26	11.72	27	10.46	26	8.16	27	58.58	26	+1.66	125.0	77.7
			5.13	24	13.07	24	10.24	29	12.17	29	10.84	28	8.44	28	59.89	28	+2.60	121.4	75.4
5	24 SUI-1	ANNEN Martin	4.97	=3	12.91	3	9.75	=6	11.33	2	10.10	1	7.86	2	56.92	1	0.00	129.1	80.2
			4.97	=6	12.89	3	9.75	1	11.43	1	10.23	1	8.02	2	57.29	1	0.00	127.5	79.2
6	25 SUI-2	RUEEGG Ivo	4.99	=7	12.94	=7	9.74	=3	11.36	=3	10.12	=2	7.82	1	56.97	2	+0.05	129.0	80.1
			4.95	=3	12.94	7	9.79	=4	11.52	=4	10.24	2	7.99	1	57.43	2	+0.14	127.6	79.2
7	23 GBR-1	JOHNSTON Lee	5.00	9	12.92	=4	9.84	16	11.53	15	10.26	=12	7.97	=11	57.52	12	+0.60	127.3	79.1
			4.97	=6	12.86	2	9.87	=17	11.64	14	10.41	=15	8.16	=9	57.91	=9	+0.62	125.5	77.9
8	22 JPN-1	KIYOKAWA Suguru	5.20	29	13.24	29	10.09	=28	11.77	29	10.50	27	8.15	=25	58.95	29	+2.03	125.2	77.8
			5.32	29	13.24	27	10.06	28	11.94	28	10.62	26	8.29	24	59.47	26	+2.18	123.5	76.7
9	21 NED-1	GLAS Arend	4.99	=7	12.95	9	9.83	15	11.57	=18	10.25	11	7.99	=14	57.58	14	+0.66	127.7	79.4
			5.02	10	12.99	13	9.86	=15	11.68	18	10.46	=17	8.21	=17	58.22	17	+0.93	124.6	77.4
10	19 RUS-1	ZOUBKOV Alexandre	4.89	1	12.85	1	9.70	1	11.36	=3	10.26	=12	7.99	=14	57.05	4	+0.13	126.7	78.7
			4.93	2	12.83	1	9.80	=6	11.55	8	10.40	=13	8.19	15	57.70	6	+0.41	125.1	77.7
11	20 RUS-2	POPOV Evgeny	5.01	=10	13.05	=18	9.92	=24	11.64	=23	10.36	=20	8.05	=18	58.03	21	+1.11	126.3	78.5
			5.07	=14	13.04	=20	9.92	=21	11.67	17	10.40	=13	8.16	=9	58.26	18	+0.97	125.6	78.0
12	18 AUS-1	ROLLESTON Jeremy	5.10	20	13.05	=18	9.87	17	11.60	=20	10.35	19	8.10	23	58.07	22	+1.15	125.7	78.1
			5.10	=21	13.04	=20	9.88	19	11.71	=19	10.41	=15	8.20	16	58.34	19	+1.05	125.2	77.8
13	16 ITA-1	TOSINI Fabrizio	5.01	=10	12.92	=4	9.75	=6	11.42	9	10.16	6	7.89	4	57.15	6	+0.23	128.4	79.7
			5.01	9	12.92	=5	9.76	2	11.54	7	10.33	=5	8.08	6	57.64	=4	+0.35	126.3	78.4
14	17 ITA-2	BERTAZZO Simone	5.03	=13	12.96	=10	9.74	=3	11.32	1	10.12	=2	7.91	=6	57.08	5	+0.16	128.5	79.8
			5.04	13	12.97	=10	9.86	=15	11.59	=11	10.37	12	8.09	7	57.92	12	+0.63	126.0	78.3
15	14 ROM-1	ISTRATE Nicolae	5.15	25	13.13	25	9.90	=22	11.70	26	10.52	28	8.22	29	58.62	27	+1.70	124.7	77.5
			5.10	=21	13.01	=17	9.87	=17	11.72	=21	10.55	24	8.35	26	58.60	22	+1.31	124.1	77.1
16	15 ROM-2	ILIESCU Mihai	5.13	=21	13.12	=23	10.09	=28	11.76	28	10.53	29	8.15	=25	58.78	28	+1.86	124.4	77.3
			5.11	23	13.11	=25	10.03	=25	11.72	=21	10.49	23	8.22	20	58.68	23	+1.39	124.2	77.1
17	13 SVK-1	JAGNESAK Milan	5.18	28	13.07	22	9.78	=9	11.48	=12	10.38	24	8.08	21	57.97	=19	+1.05	125.9	78.2
			5.20	26	13.05	23	9.82	=9	11.65	15	12.76	29	12.75	29	1:05.23	29	+7.94	97.6	60.6
18	11 LAT-1	MININS Janis	4.97	=3	12.96	=10	9.90	=22	11.69	25	10.37	=22	8.05	=18	57.94	18	+1.02	126.2	78.4
			4.95	=3	12.96	=8	9.82	=9	11.72	=21	10.47	=19	8.21	=17	58.13	16	+0.84	124.9	77.6
19	12 LAT-2	GUTS Gatis	5.01	=10	13.06	21	9.95	27	11.60	=20	10.34	18	8.01	=16	57.97	=19	+1.05	126.6	78.7
			5.03	=11	13.04	=20	9.94	23	11.74	24	10.46	=17	8.18	14	58.39	20	+1.10	125.2	77.8
20	9 CAN-1	LUEDERS Pierre	4.90	2	12.93	6	9.72	2	11.37	=5	10.17	7	7.90	5	56.99	3	+0.07	128.1	79.6
			4.95	=3	13.00	=14	9.82	=9	11.57	=9	10.34	=7	8.17	=12	57.85	7	+0.56	126.5	78.6
21	10 CAN-2	DESPRES Serge	4.97	=3	12.90	2	9.79	=11	11.48	=12	10.29	16	8.01	=16	57.44	11	+0.52	126.9	78.8
			4.92	1	12.91	4	9.85	14	11.66	16	10.48	=21	8.21	=17	58.03	15	+0.74	124.8	77.5
22	7 CZE-1	DANILEVIC Ivo	5.05	=16	13.05	=18	9.89	=19	11.56	17	10.31	17	7.98	13	57.84	16	+0.92	126.9	78.8
			5.07	=14	13.01	=17	9.97	24	11.75	25	10.59	25	8.30	25	58.69	24	+1.40	123.4	76.7
23	8 CZE-2	VESELY Milos	5.17	27	13.16	=27	9.89	=19	11.63	22	10.43	25	8.13	24	58.41	25	+1.49	125.4	77.9
			5.24	28	13.36	29	10.04	27	11.82	27	10.67	27	8.38	27	59.51	27	+2.22	122.9	76.3
24	5 AUT-1	STAMPFER Wolfgang	5.08	19	13.04	=16	9.82	14	11.50	14	10.19	10	7.93	8	57.56	13	+0.64	128.1	79.6
			5.08	19	13.02	19	9.89	20	11.59	=11	10.31	4	8.07	=4	57.96	13	+0.67	126.7	78.7


PERFORMANCE ANALYSIS / ANALYSE DES PERFORMANCES

CESANA PARIOL THU 16 FEB 2006 / JEU 16 FEV 2006 START TIME / DEBUT 10:30

Start Order	Bib No	Team	Pilot Name	Start Time	Rk	S-1 Rk	1-2 Rk	2-3 Rk	3-4 Rk	4-F Rk	Finish Time	Rk	Time Behind	Speed (km/h)	Speed (mph)					
25	6	AUT-2	LOACKER Juergen	5.13	=21	13.04	=16	9.89	=19	11.64	=23	10.36	=20	8.06	20	58.12	23	+1.20	126.3	78.5
				5.09	20	13.11	=25	9.92	=21	11.71	=19	10.48	=21	8.27	23	58.58	21	+1.29	124.7	77.5
26	4	MON-1	SERVELLE Patrice	5.13	=21	13.12	=23	9.88	18	11.55	16	10.27	=14	7.96	=9	57.91	17	+0.99	127.3	79.1
				5.15	25	13.00	=14	9.80	=6	11.51	3	10.33	=5	8.10	8	57.89	8	+0.60	126.1	78.4
27	3	FRA-1	MINGEON Bruno	5.07	18	13.01	=13	9.79	=11	11.47	11	10.27	=14	8.09	22	57.70	15	+0.78	126.9	78.8
				5.07	=14	12.96	=8	9.80	=6	11.57	=9	10.34	=7	8.17	=12	57.91	=9	+0.62	126.2	78.4
28	1	GER-1	LANGE Andre	5.03	=13	12.94	=7	9.74	=3	11.39	=7	10.15	=4	7.91	=6	57.16	7	+0.24	128.5	79.8
				5.07	=14	12.98	12	9.77	3	11.46	2	10.26	3	8.06	3	57.60	3	+0.31	127.1	78.9
29	2	GER-2	HOEPFNER Matthias	5.04	15	13.02	15	9.77	8	11.39	=7	10.18	=8	7.96	=9	57.36	10	+0.44	128.0	79.5
				5.07	=14	13.00	=14	9.84	13	11.59	=11	10.35	10	8.16	=9	58.01	14	+0.72	126.1	78.3

LEGEND

= Equal sign indicates that two or more teams share the same rank

1-2 Segment: 1st to 2nd intermediate point

2-3 Segment: 2nd to 3rd intermediate point


3-4 Segment: 3rd to 4th intermediate point

4-F Segment: 4th intermediate point to finish

No Number


Rk Rank

S-1 Segment: Start to 1st intermediate point


RESULTS / RÉSULTATS

CESANA PARIOL FRI 17 FEB 2006 / VEN 17 FEB 2006 START TIME / DEBUT 10:30

Start Order	Bib No	Team	Pilot Name	Start Time	Rk	Int 1 Rk	Int 2 Rk	Int 3 Rk	Int 4 Rk	Finish Time	Rk	Time Behind	Speed (km/h)	Speed (mph)				
1	5	AUT-1	STAMPFER Wolfgang	5.01	=9	17.95	8	27.73	10	39.03	11	49.06	8	56.87	7	+0.31	130.1	80.8
				5.02	8	17.94	6	27.68	=4	39.01	3	49.05	2	56.91	2	+0.05	129.8	80.6
2	6	AUT-2	LOACKER Juergen	5.07	=17	18.13	=18	27.95	18	39.49	21	49.77	21	57.74	21	+1.18	127.2	79.0
				5.13	=16	18.26	19	28.07	20	39.58	=20	49.90	21	57.94	20	+1.08	126.7	78.7
3	9	CAN-1	LUEDERS Pierre	4.95	2	17.90	=4	27.60	5	38.88	=4	48.95	4	56.79	4	+0.23	129.4	80.4
				4.95	1	17.87	=1	27.57	1	38.95	2	49.15	3	57.11	3	+0.25	127.8	79.4
4	10	CAN-2	DESPRES Serge	5.01	=9	18.00	11	27.84	14	39.28	16	49.40	15	57.28	13	+0.72	129.0	80.1
				4.98	=3	17.93	5	27.89	11	39.52	19	49.80	20	57.80	17	+0.94	127.2	79.0
5	4	MON-1	SERVELLE Patrice	5.16	22	18.22	21	27.90	=16	39.11	12	49.07	=9	56.83	5	+0.27	130.5	81.1
				5.13	=16	18.14	16	27.90	=12	39.28	10	49.46	=9	57.45	8	+0.59	128.3	79.7
6	24	SUI-1	ANNEN Martin	4.96	3	17.83	2	27.53	=1	38.83	2	48.87	3	56.67	3	+0.11	129.9	80.7
				4.99	5	17.90	4	27.61	2	38.93	1	48.98	1	56.86	1	0.00	129.9	80.7
7	25	SUI-2	RUEEGG Ivo	4.99	=7	17.90	=4	27.61	6	38.94	=6	49.01	5	56.84	6	+0.28	129.3	80.3
				5.03	=9	17.99	9	27.73	8	39.16	6	49.31	5	57.20	4	+0.34	128.5	79.8
8	7	CZE-1	DANILEVIC Ivo	5.02	=11	18.02	=14	27.85	15	39.39	18	49.63	20	57.59	18	+1.03	127.7	79.3
				5.06	=11	18.10	=12	27.92	=15	39.40	13	49.66	=14	57.70	14	+0.84	127.2	79.0
9	8	CZE-2	VESELY Milos	5.23	26	18.47	=27	28.33	27	39.96	27	50.36	27	58.40	26	+1.84	126.2	78.4
				5.23	25	18.50	26	28.40	26	40.02	26	50.35	=24	58.41	24	+1.55	126.5	78.6
10	18	AUS-1	ROLLESTON Jeremy	5.24	27	18.38	26	28.18	23	39.63	22	49.91	22	57.98	22	+1.42	126.8	78.8
				5.32	26	18.48	25	28.30	24	39.85	23	50.14	22	58.25	22	+1.39	127.2	79.0
11	11	LAT-1	MININS Janis	4.98	=4	17.92	7	27.66	8	38.97	8	49.39	=13	57.62	19	+1.06	122.4	76.0
				5.08	14	18.18	=17	27.97	18	39.41	14	49.63	13	57.63	12	+0.77	127.4	79.1
12	12	LAT-2	GUTS Gatis	5.03	=13	18.08	16	27.97	=19	39.42	19	49.61	18	57.50	17	+0.94	128.3	79.7
				5.03	=9	18.07	11	27.91	14	39.43	=16	49.75	18	58.06	21	+1.20	126.5	78.6
13	1	GER-1	LANGE Andre	4.98	=4	17.91	6	27.56	3	38.77	1	48.75	1	56.56	1	0.00	130.4	81.0
													DNS					
14	2	GER-2	HOEPFNER Matthias	5.06	16	17.98	9	27.64	7	38.87	3	48.85	2	56.64	2	+0.08	130.6	81.1
													DNS					
15	29	NZL-1	HENDERSON Alan	5.28	28	18.47	=27	28.40	28	40.10	28	50.43	28	58.51	28	+1.95	126.1	78.4
				5.18	21	18.32	22	28.14	21	39.58	=20	49.74	17	57.74	15	+0.88	128.4	79.7
16	27	USA-1	HAYS Todd	4.93	1	17.79	1	27.53	=1	38.88	=4	49.03	7	56.98	=9	+0.42	128.2	79.7
				4.97	2	17.87	=1	27.68	=4	39.17	7	49.36	7	57.30	6	+0.44	128.0	79.5
17	28	USA-2	HOLCOMB Steven	5.03	=13	18.01	=12	27.78	13	39.15	13	49.30	12	57.19	12	+0.63	128.7	79.9
				5.06	=11	18.05	10	27.85	10	39.31	11	49.53	11	57.47	10	+0.61	127.9	79.5
18	23	GBR-1	JOHNSTON Lee	4.98	=4	17.85	3	27.58	4	38.94	=6	49.02	6	56.90	8	+0.34	129.5	80.4
				4.98	=3	17.89	3	27.68	=4	39.21	8	49.46	=9	57.46	9	+0.60	127.2	79.0
19	3	FRA-1	MINGEON Bruno	5.07	=17	18.02	=14	27.75	11	39.02	10	49.07	=9	56.98	=9	+0.42	129.5	80.5
				5.07	13	18.10	=12	27.92	=15	39.42	15	49.70	16	57.79	16	+0.93	126.8	78.8
20	26	HUN-1	GYULAI Marton	5.15	21	18.24	=22	28.19	24	39.90	25	50.31	26	58.46	27	+1.90	125.9	78.2
				5.17	20	18.30	21	28.17	22	39.88	24	50.35	=24	58.52	26	+1.66	124.9	77.6
21	13	SVK-1	JAGNESAK Milan	5.18	23	18.24	=22	27.97	=19	39.33	17	49.47	17	57.38	15	+0.32	128.5	79.8
				5.22	24	18.28	20	28.04	19	39.44	18	49.66	=14	57.92	19	+1.06	127.3	79.1
22	14	ROM-1	ISTRATE Nicolae	5.08	19	18.13	=18	28.07	22	39.77	23	50.14	23	58.20	23	+1.64	126.1	78.4
				5.13	=16	18.13	15	27.90	=12	39.43	=16	49.77	19	57.89	18	+1.03	125.8	78.2
23	15	ROM-2	ILIESCU Mihai	5.19	24	18.34	24	28.31	26	39.91	26	50.26	25	58.38	25	+1.82	125.7	78.1
				5.21	23	18.38	=23	28.24	23	39.81	22	50.17	23	58.35	23	+1.49	125.4	77.9
24	19	RUS-1	ZOUBKOV Alexandre	5.04	15	17.99	10	27.69	9	39.01	9	49.15	11	57.12	11	+0.56	128.3	79.7
				5.10	15	18.10	=12	27.83	9	39.23	9	49.45	8	57.55	11	+0.69	127.6	79.3


RESULTS / RÉSULTATS

CESANA PARIOL FRI 17 FEB 2006 / VEN 17 FEV 2006 START TIME / DEBUT 10:30

Start Order	Bib No	Team	Pilot Name	Start Time	Rk	Int 1	Rk	Int 2	Rk	Int 3	Rk	Int 4	Rk	Finish Time	Rk	Time Behind	Speed (km/h)	Speed (mph)
25	20	RUS-2	POPOV Evgeny	5.13	20	18.21	20	28.01	21	39.45	20	49.62	19	57.63	20	+1.07	128.0	79.5
				5.15	19	18.18	=17	27.96	17	39.39	12	49.61	12	57.66	13	+0.80	127.2	79.0
26	21	NED-1	GLAS Arend											DNS				
														DNS				
27	16	ITA-1	TOSINI Fabrizio	5.02	=11	18.01	=12	27.77	12	39.25	14	49.44	16	57.44	16	+0.88	128.0	79.5
				5.01	7	17.95	=7	27.69	7	39.12	5	49.32	6	57.31	7	+0.45	127.8	79.4
28	17	ITA-2	BERTAZZO Simone	4.99	=7	18.09	17	27.90	=16	39.27	15	49.39	=13	57.31	14	+0.75	129.1	80.2
				5.00	6	17.95	=7	27.67	3	39.05	4	49.29	4	57.28	5	+0.42	127.3	79.1
29	22	JPN-1	KIYOKAWA Suguru	5.20	25	18.35	25	28.24	25	39.85	24	50.17	24	58.22	24	+1.66	126.4	78.5
				5.19	22	18.38	=23	28.33	25	40.00	25	50.38	26	58.50	25	+1.64	125.9	78.2

LEGEND


= Equal sign indicates that two or more teams share the same rank

DNS Did not start

Int Intermediate time


No Number

Rk Rank


PERFORMANCE ANALYSIS / ANALYSE DES PERFORMANCES

CESANA PARIOL FRI 17 FEB 2006 / VEN 17 FEV 2006 START TIME / DEBUT 10:30

Start Order	Bib No	Team	Pilot Name	Start Time	Rk	S-1 Rk	1-2 Rk	2-3 Rk	3-4 Rk	4-F Rk	Finish Time	Rk	Time Behind	Speed (km/h)	Speed (mph)					
1	5	AUT-1	STAMPFER Wolfgang	5.01	=9	12.94	=7	9.78	15	11.30	=6	10.03	4	7.81	=4	56.87	7	+0.31	130.1	80.8
				5.02	8	12.92	=4	9.74	=5	11.33	2	10.04	1	7.86	1	56.91	2	+0.05	129.8	80.6
2	6	AUT-2	LOACKER Juergen	5.07	=17	13.06	=18	9.82	19	11.54	=21	10.28	=20	7.97	=17	57.74	21	+1.18	127.2	79.0
				5.13	=16	13.13	=20	9.81	=15	11.51	17	10.32	=20	8.04	=14	57.94	20	+1.08	126.7	78.7
3	9	CAN-1	LUEDERS Pierre	4.95	2	12.95	=9	9.70	=4	11.28	5	10.07	=7	7.84	7	56.79	4	+0.23	129.4	80.4
				4.95	1	12.92	=4	9.70	1	11.38	=3	10.20	=7	7.96	6	57.11	3	+0.25	127.8	79.4
4	10	CAN-2	DESPRES Serge	5.01	=9	12.99	=13	9.84	21	11.44	=16	10.12	=10	7.88	=8	57.28	13	+0.72	129.0	80.1
				4.98	=3	12.95	=7	9.96	26	11.63	24	10.28	=17	8.00	=10	57.80	17	+0.94	127.2	79.0
5	4	MON-1	SERVELLE Patrice	5.16	22	13.06	=18	9.68	3	11.21	=1	9.96	1	7.76	1	56.83	5	+0.27	130.5	81.1
				5.13	=16	13.01	13	9.76	=8	11.38	=3	10.18	5	7.99	=7	57.45	8	+0.59	128.3	79.7
6	24	SUI-1	ANNEN Martin	4.96	3	12.87	=2	9.70	=4	11.30	=6	10.04	5	7.80	3	56.67	3	+0.11	129.9	80.7
				4.99	5	12.91	=2	9.71	2	11.32	1	10.05	2	7.88	2	56.86	1	0.00	129.9	80.7
7	25	SUI-2	RUEEGG Ivo	4.99	=7	12.91	4	9.71	7	11.33	10	10.07	=7	7.83	6	56.84	6	+0.28	129.3	80.3
				5.03	=9	12.96	9	9.74	=5	11.43	=8	10.15	3	7.89	3	57.20	4	+0.34	128.5	79.8
8	7	CZE-1	DANILEVIC Ivo	5.02	=11	13.00	15	9.83	20	11.54	=21	10.24	19	7.96	16	57.59	18	+1.03	127.7	79.3
				5.06	=11	13.04	=16	9.82	=17	11.48	14	10.26	16	8.04	=14	57.70	14	+0.84	127.2	79.0
9	8	CZE-2	VESELY Milos	5.23	26	13.24	28	9.86	22	11.63	25	10.40	26	8.04	21	58.40	26	+1.84	126.2	78.4
				5.23	25	13.27	26	9.90	24	11.62	23	10.33	22	8.06	17	58.41	24	+1.55	126.5	78.6
10	18	AUS-1	ROLLESTON Jeremy	5.24	27	13.14	24	9.80	=16	11.45	=18	10.28	=20	8.07	24	57.98	22	+1.42	126.8	78.8
				5.32	26	13.16	23	9.82	=17	11.55	21	10.29	19	8.11	20	58.25	22	+1.39	127.2	79.0
11	11	LAT-1	MININS Janis	4.98	=4	12.94	=7	9.74	=11	11.31	8	10.42	28	8.23	28	57.62	19	+1.06	122.4	76.0
				5.08	14	13.10	19	9.79	=12	11.44	=11	10.22	=9	8.00	=10	57.63	12	+0.77	127.4	79.1
12	12	LAT-2	GUTS Gatis	5.03	=13	13.05	=16	9.89	=23	11.45	=18	10.19	=17	7.89	=10	57.50	17	+0.94	128.3	79.7
				5.03	=9	13.04	=16	9.84	21	11.52	18	10.32	=20	8.31	26	58.06	21	+1.20	126.5	78.6
13	1	GER-1	LANGE Andre	4.98	=4	12.93	6	9.65	1	11.21	=1	9.98	=2	7.81	=4	56.56	1	0.00	130.4	81.0
14	2	GER-2	HOEPFNER Matthias	5.06	16	12.92	5	9.66	2	11.23	3	9.98	=2	7.79	2	56.64	2	+0.08	130.6	81.1
15	29	NZL-1	HENDERSON Alan	5.28	28	13.19	27	9.93	25	11.70	=26	10.33	23	8.08	25	58.51	28	+1.95	126.1	78.4
				5.18	21	13.14	22	9.82	=17	11.44	=11	10.16	4	8.00	=10	57.74	15	+0.88	128.4	79.7
16	27	USA-1	HAYS Todd	4.93	1	12.86	1	9.74	=11	11.35	11	10.15	=14	7.95	15	56.98	=9	+0.42	128.2	79.7
				4.97	2	12.90	1	9.81	=15	11.49	15	10.19	6	7.94	=4	57.30	6	+0.44	128.0	79.5
17	28	USA-2	HOLCOMB Steven	5.03	=13	12.98	12	9.77	14	11.37	=14	10.15	=14	7.89	=10	57.19	12	+0.63	128.7	79.9
				5.06	=11	12.99	10	9.80	14	11.46	13	10.22	=9	7.94	=4	57.47	10	+0.61	127.9	79.5
18	23	GBR-1	JOHNSTON Lee	4.98	=4	12.87	=2	9.73	=8	11.36	=12	10.08	9	7.88	=8	56.90	8	+0.34	129.5	80.4
				4.98	=3	12.91	=2	9.79	=12	11.53	=19	10.25	15	8.00	=10	57.46	9	+0.60	127.2	79.0
19	3	FRA-1	MINGEON Bruno	5.07	=17	12.95	=9	9.73	=8	11.27	4	10.05	6	7.91	=12	56.98	=9	+0.42	129.5	80.5
				5.07	13	13.03	=14	9.82	=17	11.50	16	10.28	=17	8.09	18	57.79	16	+0.93	126.8	78.8
20	26	HUN-1	GYULAI Marton	5.15	21	13.09	22	9.95	27	11.71	28	10.41	27	8.15	27	58.46	27	+1.90	125.9	78.2
				5.17	20	13.13	=20	9.87	23	11.71	26	10.47	26	8.17	23	58.52	26	+1.66	124.9	77.6
21	13	SVK-1	JAGNESAK Milan	5.18	23	13.06	=18	9.73	=8	11.36	=12	10.14	=12	7.91	=12	57.38	15	+0.82	128.5	79.8
				5.22	24	13.06	18	9.76	=8	11.40	=6	10.22	=9	8.26	25	57.92	19	+1.06	127.3	79.1
22	14	ROM-1	ISTRATE Nicolae	5.08	19	13.05	=16	9.94	26	11.70	=26	10.37	25	8.06	23	58.20	23	+1.64	126.1	78.4
				5.13	=16	13.00	=11	9.77	10	11.53	=19	10.34	23	8.12	=21	57.89	18	+1.03	125.8	78.2
23	15	ROM-2	ILIESCU Mihai	5.19	24	13.15	=25	9.97	28	11.60	23	10.35	24	8.12	26	58.38	25	+1.82	125.7	78.1
				5.21	23	13.17	24	9.86	22	11.57	22	10.36	24	8.18	24	58.35	23	+1.49	125.4	77.9
24	19	RUS-1	ZOUBKOV Alexandre	5.04	15	12.95	=9	9.70	=4	11.32	9	10.14	=12	7.97	=17	57.12	11	+0.56	128.3	79.7
				5.10	15	13.00	=11	9.73	4	11.40	=6	10.22	=9	8.10	19	57.55	11	+0.69	127.6	79.3


PERFORMANCE ANALYSIS / ANALYSE DES PERFORMANCES

CESANA PARIOL FRI 17 FEB 2006 / VEN 17 FEV 2006 START TIME / DEBUT 10:30

Start Order	Bib No	Team	Pilot Name	Start Time	Rk	S-1 Rk	1-2 Rk	2-3 Rk	3-4 Rk	4-F Rk	Finish Time	Rk	Time Behind	Speed (km/h)	Speed (mph)	
25	20	RUS-2	POPOV Evgeny	5.13	20	13.08	21	9.80 =16	11.44 =16	10.17 16	8.01 20	57.63	20	+1.07	128.0	79.5
				5.15	19	13.03 =14	9.78 11	11.43 =8	10.22 =9	8.05 16	57.66	13	+0.80	127.2	79.0	
26	21	NED-1	GLAS Arend	DNS												
				DNS												
27	16	ITA-1	TOSINI Fabrizio	5.02 =11	12.99 =13	9.76 13	11.48 20	10.19 =17	8.00 19	57.44	16	+0.88	128.0	79.5		
				5.01 7	12.94 6	9.74 =5	11.43 =8	10.20 =7	7.99 =7	57.31	7	+0.45	127.8	79.4		
28	17	ITA-2	BERTAZZO Simone	4.99 =7	13.10 23	9.81 18	11.37 =14	10.12 =10	7.92 14	57.31	14	+0.75	129.1	80.2		
				5.00 6	12.95 =7	9.72 3	11.38 =3	10.24 14	7.99 =7	57.28	5	+0.42	127.3	79.1		
29	22	JPN-1	KIYOKAWA Suguru	5.20 25	13.15 =25	9.89 =23	11.61 24	10.32 22	8.05 22	58.22	24	+1.66	126.4	78.5		
				5.19 22	13.19 25	9.95 25	11.67 25	10.38 25	8.12 =21	58.50	25	+1.64	125.9	78.2		

LEGEND

= Equal sign indicates that two or more teams share the same rank

1-2 Segment: 1st to 2nd intermediate point

2-3 Segment: 2nd to 3rd intermediate point

3-4 Segment: 3rd to 4th intermediate point

4-F Segment: 4th intermediate point to finish

DNS Did not start

No Number

Rk Rank

S-1 Segment: Start to 1st intermediate point



TEAM CAPTAINS MEETING MINUTES

CESANA PARIOL 17 FEB 2006 12.00 pm 13.00 pm

Race Director Georg Werth welcomes all present TCs for the 2nd TCM and draw for the 2-men bob. Despite the bad weather conditions he thinks the training went very well.

Information:

- **Transport of the sleds**

Will be done by the trucks of the organization, only. From the container to the start.
After the race the bobs will be brought back to the container.
Start of the transport 2 h before the race starts
There will be 5 organization trucks.

We ask for fast load and unload of the sleds.

- **Track walk:**

The track walk schedule has been distributed before.
We ask you to step into the track only with clean shoes – it's in your own interest.

- **Track preparation:**

The whole track will be spritzed after the track walk is finished. Between the heats the track will be wiped and spritzed.

- **Doping controle:**

It's necessary that your athletes have their accreditation with them for the doping control

Questions:

AUT:

What happens in case of snow?

- The track will be wiped after each sled on the straight aways, the start spur will be wiped to curve 1.

Jury President, Manfred Schulte:


Welcomes all present persons. The training has been finished. There has been one accidents – but the crew is ok.

Technical commission , Bob Cueno:

Wants to inform again that there is the possibility to exchange broken bar codes on Saturday between 8:00 and 9:00 a.m. . It will be done at the finish area.

Procedure of the race:

Before the 1st and 3rd run as well as between the heats the runners will be cleaned. It will be done right before you transport it outside the tent.



Sled control after the race:

3 containers are available for the FIBT sled control. After the last heat the sleds will be controlled. Please be prepared that the material commission may take apart the steering as well as other parts. The teams are responsible to bring their own tools.

FRA:

Why haven't the sleds been inspected before?

- ▶ due to the tight schedule it was not possible to control all 2-men sleds. Everybody had the chance to have a control on a free base

He adds that he did not receive any invitation since 1,5 years for material commission meetings any more.

SUI:

If a sled built by a person belonging to the material commission is inspected does this member go out of the control room while inspected?

- ▶ it has been the procedure for the whole season and will be done for the Olympics

Jury President, Manfred Schulte:

The race procedure has been handed out. There are no further questions. The grouping has been distributed – there will be a change. We will have four groups instead of three. All teams which did not gain any World Cup point will go to the 4th group.

Questions:

CAN:

What possibilities do have the helpers at the start?

- ▶ **Race Director, Georg Werth:** we have enough volunteers at the finish and they will assist your teams on request

CAN:

That means the teams have to take out their sleds on their own?

- ▶ **Race Director, Georg Werth:** yes. It's not allowed to put the runner guards on right on the track. You will have to take out the sled first and then put the runner guards on at the finish dock.

Draw has been done after reading names.


Race Director Georg Werth:

After the TCM the teams will be called to pick up their numbers. It has to be placed at the lower part of the front cowling underneath the national flag. You will also get numbers for the runner guards.

We wish everybody safe and exciting races.

Race director:
Georg Werth


Cesana, 17th of February 2006


START LIST / LISTE DE DÉPART

CESANA PARIOL SAT 18 FEB 2006 / SAM 18 FEV 2006 START TIME / DEBUT 17:30

	Start Record		Track Record	
Time	4.77 sec		56.55 sec	
Date	22 JAN 2005		22 JAN 2005	
NOC Code/Names	CAN	LUEDERS Pierre, BROWN Lascalles	SUI	ANNEN Martin, HEFTI Beat

Start Order	Bib No	Team	Name	Start Time	Time	Total Time Behind	Rk	Start Time	Int 1	Int 2	Int 3	Int 4	Finish Time	Total Time
1	1	SUI-1	ANNEN Martin HEFTI Beat											
2	2	ITA-1	BERTAZZO Simone TORCHIO Matteo											
3	3	RUS-1	ZOUBKOV Alexandre VOEVODA Alexey											
4	4	GER-1	LANGE Andre KUSKE Kevin											
5	5	SUI-2	RUEEGG Ivo GRAND Cedric											
6	6	CAN-1	LUEDERS Pierre BROWN Lascalles											
7	7	USA-1	HAYS Todd JOVANOVIC Pavle											
8	8	GER-2	HOEPFNER Matthias KUEHNE Marc											
9	9	LAT-1	MININS Janis DREISHKENS Daumants											
10	10	AUT-1	STAMPFER Wolfgang SEELOS Klaus											
11	11	CAN-2	DESPRES Serge BISSETT David											
12	12	GBR-1	JOHNSTON Lee HUMPHRIES Dan											
13	13	LAT-2	GUTS Gatis DICMANIS Intars											
14	14	ITA-2	TOSINI Fabrizio ROMANINI Samuele											
15	15	AUT-2	LOACKER Juergen KOEHLER Gerhard											
16	16	RUS-2	POPOV Evgeny ORESHNIKOV Roman											
17	17	USA-2	HOLCOMB Steven SCHUFFENHAUER Bill											
18	18	NED-1	GLAS Arend JANSMA Sybren											



START LIST / LISTE DE DÉPART

CESANA PARIOL SAT 18 FEB 2006 / SAM 18 FEV 2006 START TIME / DEBUT 17:30


Start Order	Bib No	Team	Name	Start Time	Time	Total Time Behind	Rk	Start Time	Int 1	Int 2	Int 3	Int 4	Finish Time	Total Time
19	19	CZE-1	DANILEVIC Ivo GOMOLA Roman											
20	20	FRA-1	MINGEON Bruno GALBERT Stephane											
21	21	ROM-1	ISTRATE Nicolae DUMINICEL Adrian											
22	22	AUS-1	ROLLESTON Jeremy McKENZIE Shane											
23	23	JPN-1	KIYOKAWA Suguru KOBAYASHI Ryuichi											
24	24	CZE-2	VESELY Milos KOBIAN Jan											
25	25	MON-1	SERVELLE Patrice BOTTIN Jeremy											
26	26	ROM-2	ILIESCU Mihai BARTHA Levente Andrei											
27	27	NZL-1	HENDERSON Alan DALLOW Matthew											
28	28	HUN-1	GYULAI Marton PINTER Bertalan											
29	29	SVK-1	JAGNESAK Milan RAJEK Viktor											

NOTES

In the listing of team names, the pilot is always shown first.

LEGEND

Int Intermediate time No Number Rk Rank


RESULTS / RÉSULTATS

CESANA PARIOL SAT 18 FEB 2006 / SAM 18 FEV 2006 START TIME / DEBUT 17:30

		Start Record	Track Record
Time		4.76 sec	55.28 sec
Date		18 FEB 2006	18 FEB 2006
NOC Code/Names	RUS-1	ZOUBKOV Alexandre, VOEVODA Alexey	GER-1 LANGE Andre, KUSKE Kevin


Rk	Bib No	Team	Name	Start Time	Rk	Int 1 Rk	Int 2 Rk	Int 3 Rk	Int 4 Rk	Finish Time	Rk	Time Behind	Speed (km/h) (mph)	Rec	
1	4	GER-1	LANGE Andre KUSKE Kevin	4.81	6	17.39 3	26.86 2	37.86 2	47.65 1	55.28	1	0.00	132.4 82.3	TR	
				Total:						55.28		0.00			
2	3	RUS-1	ZOUBKOV Alexandre VOEVODA Alexey	4.76	1	17.30 1	26.75 1	37.79 1	47.75 2	55.54	=2	+0.26	130.1 80.8	SR	
				Total:						55.54		+0.26			
2	1	SUI-1	ANNEN Martin HEFTI Beat	4.79	3	17.38 2	26.89 3	37.96 3	47.83 3	55.54	=2	+0.26	131.6 81.7		
				Total:						55.54		+0.26			
4	8	GER-2	HOEPFNER Matthias KUEHNE Marc	4.92	=16	17.56 10	27.04 7	38.06 5	47.88 4	55.56	4	+0.28	132.1 82.1		
				Total:						55.56		+0.28			
5	6	CAN-1	LUEDERS Pierre BROWN Lascelles	4.78	2	17.40 4	26.92 4	38.02 4	47.90 5	55.57	5	+0.29	131.7 81.8		
				Total:						55.57		+0.29			
6	2	ITA-1	BERTAZZO Simone TORCHIO Matteo	4.83	7	17.52 8	27.06 8	38.14 8	48.04	=6	55.78	6	+0.50	130.9 81.3	
				Total:						55.78		+0.50			
7	7	USA-1	HAYS Todd JOVANOVIC Pavle	4.80	=4	17.44 5	27.00 5	38.10 6	48.04	=6	55.81	7	+0.53	130.7 81.2	
				Total:						55.81		+0.53			
8	5	SUI-2	RUEEGG Ivo GRAND Cedric	4.84	8	17.48 7	27.01 6	38.13 7	48.11	8	55.85	8	+0.57	130.4 81.0	
				Total:						55.85		+0.57			
9	10	AUT-1	STAMPFER Wolfgang SEELOS Klaus	4.96	=19	17.69 18	27.25 17	38.35 =11	48.22	9	55.92	9	+0.64	131.6 81.8	
				Total:						55.92		+0.64			
10	9	LAT-1	MININS Janis DREISHKENS Daumants	4.86	9	17.57 11	27.12 9	38.29 9	48.23	10	55.94	10	+0.66	130.9 81.3	
				Total:						55.94		+0.66			
11	14	ITA-2	TOSINI Fabrizio ROMANINI Samuele	4.87	=10	17.58 12	27.16 12	38.33 10	48.29	11	56.06	11	+0.78	130.7 81.2	
				Total:						56.06		+0.78			
12	11	CAN-2	DESPRES Serge BISSETT David	4.80	=4	17.47 6	27.14 =10	38.35 =11	48.33	12	56.13	12	+0.85	130.4 81.0	
				Total:						56.13		+0.85			
13	17	USA-2	HOLCOMB Steven SCHUFFENHAUER Bill	4.87	=10	17.55 9	27.14 =10	38.36 13	48.36	13	56.16	13	+0.88	130.2 80.9	
				Total:						56.16		+0.88			
14	25	MON-1	SERVELLE Patrice BOTTIN Jeremy	5.03	=25	17.84 25	27.42 22	38.56 19	48.46	15	56.21	14	+0.93	131.5 81.7	
				Total:						56.21		+0.93			
15	12	GBR-1	JOHNSTON Lee HUMPHRIES Dan	4.92	=16	17.62 =15	27.18 13	38.37 14	48.38	14	56.22	15	+0.94	130.0 80.7	
				Total:						56.22		+0.94			
16	15	AUT-2	LOACKER Juergen KOEHLER Gerhard	4.91	15	17.62 =15	27.19 14	38.46 15	48.47	16	56.29	16	+1.01	130.0 80.8	
				Total:						56.29		+1.01			
17	13	LAT-2	GUTS Gatis DICMANIS Intars	4.88	=12	17.63 17	27.29 18	38.52 17	48.55	18	56.37	17	+1.09	129.6 80.5	
				Total:						56.37		+1.09			
18	19	CZE-1	DANILEVIC Ivo GOMOLA Roman	4.89	14	17.60 =13	27.24 16	38.50 16	48.54	17	56.40	18	+1.12	129.6 80.5	
				Total:						56.40		+1.12			
19	20	FRA-1	MINGEON Bruno GALBERT Stephane	5.00	24	17.80 =21	27.38 20	38.55 18	48.59	19	56.49	19	+1.21	129.3 80.4	
				Total:						56.49		+1.21			



BOBSLEIGH
BOBSLEIGH

TWO-MAN
DEUX-HOMMES

AFTER HEAT 1
APRES 1ÈRE MANCHE



RESULTS / RÉSULTATS

CESANA PARIOL SAT 18 FEB 2006 / SAM 18 FEV 2006 START TIME / DEBUT 17:30

Rk	Bib No	Team	Name	Start Time	Rk	Int 1 Rk	Int 2 Rk	Int 3 Rk	Int 4 Rk	Finish Time	Rk	Time Behind	Speed (km/h) (mph)	Rec
20	16	RUS-2	POPOV Evgeny ORESHNIKOV Roman	4.93	18	17.71 19	27.35 19	38.59 21	48.61 20	56.56	20	+1.28	129.6 80.5	
										Total:		+1.28		
21	27	NZL-1	HENDERSON Alan DALLOW Matthew	4.99	=21	17.82 23	27.52 24	38.77 24	48.78 22	56.61	21	+1.33	129.8 80.6	
										Total:		+1.33		
22	18	NED-1	GLAS Arend JANSMA Sybren	4.88	=12	17.60 =13	27.22 15	38.58 20	48.76 21	56.70	22	+1.42	128.5 79.8	
										Total:		+1.42		
23	22	AUS-1	ROLLESTON Jeremy McKENZIE Shane	4.99	=21	17.80 =21	27.43 23	38.71 =22	48.80 23	56.77	23	+1.49	128.4 79.7	
										Total:		+1.49		
24	29	SVK-1	JAGNESAK Milan RAJEK Viktor	5.09	29	17.96 29	27.61 26	38.87 25	48.93 25	56.81	24	+1.53	129.4 80.4	
										Total:		+1.53		
25	21	ROM-1	ISTRATE Nicolae DUMINICEL Adrian	4.96	=19	17.75 20	27.40 21	38.71 =22	48.81 24	56.82	25	+1.54	129.0 80.1	
										Total:		+1.54		
26	24	CZE-2	VESELY Milos KOBIAN Jan	4.99	=21	17.83 24	27.54 25	38.94 26	49.06 26	56.93	26	+1.65	128.6 79.9	
										Total:		+1.65		
27	26	ROM-2	ILIESCU Mihai BARTHA Levente Andrei	5.03	=25	17.93 27	27.71 29	39.11 29	49.23 27	57.22	27	+1.94	128.9 80.1	
										Total:		+1.94		
28	28	HUN-1	GYULAI Marton PINTER Bertalan	5.03	=25	17.92 26	27.68 =27	39.07 27	49.24 28	57.25	28	+1.97	128.1 79.6	
										Total:		+1.97		
29	23	JPN-1	KIYOKAWA Suguru KOBAYASHI Ryuichi	5.05	28	17.95 28	27.68 =27	39.09 28	49.31 29	57.27	29	+1.99	127.7 79.4	
										Total:		+1.99		


NOTES

In the listing of team names, the pilot is always shown first.

LEGEND

= Equal sign indicates that two or more teams share the same rank


Int	Intermediate time	No	Number	Rec	Record	Rk	Rank
SR	Start record	TR	Track record				


START LIST / LISTE DE DÉPART

CESANA PARIOL SAT 18 FEB 2006 / SAM 18 FEV 2006 START TIME / DEBUT 19:20

	Start Record		Track Record	
Time	4.76 sec		55.28 sec	
Date	18 FEB 2006		18 FEB 2006	
NOC Code/ Names	RUS-1	ZOUBKOV Alexandre, VOEVODA Alexey	GER-1	LANGE Andre, KUSKE Kevin

Start Order	Bib No	Team	Name	Start Time	Time	Total Time Behind	Rk	Start Time	Int 1	Int 2	Int 3	Int 4	Finish Time	Total Time
1	16	RUS-2	POPOV Evgeny ORESHNIKOV Roman	4.93	56.56	56.56 +1.28	20							
2	20	FRA-1	MINGEON Bruno GALBERT Stephane	5.00	56.49	56.49 +1.21	19							
3	19	CZE-1	DANILEVIC Ivo GOMOLA Roman	4.89	56.40	56.40 +1.12	18							
4	13	LAT-2	GUTS Gatis DICMANIS Intars	4.88	56.37	56.37 +1.09	17							
5	15	AUT-2	LOACKER Juergen KOEHLER Gerhard	4.91	56.29	56.29 +1.01	16							
6	12	GBR-1	JOHNSTON Lee HUMPHRIES Dan	4.92	56.22	56.22 +0.94	15							
7	25	MON-1	SERVELLE Patrice BOTTIN Jeremy	5.03	56.21	56.21 +0.93	14							
8	17	USA-2	HOLCOMB Steven SCHUFFENHAUER Bill	4.87	56.16	56.16 +0.88	13							
9	11	CAN-2	DESPRES Serge BISSETT David	4.80	56.13	56.13 +0.85	12							
10	14	ITA-2	TOSINI Fabrizio ROMANINI Samuele	4.87	56.06	56.06 +0.78	11							
11	9	LAT-1	MININS Janis DREISHKENS Daumants	4.86	55.94	55.94 +0.66	10							
12	10	AUT-1	STAMPFER Wolfgang SEELOS Klaus	4.96	55.92	55.92 +0.64	9							
13	5	SUI-2	RUEEGG Ivo GRAND Cedric	4.84	55.85	55.85 +0.57	8							
14	7	USA-1	HAYS Todd JOVANOVIC Pavle	4.80	55.81	55.81 +0.53	7							
15	2	ITA-1	BERTAZZO Simone TORCHIO Matteo	4.83	55.78	55.78 +0.50	6							
16	6	CAN-1	LUEDERS Pierre BROWN Lascelles	4.78	55.57	55.57 +0.29	5							
17	8	GER-2	HOEPFNER Matthias KUEHNE Marc	4.92	55.56	55.56 +0.28	4							
18	3	RUS-1	ZOUBKOV Alexandre VOEVODA Alexey	4.76	55.54	55.54 +0.26	=2							


START LIST / LISTE DE DÉPART

CESANA PARIOL SAT 18 FEB 2006 / SAM 18 FEV 2006 START TIME / DEBUT 19:20

Start Order	Bib No	Team	Name	Start Time	Time	Total Time Behind	Rk	Start Time	Int 1	Int 2	Int 3	Int 4	Finish Time	Total Time
19	1	SUI-1	ANNEN Martin HEFTI Beat	4.79	55.54	55.54 +0.26	=2							
20	4	GER-1	LANGE Andre KUSKE Kevin	4.81	55.28	55.28 0.00	1							
21	27	NZL-1	HENDERSON Alan DALLOW Matthew	4.99	56.61	56.61 +1.33	21							
22	18	NED-1	GLAS Arend JANSMA Sybren	4.88	56.70	56.70 +1.42	22							
23	22	AUS-1	ROLLESTON Jeremy McKENZIE Shane	4.99	56.77	56.77 +1.49	23							
24	29	SVK-1	JAGNESAK Milan RAJEK Viktor	5.09	56.81	56.81 +1.53	24							
25	21	ROM-1	ISTRATE Nicolae DUMINICEL Adrian	4.96	56.82	56.82 +1.54	25							
26	24	CZE-2	VESELY Milos KOBIAN Jan	4.99	56.93	56.93 +1.65	26							
27	26	ROM-2	ILIESCU Mihai BARTHA Levente Andrei	5.03	57.22	57.22 +1.94	27							
28	28	HUN-1	GYULAI Marton PINTER Bertalan	5.03	57.25	57.25 +1.97	28							
29	23	JPN-1	KIYOKAWA Suguru KOBAYASHI Ryuichi	5.05	57.27	57.27 +1.99	29							

NOTES

In the listing of team names, the pilot is always shown first.

LEGEND

= Equal sign indicates that two or more teams share the same rank


Int Intermediate time

No Number

Rk Rank

SR Start record

TR Track record




RESULTS / RÉSULTATS

CESANA PARIOL SAT 18 FEB 2006 / SAM 18 FEV 2006 START TIME / DEBUT 19:20


		Start Record	Track Record
Time		4.76 sec	55.28 sec
Date		18 FEB 2006	18 FEB 2006
NOC Code/ Names	RUS-1	ZOUBKOV Alexandre, VOEVODA Alexey	GER-1 LANGE Andre, KUSKE Kevin

Rk	Bib No	Team	Name	Start Time	Rk	Int 1 Rk	Int 2 Rk	Int 3 Rk	Int 4 Rk	Finish Time	Rk	Time Behind	Speed (km/h) (mph)	Rec				
1	4	GER-1	LANGE Andre	4.81	6	17.39	3	26.86	2	37.86	2	47.65	1	55.28	1	0.00	132.4	82.3 TR
			KUSKE Kevin	4.82	5	17.51	7	27.02	7	38.08	5	47.98	4	55.73	4	+0.23	130.9	81.3
				Total:		1:51.01		0.00										
2	6	CAN-1	LUEDERS Pierre	4.78	2	17.40	4	26.92	4	38.02	4	47.90	5	55.57	5	+0.29	131.7	81.8
			BROWN Lascelles	4.77	1	17.31	1	26.78	1	37.86	1	47.75	1	55.50	1	0.00	131.4	81.6
				Total:		1:51.07		+0.06										
3	1	SUI-1	ANNEN Martin	4.79	3	17.38	2	26.89	3	37.96	3	47.83	3	55.54	=2	+0.26	131.6	81.7
			HEFTI Beat	4.79	3	17.36	2	26.88	3	37.98	2	47.90	2	55.67	2	+0.17	130.8	81.3
				Total:		1:51.21		+0.20										
4	8	GER-2	HOEPFNER Matthias	4.92	=16	17.56	10	27.04	7	38.06	5	47.88	4	55.56	4	+0.28	132.1	82.1
			KUEHNE Marc	4.95	=16	17.63	14	27.15	12	38.22	10	48.08	8	55.82	6	+0.32	131.3	81.6
				Total:		1:51.38		+0.37										
5	3	RUS-1	ZOUBKOV Alexandre	4.76	1	17.30	1	26.75	1	37.79	1	47.75	2	55.54	=2	+0.26	130.1	80.8 SR
			VOEVODA Alexey	4.78	2	17.37	3	26.87	2	38.03	3	48.01	6	55.85	9	+0.35	130.3	81.0
				Total:		1:51.39		+0.38										
6	7	USA-1	HAYS Todd	4.80	=4	17.44	5	27.00	5	38.10	6	48.04	=6	55.81	7	+0.53	130.7	81.2
			JOVANOVIC Pavle	4.83	6	17.45	5	26.97	5	38.05	4	47.97	3	55.72	3	+0.22	130.8	81.3
				Total:		1:51.53		+0.52										
7	5	SUI-2	RUEEGG Ivo	4.84	8	17.48	7	27.01	6	38.13	7	48.11	8	55.85	8	+0.57	130.4	81.0
			GRAND Cedric	4.85	=7	17.48	6	27.00	6	38.09	6	47.99	5	55.74	5	+0.24	131.2	81.5
				Total:		1:51.59		+0.58										
8	2	ITA-1	BERTAZZO Simone	4.83	7	17.52	8	27.06	8	38.14	8	48.04	=6	55.78	6	+0.50	130.9	81.3
			TORCHIO Matteo	4.85	=7	17.55	=9	27.11	10	38.24	11	48.20	12	55.99	13	+0.49	130.4	81.0
				Total:		1:51.77		+0.76										
9	9	LAT-1	MININS Janis	4.86	9	17.57	11	27.12	9	38.29	9	48.23	10	55.94	10	+0.66	130.9	81.3
			DREISHKENS Daumants	4.87	=9	17.55	=9	27.07	9	38.16	9	48.09	9	55.84	=7	+0.34	130.7	81.2
				Total:		1:51.78		+0.77										
10	10	AUT-1	STAMPFER Wolfgang	4.96	=19	17.69	18	27.25	17	38.35	=11	48.22	9	55.92	9	+0.64	131.6	81.8
			SEELOS Klaus	4.96	19	17.68	17	27.20	=14	38.28	13	48.19	11	55.94	11	+0.44	130.7	81.2
				Total:		1:51.86		+0.85										
11	11	CAN-2	DESPRES Serge	4.80	=4	17.47	6	27.14	=10	38.35	=11	48.33	12	56.13	12	+0.85	130.4	81.0
			BISSETT David	4.80	4	17.40	4	26.94	4	38.11	7	48.11	10	55.92	10	+0.42	130.0	80.7
				Total:		1:52.05		+1.04										
12	12	GBR-1	JOHNSTON Lee	4.92	=16	17.62	=15	27.18	13	38.37	14	48.38	14	56.22	15	+0.94	130.0	80.7
			HUMPHRIES Dan	4.89	=11	17.55	=9	27.05	8	38.14	8	48.06	7	55.84	=7	+0.34	131.0	81.4
				Total:		1:52.06		+1.05										
13	14	ITA-2	TOSINI Fabrizio	4.87	=10	17.58	12	27.16	12	38.33	10	48.29	11	56.06	11	+0.78	130.7	81.2
			ROMANINI Samuele	4.89	=11	17.59	13	27.12	11	38.26	12	48.22	=13	56.02	14	+0.52	130.5	81.1
				Total:		1:52.08		+1.07										


RESULTS / RÉSULTATS

CESANA PARIOL SAT 18 FEB 2006 / SAM 18 FEV 2006 START TIME / DEBUT 19:20

Rk	Bib No	Team	Name	Start Time	Rk	Int 1 Rk	Int 2 Rk	Int 3 Rk	Int 4 Rk	Finish Time	Rk	Time Behind	Speed (km/h)	Rec				
14	17	USA-2	HOLCOMB Steven	4.87	=10	17.55	9	27.14	=10	38.36	13	48.36	13	+0.88	130.2	80.9		
			SCHUFFENHAUER Bill	4.89	=11	17.56	12	27.20	=14	38.34	14	48.22	=13	55.96	12	+0.46	131.5	81.7
				Total:		1:52.12		+1.11										
15	25	MON-1	SERVELLE Patrice	5.03	=25	17.84	25	27.42	22	38.56	19	48.46	15	56.21	14	+0.93	131.5	81.7
			BOTTIN Jeremy	5.05	26	17.88	24	27.46	=21	38.55	=20	48.43	17	56.13	15	+0.63	131.7	81.8
				Total:		1:52.34		+1.33										
16	15	AUT-2	LOACKER Juergen	4.91	15	17.62	=15	27.19	14	38.46	15	48.47	16	56.29	16	+1.01	130.0	80.8
			KOEHLER Gerhard	4.95	=16	17.70	18	27.29	17	38.46	16	48.42	16	56.22	16	+0.72	130.6	81.1
				Total:		1:52.51		+1.50										
17	19	CZE-1	DANILEVIC Ivo	4.89	14	17.60	=13	27.24	16	38.50	16	48.54	17	56.40	18	+1.12	129.6	80.5
			GOMOLA Roman	4.90	14	17.65	15	27.27	16	38.43	15	48.37	15	56.24	17	+0.74	130.7	81.2
				Total:		1:52.64		+1.63										
18	13	LAT-2	GUTS Gatis	4.88	=12	17.63	17	27.29	18	38.52	17	48.55	18	56.37	17	+1.09	129.6	80.5
			DICMANIS Intars	4.92	15	17.66	16	27.31	=18	38.54	=18	48.54	18	56.36	18	+0.86	130.4	81.0
				Total:		1:52.73		+1.72										
19	16	RUS-2	POPOV Evgeny	4.93	18	17.71	19	27.35	19	38.59	21	48.61	20	56.56	20	+1.28	129.6	80.5
			ORESHNIKOV Roman	4.95	=16	17.71	19	27.32	20	38.55	=20	48.60	20	56.50	19	+1.00	129.2	80.2
				Total:		1:53.06		+2.05										
20	20	FRA-1	MINGEON Bruno	5.00	24	17.80	=21	27.38	20	38.55	18	48.59	19	56.49	19	+1.21	129.3	80.4
			GALBERT Stephane	5.02	24	17.83	=22	27.48	23	38.74	22	48.76	22	56.75	22	+1.25	129.8	80.6
				Total:		1:53.24		+2.23										
20	18	NED-1	GLAS Arend	4.88	=12	17.60	=13	27.22	15	38.58	20	48.76	21	56.70	22	+1.42	128.5	79.8
			JANSMA Sybren	4.87	=9	17.52	8	27.16	13	38.48	17	48.59	19	56.54	20	+1.04	129.0	80.1
				Total:		1:53.24		+2.23										
22	22	AUS-1	ROLLESTON Jeremy	4.99	=21	17.80	=21	27.43	23	38.71	=22	48.80	23	56.77	23	+1.49	128.4	79.7
			McKENZIE Shane	4.97	20	17.74	20	27.31	=18	38.54	=18	48.63	21	56.59	21	+1.09	128.5	79.8
				Total:		1:53.36		+2.35										
23	27	NZL-1	HENDERSON Alan	4.99	=21	17.82	23	27.52	24	38.77	24	48.78	22	56.61	21	+1.33	129.8	80.6
			DALLOW Matthew	4.99	=21	17.83	=22	27.59	24	38.91	24	48.95	24	56.79	23	+1.29	129.6	80.5
				Total:		1:53.40		+2.39										
24	21	ROM-1	ISTRATE Nicolae	4.96	=19	17.75	20	27.40	21	38.71	=22	48.81	24	56.82	25	+1.54	129.0	80.1
			DUMINICEL Adrian	4.99	=21	17.81	21	27.46	=21	38.79	23	48.91	23	56.90	24	+1.40	128.4	79.8
				Total:		1:53.72		+2.71										
25	29	SVK-1	JAGNESAK Milan	5.09	29	17.96	29	27.61	26	38.87	25	48.93	25	56.81	24	+1.53	129.4	80.4
			RAJEK Viktor	5.15	29	18.04	29	27.83	29	39.15	28	49.22	27	57.12	27	+1.62	129.0	80.1
				Total:		1:53.93		+2.92										
26	23	JPN-1	KIYOKAWA Suguru	5.05	28	17.95	28	27.68	=27	39.09	28	49.31	29	57.27	29	+1.99	127.7	79.4
			KOBAYASHI Ryuichi	5.07	28	17.97	28	27.65	=26	39.01	26	49.08	25	57.02	25	+1.52	129.3	80.3
				Total:		1:54.29		+3.28										
27	26	ROM-2	ILIESCU Mihai	5.03	=25	17.93	27	27.71	29	39.11	29	49.23	27	57.22	27	+1.94	128.9	80.1
			BARTHA Levente Andrei	5.06	27	17.95	27	27.65	=26	38.99	25	49.13	26	57.09	26	+1.59	128.6	79.9
				Total:		1:54.31		+3.30										
28	24	CZE-2	VESELY Milos	4.99	=21	17.83	24	27.54	25	38.94	26	49.06	26	56.93	26	+1.65	128.6	79.9
			KOBIAN Jan	5.01	23	17.92	=25	27.81	28	39.30	29	49.51	29	57.49	29	+1.99	127.5	79.2
				Total:		1:54.42		+3.41										


RESULTS / RÉSULTATS

CESANA PARIOL SAT 18 FEB 2006 / SAM 18 FEV 2006 START TIME / DEBUT 19:20

Rk	Bib No	Team	Name	Start Time	Rk	Int 1 Rk	Int 2 Rk	Int 3 Rk	Int 4 Rk	Finish Time	Rk	Time Behind	Speed (km/h) (mph)	Rec				
29	28	HUN-1	GYULAI Marton	5.03	=25	17.92	26	27.68	=27	39.07	27	49.24	28	57.25	28	+1.97	128.1	79.6
			PINTER Bertalan	5.03	25	17.92	=25	27.61	25	39.09	27	49.33	28	57.36	28	+1.86	127.5	79.2
Total:											1:54.61	+3.60						

NOTES

In the listing of team names, the pilot is always shown first.

LEGEND

= Equal sign indicates that two or more teams share the same rank

Int Intermediate time

No Number

Rec Record

Rk Rank

SR Start record


TR Track record



BOBSLEIGH
BOBSLEIGH

TWO-MAN
DEUX-HOMMES

AFTER HEAT 2
APRES 2E MANCHE




PERFORMANCE ANALYSIS / ANALYSE DES PERFORMANCES

CESANA PARIOL SAT 18 FEB 2006 / SAM 18 FEV 2006 START TIME / DEBUT 19:20

	Start Record				Track Record			
Time	4.76 sec				55.28 sec			
Date	18 FEB 2006				18 FEB 2006			
NOC Code/ Names	RUS-1	ZOUBKOV Alexandre, VOEVODA Alexey			GER-1	LANGE Andre, KUSKE Kevin		

Rk	Bib No	Team	Name	Start Time	Rk	S-1 Rk	1-2 Rk	2-3 Rk	3-4 Rk	4-F Rk	Finish Time	Rk	Time Behind	Speed (km/h) (mph)						
1	4	GER-1	LANGE Andre	4.81	6	12.58	2	9.47	2	11.00	1	9.79	1	7.63	1	55.28	1	0.00	132.4	82.3
			KUSKE Kevin	4.82	5	12.69	12	9.51	4	11.06	1	9.90	=5	7.75	=4	55.73	4	+0.23	130.9	81.3
				Total:		1:51.01		0.00												
2	6	CAN-1	LUEDERS Pierre	4.78	2	12.62	4	9.52	5	11.10	=6	9.88	5	7.67	2	55.57	5	+0.29	131.7	81.8
			BROWN Lascelles	4.77	1	12.54	1	9.47	1	11.08	=3	9.89	4	7.75	=4	55.50	1	0.00	131.4	81.6
				Total:		1:51.07		+0.06												
3	1	SUI-1	ANNEN Martin	4.79	3	12.59	3	9.51	4	11.07	4	9.87	=3	7.71	=5	55.54	=2	+0.26	131.6	81.7
			HEFTI Beat	4.79	3	12.57	2	9.52	=5	11.10	10	9.92	=8	7.77	10	55.67	2	+0.17	130.8	81.3
				Total:		1:51.21		+0.20												
4	8	GER-2	HOEPFNER Matthias	4.92	=16	12.64	=5	9.48	3	11.02	2	9.82	2	7.68	3	55.56	4	+0.28	132.1	82.1
			KUEHNE Marc	4.95	=16	12.68	=10	9.52	=5	11.07	2	9.86	1	7.74	=2	55.82	6	+0.32	131.3	81.6
				Total:		1:51.38		+0.37												
5	3	RUS-1	ZOUBKOV Alexandre	4.76	1	12.54	1	9.45	1	11.04	3	9.96	=10	7.79	12	55.54	=2	+0.26	130.1	80.8
			VOEVODA Alexey	4.78	2	12.59	3	9.50	=2	11.16	=14	9.98	16	7.84	=17	55.85	9	+0.35	130.3	81.0
				Total:		1:51.39		+0.38												
6	7	USA-1	HAYS Todd	4.80	=4	12.64	=5	9.56	=9	11.10	=6	9.94	=8	7.77	=10	55.81	7	+0.53	130.7	81.2
			JOVANOVIC Pavle	4.83	6	12.62	5	9.52	=5	11.08	=3	9.92	=8	7.75	=4	55.72	3	+0.22	130.8	81.3
				Total:		1:51.53		+0.52												
7	5	SUI-2	RUEEGG Ivo	4.84	8	12.64	=5	9.53	6	11.12	9	9.98	=12	7.74	=7	55.85	8	+0.57	130.4	81.0
			GRAND Cedric	4.85	=7	12.63	6	9.52	=5	11.09	=6	9.90	=5	7.75	=4	55.74	5	+0.24	131.2	81.5
				Total:		1:51.59		+0.58												
8	2	ITA-1	BERTAZZO Simone	4.83	7	12.69	10	9.54	7	11.08	5	9.90	=6	7.74	=7	55.78	6	+0.50	130.9	81.3
			TORCHIO Matteo	4.85	=7	12.70	=13	9.56	13	11.13	11	9.96	=13	7.79	12	55.99	13	+0.49	130.4	81.0
				Total:		1:51.77		+0.76												
9	9	LAT-1	MININS Janis	4.86	9	12.71	=12	9.55	8	11.17	=11	9.94	=8	7.71	=5	55.94	10	+0.66	130.9	81.3
			DREISHKENS Daumants	4.87	=9	12.68	=10	9.52	=5	11.09	=6	9.93	11	7.75	=4	55.84	=7	+0.34	130.7	81.2
				Total:		1:51.78		+0.77												
10	10	AUT-1	STAMPFER Wolfgang	4.96	=19	12.73	17	9.56	=9	11.10	=6	9.87	=3	7.70	4	55.92	9	+0.64	131.6	81.8
			SEELOS Klaus	4.96	19	12.72	15	9.52	=5	11.08	=3	9.91	7	7.75	=4	55.94	11	+0.44	130.7	81.2
				Total:		1:51.86		+0.85												
11	11	CAN-2	DESPRES Serge	4.80	=4	12.67	8	9.67	24	11.21	15	9.98	=12	7.80	=13	56.13	12	+0.85	130.4	81.0
			BISSETT David	4.80	4	12.60	4	9.54	12	11.17	=16	10.00	=17	7.81	15	55.92	10	+0.42	130.0	80.7
				Total:		1:52.05		+1.04												
12	12	GBR-1	JOHNSTON Lee	4.92	=16	12.70	11	9.56	=9	11.19	14	10.01	=15	7.84	18	56.22	15	+0.94	130.0	80.7
			HUMPHRIES Dan	4.89	=11	12.66	8	9.50	=2	11.09	=6	9.92	=8	7.78	11	55.84	=7	+0.34	131.0	81.4
				Total:		1:52.06		+1.05												
13	14	ITA-2	TOSINI Fabrizio	4.87	=10	12.71	=12	9.58	=13	11.17	=11	9.96	=10	7.77	=10	56.06	11	+0.78	130.7	81.2
			ROMANINI Samuele	4.89	=11	12.70	=13	9.53	11	11.14	=12	9.96	=13	7.80	=13	56.02	14	+0.52	130.5	81.1
				Total:		1:52.08		+1.07												


PERFORMANCE ANALYSIS / ANALYSE DES PERFORMANCES

CESANA PARIOL SAT 18 FEB 2006 / SAM 18 FEV 2006 START TIME / DEBUT 19:20


Rk	Bib No	Team	Name	Start Time	Rk	S-1 Rk	1-2 Rk	2-3 Rk	3-4 Rk	4-F Rk	Finish Time	Rk	Time Behind	Speed (km/h)	Speed (mph)					
14	17	USA-2	HOLCOMB Steven	4.87	=10	12.68	9	9.59	16	11.22	16	10.00	14	7.80	=13	56.16	13	+0.88	130.2	80.9
			SCHUFFENHAUER Bill	4.89	=11	12.67	9	9.64	=19	11.14	=12	9.88	=2	7.74	=2	55.96	12	+0.46	131.5	81.7
													Total:	1:52.12	+1.11					
15	25	MON-1	SERVELLE Patrice	5.03	=25	12.81	=22	9.58	=13	11.14	10	9.90	=6	7.75	9	56.21	14	+0.93	131.5	81.7
			BOTTIN Jeremy	5.05	26	12.83	23	9.58	15	11.09	=6	9.88	=2	7.70	1	56.13	15	+0.63	131.7	81.8
													Total:	1:52.34	+1.33					
16	15	AUT-2	LOACKER Juergen	4.91	15	12.71	=12	9.57	12	11.27	22	10.01	=15	7.82	=15	56.29	16	+1.01	130.0	80.8
			KOEHLER Gerhard	4.95	=16	12.75	=17	9.59	16	11.17	=16	9.96	=13	7.80	=13	56.22	16	+0.72	130.6	81.1
													Total:	1:52.51	+1.50					
17	19	CZE-1	DANILEVIC Ivo	4.89	14	12.71	=12	9.64	=19	11.26	=20	10.04	=20	7.86	19	56.40	18	+1.12	129.6	80.5
			GOMOLA Roman	4.90	14	12.75	=17	9.62	18	11.16	=14	9.94	12	7.87	19	56.24	17	+0.74	130.7	81.2
													Total:	1:52.64	+1.63					
18	13	LAT-2	GUTS Gatis	4.88	=12	12.75	18	9.66	23	11.23	17	10.03	19	7.82	=15	56.37	17	+1.09	129.6	80.5
			DICMANIS Intars	4.92	15	12.74	16	9.65	=21	11.23	=18	10.00	=17	7.82	16	56.36	18	+0.86	130.4	81.0
													Total:	1:52.73	+1.72					
19	16	RUS-2	POPOV Evgeny	4.93	18	12.78	19	9.64	=19	11.24	18	10.02	18	7.95	24	56.56	20	+1.28	129.6	80.5
			ORESHNIKOV Roman	4.95	=16	12.76	19	9.61	17	11.23	=18	10.05	21	7.90	=20	56.50	19	+1.00	129.2	80.2
													Total:	1:53.06	+2.05					
20	20	FRA-1	MINGEON Bruno	5.00	24	12.80	21	9.58	=13	11.17	=11	10.04	=20	7.90	22	56.49	19	+1.21	129.3	80.4
			GALBERT Stephane	5.02	24	12.81	21	9.65	=21	11.26	21	10.02	19	7.99	=27	56.75	22	+1.25	129.8	80.6
													Total:	1:53.24	+2.23					
20	18	NED-1	GLAS Arend	4.88	=12	12.72	16	9.62	17	11.36	25	10.18	28	7.94	23	56.70	22	+1.42	128.5	79.8
			JANSMA Sybren	4.87	=9	12.65	7	9.64	=19	11.32	=22	10.11	25	7.95	23	56.54	20	+1.04	129.0	80.1
													Total:	1:53.24	+2.23					
22	22	AUS-1	ROLLESTON Jeremy	4.99	=21	12.81	=22	9.63	18	11.28	23	10.09	23	7.97	26	56.77	23	+1.49	128.4	79.7
			McKENZIE Shane	4.97	20	12.77	20	9.57	14	11.23	=18	10.09	24	7.96	=24	56.59	21	+1.09	128.5	79.8
													Total:	1:53.36	+2.35					
23	27	NZL-1	HENDERSON Alan	4.99	=21	12.83	24	9.70	25	11.25	19	10.01	=15	7.83	17	56.61	21	+1.33	129.8	80.6
			DALLOW Matthew	4.99	=21	12.84	24	9.76	27	11.32	=22	10.04	20	7.84	=17	56.79	23	+1.29	129.6	80.5
													Total:	1:53.40	+2.39					
24	21	ROM-1	ISTRATE Nicolae	4.96	=19	12.79	20	9.65	=21	11.31	24	10.10	24	8.01	=28	56.82	25	+1.54	129.0	80.1
			DUMINICEL Adrian	4.99	=21	12.82	22	9.65	=21	11.33	25	10.12	26	7.99	=27	56.90	24	+1.40	128.4	79.8
													Total:	1:53.72	+2.71					
25	29	SVK-1	JAGNESAK Milan	5.09	29	12.87	26	9.65	=21	11.26	=20	10.06	22	7.88	21	56.81	24	+1.53	129.4	80.4
			RAJEK Viktor	5.15	29	12.89	=25	9.79	28	11.32	=22	10.07	=22	7.90	=20	57.12	27	+1.62	129.0	80.1
													Total:	1:53.93	+2.92					
26	23	JPN-1	KIYOKAWA Suguru	5.05	28	12.90	=28	9.73	27	11.41	29	10.22	29	7.96	25	57.27	29	+1.99	127.7	79.4
			KOBAYASHI Ryuichi	5.07	28	12.90	28	9.68	24	11.36	27	10.07	=22	7.94	22	57.02	25	+1.52	129.3	80.3
													Total:	1:54.29	+3.28					
27	26	ROM-2	ILIESCU Mihai	5.03	=25	12.90	=28	9.78	29	11.40	=27	10.12	=25	7.99	27	57.22	27	+1.94	128.9	80.1
			BARTHA Levente Andrei	5.06	27	12.89	=25	9.70	26	11.34	26	10.14	27	7.96	=24	57.09	26	+1.59	128.6	79.9
													Total:	1:54.31	+3.30					
28	24	CZE-2	VESELY Milos	4.99	=21	12.84	25	9.71	26	11.40	=27	10.12	=25	7.87	20	56.93	26	+1.65	128.6	79.9
			KOBIAN Jan	5.01	23	12.91	29	9.89	29	11.49	29	10.21	28	7.98	26	57.49	29	+1.99	127.5	79.2
													Total:	1:54.42	+3.41					



BOBSLEIGH
BOBSLEIGH

TWO-MAN
DEUX-HOMMES

AFTER HEAT 2
APRES 2E MANCHE



PERFORMANCE ANALYSIS / ANALYSE DES PERFORMANCES

CESANA PARIOL SAT 18 FEB 2006 / SAM 18 FEV 2006 START TIME / DEBUT 19:20

Rk	Bib No	Team	Name	Start Time	Rk	S-1 Rk	1-2 Rk	2-3 Rk	3-4 Rk	4-F Rk	Finish Time	Rk	Time Behind	Speed (km/h)	(mph)					
29	28	HUN-1	GYULAI Marton	5.03	=25	12.89	27	9.76	28	11.39	26	10.17	27	8.01	=28	57.25	28	+1.97	128.1	79.6
			PINTER Bertalan	5.03	25	12.89	=25	9.69	25	11.48	28	10.24	29	8.03	29	57.36	28	+1.86	127.5	79.2
Total:												1:54.61		+3.60						


NOTES

In the listing of team names, the pilot is always shown first.

LEGEND

= Equal sign indicates that two or more teams share the same rank
 1-2 Segment: 1st to 2nd intermediate point 2-3 Segment: 2nd to 3rd intermediate point 3-4 Segment: 3rd to 4th intermediate point 4-F Segment: 4th intermediate point to finish
 No Number Rk Rank S-1 Segment: Start to 1st intermediate point SR Start record
 TR Track record





COMPETITION DATA / DONNÉES DE COMPÉTITION

CESANA PARIOL SAT 18 FEB 2006 / SAM 18 FEV 2006

Participating Teams									
AUS (1)	AUT (2)	CAN (2)	CZE (2)	FRA (1)	GBR (1)	GER (2)	HUN (1)	ITA (2)	JPN (1)
LAT (2)	MON (1)	NED (1)	NZL (1)	ROM (2)	RUS (2)	SUI (2)	SVK (1)	USA (2)	

Records Prior to the Games			
	Start Record		Track Record
Time	4.77		56.55
Date	22 JAN 2005		22 JAN 2005
NOC Code/ Names	CAN	LUEDERS Pierre, BROWN Lascalles	SUI ANNEN Martin, HEFTI Beat

New Track Records				
Team	Crew	Start Record	Track Record	Heat Number
SUI-1	ANNEN Martin, HEFTI Beat		=55.54	1
RUS-1	ZOUBKOV Alexandre, VOEVODA Alexey	4.76		1
RUS-1	ZOUBKOV Alexandre, VOEVODA Alexey		=55.54	1
GER-1	LANGE Andre, KUSKE Kevin		55.28	1

Weather Conditions											
	17:30	17:45	18:00	18:15	18:30	19:00	19:30	19:45	20:00	20:15	
Overall Weather Conditions	mdcy	mdcy	pc	pc	pc	Clear	Clear	pc	Cloudy	Cloudy	
Air Temperature (°C/F)	-0.3/31	-0.9/30	-1.8/28	-1.5/29	-1.8/28	-2.3/27	-2/28	-1.4/29	-1.6/29	-1.6/29	
Ice Temperature (°C/F)	-3.9/24	-3.9/24	-4.3/24	-4.3/24	-4.7/23	-4.7/23	-4.9/23	-4.9/23	-5.2/22	-5.7/22	
Humidity	59	64	72	66	68	73	74	67	67	69	
Wind Direction	SW	W	SE	S	SE	S	S	S	S	SW	
Wind Speed (m/s)	1.6	0.9	0.4	0.7	1.1	0.7	1.3	0.8	0.6	3.1	
Precipitation Accumulation (cm/in per hour)	/	/	/	/	/	/	/	/	/	/	

Jury Decisions									
Explanation	Heat:	Bib:	Team	Heat:	Bib:	Team	Heat:	Bib:	Team
			None						

List of Officials			
FIBT President	STOREY Robert	FIBT Secretary General	GARDELLA Ermanno
Technical Delegate	DAL FABBRO Corrado	Technical Delegate	TRACHSEL Hans Joerg
President of the Jury	SCHULTE Manfred	Member of the Jury	MATTLI Jos
Member of the Jury	CARLINO Anthony	Jury Assistant	FRANK Johann Michael
Jury Assistant	MORIN Benoit P	Race Director	WERTH Georg
Technical Official	CUNEO Robert Charles	Technical Official	NITSCH Michael
Technical Official	FERRIS Monty	Technical Official	BUSSE James Robert
Technical Official	GIGACHER Hermann	Physician	McDONAGH David

NOTES

In the listing of team names, the pilot is always shown first.

LEGEND

= Equal sign indicates that the record was equalled by another team

mdcy Mostly cloudy


pc Partly cloudy

SE South-East

S South

SW South-West


W West


START LIST / LISTE DE DÉPART

CESANA PARIOL SUN 19 FEB 2006 / DIM 19 FEV 2006 START TIME / DEBUT 17:30

	Start Record		Track Record	
Time	4.76 sec		55.28 sec	
Date	18 FEB 2006		18 FEB 2006	
NOC Code/ Names	RUS-1	ZOUBKOV Alexandre, VOEVODA Alexey	GER-1	LANGE Andre, KUSKE Kevin

Start Order	Bib No	Team	Name	Start Time	Time	Total Time Behind	Rk	Start Time	Int 1	Int 2	Int 3	Int 4	Finish Time	Total Time
1	10	AUT-1	STAMPFER Wolfgang	4.96	55.92	1:51.86	10							
			SEELOS Klaus	4.96	55.94	+0.85								
2	9	LAT-1	MININS Janis	4.86	55.94	1:51.78	9							
			DREISHKENS Daumants	4.87	55.84	+0.77								
3	8	GER-2	HOEPFNER Matthias	4.92	55.56	1:51.38	4							
			KUEHNE Marc	4.95	55.82	+0.37								
4	7	USA-1	HAYS Todd	4.80	55.81	1:51.53	6							
			JOVANOVIC Pavle	4.83	55.72	+0.52								
5	6	CAN-1	LUEDERS Pierre	4.78	55.57	1:51.07	2							
			BROWN Lascalles	4.77	55.50	+0.06								
6	5	SUI-2	RUEEGG Ivo	4.84	55.85	1:51.59	7							
			GRAND Cedric	4.85	55.74	+0.58								
7	4	GER-1	LANGE Andre	4.81	55.28	1:51.01	1							
			KUSKE Kevin	4.82	55.73	0.00								
8	3	RUS-1	ZOUBKOV Alexandre	4.76	55.54	1:51.39	5							
			VOEVODA Alexey	4.78	55.85	+0.38								
9	2	ITA-1	BERTAZZO Simone	4.83	55.78	1:51.77	8							
			TORCHIO Matteo	4.85	55.99	+0.76								
10	1	SUI-1	ANNEN Martin	4.79	55.54	1:51.21	3							
			HEFTI Beat	4.79	55.67	+0.20								
11	20	FRA-1	MINGEON Bruno	5.00	56.49	1:53.24	=20							
			GALBERT Stephane	5.02	56.75	+2.23								
12	19	CZE-1	DANILEVIC Ivo	4.89	56.40	1:52.64	17							
			GOMOLA Roman	4.90	56.24	+1.63								
13	18	NED-1	GLAS Arend	4.88	56.70	1:53.24	=20							
			JANSMA Sybren	4.87	56.54	+2.23								
14	17	USA-2	HOLCOMB Steven	4.87	56.16	1:52.12	14							
			SCHUFFENHAUER Bill	4.89	55.96	+1.11								
15	16	RUS-2	POPOV Evgeny	4.93	56.56	1:53.06	19							
			ORESHNIKOV Roman	4.95	56.50	+2.05								
16	15	AUT-2	LOACKER Juergen	4.91	56.29	1:52.51	16							
			KOEHLER Gerhard	4.95	56.22	+1.50								
17	14	ITA-2	TOSINI Fabrizio	4.87	56.06	1:52.08	13							
			ROMANINI Samuele	4.89	56.02	+1.07								
18	13	LAT-2	GUTS Gatis	4.88	56.37	1:52.73	18							
			DICMANIS Intars	4.92	56.36	+1.72								


START LIST / LISTE DE DÉPART

CESANA PARIOL SUN 19 FEB 2006 / DIM 19 FEV 2006 START TIME / DEBUT 17:30

Start Order	Bib No	Team	Name	Start Time	Time	Total Time Behind	Rk	Start Time	Int 1	Int 2	Int 3	Int 4	Finish Time	Total Time
19	12	GBR-1	JOHNSTON Lee	4.92	56.22	1:52.06	12							
			HUMPHRIES Dan	4.89	55.84	+1.05								
20	11	CAN-2	DESPRES Serge	4.80	56.13	1:52.05	11							
			BISSETT David	4.80	55.92	+1.04								
21	25	MON-1	SERVELLE Patrice	5.03	56.21	1:52.34	15							
			BOTTIN Jeremy	5.05	56.13	+1.33								
22	24	CZE-2	VESELY Milos	4.99	56.93	1:54.42	28							
			KOBIAN Jan	5.01	57.49	+3.41								
23	23	JPN-1	KIYOKAWA Suguru	5.05	57.27	1:54.29	26							
			KOBAYASHI Ryuichi	5.07	57.02	+3.28								
24	22	AUS-1	ROLLESTON Jeremy	4.99	56.77	1:53.36	22							
			McKENZIE Shane	4.97	56.59	+2.35								
25	21	ROM-1	ISTRATE Nicolae	4.96	56.82	1:53.72	24							
			DUMINICEL Adrian	4.99	56.90	+2.71								
26	29	SVK-1	JAGNESAK Milan	5.09	56.81	1:53.93	25							
			RAJEK Viktor	5.15	57.12	+2.92								
27	28	HUN-1	GYULAI Marton	5.03	57.25	1:54.61	29							
			PINTER Bertalan	5.03	57.36	+3.60								
28	27	NZL-1	HENDERSON Alan	4.99	56.61	1:53.40	23							
			DALLOW Matthew	4.99	56.79	+2.39								
29	26	ROM-2	ILIESCU Mihai	5.03	57.22	1:54.31	27							
			BARTHA Levente Andrei	5.06	57.09	+3.30								

NOTES

In the listing of team names, the pilot is always shown first.

LEGEND

= Equal sign indicates that two or more teams share the same rank


Int Intermediate time

No Number

Rk Rank

SR Start record


TR Track record


RESULTS / RÉSULTATS

CESANA PARIOL SUN 19 FEB 2006 / DIM 19 FEV 2006 START TIME / DEBUT 17:30


		Start Record				Track Record			
Time		4.76 sec				55.28 sec			
Date		18 FEB 2006				18 FEB 2006			
NOC Code/ Names		RUS-1 ZOUBKOV Alexandre, VOEVODA Alexey				GER-1 LANGE Andre, KUSKE Kevin			

Rk	Bib No	Team	Name	Start Time	Rk	Int 1 Rk	Int 2 Rk	Int 3 Rk	Int 4 Rk	Finish Time	Rk	Time Behind	Speed (km/h) (mph)	Rec				
1	4	GER-1	LANGE Andre	4.81	6	17.39	3	26.86	2	37.86	2	47.65	1	55.28	1	0.00	132.4	82.3 TR
			KUSKE Kevin	4.82	5	17.51	7	27.02	7	38.08	5	47.98	4	55.73	4	+0.23	130.9	81.3
				4.83	=3	17.57	=4	27.14	4	38.29	3	48.22	1	56.01	1	0.00	130.6	81.1
				Total:				2:47.02				0.00						
2	6	CAN-1	LUEDERS Pierre	4.78	2	17.40	4	26.92	4	38.02	4	47.90	5	55.57	5	+0.29	131.7	81.8
			BROWN Lascelles	4.77	1	17.31	1	26.78	1	37.86	1	47.75	1	55.50	1	0.00	131.4	81.6
				4.82	2	17.50	2	27.09	2	38.28	2	48.27	2	56.11	2	+0.10	129.8	80.6
				Total:				2:47.18				+0.16						
3	1	SUI-1	ANNEN Martin	4.79	3	17.38	2	26.89	3	37.96	3	47.83	3	55.54	=2	+0.26	131.6	81.7
			HEFTI Beat	4.79	3	17.36	2	26.88	3	37.98	2	47.90	2	55.67	2	+0.17	130.8	81.3
				4.80	1	17.49	1	27.10	3	38.31	4	48.33	4	56.18	5	+0.17	129.6	80.5
				Total:				2:47.39				+0.37						
4	3	RUS-1	ZOUBKOV Alexandre	4.76	1	17.30	1	26.75	1	37.79	1	47.75	2	55.54	=2	+0.26	130.1	80.8 SR
			VOEVODA Alexey	4.78	2	17.37	3	26.87	2	38.03	3	48.01	6	55.85	9	+0.35	130.3	81.0
				4.84	5	17.53	3	27.08	1	38.26	1	48.28	3	56.12	3	+0.11	129.7	80.6
				Total:				2:47.51				+0.49						
5	8	GER-2	HOEPFNER Matthias	4.92	=16	17.56	10	27.04	7	38.06	5	47.88	4	55.56	4	+0.28	132.1	82.1
			KUEHNE Marc	4.95	=16	17.63	14	27.15	12	38.22	10	48.08	8	55.82	6	+0.32	131.3	81.6
				4.97	=17	17.79	14	27.37	11	38.48	7	48.43	6	56.24	6	+0.23	130.3	81.0
				Total:				2:47.62				+0.60						
6	7	USA-1	HAYS Todd	4.80	=4	17.44	5	27.00	5	38.10	6	48.04	=6	55.81	7	+0.53	130.7	81.2
			JOVANOVIC Pavie	4.83	6	17.45	5	26.97	5	38.05	4	47.97	3	55.72	3	+0.22	130.8	81.3
				4.86	6	17.62	6	27.24	=5	38.47	6	48.48	7	56.31	7	+0.30	129.7	80.6
				Total:				2:47.84				+0.82						
7	9	LAT-1	MININS Janis	4.86	9	17.57	11	27.12	9	38.29	9	48.23	10	55.94	10	+0.66	130.9	81.3
			DREISHKENS Daumants	4.87	=9	17.55	=9	27.07	9	38.16	9	48.09	9	55.84	=7	+0.34	130.7	81.2
				4.89	9	17.68	=8	27.28	=8	38.42	5	48.35	5	56.16	4	+0.15	130.5	81.1
				Total:				2:47.94				+0.92						
8	5	SUI-2	RUEEGG Ivo	4.84	8	17.48	7	27.01	6	38.13	7	48.11	8	55.85	8	+0.57	130.4	81.0
			GRAND Cedric	4.85	=7	17.48	6	27.00	6	38.09	6	47.99	5	55.74	5	+0.24	131.2	81.5
				4.88	=7	17.68	=8	27.28	=8	38.53	9	48.55	9	56.37	8	+0.36	129.7	80.6
				Total:				2:47.96				+0.94						
9	2	ITA-1	BERTAZZO Simone	4.83	7	17.52	8	27.06	8	38.14	8	48.04	=6	55.78	6	+0.50	130.9	81.3
			TORCHIO Matteo	4.85	=7	17.55	=9	27.11	10	38.24	11	48.20	12	55.99	13	+0.49	130.4	81.0
				4.90	=10	17.65	7	27.24	=5	38.49	8	48.54	8	56.43	9	+0.42	129.3	80.3
				Total:				2:48.20				+1.18						
10	10	AUT-1	STAMPFER Wolfgang	4.96	=19	17.69	18	27.25	17	38.35	=11	48.22	9	55.92	9	+0.64	131.6	81.8
			SEELOS Klaus	4.96	19	17.68	17	27.20	=14	38.28	13	48.19	11	55.94	11	+0.44	130.7	81.2
				5.00	=20	17.86	20	27.53	=17	38.78	12	48.76	=10	56.57	10	+0.56	130.1	80.8
				Total:				2:48.43				+1.41						


RESULTS / RÉSULTATS

CESANA PARIOL SUN 19 FEB 2006 / DIM 19 FEV 2006 START TIME / DEBUT 17:30

Rk	Bib No	Team	Name	Start Time	Rk	Int 1 Rk	Int 2 Rk	Int 3 Rk	Int 4 Rk	Finish Time	Rk	Time Behind	Speed (km/h) (mph)	Rec				
11	11	CAN-2	DESPRES Serge	4.80	=4	17.47	6	27.14	=10	38.35	=11	48.33	12	56.13	12	+0.85	130.4	81.0
			BISSETT David	4.80	4	17.40	4	26.94	4	38.11	7	48.11	10	55.92	10	+0.42	130.0	80.7
				4.83	=3	17.57	=4	27.26	7	38.60	10	48.76	=10	56.69	12	+0.68	128.1	79.6
												Total:	2:48.74	+1.72				
12	14	ITA-2	TOSINI Fabrizio	4.87	=10	17.58	12	27.16	12	38.33	10	48.29	11	56.06	11	+0.78	130.7	81.2
			ROMANINI Samuele	4.89	=11	17.59	13	27.12	11	38.26	12	48.22	=13	56.02	14	+0.52	130.5	81.1
				4.90	=10	17.74	=12	27.44	=12	38.80	=13	48.99	14	56.93	13	+0.92	127.8	79.4
												Total:	2:49.01	+1.99				
12	25	MON-1	SERVELLE Patrice	5.03	=25	17.84	25	27.42	22	38.56	19	48.46	15	56.21	14	+0.93	131.5	81.7
			BOTTIN Jeremy	5.05	26	17.88	24	27.46	=21	38.55	=20	48.43	17	56.13	15	+0.63	131.7	81.8
				5.06	26	17.96	23	27.61	=21	38.85	17	48.86	12	56.67	11	+0.66	130.0	80.8
												Total:	2:49.01	+1.99				
14	17	USA-2	HOLCOMB Steven	4.87	=10	17.55	9	27.14	=10	38.36	13	48.36	13	56.16	13	+0.88	130.2	80.9
			SCHUFFENHAUER Bill	4.89	=11	17.56	12	27.20	=14	38.34	14	48.22	=13	55.96	12	+0.46	131.5	81.7
				4.90	=10	17.72	11	27.44	=12	38.83	16	49.07	18	57.05	=17	+1.04	127.1	79.0
												Total:	2:49.17	+2.15				
15	12	GBR-1	JOHNSTON Lee	4.92	=16	17.62	=15	27.18	13	38.37	14	48.38	14	56.22	15	+0.94	130.0	80.7
			HUMPHRIES Dan	4.89	=11	17.55	=9	27.05	8	38.14	8	48.06	7	55.84	=7	+0.34	131.0	81.4
				4.92	14	17.82	17	27.57	20	38.98	22	49.20	22	57.20	21	+1.19	127.1	78.9
												Total:	2:49.26	+2.24				
16	15	AUT-2	LOACKER Juergen	4.91	15	17.62	=15	27.19	14	38.46	15	48.47	16	56.29	16	+1.01	130.0	80.8
			KOEHLER Gerhard	4.95	=16	17.70	18	27.29	17	38.46	16	48.42	16	56.22	16	+0.72	130.6	81.1
				4.97	=17	17.81	16	27.47	15	38.80	=13	49.03	=15	57.07	19	+1.06	126.6	78.7
												Total:	2:49.58	+2.56				
17	19	CZE-1	DANILEVIC Ivo	4.89	14	17.60	=13	27.24	16	38.50	16	48.54	17	56.40	18	+1.12	129.6	80.5
			GOMOLA Roman	4.90	14	17.65	15	27.27	16	38.43	15	48.37	15	56.24	17	+0.74	130.7	81.2
				4.91	13	17.74	=12	27.45	14	38.80	=13	49.03	=15	56.99	16	+0.98	127.0	78.9
												Total:	2:49.63	+2.61				
18	13	LAT-2	GUTS Gatis	4.88	=12	17.63	17	27.29	18	38.52	17	48.55	18	56.37	17	+1.09	129.6	80.5
			DICMANIS Intars	4.92	15	17.66	16	27.31	=18	38.54	=18	48.54	18	56.36	18	+0.86	130.4	81.0
				4.95	=15	17.80	15	27.53	=17	38.88	18	49.10	19	57.05	=17	+1.04	127.6	79.3
												Total:	2:49.78	+2.76				
19	16	RUS-2	POPOV Evgeny	4.93	18	17.71	19	27.35	19	38.59	21	48.61	20	56.56	20	+1.28	129.6	80.5
			ORESHNIKOV Roman	4.95	=16	17.71	19	27.32	20	38.55	=20	48.60	20	56.50	19	+1.00	129.2	80.2
				4.97	=17	17.85	19	27.55	19	38.90	19	49.04	17	56.98	15	+0.97	128.1	79.6
												Total:	2:50.04	+3.02				
20	18	NED-1	GLAS Arend	4.88	=12	17.60	=13	27.22	15	38.58	20	48.76	21	56.70	22	+1.42	128.5	79.8
			JANSMA Sybren	4.87	=9	17.52	8	27.16	13	38.48	17	48.59	19	56.54	20	+1.04	129.0	80.1
				4.88	=7	17.69	10	27.34	10	38.72	11	48.95	13	56.95	14	+0.94	127.5	79.2
												Total:	2:50.19	+3.17				
21	20	FRA-1	MINGEON Bruno	5.00	24	17.80	=21	27.38	20	38.55	18	48.59	19	56.49	19	+1.21	129.3	80.4
			GALBERT Stephane	5.02	24	17.83	=22	27.48	23	38.74	22	48.76	22	56.75	22	+1.25	129.8	80.6
				5.03	24	17.93	22	27.63	23	38.95	21	49.11	20	57.11	20	+1.10	127.9	79.4
												Total:	2:50.35	+3.33				



RESULTS / RÉSULTATS

CESANA PARIOL SUN 19 FEB 2006 / DIM 19 FEV 2006 START TIME / DEBUT 17:30

Rk	Bib No	Team	Name	Start Time	Rk	Int 1 Rk	Int 2 Rk	Int 3 Rk	Int 4 Rk	Finish Time	Rk	Time Behind	Speed (km/h) (mph)	Rec				
22	22	AUS-1	ROLLESTON Jeremy	4.99	=21	17.80	=21	27.43	23	38.71	=22	48.80	23	56.77	23	+1.49	128.4	79.7
			MCKENZIE Shane	4.97	20	17.74	20	27.31	=18	38.54	=18	48.63	21	56.59	21	+1.09	128.5	79.8
				4.95	=15	17.84	18	27.52	16	38.91	20	49.15	21	57.22	22	+1.21	127.0	78.9
				Total:		2:50.58		+3.56										
23	27	NZL-1	HENDERSON Alan	4.99	=21	17.82	23	27.52	24	38.77	24	48.78	22	56.61	21	+1.33	129.8	80.6
			DALLOW Matthew	4.99	=21	17.83	=22	27.59	24	38.91	24	48.95	24	56.79	23	+1.29	129.6	80.5
				5.01	=22	18.02	24	27.84	25	39.29	24	49.47	23	57.46	23	+1.45	127.8	79.4
				Total:		2:50.86		+3.84										
24	21	ROM-1	ISTRATE Nicolae	4.96	=19	17.75	20	27.40	21	38.71	=22	48.81	24	56.82	25	+1.54	129.0	80.1
			DUMINICEL Adrian	4.99	=21	17.81	21	27.46	=21	38.79	23	48.91	23	56.90	24	+1.40	128.4	79.8
				5.00	=20	17.87	21	27.61	=21	39.18	23	49.51	24	57.65	25	+1.64	126.3	78.4
				Total:		2:51.37		+4.35										
25	29	SVK-1	JAGNESAK Milan	5.09	29	17.96	29	27.61	26	38.87	25	48.93	25	56.81	24	+1.53	129.4	80.4
			RAJEK Viktor	5.15	29	18.04	29	27.83	29	39.15	28	49.22	27	57.12	27	+1.62	129.0	80.1
				5.14	29	18.13	27	27.87	26	39.32	26	49.66	26	57.81	26	+1.80	125.8	78.1
				Total:		2:51.74		+4.72										
26	26	ROM-2	ILIESCU Mihai	5.03	=25	17.93	27	27.71	29	39.11	29	49.23	27	57.22	27	+1.94	128.9	80.1
			BARTHA Levente Andrei	5.06	27	17.95	27	27.65	=26	38.99	25	49.13	26	57.09	26	+1.59	128.6	79.9
				5.05	25	18.04	25	27.83	24	39.30	25	49.56	25	57.63	24	+1.62	127.2	79.0
				Total:		2:51.94		+4.92										
27	23	JPN-1	KIYOKAWA Suguru	5.05	28	17.95	28	27.68	=27	39.09	28	49.31	29	57.27	29	+1.99	127.7	79.4
			KOBAYASHI Ryuichi	5.07	28	17.97	28	27.65	=26	39.01	26	49.08	25	57.02	25	+1.52	129.3	80.3
				5.08	27	18.14	28	27.97	27	39.46	27	49.78	27	57.90	27	+1.89	126.5	78.6
				Total:		2:52.19		+5.17										
28	24	CZE-2	VESELY Milos	4.99	=21	17.83	24	27.54	25	38.94	26	49.06	26	56.93	26	+1.65	128.6	79.9
			KOBIAN Jan	5.01	23	17.92	=25	27.81	28	39.30	29	49.51	29	57.49	29	+1.99	127.5	79.2
				5.01	=22	18.06	26	27.99	28	39.65	28	50.10	28	58.28	28	+2.27	124.9	77.6
				Total:		2:52.70		+5.68										
29	28	HUN-1	GYULAI Marton	5.03	=25	17.92	26	27.68	=27	39.07	27	49.24	28	57.25	28	+1.97	128.1	79.6
			PINTER Bertalan	5.03	25	17.92	=25	27.61	25	39.09	27	49.33	28	57.36	28	+1.86	127.5	79.2
				5.10	28	18.17	29	28.02	29	39.70	29	50.16	29	58.40	29	+2.39	124.8	77.5
				Total:		2:53.01		+5.99										

NOTES

In the listing of team names, the pilot is always shown first.

LEGEND

= Equal sign indicates that two or more teams share the same rank

Int Intermediate time

No Number

Rec Record

Rk Rank

SR Start record


TR Track record



BOBSLEIGH
BOBSLEIGH

TWO-MAN
DEUX-HOMMES

HEAT 4
4E MANCHE




START LIST / LISTE DE DÉPART

CESANA PARIOL SUN 19 FEB 2006 / DIM 19 FEV 2006 START TIME / DEBUT 19:20

	Start Record		Track Record	
Time	4.76 sec		55.28 sec	
Date	18 FEB 2006		18 FEB 2006	
NOC Code/ Names	RUS-1	ZOUBKOV Alexandre, VOEVODA Alexey	GER-1	LANGE Andre, KUSKE Kevin

Start Order	Bib No	Team	Name	Start Time	Time	Total Time Behind	Rk	Start Time	Int 1	Int 2	Int 3	Int 4	Finish Time	Total Time
1	18	NED-1	GLAS Arend	4.88	56.70	2:50.19	20							
			JANSMA Sybren	4.87	56.54	+3.17								
				4.88	56.95									
2	16	RUS-2	POPOV Evgeny	4.93	56.56	2:50.04	19							
			ORESHNIKOV Roman	4.95	56.50	+3.02								
				4.97	56.98									
3	13	LAT-2	GUTS Gatis	4.88	56.37	2:49.78	18							
			DICMANIS Intars	4.92	56.36	+2.76								
				4.95	57.05									
4	19	CZE-1	DANILEVIC Ivo	4.89	56.40	2:49.63	17							
			GOMOLA Roman	4.90	56.24	+2.61								
				4.91	56.99									
5	15	AUT-2	LOACKER Juergen	4.91	56.29	2:49.58	16							
			KOEHLER Gerhard	4.95	56.22	+2.56								
				4.97	57.07									
6	12	GBR-1	JOHNSTON Lee	4.92	56.22	2:49.26	15							
			HUMPHRIES Dan	4.89	55.84	+2.24								
				4.92	57.20									
7	17	USA-2	HOLCOMB Steven	4.87	56.16	2:49.17	14							
			SCHUFFENHAUER Bill	4.89	55.96	+2.15								
				4.90	57.05									
8	25	MON-1	SERVELLE Patrice	5.03	56.21	2:49.01	=12							
			BOTTIN Jeremy	5.05	56.13	+1.99								
				5.06	56.67									
9	14	ITA-2	TOSINI Fabrizio	4.87	56.06	2:49.01	=12							
			ROMANINI Samuele	4.89	56.02	+1.99								
				4.90	56.93									
10	11	CAN-2	DESPRES Serge	4.80	56.13	2:48.74	11							
			BISSETT David	4.80	55.92	+1.72								
				4.83	56.69									
11	10	AUT-1	STAMPFER Wolfgang	4.96	55.92	2:48.43	10							
			SEELOS Klaus	4.96	55.94	+1.41								
				5.00	56.57									
12	2	ITA-1	BERTAZZO Simone	4.83	55.78	2:48.20	9							
			TORCHIO Matteo	4.85	55.99	+1.18								
				4.90	56.43									
13	5	SUI-2	RUEEGG Ivo	4.84	55.85	2:47.96	8							
			GRAND Cedric	4.85	55.74	+0.94								
				4.88	56.37									


START LIST / LISTE DE DÉPART

CESANA PARIOL SUN 19 FEB 2006 / DIM 19 FEV 2006 START TIME / DEBUT 19:20

Start Order	Bib No	Team	Name	Start Time	Time	Total Time Behind	Rk	Start Time	Int 1	Int 2	Int 3	Int 4	Finish Time	Total Time
14	9	LAT-1	MININS Janis	4.86	55.94	2:47.94	7							
			DREISHKENS Daumants	4.87	55.84	+0.92								
				4.89	56.16									
15	7	USA-1	HAYS Todd	4.80	55.81	2:47.84	6							
			JOVANOVIC Pavle	4.83	55.72	+0.82								
				4.86	56.31									
16	8	GER-2	HOEPFNER Matthias	4.92	55.56	2:47.62	5							
			KUEHNE Marc	4.95	55.82	+0.60								
				4.97	56.24									
17	3	RUS-1	ZOUBKOV Alexandre	4.76	55.54	2:47.51	4							
			VOEVODA Alexey	4.78	55.85	+0.49								
				4.84	56.12									
18	1	SUI-1	ANNEN Martin	4.79	55.54	2:47.39	3							
			HEFTI Beat	4.79	55.67	+0.37								
				4.80	56.18									
19	6	CAN-1	LUEDERS Pierre	4.78	55.57	2:47.18	2							
			BROWN Lascelles	4.77	55.50	+0.16								
				4.82	56.11									
20	4	GER-1	LANGE Andre	4.81	55.28	2:47.02	1							
			KUSKE Kevin	4.82	55.73	0.00								
				4.83	56.01									

NOTES

In the listing of team names, the pilot is always shown first.

LEGEND

= Equal sign indicates that two or more teams share the same rank


Int Intermediate time

No Number

Rk Rank

SR Start record


TR Track record


OFFICIAL RESULTS / RÉSULTATS OFFICIELS

CESANA PARIOL SUN 19 FEB 2006 / DIM 19 FEV 2006

		Start Record	Track Record
Time		4.76 sec	55.28 sec
Date		18 FEB 2006	18 FEB 2006
NOC Code/ Names	RUS-1	ZOUBKOV Alexandre, VOEVODA Alexey	GER-1 LANGE Andre, KUSKE Kevin


Rk	Bib No	Team	Name	Start Time	Rk	Int 1 Rk	Int 2 Rk	Int 3 Rk	Int 4 Rk	Finish Time	Rk	Time Behind	Speed (km/h) (mph)	Rec				
1	4	GER-1	LANGE Andre	4.81	6	17.39	3	26.86	2	37.86	2	47.65	1	55.28	1	0.00	132.4	82.3 TR
			KUSKE Kevin	4.82	5	17.51	7	27.02	7	38.08	5	47.98	4	55.73	4	+0.23	130.9	81.3
				4.83	=3	17.57	=4	27.14	4	38.29	3	48.22	1	56.01	1	0.00	130.6	81.1
				4.84	=5	17.54	4	27.15	4	38.42	=2	48.49	2	56.36	2	+0.02	129.2	80.2
												Total:	3:43.38	0.00				
2	6	CAN-1	LUEDERS Pierre	4.78	2	17.40	4	26.92	4	38.02	4	47.90	5	55.57	5	+0.29	131.7	81.8
			BROWN Lascalles	4.77	1	17.31	1	26.78	1	37.86	1	47.75	1	55.50	1	0.00	131.4	81.6
				4.82	2	17.50	2	27.09	2	38.28	2	48.27	2	56.11	2	+0.10	129.8	80.6
				4.79	=1	17.50	2	27.13	=2	38.42	=2	48.51	3	56.41	3	+0.07	129.0	80.1
												Total:	3:43.59	+0.21				
3	1	SUI-1	ANNEN Martin	4.79	3	17.38	2	26.89	3	37.96	3	47.83	3	55.54	=2	+0.26	131.6	81.7
			HEFTI Beat	4.79	3	17.36	2	26.88	3	37.98	2	47.90	2	55.67	2	+0.17	130.8	81.3
				4.80	1	17.49	1	27.10	3	38.31	4	48.33	4	56.18	5	+0.17	129.6	80.5
				4.79	=1	17.42	1	27.06	1	38.35	1	48.43	1	56.34	1	0.00	129.1	80.2
												Total:	3:43.73	+0.35				
4	3-RUS-1		ZOUBKOV Alexandre	4.76	1	17.30	1	26.75	1	37.79	1	47.75	2	55.54	=2	+0.26	130.1	80.8 SR
			VOEVODA Alexey	4.78	2	17.37	3	26.87	2	38.03	3	48.01	6	55.85	9	+0.35	130.3	81.0
				4.84	5	17.53	3	27.08	1	38.26	1	48.28	3	56.12	3	+0.11	129.7	80.6
				4.81	3	17.51	3	27.13	=2	38.42	=2	48.55	4	56.49	4	+0.15	128.5	79.8
												Total:	3:44.00	+0.62				
5	8	GER-2	HOEPFNER Matthias	4.92	=16	17.56	10	27.04	7	38.06	5	47.88	4	55.56	4	+0.28	132.1	82.1
			KUEHNE Marc	4.95	=16	17.63	14	27.15	12	38.22	10	48.08	8	55.82	6	+0.32	131.3	81.6
				4.97	=17	17.79	14	27.37	11	38.48	7	48.43	6	56.24	6	+0.23	130.3	81.0
				4.97	15	17.77	14	27.41	=11	38.69	7	48.76	6	56.63	5	+0.29	129.2	80.3
												Total:	3:44.25	+0.87				
6	9	LAT-1	MININS Janis	4.86	9	17.57	11	27.12	9	38.29	9	48.23	10	55.94	10	+0.66	130.9	81.3
			DREISHKENS Daumants	4.87	=9	17.55	=9	27.07	9	38.16	9	48.09	9	55.84	=7	+0.34	130.7	81.2
				4.89	9	17.68	=8	27.28	=8	38.42	5	48.35	5	56.16	4	+0.15	130.5	81.1
				4.87	8	17.68	8	27.33	7	38.62	6	48.74	5	56.69	6	+0.35	128.4	79.8
												Total:	3:44.63	+1.25				
7	7	USA-1	HAYS Todd	4.80	=4	17.44	5	27.00	5	38.10	6	48.04	=6	55.81	7	+0.53	130.7	81.2
			JOVANOVIC Pavle	4.83	6	17.45	5	26.97	5	38.05	4	47.97	3	55.72	3	+0.22	130.8	81.3
				4.86	6	17.62	6	27.24	=5	38.47	6	48.48	7	56.31	7	+0.30	129.7	80.6
				4.84	=5	17.60	6	27.31	6	38.70	8	48.89	8	56.88	7	+0.54	127.8	79.4
												Total:	3:44.72	+1.34				
8	5	SUI-2	RUEEGG Ivo	4.84	8	17.48	7	27.01	6	38.13	7	48.11	8	55.85	8	+0.57	130.4	81.0
			GRAND Cedric	4.85	=7	17.48	6	27.00	6	38.09	6	47.99	5	55.74	5	+0.24	131.2	81.5
				4.88	=7	17.68	=8	27.28	=8	38.53	9	48.55	9	56.37	8	+0.36	129.7	80.6
				4.88	=9	17.70	10	27.39	10	38.76	10	48.93	9	56.90	=8	+0.56	127.6	79.3
												Total:	3:44.86	+1.48				



OFFICIAL RESULTS / RÉSULTATS OFFICIELS


CESANA PARIOL SUN 19 FEB 2006 / DIM 19 FEV 2006

Rk	Bib No	Team	Name	Start Time	Rk	Int 1 Rk	Int 2 Rk	Int 3 Rk	Int 4 Rk	Finish Time	Rk	Time Behind	Speed (km/h)	Speed (mph)	Rec			
9	2	ITA-1	BERTAZZO Simone	4.83	7	17.52	8	27.06	8	38.14	8	48.04	=6	55.78	6	+0.50	130.9	81.3
			TORCHIO Matteo	4.85	=7	17.55	=9	27.11	10	38.24	11	48.20	12	55.99	13	+0.49	130.4	81.0
				4.90	=10	17.65	7	27.24	=5	38.49	8	48.54	8	56.43	9	+0.42	129.3	80.3
				4.88	=9	17.69	9	27.37	8	38.74	9	48.95	10	56.95	11	+0.61	127.4	79.1
												Total:	3:45.15	+1.77				
10	10	AUT-1	STAMPFER Wolfgang	4.96	=19	17.69	18	27.25	17	38.35	=11	48.22	9	55.92	9	+0.64	131.6	81.8
			SEELOS Klaus	4.96	19	17.68	17	27.20	=14	38.28	13	48.19	11	55.94	11	+0.44	130.7	81.2
				5.00	=20	17.86	20	27.53	=17	38.78	12	48.76	=10	56.57	10	+0.56	130.1	80.8
				4.98	=16	17.86	=16	27.58	16	38.91	=14	49.00	11	56.90	=8	+0.56	128.9	80.1
												Total:	3:45.33	+1.95				
11	11	CAN-2	DESPRES Serge	4.80	=4	17.47	6	27.14	=10	38.35	=11	48.33	12	56.13	12	+0.85	130.4	81.0
			BISSETT David	4.80	4	17.40	4	26.94	4	38.11	7	48.11	10	55.92	10	+0.42	130.0	80.7
				4.83	=3	17.57	=4	27.26	7	38.60	10	48.76	=10	56.69	12	+0.68	128.1	79.6
				4.83	4	17.56	5	27.21	5	38.55	5	48.84	7	56.93	10	+0.59	126.0	78.3
												Total:	3:45.67	+2.29				
12	25	MON-1	SERVELLE Patrice	5.03	=25	17.84	25	27.42	22	38.56	19	48.46	15	56.21	14	+0.93	131.5	81.7
			BOTTIN Jeremy	5.05	26	17.88	24	27.46	=21	38.55	=20	48.43	17	56.13	15	+0.63	131.7	81.8
				5.06	26	17.96	23	27.61	=21	38.85	17	48.86	12	56.67	11	+0.66	130.0	80.8
				5.09	20	18.00	=19	27.71	18	39.04	18	49.16	17	57.08	=13	+0.74	128.6	79.9
												Total:	3:46.09	+2.71				
13	14	ITA-2	TOSINI Fabrizio	4.87	=10	17.58	12	27.16	12	38.33	10	48.29	11	56.06	11	+0.78	130.7	81.2
			ROMANINI Samuele	4.89	=11	17.59	13	27.12	11	38.26	12	48.22	=13	56.02	14	+0.52	130.5	81.1
				4.90	=10	17.74	=12	27.44	=12	38.80	=13	48.99	14	56.93	13	+0.92	127.8	79.4
				4.92	=12	17.79	15	27.50	=14	38.94	16	49.13	=15	57.10	15	+0.76	127.9	79.5
												Total:	3:46.11	+2.73				
14	17	USA-2	HOLCOMB Steven	4.87	=10	17.55	9	27.14	=10	38.36	13	48.36	13	56.16	13	+0.88	130.2	80.9
			SCHUFFENHAUER Bill	4.89	=11	17.56	12	27.20	=14	38.34	14	48.22	=13	55.96	12	+0.46	131.5	81.7
				4.90	=10	17.72	11	27.44	=12	38.83	16	49.07	18	57.05	=17	+1.04	127.1	79.0
				4.88	=9	17.75	=12	27.45	13	38.80	11	49.03	12	57.04	12	+0.70	127.0	78.9
												Total:	3:46.21	+2.83				
15	12	GBR-1	JOHNSTON Lee	4.92	=16	17.62	=15	27.18	13	38.37	14	48.38	14	56.22	15	+0.94	130.0	80.7
			HUMPHRIES Dan	4.89	=11	17.55	=9	27.05	8	38.14	8	48.06	7	55.84	=7	+0.34	131.0	81.4
				4.92	14	17.82	17	27.57	20	38.98	22	49.20	22	57.20	21	+1.19	127.1	78.9
				4.92	=12	17.71	11	27.41	=11	38.82	12	49.07	13	57.08	=13	+0.74	127.2	79.0
												Total:	3:46.34	+2.96				
16	19	CZE-1	DANILEVIC Ivo	4.89	14	17.60	=13	27.24	16	38.50	16	48.54	17	56.40	18	+1.12	129.6	80.5
			GOMOLA Roman	4.90	14	17.65	15	27.27	16	38.43	15	48.37	15	56.24	17	+0.74	130.7	81.2
				4.91	13	17.74	=12	27.45	14	38.80	=13	49.03	=15	56.99	16	+0.98	127.0	78.9
				4.92	=12	17.75	=12	27.50	=14	38.91	=14	49.11	14	57.12	16	+0.78	127.2	79.0
												Total:	3:46.75	+3.37				
17	15	AUT-2	LOACKER Juergen	4.91	15	17.62	=15	27.19	14	38.46	15	48.47	16	56.29	16	+1.01	130.0	80.8
			KOEHLER Gerhard	4.95	=16	17.70	18	27.29	17	38.46	16	48.42	16	56.22	16	+0.72	130.6	81.1
				4.97	=17	17.81	16	27.47	15	38.80	=13	49.03	=15	57.07	19	+1.06	126.6	78.7
				4.99	=18	18.00	=19	27.74	20	39.28	19	49.59	19	57.69	19	+1.35	126.7	78.7
												Total:	3:47.27	+3.89				


OFFICIAL RESULTS / RÉSULTATS OFFICIELS

CESANA PARIOL SUN 19 FEB 2006 / DIM 19 FEV 2006

Rk	Bib No	Team	Name	Start Time	Rk	Int 1 Rk	Int 2 Rk	Int 3 Rk	Int 4 Rk	Finish Time	Rk	Time Behind	Speed (km/h) (mph)	Rec				
18	16	RUS-2	POPOV Evgeny	4.93	18	17.71	19	27.35	19	38.59	21	48.61	20	56.56	20	+1.28	129.6	80.5
			ORESHNIKOV Roman	4.95	=16	17.71	19	27.32	20	38.55	=20	48.60	20	56.50	19	+1.00	129.2	80.2
				4.97	=17	17.85	19	27.55	19	38.90	19	49.04	17	56.98	15	+0.97	128.1	79.6
				4.98	=16	17.86	=16	27.61	17	39.02	17	49.24	18	57.29	18	+0.95	127.2	79.0
													Total:	3:47.33	+3.95			
19	18	NED-1	GLAS Arend	4.88	=12	17.60	=13	27.22	15	38.58	20	48.76	21	56.70	22	+1.42	128.5	79.8
			JANSMA Sybren	4.87	=9	17.52	8	27.16	13	38.48	17	48.59	19	56.54	20	+1.04	129.0	80.1
				4.88	=7	17.69	10	27.34	10	38.72	11	48.95	13	56.95	14	+0.94	127.5	79.2
				4.85	7	17.66	7	27.38	9	38.85	13	49.13	=15	57.17	17	+0.83	126.7	78.7
													Total:	3:47.36	+3.98			
20	13	LAT-2	GUTS Gatis	4.88	=12	17.63	17	27.29	18	38.52	17	48.55	18	56.37	17	+1.09	129.6	80.5
			DICMANIS Intars	4.92	15	17.66	16	27.31	=18	38.54	=18	48.54	18	56.36	18	+0.86	130.4	81.0
				4.95	=15	17.80	15	27.53	=17	38.88	18	49.10	19	57.05	=17	+1.04	127.6	79.3
				4.99	=18	17.88	18	27.72	19	39.31	20	49.66	20	57.73	20	+1.39	125.9	78.2
													Total:	3:47.51	+4.13			
21	20	FRA-1	MINGEON Bruno	5.00	24	17.80	=21	27.38	20	38.55	18	48.59	19	56.49	19	+1.21	129.3	80.4
			GALBERT Stephane	5.02	24	17.83	=22	27.48	23	38.74	22	48.76	22	56.75	22	+1.25	129.8	80.6
				5.03	24	17.93	22	27.63	23	38.95	21	49.11	20	57.11	20	+1.10	127.9	79.4
													Total:	2:50.35				
22	22	AUS-1	ROLLESTON Jeremy	4.99	=21	17.80	=21	27.43	23	38.71	=22	48.80	23	56.77	23	+1.49	128.4	79.7
			McKENZIE Shane	4.97	20	17.74	20	27.31	=18	38.54	=18	48.63	21	56.59	21	+1.09	128.5	79.8
				4.95	=15	17.84	18	27.52	16	38.91	20	49.15	21	57.22	22	+1.21	127.0	78.9
													Total:	2:50.58				
23	27	NZL-1	HENDERSON Alan	4.99	=21	17.82	23	27.52	24	38.77	24	48.78	22	56.61	21	+1.33	129.8	80.6
			DALLOW Matthew	4.99	=21	17.83	=22	27.59	24	38.91	24	48.95	24	56.79	23	+1.29	129.6	80.5
				5.01	=22	18.02	24	27.84	25	39.29	24	49.47	23	57.46	23	+1.45	127.8	79.4
													Total:	2:50.86				
24	21	ROM-1	ISTRATE Nicolae	4.96	=19	17.75	20	27.40	21	38.71	=22	48.81	24	56.82	25	+1.54	129.0	80.1
			DUMINICEL Adrian	4.99	=21	17.81	21	27.46	=21	38.79	23	48.91	23	56.90	24	+1.40	128.4	79.8
				5.00	=20	17.87	21	27.61	=21	39.18	23	49.51	24	57.65	25	+1.64	126.3	78.4
													Total:	2:51.37				
25	29	SVK-1	JAGNESAK Milan	5.09	29	17.96	29	27.61	26	38.87	25	48.93	25	56.81	24	+1.53	129.4	80.4
			RAJEK Viktor	5.15	29	18.04	29	27.83	29	39.15	28	49.22	27	57.12	27	+1.62	129.0	80.1
				5.14	29	18.13	27	27.87	26	39.32	26	49.66	26	57.81	26	+1.80	125.8	78.1
													Total:	2:51.74				
26	26	ROM-2	ILIESCU Mihai	5.03	=25	17.93	27	27.71	29	39.11	29	49.23	27	57.22	27	+1.94	128.9	80.1
			BARTHA Levente Andrei	5.06	27	17.95	27	27.65	=26	38.99	25	49.13	26	57.09	26	+1.59	128.6	79.9
				5.05	25	18.04	25	27.83	24	39.30	25	49.56	25	57.63	24	+1.62	127.2	79.0
													Total:	2:51.94				
27	23	JPN-1	KIYOKAWA Suguru	5.05	28	17.95	28	27.68	=27	39.09	28	49.31	29	57.27	29	+1.99	127.7	79.4
			KOBAYASHI Ryuichi	5.07	28	17.97	28	27.65	=26	39.01	26	49.08	25	57.02	25	+1.52	129.3	80.3
				5.08	27	18.14	28	27.97	27	39.46	27	49.78	27	57.90	27	+1.89	126.5	78.6
													Total:	2:52.19				



OFFICIAL RESULTS / RÉSULTATS OFFICIELS

CESANA PARIOL SUN 19 FEB 2006 / DIM 19 FEV 2006

Rk	Bib No	Team	Name	Start Time	Rk	Int 1	Rk	Int 2	Rk	Int 3	Rk	Int 4	Rk	Finish Time	Rk	Time Behind	Speed (km/h) (mph)	Rec	
28	24	CZE-2	VESELY Milos	4.99	=21	17.83	24	27.54	25	38.94	26	49.06	26	56.93	26	+1.65	128.6	79.9	
			KOBIAN Jan	5.01	23	17.92	=25	27.81	28	39.30	29	49.51	29	57.49	29	+1.99	127.5	79.2	
				5.01	=22	18.06	26	27.99	28	39.65	28	50.10	28	58.28	28	+2.27	124.9	77.6	
				Total: 2:52.70															
29	28	HUN-1	GYULAI Marton	5.03	=25	17.92	26	27.68	=27	39.07	27	49.24	28	57.25	28	+1.97	128.1	79.6	
			PINTER Bertalan	5.03	25	17.92	=25	27.61	25	39.09	27	49.33	28	57.36	28	+1.86	127.5	79.2	
				5.10	28	18.17	29	28.02	29	39.70	29	50.16	29	58.40	29	+2.39	124.8	77.5	
				Total: 2:53.01															



Race Director



Jury President

NOTES

In the listing of team names, the pilot is always shown first. The above results do not reflect possible disqualifications due to material check or doping.

LEGEND

= Equal sign indicates that two or more teams share the same rank

Int Intermediate time


No Number

Rec Record

Rk Rank

SR Start record


TR Track record


PERFORMANCE ANALYSIS / ANALYSE DES PERFORMANCES

CESANA PARIOL SUN 19 FEB 2006 / DIM 19 FEV 2006 START TIME / DEBUT 19:20


	Start Record				Track Record			
Time	4.76 sec				55.28 sec			
Date	18 FEB 2006				18 FEB 2006			
NOC Code/ Names	RUS-1	ZOUBKOV Alexandre, VOEVODA Alexey			GER-1	LANGE Andre, KUSKE Kevin		

Rk	Bib No	Team	Name	Start Time	Rk	S-1 Rk	1-2 Rk	2-3 Rk	3-4 Rk	4-F Rk	Finish Time	Rk	Time Behind	Speed (km/h) (mph)						
1	4	GER-1	LANGE Andre	4.81	6	12.58	2	9.47	2	11.00	1	7.63	1	55.28	1	0.00	132.4	82.3		
			KUSKE Kevin	4.82	5	12.69	12	9.51	4	11.06	1	9.90	=5	7.75	=4	55.73	4	+0.23	130.9	81.3
				4.83	=3	12.74	=4	9.57	2	11.15	3	9.93	=1	7.79	1	56.01	1	0.00	130.6	81.1
				4.84	=5	12.70	=2	9.61	1	11.27	1	10.07	=1	7.87	=1	56.36	2	+0.02	129.2	80.2
						Total:		3:43.38				0.00								
2	6	CAN-1	LUEDERS Pierre	4.78	2	12.62	4	9.52	5	11.10	=6	9.88	5	7.67	2	55.57	5	+0.29	131.7	81.8
			BROWN Lascelles	4.77	1	12.54	1	9.47	1	11.08	=3	9.89	4	7.75	=4	55.50	1	0.00	131.4	81.6
				4.82	2	12.68	1	9.59	=4	11.19	5	9.99	5	7.84	=8	56.11	2	+0.10	129.8	80.6
				4.79	=1	12.71	4	9.63	3	11.29	=3	10.09	=4	7.90	=3	56.41	3	+0.07	129.0	80.1
						Total:		3:43.59				+0.21								
3	1	SUI-1	ANNEN Martin	4.79	3	12.59	3	9.51	4	11.07	4	9.87	=3	7.71	=5	55.54	=2	+0.26	131.6	81.7
			HEFTI Beat	4.79	3	12.57	2	9.52	=5	11.10	10	9.92	=8	7.77	10	55.67	2	+0.17	130.8	81.3
				4.80	1	12.69	=2	9.61	8	11.21	6	10.02	=8	7.85	10	56.18	5	+0.17	129.6	80.5
				4.79	=1	12.63	1	9.64	=4	11.29	=3	10.08	3	7.91	5	56.34	1	0.00	129.1	80.2
						Total:		3:43.73				+0.35								
4	3	RUS-1	ZOUBKOV Alexandre	4.76	1	12.54	1	9.45	1	11.04	3	9.96	=10	7.79	12	55.54	=2	+0.26	130.1	80.8
			VOEVODA Alexey	4.78	2	12.59	3	9.50	=2	11.16	=14	9.98	16	7.84	=17	55.85	9	+0.35	130.3	81.0
				4.84	5	12.69	=2	9.55	1	11.18	4	10.02	=8	7.84	=8	56.12	3	+0.11	129.7	80.6
				4.81	3	12.70	=2	9.62	2	11.29	=3	10.13	8	7.94	7	56.49	4	+0.15	128.5	79.8
						Total:		3:44.00				+0.62								
5	8	GER-2	HOEPFNER Matthias	4.92	=16	12.64	=5	9.48	3	11.02	2	9.82	2	7.68	3	55.56	4	+0.28	132.1	82.1
			KUEHNE Marc	4.95	=16	12.68	=10	9.52	=5	11.07	2	9.86	1	7.74	=2	55.82	6	+0.32	131.3	81.6
				4.97	=17	12.82	=11	9.58	3	11.11	1	9.95	3	7.81	=2	56.24	6	+0.23	130.3	81.0
				4.97	15	12.80	8	9.64	=4	11.28	2	10.07	=1	7.87	=1	56.63	5	+0.29	129.2	80.3
						Total:		3:44.25				+0.87								
6	9	LAT-1	MININS Janis	4.86	9	12.71	=12	9.55	8	11.17	=11	9.94	=8	7.71	=5	55.94	10	+0.66	130.9	81.3
			DREISHKENS Daumants	4.87	=9	12.68	=10	9.52	=5	11.09	=6	9.93	11	7.75	=4	55.84	=7	+0.34	130.7	81.2
				4.89	9	12.79	8	9.60	=6	11.14	2	9.93	=1	7.81	=2	56.16	4	+0.15	130.5	81.1
				4.87	8	12.81	=9	9.65	=6	11.29	=3	10.12	=6	7.95	8	56.69	6	+0.35	128.4	79.8
						Total:		3:44.63				+1.25								
7	7	USA-1	HAYS Todd	4.80	=4	12.64	=5	9.56	=9	11.10	=6	9.94	=8	7.77	=10	55.81	7	+0.53	130.7	81.2
			JOVANOVIC Pavle	4.83	6	12.62	5	9.52	=5	11.08	=3	9.92	=8	7.75	=4	55.72	3	+0.22	130.8	81.3
				4.86	6	12.76	7	9.62	9	11.23	7	10.01	=6	7.83	7	56.31	7	+0.30	129.7	80.6
				4.84	=5	12.76	6	9.71	=12	11.39	13	10.19	=10	7.99	11	56.88	7	+0.54	127.8	79.4
						Total:		3:44.72				+1.34								
8	5	SUI-2	RUEEGG Ivo	4.84	8	12.64	=5	9.53	6	11.12	9	9.98	=12	7.74	=7	55.85	8	+0.57	130.4	81.0
			GRAND Cedric	4.85	=7	12.63	6	9.52	=5	11.09	=6	9.90	=5	7.75	=4	55.74	5	+0.24	131.2	81.5
				4.88	=7	12.80	9	9.60	=6	11.25	=9	10.02	=8	7.82	6	56.37	8	+0.36	129.7	80.6
				4.88	=9	12.82	12	9.69	9	11.37	=11	10.17	9	7.97	=9	56.90	=8	+0.56	127.6	79.3
						Total:		3:44.86				+1.48								


PERFORMANCE ANALYSIS / ANALYSE DES PERFORMANCES


CESANA PARIOL SUN 19 FEB 2006 / DIM 19 FEV 2006 START TIME / DEBUT 19:20

Rk	Bib No	Team	Name	Start Time	Rk	S-1 Rk	1-2 Rk	2-3 Rk	3-4 Rk	4-F Rk	Finish Time	Rk	Time Behind	Speed (km/h)	(mph)					
9	2	ITA-1	BERTAZZO Simone	4.83	7	12.69	10	9.54	7	11.08	5	9.90	=6	7.74	=7	55.78	6	+0.50	130.9	81.3
			TORCHIO Matteo	4.85	=7	12.70	=13	9.56	13	11.13	11	9.96	=13	7.79	12	55.99	13	+0.49	130.4	81.0
				4.90	=10	12.75	6	9.59	=4	11.25	=9	10.05	11	7.89	11	56.43	9	+0.42	129.3	80.3
				4.88	=9	12.81	=9	9.68	8	11.37	=11	10.21	13	8.00	12	56.95	11	+0.61	127.4	79.1
			Total:															3:45.15		+1.77
10	10	AUT-1	STAMPFER Wolfgang	4.96	=19	12.73	17	9.56	=9	11.10	=6	9.87	=3	7.70	4	55.92	9	+0.64	131.6	81.8
			SEELOS Klaus	4.96	19	12.72	15	9.52	=5	11.08	=3	9.91	7	7.75	=4	55.94	11	+0.44	130.7	81.2
				5.00	=20	12.86	17	9.67	13	11.25	=9	9.98	4	7.81	=2	56.57	10	+0.56	130.1	80.8
				4.98	=16	12.88	=16	9.72	=15	11.33	=7	10.09	=4	7.90	=3	56.90	=8	+0.56	128.9	80.1
			Total:															3:45.33		+1.95
11	11	CAN-2	DESPRES Serge	4.80	=4	12.67	8	9.67	24	11.21	15	9.98	=12	7.80	=13	56.13	12	+0.85	130.4	81.0
			BISSETT David	4.80	4	12.60	4	9.54	12	11.17	=16	10.00	=17	7.81	15	55.92	10	+0.42	130.0	80.7
				4.83	=3	12.74	=4	9.69	15	11.34	14	10.16	=13	7.93	12	56.69	12	+0.68	128.1	79.6
				4.83	4	12.73	5	9.65	=6	11.34	9	10.29	18	8.09	19	56.93	10	+0.59	126.0	78.3
			Total:															3:45.67		+2.29
12	25	MON-1	SERVELLE Patrice	5.03	=25	12.81	=22	9.58	=13	11.14	10	9.90	=6	7.75	9	56.21	14	+0.93	131.5	81.7
			BOTTIN Jeremy	5.05	26	12.83	23	9.58	15	11.09	=6	9.88	=2	7.70	1	56.13	15	+0.63	131.7	81.8
				5.06	26	12.90	=21	9.65	=10	11.24	8	10.01	=6	7.81	=2	56.67	11	+0.66	130.0	80.8
				5.09	20	12.91	19	9.71	=12	11.33	=7	10.12	=6	7.92	6	57.08	=13	+0.74	128.6	79.9
			Total:															3:46.09		+2.71
13	14	ITA-2	TOSINI Fabrizio	4.87	=10	12.71	=12	9.58	=13	11.17	=11	9.96	=10	7.77	=10	56.06	11	+0.78	130.7	81.2
			ROMANINI Samuele	4.89	=11	12.70	=13	9.53	11	11.14	=12	9.96	=13	7.80	=13	56.02	14	+0.52	130.5	81.1
				4.90	=10	12.84	=14	9.70	=16	11.36	18	10.19	16	7.94	=13	56.93	13	+0.92	127.8	79.4
				4.92	=12	12.87	=14	9.71	=12	11.44	17	10.19	=10	7.97	=9	57.10	15	+0.76	127.9	79.5
			Total:															3:46.11		+2.73
14	17	USA-2	HOLCOMB Steven	4.87	=10	12.68	9	9.59	16	11.22	16	10.00	14	7.80	=13	56.16	13	+0.88	130.2	80.9
			SCHUFFENHAUER Bill	4.89	=11	12.67	9	9.64	=19	11.14	=12	9.88	=2	7.74	=2	55.96	12	+0.46	131.5	81.7
				4.90	=10	12.82	=11	9.72	20	11.39	=20	10.24	=22	7.98	17	57.05	=17	+1.04	127.1	79.0
				4.88	=9	12.87	=14	9.70	=10	11.35	10	10.23	15	8.01	=13	57.04	12	+0.70	127.0	78.9
			Total:															3:46.21		+2.83
15	12	GBR-1	JOHNSTON Lee	4.92	=16	12.70	11	9.56	=9	11.19	14	10.01	=15	7.84	18	56.22	15	+0.94	130.0	80.7
			HUMPHRIES Dan	4.89	=11	12.66	8	9.50	=2	11.09	=6	9.92	=8	7.78	11	55.84	=7	+0.34	131.0	81.4
				4.92	14	12.90	=21	9.75	24	11.41	22	10.22	=17	8.00	=19	57.20	21	+1.19	127.1	78.9
				4.92	=12	12.79	7	9.70	=10	11.41	=14	10.25	16	8.01	=13	57.08	=13	+0.74	127.2	79.0
			Total:															3:46.34		+2.96
16	19	CZE-1	DANILEVIC Ivo	4.89	14	12.71	=12	9.64	=19	11.26	=20	10.04	=20	7.86	19	56.40	18	+1.12	129.6	80.5
			GOMOLA Roman	4.90	14	12.75	=17	9.62	18	11.16	=14	9.94	12	7.87	19	56.24	17	+0.74	130.7	81.2
				4.91	13	12.83	13	9.71	19	11.35	=15	10.23	=19	7.96	16	56.99	16	+0.98	127.0	78.9
				4.92	=12	12.83	13	9.75	=18	11.41	=14	10.20	12	8.01	=13	57.12	16	+0.78	127.2	79.0
			Total:															3:46.75		+3.37
17	15	AUT-2	LOACKER Juergen	4.91	15	12.71	=12	9.57	12	11.27	22	10.01	=15	7.82	=15	56.29	16	+1.01	130.0	80.8
			KOEHLER Gerhard	4.95	=16	12.75	=17	9.59	16	11.17	=16	9.96	=13	7.80	=13	56.22	16	+0.72	130.6	81.1
				4.97	=17	12.84	=14	9.66	12	11.33	13	10.23	=19	8.04	22	57.07	19	+1.06	126.6	78.7
				4.99	=18	13.01	20	9.74	17	11.54	19	10.31	19	8.10	20	57.69	19	+1.35	126.7	78.7
			Total:															3:47.27		+3.89


PERFORMANCE ANALYSIS / ANALYSE DES PERFORMANCES

CESANA PARIOL SUN 19 FEB 2006 / DIM 19 FEV 2006 START TIME / DEBUT 19:20

Rk	Bib No	Team	Name	Start Time	Rk	S-1 Rk	1-2 Rk	2-3 Rk	3-4 Rk	4-F Rk	Finish Time	Rk	Time Behind	Speed (km/h)	(mph)					
18	16	RUS-2	POPOV Evgeny	4.93	18	12.78	19	9.64 =19	11.24	18	10.02	18	7.95	24	56.56	20	+1.28	129.6	80.5	
			ORESHNIKOV Roman	4.95 =16	12.76	19	9.61	17	11.23 =18	10.05	21	7.90 =20	56.50	19	+1.00	129.2	80.2			
				4.97 =17	12.88	19	9.70 =16	11.35 =15	10.14	12	7.94 =13	56.98	15	+0.97	128.1	79.6				
				4.98 =16	12.88 =16	9.75 =18	11.41 =14	10.22	14	8.05	17	57.29	18	+0.95	127.2	79.0				
Total:												3:47.33		+3.95						
19	18	NED-1	GLAS Arend	4.88 =12	12.72	16	9.62	17	11.36	25	10.18	28	7.94	23	56.70	22	+1.42	128.5	79.8	
			JANSMA Sybren	4.87 =9	12.65	7	9.64 =19	11.32 =22	10.11	25	7.95	23	56.54	20	+1.04	129.0	80.1			
				4.88 =7	12.81	10	9.65 =10	11.38	19	10.23 =19	8.00 =19	56.95	14	+0.94	127.5	79.2				
				4.85	7	12.81 =9	9.72 =15	11.47	18	10.28	17	8.04	16	57.17	17	+0.83	126.7	78.7		
Total:												3:47.36		+3.98						
20	13	LAT-2	GUTS Gatis	4.88 =12	12.75	18	9.66	23	11.23	17	10.03	19	7.82 =15	56.37	17	+1.09	129.6	80.5		
			DICMANIS Intars	4.92	15	12.74	16	9.65 =21	11.23 =18	10.00 =17	7.82	16	56.36	18	+0.86	130.4	81.0			
				4.95 =15	12.85	16	9.73	21	11.35 =15	10.22 =17	7.95	15	57.05 =17		+1.04	127.6	79.3			
				4.99 =18	12.89	18	9.84	20	11.59	20	10.35	20	8.07	18	57.73	20	+1.39	125.9	78.2	
Total:												3:47.51		+4.13						
21	20	FRA-1	MINGEON Bruno	5.00	24	12.80	21	9.58 =13	11.17 =11	10.04 =20	7.90	22	56.49	19	+1.21	129.3	80.4			
			GALBERT Stephane	5.02	24	12.81	21	9.65 =21	11.26	21	10.02	19	7.99 =27	56.75	22	+1.25	129.8	80.6		
				5.03	24	12.90 =21	9.70 =16	11.32	12	10.16 =13	8.00 =19	57.11	20	+1.10	127.9	79.4				
			Total:												2:50.35					
22	22	AUS-1	ROLLESTON Jeremy	4.99 =21	12.81 =22	9.63	18	11.28	23	10.09	23	7.97	26	56.77	23	+1.49	128.4	79.7		
			McKENZIE Shane	4.97	20	12.77	20	9.57	14	11.23 =18	10.09	24	7.96 =24	56.59	21	+1.09	128.5	79.8		
				4.95 =15	12.89	20	9.68	14	11.39 =20	10.24 =22	8.07 =23	57.22	22	+1.21	127.0	78.9				
			Total:												2:50.58					
23	27	NZL-1	HENDERSON Alan	4.99 =21	12.83	24	9.70	25	11.25	19	10.01 =15	7.83	17	56.61	21	+1.33	129.8	80.6		
			DALLOW Matthew	4.99 =21	12.84	24	9.76	27	11.32 =22	10.04	20	7.84 =17	56.79	23	+1.29	129.6	80.5			
				5.01 =22	13.01	26	9.82	26	11.45 =23	10.18	15	7.99	18	57.46	23	+1.45	127.8	79.4		
			Total:												2:50.86					
24	21	ROM-1	ISTRATE Nicolae	4.96 =19	12.79	20	9.65 =21	11.31	24	10.10	24	8.01 =28	56.82	25	+1.54	129.0	80.1			
			DUMINICEL Adrian	4.99 =21	12.82	22	9.65 =21	11.33	25	10.12	26	7.99 =27	56.90	24	+1.40	128.4	79.8			
				5.00 =20	12.87	18	9.74 =22	11.57	27	10.33	26	8.14	26	57.65	25	+1.64	126.3	78.4		
			Total:												2:51.37					
25	29	SVK-1	JAGNESAK Milan	5.09	29	12.87	26	9.65 =21	11.26 =20	10.06	22	7.88	21	56.81	24	+1.53	129.4	80.4		
			RAJEK Viktor	5.15	29	12.89 =25	9.79	28	11.32 =22	10.07 =22	7.90 =20	57.12	27	+1.62	129.0	80.1				
				5.14	29	12.99 =24	9.74 =22	11.45 =23	10.34	27	8.15	27	57.81	26	+1.80	125.8	78.1			
			Total:												2:51.74					
26	26	ROM-2	ILIESCU Mihai	5.03 =25	12.90 =28	9.78	29	11.40 =27	10.12 =25	7.99	27	57.22	27	+1.94	128.9	80.1				
			BARTHA Levente Andrei	5.06	27	12.89 =25	9.70	26	11.34	26	10.14	27	7.96 =24	57.09	26	+1.59	128.6	79.9		
				5.05	25	12.99 =24	9.79	25	11.47	25	10.26	24	8.07 =23	57.63	24	+1.62	127.2	79.0		
			Total:												2:51.94					
27	23	JPN-1	KIYOKAWA Suguru	5.05	28	12.90 =28	9.73	27	11.41	29	10.22	29	7.96	25	57.27	29	+1.99	127.7	79.4	
			KOBAYASHI Ryuichi	5.07	28	12.90	28	9.68	24	11.36	27	10.07 =22	7.94	22	57.02	25	+1.52	129.3	80.3	
				5.08	27	13.06	28	9.83	27	11.49	26	10.32	25	8.12	25	57.90	27	+1.89	126.5	78.6
			Total:												2:52.19					


PERFORMANCE ANALYSIS / ANALYSE DES PERFORMANCES

CESANA PARIOL SUN 19 FEB 2006 / DIM 19 FEV 2006 START TIME / DEBUT 19:20

Rk	Bib No	Team	Name	Start Time	Rk	S-1 Rk	1-2 Rk	2-3 Rk	3-4 Rk	4-F Rk	Finish Time	Rk	Time Behind	Speed (km/h)	Speed (mph)					
28	24	CZE-2	VESELY Milos	4.99 =21	12.84	25	9.71	26	11.40 =27	10.12 =25	7.87	20	56.93	26	+1.65	128.6	79.9			
			KOBIAN Jan	5.01	23	12.91	29	9.89	29	11.49	29	10.21	28	7.98	26	57.49	29	+1.99	127.5	79.2
				5.01 =22	13.05	27	9.93	29	11.66	28	10.45	28	8.18	28	58.28	28	+2.27	124.9	77.6	
Total:											2:52.70									
29	28	HUN-1	GYULAI Marton	5.03 =25	12.89	27	9.76	28	11.39	26	10.17	27	8.01 =28	57.25	28	+1.97	128.1	79.6		
			PINTER Bertalan	5.03	25	12.89 =25	9.69	25	11.48	28	10.24	29	8.03	29	57.36	28	+1.86	127.5	79.2	
				5.10	28	13.07	29	9.85	28	11.68	29	10.46	29	8.24	29	58.40	29	+2.39	124.8	77.5
Total:											2:53.01									

NOTES

In the listing of team names, the pilot is always shown first.

LEGEND

= Equal sign indicates that two or more teams share the same rank

1-2 Segment: 1st to 2nd intermediate point

2-3 Segment: 2nd to 3rd intermediate point

3-4 Segment: 3rd to 4th intermediate point

4-F Segment: 4th intermediate point to finish


No Number

Rk Rank

S-1 Segment: Start to 1st intermediate point

SR Start record

TR Track record


COMPETITION DATA / DONNÉES DE COMPÉTITION

CESANA PARIOL SUN 19 FEB 2006 / DIM 19 FEV 2006

Participating Teams									
AUS (1)	AUT (2)	CAN (2)	CZE (2)	FRA (1)	GBR (1)	GER (2)	HUN (1)	ITA (2)	JPN (1)
LAT (2)	MON (1)	NED (1)	NZL (1)	ROM (2)	RUS (2)	SUI (2)	SVK (1)	USA (2)	

Records Prior to the Games										
Start Record					Track Record					
Time	4.77					56.55				
Date	22 JAN 2005					22 JAN 2005				
NOC Code/ Names	CAN	LUEDELS Pierre, BROWN Lascelles				SUI	ANNEN Martin, HEFTI Beat			

New Track Records				
Team	Crew	Start Record	Track Record	Heat Number
SUI-1	ANNEN Martin, HEFTI Beat		=55.54	1
RUS-1	ZOUBKOV Alexandre, VOEVODA Alexey	4.76		1
RUS-1	ZOUBKOV Alexandre, VOEVODA Alexey		=55.54	1
GER-1	LANGE Andre, KUSKE Kevin		55.28	1

Weather Conditions											
	17:30	17:45	18:00	18:15	18:30	19:00	19:15	19:30	19:45	20:00	
Overall Weather Conditions	Snow	Snow	Snow	Snow	Snow	Snow	Snow	Snow	Snow	Snow	Snow
Air Temperature (°C/F)	-4.5/23	-4.4/24	-4.3/24	-4.5/23	-4.5/23	-4.6/23	-4.5/23	-4.6/23	-4.6/23	-4.6/23	-4.7/23
Ice Temperature (°C/F)	-5.9/21	-6.1/21	-6.1/21	-6.1/21	-6.1/21	-6.1/21	-6.1/21	-6.1/21	-6.1/21	-5.8/21	-5.9/21
Humidity	98	98	97	98	98	98	98	98	98	98	97
Wind Direction	N	N	N	NE	N	NE	E	S	SW	NW	
Wind Speed (m/s)	4.0	2.7	2.3	1.2	1.2	1.6	0.6	0.4	0.3	0.5	
Precipitation Accumulation (cm/in per hour)	6/2.4	6/2.4	7/2.8	7/2.8	8/3.1	8/3.1	9/3.5	10/3.9	11/4.3	12/4.7	

Jury Decisions									
Explanation	Heat:	Bib:	Team	Heat:	Bib:	Team	Heat:	Bib:	Team
			None						

List of Officials			
FIBT President	STOREY Robert	FIBT Secretary General	GARDELLA Ermanno
Technical Delegate	DAL FABBRO Corrado	Technical Delegate	TRACHSEL Hans Joerg
President of the Jury	SCHULTE Manfred	Member of the Jury	MATTLI Jos
Member of the Jury	CARLINO Anthony	Jury Assistant	FRANK Johann Michael
Jury Assistant	MORIN Benoit P	Race Director	WERTH Georg
Technical Official	CUNEO Robert Charles	Technical Official	NITSCH Michael
Technical Official	FERRIS Monty	Technical Official	BUSSE James Robert
Technical Official	GIGACHER Hermann	Physician	McDONAGH David


NOTES

In the listing of team names, the pilot is always shown first.

LEGEND

= Equal sign indicates that the record was equalled by another team

 E East NE North-East N North NW North-West
 S South SW South-West



RECORDS / RECORDS

CESANA PARIOL As of SAT 18 FEB 2006 / En date du SAM 18 FEV 2006

Prior to the Games					
Team Names	NOC Code	Start Record	Track Record	Date	Heat Number
LUEDERS Pierre, BROWN Lascelles	CAN	4.77		22 JAN 2005	
ANNEN Martin, HEFTI Beat	SUI		56.55	22 JAN 2005	

During the Games					
Team Names	Team	Start Record	Track Record	Date	Heat Number
ANNEN Martin, HEFTI Beat	SUI-1		=55.54	18 FEB 2006	1
ZOUBKOV Alexandre, VOEVODA Alexey	RUS-1	4.76		18 FEB 2006	1
ZOUBKOV Alexandre, VOEVODA Alexey	RUS-1		=55.54	18 FEB 2006	1
LANGE Andre, KUSKE Kevin	GER-1		55.28	18 FEB 2006	1

NOTES

In the listing of team names, the pilot is always shown first.

LEGEND

= Equal sign indicates that the record was equalled by another team



TEAM CAPTAINS MEETING MINUTES

CESANA PARIOL 16 FEB 2006 20.30 pm 21.30 pm

Ivo Ferriani (Sports Competition Manager) welcomes all present TCs and is happy to welcome now the women's bobsleigh teams.

He explains that he tries to give the best conditions for the teams. Nevertheless if there are any problems he asks to contact him directly to solve the problem.

The track is in a very good condition and we will expect good training days and exciting competition. He wishes all athletes and teams good days in Cesana Pariol and all the best for the competition.

FIBT-Vicepresident, Corrado Dal Fabbro

Welcomes all present TCs and wishes best and exciting competitions in Cesana.

Race Director Georg Werth:

On behalf of the organization, all workers, all volunteers, the track personnel and the race office he would like to welcome the present TCs and athletes

Presentation of the Jury:

Jury President: Terry Gudzowsky (CAN)
Jury Member: Joey Kilburn (CAN)

Material Commission

Jury assistant Dragos Panaitescu (ROM)
Hannes Frank (GER)
Ben Morin (CAN)

FIBT-Vicepresident

Hansjoerg Trachsel Corrado Dal Fabbro (ITA)
(SUI)

Bob Cuneo (USA) Hermann Gigacher (AUT)
Diego Menardi (ITA) Michael Nitsch (GER)
Monty Ferris (USA) Jim Bussi (USA)

There will be 16 Teams from 10 nations.

Every team leader got the information sheets.

- **Licenses**

The international FIBT licenses have to be given to the Race Director right after this Team Captains Meeting. The latest will be Friday, 17 at 12:00 a.m. .



- **Transport of sleds:**
 - will be done only by the official transport from the container to the start
 - after training the bobs will be brought back to the containers
 - start of the transport 2 h before training starts:

Friday, 17 2006	at 7:00 p.m.
Saturday, 18 2006	at 7:30 a.m.
Sunday, 19 2006	at 7:30 a.m.

- **Shuttle Service for athletes and coaches**
 - There will be an internal shuttle service for all athletes and coaches within the venue
 - All team cars can use only the direct street to the container (compound) and have to park there. It's not possible to go to the start without driving permission.
 - Please drive slowly and carefully along the track in order to avoid unnecessary accidents or dust.

- **Track Walk**
 - The track walk schedule has been attached
 - It is strictly forbidden to track walk at any other time
 - Also during training track walk is strictly forbidden
 - In case of snow track walk is not allowed.
 - Please enter the track only with clean shoes. It's in the interest of us all to keep the ice clean. The entrance of the track is only allowed from the bob start or from the finish dock. On Friday, 17th of February, the track walk is only allowed from the bob start, after the end of the skeleton men competition. The track clearance will be announced through the speaker.
 - Attention: the track is video camera secured!

- **General Information**
 - 10 min break between training heats
 - before each training heat there will be 2/3 spur bobs
 - The runner guards have to be loaded on to the truck right after arriving at the start
 - Please take the bob out of the track right after you have reached the finish.
 - The weighing at the finish will be opened and will be available every day for the teams to control their weight

- **Warm Up Area**
 - On the street underneath the start area (see signs): the surface will be rubber
 - There is a small weight lifting room at the dressing room area; it can be used by the athletes only during training. You are requested to put back the weights after using. To use the weight lifting room is under your own risk.
 - The sunshields will be opened according to weather conditions and sun. The track chief, icemeister and race director can decide in a short distance if any changes are necessary. The track will be open for the evening training.
 - Enclosed you will find a map of the track as well as the split times and distances.
 - On the start the bobs have to be parked according to start list.
 - After an accident every athlete has to see the race doctor for a control.
 - The start lists, results and additional information can be picked up at the race offices.
 - Please take notice of rule 53 of the IOC regarding Manufacturer Trademark and Branding.



Jury President, Terry Gudzowsky:

Welcomes all TCs and athletes on behalf of the Jury to this Olympic Winter Games. He thanks Ivo, Georg, Race Office and the whole team for the great job and good preparation they have done so far.

He also wants to welcome the jury of the men's bobsleigh: Jury president Manfred Schulte, the members Jos Mattli and Tony Carlino who will also be present during the women's training.

He wants to point out some important things :

Track walk:

Any violation of the track walk instructions will be fined with 200,-- € for the 1st violation. Any additional violation will have a much more severe consequence.

Cleaning of shoes

At the start the athletes have to make sure to clean their shoes thoroughly before entering the ice area; it's guilty also for officials and coaches you.

Trademark and Manufacturing Guideline:

All teams should have been informed by their national federations – please respect these rules.

There will be representatives of the IOC present and will control the rules. The representatives have the right to withdraw an athlete from training or competition by violating this rule.

He gives a short overview, especially regarding the race suits and the helmet – he refers to the distributed illustrations.

In case of any misunderstanding please contact your national federation or your team leader.

Material commission, Bob Cuneo:

The teams are offered a free control of the sleds. He refers to the handed out information sheet.

The draw has been done for all training days

Race Director:

Sled transport:

In case a team has not yet transported their sleds they can do this on Friday until 3:00 p.m. Afterwards it's not possible anymore to go up with your own cars because the race of the skeleton men starts. Another possibility is between 6:30 and 6:45 p.m. in between the break of the runs.



Entries for the race:

If possible please hand them in one day before training – it would make the work of OMEGA easier.

Training startnumbers:

The nations will be called after the TCM to pick up their training start numbers.

Questions:

GER:

How many spursleds will be at the start?

- We will give more information at the draw for the women.

CAN:

Is it allowed to have helpers at the finish during training?

- In the track itself it is not allowed. The teams have to get out their sled on their own. There will be enough volunteers to assist you at the finish if you want this. These should be enough.

CAN:

Is this also guilty for the race?

- More information at the TCM for the draw.

USA:

Is there any change between curve 3 and curve 4 foressen?

- **Hansjoeg Trachsel:** has watched the track yesterday and today. There is no danger – but he will control it again tomorrow. If necessary we will make a change by working on the ice thickness.

USA:


We have been discussing these already in December. It's dangerous. The width is 2.10 m instead of 1.40 m; there is the possibility that the bob can block itself. It would be better to change something before the training instead of afterwards.

Race Director Georg Werth: the track has been homologated. As long as there are no changes requested we will not change anything. There have been no objections to the homologation.

Race Director

Cesana, 16.02.2006

Georg Werth


RESULTS / RÉSULTATS


CESANA PARIOL FRI 17 FEB 2006 / VEN 17 FEV 2006 START TIME / DEBUT 22:00

Start Order	Bib No	Team	Pilot Name	Start Time	Rk	Int 1	Rk	Int 2	Rk	Int 3	Rk	Int 4	Rk	Finish Time	Rk	Time Behind	Speed (km/h)	Speed (mph)
1	1	RUS-1	TOKOVAIA Victoria	5.57	14	18.89	14	28.74	13	40.28	=8	50.60	8	58.97	11	+0.87	126.2	78.4
				5.52	=11	18.82	=11	28.75	=10	40.39	8	50.94	=10	59.21	12	+0.93	123.3	76.6
2	2	SUI-1	HAFNER Sabina	5.48	10	18.69	10	28.55	5	40.15	4	50.50	4	58.68	6	+0.58	125.7	78.1
				5.56	=13	18.87	13	28.83	14	40.58	12	50.98	12	59.13	10	+0.85	125.7	78.1
3	3	SUI-2	BAMERT Maya	5.61	15	18.99	15	28.96	15	40.72	14	51.25	13	59.48	13	+1.38	124.2	77.1
				5.51	10	18.82	=11	28.75	=10	40.49	11	50.94	=10	59.11	9	+0.83	125.1	77.7
4	4	GER-1	KIRIASIS Sandra	5.41	5	18.59	=4	28.37	1	39.84	1	50.08	1	58.10	1	0.00	127.1	79.0
				5.40	3	18.60	2	28.48	2	40.04	3	50.32	3	58.35	2	+0.07	126.9	78.8
5	5	GER-2	ERDMANN Susi Lisa	5.51	11	18.72	11	28.68	11	40.29	=10	50.65	=9	58.76	8	+0.66	125.9	78.2
				5.52	=11	18.72	=6	28.53	3	40.00	2	50.31	2	58.40	3	+0.12	126.1	78.4
6	6	AUS-1	LOCH-WILKINSON Astrid	5.53	12	18.82	13	28.87	14	40.70	13	51.28	14	59.71	14	+1.61	123.4	76.7
				5.56	=13	18.97	15	29.05	15	40.93	15	51.52	14	59.89	14	+1.61	123.1	76.5
7	7	NED-1	BROEDERS Ilse	5.44	9	18.67	8	28.57	=6	40.14	=2	50.47	2	58.72	7	+0.62	125.7	78.1
				5.46	7	18.71	5	28.68	8	40.40	9	50.81	8	59.02	8	+0.74	125.2	77.8
8	8	NED-2	JURG Eline	5.42	6	18.65	7	28.57	=6	40.20	=6	50.54	=6	58.66	4	+0.56	125.9	78.2
				5.43	=4	18.70	4	28.69	9	40.35	=6	50.73	7	58.90	7	+0.62	125.3	77.8
9	9	CAN-1	UPPERTON Helen	5.34	=1	18.51	1	28.45	2	40.14	=2	50.51	5	58.63	3	+0.53	125.5	78.0
				5.33	1	18.47	1	28.31	1	39.88	1	50.19	1	58.28	1	0.00	126.5	78.6
10	10	CAN-2	GAVINE-HLADY Suzanne	5.34	=1	18.58	=2	28.73	12	40.84	15	51.58	15	1:00.05	16	+1.95	122.0	75.8
				5.37	2	18.61	3	28.65	5	40.78	14	51.60	15	59.99	15	+1.71	121.4	75.4
11	11	ITA-1	WEISSENSTEINER Gerda	5.54	13	18.79	12	28.63	10	40.20	=6	50.48	3	58.54	2	+0.44	126.5	78.6
				5.58	15	18.90	14	28.80	13	40.35	=6	50.69	6	58.75	5	+0.47	125.9	78.2
12	12	ITA-2	GILLARDUZZI Jessica	5.38	3	18.59	=4	28.62	9	40.30	12	50.69	11	58.83	10	+0.73	125.6	78.0
				5.43	=4	18.72	=6	28.66	6	40.43	10	50.90	9	59.18	11	+0.90	124.8	77.5
13	13	GBR-1	MINICHELLO Nicola	5.39	4	18.58	=2	28.52	3	40.28	=8	50.79	12	59.06	12	+0.96	123.7	76.9
				5.43	=4	18.73	9	28.79	12	40.68	13	51.26	13	59.54	13	+1.26	123.2	76.5
14	14	USA-1	ROHBOCK Shauna	5.43	=7	18.68	9	28.61	8	40.29	=10	50.65	=9	58.79	9	+0.69	126.0	78.3
				5.47	8	18.77	10	28.67	7	40.32	5	50.67	5	58.79	6	+0.51	125.9	78.2
15	15	USA-2	PRAHM Jean	5.43	=7	18.62	6	28.54	4	40.16	5	50.54	=6	58.67	5	+0.57	125.6	78.1
				5.49	9	18.72	=6	28.60	4	40.18	4	50.49	4	58.66	4	+0.38	126.3	78.4
16	16	JPN-1	HINO Manami	5.74	16	19.18	16	29.24	16	41.11	16	51.70	16	59.97	15	+1.87	123.6	76.8
				5.70	16	19.14	16	29.17	16	41.03	16	51.69	16	1:00.06	16	+1.78	122.5	76.1

LEGEND

= Equal sign indicates that two or more teams share the same rank

Int Intermediate time No Number Rk Rank


PERFORMANCE ANALYSIS / ANALYSE DES PERFORMANCES

CESANA PARIOL FRI 17 FEB 2006 / VEN 17 FEV 2006 START TIME / DEBUT 22:00

Start Order	Bib No	Team	Pilot Name	Start Time	Rk	S-1 Rk	1-2 Rk	2-3 Rk	3-4 Rk	4-F Rk	Finish Time	Rk	Time Behind	Speed (km/h)	Speed (mph)
1	1	RUS-1	TOKOVAIA Victoria	5.57	14	13.32 14	9.85 3	11.54 2	10.32 3	8.37 14	58.97	11	+0.87	126.2	78.4
				5.52	=11	13.30 =9	9.93 =7	11.64 6	10.55 12	8.27 11	59.21	12	+0.93	123.3	76.6
2	2	SUI-1	HAFNER Sabina	5.48	10	13.21 =5	9.86 4	11.60 5	10.35 6	8.18 9	58.68	6	+0.58	125.7	78.1
				5.56	=13	13.31 =12	9.96 10	11.75 11	10.40 8	8.15 6	59.13	10	+0.85	125.7	78.1
3	3	SUI-2	BAMERT Maya	5.61	15	13.38 15	9.97 12	11.76 =12	10.53 13	8.23 10	59.48	13	+1.38	124.2	77.1
				5.51	10	13.31 =12	9.93 =7	11.74 10	10.45 10	8.17 =7	59.11	9	+0.83	125.1	77.7
4	4	GER-1	KIRIASIS Sandra	5.41	5	13.18 2	9.78 1	11.47 1	10.24 1	8.02 1	58.10	1	0.00	127.1	79.0
				5.40	3	13.20 =2	9.88 =3	11.56 3	10.28 1	8.03 1	58.35	2	+0.07	126.9	78.8
5	5	GER-2	ERDMANN Susi Lisa	5.51	11	13.21 =5	9.96 11	11.61 6	10.36 =7	8.11 3	58.76	8	+0.66	125.9	78.2
				5.52	=11	13.20 =2	9.81 1	11.47 1	10.31 =2	8.09 =3	58.40	3	+0.12	126.1	78.4
6	6	AUS-1	LOCH-WILKINSON Astrid	5.53	12	13.29 13	10.05 14	11.83 14	10.58 14	8.43 15	59.71	14	+1.61	123.4	76.7
				5.56	=13	13.41 15	10.08 16	11.88 14	10.59 14	8.37 =14	59.89	14	+1.61	123.1	76.5
7	7	NED-1	BROEDERS Ilse	5.44	9	13.23 =8	9.90 5	11.57 =3	10.33 4	8.25 11	58.72	7	+0.62	125.7	78.1
				5.46	7	13.25 6	9.97 11	11.72 9	10.41 9	8.21 10	59.02	8	+0.74	125.2	77.8
8	8	NED-2	JURG Eline	5.42	6	13.23 =8	9.92 =6	11.63 8	10.34 5	8.12 =4	58.66	4	+0.56	125.9	78.2
				5.43	=4	13.27 7	9.99 12	11.66 8	10.38 7	8.17 =7	58.90	7	+0.62	125.3	77.8
9	9	CAN-1	UPPERTON Helen	5.34	=1	13.17 1	9.94 =9	11.69 11	10.37 9	8.12 =4	58.63	3	+0.53	125.5	78.0
				5.33	1	13.14 1	9.84 2	11.57 4	10.31 =2	8.09 =3	58.28	1	0.00	126.5	78.6
10	10	CAN-2	GAVINE-HLADY Suzanne	5.34	=1	13.24 10	10.15 16	12.11 16	10.74 16	8.47 16	1:00.05	16	+1.95	122.0	75.8
				5.37	2	13.24 5	10.04 14	12.13 16	10.82 16	8.39 16	59.99	15	+1.71	121.4	75.4
11	11	ITA-1	WEISSENSTEINER Gerda	5.54	13	13.25 =11	9.84 2	11.57 =3	10.28 2	8.06 2	58.54	2	+0.44	126.5	78.6
				5.58	15	13.32 14	9.90 =5	11.55 2	10.34 5	8.06 2	58.75	5	+0.47	125.9	78.2
12	12	ITA-2	GILLARDUZZI Jessica	5.38	3	13.21 =5	10.03 13	11.68 =9	10.39 11	8.14 =7	58.83	10	+0.73	125.6	78.0
				5.43	=4	13.29 8	9.94 9	11.77 12	10.47 11	8.28 =12	59.18	11	+0.90	124.8	77.5
13	13	GBR-1	MINICHELLO Nicola	5.39	4	13.19 =3	9.94 =9	11.76 =12	10.51 12	8.27 =12	59.06	12	+0.96	123.7	76.9
				5.43	=4	13.30 =9	10.06 15	11.89 15	10.58 13	8.28 =12	59.54	13	+1.26	123.2	76.5
14	14	USA-1	ROHBOCK Shauna	5.43	=7	13.25 =11	9.93 8	11.68 =9	10.36 =7	8.14 =7	58.79	9	+0.69	126.0	78.3
				5.47	8	13.30 =9	9.90 =5	11.65 7	10.35 6	8.12 5	58.79	6	+0.51	125.9	78.2
15	15	USA-2	PRAHM Jean	5.43	=7	13.19 =3	9.92 =6	11.62 7	10.38 10	8.13 6	58.67	5	+0.57	125.6	78.1
				5.49	9	13.23 4	9.88 =3	11.58 5	10.31 =2	8.17 =7	58.66	4	+0.38	126.3	78.4
16	16	JPN-1	HINO Manami	5.74	16	13.44 16	10.06 15	11.87 15	10.59 15	8.27 =12	59.97	15	+1.87	123.6	76.8
				5.70	16	13.44 16	10.03 13	11.86 13	10.66 15	8.37 =14	1:00.06	16	+1.78	122.5	76.1

LEGEND

= Equal sign indicates that two or more teams share the same rank

1-2 Segment: 1st to 2nd intermediate point

2-3 Segment: 2nd to 3rd intermediate point


3-4 Segment: 3rd to 4th intermediate point

4-F Segment: 4th intermediate point to finish

No Number

Rk Rank

S-1 Segment: Start to 1st intermediate point


RESULTS / RÉSULTATS


CESANA PARIOL SAT 18 FEB 2006 / SAM 18 FEV 2006 START TIME / DEBUT 10:15

Start Order	Bib No	Team	Pilot Name	Start Time	Rk	Int 1	Rk	Int 2	Rk	Int 3	Rk	Int 4	Rk	Finish Time	Rk	Time Behind	Speed (km/h)	Speed (mph)
1	16	JPN-1	HINO Manami	5.71	16	19.14	16	29.17	16	41.02	16	51.46	16	59.61	16	+1.96	125.2	77.8
				5.69	16	19.13	16	29.19	16	41.08	16	51.55	16	59.74	=15	+1.96	125.0	77.6
2	14	USA-1	ROHBOCK Shauna	5.47	=8	18.71	=9	28.53	7	39.98	5	50.11	5	58.04	5	+0.39	128.7	80.0
				5.51	=12	18.79	=11	28.73	=11	40.40	11	50.68	10	58.73	8	+0.95	126.9	78.8
3	15	USA-2	PRAHM Jean	5.49	11	18.71	=9	28.50	5	39.92	4	50.07	4	58.02	4	+0.37	128.3	79.7
				5.49	=9	18.70	=7	28.52	5	40.02	4	50.30	4	58.35	4	+0.57	126.9	78.8
4	13	GBR-1	MINICHELLO Nicola	5.40	5	18.59	4	28.51	6	40.16	9	50.46	11	58.47	9	+0.82	127.0	78.9
				5.38	4	18.52	3	28.50	=3	40.26	8	50.67	9	58.83	10	+1.05	125.5	77.9
5	11	ITA-1	WEISSENSTEINER Gerda	5.64	15	18.94	15	28.75	12	40.19	11	50.33	8	58.24	6	+0.59	128.3	79.7
				5.62	15	18.87	=13	28.67	10	40.15	6	50.40	6	58.46	=5	+0.68	126.9	78.8
6	12	ITA-2	GILLARDUZZI Jessica	5.47	=8	18.77	12	28.84	15	40.54	15	50.88	15	58.98	13	+1.33	126.3	78.5
				5.51	=12	18.87	=13	29.01	15	40.93	15	51.45	15	59.74	=15	+1.96	124.9	77.6
7	9	CAN-1	UPPERTON Helen	5.32	1	18.43	1	28.23	=1	39.72	2	49.91	2	57.94	3	+0.29	127.8	79.4
				5.34	2	18.46	1	28.33	2	39.93	2	50.24	3	58.30	2	+0.52	126.4	78.5
8	10	CAN-2	GAVINE-HLADY Suzanne	5.38	4	18.56	3	28.54	8	40.27	12	50.80	13	59.09	15	+1.44	124.1	77.1
				5.43	6	18.63	5	28.56	=7	40.38	10	50.95	12	59.29	14	+1.51	124.0	77.0
9	7	NED-1	BROEDERS Ilse	5.44	=6	18.70	8	28.58	10	40.12	8	50.38	9	58.49	10	+0.84	127.1	79.0
				5.41	5	18.70	=7	28.73	=11	40.53	13	51.00	13	59.25	13	+1.47	124.4	77.3
10	8	NED-2	JURG Eline	5.37	3	18.62	5	28.49	4	40.03	6	50.29	6	58.43	8	+0.78	126.7	78.7
				5.32	1	18.60	4	28.53	6	40.18	7	50.54	7	58.68	7	+0.90	125.5	77.9
11	6	AUS-1	LOCH-WILKINSON Astrid	5.50	12	18.82	13	28.81	13	40.52	14	50.87	14	59.04	14	+1.39	126.0	78.2
				5.49	=9	18.79	=11	28.84	13	40.62	14	51.02	14	59.20	12	+1.42	125.6	78.1
12	4	GER-1	KIRIASIS Sandra	5.33	2	18.47	2	28.23	=1	39.60	1	49.75	1	57.65	1	0.00	128.4	79.8
				5.36	3	18.50	2	28.30	1	39.71	1	49.85	1	57.78	1	0.00	128.4	79.7
13	5	GER-2	ERDMANN Susi Lisa	5.47	=8	18.66	6	28.45	3	39.87	3	49.99	3	57.92	2	+0.27	128.9	80.1
				5.47	7	18.68	6	28.50	=3	39.98	3	50.22	2	58.32	3	+0.54	127.0	78.9
14	2	SUI-1	HAFNER Sabina	5.51	13	18.73	11	28.60	11	40.17	10	50.42	10	58.51	11	+0.86	127.2	79.0
				5.48	8	18.70	=7	28.56	=7	40.09	5	50.37	5	58.46	=5	+0.68	126.6	78.7
15	3	SUI-2	BAMERT Maya	5.44	=6	18.67	7	28.55	9	40.10	7	50.32	7	58.29	7	+0.64	127.5	79.2
				5.49	=9	18.73	10	28.65	9	40.31	9	50.65	8	58.74	9	+0.96	126.1	78.4
16	1	RUS-1	TOKOVAIA Victoria	5.55	14	18.90	14	28.82	14	40.45	13	50.76	12	58.83	12	+1.18	126.5	78.6
				5.56	14	18.90	15	28.85	14	40.50	12	50.85	11	58.99	11	+1.21	126.0	78.2

LEGEND

= Equal sign indicates that two or more teams share the same rank

Int Intermediate time No Number Rk Rank




PERFORMANCE ANALYSIS / ANALYSE DES PERFORMANCES

CESANA PARIOL SAT 18 FEB 2006 / SAM 18 FEV 2006 START TIME / DEBUT 10:15

Start Order	Bib No	Team	Pilot Name	Start Time	Rk	S-1 Rk	1-2 Rk	2-3 Rk	3-4 Rk	4-F Rk	Finish Time	Rk	Time Behind	Speed (km/h)	Speed (mph)					
1	16	JPN-1	HINO Manami	5.71	16	13.43	16	10.03	15	11.85	16	10.44	15	8.15	14	59.61	16	+1.96	125.2	77.8
				5.69	16	13.44	16	10.06	15	11.89	15	10.47	=13	8.19	13	59.74	=15	+1.96	125.0	77.6
2	14	USA-1	ROHBOCK Shauna	5.47	=8	13.24	9	9.82	6	11.45	5	10.13	2	7.93	=3	58.04	5	+0.39	128.7	80.0
				5.51	=12	13.28	=10	9.94	10	11.67	10	10.28	=4	8.05	=2	58.73	8	+0.95	126.9	78.8
3	15	USA-2	PRAHM Jean	5.49	11	13.22	=6	9.79	=2	11.42	=2	10.15	=4	7.95	5	58.02	4	+0.37	128.3	79.7
				5.49	=9	13.21	=5	9.82	=3	11.50	4	10.28	=4	8.05	=2	58.35	4	+0.57	126.9	78.8
4	13	GBR-1	MINICHELLO Nicola	5.40	5	13.19	=4	9.92	=11	11.65	12	10.30	11	8.01	7	58.47	9	+0.82	127.0	78.9
				5.38	4	13.14	=2	9.98	12	11.76	11	10.41	12	8.16	11	58.83	10	+1.05	125.5	77.9
5	11	ITA-1	WEISSENSTEINER Gerda	5.64	15	13.30	=12	9.81	5	11.44	4	10.14	3	7.91	2	58.24	6	+0.59	128.3	79.7
				5.62	15	13.25	9	9.80	=1	11.48	=2	10.25	3	8.06	=4	58.46	=5	+0.68	126.9	78.8
6	12	ITA-2	GILLARDUZZI Jessica	5.47	=8	13.30	=12	10.07	16	11.70	13	10.34	13	8.10	11	58.98	13	+1.33	126.3	78.5
				5.51	=12	13.36	15	10.14	16	11.92	16	10.52	15	8.29	15	59.74	=15	+1.96	124.9	77.6
7	9	CAN-1	UPPERTON Helen	5.32	1	13.11	1	9.80	4	11.49	6	10.19	6	8.03	8	57.94	3	+0.29	127.8	79.4
				5.34	2	13.12	1	9.87	6	11.60	6	10.31	7	8.06	=4	58.30	2	+0.52	126.4	78.5
8	10	CAN-2	GAVINE-HLADY Suzanne	5.38	4	13.18	3	9.98	13	11.73	15	10.53	16	8.29	16	59.09	15	+1.44	124.1	77.1
				5.43	6	13.20	4	9.93	=8	11.82	14	10.57	16	8.34	16	59.29	14	+1.51	124.0	77.0
9	7	NED-1	BROEDERS Ilse	5.44	=6	13.26	11	9.88	=9	11.54	=7	10.26	=9	8.11	12	58.49	10	+0.84	127.1	79.0
				5.41	5	13.29	12	10.03	13	11.80	13	10.47	=13	8.25	14	59.25	13	+1.47	124.4	77.3
10	8	NED-2	JURG Eline	5.37	3	13.25	10	9.87	=7	11.54	=7	10.26	=9	8.14	13	58.43	8	+0.78	126.7	78.7
				5.32	1	13.28	=10	9.93	=8	11.65	=7	10.36	10	8.14	=9	58.68	7	+0.90	125.5	77.9
11	6	AUS-1	LOCH-WILKINSON Astrid	5.50	12	13.32	14	9.99	14	11.71	14	10.35	14	8.17	15	59.04	14	+1.39	126.0	78.2
				5.49	=9	13.30	13	10.05	14	11.78	12	10.40	11	8.18	12	59.20	12	+1.42	125.6	78.1
12	4	GER-1	KIRIASIS Sandra	5.33	2	13.14	2	9.76	1	11.37	1	10.15	=4	7.90	1	57.65	1	0.00	128.4	79.8
				5.36	3	13.14	=2	9.80	=1	11.41	1	10.14	1	7.93	1	57.78	1	0.00	128.4	79.7
13	5	GER-2	ERDMANN Susi Lisa	5.47	=8	13.19	=4	9.79	=2	11.42	=2	10.12	1	7.93	=3	57.92	2	+0.27	128.9	80.1
				5.47	7	13.21	=5	9.82	=3	11.48	=2	10.24	2	8.10	8	58.32	3	+0.54	127.0	78.9
14	2	SUI-1	HAFNER Sabina	5.51	13	13.22	=6	9.87	=7	11.57	10	10.25	8	8.09	10	58.51	11	+0.86	127.2	79.0
				5.48	8	13.22	7	9.86	5	11.53	5	10.28	=4	8.09	=6	58.46	=5	+0.68	126.6	78.7
15	3	SUI-2	BAMERT Maya	5.44	=6	13.23	8	9.88	=9	11.55	9	10.22	7	7.97	6	58.29	7	+0.64	127.5	79.2
				5.49	=9	13.24	8	9.92	7	11.66	9	10.34	8	8.09	=6	58.74	9	+0.96	126.1	78.4
16	1	RUS-1	TOKOVAIA Victoria	5.55	14	13.35	15	9.92	=11	11.63	11	10.31	12	8.07	9	58.83	12	+1.18	126.5	78.6
				5.56	14	13.34	14	9.95	11	11.65	=7	10.35	9	8.14	=9	58.99	11	+1.21	126.0	78.2

LEGEND

=	Equal sign indicates that two or more teams share the same rank						
1-2	Segment: 1st to 2nd intermediate point	2-3	Segment: 2nd to 3rd intermediate point	3-4	Segment: 3rd to 4th intermediate point	4-F	Segment: 4th intermediate point to finish
No	Number	Rk	Rank	S-1	Segment: Start to 1st intermediate point		


RESULTS / RÉSULTATS

CESANA PARIOL SUN 19 FEB 2006 / DIM 19 FEV 2006 START TIME / DEBUT 10:15

Start Order	Bib No	Team	Pilot Name	Start Time	Rk	Int 1 Rk	Int 2 Rk	Int 3 Rk	Int 4 Rk	Finish Time	Rk	Time Behind	Speed (km/h)	Speed (mph)				
1	11	ITA-1	WEISSENSTEINER Gerda	5.66	15	18.97	15	28.79	=14	40.25	13	50.43	7	58.38	3	+0.48	127.9	79.5
				5.62	13	18.91	13	28.72	10	40.18	5	50.36	2	58.37	2	+0.08	127.7	79.4
2	12	ITA-2	GILLARDUZZI Jessica	5.46	8	18.70	=8	28.55	8	40.12	9	50.45	10	58.53	9	+0.63	126.3	78.5
				5.48	=6	18.74	7	28.66	=7	40.32	9	50.69	8	58.84	7	+0.55	125.7	78.1
3	4	GER-1	KIRIASIS Sandra	5.43	4	18.62	=4	28.42	3	39.82	1	49.97	1	57.90	1	0.00	128.2	79.6
																DNS		
4	5	GER-2	ERDMANN Susi Lisa	5.54	12	18.75	11	28.50	7	39.90	2	50.04	2	58.03	2	+0.13	128.4	79.7
				5.60	12	18.85	10	28.61	6	40.09	1	50.28	1	58.29	1	0.00	128.0	79.5
5	9	CAN-1	UPPERTON Helen	5.39	3	18.56	3	28.41	2	40.02	4	50.31	3	58.43	=4	+0.53	127.0	78.9
				5.42	=2	18.61	2	28.52	2	40.14	2	50.52	4	58.66	4	+0.37	125.8	78.1
6	10	CAN-2	GAVINE-HLADY Suzanne	5.37	=1	18.53	2	28.37	1	40.10	=6	50.69	14	59.04	14	+1.14	123.2	76.6
				5.36	1	18.55	1	28.42	1	40.23	7	50.74	10	58.94	=9	+0.65	124.6	77.4
7	6	AUS-1	LOCH-WILKINSON Astrid	5.49	11	18.77	12	28.73	13	40.43	15	50.93	15	59.18	15	+1.28	124.3	77.2
				5.51	8	18.86	11	28.85	13	40.60	14	51.13	14	59.41	14	+1.12	124.1	77.1
8	16	JPN-1	HINO Manami	5.71	16	19.20	16	29.29	16	41.24	16	51.82	16	1:00.15	16	+2.25	123.4	76.7
				5.72	15	19.19	15	29.24	15	41.05	15	51.57	15	59.83	15	+1.54	124.6	77.4
9	7	NED-1	BROEDERS Ilse	5.48	10	18.71	10	28.57	10	40.24	12	50.63	=12	58.83	12	+0.93	125.7	78.1
				5.52	9	18.83	8	28.80	11	40.50	12	50.86	=11	59.07	12	+0.78	125.9	78.2
10	8	NED-2	JURG Eline	5.44	5	18.62	=4	28.47	6	40.10	=6	50.58	11	59.03	13	+1.13	123.7	76.8
				5.46	4	18.72	=4	28.66	=7	40.35	10	50.73	9	58.94	=9	+0.65	125.5	78.0
11	2	SUI-1	HAFNER Sabina	5.60	14	18.90	14	28.79	=14	40.37	14	50.63	=12	58.72	11	+0.82	127.1	79.0
				5.63	14	19.05	14	28.93	14	40.53	13	51.00	13	59.29	13	+1.00	124.6	77.4
12	3	SUI-2	BAMERT Maya	5.45	=6	18.66	7	28.59	11	40.19	11	50.44	=8	58.48	6	+0.58	127.4	79.2
				5.47	5	18.72	=4	28.60	5	40.21	6	50.60	5	58.72	5	+0.43	125.5	78.0
13	14	USA-1	ROHBOCK Shauna	5.45	=6	18.64	6	28.46	5	40.00	3	50.37	4	58.50	7	+0.60	125.7	78.1
				5.48	=6	18.72	=4	28.59	4	40.17	=3	50.51	3	58.62	3	+0.33	126.0	78.2
14	15	USA-2	PRAHM Jean	5.47	9	18.70	=8	28.56	9	40.11	8	50.38	5	58.43	=4	+0.53	126.9	78.8
				5.55	11	18.84	9	28.70	9	40.30	8	50.64	6	58.77	6	+0.48	126.0	78.3
15	13	GBR-1	MINICHELLO Nicola	5.37	=1	18.52	1	28.45	4	40.08	5	50.40	6	58.51	8	+0.61	126.4	78.5
				5.42	=2	18.65	3	28.56	3	40.17	=3	50.66	7	58.92	8	+0.63	124.2	77.2
16	1	RUS-1	TOKOVAIA Victoria	5.55	13	18.80	13	28.66	12	40.16	10	50.44	=8	58.55	10	+0.65	126.3	78.5
				5.54	10	18.90	12	28.83	12	40.47	11	50.86	=11	59.04	11	+0.75	125.7	78.1

LEGEND


= Equal sign indicates that two or more teams share the same rank

DNS Did not start

Int Intermediate time

No Number

Rk Rank


PERFORMANCE ANALYSIS / ANALYSE DES PERFORMANCES

CESANA PARIOL SUN 19 FEB 2006 / DIM 19 FEV 2006 START TIME / DEBUT 10:15

Start Order	Bib No	Team	Pilot Name	Start Time	Rk	S-1 Rk	1-2 Rk	2-3 Rk	3-4 Rk	4-F Rk	Finish Time	Rk	Time Behind	Speed (km/h)	Speed (mph)					
1	11	ITA-1	WEISSENSTEINER Gerda	5.66	15	13.31	15	9.82	=3	11.46	3	10.18	3	7.95	2	58.38	3	+0.48	127.9	79.5
				5.62	13	13.29	=9	9.81	2	11.46	1	10.18	1	8.01	=1	58.37	2	+0.08	127.7	79.4
2	12	ITA-2	GILLARDUZZI Jessica	5.46	8	13.24	11	9.85	=6	11.57	7	10.33	10	8.08	6	58.53	9	+0.63	126.3	78.5
				5.48	=6	13.26	=7	9.92	10	11.66	10	10.37	6	8.15	7	58.84	7	+0.55	125.7	78.1
3	4	GER-1	KIRIASIS Sandra	5.43	4	13.19	=5	9.80	2	11.40	=1	10.15	2	7.93	1	57.90	1	0.00	128.2	79.6
																DNS				
4	5	GER-2	ERDMANN Susi Lisa	5.54	12	13.21	=7	9.75	1	11.40	=1	10.14	1	7.99	3	58.03	2	+0.13	128.4	79.7
				5.60	12	13.25	=5	9.76	1	11.48	2	10.19	2	8.01	=1	58.29	1	0.00	128.0	79.5
5	9	CAN-1	UPPERTON Helen	5.39	3	13.17	3	9.85	=6	11.61	10	10.29	8	8.12	10	58.43	=4	+0.53	127.0	78.9
				5.42	=2	13.19	=1	9.91	=8	11.62	8	10.38	=7	8.14	6	58.66	4	+0.37	125.8	78.1
6	10	CAN-2	GAVINE-HLADY Suzanne	5.37	=1	13.16	2	9.84	5	11.73	15	10.59	16	8.35	15	59.04	14	+1.14	123.2	76.6
				5.36	1	13.19	=1	9.87	=4	11.81	=14	10.51	13	8.20	9	58.94	=9	+0.65	124.6	77.4
7	6	AUS-1	LOCH-WILKINSON Astrid	5.49	11	13.28	13	9.96	15	11.70	14	10.50	14	8.25	13	59.18	15	+1.28	124.3	77.2
				5.51	8	13.35	12	9.99	14	11.75	13	10.53	15	8.28	14	59.41	14	+1.12	124.1	77.1
8	16	JPN-1	HINO Manami	5.71	16	13.49	16	10.09	16	11.95	16	10.58	15	8.33	14	1:00.15	16	+2.25	123.4	76.7
				5.72	15	13.47	15	10.05	15	11.81	=14	10.52	14	8.26	=12	59.83	15	+1.54	124.6	77.4
9	7	NED-1	BROEDERS Ilse	5.48	10	13.23	=9	9.86	=9	11.67	13	10.39	12	8.20	12	58.83	12	+0.93	125.7	78.1
				5.52	9	13.31	11	9.97	13	11.70	12	10.36	5	8.21	=10	59.07	12	+0.78	125.9	78.2
10	8	NED-2	JURG Eline	5.44	5	13.18	4	9.85	=6	11.63	=11	10.48	13	8.45	16	59.03	13	+1.13	123.7	76.8
				5.46	4	13.26	=7	9.94	12	11.69	11	10.38	=7	8.21	=10	58.94	=9	+0.65	125.5	78.0
11	2	SUI-1	HAFNER Sabina	5.60	14	13.30	14	9.89	12	11.58	8	10.26	5	8.09	7	58.72	11	+0.82	127.1	79.0
				5.63	14	13.42	14	9.88	=6	11.60	=4	10.47	11	8.29	15	59.29	13	+1.00	124.6	77.4
12	3	SUI-2	BAMERT Maya	5.45	=6	13.21	=7	9.93	=13	11.60	9	10.25	4	8.04	4	58.48	6	+0.58	127.4	79.2
				5.47	5	13.25	=5	9.88	=6	11.61	=6	10.39	=9	8.12	4	58.72	5	+0.43	125.5	78.0
13	14	USA-1	ROHBOCK Shauna	5.45	=6	13.19	=5	9.82	=3	11.54	5	10.37	11	8.13	11	58.50	7	+0.60	125.7	78.1
				5.48	=6	13.24	4	9.87	=4	11.58	3	10.34	=3	8.11	3	58.62	3	+0.33	126.0	78.2
14	15	USA-2	PRAHM Jean	5.47	9	13.23	=9	9.86	=9	11.55	6	10.27	6	8.05	5	58.43	=4	+0.53	126.9	78.8
				5.55	11	13.29	=9	9.86	3	11.60	=4	10.34	=3	8.13	5	58.77	6	+0.48	126.0	78.3
15	13	GBR-1	MINICHELLO Nicola	5.37	=1	13.15	1	9.93	=13	11.63	=11	10.32	9	8.11	=8	58.51	8	+0.61	126.4	78.5
				5.42	=2	13.23	3	9.91	=8	11.61	=6	10.49	12	8.26	=12	58.92	8	+0.63	124.2	77.2
16	1	RUS-1	TOKOVAIA Victoria	5.55	13	13.25	12	9.86	=9	11.50	4	10.28	7	8.11	=8	58.55	10	+0.65	126.3	78.5
				5.54	10	13.36	13	9.93	11	11.64	9	10.39	=9	8.18	8	59.04	11	+0.75	125.7	78.1

LEGEND

= Equal sign indicates that two or more teams share the same rank

1-2 Segment: 1st to 2nd intermediate point

2-3 Segment: 2nd to 3rd intermediate point

3-4 Segment: 3rd to 4th intermediate point


4-F Segment: 4th intermediate point to finish

DNS Did not start

No Number

Rk Rank

S-1 Segment: Start to 1st intermediate point



TEAM CAPTAINS MEETING MINUTES

CESANA PARIOL 19 FEB 2006 11.30 am 12.30 pm

Ivo Ferriani (Sports competition Manager) welcomes all TCs for the 2nd Team Captains Meeting and the draw for women bob.

He informs that the training conditions have been correct during the past days although the weather conditions have not been perfect.

He would like to thank the FIBT for their great support during the past training days.

Race Director Georg Werth welcomes all present TCs for the 2nd TCM and draw for the women. He also refers to the weather conditions and adds that the training went well and correct.

The race procedure will be similar to training.

- **Transport of the sleds**

Will be done by the trucks of the organization, only between 3.30p.m. and 4:30 p.m. from the container to the start.

After the race the bobs will be brought back to the container.

We ask you for fast load and unload of the sleds.

- **Track walk:**

According to the distributed track walk schedule between 3:30 p.m. and 4:30 p.m.

- **Track preparation:**

The whole track will be spritzed after the track walk is finished. Between the heats the track will be wiped and spritzed. According to the weather forecast it should get better. In case of snow the track will be wiped after each sled.

Jury President Terry Gudzowsky:

Welcomes all present TCs. He wants to thank Georg and Ivo and their teams for the great work they have done in the past days. He also would like to thank the federations and their athletes for the discipline they showed; he thanks the Race office for their tremendous job which they have done in preparation of the training.

All Teams taking part in the training have qualified for the competition.

Material commission , Bob Cueno:

Wants to inform again that there is the possibility to exchange broken bar codes or replace a broken runner set with the 3rd runner set on Monday, 20th between 10:30 a.m. and 11:30 a.m. . It will be done at the finish area.

Sled control after the race:

After the last heat sleds will be controlled. Please be prepared that the material commission may take apart the steering as well as other parts. The teams are responsible to bring their own tools.



CAN:

Is it possible to have a control after the 1st day of competition?

- ▶ the controls will be done after the 2nd and 4th heat

Jury President Terry Gudzowsky

The coaches, officials and helpers are requested to step onto the start area only with clean shoes.

Mixed Zone:

All athletes are requested to walk through the Mixed Zone after the 2nd and 4th heat.

USA:

Will there be a change compared to the men's race at the finish regarding the coaches?

- ▶ there will be no changes – we will have experienced volunteers who assist if requested. The coaches can assist as soon as the sled is on the finish dock.

GER:

Do we get additional armbands for the coaches in the finish?

- ▶ No – as told before we will have the same procedure as in men's race; it worked very well.

The draw has been done after reading the names.

Jury President Terry Gudzowsky:

He wishes all TCs good luck and fair competitions.

Race Director Georg Werth:


He asks all TCs and their athletes to keep clean the tent at the start . Yesterday after the men's 1st and 2nd heat the tent has been filled with empty bottles and waste. There are enough waste boxes to be used.

After the TCM you can pick up your startnumbers for the sled and for the runner guards by nation.

We wish everybody safe and exciting races.

Race director:
Georg Werth

Cesana, 19th of February 2006


START LIST / LISTE DE DÉPART

CESANA PARIOL MON 20 FEB 2006 / LUN 20 FEV 2006 START TIME / DEBUT 17:30

	Start Record		Track Record	
Time	5.22 sec		58.57 sec	
Date	21 JAN 2005		07 JAN 2006	
NOC Code/Names	USA	ROHBOCK Shauna, FLEMING Valerie	ITA	WEISSENSTEINER Gerda, ISACCO Jennifer


Start Order	Bib No	Team	Name	Start Time	Time	Total Time Behind	Rk	Start Time	Int 1	Int 2	Int 3	Int 4	Finish Time	Total Time
1	1	GER-2	ERDMANN Susi Lisa HERSCHMANN Nicole											
2	2	SUI-1	BAMERT Maya FEUSI Martina											
3	3	CAN-1	UPPERTON Helen MOYSE Heather											
4	4	ITA-1	WEISSENSTEINER Gerda ISACCO Jennifer											
5	5	GBR-1	MINICHIELLO Nicola DAVIES Jacqui											
6	6	GER-1	KIRIASIS Sandra SCHNEIDERHEINZE Anja											
7	7	NED-1	BROEDERS Ilse PENNINGS Jeannette											
8	8	USA-2	PRAHM Jean FLOWERS Vonetta											
9	9	RUS-1	TOKOVAIA Victoria ORLOVA Nadejda											
10	10	USA-1	ROHBOCK Shauna FLEMING Valerie											
11	11	ITA-2	GILLARDUZZI Jessica MOLLICA Fabiana											
12	12	SUI-2	HAFNER Sabina HUBER Cora											
13	13	CAN-2	GAVINE-HLADY Suzanne CRUICKSHANK Jaime											
14	14	NED-2	JURG Eline van HAPEREN Kitty											
15	15	JPN-1	HINO Manami NAGAOKA Chisato											
16	16	AUS-1	LOCH-WILKINSON Astrid REED Kylie											

NOTES

In the listing of team names, the pilot is always shown first.

LEGEND

Int	Intermediate time	No	Number	Rk	Rank
-----	-------------------	----	--------	----	------


RESULTS / RÉSULTATS

CESANA PARIOL MON 20 FEB 2006 / LUN 20 FEV 2006 START TIME / DEBUT 17:30

	Start Record	Track Record
Time	5.16 sec	57.16 sec
Date	20 FEB 2006	20 FEB 2006
NOC Code/ Names	CAN-1 UPPERTON Helen, MOYSE Heather	GER-1 KIRIASIS Sandra, SCHNEIDERHEINZE Anja

Rk	Bib No	Team	Name	Start Time	Rk	Int 1 Rk	Int 2 Rk	Int 3 Rk	Int 4 Rk	Finish Time	Rk	Time Behind	Speed (km/h) (mph)	Rec
1	6	GER-1	KIRIASIS Sandra SCHNEIDERHEINZE Anja	5.25	4	18.28 =4	27.93 2	39.21 2	49.28 1	57.16	1	0.00	128.8 80.0	TR
											Total:	57.16	0.00	
2	1	GER-2	ERDMANN Susi Lisa HERSCHMANN Nicole	5.42	15	18.50 13	28.16 8	39.37 4	49.39 2	57.26	2	+0.10	129.6 80.5	
											Total:	57.26	+0.10	
3	3	CAN-1	UPPERTON Helen MOYSE Heather	5.16	1	18.11 1	27.84 1	39.18 1	49.40 3	57.37	=3	+0.21	127.0 78.9	SR
											Total:	57.37	+0.21	
3	10	USA-1	ROHBOCK Shauna FLEMING Valerie	5.28	=7	18.28 =4	27.97 3	39.36 3	49.50 4	57.37	=3	+0.21	128.4 79.7	
											Total:	57.37	+0.21	
5	4	ITA-1	WEISSENSTEINER Gerda ISACCO Jennifer	5.37	11	18.45 10	28.19 11	39.50 5	49.60 5	57.50	5	+0.34	128.2 79.7	
											Total:	57.50	+0.34	
6	9	RUS-1	TOKOVAIA Victoria ORLOVA Nadejda	5.39	13	18.47 12	28.20 12	39.54 7	49.68 6	57.64	6	+0.48	128.0 79.5	
											Total:	57.64	+0.48	
7	2	SUI-1	BAMERT Maya FEUSI Martina	5.33	=9	18.41 8	28.17 9	39.61 =10	49.76 7	57.72	7	+0.56	128.1 79.6	
											Total:	57.72	+0.56	
8	5	GBR-1	MINICHIELLO Nicola DAVIES Jacqui	5.23	3	18.26 3	28.08 5	39.61 =10	49.80 8	57.78	8	+0.62	128.0 79.5	
											Total:	57.78	+0.62	
9	12	SUI-2	HAFNER Sabina HUBER Cora	5.38	12	18.46 11	28.18 10	39.69 12	49.88 10	57.86	9	+0.70	127.4 79.2	
											Total:	57.86	+0.70	
10	8	USA-2	PRAHM Jean FLOWERS Vonetta	5.33	=9	18.42 9	28.21 13	39.59 9	49.83 9	57.97	10	+0.81	126.7 78.7	
											Total:	57.97	+0.81	
11	14	NED-2	JURG Eline van HAPEREN Kitty	5.22	2	18.24 2	28.02 4	39.51 6	49.89 11	58.05	11	+0.89	125.0 77.6	
											Total:	58.05	+0.89	
12	11	ITA-2	GILLARDUZZI Jessica MOLLICA Fabiana	5.27	=5	18.55 =14	28.40 14	39.92 14	50.19 12	58.26	12	+1.10	126.3 78.5	
											Total:	58.26	+1.10	
13	13	CAN-2	GAVINE-HLADY Suzanne CRUICKSHANK Jaime	5.27	=5	18.30 =6	28.14 7	39.88 13	50.34 14	58.49	13	+1.33	124.6 77.4	
											Total:	58.49	+1.33	
14	16	AUS-1	LOCH-WILKINSON Astrid REED Kylie	5.40	14	18.55 =14	28.41 15	40.01 15	50.38 15	58.53	14	+1.37	125.6 78.0	
											Total:	58.53	+1.37	
15	15	JPN-1	HINO Manami NAGAOKA Chisato	5.62	16	18.97 16	28.96 16	40.74 16	51.22 16	59.41	15	+2.25	124.5 77.3	
											Total:	59.41	+2.25	
16	7	NED-1	BROEDERS Ilse PENNINGS Jeannette	5.28	=7	18.30 =6	28.09 6	39.58 8	50.27 13	1:00.13	16	+2.97	114.6 71.2	
											Total:	1:00.13	+2.97	

NOTES

In the listing of team names, the pilot is always shown first.

LEGEND

= Equal sign indicates that two or more teams share the same rank

Int Intermediate time


No Number

Rec Record

Rk Rank

SR Start record

TR Track record



START LIST / LISTE DE DÉPART

CESANA PARIOL MON 20 FEB 2006 / LUN 20 FEV 2006 START TIME / DEBUT 19:00

		Start Record			Track Record
Time		5.16 sec			57.16 sec
Date		20 FEB 2006			20 FEB 2006
NOC Code/ Names	CAN-1	UPPERTON Helen, MOYSE Heather	GER-1		KIRIASIS Sandra, SCHNEIDERHEINZE Anja

Start Order	Bib No	Team	Name	Start Time	Time	Total Time Behind	Rk	Start Time	Int 1	Int 2	Int 3	Int 4	Finish Time	Total Time
1	7	NED-1	BROEDERS Ilse PENNINGGS Jeannette	5.28	1:00.13	1:00.13 +2.97	16							
2	15	JPN-1	HINO Manami NAGAOKA Chisato	5.62	59.41	59.41 +2.25	15							
3	16	AUS-1	LOCH-WILKINSON Astrid REED Kylie	5.40	58.53	58.53 +1.37	14							
4	13	CAN-2	GAVINE-HLADY Suzanne CRUICKSHANK Jaime	5.27	58.49	58.49 +1.33	13							
5	11	ITA-2	GILLARDUZZI Jessica MOLLICA Fabiana	5.27	58.26	58.26 +1.10	12							
6	14	NED-2	JURG Eline van HAPEREN Kitty	5.22	58.05	58.05 +0.89	11							
7	8	USA-2	PRAHM Jean FLOWERS Vonetta	5.33	57.97	57.97 +0.81	10							
8	12	SUI-2	HAFNER Sabina HUBER Cora	5.38	57.86	57.86 +0.70	9							
9	5	GBR-1	MINICHIELLO Nicola DAVIES Jacqui	5.23	57.78	57.78 +0.62	8							
10	2	SUI-1	BAMERT Maya FEUSI Martina	5.33	57.72	57.72 +0.56	7							
11	9	RUS-1	TOKOVAIA Victoria ORLOVA Nadejda	5.39	57.64	57.64 +0.48	6							
12	4	ITA-1	WEISSENSTEINER Gerda ISACCO Jennifer	5.37	57.50	57.50 +0.34	5							
13	10	USA-1	ROHBOCK Shauna FLEMING Valerie	5.28	57.37	57.37 +0.21	=3							
14	3	CAN-1	UPPERTON Helen MOYSE Heather	5.16	57.37	57.37 +0.21	=3							
15	1	GER-2	ERDMANN Susi Lisa HERSCHMANN Nicole	5.42	57.26	57.26 +0.10	2							
16	6	GER-1	KIRIASIS Sandra SCHNEIDERHEINZE Anja	5.25	57.16	57.16 0.00	1							

NOTES

In the listing of team names, the pilot is always shown first.

LEGEND

= Equal sign indicates that two or more teams share the same rank


Int Intermediate time

No Number

Rk Rank

SR Start record


TR Track record


RESULTS / RÉSULTATS

CESANA PARIOL MON 20 FEB 2006 / LUN 20 FEV 2006 START TIME / DEBUT 19:00

		Start Record				Track Record			
Time		5.16 sec				57.16 sec			
Date		20 FEB 2006				20 FEB 2006			
NOC Code/ Names		CAN-1 UPPERTON Helen, MOYSE Heather				GER-1 KIRIASIS Sandra, SCHNEIDERHEINZE Anja			

Rk	Bib No	Team	Name	Start Time	Rk	Int 1 Rk	Int 2 Rk	Int 3 Rk	Int 4 Rk	Finish Time	Rk	Time Behind	Speed (km/h)	Speed (mph)	Rec
1	6	GER-1	KIRIASIS Sandra	5.25	4	18.28 =4	27.93 2	39.21 2	49.28 1	57.16 1	1	0.00	128.8	80.0	TR
			SCHNEIDERHEINZE Anja	5.28	4	18.33 3	28.02 2	39.36 =1	49.73 6	57.77 =7	+0.28	126.2	78.4		
				Total:				1:54.93		0.00					
2	1	GER-2	ERDMANN Susi Lisa	5.42	15	18.50 13	28.16 8	39.37 4	49.39 2	57.26 2	2	+0.10	129.6	80.5	
			HERSCHMANN Nicole	5.44	13	18.59 13	28.33 13	39.64 11	49.79 10	57.75 6	+0.26	127.7	79.4		
				Total:				1:55.01		+0.08					
3	10	USA-1	ROHBOCK Shauna	5.28	=7	18.28 =4	27.97 3	39.36 3	49.50 4	57.37 =3	3	+0.21	128.4	79.7	
			FLEMING Valerie	5.32	7	18.39 =5	28.09 3	39.48 3	49.64 2	57.65 2	+0.16	128.1	79.6		
				Total:				1:55.02		+0.09					
4	3	CAN-1	UPPERTON Helen	5.16	1	18.11 1	27.84 1	39.18 1	49.40 3	57.37 =3	3	+0.21	127.0	78.9	SR
			MOYSE Heather	5.21	1	18.24 1	28.10 =4	39.58 9	49.78 =8	57.77 =7	+0.28	127.8	79.4		
				Total:				1:55.14		+0.21					
5	4	ITA-1	WEISSENSTEINER Gerda	5.37	11	18.45 10	28.19 11	39.50 5	49.60 5	57.50 5	5	+0.34	128.2	79.7	
			ISACCO Jennifer	5.45	14	18.58 12	28.29 11	39.62 10	49.74 7	57.67 =3	+0.18	128.0	79.5		
				Total:				1:55.17		+0.24					
6	5	GBR-1	MINICHELLO Nicola	5.23	3	18.26 3	28.08 5	39.61 =10	49.80 8	57.78 8	8	+0.62	128.0	79.5	
			DAVIES Jacqui	5.25	2	18.27 2	27.99 1	39.36 =1	49.51 1	57.49 1	0.00	128.0	79.5		
				Total:				1:55.27		+0.34					
7	9	RUS-1	TOKOVAIA Victoria	5.39	13	18.47 12	28.20 12	39.54 7	49.68 6	57.64 6	6	+0.48	128.0	79.5	
			ORLOVA Nadejda	5.40	10	18.52 10	28.21 8	39.56 =6	49.69 3	57.72 5	+0.23	128.4	79.7		
				Total:				1:55.36		+0.43					
8	2	SUI-1	BAMERT Maya	5.33	=9	18.41 8	28.17 9	39.61 =10	49.76 7	57.72 7	7	+0.56	128.1	79.6	
			FEUSI Martina	5.36	8	18.51 9	28.32 12	39.70 13	49.84 12	57.78 10	+0.29	128.5	79.8		
				Total:				1:55.50		+0.57					
9	8	USA-2	PRAHM Jean	5.33	=9	18.42 9	28.21 13	39.59 9	49.83 9	57.97 10	10	+0.81	126.7	78.7	
			FLOWERS Vonetta	5.37	9	18.50 8	28.22 9	39.56 =6	49.71 4	57.67 =3	+0.18	127.9	79.5		
				Total:				1:55.64		+0.71					
10	12	SUI-2	HAFNER Sabina	5.38	12	18.46 11	28.18 10	39.69 12	49.88 10	57.86 9	9	+0.70	127.4	79.2	
			HUBER Cora	5.42	12	18.54 11	28.25 10	39.67 12	49.87 13	57.92 12	+0.43	127.7	79.4		
				Total:				1:55.78		+0.85					
11	11	ITA-2	GILLARDUZZI Jessica	5.27	=5	18.55 =14	28.40 14	39.92 14	50.19 12	58.26 12	12	+1.10	126.3	78.5	
			MOLLICA Fabiana	5.31	6	18.42 7	28.15 7	39.53 5	49.72 5	57.77 =7	+0.28	127.6	79.3		
				Total:				1:56.03		+1.10					
12	14	NED-2	JURG Eline	5.22	2	18.24 2	28.02 4	39.51 6	49.89 11	58.05 11	11	+0.89	125.0	77.6	
			van HAPEREN Kitty	5.26	3	18.35 4	28.10 =4	39.50 4	49.78 =8	58.08 13	+0.59	126.3	78.4		
				Total:				1:56.13		+1.20					
13	13	CAN-2	GAVINE-HLADY Suzanne	5.27	=5	18.30 =6	28.14 7	39.88 13	50.34 14	58.49 13	13	+1.33	124.6	77.4	
			CRUICKSHANK Jaime	5.30	5	18.39 =5	28.14 6	39.57 8	49.80 11	57.86 11	+0.37	126.7	78.7		
				Total:				1:56.35		+1.42					


RESULTS / RÉSULTATS

CESANA PARIOL MON 20 FEB 2006 / LUN 20 FEV 2006 START TIME / DEBUT 19:00

Rk	Bib No	Team	Name	Start Time	Rk	Int 1 Rk	Int 2 Rk	Int 3 Rk	Int 4 Rk	Finish Time	Rk	Time Behind	Speed (km/h) (mph)	Rec
14	16	AUS-1	LOCH-WILKINSON Astrid	5.40	14	18.55 =14	28.41 15	40.01 15	50.38 15	58.53 14	14	+1.37	125.6	78.0
			REED Kylie	5.41	11	18.61 14	28.55 14	40.23 14	50.66 14	58.85 15	15	+1.36	124.9	77.6
Total:											1:57.38	+2.45		
15	15	JPN-1	HINO Manami	5.62	16	18.97 16	28.96 16	40.74 16	51.22 16	59.41 15	15	+2.25	124.5	77.3
			NAGAOKA Chisato	5.64	15	19.00 15	28.92 15	40.48 15	50.75 15	58.80 14	14	+1.31	126.8	78.8
Total:											1:58.21	+3.28		
7	NED-1		BROEDERS Ilse	5.28	=7	18.30 =6	28.09 6	39.58 8	50.27 13	1:00.13 16	16	+2.97	114.6	71.2
			PENNINGS Jeannette											
Total:											DNS	DNS		

NOTES

In the listing of team names, the pilot is always shown first.

LEGEND

= Equal sign indicates that two or more teams share the same rank

DNS Did not start

Int Intermediate time


No Number

Rec Record

Rk Rank

SR Start record

TR Track record


PERFORMANCE ANALYSIS / ANALYSE DES PERFORMANCES

CESANA PARIOL MON 20 FEB 2006 / LUN 20 FEV 2006 START TIME / DEBUT 19:00

	Start Record				Track Record			
Time	5.16 sec				57.16 sec			
Date	20 FEB 2006				20 FEB 2006			
NOC Code/ Names	CAN-1	UPPERTON Helen, MOYSE Heather			GER-1	KIRIASIS Sandra, SCHNEIDERHEINZE Anja		


Rk	Bib No	Team	Name	Start Time	Rk	S-1 Rk	1-2 Rk	2-3 Rk	3-4 Rk	4-F Rk	Finish Time	Rk	Time Behind	Speed (km/h) (mph)
1	6	GER-1	KIRIASIS Sandra	5.25	4	13.03 =5	9.65 1	11.28 2	10.07 2	7.88 3	57.16	1	0.00	128.8 80.0
			SCHNEIDERHEINZE Anja	5.28	4	13.05 3	9.69 =1	11.34 =3	10.37 14	8.04 9	57.77	=7	+0.28	126.2 78.4
											Total: 1:54.93		0.00	
2	1	GER-2	ERDMANN Susi Lisa	5.42	15	13.08 =8	9.66 2	11.21 1	10.02 1	7.87 =1	57.26	2	+0.10	129.6 80.5
			HERSCHMANN Nicole	5.44	13	13.15 =12	9.74 9	11.31 1	10.15 =4	7.96 =3	57.75	6	+0.26	127.7 79.4
											Total: 1:55.01		+0.08	
3	10	USA-1	ROHBOCK Shauna	5.28	=7	13.00 2	9.69 3	11.39 7	10.14 =4	7.87 =1	57.37	=3	+0.21	128.4 79.7
			FLEMING Valerie	5.32	7	13.07 4	9.70 3	11.39 9	10.16 7	8.01 7	57.65	2	+0.16	128.1 79.6
											Total: 1:55.02		+0.09	
4	3	CAN-1	UPPERTON Helen	5.16	1	12.95 1	9.73 =5	11.34 =4	10.22 9	7.97 7	57.37	=3	+0.21	127.0 78.9
			MOYSE Heather	5.21	1	13.03 2	9.86 13	11.48 13	10.20 =9	7.99 6	57.77	=7	+0.28	127.8 79.4
											Total: 1:55.14		+0.21	
5	4	ITA-1	WEISSENSTEINER Gerda	5.37	11	13.08 =8	9.74 7	11.31 3	10.10 3	7.90 4	57.50	5	+0.34	128.2 79.7
			ISACCO Jennifer	5.45	14	13.13 =10	9.71 =4	11.33 2	10.12 1	7.93 1	57.67	=3	+0.18	128.0 79.5
											Total: 1:55.17		+0.24	
6	5	GBR-1	MINICHELLO Nicola	5.23	3	13.03 =5	9.82 12	11.53 13	10.19 =7	7.98 =8	57.78	8	+0.62	128.0 79.5
			DAVIES Jacqui	5.25	2	13.02 1	9.72 =6	11.37 6	10.15 =4	7.98 5	57.49	1	0.00	128.0 79.5
											Total: 1:55.27		+0.34	
7	9	RUS-1	TOKOVAIA Victoria	5.39	13	13.08 =8	9.73 =5	11.34 =4	10.14 =4	7.96 =5	57.64	6	+0.48	128.0 79.5
			ORLOVA Nadejda	5.40	10	13.12 =8	9.69 =1	11.35 5	10.13 2	8.03 8	57.72	5	+0.23	128.4 79.7
											Total: 1:55.36		+0.43	
8	2	SUI-1	BAMERT Maya	5.33	=9	13.08 =8	9.76 8	11.44 8	10.15 6	7.96 =5	57.72	7	+0.56	128.1 79.6
			FEUSI Martina	5.36	8	13.15 =12	9.81 12	11.38 =7	10.14 3	7.94 2	57.78	10	+0.29	128.5 79.8
											Total: 1:55.50		+0.57	
9	8	USA-2	PRAHM Jean	5.33	=9	13.09 13	9.79 =10	11.38 6	10.24 10	8.14 11	57.97	10	+0.81	126.7 78.7
			FLOWERS Vonetta	5.37	9	13.13 =10	9.72 =6	11.34 =3	10.15 =4	7.96 =3	57.67	=3	+0.18	127.9 79.5
											Total: 1:55.64		+0.71	
10	12	SUI-2	HAFNER Sabina	5.38	12	13.08 =8	9.72 4	11.51 11	10.19 =7	7.98 =8	57.86	9	+0.70	127.4 79.2
			HUBER Cora	5.42	12	13.12 =8	9.71 =4	11.42 11	10.20 =9	8.05 =10	57.92	12	+0.43	127.7 79.4
											Total: 1:55.78		+0.85	
11	11	ITA-2	GILLARDUZZI Jessica	5.27	=5	13.28 15	9.85 14	11.52 12	10.27 11	8.07 10	58.26	12	+1.10	126.3 78.5
			MOLLICA Fabiana	5.31	6	13.11 7	9.73 8	11.38 =7	10.19 8	8.05 =10	57.77	=7	+0.28	127.6 79.3
											Total: 1:56.03		+1.10	
12	14	NED-2	JURG Eline	5.22	2	13.02 =3	9.78 9	11.49 =9	10.38 13	8.16 14	58.05	11	+0.89	125.0 77.6
			van HAPEREN Kitty	5.26	3	13.09 =5	9.75 =10	11.40 10	10.28 13	8.30 15	58.08	13	+0.59	126.3 78.4
											Total: 1:56.13		+1.20	
13	13	CAN-2	GAVINE-HLADY Suzanne	5.27	=5	13.03 =5	9.84 13	11.74 15	10.46 14	8.15 =12	58.49	13	+1.33	124.6 77.4
			CRUICKSHANK Jaime	5.30	5	13.09 =5	9.75 =10	11.43 12	10.23 11	8.06 13	57.86	11	+0.37	126.7 78.7
											Total: 1:56.35		+1.42	



BOBSLEIGH
BOBSLEIGH

WOMEN
FEMMES

AFTER HEAT 2
APRES 2E MANCHE



PERFORMANCE ANALYSIS / ANALYSE DES PERFORMANCES

CESANA PARIOL MON 20 FEB 2006 / LUN 20 FEV 2006 START TIME / DEBUT 19:00


Rk	Bib No	Team	Name	Start Time	Rk	S-1 Rk	1-2 Rk	2-3 Rk	3-4 Rk	4-F Rk	Finish Time	Rk	Time Behind	Speed (km/h) (mph)						
14	16	AUS-1	LOCH-WILKINSON Astrid	5.40	14	13.15	14	9.86	15	11.60	14	10.37	12	8.15 =12	58.53	14	+1.37	125.6	78.0	
			REED Kylie	5.41	11	13.20	14	9.94	15	11.68	15	10.43	15	8.19	14	58.85	15	+1.36	124.9	77.6
											Total:				1:57.38		+2.45			
15	15	JPN-1	HINO Manami	5.62	16	13.35	16	9.99	16	11.78	16	10.48	15	8.19	15	59.41	15	+2.25	124.5	77.3
			NAGAOKA Chisato	5.64	15	13.36	15	9.92	14	11.56	14	10.27	12	8.05 =10	58.80	14	+1.31	126.8	78.8	
											Total:				1:58.21		+3.28			
7	NED-1		BROEDERS Ilse	5.28	=7	13.02	=3	9.79 =10	11.49	=9	10.69	16	9.86	16	1:00.13	16	+2.97	114.6	71.2	
			PENNINGS Jeannette												DNS					
											Total:				DNS					

NOTES

In the listing of team names, the pilot is always shown first.

LEGEND

=	Equal sign indicates that two or more teams share the same rank						
1-2	Segment: 1st to 2nd intermediate point	2-3	Segment: 2nd to 3rd intermediate point	3-4	Segment: 3rd to 4th intermediate point	4-F	Segment: 4th intermediate point to finish
DNS	Did not start	No	Number	Rk	Rank	S-1	Segment: Start to 1st intermediate point
SR	Start record	TR	Track record				



COMPETITION DATA / DONNÉES DE COMPÉTITION

CESANA PARIOL MON 20 FEB 2006 / LUN 20 FEV 2006

Participating Teams									
AUS (1)	CAN (2)	GBR (1)	GER (2)	ITA (2)	JPN (1)	NED (2)	RUS (1)	SUI (2)	USA (2)

Records Prior to the Games										
Start Record					Track Record					
Time	5.22					58.57				
Date	21 JAN 2005					7 JAN 2006				
NOC Code/ Names	USA	ROHBOCK Shauna, FLEMING Valerie				ITA	WEISSENSTEINER Gerda, ISACCO Jennifer			

New Track Records									
Team	Crew					Start Record	Track Record	Heat Number	
GER-2	ERDMANN Susi Lisa, HERSCHMANN Nicole						57.26	1	
CAN-1	UPPERTON Helen, MOYSE Heather					5.16		1	
GER-1	KIRIASIS Sandra, SCHNEIDERHEINZE Anja						57.16	1	

Weather Conditions										
	17:00	17:30	17:45	18:00	18:15	18:30	19:00	19:15	19:30	
Overall Weather Conditions	lv	pc	pc	lv	lv	lv	pc	lv	pc	
Air Temperature (°C/F)	-1.3/29	-2.6/27	-2.5/27	-2.9/26	-3.5/25	-2.9/26	-4.3/24	-4.9/23	-5.5/22	
Ice Temperature (°C/F)	-5.9/21	-6.3/20	-6.3/20	-6.2/20	-6.1/21	-6.1/21	-6.1/21	-6.1/21	-6/21	
Humidity	88	83	76	78	74	66	80	80	81	
Wind Direction	SW	E	W	SE	SE	NW	E	N	N	
Wind Speed (m/s)	0.9	0.2	0.5	0.6	0.3	0.3	0.6	0.4	0.3	
Precipitation Accumulation (cm/in per hour)	/	/	/	/	/	/	/	/	/	

Jury Decisions									
Explanation	Heat:	Bib:	Team	Heat:	Bib:	Team	Heat:	Bib:	Team
			None						


List of Officials			
FIBT President	STOREY Robert	FIBT Secretary General	GARDELLA Ermanno
Technical Delegate	DAL FABBRO Corrado	Technical Delegate	TRACHSEL Hans Joerg
President of the Jury	GUDZOWSKY Terry	Member of the Jury	KILBURN Joseph
Member of the Jury	PANAITESCU RAPAN Dragos	Jury Assistant	FRANK Johann Michael
Jury Assistant	MORIN Benoit P	Race Director	WERTH Georg
Technical Official	CUNEO Robert Charles	Technical Official	NITSCH Michael
Technical Official	FERRIS Monty	Technical Official	BUSSE James Robert
Technical Official	GIGACHER Hermann	Physician	McDONAGH David

NOTES

In the listing of team names, the pilot is always shown first.

LEGEND

E East	lv Limited visibility	N North	NW North-West
pc Partly cloudy	SE South-East	SW South-West	W West


START LIST / LISTE DE DÉPART

CESANA PARIOL TUE 21 FEB 2006 / MAR 21 FEV 2006 START TIME / DEBUT 17:30

	Start Record		Track Record	
Time	5.16 sec		57.16 sec	
Date	20 FEB 2006		20 FEB 2006	
NOC Code/Names	CAN-1	UPPERTON Helen, MOYSE Heather	GER-1	KIRIASIS Sandra, SCHNEIDERHEINZE Anja

Start Order	Bib No	Team	Name	Start Time	Time	Total Time Behind	Rk	Start Time	Int 1	Int 2	Int 3	Int 4	Finish Time	Total Time
1	10	USA-1	ROHBOCK Shauna	5.28	57.37	1:55.02	3							
			FLEMING Valerie	5.32	57.65	+0.09								
2	9	RUS-1	TOKOVAIA Victoria	5.39	57.64	1:55.36	7							
			ORLOVA Nadejda	5.40	57.72	+0.43								
3	8	USA-2	PRAHM Jean	5.33	57.97	1:55.64	9							
			FLOWERS Vonetta	5.37	57.67	+0.71								
4	6	GER-1	KIRIASIS Sandra	5.25	57.16	1:54.93	1							
			SCHNEIDERHEINZE Anja	5.28	57.77	0.00								
5	5	GBR-1	MINICHELLO Nicola	5.23	57.78	1:55.27	6							
			DAVIES Jacqui	5.25	57.49	+0.34								
6	4	ITA-1	WEISSENSTEINER Gerda	5.37	57.50	1:55.17	5							
			ISACCO Jennifer	5.45	57.67	+0.24								
7	3	CAN-1	UPPERTON Helen	5.16	57.37	1:55.14	4							
			MOYSE Heather	5.21	57.77	+0.21								
8	2	SUI-1	BAMERT Maya	5.33	57.72	1:55.50	8							
			FEUSI Martina	5.36	57.78	+0.57								
9	1	GER-2	ERDMANN Susi Lisa	5.42	57.26	1:55.01	2							
			HERSCHMANN Nicole	5.44	57.75	+0.08								
10	16	AUS-1	LOCH-WILKINSON Astrid	5.40	58.53	1:57.38	14							
			REED Kylie	5.41	58.85	+2.45								
11	15	JPN-1	HINO Manami	5.62	59.41	1:58.21	15							
			NAGAOKA Chisato	5.64	58.80	+3.28								
12	14	NED-2	JURG Eline	5.22	58.05	1:56.13	12							
			van HAPEREN Kitty	5.26	58.08	+1.20								
13	13	CAN-2	GAVINE-HLADY Suzanne	5.27	58.49	1:56.35	13							
			CRUICKSHANK Jaime	5.30	57.86	+1.42								
14	12	SUI-2	HAFNER Sabina	5.38	57.86	1:55.78	10							
			HUBER Cora	5.42	57.92	+0.85								
15	11	ITA-2	GILLARDUZZI Jessica	5.27	58.26	1:56.03	11							
			MOLLICA Fabiana	5.31	57.77	+1.10								

NOTES

In the listing of team names, the pilot is always shown first.

LEGEND

= Equal sign indicates that two or more teams share the same rank


Int Intermediate time

No Number

Rk Rank

SR Start record


TR Track record


RESULTS / RÉSULTATS

CESANA PARIOL TUE 21 FEB 2006 / MAR 21 FEV 2006 START TIME / DEBUT 17:30

		Start Record	Track Record
Time		5.16 sec	57.16 sec
Date		20 FEB 2006	20 FEB 2006
NOC Code/ Names	CAN-1	UPPERTON Helen, MOYSE Heather	GER-1 KIRIASIS Sandra, SCHNEIDERHEINZE Anja

Rk	Bib No	Team	Name	Start Time	Rk	Int 1 Rk	Int 2 Rk	Int 3 Rk	Int 4 Rk	Finish Time	Rk	Time Behind	Speed (km/h) (mph)	Rec
1	6	GER-1	KIRIASIS Sandra	5.25	4	18.28 =4	27.93 2	39.21 2	49.28 1	57.16 1	0.00	128.8	80.0 TR	
			SCHNEIDERHEINZE Anja	5.28	4	18.33 3	28.02 2	39.36 =1	49.73 6	57.77 =7	+0.28	126.2	78.4	
				5.29	5	18.35 2	28.05 1	39.34 1	49.43 1	57.34 1	0.00	128.9	80.1	
				Total:		2:52.27		0.00						
2	10	USA-1	ROHBOCK Shauna	5.28	=7	18.28 =4	27.97 3	39.36 3	49.50 4	57.37 =3	+0.21	128.4	79.7	
			FLEMING Valerie	5.32	7	18.39 =5	28.09 3	39.48 3	49.64 2	57.65 2	+0.16	128.1	79.6	
				5.30	6	18.38 4	28.15 2	39.58 2	49.77 3	57.78 3	+0.44	127.5	79.2	
				Total:		2:52.80		+0.53						
3	4	ITA-1	WEISSENSTEINER Gerda	5.37	11	18.45 10	28.19 11	39.50 5	49.60 5	57.50 5	+0.34	128.2	79.7	
			ISACCO Jennifer	5.45	14	18.58 12	28.29 11	39.62 10	49.74 7	57.67 =3	+0.18	128.0	79.5	
				5.39	11	18.52 10	28.28 =7	39.63 3	49.75 2	57.71 2	+0.37	128.2	79.7	
				Total:		2:52.88		+0.61						
4	1	GER-2	ERDMANN Susi Lisa	5.42	15	18.50 13	28.16 8	39.37 4	49.39 2	57.26 2	+0.10	129.6	80.5	
			HERSCHMANN Nicole	5.44	13	18.59 13	28.33 13	39.64 11	49.79 10	57.75 6	+0.26	127.7	79.4	
				5.43	12	18.60 12	28.41 11	39.87 7	50.06 7	58.04 6	+0.70	127.6	79.2	
				Total:		2:53.05		+0.78						
5	3	CAN-1	UPPERTON Helen	5.16	1	18.11 1	27.84 1	39.18 1	49.40 3	57.37 =3	+0.21	127.0	78.9 SR	
			MOYSE Heather	5.21	1	18.24 1	28.10 =4	39.58 9	49.78 =8	57.77 =7	+0.28	127.8	79.4	
				5.21	1	18.29 1	28.17 3	39.70 5	50.01 6	58.09 7	+0.75	126.3	78.5	
				Total:		2:53.23		+0.96						
6	8	USA-2	PRAHM Jean	5.33	=9	18.42 9	28.21 13	39.59 9	49.83 9	57.97 10	+0.81	126.7	78.7	
			FLOWERS Vonetta	5.37	9	18.50 8	28.22 9	39.56 =6	49.71 4	57.67 =3	+0.18	127.9	79.5	
				5.37	9	18.50 =8	28.28 =7	39.68 4	49.83 4	57.81 4	+0.47	128.1	79.6	
				Total:		2:53.45		+1.18						
7	2	SUI-1	BAMERT Maya	5.33	=9	18.41 8	28.17 9	39.61 =10	49.76 7	57.72 7	+0.56	128.1	79.6	
			FEUSI Martina	5.36	8	18.51 9	28.32 12	39.70 13	49.84 12	57.78 10	+0.29	128.5	79.8	
				5.32	8	18.43 7	28.23 4	39.73 6	49.95 5	58.00 5	+0.66	127.1	79.0	
				Total:		2:53.50		+1.23						
8	5	GBR-1	MINICHELLO Nicola	5.23	3	18.26 3	28.08 5	39.61 =10	49.80 8	57.78 8	+0.62	128.0	79.5	
			DAVIES Jacqui	5.25	2	18.27 2	27.99 1	39.36 =1	49.51 1	57.49 1	0.00	128.0	79.5	
				5.26	=2	18.42 6	28.33 9	39.97 =10	50.29 10	58.41 9	+1.07	126.5	78.6	
				Total:		2:53.68		+1.41						
9	9	RUS-1	TOKOVAIA Victoria	5.39	13	18.47 12	28.20 12	39.54 7	49.68 6	57.64 6	+0.48	128.0	79.5	
			ORLOVA Nadejda	5.40	10	18.52 10	28.21 8	39.56 =6	49.69 3	57.72 5	+0.23	128.4	79.7	
				5.44	=13	18.68 14	28.55 13	40.12 12	50.36 =11	58.44 11	+1.10	127.0	78.9	
				Total:		2:53.80		+1.53						
10	11	ITA-2	GILLARDUZZI Jessica	5.27	=5	18.55 =14	28.40 14	39.92 14	50.19 12	58.26 12	+1.10	126.3	78.5	
			MOLLICA Fabiana	5.31	6	18.42 7	28.15 7	39.53 5	49.72 5	57.77 =7	+0.28	127.6	79.3	
				5.31	7	18.50 =8	28.38 10	39.97 =10	50.27 9	58.38 8	+1.04	126.3	78.5	
				Total:		2:54.41		+2.14						


RESULTS / RÉSULTATS

CESANA PARIOL TUE 21 FEB 2006 / MAR 21 FEV 2006 START TIME / DEBUT 17:30

Rk	Bib No	Team	Name	Start Time	Rk	Int 1 Rk	Int 2 Rk	Int 3 Rk	Int 4 Rk	Finish Time	Rk	Time Behind	Speed (km/h) (mph)	Rec				
11	12	SUI-2	HAFNER Sabina	5.38	12	18.46	11	28.18	10	39.69	12	49.88	10	57.86	9	+0.70	127.4	79.2
			HUBER Cora	5.42	12	18.54	11	28.25	10	39.67	12	49.87	13	57.92	12	+0.43	127.7	79.4
				5.38	10	18.56	11	28.47	12	40.14	13	50.51	13	58.73	13	+1.39	125.5	78.0
						Total:		2:54.51		+2.24								
12	14	NED-2	JURG Eline	5.22	2	18.24	2	28.02	4	39.51	6	49.89	11	58.05	11	+0.89	125.0	77.6
			van HAPEREN Kitty	5.26	3	18.35	4	28.10	=4	39.50	4	49.78	=8	58.08	13	+0.59	126.3	78.4
				5.26	=2	18.37	3	28.27	=5	39.88	8	50.23	8	58.42	10	+1.08	125.7	78.1
						Total:		2:54.55		+2.28								
13	13	CAN-2	GAVINE-HLADY Suzanne	5.27	=5	18.30	=6	28.14	7	39.88	13	50.34	14	58.49	13	+1.33	124.6	77.4
			CRUICKSHANK Jaime	5.30	5	18.39	=5	28.14	6	39.57	8	49.80	11	57.86	11	+0.37	126.7	78.7
				5.28	4	18.41	5	28.27	=5	39.92	9	50.36	=11	58.65	12	+1.31	124.7	77.5
						Total:		2:55.00		+2.73								
14	16	AUS-1	LOCH-WILKINSON Astrid	5.40	14	18.55	=14	28.41	15	40.01	15	50.38	15	58.53	14	+1.37	125.6	78.0
			REED Kylie	5.41	11	18.61	14	28.55	14	40.23	14	50.66	14	58.85	15	+1.36	124.9	77.6
				5.44	=13	18.64	13	28.61	14	40.29	14	50.72	14	59.00	14	+1.66	124.5	77.3
						Total:		2:56.38		+4.11								
15	15	JPN-1	HINO Manami	5.62	16	18.97	16	28.96	16	40.74	16	51.22	16	59.41	15	+2.25	124.5	77.3
			NAGAOKA Chisato	5.64	15	19.00	15	28.92	15	40.48	15	50.75	15	58.80	14	+1.31	126.8	78.8
				5.64	15	19.05	15	29.10	15	40.84	15	51.29	15	59.51	15	+2.17	124.6	77.4
						Total:		2:57.72		+5.45								
7	NED-1	BROEDERS Ilse	PENNINGGS Jeannette	5.28	=7	18.30	=6	28.09	6	39.58	8	50.27	13	1:00.13	16	+2.97	114.6	71.2
														DNS				
						Total:		DNS		DNS								

NOTES

In the listing of team names, the pilot is always shown first.

LEGEND

= Equal sign indicates that two or more teams share the same rank

DNS Did not start

Int Intermediate time


No Number

Rec Record

Rk Rank

SR Start record


TR Track record


START LIST / LISTE DE DÉPART

CESANA PARIOL TUE 21 FEB 2006 / MAR 21 FEV 2006 START TIME / DEBUT 19:00

	Start Record		Track Record	
Time	5.16 sec		57.16 sec	
Date	20 FEB 2006		20 FEB 2006	
NOC Code/ Names	CAN-1	UPPERTON Helen, MOYSE Heather	GER-1	KIRIASIS Sandra, SCHNEIDERHEINZE Anja

Start Order	Bib No	Team	Name	Start Time	Time	Total Time Behind	Rk	Start Time	Int 1	Int 2	Int 3	Int 4	Finish Time	Total Time
1	15	JPN-1	HINO Manami	5.62	59.41	2:57.72	15							
			NAGAOKA Chisato	5.64	58.80	+5.45								
				5.64	59.51									
2	16	AUS-1	LOCH-WILKINSON Astrid	5.40	58.53	2:56.38	14							
			REED Kylie	5.41	58.85	+4.11								
				5.44	59.00									
3	13	CAN-2	GAVINE-HLADY Suzanne	5.27	58.49	2:55.00	13							
			CRUICKSHANK Jaime	5.30	57.86	+2.73								
				5.28	58.65									
4	14	NED-2	JURG Eline	5.22	58.05	2:54.55	12							
			van HAPEREN Kitty	5.26	58.08	+2.28								
				5.26	58.42									
5	12	SUI-2	HAFNER Sabina	5.38	57.86	2:54.51	11							
			HUBER Cora	5.42	57.92	+2.24								
				5.38	58.73									
6	11	ITA-2	GILLARDUZZI Jessica	5.27	58.26	2:54.41	10							
			MOLLICA Fabiana	5.31	57.77	+2.14								
				5.31	58.38									
7	9	RUS-1	TOKOVAIA Victoria	5.39	57.64	2:53.80	9							
			ORLOVA Nadejda	5.40	57.72	+1.53								
				5.44	58.44									
8	5	GBR-1	MINICHELLO Nicola	5.23	57.78	2:53.68	8							
			DAVIES Jacqui	5.25	57.49	+1.41								
				5.26	58.41									
9	2	SUI-1	BAMERT Maya	5.33	57.72	2:53.50	7							
			FEUSI Martina	5.36	57.78	+1.23								
				5.32	58.00									
10	8	USA-2	PRAHM Jean	5.33	57.97	2:53.45	6							
			FLOWERS Vonetta	5.37	57.67	+1.18								
				5.37	57.81									
11	3	CAN-1	UPPERTON Helen	5.16	57.37	2:53.23	5							
			MOYSE Heather	5.21	57.77	+0.96								
				5.21	58.09									
12	1	GER-2	ERDMANN Susi Lisa	5.42	57.26	2:53.05	4							
			HERSCHMANN Nicole	5.44	57.75	+0.78								
				5.43	58.04									
13	4	ITA-1	WEISSENSTEINER Gerda	5.37	57.50	2:52.88	3							
			ISACCO Jennifer	5.45	57.67	+0.61								
				5.39	57.71									



START LIST / LISTE DE DÉPART

CESANA PARIOL TUE 21 FEB 2006 / MAR 21 FEV 2006 START TIME / DEBUT 19:00

Start Order	Bib No	Team	Name	Start Time	Time	Total Time Behind	Rk	Start Time	Int 1	Int 2	Int 3	Int 4	Finish Time	Total Time
14	10	USA-1	ROHBOCK Shauna	5.28	57.37	2:52.80	2							
			FLEMING Valerie	5.32	57.65	+0.53								
				5.30	57.78									
15	6	GER-1	KIRIASIS Sandra	5.25	57.16	2:52.27	1							
			SCHNEIDERHEINZE Anja	5.28	57.77	0.00								
				5.29	57.34									

NOTES

In the listing of team names, the pilot is always shown first.

LEGEND


= Equal sign indicates that two or more teams share the same rank

Int Intermediate time No Number

Rk Rank

SR Start record


TR Track record


OFFICIAL RESULTS / RÉSULTATS OFFICIELS

CESANA PARIOL TUE 21 FEB 2006 / MAR 21 FEV 2006

		Start Record				Track Record			
Time		5.16 sec				57.16 sec			
Date		20 FEB 2006				20 FEB 2006			
NOC Code/ Names		CAN-1 UPPERTON Helen, MOYSE Heather				GER-1 KIRIASIS Sandra, SCHNEIDERHEINZE Anja			

Rk	Bib No	Team	Name	Start Time	Rk	Int 1 Rk	Int 2 Rk	Int 3 Rk	Int 4 Rk	Finish Time	Rk	Time Behind	Speed (km/h) (mph)	Rec
1	6	GER-1	KIRIASIS Sandra	5.25	4	18.28 =4	27.93 2	39.21 2	49.28 1	57.16 1	0.00	128.8	80.0 TR	
			SCHNEIDERHEINZE Anja	5.28	4	18.33 3	28.02 2	39.36 =1	49.73 6	57.77 =7	+0.28	126.2	78.4	
				5.29	5	18.35 2	28.05 1	39.34 1	49.43 1	57.34 1	0.00	128.9	80.1	
				5.26	2	18.39 2	28.17 2	39.55 2	49.71 1	57.71 1	0.00	127.8	79.4	
				Total:		3:49.98		0.00						
2	10	USA-1	ROHBOCK Shauna	5.28	=7	18.28 =4	27.97 3	39.36 3	49.50 4	57.37 =3	+0.21	128.4	79.7	
			FLEMING Valerie	5.32	7	18.39 =5	28.09 3	39.48 3	49.64 2	57.65 2	+0.16	128.1	79.6	
				5.30	6	18.38 4	28.15 2	39.58 2	49.77 3	57.78 3	+0.44	127.5	79.2	
				5.31	6	18.44 5	28.20 3	39.61 3	49.85 3	57.89 3	+0.18	127.2	79.0	
				Total:		3:50.69		+0.71						
3	4	ITA-1	WEISSENSTEINER Gerda	5.37	11	18.45 10	28.19 11	39.50 5	49.60 5	57.50 5	+0.34	128.2	79.7	
			ISACCO Jennifer	5.45	14	18.58 12	28.29 11	39.62 10	49.74 7	57.67 =3	+0.18	128.0	79.5	
				5.39	11	18.52 10	28.28 =7	39.63 3	49.75 2	57.71 2	+0.37	128.2	79.7	
				5.37	9	18.51 8	28.31 4	39.74 4	50.01 4	58.13 =4	+0.42	126.4	78.5	
				Total:		3:51.01		+1.03						
4	3	CAN-1	UPPERTON Helen	5.16	1	18.11 1	27.84 1	39.18 1	49.40 3	57.37 =3	+0.21	127.0	78.9 SR	
			MOYSE Heather	5.21	1	18.24 1	28.10 =4	39.58 9	49.78 =8	57.77 =7	+0.28	127.8	79.4	
				5.21	1	18.29 1	28.17 3	39.70 5	50.01 6	58.09 7	+0.75	126.3	78.5	
				5.21	1	18.29 1	28.05 1	39.51 1	49.74 2	57.83 2	+0.12	127.0	78.9	
				Total:		3:51.06		+1.08						
5	1	GER-2	ERDMANN Susi Lisa	5.42	15	18.50 13	28.16 8	39.37 4	49.39 2	57.26 2	+0.10	129.6	80.5	
			HERSCHMANN Nicole	5.44	13	18.59 13	28.33 13	39.64 11	49.79 10	57.75 6	+0.26	127.7	79.4	
				5.43	12	18.60 12	28.41 11	39.87 7	50.06 7	58.04 6	+0.70	127.6	79.2	
				5.43	=12	18.66 13	28.52 12	40.04 12	50.23 =7	58.27 6	+0.56	127.4	79.2	
				Total:		3:51.32		+1.34						
6	8	USA-2	PRAHM Jean	5.33	=9	18.42 9	28.21 13	39.59 9	49.83 9	57.97 10	+0.81	126.7	78.7	
			FLOWERS Vonetta	5.37	9	18.50 8	28.22 9	39.56 =6	49.71 4	57.67 =3	+0.18	127.9	79.5	
				5.37	9	18.50 =8	28.28 =7	39.68 4	49.83 4	57.81 4	+0.47	128.1	79.6	
				5.38	10	18.55 10	28.40 9	39.90 6	50.20 6	58.33 7	+0.62	126.3	78.5	
				Total:		3:51.78		+1.80						
7	9	RUS-1	TOKOVAIA Victoria	5.39	13	18.47 12	28.20 12	39.54 7	49.68 6	57.64 6	+0.48	128.0	79.5	
			ORLOVA Nadejda	5.40	10	18.52 10	28.21 8	39.56 =6	49.69 3	57.72 5	+0.23	128.4	79.7	
				5.44	=13	18.68 14	28.55 13	40.12 12	50.36 =11	58.44 11	+1.10	127.0	78.9	
				5.42	11	18.61 11	28.41 10	39.83 5	50.04 5	58.13 =4	+0.42	126.8	78.8	
				Total:		3:51.93		+1.95						
8	2	SUI-1	BAMERT Maya	5.33	=9	18.41 8	28.17 9	39.61 =10	49.76 7	57.72 7	+0.56	128.1	79.6	
			FEUSI Martina	5.36	8	18.51 9	28.32 12	39.70 13	49.84 12	57.78 10	+0.29	128.5	79.8	
				5.32	8	18.43 7	28.23 4	39.73 6	49.95 5	58.00 5	+0.66	127.1	79.0	
				5.33	=7	18.48 7	28.32 =5	39.92 8	50.31 10	58.54 11	+0.83	125.4	77.9	
				Total:		3:52.04		+2.06						


OFFICIAL RESULTS / RÉSULTATS OFFICIELS


CESANA PARIOL TUE 21 FEB 2006 / MAR 21 FEV 2006

Rk	Bib No	Team	Name	Start Time	Rk	Int 1 Rk	Int 2 Rk	Int 3 Rk	Int 4 Rk	Finish Time	Rk	Time Behind	Speed (km/h)	Speed (mph)	Rec			
9	5	GBR-1	MINICHELLO Nicola DAVIES Jacqui	5.23	3	18.26	3	28.08	5	39.61 =10	49.80	8	57.78	8	+0.62	128.0	79.5	
				5.25	2	18.27	2	27.99	1	39.36 =1	49.51	1	57.49	1	0.00	128.0	79.5	
				5.26	=2	18.42	6	28.33	9	39.97 =10	50.29	10	58.41	9	+1.07	126.5	78.6	
				5.27	=3	18.43	=3	28.32	=5	39.96	9	50.32	11	58.48	10	+0.77	126.1	78.3
						Total:		3:52.16				+2.18						
10	12	SUI-2	HAFNER Sabina HUBER Cora	5.38	12	18.46	11	28.18	10	39.69	12	49.88	10	57.86	9	+0.70	127.4	79.2
				5.42	12	18.54	11	28.25	10	39.67	12	49.87	13	57.92	12	+0.43	127.7	79.4
				5.38	10	18.56	11	28.47	12	40.14	13	50.51	13	58.73	13	+1.39	125.5	78.0
				5.44	14	18.70	14	28.53	13	39.99	10	50.23	=7	58.35	=8	+0.64	127.1	79.0
						Total:		3:52.86				+2.88						
11	14	NED-2	JURG Eline van HAPEREN Kitty	5.22	2	18.24	2	28.02	4	39.51	6	49.89	11	58.05	11	+0.89	125.0	77.6
				5.26	3	18.35	4	28.10	=4	39.50	4	49.78	=8	58.08	13	+0.59	126.3	78.4
				5.26	=2	18.37	3	28.27	=5	39.88	8	50.23	8	58.42	10	+1.08	125.7	78.1
				5.28	5	18.43	=3	28.33	7	39.91	7	50.23	=7	58.35	=8	+0.64	126.2	78.4
						Total:		3:52.90				+2.92						
12	11	ITA-2	GILLARDUZZI Jessica MOLLICA Fabiana	5.27	=5	18.55 =14	28.40	14	39.92	14	50.19	12	58.26	12	+1.10	126.3	78.5	
				5.31	6	18.42	7	28.15	7	39.53	5	49.72	5	57.77	=7	+0.28	127.6	79.3
				5.31	7	18.50	=8	28.38	10	39.97 =10	50.27	9	58.38	8	+1.04	126.3	78.5	
				5.33	=7	18.54	9	28.48	11	40.10	13	50.43	12	58.55	12	+0.84	126.2	78.4
						Total:		3:52.96				+2.98						
13	13	CAN-2	GAVINE-HLADY Suzanne CRUICKSHANK Jaime	5.27	=5	18.30 =6	28.14	7	39.88	13	50.34	14	58.49	13	+1.33	124.6	77.4	
				5.30	5	18.39	=5	28.14	6	39.57	8	49.80	11	57.86	11	+0.37	126.7	78.7
				5.28	4	18.41	5	28.27	=5	39.92	9	50.36 =11	58.65	12	+1.31	124.7	77.5	
				5.27	=3	18.45	6	28.34	8	40.03	11	50.54	14	58.82	14	+1.11	124.0	77.0
						Total:		3:53.82				+3.84						
14	16	AUS-1	LOCH-WILKINSON Astrid REED Kylie	5.40	14	18.55 =14	28.41	15	40.01	15	50.38	15	58.53	14	+1.37	125.6	78.0	
				5.41	11	18.61	14	28.55	14	40.23	14	50.66	14	58.85	15	+1.36	124.9	77.6
				5.44	=13	18.64	13	28.61	14	40.29	14	50.72	14	59.00	14	+1.66	124.5	77.3
				5.43	=12	18.65	12	28.57	14	40.19	14	50.53	13	58.73	13	+1.02	125.8	78.2
						Total:		3:55.11				+5.13						
15	15	JPN-1	HINO Manami NAGAOKA Chisato	5.62	16	18.97	16	28.96	16	40.74	16	51.22	16	59.41	15	+2.25	124.5	77.3
				5.64	15	19.00	15	28.92	15	40.48	15	50.75	15	58.80	14	+1.31	126.8	78.8
				5.64	15	19.05	15	29.10	15	40.84	15	51.29	15	59.51	15	+2.17	124.6	77.4
				5.62	15	19.08	15	29.15	15	40.98	15	51.51	15	59.77	15	+2.06	124.3	77.2
						Total:		3:57.49				+7.51						
7	NED-1		BROEDERS Ilse PENNINGS Jeannette	5.28	=7	18.30 =6	28.09	6	39.58	8	50.27	13	1:00.13	16	+2.97	114.6	71.2	
										Total:		DNS				DNS		



BOISLEIGH
BOISLEIGH

WOMEN
FEMMES




OFFICIAL RESULTS / RÉSULTATS OFFICIELS

CESANA PARIOL TUE 21 FEB 2006 / MAR 21 FEV 2006

Rk	Bib No	Team	Name	Start Time	Rk	Int 1 Rk	Int 2 Rk	Int 3 Rk	Int 4 Rk	Finish Time	Rk	Time Behind	Speed (km/h) (mph)	Rec
----	--------	------	------	------------	----	----------	----------	----------	----------	-------------	----	-------------	--------------------	-----


Race Director


Jury President

NOTES

In the listing of team names, the pilot is always shown first. The above results do not reflect possible disqualifications due to material check or doping.

LEGEND

= Equal sign indicates that two or more teams share the same rank

DNS Did not start

Int Intermediate time

No Number


Rec Record

Rk Rank

SR Start record

TR Track record





PERFORMANCE ANALYSIS / ANALYSE DES PERFORMANCES

CESANA PARIOL TUE 21 FEB 2006 / MAR 21 FEV 2006 START TIME / DEBUT 19:00


		Start Record	Track Record
Time		5.16 sec	57.16 sec
Date		20 FEB 2006	20 FEB 2006
NOC Code/Names	CAN-1	UPPERTON Helen, MOYSE Heather	GER-1 KIRIASIS Sandra, SCHNEIDERHEINZE Anja

Rk	Bib No	Team	Name	Start Time	Rk	S-1 Rk	1-2 Rk	2-3 Rk	3-4 Rk	4-F Rk	Finish Time	Rk	Time Behind	Speed (km/h) (mph)						
1	6	GER-1	KIRIASIS Sandra	5.25	4	13.03	=5	9.65	1	11.28	2	10.07	2	7.88	3	57.16	1	0.00	128.8	80.0
			SCHNEIDERHEINZE Anja	5.28	4	13.05	3	9.69	=1	11.34	=3	10.37	14	8.04	9	57.77	=7	+0.28	126.2	78.4
				5.29	5	13.06	1	9.70	1	11.29	1	10.09	1	7.91	1	57.34	1	0.00	128.9	80.1
				5.26	2	13.13	=2	9.78	3	11.38	1	10.16	1	8.00	1	57.71	1	0.00	127.8	79.4
													Total:	3:49.98	0.00					
2	10	USA-1	ROHBOCK Shauna	5.28	=7	13.00	2	9.69	3	11.39	7	10.14	=4	7.87	=1	57.37	=3	+0.21	128.4	79.7
			FLEMING Valerie	5.32	7	13.07	4	9.70	3	11.39	9	10.16	7	8.01	7	57.65	2	+0.16	128.1	79.6
				5.30	6	13.08	=2	9.77	3	11.43	4	10.19	=4	8.01	5	57.78	3	+0.44	127.5	79.2
				5.31	6	13.13	=2	9.76	=1	11.41	2	10.24	=5	8.04	=2	57.89	3	+0.18	127.2	79.0
													Total:	3:50.69	+0.71					
3	4	ITA-1	WEISSENSTEINER Gerda	5.37	11	13.08	=8	9.74	7	11.31	3	10.10	3	7.90	4	57.50	5	+0.34	128.2	79.7
			ISACCO Jennifer	5.45	14	13.13	=10	9.71	=4	11.33	2	10.12	1	7.93	1	57.67	=3	+0.18	128.0	79.5
				5.39	11	13.13	=6	9.76	2	11.35	2	10.12	2	7.96	2	57.71	2	+0.37	128.2	79.7
				5.37	9	13.14	4	9.80	=4	11.43	4	10.27	7	8.12	=6	58.13	=4	+0.42	126.4	78.5
													Total:	3:51.01	+1.03					
4	3	CAN-1	UPPERTON Helen	5.16	1	12.95	1	9.73	=5	11.34	=4	10.22	9	7.97	7	57.37	=3	+0.21	127.0	78.9
			MOYSE Heather	5.21	1	13.03	2	9.86	13	11.48	13	10.20	=9	7.99	6	57.77	=7	+0.28	127.8	79.4
				5.21	1	13.08	=2	9.88	=9	11.53	7	10.31	9	8.08	=7	58.09	7	+0.75	126.3	78.5
				5.21	1	13.08	1	9.76	=1	11.46	=5	10.23	4	8.09	=4	57.83	2	+0.12	127.0	78.9
													Total:	3:51.06	+1.08					
5	1	GER-2	ERDMANN Susi Lisa	5.42	15	13.08	=8	9.66	2	11.21	1	10.02	1	7.87	=1	57.26	2	+0.10	129.6	80.5
			HERSCHMANN Nicole	5.44	13	13.15	=12	9.74	9	11.31	1	10.15	=4	7.96	=3	57.75	6	+0.26	127.7	79.4
				5.43	12	13.17	10	9.81	6	11.46	5	10.19	=4	7.98	=3	58.04	6	+0.70	127.6	79.2
				5.43	=12	13.23	13	9.86	9	11.52	8	10.19	2	8.04	=2	58.27	6	+0.56	127.4	79.2
													Total:	3:51.32	+1.34					
6	8	USA-2	PRAHM Jean	5.33	=9	13.09	13	9.79	=10	11.38	6	10.24	10	8.14	11	57.97	10	+0.81	126.7	78.7
			FLOWERS Vonetta	5.37	9	13.13	=10	9.72	=6	11.34	=3	10.15	=4	7.96	=3	57.67	=3	+0.18	127.9	79.5
				5.37	9	13.13	=6	9.78	4	11.40	3	10.15	3	7.98	=3	57.81	4	+0.47	128.1	79.6
				5.38	10	13.17	8	9.85	8	11.50	7	10.30	8	8.13	10	58.33	7	+0.62	126.3	78.5
													Total:	3:51.78	+1.80					
7	9	RUS-1	TOKOVAIA Victoria	5.39	13	13.08	=8	9.73	=5	11.34	=4	10.14	=4	7.96	=5	57.64	6	+0.48	128.0	79.5
			ORLOVA Nadejda	5.40	10	13.12	=8	9.69	=1	11.35	5	10.13	2	8.03	8	57.72	5	+0.23	128.4	79.7
				5.44	=13	13.24	14	9.87	8	11.57	8	10.24	7	8.08	=7	58.44	11	+1.10	127.0	78.9
				5.42	11	13.19	10	9.80	=4	11.42	3	10.21	3	8.09	=4	58.13	=4	+0.42	126.8	78.8
													Total:	3:51.93	+1.95					
8	2	SUI-1	BAMERT Maya	5.33	=9	13.08	=8	9.76	8	11.44	8	10.15	6	7.96	=5	57.72	7	+0.56	128.1	79.6
			FEUSI Martina	5.36	8	13.15	=12	9.81	12	11.38	=7	10.14	3	7.94	2	57.78	10	+0.29	128.5	79.8
				5.32	8	13.11	=4	9.80	5	11.50	6	10.22	6	8.05	6	58.00	5	+0.66	127.1	79.0
				5.33	=7	13.15	=5	9.84	7	11.60	10	10.39	13	8.23	13	58.54	11	+0.83	125.4	77.9
													Total:	3:52.04	+2.06					


PERFORMANCE ANALYSIS / ANALYSE DES PERFORMANCES

CESANA PARIOL TUE 21 FEB 2006 / MAR 21 FEV 2006 START TIME / DEBUT 19:00

Rk	Bib No	Team	Name	Start Time	Rk	S-1 Rk	1-2 Rk	2-3 Rk	3-4 Rk	4-F Rk	Finish Time	Rk	Time Behind	Speed (km/h) (mph)						
9	5	GBR-1	MINICHIELLO Nicola	5.23	3	13.03	=5	9.82	12	11.53	13	10.19	=7	7.98	=8	57.78	8	+0.62	128.0	79.5
			DAVIES Jacqui	5.25	2	13.02	1	9.72	=6	11.37	6	10.15	=4	7.98	5	57.49	1	0.00	128.0	79.5
				5.26	=2	13.16	9	9.91	=12	11.64	11	10.32	10	8.12	10	58.41	9	+1.07	126.5	78.6
				5.27	=3	13.16	7	9.89	=10	11.64	13	10.36	12	8.16	11	58.48	10	+0.77	126.1	78.3
Total:												3:52.16		+2.18						
10	12	SUI-2	HAFNER Sabina	5.38	12	13.08	=8	9.72	4	11.51	11	10.19	=7	7.98	=8	57.86	9	+0.70	127.4	79.2
			HUBER Cora	5.42	12	13.12	=8	9.71	=4	11.42	11	10.20	=9	8.05	=10	57.92	12	+0.43	127.7	79.4
				5.38	10	13.18	11	9.91	=12	11.67	13	10.37	12	8.22	=12	58.73	13	+1.39	125.5	78.0
				5.44	14	13.26	14	9.83	6	11.46	=5	10.24	=5	8.12	=6	58.35	=8	+0.64	127.1	79.0
Total:												3:52.86		+2.88						
11	14	NED-2	JURG Eline	5.22	2	13.02	=3	9.78	9	11.49	=9	10.38	13	8.16	14	58.05	11	+0.89	125.0	77.6
			van HAPEREN Kitty	5.26	3	13.09	=5	9.75	=10	11.40	10	10.28	13	8.30	15	58.08	13	+0.59	126.3	78.4
				5.26	=2	13.11	=4	9.90	11	11.61	10	10.35	11	8.19	11	58.42	10	+1.08	125.7	78.1
				5.28	5	13.15	=5	9.90	12	11.58	9	10.32	9	8.12	=6	58.35	=8	+0.64	126.2	78.4
Total:												3:52.90		+2.92						
12	11	ITA-2	GILLARDUZZI Jessica	5.27	=5	13.28	15	9.85	14	11.52	12	10.27	11	8.07	10	58.26	12	+1.10	126.3	78.5
			MOLLICA Fabiana	5.31	6	13.11	7	9.73	8	11.38	=7	10.19	8	8.05	=10	57.77	=7	+0.28	127.6	79.3
				5.31	7	13.19	12	9.88	=9	11.59	9	10.30	8	8.11	9	58.38	8	+1.04	126.3	78.5
				5.33	=7	13.21	11	9.94	14	11.62	=11	10.33	10	8.12	=6	58.55	12	+0.84	126.2	78.4
Total:												3:52.96		+2.98						
13	13	CAN-2	GAVINE-HLADY Suzanne	5.27	=5	13.03	=5	9.84	13	11.74	15	10.46	14	8.15	=12	58.49	13	+1.33	124.6	77.4
			CRUICKSHANK Jaime	5.30	5	13.09	=5	9.75	=10	11.43	12	10.23	11	8.06	13	57.86	11	+0.37	126.7	78.7
				5.28	4	13.13	=6	9.86	7	11.65	12	10.44	14	8.29	15	58.65	12	+1.31	124.7	77.5
				5.27	=3	13.18	9	9.89	=10	11.69	14	10.51	14	8.28	15	58.82	14	+1.11	124.0	77.0
Total:												3:53.82		+3.84						
14	16	AUS-1	LOCH-WILKINSON Astrid	5.40	14	13.15	14	9.86	15	11.60	14	10.37	12	8.15	=12	58.53	14	+1.37	125.6	78.0
			REED Kylie	5.41	11	13.20	14	9.94	15	11.68	15	10.43	15	8.19	14	58.85	15	+1.36	124.9	77.6
				5.44	=13	13.20	13	9.97	14	11.68	14	10.43	13	8.28	14	59.00	14	+1.66	124.5	77.3
				5.43	=12	13.22	12	9.92	13	11.62	=11	10.34	11	8.20	12	58.73	13	+1.02	125.8	78.2
Total:												3:55.11		+5.13						
15	15	JPN-1	HINO Manami	5.62	16	13.35	16	9.99	16	11.78	16	10.48	15	8.19	15	59.41	15	+2.25	124.5	77.3
			NAGAOKA Chisato	5.64	15	13.36	15	9.92	14	11.56	14	10.27	12	8.05	=10	58.80	14	+1.31	126.8	78.8
				5.64	15	13.41	15	10.05	15	11.74	15	10.45	15	8.22	=12	59.51	15	+2.17	124.6	77.4
				5.62	15	13.46	15	10.07	15	11.83	15	10.53	15	8.26	14	59.77	15	+2.06	124.3	77.2
Total:												3:57.49		+7.51						
7	NED-1	BROEDERS Ilse	PENNINGS Jeannette	5.28	=7	13.02	=3	9.79	=10	11.49	=9	10.69	16	9.86	16	1:00.13	16	+2.97	114.6	71.2
				Total:												DNS		DNS		


PERFORMANCE ANALYSIS / ANALYSE DES PERFORMANCES

CESANA PARIOL TUE 21 FEB 2006 / MAR 21 FEV 2006 START TIME / DEBUT 19:00

Rk	Bib No	Team	Name	Start Time	Rk	S-1 Rk	1-2 Rk	2-3 Rk	3-4 Rk	4-F Rk	Finish Time	Rk	Time Behind	Speed (km/h) (mph)
----	--------	------	------	------------	----	--------	--------	--------	--------	--------	-------------	----	-------------	--------------------

NOTES

In the listing of team names, the pilot is always shown first.

LEGEND

= Equal sign indicates that two or more teams share the same rank

1-2 Segment: 1st to 2nd intermediate point

2-3 Segment: 2nd to 3rd intermediate point

3-4 Segment: 3rd to 4th intermediate point

4-F Segment: 4th intermediate point to finish

DNS Did not start


No Number

Rk Rank

S-1 Segment: Start to 1st intermediate point

SR Start record

TR Track record



COMPETITION DATA / DONNÉES DE COMPÉTITION

CESANA PARIOL TUE 21 FEB 2006 / MAR 21 FEV 2006

Participating Teams									
AUS (1)	CAN (2)	GBR (1)	GER (2)	ITA (2)	JPN (1)	NED (2)	RUS (1)	SUI (2)	USA (2)

Records Prior to the Games										
Start Record					Track Record					
Time	5.22					58.57				
Date	21 JAN 2005					7 JAN 2006				
NOC Code/ Names	USA	ROHBOCK Shauna, FLEMING Valerie				ITA	WEISSENSTEINER Gerda, ISACCO Jennifer			

New Track Records				
Team	Crew	Start Record	Track Record	Heat Number
GER-2	ERDMANN Susi Lisa, HERSCHMANN Nicole		57.26	1
CAN-1	UPPERTON Helen, MOYSE Heather	5.16		1
GER-1	KIRIASIS Sandra, SCHNEIDERHEINZE Anja		57.16	1


Weather Conditions											
	16:30	17:00	17:30	17:45	18:15	18:30	18:45	19:00	19:15	19:30	
Overall Weather Conditions	Cloudy	I-s	I-s	Cloudy	Cloudy	Cloudy	Cloudy	Cloudy	Cloudy	Cloudy	Cloudy
Air Temperature (°C/F)	-1.2/29	-2.9/26	-3/26	-3.1/26	-3.4/25	-3.5/25	-3.6/25	-3.7/25	-3.7/25	-3.8/25	
Ice Temperature (°C/F)	-5.1/22	-5.0/22	-5.1/22	-5.1/22	-5.2/22	-5.2/22	-5.1/22	-5.2/22	-5.2/22	-5.1/22	
Humidity	86	96	96	97	99	99	99	99	98	99	
Wind Direction	N	N	N	N	N	N	N	N	N	N	
Wind Speed (m/s)	2.2	1.6	1.4	1.6	1.5	1.8	1.5	1.3	1.3	1.1	
Precipitation Accumulation (cm/in per hour)	/	/	/	/	/	/	/	/	/	/	

Jury Decisions									
Explanation	Heat:	Bib:	Team	Heat:	Bib:	Team	Heat:	Bib:	Team
	None								

List of Officials			
FIBT President	STOREY Robert	FIBT Secretary General	GARDELLA Ermanno
Technical Delegate	DAL FABBRO Corrado	Technical Delegate	TRACHSEL Hans Joerg
President of the Jury	GUDZOWSKY Terry	Member of the Jury	KILBURN Joseph
Member of the Jury	PANAITESCU RAPAN Dragos	Jury Assistant	FRANK Johann Michael
Jury Assistant	MORIN Benoit P	Race Director	WERTH Georg
Technical Official	CUNEO Robert Charles	Technical Official	NITSCH Michael
Technical Official	FERRIS Monty	Technical Official	BUSSE James Robert
Technical Official	GIGACHER Hermann	Physician	McDONAGH David

NOTES
In the listing of team names, the pilot is always shown first.

LEGEND
I-s Light snow N North



RECORDS / RECORDS

CESANA PARIOL As of TUE 21 FEB 2006 / En date du MAR 21 FEV 2006

Prior to the Games					
Team Names	NOC Code	Start Record	Track Record	Date	Heat Number
ROHBOCK Shauna, FLEMING Valerie	USA	5.22		21 JAN 2005	
WEISSENSTEINER Gerda, ISACCO Jennifer	ITA		58.57	7 JAN 2006	

During the Games					
Team Names	Team	Start Record	Track Record	Date	Heat Number
ERDMANN Susi Lisa, HERSCHMANN Nicole	GER-2		57.26	20 FEB 2006	1
UPPERTON Helen, MOYSE Heather	CAN-1	5.16		20 FEB 2006	1
KIRIASIS Sandra, SCHNEIDERHEINZE Anja	GER-1		57.16	20 FEB 2006	1

NOTES

In the listing of team names, the pilot is always shown first.



TEAM CAPTAINS MEETING MINUTES

CESANA PARIOL 20 FEB 2006 20.00 pm 21.00 pm

Ivo Ferriani (Sports Competition Manager) welcomes all team captains for the 4-men bob team captains meeting at the XX. Olympic Winter Games. He thinks that yesterday's 2-men bob competition went well and hopes that it will be the same for 4-men bob.

Race Director Georg Werth:

The Organizers welcome all Team Captains and athletes on the Olympic track of Cesana.

- **Licenses**

The international FIBT licenses have to be given to the Race Director right after this Team Captains Meeting. The latest will be tomorrow, Tuesday 21st, at 9:00 a.m. .

- **Transport of sleds:**

- will be done only by the official transport from the container to the start
- after training the bobs will be brought back to the containers
- start of the transport 2 h before training starts:
 - Tuesday 21st of Feb from 7:30 a.m.
 - Wednesday, 22nd of Feb from 3:30 p.m.
 - Thursday, 23rd of Feb from 3:30 p.m.

- **Shuttle Service for athletes and coaches**

- There will be an internal shuttle service for all athletes and coaches within the venue
- All team cars can use only the direct street to the container (compound) and have to park there. It's not possible to go to the start without driving permission.
- Please drive slowly and carefully along the track in order to avoid unnecessary accidents or dust.

- **Track Walk**

- The track walk schedule has been attached
- It is strictly forbidden to track walk at any other time
- Also during training track walk is strictly forbidden
- In case of snow track walk is not allowed.
- Please enter the track only with clean shoes. It's in the interest of us all to keep the ice clean. The entrance of the track is only allowed from the bob start or from the finish dock. The track clearance will be announced through the speaker.
- Attention: the track is videocamera secured!



- **General Information**

- 2 min break between training heats
- before each training heat there will be 2/3 spurbobs
- The runnerguards have to be loaded on to the truck right after arriving at the start
- Please take the bob out of the track right after you have reached the finish.
- The weighing at the finish will be opened and will be available every day for the teams to control their weight

- **Warm Up Area**

- On the street underneath the start area (see signs): the surface will be rubber
- There is a small weight lifting room at the dressing room area; it can be used by the athletes only during training. You are requested to put back the weights after using. To use the weight lifting room is under your own risk.
- The sunshields will be opened according to weather conditions and sun. The track chief, icemeister and race director can decide in a short distance if any changes are necessary. The track will be open for the evening training.
- Enclosed you will find a map of the track as well as the split times and distances.
- On the start the bobs have to parked according to start list.
- After an accident every athlete has to see the race doctor for a control.
- The start lists, results and additional information can be picked up at the race offices.
- Please take notice of rule 53 of the IOC regarding Manufacturer Trademark and Branding.

Dr. David McDonough, President of the FIBT Medical Committee:

Asks Ivo Ferriani to give more information about the doping procedure from the organizing part.

Ivo Ferriani:

Those athletes who have been drawn will get special accreditation cards at the finish. They are necessary to recognize these athletes and give the information that this athlete has to perform doping control. Nevertheless it is possible that an athlete does not have to do the doping control at the end but he has to keep the card in any case.


Jury President, Manfred Schulte:

Welcomes all Team Captains for today's meeting. He thanks Ivo and Georg and their teams for their great work which secured a 2-men race although the weather conditions have been very bad.

The nations have been called and had announced their teams. There will be 19 nations and 26 teams for the 4-men training.

The draw for all training days has been done.

There have been no questions regarding the draw.



General:

AUT:

During the 2-men bob race the austrian brakeman has been injured.

- The medical service has not been well organized.
- The athletes has been on the snow for 10 min., with the race suit only
- The street to Sestriere has been closed and the competences have not been clear; it seems that nobody felt responsible for him
- It took 1 ½ hours until the athlete has been transported to the hospital in Rivoli
- The athletes has got injections without respecting the anti-doping procedure.
- The team doctor was not allowed to see the athlete.
- The race suit has been cut off and our athlete had only underwear left
- This way he has been transported to the hospital.
- Under these circumstances the athlete was supposed to go back with a taxi to the OV at 3:00 a.m. . After interfering the ambulance brought him back to the Polyclinic in Sestriere.
- From the Polyclinic in Sestriere our athlete had to walk to the OV.

Ivo Ferriani:


Excuses for all troubles on behalf of the organization. He will inform himself about all circumstances and will give further information afterwards.

Dr.David McDonagh

Will inform himself which medication has been given.

CEP 20th of February 2006

Race Director
Georg Werth



RESULTS / RÉSULTATS


CESANA PARIOL TUE 21 FEB 2006 / MAR 21 FEV 2006 START TIME / DEBUT 10:55

Start Order	Bib No	Team	Pilot Name	Start Time	Rk	Int 1 Rk	Int 2 Rk	Int 3 Rk	Int 4 Rk	Finish Time	Rk	Time Behind	Speed (km/h)	Speed (mph)
1	1	LAT-1	MININS Janis	4.92	=4	17.67 6	27.17 4	38.18 3	48.01 2	55.74	2	+0.14	131.6	81.8
				4.91	=4	17.65 =3	27.23 =4	38.38 5	48.35 5	56.27	6	+0.23	129.8	80.6
2	2	LAT-2	ARHIPOVS Mihails	4.96	=8	17.84 =13	27.43 14	38.54 12	48.42 11	56.14	=10	+0.54	131.0	81.4
				4.91	=4	17.77 =9	27.45 14	38.74 13	48.80 17	56.74	17	+0.70	129.0	80.1
3	3	SVK-1	JAGNESAK Milan	5.53	25	18.72 25	28.35 25	39.46 24	49.32 23	57.40	23	+1.80	131.6	81.7
										DNS				
4	4	ITA-1	BERTAZZO Simone	5.04	15	17.85 15	27.35 10	38.38 10	48.20 =8	55.87	6	+0.27	131.9	81.9
				5.01	=17	17.83 =14	27.40 =9	38.54 8	48.46 7	56.24	5	+0.20	130.8	81.3
5	5	ITA-2	TOSINI Fabrizio	5.01	14	17.79 =11	27.31 9	38.35 9	48.18 7	55.84	=3	+0.24	131.8	81.9
				5.01	=17	17.82 13	27.41 12	38.59 =9	48.55 9	56.36	8	+0.32	130.3	81.0
6	6	GBR-1	JOHNSTON Lee	5.09	=19	17.98 18	27.57 =16	38.65 17	48.49 14	56.15	12	+0.55	131.7	81.8
				5.00	=15	17.83 =14	27.52 16	38.75 =14	48.72 13	56.59	14	+0.55	130.0	80.7
7	7	POL-1	KUPCZYK Dawid	5.00	=12	17.79 =11	27.39 12	38.55 13	48.43 12	56.14	=10	+0.54	131.5	81.7
				4.95	=9	17.77 =9	27.40 =9	38.75 =14	48.79 16	56.64	16	+0.60	129.5	80.4
8	8	NZL-1	HENDERSON Alan	5.30	23	18.33 23	27.99 23	39.20 23	49.31 22	57.25	21	+1.65	127.9	79.4
				5.15	23	18.10 23	27.78 23	39.06 21	49.13 21	57.10	21	+1.06	128.7	80.0
9	9	CZE-1	DANILEVIC Ivo	5.09	=19	18.02 =19	27.59 19	38.64 16	48.48 13	56.21	14	+0.61	131.8	81.9
				5.06	21	18.02 22	27.67 21	38.91 20	48.90 19	56.77	19	+0.73	129.9	80.7
10	10	HUN-1	GYULAI Marton	5.49	24	18.62 24	28.33 24	39.70 25	49.84 25	57.85	24	+2.25	127.8	79.4
				5.21	24	18.21 24	27.95 24	39.41 24	49.57 24	57.61	24	+1.57	127.7	79.4
11	11	GER-1	LANGE Andre	4.94	6	17.65 =3	27.14 =2	38.13 2	47.92 1	55.60	1	0.00	132.4	82.3
				4.91	=4	17.65 =3	27.21 3	38.35 =3	48.26 1	56.04	1	0.00	130.7	81.2
12	12	GER-2	SPIES Rene	4.99	11	17.77 =8	27.28 8	38.32 =7	48.16 =5	55.88	7	+0.28	131.6	81.7
				4.95	=9	17.73 7	27.31 7	38.48 6	48.45 6	56.28	7	+0.24	130.1	80.8
13	13	RUS-1	ZOUBKOV Alexandre	4.90	=1	17.55 1	27.00 1	38.03 1	49.61 24	1:01.29	25	+5.69	105.8	65.7
				4.93	7	17.67 =5	27.23 =4	38.35 =3	48.28 =2	56.08	3	+0.04	130.4	81.0
14	14	RUS-2	POPOV Evgeny	4.90	=1	17.64 2	27.14 =2	38.21 4	48.10 3	55.84	=3	+0.24	131.0	81.4
				4.89	2	17.67 =5	27.28 6	38.52 7	48.51 8	56.39	=9	+0.35	130.0	80.7
15	15	CRO-1	SOLA Ivan	5.07	=17	18.03 21	27.70 21	39.06 21	49.13 20	57.02	20	+1.42	129.0	80.1
				4.99	=13	17.87 18	27.62 20	39.07 22	49.30 22	57.42	22	+1.38	126.9	78.8
16	16	SUI-1	ANNEN Martin	5.00	=12	17.84 =13	27.45 15	38.60 14	48.51 15	56.29	16	+0.69	131.0	81.4
				5.00	=15	17.86 17	27.53 17	38.75 =14	48.75 14	56.56	13	+0.52	129.9	80.7
17	17	SUI-2	RUEEGG Ivo	4.92	=4	17.65 =3	27.20 5	38.29 =5	48.16 =5	55.89	8	+0.29	131.4	81.6
				4.90	3	17.62 2	27.18 2	38.34 =1	48.30 4	56.09	4	+0.05	130.4	81.0
18	18	NED-1	GLAS Arend	4.96	=8	17.77 =8	27.40 13	38.61 15	48.52 16	56.28	15	+0.68	131.0	81.4
				4.94	8	17.74 8	27.35 8	38.59 =9	48.59 11	56.44	12	+0.40	130.0	80.7
19	19	FRA-1	MINGEON Bruno	5.10	21	18.02 =19	27.67 20	38.91 20	48.87 19	56.63	19	+1.03	130.4	81.0
				5.04	=19	17.93 20	27.60 19	38.85 18	48.89 18	56.75	18	+0.71	129.3	80.3
20	20	USA-1	HAYS Todd	4.91	3	17.66 5	27.21 6	38.32 =7	48.20 =8	55.94	9	+0.34	131.3	81.6
				4.88	1	17.59 1	27.17 1	38.34 =1	48.28 =2	56.07	2	+0.03	130.5	81.1
21	21	USA-2	HOLCOMB Steven	4.96	=8	17.72 7	27.26 7	38.29 =5	48.13 4	55.85	5	+0.25	131.7	81.8
				4.97	12	17.77 =9	27.43 13	38.64 12	48.60 12	56.39	=9	+0.35	130.4	81.0
22	22	CAN-1	LUEDERS Pierre	4.95	7	17.78 10	27.38 11	38.49 11	48.40 10	56.16	13	+0.56	130.7	81.2
				4.95	=9	17.77 =9	27.40 =9	38.59 =9	48.56 10	56.40	11	+0.36	129.9	80.7
23	23	CAN-2	DESPRES Serge	5.05	16	17.94 16	27.57 =16	38.70 18	48.65 17	56.57	18	+0.97	129.9	80.7
				4.99	=13	17.85 16	27.55 18	38.88 19	48.99 20	57.00	20	+0.96	128.3	79.7
24	24	AUT-1	STAMPFER Wolfgang	5.07	=17	17.96 17	27.57 =16	38.78 19	48.72 18	56.48	17	+0.88	130.6	81.1
				5.04	=19	17.90 19	27.50 15	38.75 =14	48.76 15	56.61	15	+0.57	129.6	80.5



BOBSLEIGH
BOBSLEIGH

FOUR-MAN
QUATRE-HOMMES



OFFICIAL TRAINING HEATS 1 & 2
ENTRAÎNEMENT OFFICIEL MANCHES 1 & 2

RESULTS / RÉSULTATS

CESANA PARIOL TUE 21 FEB 2006 / MAR 21 FEV 2006 START TIME / DEBUT 10:55

Start Order	Bib No	Team	Pilot Name	Start Time	Rk	Int 1	Rk	Int 2	Rk	Int 3	Rk	Int 4	Rk	Finish Time	Rk	Time Behind	Speed (km/h)	Speed (mph)
25	25	BRA-1	RASCHINI Ricardo	6.02	26	19.49	26	29.43	26	41.12	26	51.91	26	1:01.88	26	+6.28	115.6	71.8
				6.15	25	19.66	25	29.57	25	41.16	25	51.47	25	59.64	25	+3.60	126.2	78.4
26	26	ROM-1	ISTRATE Nicolae	5.11	22	18.09	22	27.78	22	39.14	22	49.30	21	57.30	22	+1.70	127.7	79.3
				5.08	22	17.99	21	27.69	22	39.13	23	49.38	23	57.50	23	+1.46	126.7	78.7

LEGEND

= Equal sign indicates that two or more teams share the same rank


DNS Did not start

Int Intermediate time

No Number

Rk Rank




PERFORMANCE ANALYSIS / ANALYSE DES PERFORMANCES


CESANA PARIOL TUE 21 FEB 2006 / MAR 21 FEV 2006 START TIME / DEBUT 10:55

Start Order	Bib No	Team	Pilot Name	Start Time	Rk	S-1 Rk	1-2 Rk	2-3 Rk	3-4 Rk	4-F Rk	Finish Time	Rk	Time Behind	Speed (km/h)	(mph)					
1	1	LAT-1	MININS Janis	4.92	=4	12.75	=5	9.50	=3	11.01	2	9.83	=3	7.73	=9	55.74	2	+0.14	131.6	81.8
				4.91	=4	12.74	=3	9.58	=5	11.15	4	9.97	=8	7.92	18	56.27	6	+0.23	129.8	80.6
2	2	LAT-2	ARHIPOVS Mihails	4.96	=8	12.88	15	9.59	=12	11.11	=12	9.88	=11	7.72	=6	56.14	=10	+0.54	131.0	81.4
				4.91	=4	12.86	=15	9.68	=18	11.29	19	10.06	19	7.94	19	56.74	17	+0.70	129.0	80.1
3	3	SVK-1	JAGNESAK Milan	5.53	25	13.19	25	9.63	=18	11.11	=12	9.86	9	8.08	24	57.40	23	+1.80	131.6	81.7
																		DNS		
4	4	ITA-1	BERTAZZO Simone	5.04	15	12.81	=11	9.50	=3	11.03	=3	9.82	2	7.67	3	55.87	6	+0.27	131.9	81.9
				5.01	=17	12.82	=11	9.57	4	11.14	=2	9.92	2	7.78	=1	56.24	5	+0.20	130.8	81.3
5	5	ITA-2	TOSINI Fabrizio	5.01	14	12.78	=8	9.52	7	11.04	=6	9.83	=3	7.66	=1	55.84	=3	+0.24	131.8	81.9
				5.01	=17	12.81	10	9.59	8	11.18	8	9.96	=5	7.81	=7	56.36	8	+0.32	130.3	81.0
6	6	GBR-1	JOHNSTON Lee	5.09	=19	12.89	=16	9.59	=12	11.08	10	9.84	=5	7.66	=1	56.15	12	+0.55	131.7	81.8
				5.00	=15	12.83	14	9.69	20	11.23	12	9.97	=8	7.87	=15	56.59	14	+0.55	130.0	80.7
7	7	POL-1	KUPCZYK Dawid	5.00	=12	12.79	10	9.60	=14	11.16	18	9.88	=11	7.71	5	56.14	=10	+0.54	131.5	81.7
				4.95	=9	12.82	=11	9.63	=12	11.35	21	10.04	=17	7.85	=11	56.64	16	+0.60	129.5	80.4
8	8	NZL-1	HENDERSON Alan	5.30	23	13.03	23	9.66	22	11.21	=19	10.11	22	7.94	21	57.25	21	+1.65	127.9	79.4
				5.15	23	12.95	22	9.68	=18	11.28	18	10.07	20	7.97	20	57.10	21	+1.06	128.7	80.0
9	9	CZE-1	DANILEVIC Ivo	5.09	=19	12.93	20	9.57	11	11.05	8	9.84	=5	7.73	=9	56.21	14	+0.61	131.8	81.9
				5.06	21	12.96	23	9.65	14	11.24	=13	9.99	=12	7.87	=15	56.77	19	+0.73	129.9	80.7
10	10	HUN-1	GYULAI Marton	5.49	24	13.13	24	9.71	25	11.37	25	10.14	23	8.01	23	57.85	24	+2.25	127.8	79.4
				5.21	24	13.00	24	9.74	23	11.46	24	10.16	22	8.04	22	57.61	24	+1.57	127.7	79.4
11	11	GER-1	LANGE Andre	4.94	6	12.71	2	9.49	2	10.99	1	9.79	1	7.68	4	55.60	1	0.00	132.4	82.3
				4.91	=4	12.74	=3	9.56	=1	11.14	=2	9.91	1	7.78	=1	56.04	1	0.00	130.7	81.2
12	12	GER-2	SPIES Rene	4.99	11	12.78	=8	9.51	6	11.04	=6	9.84	=5	7.72	=6	55.88	7	+0.28	131.6	81.7
				4.95	=9	12.78	=6	9.58	=5	11.17	=6	9.97	=8	7.83	9	56.28	7	+0.24	130.1	80.8
13	13	RUS-1	ZOUBKOV Alexandre	4.90	=1	12.65	1	9.45	1	11.03	=3	11.58	26	11.68	26	1:01.29	25	+5.69	105.8	65.7
				4.93	7	12.74	=3	9.56	=1	11.12	1	9.93	3	7.80	6	56.08	3	+0.04	130.4	81.0
14	14	RUS-2	POPOV Evgeny	4.90	=1	12.74	4	9.50	=3	11.07	9	9.89	14	7.74	=12	55.84	=3	+0.24	131.0	81.4
				4.89	2	12.78	=6	9.61	=10	11.24	=13	9.99	=12	7.88	17	56.39	=9	+0.35	130.0	80.7
15	15	CRO-1	SOLA Ivan	5.07	=17	12.96	21	9.67	23	11.36	=23	10.07	21	7.89	19	57.02	20	+1.42	129.0	80.1
				4.99	=13	12.88	19	9.75	24	11.45	23	10.23	23	8.12	=23	57.42	22	+1.38	126.9	78.8
16	16	SUI-1	ANNEN Martin	5.00	=12	12.84	14	9.61	=16	11.15	17	9.91	=15	7.78	18	56.29	16	+0.69	131.0	81.4
				5.00	=15	12.86	=15	9.67	=16	11.22	11	10.00	=14	7.81	=7	56.56	13	+0.52	129.9	80.7
17	17	SUI-2	RUEEGG Ivo	4.92	=4	12.73	3	9.55	=9	11.09	11	9.87	10	7.73	=9	55.89	8	+0.29	131.4	81.6
				4.90	3	12.72	2	9.56	=1	11.16	5	9.96	=5	7.79	=3	56.09	4	+0.05	130.4	81.0
18	18	NED-1	GLAS Arend	4.96	=8	12.81	=11	9.63	=18	11.21	=19	9.91	=15	7.76	=14	56.28	15	+0.68	131.0	81.4
				4.94	8	12.80	=8	9.61	=10	11.24	=13	10.00	=14	7.85	=11	56.44	12	+0.40	130.0	80.7
19	19	FRA-1	MINGEON Bruno	5.10	21	12.92	19	9.65	21	11.24	22	9.96	20	7.76	=14	56.63	19	+1.03	130.4	81.0
				5.04	=19	12.89	20	9.67	=16	11.25	=16	10.04	=17	7.86	14	56.75	18	+0.71	129.3	80.3
20	20	USA-1	HAYS Todd	4.91	3	12.75	=5	9.55	=9	11.11	=12	9.88	=11	7.74	=12	55.94	9	+0.34	131.3	81.6
				4.88	1	12.71	1	9.58	=5	11.17	=6	9.94	4	7.79	=3	56.07	2	+0.03	130.5	81.1
21	21	USA-2	HOLCOMB Steven	4.96	=8	12.76	7	9.54	8	11.03	=3	9.84	=5	7.72	=6	55.85	5	+0.25	131.7	81.8
				4.97	12	12.80	=8	9.66	15	11.21	10	9.96	=5	7.79	=3	56.39	=9	+0.35	130.4	81.0
22	22	CAN-1	LUEDERS Pierre	4.95	7	12.83	13	9.60	=14	11.11	=12	9.91	=15	7.76	=14	56.16	13	+0.56	130.7	81.2
				4.95	=9	12.82	=11	9.63	=12	11.19	9	9.97	=8	7.84	10	56.40	11	+0.36	129.9	80.7
23	23	CAN-2	DESPRES Serge	5.05	16	12.89	=16	9.63	=18	11.13	16	9.95	19	7.92	20	56.57	18	+0.97	129.9	80.7
				4.99	=13	12.86	=15	9.70	=21	11.33	20	10.11	21	8.01	21	57.00	20	+0.96	128.3	79.7
24	24	AUT-1	STAMPFER Wolfgang	5.07	=17	12.89	=16	9.61	=16	11.21	=19	9.94	18	7.76	=14	56.48	17	+0.88	130.6	81.1
				5.04	=19	12.86	=15	9.60	9	11.25	=16	10.01	16	7.85	=11	56.61	15	+0.57	129.6	80.5



BOBSLEIGH
BOBSLEIGH

FOUR-MAN
QUATRE-HOMMES



OFFICIAL TRAINING HEATS 1 & 2
ENTRAÎNEMENT OFFICIEL MANCHES 1 & 2

PERFORMANCE ANALYSIS / ANALYSE DES PERFORMANCES


CESANA PARIOL TUE 21 FEB 2006 / MAR 21 FEV 2006 START TIME / DEBUT 10:55

Start Order	Bib No	Team	Pilot Name	Start Time	Rk	S-1 Rk	1-2 Rk	2-3 Rk	3-4 Rk	4-F Rk	Finish Time	Rk	Time Behind	Speed (km/h)	Speed (mph)					
25	25	BRA-1	RASCHINI Ricardo	6.02	26	13.47	26	9.94	26	11.69	26	10.79	25	9.97	25	1:01.88	26	+6.28	115.6	71.8
				6.15	25	13.51	25	9.91	25	11.59	25	10.31	25	8.17	25	59.64	25	+3.60	126.2	78.4
26	26	ROM-1	ISTRATE Nicolae	5.11	22	12.98	22	9.69	24	11.36	=23	10.16	24	8.00	22	57.30	22	+1.70	127.7	79.3
				5.08	22	12.91	21	9.70	=21	11.44	22	10.25	24	8.12	=23	57.50	23	+1.46	126.7	78.7

LEGEND

= Equal sign indicates that two or more teams share the same rank
 1-2 Segment: 1st to 2nd intermediate point 2-3 Segment: 2nd to 3rd intermediate point 3-4 Segment: 3rd to 4th intermediate point 4-F Segment: 4th intermediate point to finish
 DNS Did not start No Number Rk Rank S-1 Segment: Start to 1st intermediate point






RESULTS / RÉSULTATS

CESANA PARIOL WED 22 FEB 2006 / MER 22 FEV 2006 START TIME / DEBUT 18:30

Start Order No	Bib No	Team	Pilot Name	Start Time	Rk	Int 1 Rk	Int 2 Rk	Int 3 Rk	Int 4 Rk	Finish Time	Rk	Time Behind	Speed (km/h)	Speed (mph)				
1	26	ROM-1	ISTRATE Nicolae	5.02	22	17.96	21	27.60	21	38.83	20	48.83	20	56.70	20	+1.02	129.8	80.6
				5.00	20	18.00	22	27.77	21	39.23	23	49.41	=23	57.41	23	+1.42	127.6	79.2
2	25	BRA-1	RASCHINI Ricardo	5.91	26	19.31	26	29.18	26	40.61	26	50.67	26	58.65	26	+2.97	128.9	80.1
				5.88	26	19.34	26	29.27	26	40.88	26	51.12	26	59.29	26	+3.30	127.1	79.0
3	24	AUT-1	STAMPFER Wolfgang	4.99	20	17.92	20	27.50	=16	38.55	13	48.38	10	56.06	7	+0.38	131.8	81.9
				5.02	22	17.91	20	27.58	18	38.85	16	48.87	16	56.73	15	+0.74	129.3	80.3
4	22	CAN-1	LUEDERS Pierre	4.86	5	17.60	5	27.16	5	38.21	2	48.06	2	55.77	2	+0.09	131.3	81.6
				4.88	=5	17.62	5	27.23	=4	38.42	=2	48.37	2	56.14	2	+0.15	130.4	81.0
5	23	CAN-2	DESPRES Serge	4.95	=17	17.76	14	27.42	15	38.58	16	48.49	=13	56.29	11	+0.61	130.4	81.0
				4.93	12	17.74	9	27.40	9	38.65	10	48.68	10	56.61	12	+0.62	129.3	80.4
6	20	USA-1	HAYS Todd	4.87	=6	17.59	4	27.13	4	38.18	1	47.98	1	55.68	1	0.00	132.0	82.0
				4.89	8	17.65	7	27.26	7	38.47	7	48.44	6	56.27	=4	+0.28	130.0	80.8
7	21	USA-2	HOLCOMB Steven	4.92	13	17.69	8	27.28	=7	38.36	6	48.16	6	55.82	3	+0.14	132.0	82.0
				4.95	14	17.79	12	27.43	=10	38.64	9	48.57	8	56.33	8	+0.34	130.6	81.1
8	19	FRA-1	MINGEON Bruno	5.00	21	17.88	=18	27.53	19	38.77	18	48.69	=17	56.50	17	+0.82	130.5	81.1
				5.01	21	17.87	=17	27.55	17	38.80	15	48.76	13	56.58	11	+0.59	130.1	80.8
9	18	NED-1	GLAS Arend	4.90	=10	17.74	13	27.36	13	38.56	14	48.50	15	56.32	=14	+0.64	130.2	80.9
				4.90	=9	17.75	10	27.48	=13	38.87	17	48.98	17	56.90	17	+0.91	128.7	79.9
10	16	SUI-1	ANNEN Martin	4.82	=2	17.53	2	27.11	2	38.22	=3	48.11	4	55.90	6	+0.22	130.8	81.3
				4.84	2	17.60	=3	27.23	=4	38.45	6	48.42	=4	56.27	=4	+0.28	129.9	80.7
11	17	SUI-2	RUEEGG Ivo	4.94	=15	17.71	=11	27.30	10	38.44	8	48.31	=7	56.08	=8	+0.40	131.1	81.5
				4.94	13	17.80	13	27.46	12	38.73	11	48.71	11	56.54	10	+0.55	129.9	80.7
12	15	CRO-1	SOLA Ivan	4.97	19	17.98	22	27.76	22	39.16	22	49.23	22	57.16	22	+1.48	129.1	80.2
				4.96	=15	17.89	19	27.67	20	39.16	21	49.41	=23	57.50	24	+1.51	126.5	78.6
13	13	RUS-1	ZOUBKOV Alexandre	4.82	=2	17.51	1	27.10	1	38.26	5	48.14	5	55.85	5	+0.17	131.1	81.4
				4.82	1	17.52	1	27.11	1	38.26	1	48.20	1	55.99	1	0.00	130.4	81.0
14	14	RUS-2	POPOV Evgeny	4.84	4	17.66	7	27.28	=7	38.46	10	48.48	12	56.30	=12	+0.62	129.4	80.4
				4.88	=5	17.71	8	27.34	8	38.54	8	48.59	9	56.46	9	+0.47	129.0	80.1
15	11	GER-1	LANGE Andre	4.81	1	17.54	3	27.12	3	38.22	=3	48.08	3	55.84	4	+0.16	131.3	81.6
				4.85	3	17.57	2	27.19	2	38.43	4	48.45	7	56.30	7	+0.31	129.5	80.4
16	12	GER-2	SPIES Rene	4.88	8	17.63	6	27.26	6	38.45	9	48.33	9	56.11	10	+0.43	131.2	81.5
				4.88	=5	17.63	6	27.24	6	38.44	5	48.41	3	56.26	3	+0.27	130.0	80.8
17	10	HUN-1	GYULAI Marton	5.15	=24	18.39	25	28.19	24	39.63	25	49.72	25	57.62	24	+1.94	128.8	80.0
				5.18	25	18.19	25	27.94	25	39.40	25	49.56	25	57.58	25	+1.59	127.7	79.4
18	9	CZE-1	DANILEVIC Ivo	4.94	=15	17.88	=18	27.50	=16	38.68	17	48.69	=17	56.57	18	+0.89	129.4	80.4
				4.96	=15	17.85	=15	27.50	15	38.76	13	48.81	14	56.71	14	+0.72	129.0	80.1
19	8	NZL-1	HENDERSON Alan	5.12	23	18.15	23	27.91	23	39.25	23	49.32	23	57.23	23	+1.55	128.8	80.0
				5.07	23	18.05	23	27.78	22	39.14	20	49.29	21	57.29	21	+1.30	127.6	79.3
20	7	POL-1	KUPCZYK Dawid	4.90	=10	17.77	15	27.40	14	38.54	=11	48.47	11	56.30	=12	+0.62	130.1	80.8
				4.91	11	17.98	21	27.80	23	39.27	24	49.38	22	57.33	22	+1.34	128.7	79.9
21	6	GBR-1	JOHNSTON Lee	4.95	=17	17.81	16	27.52	18	38.80	19	48.80	19	56.65	19	+0.97	129.4	80.4
				4.99	19	17.87	=17	27.60	19	39.00	19	49.06	19	56.93	18	+0.94	128.9	80.1
22	4	ITA-1	BERTAZZO Simone	4.89	9	17.70	=9	27.33	11	38.54	=11	48.49	=13	56.32	=14	+0.64	130.1	80.8
				4.96	=15	17.82	14	27.51	16	38.91	18	49.04	18	57.04	19	+1.05	128.4	79.7
23	5	ITA-2	TOSINI Fabrizio	4.93	14	17.71	=11	27.29	9	38.42	7	48.31	=7	56.08	=8	+0.40	131.1	81.5
				4.98	18	17.85	=15	27.48	=13	38.75	12	48.75	12	56.64	13	+0.65	129.8	80.6
24	3	SVK-1	JAGNESAK Milan	5.15	=24	18.31	24	28.20	25	39.59	24	49.66	24	57.64	25	+1.96	128.8	80.0
				5.12	24	18.12	24	27.82	24	39.17	22	49.25	20	57.21	20	+1.22	128.7	80.0


RESULTS / RÉSULTATS


CESANA PARIOL WED 22 FEB 2006 / MER 22 FEV 2006 START TIME / DEBUT 18:30

Start Order	Bib No	Team	Pilot Name	Start Time	Rk	Int 1	Rk	Int 2	Rk	Int 3	Rk	Int 4	Rk	Finish Time	Rk	Time Behind	Speed (km/h)	Speed (mph)
25	1	LAT-1	MININS Janis	4.87	=6	17.70	=9	27.35	12	38.57	15	48.56	16	56.44	16	+0.76	129.5	80.4
				4.87	4	17.60	=3	27.20	3	38.42	=2	48.42	=4	56.29	6	+0.30	129.5	80.4
26	2	LAT-2	ARHIPOVS Mihails	4.91	12	17.85	17	27.58	20	38.91	21	48.95	21	56.86	21	+1.18	129.0	80.1
				4.90	=9	17.76	11	27.43	=10	38.77	14	48.85	15	56.76	16	+0.77	128.9	80.1

LEGEND

= Equal sign indicates that two or more teams share the same rank

Int Intermediate time No Number Rk Rank


PERFORMANCE ANALYSIS / ANALYSE DES PERFORMANCES


CESANA PARIOL WED 22 FEB 2006 / MER 22 FEV 2006 START TIME / DEBUT 18:30

Start Order	Bib No	Team	Pilot Name	Start Time	Rk	S-1 Rk	1-2 Rk	2-3 Rk	3-4 Rk	4-F Rk	Finish Time	Rk	Time Behind	Speed (km/h)	Speed (mph)
1	26	ROM-1	ISTRATE Nicolae	5.02	22	12.94 =19	9.64 16	11.23 18	10.00 =17	7.87 18	56.70	20	+1.02	129.8	80.6
				5.00	20	13.00 =22	9.77 23	11.46 =22	10.18 24	8.00 =21	57.41	23	+1.42	127.6	79.2
2	25	BRA-1	RASCHINI Ricardo	5.91	26	13.40 26	9.87 25	11.43 25	10.06 22	7.98 =25	58.65	26	+2.97	128.9	80.1
				5.88	26	13.46 26	9.93 26	11.61 26	10.24 25	8.17 26	59.29	26	+3.30	127.1	79.0
3	24	AUT-1	STAMPFER Wolfgang	4.99	20	12.93 18	9.58 =3	11.05 =1	9.83 3	7.68 2	56.06	7	+0.38	131.8	81.9
				5.02	22	12.89 =18	9.67 =14	11.27 =13	10.02 =11	7.86 10	56.73	15	+0.74	129.3	80.3
4	22	CAN-1	LUEDERS Pierre	4.86	5	12.74 5	9.56 2	11.05 =1	9.85 4	7.71 =4	55.77	2	+0.09	131.3	81.6
				4.88	=5	12.74 4	9.61 =3	11.19 2	9.95 3	7.77 2	56.14	2	+0.15	130.4	81.0
5	23	CAN-2	DESPRES Serge	4.95	=17	12.81 =10	9.66 19	11.16 =10	9.91 11	7.80 11	56.29	11	+0.61	130.4	81.0
				4.93	12	12.81 8	9.66 =12	11.25 =10	10.03 13	7.93 18	56.61	12	+0.62	129.3	80.4
6	20	USA-1	HAYS Todd	4.87	=6	12.72 3	9.54 1	11.05 =1	9.80 =1	7.70 3	55.68	1	0.00	132.0	82.0
				4.89	8	12.76 =6	9.61 =3	11.21 =5	9.97 =5	7.83 =5	56.27	=4	+0.28	130.0	80.8
7	21	USA-2	HOLCOMB Steven	4.92	13	12.77 =7	9.59 =7	11.08 4	9.80 =1	7.66 1	55.82	3	+0.14	132.0	82.0
				4.95	14	12.84 10	9.64 10	11.21 =5	9.93 1	7.76 1	56.33	8	+0.34	130.6	81.1
8	19	FRA-1	MINGEON Bruno	5.00	21	12.88 17	9.65 =17	11.24 19	9.92 12	7.81 12	56.50	17	+0.82	130.5	81.1
				5.01	21	12.86 =12	9.68 16	11.25 =10	9.96 4	7.82 4	56.58	11	+0.59	130.1	80.8
9	18	NED-1	GLAS Arend	4.90	=10	12.84 14	9.62 =10	11.20 15	9.94 14	7.82 =13	56.32	=14	+0.64	130.2	80.9
				4.90	=9	12.85 11	9.73 =19	11.39 19	10.11 =19	7.92 17	56.90	17	+0.91	128.7	79.9
10	16	SUI-1	ANNEN Martin	4.82	=2	12.71 2	9.58 =3	11.11 6	9.89 =9	7.79 10	55.90	6	+0.22	130.8	81.3
				4.84	2	12.76 =6	9.63 =7	11.22 =7	9.97 =5	7.85 =7	56.27	=4	+0.28	129.9	80.7
11	17	SUI-2	RUEEGG Ivo	4.94	=15	12.77 =7	9.59 =7	11.14 =8	9.87 6	7.77 =7	56.08	=8	+0.40	131.1	81.5
				4.94	13	12.86 =12	9.66 =12	11.27 =13	9.98 8	7.83 =5	56.54	10	+0.55	129.9	80.7
12	15	CRO-1	SOLA Ivan	4.97	19	13.01 22	9.78 23	11.40 24	10.07 =23	7.93 24	57.16	22	+1.48	129.1	80.2
				4.96	=15	12.93 20	9.78 24	11.49 25	10.25 26	8.09 25	57.50	24	+1.51	126.5	78.6
13	13	RUS-1	ZOUBKOV Alexandre	4.82	=2	12.69 1	9.59 =7	11.16 =10	9.88 =7	7.71 =4	55.85	5	+0.17	131.1	81.4
				4.82	1	12.70 1	9.59 1	11.15 1	9.94 2	7.79 3	55.99	1	0.00	130.4	81.0
14	14	RUS-2	POPOV Evgeny	4.84	4	12.82 12	9.62 =10	11.18 =12	10.02 20	7.82 =13	56.30	=12	+0.62	129.4	80.4
				4.88	=5	12.83 9	9.63 =7	11.20 =3	10.05 =14	7.87 =11	56.46	9	+0.47	129.0	80.1
15	11	GER-1	LANGE Andre	4.81	1	12.73 4	9.58 =3	11.10 5	9.86 5	7.76 6	55.84	4	+0.16	131.3	81.6
				4.85	3	12.72 2	9.62 6	11.24 9	10.02 =11	7.85 =7	56.30	7	+0.31	129.5	80.4
16	12	GER-2	SPIES Rene	4.88	8	12.75 6	9.63 =13	11.19 14	9.88 =7	7.78 9	56.11	10	+0.43	131.2	81.5
				4.88	=5	12.75 5	9.61 =3	11.20 =3	9.97 =5	7.85 =7	56.26	3	+0.27	130.0	80.8
17	10	HUN-1	GYULAI Marton	5.15	=24	13.24 25	9.80 24	11.44 26	10.09 26	7.90 21	57.62	24	+1.94	128.8	80.0
				5.18	25	13.01 24	9.75 22	11.46 =22	10.16 23	8.02 24	57.58	25	+1.59	127.7	79.4
18	9	CZE-1	DANILEVIC Ivo	4.94	=15	12.94 =19	9.62 =10	11.18 =12	10.01 19	7.88 =19	56.57	18	+0.89	129.4	80.4
				4.96	=15	12.89 =18	9.65 11	11.26 12	10.05 =14	7.90 15	56.71	14	+0.72	129.0	80.1
19	8	NZL-1	HENDERSON Alan	5.12	23	13.03 23	9.76 22	11.34 22	10.07 =23	7.91 =22	57.23	23	+1.55	128.8	80.0
				5.07	23	12.98 21	9.73 =19	11.36 18	10.15 22	8.00 =21	57.29	21	+1.30	127.6	79.3
20	7	POL-1	KUPCZYK Dawid	4.90	=10	12.87 16	9.63 =13	11.14 =8	9.93 13	7.83 =15	56.30	=12	+0.62	130.1	80.8
				4.91	11	13.07 25	9.82 25	11.47 24	10.11 =19	7.95 19	57.33	22	+1.34	128.7	79.9
21	6	GBR-1	JOHNSTON Lee	4.95	=17	12.86 15	9.71 20	11.28 20	10.00 =17	7.85 17	56.65	19	+0.97	129.4	80.4
				4.99	19	12.88 17	9.73 =19	11.40 =20	10.06 16	7.87 =11	56.93	18	+0.94	128.9	80.1
22	4	ITA-1	BERTAZZO Simone	4.89	9	12.81 =10	9.63 =13	11.21 16	9.95 15	7.83 =15	56.32	=14	+0.64	130.1	80.8
				4.96	=15	12.86 =12	9.69 17	11.40 =20	10.13 21	8.00 =21	57.04	19	+1.05	128.4	79.7
23	5	ITA-2	TOSINI Fabrizio	4.93	14	12.78 9	9.58 =3	11.13 7	9.89 =9	7.77 =7	56.08	=8	+0.40	131.1	81.5
				4.98	18	12.87 16	9.63 =7	11.27 =13	10.00 =9	7.89 14	56.64	13	+0.65	129.8	80.6
24	3	SVK-1	JAGNESAK Milan	5.15	=24	13.16 24	9.89 26	11.39 23	10.07 =23	7.98 =25	57.64	25	+1.96	128.8	80.0
				5.12	24	13.00 =22	9.70 18	11.35 17	10.08 =17	7.96 20	57.21	20	+1.22	128.7	80.0



BOBSLEIGH
BOBSLEIGH

FOUR-MAN
QUATRE-HOMMES



OFFICIAL TRAINING HEATS 3 & 4
ENTRAÎNEMENT OFFICIEL MANCHES 3 & 4

PERFORMANCE ANALYSIS / ANALYSE DES PERFORMANCES

CESANA PARIOL WED 22 FEB 2006 / MER 22 FEV 2006 START TIME / DEBUT 18:30

Start Order	Bib No	Team	Pilot Name	Start Time	Rk	S-1 Rk	1-2 Rk	2-3 Rk	3-4 Rk	4-F Rk	Finish Time	Rk	Time Behind	Speed (km/h)	Speed (mph)					
25	1	LAT-1	MININS Janis	4.87	=6	12.83	13	9.65	=17	11.22	17	9.99	16	7.88	=19	56.44	16	+0.76	129.5	80.4
				4.87	4	12.73	3	9.60	2	11.22	=7	10.00	=9	7.87	=11	56.29	6	+0.30	129.5	80.4
26	2	LAT-2	ARHIPOVS Mihails	4.91	12	12.94	=19	9.73	21	11.33	21	10.04	21	7.91	=22	56.86	21	+1.18	129.0	80.1
				4.90	=9	12.86	=12	9.67	=14	11.34	16	10.08	=17	7.91	16	56.76	16	+0.77	128.9	80.1


LEGEND

= Equal sign indicates that two or more teams share the same rank

1-2 Segment: 1st to 2nd intermediate point 2-3 Segment: 2nd to 3rd intermediate point 3-4 Segment: 3rd to 4th intermediate point 4-F Segment: 4th intermediate point to finish

No Number Rk Rank S-1 Segment: Start to 1st intermediate point




RESULTS / RÉSULTATS

CESANA PARIOL THU 23 FEB 2006 / JEU 23 FEV 2006 START TIME / DEBUT 18:30


Start Order	Bib No	Team	Pilot Name	Start Time	Rk	Int 1 Rk	Int 2 Rk	Int 3 Rk	Int 4 Rk	Finish Time	Rk	Time Behind	Speed (km/h)	Speed (mph)				
1	7	POL-1	KUPCZYK Dawid	4.95	=11	17.70	=9	27.23	=6	38.27	3	48.11	=2	55.80	2	+0.03	131.3	81.6
				4.95	=3	17.74	=5	27.36	7	38.64	8	48.65	8	56.48	=9	+0.44	129.4	80.4
2	1	LAT-1	MININS Janis	4.99	=18	17.82	=15	27.37	=14	38.43	10	48.26	9	56.02	9	+0.25	131.4	81.6
				4.96	=5	17.85	12	27.48	11	38.68	9	48.67	=10	56.54	11	+0.50	129.8	80.6
3	2	LAT-2	ARHIPOVS Mihails	4.96	=14	17.84	=17	27.43	17	38.60	17	48.53	17	56.29	15	+0.52	130.8	81.2
				4.95	=3	17.82	=10	27.47	=9	38.76	13	48.83	14	56.72	15	+0.68	128.9	80.1
4	16	SUI-1	ANNEN Martin	4.89	=1	17.57	1	27.12	1	38.21	2	48.11	=2	55.82	=3	+0.05	131.1	81.4
				4.96	=5	17.73	4	27.35	6	38.51	5	48.44	5	56.23	5	+0.19	130.4	81.0
5	17	SUI-2	RUEEGG Ivo	4.91	=3	17.61	2	27.13	2	38.19	1	48.06	1	55.77	1	0.00	130.9	81.3
				4.96	=5	17.75	7	27.37	8	38.58	7	48.55	7	56.36	7	+0.32	130.1	80.8
6	3	SVK-1	JAGNESAK Milan	5.14	24	18.18	24	27.83	24	39.02	22	48.92	21	56.67	20	+0.90	130.9	81.3
				5.15	19	18.18	20	27.86	18	39.15	17	49.22	17	57.14	16	+1.10	128.7	80.0
7	9	CZE-1	DANILEVIC Ivo	4.97	=16	17.84	=17	27.46	18	38.62	18	48.61	18	56.44	18	+0.67	129.7	80.6
				4.99	=12	17.92	15	27.56	15	38.78	14	48.77	12	56.60	12	+0.56	130.0	80.7
8	10	HUN-1	GYULAI Marton	5.07	23	18.01	23	27.73	23	39.14	24	49.25	24	57.22	24	+1.45	128.3	79.7
				5.17	20	18.17	19	27.87	19	39.27	19	49.41	20	57.45	20	+1.41	127.5	79.2
9	6	GBR-1	JOHNSTON Lee	4.96	=14	17.77	=13	27.37	=14	38.52	=14	48.44	=13	56.20	13	+0.43	130.7	81.2
				4.96	=5	17.79	9	27.51	13	38.83	15	48.84	15	56.64	13	+0.60	129.5	80.4
10	4	ITA-1	BERTAZZO Simone	4.91	=3	17.72	11	27.28	10	38.47	11	48.44	=13	56.25	14	+0.48	130.2	80.9
				4.93	2	17.71	2	27.31	3	38.52	6	48.46	6	56.26	6	+0.22	130.4	81.0
11	5	ITA-2	TOSINI Fabrizio	4.95	=11	17.75	12	27.34	12	38.48	12	48.36	11	56.06	10	+0.29	131.4	81.6
				4.96	=5	17.72	3	27.29	=1	38.43	1	48.36	2	56.12	2	+0.08	130.7	81.2
12	22	CAN-1	LUEDERS Pierre	4.91	=3	17.67	6	27.22	=4	38.31	5	48.15	5	55.84	5	+0.07	131.6	81.8
													DNS					
13	23	CAN-2	DESPRES Serge	4.92	7	17.70	=9	27.33	11	38.51	13	48.50	16	56.32	16	+0.55	129.9	80.7
													DNS					
14	8	NZL-1	HENDERSON Alan	5.04	21	17.99	=21	27.70	22	39.04	23	49.05	22	56.89	22	+1.12	129.5	80.5
				5.04	16	17.96	16	27.66	16	39.00	16	49.08	16	57.34	18	+1.30	128.4	79.8
15	18	NED-1	GLAS Arend	4.89	=1	17.64	3	27.23	=6	38.42	9	48.34	10	56.09	11	+0.32	130.7	81.2
													DNS					
16	20	USA-1	HAYS Todd	4.93	=8	17.69	=7	27.25	8	38.30	4	48.14	4	55.82	=3	+0.05	131.7	81.8
				4.96	=5	17.74	=5	27.33	4	38.50	4	48.38	=3	56.13	3	+0.09	131.0	81.4
17	21	USA-2	HOLCOMB Steven	4.94	10	17.69	=7	27.27	9	38.36	8	48.20	7	55.88	7	+0.11	131.9	81.9
				4.98	11	17.77	8	27.34	5	38.47	3	48.32	1	56.04	1	0.00	131.5	81.7
18	13	RUS-1	ZOUBKOV Alexandre	4.91	=3	17.65	4	27.21	3	38.33	6	48.19	6	55.87	6	+0.10	131.7	81.8
				4.92	1	17.68	1	27.29	=1	38.45	2	48.38	=3	56.15	4	+0.11	130.3	80.9
19	14	RUS-2	POPOV Evgeny	4.97	=16	17.82	=15	27.40	16	38.52	=14	48.41	12	56.16	12	+0.39	130.8	81.3
				4.99	=12	17.88	14	27.53	14	38.73	12	48.78	13	56.68	14	+0.64	128.8	80.0
20	19	FRA-1	MINGEON Bruno	4.99	=18	17.85	19	27.50	19	38.73	19	48.77	19	56.59	19	+0.82	129.3	80.4
				4.99	=12	17.82	=10	27.47	=9	38.72	11	48.67	=10	56.47	8	+0.43	130.2	80.9
21	15	CRO-1	SOLA Ivan	5.05	22	17.99	=21	27.66	21	38.91	20	48.87	20	56.74	21	+0.97	129.9	80.7
				5.10	18	18.13	18	27.91	20	39.28	20	49.36	19	57.23	17	+1.19	129.0	80.1
22	24	AUT-1	STAMPFER Wolfgang										DNS					
													DNS					
23	25	BRA-1	RASCHINI Ricardo	5.53	25	18.79	25	28.72	25	40.39	25	50.65	25	58.70	25	+2.93	127.0	78.9
				5.47	21	18.71	21	28.69	21	40.43	21	50.74	21	58.86	21	+2.82	126.3	78.5
24	11	GER-1	LANGE Andre	4.93	=8	17.66	5	27.22	=4	38.35	7	48.24	8	55.96	8	+0.19	131.0	81.4
													DNS					



BOBSLEIGH
BOBSLEIGH

FOUR-MAN
QUATRE-HOMMES

OFFICIAL TRAINING HEATS 5 & 6
ENTRAÎNEMENT OFFICIEL MANCHES 5 & 6



RESULTS / RÉSULTATS

CESANA PARIOL THU 23 FEB 2006 / JEU 23 FEV 2006 START TIME / DEBUT 18:30

Start Order No	Bib Team	Pilot Name	Start Time	Rk	Int 1	Rk	Int 2	Rk	Int 3	Rk	Int 4	Rk	Finish Time	Rk	Time Behind	Speed (km/h)	Speed (mph)
25	12 GER-2	SPIES Rene	4.95	=11	17.77	=13	27.36	13	38.54	16	48.49	15	56.33	17	+0.56	130.2	80.9
			4.99	=12	17.87	13	27.50	12	38.71	10	48.66	9	56.48	=9	+0.44	130.2	80.9
26	26 ROM-1	ISTRATE Nicolae	5.02	20	17.94	20	27.62	20	38.97	21	49.10	23	57.06	23	+1.29	128.2	79.7
			5.05	17	18.06	17	27.80	17	39.18	18	49.35	18	57.38	19	+1.34	127.4	79.2

LEGEND

= Equal sign indicates that two or more teams share the same rank

DNS Did not start

Int Intermediate time

No Number


Rk Rank



BOBSLEIGH
BOBSLEIGH

FOUR-MAN
QUATRE-HOMMES

OFFICIAL TRAINING HEATS 5 & 6
ENTRAÎNEMENT OFFICIEL MANCHES 5 & 6



PERFORMANCE ANALYSIS / ANALYSE DES PERFORMANCES

CESANA PARIOL THU 23 FEB 2006 / JEU 23 FEV 2006 START TIME / DEBUT 18:30

Start Order	Bib No	Team	Pilot Name	Start Time	Rk	S-1 Rk	1-2 Rk	2-3 Rk	3-4 Rk	4-F Rk	Finish Time	Rk	Time Behind	Speed (km/h)	Speed (mph)					
25	12	GER-2	SPIES Rene	4.95	=11	12.82	14	9.59	=12	11.18	=15	9.95	16	7.84	=20	56.33	17	+0.56	130.2	80.9
				4.99	=12	12.88	12	9.63	=9	11.21	=8	9.95	=7	7.82	10	56.48	=9	+0.44	130.2	80.9
26	26	ROM-1	ISTRATE Nicolae	5.02	20	12.92	20	9.68	22	11.35	23	10.13	24	7.96	23	57.06	23	+1.29	128.2	79.7
				5.05	17	13.01	18	9.74	19	11.38	19	10.17	20	8.03	18	57.38	19	+1.34	127.4	79.2


LEGEND

= Equal sign indicates that two or more teams share the same rank

1-2 Segment: 1st to 2nd intermediate point 2-3 Segment: 2nd to 3rd intermediate point 3-4 Segment: 3rd to 4th intermediate point 4-F Segment: 4th intermediate point to finish

DNS Did not start No Number Rk Rank S-1 Segment: Start to 1st intermediate point





TEAM CAPTAINS MEETING MINUTES

CESANA PARIOL 23 FEB 2006 20.00 pm 21.00 pm

Ivo Ferriani welcomes all TCs for the 4-men draw at the XX. Olympic Winter Games 2006. He hopes that the training went well for everybody and he thanks all teams for their discipline and cooperation which made good training possible despite the bad weather conditions. He also thanks the FIBT, the Race Director and volunteers for their great work.

Unfortunately the weather forecast for the next days is not good – therefore he ask again for the cooperation and discipline on competition days, especially while driving your own cars at the track.

Race Director Georg Werth:

welcomes all present TCs for the 2nd TCM and draw for the 4-men bob. He supports the words of Ivo Ferriani.

Only two more days are remaining until the XX. Olympic Winter Games are finished. Therefore he would like to thank the FIBT, the technical delegates, the material commission, his team members, the track workers as well as the volunteers for the good cooperation and help. He does not want to announce any specific person in order to avoid missing a name.

- **Track preparation:**

The whole track will be spritzed after the track walk is finished. In case of snow the track will be wiped after each sled.

Jury President, Manfred Schulte:

Welcomes all present persons. He wants to thank the organization for their great work during the pats days.

The race procedure and schedule as well as the groupings have been distributed.

AUT:

Is it correct that there will only be 2 persons allowed at the start

→ that's correct

CAN:

How many spursleds will there be, and what kind – 4-men, 2-men or skeletons?

→ there will be three 4-men bobs and one 2-men bob as it has been during training

ROM:


Wants to know why there are 4 groups – according to the FIBT rules the 3rd group should go to the 2nd group.

→ after a short discussion the jury accepts the information and changes the grouping:

3 groups: Group 1 10 sleds, Group 2 13 sleds, Group 3 3 sleds

The teams have been announced by name and the TCs confirm the composition of each team.

The draw has been done.



Material commission , Bob Cuneo:

Wants to inform again the last possibility to exchange broken bar codes will be on Friday between 10:30 and 11:30 a.m. . It will be done at the finish area.

Ivo Ferriani:

Gives important information regarding the awards ceremony.

- the awards ceremony for the 4-men will be done at the track appr. 20 minutes after the race is finished.
- Please make sure that your athletes wear the proper clothing – please respect rule 53 of the IOC.
- Please note that your athlete will not be able to leave the mixed zone so you will have to bring the clothing to the finish.
- Please make sure your athletes don't climb over the fences to the tribune.

We wish everybody safe and exciting races.

Race director:

Cesana, 23rd of February 2006


Georg Werth



BOBSLEIGH
BOBSLEIGH

FOUR-MAN
QUATRE-HOMMES

HEAT 1
1ÈRE MANCHE




START LIST / LISTE DE DÉPART

CESANA PARIOL FRI 24 FEB 2006 / VEN 24 FEV 2006 START TIME / DEBUT 17:30


	Start Record		Track Record	
Time	4.68 sec		55.54 sec	
Date	23 JAN 2005		23 JAN 2005	
NOC Code/Names	SUI	ANNEN Martin, GEES Andi, HEFTI Beat, GRAND Cedric	SUI	ANNEN Martin, GEES Andi, HEFTI Beat, GRAND Cedric

Start Order	Bib No	Team	Name	Start Time	Time	Total Time Behind	Rk	Start Time	Int 1	Int 2	Int 3	Int 4	Finish Time	Total Time
1	1	USA-1	HAYS Todd JOVANOVIC Pavle MESLER Steve KREITZBURG Brock											
2	2	CAN-1	LUEDERS Pierre KOTYK Ken ALEXANDER Morgan BROWN Lascelles											
3	3	ITA-1	BERTAZZO Simone ROMANINI Samuele TORCHIO Matteo SACCO Omar											
4	4	USA-2	HOLCOMB Steven TOMASEVICZ Curt SCHUFFENHAUER Bill SMITH III Lorenzo											
5	5	SUI-2	RUEEGG Ivo GEES Andi HANDSCHIN Roman AEBLI Christian											
6	6	RUS-1	ZOUBKOV Alexandre EGOROV Philipp SELIVERSTOV Alexej VOEVODA Alexey											
7	7	RUS-2	POPOV Evgeny GOLUBEV Sergei MAKARTCHUK Piotr STEPUSHKIN Dmitry											
8	8	GER-1	LANGE Andre HOPPE Rene KUSKE Kevin PUTZE Martin											
9	9	SUI-1	ANNEN Martin LAMPARTER Thomas HEFTI Beat GRAND Cedric											


START LIST / LISTE DE DÉPART

CESANA PARIOL FRI 24 FEB 2006 / VEN 24 FEV 2006 START TIME / DEBUT 17:30

Start Order	Bib No	Team	Name	Start Time	Time	Total Time Behind	Rk	Start Time	Int 1	Int 2	Int 3	Int 4	Finish Time	Total Time
10	10	GER-2	SPIES Rene HEYDER Christoph KUEHN Enrico METZGER Alexander											
11	11	POL-1	KUPCZYK Dawid ZBLEWSKI Michal LATKOWSKI Mariusz PLACHETA Marcin											
12	12	NED-1	GLAS Arend KORTBEEK Vincent JANSMA Sybren KLAASSEN Arno											
13	13	GBR-1	JOHNSTON Lee WRIGHT Martin JOHNSTON Karl HUMPHRIES Dan											
14	14	SVK-1	JAGNESAK Milan RAJEK Viktor BENDA Andrej KRESTANKO Robert											
15	15	CZE-1	DANILEVIC Ivo RECHKA Radek GOMOLA Roman KOBIAN Jan											
16	16	LAT-1	MININS Janis DREISHKENS Daumants RULLIS Marcis OZOLS Janis											
17	17	ROM-1	ISTRATE Nicolae DUMINICEL Adrian POPA Gabriel DOVALCIUC Ioan Danut											
18	18	ITA-2	TOSINI Fabrizio OTTOLINO Luca DE SANCTIS Antonio MORBIDELLI Giorgio											
19	19	CRO-1	SOLA Ivan KRAJACIC Slaven VOJNOVIC Dejan GRABUSIC Jurica											
20	20	CAN-2	DESPRES Serge CUNNINGHAM Nathan LARSEN Steve BISSETT David											


START LIST / LISTE DE DÉPART

CESANA PARIOL FRI 24 FEB 2006 / VEN 24 FEV 2006 START TIME / DEBUT 17:30


Start Order	Bib No	Team	Name	Start Time	Time	Total Time Behind	Rk	Start Time	Int 1	Int 2	Int 3	Int 4	Finish Time	Total Time
21	21	FRA-1	MINGEON Bruno FOUQUET Christophe MENNERRON Pierre-Alain VANHOUTTE Alexandre											
22	22	AUT-1	STAMPFER Wolfgang SEELOS Klaus LOACKER Juergen WELZ Hans Peter											
23	23	LAT-2	ARHIPOVS Mihails DICMANIS Intars BOGDANOVS Maris ROZITIS Reinis											
24	24	BRA-1	RASCHINI Ricardo SILVA Marcio QUIRINO Claudinei BINDILATTI Edson											
25	25	HUN-1	GYULAI Marton KURTOSI Zsolt MARGL Tamas PINTER Bertalan											
26	26	NZL-1	HENDERSON Alan ORANGI Aaron HARRISON Steve DALLOW Matthew											

NOTES

In the listing of team names, the pilot is always shown first.

LEGEND


Int Intermediate time No Number Rk Rank


RESULTS / RÉSULTATS

CESANA PARIOL FRI 24 FEB 2006 / VEN 24 FEV 2006 START TIME / DEBUT 17:30

	Start Record				Track Record			
Time	4.68 sec				55.20 sec			
Date	23 JAN 2005				24 FEB 2006			
NOC Code/ Names	SUI	ANNEN Martin, GEES Andi, HEFTI Beat, GRAND Cedric			GER-1	LANGE Andre, HOPPE Rene, KUSKE Kevin, PUTZE Martin		

Rk	Bib No	Team	Name	Start Time	Rk	Int 1 Rk	Int 2 Rk	Int 3 Rk	Int 4 Rk	Finish Time	Rk	Time Behind	Speed (km/h) (mph)	Rec
1	8	GER-1	LANGE Andre HOPPE Rene KUSKE Kevin PUTZE Martin	4.71	2	17.26 1	26.73 1	37.74 1	47.54 1	55.20	1	0.00	132.1 82.1 TR	
										Total:		55.20	0.00	
2	6	RUS-1	ZOUBKOV Alexandre EGOROV Filipp SELIVERSTOV Alexej VOEVODA Alexey	4.74	4	17.32 =3	26.81 =3	37.80 3	47.57 2	55.22	2	+0.02	132.3 82.2	
										Total:		55.22	+0.02	
3	9	SUI-1	ANNEN Martin LAMPARTER Thomas HEFTI Beat GRAND Cedric	4.70	1	17.28 2	26.78 2	37.78 2	47.58 3	55.26	3	+0.06	132.0 82.0	
										Total:		55.26	+0.06	
4	2	CAN-1	LUEDERS Pierre KOTYK Ken ALEXANDER Morgan BROWN Lascelles	4.75	5	17.35 5	26.84 5	37.85 =4	47.66 4	55.34	4	+0.14	131.9 81.9	
										Total:		55.34	+0.14	
5	1	USA-1	HAYS Todd JOVANOVIC Pavle MESLER Steve KREITZBURG Brock	4.73	3	17.32 =3	26.81 =3	37.85 =4	47.72 5	55.43	5	+0.23	131.3 81.6	
										Total:		55.43	+0.23	
6	4	USA-2	HOLCOMB Steven TOMASEVICZ Curt SCHUFFENHAUER Bill SMITH III Lorenzo	4.77	=6	17.43 =6	26.96 9	38.00 7	47.79 7	55.46	6	+0.26	132.3 82.2	
										Total:		55.46	+0.26	
7	10	GER-2	SPIES Rene HEYDER Christoph KUEHN Enrico METZGER Alexander	4.79	=10	17.44 =8	26.94 6	37.97 6	47.78 6	55.47	7	+0.27	131.8 81.9	
										Total:		55.47	+0.27	
8	3	ITA-1	BERTAZZO Simone ROMANINI Samuele TORCHIO Matteo SACCO Omar	4.78	=8	17.44 =8	26.95 =7	38.05 =8	47.92 8	55.63	8	+0.43	131.4 81.6	
										Total:		55.63	+0.43	
9	5	SUI-2	RUEEGG Ivo GEES Andi HANDSCHIN Roman AEBLI Christian	4.78	=8	17.43 =6	26.95 =7	38.05 =8	47.93 9	55.65	9	+0.45	131.1 81.4	
										Total:		55.65	+0.45	
10	22	AUT-1	STAMPFER Wolfgang SEELOS Klaus LOACKER Juergen WELZ Hans Peter	4.88	19	17.63 17	27.18 16	38.26 15	48.09 =11	55.77	10	+0.57	131.7 81.8	
										Total:		55.77	+0.57	



RESULTS / RÉSULTATS

CESANA PARIOL FRI 24 FEB 2006 / VEN 24 FEB 2006 START TIME / DEBUT 17:30


Rk	Bib No	Team	Name	Start Time	Rk	Int 1 Rk	Int 2 Rk	Int 3 Rk	Int 4 Rk	Finish Time	Rk	Time Behind	Speed (km/h) (mph)	Rec
11	18	ITA-2	TOSINI Fabrizio OTTOLINO Luca DE SANCTIS Antonio MORBIDELLI Giorgio	4.86	=16	17.62 16	27.16 15	38.24 13	48.09 =11	55.80	11	+0.60	131.6 81.7	
										Total:	55.80	+0.60		
12	12	NED-1	GLAS Arend KORTBEEK Vincent JANSMA Sybren KLAASSEN Arno	4.80	12	17.49 11	27.05 11	38.18 11	48.07 10	55.82	12	+0.62	131.2 81.5	
										Total:	55.82	+0.62		
13	7	RUS-2	POPOV Evgeny GOLUBEV Sergei MAKARTCHUK Piotr STEPUSHKIN Dmitry	4.77	=6	17.46 10	27.03 10	38.14 10	48.10 =13	55.87	13	+0.67	130.1 80.8	
										Total:	55.87	+0.67		
14	16	LAT-1	MININS Janis DREISHKENS Daumants RULLIS Marcis OZOLS Janis	4.81	13	17.55 13	27.10 12	38.21 12	48.10 =13	55.88	14	+0.68	130.8 81.3	
										Total:	55.88	+0.68		
15	11	POL-1	KUPCZYK Dawid ZBLEWSKI Michal LATKOWSKI Mariusz PLACHETA Marcin	4.84	=14	17.57 14	27.13 14	38.25 14	48.14 15	55.89	15	+0.69	131.0 81.4	
										Total:	55.89	+0.69		
16	15	CZE-1	DANILEVIC Ivo RECHKA Radek GOMOLA Roman KOBIAN Jan	4.87	18	17.68 20	27.26 18	38.34 17	48.19 16	55.92	16	+0.72	131.5 81.7	
										Total:	55.92	+0.72		
17	13	GBR-1	JOHNSTON Lee WRIGHT Martin JOHNSTON Karl HUMPHRIES Dan	4.86	=16	17.61 15	27.21 17	38.37 18	48.30 =17	56.06	17	+0.86	130.4 81.0	
										Total:	56.06	+0.86		
18	21	FRA-1	MINGEON Bruno FOUQUET Christophe MANNERON Pierre-Alain VANHOUTTE Alexandre	4.89	20	17.67 =18	27.29 19	38.46 19	48.36 19	56.09	18	+0.89	130.9 81.3	
										Total:	56.09	+0.89		
19	20	CAN-2	DESPRES Serge CUNNINGHAM Nathan LARSEN Steve BISSETT David	4.79	=10	17.51 12	27.12 13	38.32 16	48.30 =17	56.10	19	+0.90	129.8 80.6	
										Total:	56.10	+0.90		
20	14	SVK-1	JAGNESAK Milan RAJEK Viktor BENDA Andrej KRESTANKO Robert	5.06	24	17.95 24	27.52 23	38.64 21	48.52 =20	56.29	20	+1.09	131.0 81.4	
										Total:	56.29	+1.09		
21	23	LAT-2	ARHIPOVS Mihails DICMANIS Intars BOGDANOVIS Maris ROZITIS Reinis	4.84	=14	17.67 =18	27.32 20	38.55 20	48.52 =20	56.34	21	+1.14	130.2 80.9	
										Total:	56.34	+1.14		



BOBSLEIGH
BOBSLEIGH

FOUR-MAN
QUATRE-HOMMES

AFTER HEAT 1
APRES 1ÈRE MANCHE



RESULTS / RÉSULTATS

CESANA PARIOL FRI 24 FEB 2006 / VEN 24 FEV 2006 START TIME / DEBUT 17:30

Rk	Bib No	Team	Name	Start Time	Rk	Int 1 Rk	Int 2 Rk	Int 3 Rk	Int 4 Rk	Finish Time	Rk	Time Behind	Speed (km/h) (mph)	Rec
22	17	ROM-1	ISTRATE Nicolae DUMINICEL Adrian POPA Gabriel DOVALCIUC Ioan Danut	4.91 =21		17.78 21	27.43 21	38.69 22	48.73 22	56.61 22		+1.41	129.5 80.5	
											Total:	56.61	+1.41	
23	19	CRO-1	SOLA Ivan KRAJACIC Slaven VOJNOVIC Dejan GRABUSIC Jurica	4.91 =21		17.79 22	27.47 22	38.71 23	48.77 23	56.67 23		+1.47	128.9 80.1	
											Total:	56.67	+1.47	
24	25	HUN-1	GYULAI Marton KURTOSI Zsolt MARGL Tamas PINTER Bertalan	4.99 23		17.88 23	27.55 24	38.91 24	49.02 24	56.99 24		+1.79	128.6 79.9	
											Total:	56.99	+1.79	
25	24	BRA-1	RASCHINI Ricardo SILVA Marcio QUIRINO Claudinei BINDILATTI Edson	5.48 25		18.69 25	28.50 25	39.98 25	50.41 25	1:00.31 25		+5.11	120.2 74.7	
											Total:	1:00.31	+5.11	
26	NZL-1		HENDERSON Alan ORANGI Aaron HARRISON Steve DALLOW Matthew											
											Total:	DNS		

NOTES

In the listing of team names, the pilot is always shown first.

LEGEND

= Equal sign indicates that two or more teams share the same rank

DNS Did not start


Int Intermediate time

No Number

Rec Record

Rk Rank


TR Track record


START LIST / LISTE DE DÉPART

CESANA PARIOL FRI 24 FEB 2006 / VEN 24 FEV 2006 START TIME / DEBUT 19:20


	Start Record		Track Record	
Time	4.68 sec		55.20 sec	
Date	23 JAN 2005		24 FEB 2006	
NOC Code/ Names	SUI	ANNEN Martin, GEES Andi, HEFTI Beat, GRAND Cedric	GER-1	LANGE Andre, HOPPE Rene, KUSKE Kevin, PUTZE Martin

Start Order	Bib No	Team	Name	Start Time	Time	Total Time Behind	Rk	Start Time	Int 1	Int 2	Int 3	Int 4	Finish Time	Total Time
1	14	SVK-1	JAGNESAK Milan RAJEK Viktor BENDA Andrej KRESTANKO Robert	5.06	56.29	56.29 +1.09	20							
2	20	CAN-2	DESPRES Serge CUNNINGHAM Nathan LARSEN Steve BISSETT David	4.79	56.10	56.10 +0.90	19							
3	21	FRA-1	MINGEON Bruno FOUQUET Christophe MANNERON Pierre-Alain VANHOUTTE Alexandre	4.89	56.09	56.09 +0.89	18							
4	13	GBR-1	JOHNSTON Lee WRIGHT Martin JOHNSTON Karl HUMPHRIES Dan	4.86	56.06	56.06 +0.86	17							
5	15	CZE-1	DANILEVIC Ivo RECHKA Radek GOMOLA Roman KOBIAN Jan	4.87	55.92	55.92 +0.72	16							
6	11	POL-1	KUPCZYK Dawid ZBLEWSKI Michal LATAKOWSKI Mariusz PLACHETA Marcin	4.84	55.89	55.89 +0.69	15							
7	16	LAT-1	MININS Janis DREISHKENS Daumants RULLIS Marcis OZOLS Janis	4.81	55.88	55.88 +0.68	14							
8	7	RUS-2	POPOV Evgeny GOLUBEV Sergei MAKARTCHUK Piotr STEPUSHKIN Dmitry	4.77	55.87	55.87 +0.67	13							
9	12	NED-1	GLAS Arend KORTBEEK Vincent JANSMA Sybren KLAASSEN Arno	4.80	55.82	55.82 +0.62	12							


START LIST / LISTE DE DÉPART

CESANA PARIOL FRI 24 FEB 2006 / VEN 24 FEV 2006 START TIME / DEBUT 19:20

Start Order	Bib No	Team	Name	Start Time	Time	Total Time Behind	Rk	Start Time	Int 1	Int 2	Int 3	Int 4	Finish Time	Total Time
10	18	ITA-2	TOSINI Fabrizio OTTOLINO Luca DE SANCTIS Antonio MORBIDELLI Giorgio	4.86	55.80	55.80 +0.60	11							
11	22	AUT-1	STAMPFER Wolfgang SEELOS Klaus LOACKER Juergen WELZ Hans Peter	4.88	55.77	55.77 +0.57	10							
12	5	SUI-2	RUEEGG Ivo GEES Andi HANDSCHIN Roman AEBLI Christian	4.78	55.65	55.65 +0.45	9							
13	3	ITA-1	BERTAZZO Simone ROMANINI Samuele TORCHIO Matteo SACCO Omar	4.78	55.63	55.63 +0.43	8							
14	10	GER-2	SPIES Rene HEYDER Christoph KUEHN Enrico METZGER Alexander	4.79	55.47	55.47 +0.27	7							
15	4	USA-2	HOLCOMB Steven TOMASEVICZ Curt SCHUFFENHAUER Bill SMITH III Lorenzo	4.77	55.46	55.46 +0.26	6							
16	1	USA-1	HAYS Todd JOVANOVIC Pavle MESLER Steve KREITZBURG Brock	4.73	55.43	55.43 +0.23	5							
17	2	CAN-1	LUEDERS Pierre KOTYK Ken ALEXANDER Morgan BROWN Lascelles	4.75	55.34	55.34 +0.14	4							
18	9	SUI-1	ANNEN Martin LAMPARTER Thomas HEFTI Beat GRAND Cedric	4.70	55.26	55.26 +0.06	3							
19	6	RUS-1	ZOUBKOV Alexandre EGOROV Filipp SELIVERSTOV Alexej VOEVODA Alexey	4.74	55.22	55.22 +0.02	2							
20	8	GER-1	LANGE Andre HOPPE Rene KUSKE Kevin PUTZE Martin	4.71	55.20	55.20 0.00	1							



START LIST / LISTE DE DÉPART

CESANA PARIOL FRI 24 FEB 2006 / VEN 24 FEV 2006 START TIME / DEBUT 19:20


Start Order	Bib No	Team	Name	Start Time	Time	Total Time Behind	Rk	Start Time	Int 1	Int 2	Int 3	Int 4	Finish Time	Total Time
21	23	LAT-2	ARHIPOVS Mihails DICMANIS Intars BOGDANOVS Maris ROZITIS Reinis	4.84	56.34	56.34 +1.14	21							
22	17	ROM-1	ISTRATE Nicolae DUMINICEL Adrian POPA Gabriel DOVALCIUC Ioan Danut	4.91	56.61	56.61 +1.41	22							
23	19	CRO-1	SOLA Ivan KRAJACIC Slaven VOJNOVIC Dejan GRABUSIC Jurica	4.91	56.67	56.67 +1.47	23							
24	25	HUN-1	GYULAI Marton KURTOSI Zsolt MARGL Tamas PINTER Bertalan	4.99	56.99	56.99 +1.79	24							
25	24	BRA-1	RASCHINI Ricardo SILVA Marcio QUIRINO Claudinei BINDILATTI Edson	5.48	1:00.31	1:00.31 +5.11	25							

NOTES

In the listing of team names, the pilot is always shown first.

LEGEND


Int Intermediate time No Number Rk Rank TR Track record


RESULTS / RÉSULTATS

CESANA PARIOL FRI 24 FEB 2006 / VEN 24 FEV 2006 START TIME / DEBUT 19:20

		Start Record	Track Record
Time		4.68 sec	55.20 sec
Date		23 JAN 2005	24 FEB 2006
NOC Code/Names	SUI	ANNEN Martin, GEES Andi, HEFTI Beat, GRAND Cedric	GER-1 LANGE Andre, HOPPE Rene, KUSKE Kevin, PUTZE Martin


Rk	Bib No	Team	Name	Start Time	Rk	Int 1 Rk	Int 2 Rk	Int 3 Rk	Int 4 Rk	Finish Time	Rk	Time Behind	Speed (km/h)	(mph)	Rec				
1	8	GER-1	LANGE Andre	4.71	2	17.26	1	26.73	1	37.74	1	47.54	1	55.20	1	0.00	132.1	82.1	TR
			HOPPE Rene	4.71	2	17.28	1	26.78	1	37.82	1	47.63	1	55.30	1	0.00	131.9	81.9	
			KUSKE Kevin																
			PUTZE Martin																
										Total:		1:50.50		0.00					
2	9	SUI-1	ANNEN Martin	4.70	1	17.28	2	26.78	2	37.78	2	47.58	3	55.26	3	+0.06	132.0	82.0	
			LAMPARTER Thomas	4.70	1	17.31	2	26.84	2	37.89	2	47.70	2	55.37	2	+0.07	131.9	81.9	
			HEFTI Beat																
			GRAND Cedric																
										Total:		1:50.63		+0.13					
3	6	RUS-1	ZOUBKOV Alexandre	4.74	4	17.32	=3	26.81	=3	37.80	3	47.57	2	55.22	2	+0.02	132.3	82.2	
			EGOROV Filipp	4.75	5	17.35	4	26.89	=4	37.96	=4	47.77	4	55.45	4	+0.15	131.8	81.9	
			SELIVERSTOV Alexej																
			VOEVODA Alexey																
										Total:		1:50.67		+0.17					
4	2	CAN-1	LUEDERS Pierre	4.75	5	17.35	5	26.84	5	37.85	=4	47.66	4	55.34	4	+0.14	131.9	81.9	
			KOTYK Ken	4.74	4	17.38	5	26.89	=4	37.92	3	47.74	3	55.43	3	+0.13	131.7	81.8	
			ALEXANDER Morgan																
			BROWN Lascelles																
										Total:		1:50.77		+0.27					
5	10	GER-2	SPIES Rene	4.79	=10	17.44	=8	26.94	6	37.97	6	47.78	6	55.47	7	+0.27	131.8	81.9	
			HEYDER Christoph	4.81	=10	17.44	=7	26.94	6	37.98	6	47.79	5	55.48	5	+0.18	131.8	81.9	
			KUEHN Enrico																
			METZGER Alexander																
										Total:		1:50.95		+0.45					
6	4	USA-2	HOLCOMB Steven	4.77	=6	17.43	=6	26.96	9	38.00	7	47.79	7	55.46	6	+0.26	132.3	82.2	
			TOMASEVICZ Curt	4.78	7	17.42	6	26.96	7	38.03	7	47.83	7	55.50	6	+0.20	131.9	81.9	
			SCHUFFENHAUER Bill																
			SMITH III Lorenzo																
										Total:		1:50.96		+0.46					
7	1	USA-1	HAYS Todd	4.73	3	17.32	=3	26.81	=3	37.85	=4	47.72	5	55.43	5	+0.23	131.3	81.6	
			JOVANOVIC Pavle	4.73	3	17.33	3	26.86	3	37.96	=4	47.82	6	55.56	7	+0.26	131.2	81.5	
			MESLER Steve																
			KREITZBURG Brock																
										Total:		1:50.99		+0.49					
8	5	SUI-2	RUEEGG Ivo	4.78	=8	17.43	=6	26.95	=7	38.05	=8	47.93	9	55.65	9	+0.45	131.1	81.4	
			GEES Andi	4.80	=8	17.44	=7	26.98	8	38.06	8	47.94	9	55.63	9	+0.33	131.3	81.6	
			HANDSCHIN Roman																
			AEBLI Christian																
										Total:		1:51.28		+0.78					
9	7	RUS-2	POPOV Evgeny	4.77	=6	17.46	10	27.03	10	38.14	10	48.10	=13	55.87	13	+0.67	130.1	80.8	
			GOLUBEV Sergei	4.77	6	17.44	=7	27.01	9	38.07	9	47.88	8	55.57	8	+0.27	132.0	82.0	
			MAKARTCHUK Piotr																
			STEPUSHKIN Dmitry																
										Total:		1:51.44		+0.94					
10	18	ITA-2	TOSINI Fabrizio	4.86	=16	17.62	16	27.16	15	38.24	13	48.09	=11	55.80	11	+0.60	131.6	81.7	
			OTTOLINO Luca	4.89	18	17.63	=15	27.16	12	38.23	11	48.04	11	55.73	11	+0.43	132.1	82.1	
			DE SANCTIS Antonio																
			MORBIDELLI Giorgio																
										Total:		1:51.53		+1.03					



RESULTS / RÉSULTATS

CESANA PARIOL FRI 24 FEB 2006 / VEN 24 FEV 2006 START TIME / DEBUT 19:20

Rk	Bib No	Team	Name	Start Time	Rk	Int 1 Rk	Int 2 Rk	Int 3 Rk	Int 4 Rk	Finish Time	Rk	Time Behind	Speed (km/h) (mph)	Rec				
11	16	LAT-1	MININS Janis	4.81	13	17.55	13	27.10	12	38.21	12	48.10 =13	55.88	14	+0.68	130.8	81.3	
			DREISHKENS Daumants	4.83	13	17.53 =10	27.06	10	38.11	10	47.96	10	55.69	10	+0.39	131.3	81.6	
			RULLIS Marcis															
			OZOLS Janis															
			Total:										1:51.57		+1.07			
12	22	AUT-1	STAMPFER Wolfgang	4.88	19	17.63	17	27.18	16	38.26	15	48.09 =11	55.77	10	+0.57	131.7	81.8	
			SEELOS Klaus	4.90	19	17.63 =15	27.19 =13	38.30	14	48.14	14	55.83 =13			+0.53	131.9	81.9	
			LOACKER Juergen															
			WELZ Hans Peter															
			Total:										1:51.60		+1.10			
13	11	POL-1	KUPCZYK Dawid	4.84 =14		17.57	14	27.13	14	38.25	14	48.14	15	55.89	15	+0.69	131.0	81.4
			ZBLEWSKI Michal	4.86	14	17.56	13	27.14	11	38.24	12	48.08	12	55.79	12	+0.49	131.6	81.7
			LATKOWSKI Mariusz															
			PLACHETA Marcin															
			Total:										1:51.68		+1.18			
14	15	CZE-1	DANILEVIC Ivo	4.87	18	17.68	20	27.26	18	38.34	17	48.19	16	55.92	16	+0.72	131.5	81.7
			RECHKA Radek	4.87 =15		17.68	18	27.22 =16		38.26	13	48.09	13	55.83 =13		+0.53	131.6	81.8
			GOMOLA Roman															
			KOBIAN Jan															
			Total:										1:51.75		+1.25			
15	3	ITA-1	BERTAZZO Simone	4.78 =8		17.44 =8		26.95 =7		38.05 =8		47.92	8	55.63	8	+0.43	131.4	81.6
			ROMANINI Samuele	4.80 =8		17.53 =10		27.20	15	38.41	17	48.35 =18		56.13 =18		+0.83	130.4	81.0
			TORCHIO Matteo															
			SACCO Omar															
			Total:										1:51.76		+1.26			
16	12	NED-1	GLAS Arend	4.80	12	17.49	11	27.05	11	38.18	11	48.07	10	55.82	12	+0.62	131.2	81.5
			KORTBEEK Vincent	4.81 =10		17.61	14	27.22 =16		38.40	16	48.33	15	56.08 =16		+0.78	130.6	81.1
			JANSMA Sybren															
			KLAASSEN Arno															
			Total:										1:51.90		+1.40			
17	13	GBR-1	JOHNSTON Lee	4.86 =16		17.61	15	27.21	17	38.37	18	48.30 =17		56.06	17	+0.86	130.4	81.0
			WRIGHT Martin	4.87 =15		17.67	17	27.29	18	38.42	18	48.34 =16		56.07	15	+0.77	130.5	81.1
			JOHNSTON Karl															
			HUMPHRIES Dan															
			Total:										1:52.13		+1.63			
18	21	FRA-1	MINGEON Bruno	4.89	20	17.67 =18		27.29	19	38.46	19	48.36	19	56.09	18	+0.89	130.9	81.3
			FOUQUET Christophe	4.92	20	17.73	19	27.32	19	38.47	19	48.35 =18		56.08 =16		+0.78	131.2	81.5
			MENNERON Pierre-Alain															
			VANHOUTTE Alexandre															
			Total:										1:52.17		+1.67			
19	20	CAN-2	DESPRES Serge	4.79 =10		17.51	12	27.12	13	38.32	16	48.30 =17		56.10	19	+0.90	129.8	80.6
			CUNNINGHAM Nathan	4.81 =10		17.55	12	27.19 =13		38.38	15	48.34 =16		56.15	20	+0.85	130.3	80.9
			LARSEN Steve															
			BISSETT David															
			Total:										1:52.25		+1.75			
20	14	SVK-1	JAGNESAK Milan	5.06	24	17.95	24	27.52	23	38.64	21	48.52 =20		56.29	20	+1.09	131.0	81.4
			RAJEK Viktor	5.07	24	17.95	24	27.51	23	38.57	20	48.41	20	56.13 =18		+0.83	131.6	81.8
			BENDA Andrej															
			KRESTANKO Robert															
			Total:										1:52.42		+1.92			
21	23	LAT-2	ARHIPOVS Mihails	4.84 =14		17.67 =18		27.32	20	38.55	20	48.52 =20		56.34	21	+1.14	130.2	80.9
			DICMANIS Intars	4.88	17	17.75	20	27.44	21	38.69	21	48.69 =21		56.54	21	+1.24	129.6	80.5
			BOGDANOVIS Maris															
			ROZITIS Reinis															
			Total:										1:52.88		+2.38			


RESULTS / RÉSULTATS

CESANA PARIOL FRI 24 FEB 2006 / VEN 24 FEV 2006 START TIME / DEBUT 19:20

Rk	Bib No	Team	Name	Start Time	Rk	Int 1	Rk	Int 2	Rk	Int 3	Rk	Int 4	Rk	Finish Time	Rk	Time Behind	Speed (km/h) (mph)	Rec
22	19	CRO-1	SOLA Ivan	4.91	=21	17.79	22	27.47	22	38.71	23	48.77	23	56.67	23	+1.47	128.9	80.1
			KRAJACIC Slaven	4.93	21	17.78	21	27.43	20	38.70	22	48.69	=21	56.57	22	+1.27	129.8	80.6
			VOJNOVIC Dejan															
			GRABUSIC Jurica											Total: 1:53.24		+2.74		
23	17	ROM-1	ISTRATE Nicolae	4.91	=21	17.78	21	27.43	21	38.69	22	48.73	22	56.61	22	+1.41	129.5	80.5
			DUMINICEL Adrian	4.95	22	17.81	22	27.47	22	38.78	23	48.81	=23	56.70	23	+1.40	129.4	80.4
			POPA Gabriel															
			DOVALCIUC Ioan Danut											Total: 1:53.31		+2.81		
24	25	HUN-1	GYULAI Marton	4.99	23	17.88	23	27.55	24	38.91	24	49.02	24	56.99	24	+1.79	128.6	79.9
			KURTOSI Zsolt	5.02	23	17.89	23	27.54	24	38.82	24	48.81	=23	56.73	24	+1.43	130.0	80.7
			MARGL Tamas															
			PINTER Bertalan											Total: 1:53.72		+3.22		
25	24	BRA-1	RASCHINI Ricardo	5.48	25	18.69	25	28.50	25	39.98	25	50.41	25	1:00.31	25	+5.11	120.2	74.7
			SILVA Marcio	5.63	25	18.97	25	28.80	25	40.34	25	50.54	25	58.51	25	+3.21	127.6	79.2
			QUIRINO Claudinei															
			BINDILATTI Edson											Total: 1:58.82		+8.32		
26	NZL-1		HENDERSON Alan													DNS		
			ORANGI Aaron															
			HARRISON Steve															
			DALLOW Matthew											Total: DNS				

NOTES

In the listing of team names, the pilot is always shown first.

LEGEND

= Equal sign indicates that two or more teams share the same rank

DNS Did not start


Int Intermediate time

No Number

Rec Record

Rk Rank


TR Track record


PERFORMANCE ANALYSIS / ANALYSE DES PERFORMANCES

CESANA PARIOL FRI 24 FEB 2006 / VEN 24 FEV 2006 START TIME / DEBUT 19:20

	Start Record				Track Record			
Time	4.68 sec				55.20 sec			
Date	23 JAN 2005				24 FEB 2006			
NOC Code/ Names	SUI	ANNEN Martin, GEES Andi, HEFTI Beat, GRAND Cedric			GER-1	LANGE Andre, HOPPE Rene, KUSKE Kevin, PUTZE Martin		

Rk	Bib No	Team	Name	Start Time	Rk	S-1 Rk	1-2 Rk	2-3 Rk	3-4 Rk	4-F Rk	Finish Time	Rk	Time Behind	Speed (km/h)	(mph)					
1	8	GER-1	LANGE Andre	4.71	2	12.55	1	9.47	1	11.01	=3	9.80	=3	7.66	2	55.20	1	0.00	132.1	82.1
			HOPPE Rene	4.71	2	12.57	1	9.50	=1	11.04	=2	9.81	=2	7.67	=1	55.30	1	0.00	131.9	81.9
			KUSKE Kevin													Total:		1:50.50		0.00
			PUTZE Martin																	
2	9	SUI-1	ANNEN Martin	4.70	1	12.58	=2	9.50	=5	11.00	2	9.80	=3	7.68	=4	55.26	3	+0.06	132.0	82.0
			LAMPARTER Thomas	4.70	1	12.61	4	9.53	=4	11.05	=5	9.81	=2	7.67	=1	55.37	2	+0.07	131.9	81.9
			HEFTI Beat													Total:		1:50.63		+0.13
			GRAND Cedric																	
3	6	RUS-1	ZOUBKOV Alexandre	4.74	4	12.58	=2	9.49	=2	10.99	1	9.77	1	7.65	1	55.22	2	+0.02	132.3	82.2
			EGOROV Filipp	4.75	5	12.60	=2	9.54	=8	11.07	=9	9.81	=2	7.68	4	55.45	4	+0.15	131.8	81.9
			SELIVERSTOV Alexej													Total:		1:50.67		+0.17
			VOEVODA Alexey																	
4	2	CAN-1	LUEDERS Pierre	4.75	5	12.60	5	9.49	=2	11.01	=3	9.81	=5	7.68	=4	55.34	4	+0.14	131.9	81.9
			KOTYK Ken	4.74	4	12.64	=6	9.51	3	11.03	1	9.82	8	7.69	=5	55.43	3	+0.13	131.7	81.8
			ALEXANDER Morgan													Total:		1:50.77		+0.27
			BROWN Lascelles																	
5	10	GER-2	SPIES Rene	4.79	=10	12.65	=6	9.50	=5	11.03	5	9.81	=5	7.69	7	55.47	7	+0.27	131.8	81.9
			HEYDER Christoph	4.81	=10	12.63	5	9.50	=1	11.04	=2	9.81	=2	7.69	=5	55.48	5	+0.18	131.8	81.9
			KUEHN Enrico													Total:		1:50.95		+0.45
			METZGER Alexander																	
6	4	USA-2	HOLCOMB Steven	4.77	=6	12.66	=8	9.53	9	11.04	=6	9.79	2	7.67	3	55.46	6	+0.26	132.3	82.2
			TOMASEVICZ Curt	4.78	7	12.64	=6	9.54	=8	11.07	=9	9.80	1	7.67	=1	55.50	6	+0.20	131.9	81.9
			SCHUFFENHAUER Bill													Total:		1:50.96		+0.46
			SMITH III Lorenzo																	
7	1	USA-1	HAYS Todd	4.73	3	12.59	4	9.49	=2	11.04	=6	9.87	=10	7.71	=8	55.43	5	+0.23	131.3	81.6
			JOVANOVIC Pavle	4.73	3	12.60	=2	9.53	=4	11.10	=13	9.86	14	7.74	=16	55.56	7	+0.26	131.2	81.5
			MESLER Steve													Total:		1:50.99		+0.49
			KREITZBURG Brock																	
8	5	SUI-2	RUEEGG Ivo	4.78	=8	12.65	=6	9.52	8	11.10	=11	9.88	=12	7.72	11	55.65	9	+0.45	131.1	81.4
			GEES Andi	4.80	=8	12.64	=6	9.54	=8	11.08	12	9.88	=15	7.69	=5	55.63	9	+0.33	131.3	81.6
			HANDSCHIN Roman													Total:		1:51.28		+0.78
			AEBLI Christian																	
9	7	RUS-2	POPOV Evgeny	4.77	=6	12.69	=10	9.57	=15	11.11	=13	9.96	19	7.77	=17	55.87	13	+0.67	130.1	80.8
			GOLUBEV Sergei	4.77	6	12.67	9	9.57	14	11.06	=7	9.81	=2	7.69	=5	55.57	8	+0.27	132.0	82.0
			MAKARTCHUK Piotr													Total:		1:51.44		+0.94
			STEPUSHKIN Dmitry																	
10	18	ITA-2	TOSINI Fabrizio	4.86	=16	12.76	17	9.54	10	11.08	=8	9.85	=8	7.71	=8	55.80	11	+0.60	131.6	81.7
			OTTOLINO Luca	4.89	18	12.74	=14	9.53	=4	11.07	=9	9.81	=2	7.69	=5	55.73	11	+0.43	132.1	82.1
			DE SANCTIS Antonio													Total:		1:51.53		+1.03
			MORBIDELLI Giorgio																	


PERFORMANCE ANALYSIS / ANALYSE DES PERFORMANCES

CESANA PARIOL FRI 24 FEB 2006 / VEN 24 FEV 2006 START TIME / DEBUT 19:20


Rk	Bib No	Team	Name	Start Time	Rk	S-1 Rk	1-2 Rk	2-3 Rk	3-4 Rk	4-F Rk	Finish Time	Rk	Time Behind	Speed (km/h)	Speed (mph)			
11	16	LAT-1	MININS Janis	4.81	13	12.74	14	9.55 =11	11.11 =13	9.89 =14	7.78	19	55.88	14	+0.68	130.8	81.3	
			DREISHKENS Daumants	4.83	13	12.70 =10		9.53 =4	11.05 =5	9.85	13	7.73 =13	55.69	10	+0.39	131.3	81.6	
			RULLIS Marcis										Total:	1:51.57	+1.07			
			OZOLS Janis															
12	22	AUT-1	STAMPFER Wolfgang	4.88	19	12.75 =15		9.55 =11	11.08 =8	9.83	7	7.68 =4	55.77	10	+0.57	131.7	81.8	
			SEELOS Klaus	4.90	19	12.73 =12		9.56 =12	11.11	15	9.84 =10	7.69 =5	55.83 =13		+0.53	131.9	81.9	
			LOACKER Juergen										Total:	1:51.60	+1.10			
			WELZ Hans Peter															
13	11	POL-1	KUPCZYK Dawid	4.84 =14		12.73	13	9.56 =13	11.12 =15	9.89 =14	7.75 =14		55.89	15	+0.69	131.0	81.4	
			ZBLEWSKI Michal	4.86	14	12.70 =10		9.58	15	11.10 =13	9.84 =10	7.71	11	55.79	12	+0.49	131.6	81.7
			LATKOWSKI Mariusz										Total:	1:51.68	+1.18			
			PLACHETA Marcin															
14	15	CZE-1	DANILEVIC Ivo	4.87	18	12.81	19	9.58	17	11.08 =8	9.85 =8	7.73 =12	55.92	16	+0.72	131.5	81.7	
			RECHKA Radek	4.87 =15		12.81 =18		9.54 =8	11.04 =2	9.83	9	7.74 =16	55.83 =13		+0.53	131.6	81.8	
			GOMOLA Roman										Total:	1:51.75	+1.25			
			KOBIAN Jan															
15	3	ITA-1	BERTAZZO Simone	4.78 =8		12.66 =8		9.51	7	11.10 =11	9.87 =10	7.71 =8	55.63	8	+0.43	131.4	81.6	
			ROMANINI Samuele	4.80 =8		12.73 =12		9.67	23	11.21	20	9.94	19	7.78	19	+0.83	130.4	81.0
			TORCHIO Matteo										Total:	1:51.76	+1.26			
			SACCO Omar															
16	12	NED-1	GLAS Arend	4.80	12	12.69 =10		9.56 =13	11.13	17	9.89 =14	7.75 =14	55.82	12	+0.62	131.2	81.5	
			KORTBEEK Vincent	4.81 =10		12.80 =16		9.61	17	11.18	18	9.93	18	7.75	18	+0.78	130.6	81.1
			JANSMA Sybren										Total:	1:51.90	+1.40			
			KLAASSEN Arno															
17	13	GBR-1	JOHNSTON Lee	4.86 =16		12.75 =15		9.60	18	11.16	18	9.93	18	7.76	16	+0.86	130.4	81.0
			WRIGHT Martin	4.87 =15		12.80 =16		9.62	18	11.13	16	9.92	17	7.73 =13		+0.77	130.5	81.1
			JOHNSTON Karl										Total:	1:52.13	+1.63			
			HUMPHRIES Dan															
18	21	FRA-1	MINGEON Bruno	4.89	20	12.78	18	9.62	20	11.17	19	9.90	17	7.73 =12		+0.89	130.9	81.3
			FOUQUET Christophe	4.92	20	12.81 =18		9.59	16	11.15	17	9.88 =15	7.73 =13	56.08 =16		+0.78	131.2	81.5
			MENNERON Pierre-Alain										Total:	1:52.17	+1.67			
			VANHOUTTE Alexandre															
19	20	CAN-2	DESPRES Serge	4.79 =10		12.72	12	9.61	19	11.20	20	9.98	21	7.80	20	+0.90	129.8	80.6
			CUNNINGHAM Nathan	4.81 =10		12.74 =14		9.64	19	11.19	19	9.96	20	7.81	20	+0.85	130.3	80.9
			LARSEN Steve										Total:	1:52.25	+1.75			
			BISSETT David															
20	14	SVK-1	JAGNESAK Milan	5.06	24	12.89 =23		9.57 =15	11.12 =15	9.88 =12	7.77 =17		56.29	20	+1.09	131.0	81.4	
			RAJEK Viktor	5.07	24	12.88	24	9.56 =12	11.06 =7	9.84 =10	7.72	12	56.13 =18		+0.83	131.6	81.8	
			BENDA Andrej										Total:	1:52.42	+1.92			
			KRESTANKO Robert															
21	23	LAT-2	ARHIPOVS Mihails	4.84 =14		12.83	20	9.65 =21	11.23	21	9.97	20	7.82	21	+1.14	130.2	80.9	
			DICMANIS Intars	4.88	17	12.87 =22		9.69	24	11.25	21	10.00	23	7.85	21	+1.24	129.6	80.5
			BOGDANOVIS Maris										Total:	1:52.88	+2.38			
			ROZITIS Reinis															



BOS SLEIGH
BOBSLEIGH

FOUR-MAN
QUATRE-HOMMES

AFTER HEAT 2
APRES 2E MANCHE



PERFORMANCE ANALYSIS / ANALYSE DES PERFORMANCES

CESANA PARIOL FRI 24 FEB 2006 / VEN 24 FEV 2006 START TIME / DEBUT 19:20

Rk	Bib No	Team	Name	Start Time	Rk	S-1 Rk	1-2 Rk	2-3 Rk	3-4 Rk	4-F Rk	Finish Time	Rk	Time Behind	Speed (km/h)	(mph)					
22	19	CRO-1	SOLA Ivan	4.91	=21	12.88	22	9.68	24	11.24	22	10.06	23	7.90	23	56.67	23	+1.47	128.9	80.1
			KRAJACIC Slaven	4.93	21	12.85	20	9.65	=20	11.27	22	9.99	=21	7.88	22	56.57	22	+1.27	129.8	80.6
			VOJNOVIC Dejan																	
			GRABUSIC Jurica																	
											Total:					1:53.24			+2.74	
23	17	ROM-1	ISTRATE Nicolae	4.91	=21	12.87	21	9.65	=21	11.26	23	10.04	22	7.88	22	56.61	22	+1.41	129.5	80.5
			DUMINICEL Adrian	4.95	22	12.86	21	9.66	22	11.31	24	10.03	24	7.89	23	56.70	23	+1.40	129.4	80.4
			POPA Gabriel																	
			DOVALCIUC Ioan Danut																	
											Total:					1:53.31			+2.81	
24	25	HUN-1	GYULAI Marton	4.99	23	12.89	=23	9.67	23	11.36	24	10.11	24	7.97	24	56.99	24	+1.79	128.6	79.9
			KURTOSI Zsolt	5.02	23	12.87	=22	9.65	=20	11.28	23	9.99	=21	7.92	24	56.73	24	+1.43	130.0	80.7
			MARGL Tamas																	
			PINTER Bertalan																	
											Total:					1:53.72			+3.22	
25	24	BRA-1	RASCHINI Ricardo	5.48	25	13.21	25	9.81	25	11.48	25	10.43	25	9.90	25	1:00.31	25	+5.11	120.2	74.7
			SILVA Marcio	5.63	25	13.34	25	9.83	25	11.54	25	10.20	25	7.97	25	58.51	25	+3.21	127.6	79.2
			QUIRINO Claudinei																	
			BINDILATTI Edson																	
											Total:					1:58.82			+8.32	
26	NZL-1		HENDERSON Alan																	
			ORANGI Aaron																	
			HARRISON Steve																	
			DALLOW Matthew																	
											Total:					DNS			DNS	


NOTES

In the listing of team names, the pilot is always shown first.

LEGEND

=	Equal sign indicates that two or more teams share the same rank				
1-2	Segment: 1st to 2nd intermediate point	2-3	Segment: 2nd to 3rd intermediate point	3-4	Segment: 3rd to 4th intermediate point
DNS	Did not start	No	Number	Rk	Rank
4-F	Segment: 4th intermediate point to finish	S-1	Segment: Start to 1st intermediate point		
TR	Track record				





COMPETITION DATA / DONNÉES DE COMPÉTITION

CESANA PARIOL FRI 24 FEB 2006 / VEN 24 FEV 2006

Participating Teams									
AUT (1)	BRA (1)	CAN (2)	CRO (1)	CZE (1)	FRA (1)	GBR (1)	GER (2)	HUN (1)	ITA (2)
LAT (2)	NED (1)	NZL (1)	POL (1)	ROM (1)	RUS (2)	SUI (2)	SVK (1)	USA (2)	

Records Prior to the Games										
	Start Record					Track Record				
Time	4.68					55.54				
Date	23 JAN 2005					23 JAN 2005				
NOC Code/ Names	SUI	ANNEN Martin, GEES Andi, HEFTI Beat, GRAND Cedric				SUI	ANNEN Martin, GEES Andi, HEFTI Beat, GRAND Cedric			

New Track Records							
Team	Crew				Start Record	Track Record	Heat Number
USA-1	HAYS Todd, JOVANOVIC Pavle, MESLER Steve, KREITZBURG Brock					55.43	1
CAN-1	LUEDELS Pierre, KOTYK Ken, ALEXANDER Morgan, BROWN Lascelles					55.34	1
RUS-1	ZOUBKOV Alexandre, EGOROV Filipp, SELIVERSTOV Alexej, VOEVODA Alexey					55.22	1
GER-1	LANGE Andre, HOPPE Rene, KUSKE Kevin, PUTZE Martin					55.20	1

Weather Conditions										
	17:30	17:45	18:00	18:15	19:00	19:15	19:30	19:45	20:00	20:15
Overall Weather Conditions	I-s	I-s	I-s	I-s	Snow	Snow	Snow	Blizzard	Snow	Snow
Air Temperature (°C/F)	-3.9/24	-4/24	-4.1/24	-4.1/24	-4.1/24	-4.2/24	-4.1/24	-4.2/24	-4.1/24	-4.3/24
Ice Temperature (°C/F)	-3.2/26	-3.2/26	-4.3/24	-4.3/24	-4.2/24	-4.6/23	-4.9/23	-4.8/23	-4.7/23	-4.7/23
Humidity	98	99	99	99	99	99	98	98	97	97
Wind Direction	N	N	N	N	N	N	N	N	N	N
Wind Speed (m/s)	2.8	2.0	2.2	2.4	2.0	2.5	1.9	2.1	1.8	3.6
Precipitation Accumulation (cm/in per hour)	0.5/0.2	1/0.4	1/0.4	1/0.4	1/0.4	2/0.8	2/0.8	2/0.8	1.5/0.6	2/0.8

Jury Decisions									
Explanation	Heat:	Bib:	Team	Heat:	Bib:	Team	Heat:	Bib:	Team
		None							


List of Officials			
FIBT President	STOREY Robert	FIBT Secretary General	GARDELLA Ermanno
Technical Delegate	DAL FABBRO Corrado	Technical Delegate	TRACHSEL Hans Joerg
President of the Jury	SCHULTE Manfred	Member of the Jury	MATTLI Jos
Member of the Jury	CARLINO Anthony	Jury Assistant	FRANK Johann Michael
Jury Assistant	MORIN Benoit P	Race Director	WERTH Georg
Technical Official	CUNEO Robert Charles	Technical Official	NITSCH Michael
Technical Official	FERRIS Monty	Technical Official	BUSSE James Robert
Technical Official	GIGACHER Hermann	Physician	McDONAGH David

NOTES

In the listing of team names, the pilot is always shown first.

LEGEND

I-s Light snow N North




START LIST / LISTE DE DÉPART

REVISED

CESANA PARIOL SAT 25 FEB 2006 / SAM 25 FEV 2006 START TIME / DEBUT 17:30


	Start Record		Track Record	
Time	4.68 sec		55.20 sec	
Date	23 JAN 2005		24 FEB 2006	
NOC Code/ Names	SUI	ANNEN Martin, GEES Andi, HEFTI Beat, GRAND Cedric	GER-1	LANGE Andre, HOPPE Rene, KUSKE Kevin, PUTZE Martin

Start Order	Bib No	Team	Name	Start Time	Time	Total Time Behind	Rk	Start Time	Int 1	Int 2	Int 3	Int 4	Finish Time	Total Time
1	10	GER-2	SPIES Rene	4.79	55.47	1:50.95	5							
			HEYDER Christoph	4.81	55.48	+0.45								
			KUEHN Enrico											
			METZGER Alexander											
2	9	SUI-1	ANNEN Martin	4.70	55.26	1:50.63	2							
			LAMPARTER Thomas	4.70	55.37	+0.13								
			HEFTI Beat											
			GRAND Cedric											
3	8	GER-1	LANGE Andre	4.71	55.20	1:50.50	1							
			HOPPE Rene	4.71	55.30	0.00								
			KUSKE Kevin											
			PUTZE Martin											
4	7	RUS-2	POPOV Evgeny	4.77	55.87	1:51.44	9							
			GOLUBEV Sergei	4.77	55.57	+0.94								
			MAKARTCHUK Piotr											
			STEPUSHKIN Dmitry											
5	6	RUS-1	ZOUBKOV Alexandre	4.74	55.22	1:50.67	3							
			EGOROV Filipp	4.75	55.45	+0.17								
			SELIVERSTOV Alexej											
			VOEVODA Alexey											
6	5	SUI-2	RUEEGG Ivo	4.78	55.65	1:51.28	8							
			GEES Andi	4.80	55.63	+0.78								
			HANDSCHIN Roman											
			AEBLI Christian											
7	4	USA-2	HOLCOMB Steven	4.77	55.46	1:50.96	6							
			TOMASEVICZ Curt	4.78	55.50	+0.46								
			SCHUFFENHAUER Bill											
			SMITH III Lorenzo											
8	3	ITA-1	BERTAZZO Simone	4.78	55.63	1:51.76	15							
			ROMANINI Samuele	4.80	56.13	+1.26								
			TORCHIO Matteo											
			SACCO Omar											
9	2	CAN-1	LUEDERS Pierre	4.75	55.34	1:50.77	4							
			KOTYK Ken	4.74	55.43	+0.27								
			ALEXANDER Morgan											
			BROWN Lascelles											


START LIST / LISTE DE DÉPART
REVISED

CESANA PARIOL SAT 25 FEB 2006 / SAM 25 FEV 2006 START TIME / DEBUT 17:30

Start Order	Bib No	Team	Name	Start Time	Time	Total Time Behind	Rk	Start Time	Int 1	Int 2	Int 3	Int 4	Finish Time	Total Time
10	1	USA-1	HAYS Todd	4.73	55.43	1:50.99	7							
			JOVANOVIC Pavle	4.73	55.56	+0.49								
			MESLER Steve											
			KREITZBURG Brock											
11	23	LAT-2	ARHIPOVS Mihails	4.84	56.34	1:52.88	21							
			DICMANIS Intars	4.88	56.54	+2.38								
			BOGDANOVS Maris											
			ROZITIS Reinis											
12	22	AUT-1	STAMPFER Wolfgang	4.88	55.77	1:51.60	12							
			SEELOS Klaus	4.90	55.83	+1.10								
			LOACKER Juergen											
			WELZ Hans Peter											
13	21	FRA-1	MINGEON Bruno	4.89	56.09	1:52.17	18							
			FOUQUET Christophe	4.92	56.08	+1.67								
			MENNERON Pierre-Alain											
			VANHOUTTE Alexandre											
14	20	CAN-2	DESPRES Serge	4.79	56.10	1:52.25	19							
			CUNNINGHAM Nathan	4.81	56.15	+1.75								
			LARSEN Steve											
			BISSETT David											
15	19	CRO-1	SOLA Ivan	4.91	56.67	1:53.24	22							
			KRAJACIC Slaven	4.93	56.57	+2.74								
			OSMANOVIC Alek											
			GRABUSIC Jurica											
16	18	ITA-2	TOSINI Fabrizio	4.86	55.80	1:51.53	10							
			OTTOLINO Luca	4.89	55.73	+1.03								
			DE SANCTIS Antonio											
			MORBIDELLI Giorgio											
17	17	ROM-1	ISTRATE Nicolae	4.91	56.61	1:53.31	23							
			DUMINICEL Adrian	4.95	56.70	+2.81								
			POPA Gabriel											
			DOVALCIUC Ioan Danut											
18	16	LAT-1	MININS Janis	4.81	55.88	1:51.57	11							
			DREISHKENS Daumants	4.83	55.69	+1.07								
			RULLIS Marcis											
			OZOLS Janis											
19	15	CZE-1	DANILEVIC Ivo	4.87	55.92	1:51.75	14							
			RECHKA Radek	4.87	55.83	+1.25								
			GOMOLA Roman											
			KOBIAN Jan											
20	14	SVK-1	JAGNESAK Milan	5.06	56.29	1:52.42	20							
			RAJEK Viktor	5.07	56.13	+1.92								
			BENDA Andrej											
			KRESTANKO Robert											


START LIST / LISTE DE DÉPART
REVISED

CESANA PARIOL SAT 25 FEB 2006 / SAM 25 FEV 2006 START TIME / DEBUT 17:30

Start Order	Bib No	Team	Name	Start Time	Time	Total Time Behind	Rk	Start Time	Int 1	Int 2	Int 3	Int 4	Finish Time	Total Time
21	13	GBR-1	JOHNSTON Lee	4.86	56.06	1:52.13	17							
			WRIGHT Martin	4.87	56.07	+1.63								
			JOHNSTON Karl											
			HUMPHRIES Dan											
22	12	NED-1	GLAS Arend	4.80	55.82	1:51.90	16							
			KORTBEEK Vincent	4.81	56.08	+1.40								
			JANSMA Sybren											
			KLAASSEN Arno											
23	11	POL-1	KUPCZYK Dawid	4.84	55.89	1:51.68	13							
			ZBLEWSKI Michal	4.86	55.79	+1.18								
			LATKOWSKI Mariusz											
			PLACHETA Marcin											
24	25	HUN-1	GYULAI Marton	4.99	56.99	1:53.72	24							
			KURTOSI Zsolt	5.02	56.73	+3.22								
			MARGL Tamas											
			PINTER Bertalan											
25	24	BRA-1	RASCHINI Ricardo	5.48	1:00.31	1:58.82	25							
			SILVA Marcio	5.63	58.51	+8.32								
			QUIRINO Claudinei											
			BINDILATTI Edson											

NOTES


In the listing of team names, the pilot is always shown first.

LEGEND

= Equal sign indicates that two or more teams share the same rank

Int Intermediate time No Number Rk Rank TR Track record

CRO-1: VOJNOVIC replaced by OSMANOVIC due to injury




RESULTS / RÉSULTATS

CESANA PARIOL SAT 25 FEB 2006 / SAM 25 FEV 2006 START TIME / DEBUT 17:30

		Start Record	Track Record
Time		4.68 sec	54.80 sec
Date		23 JAN 2005	25 FEB 2006
NOC Code/ Names	SUI	ANNEN Martin, GEES Andi, HEFTI Beat, GRAND Cedric	GER-1 LANGE Andre, HOPPE Rene, KUSKE Kevin, PUTZE Martin


Rk	Bib No	Team	Name	Start Time	Rk	Int 1 Rk	Int 2 Rk	Int 3 Rk	Int 4 Rk	Finish Time	Rk	Time Behind	Speed (km/h) (mph)	Rec				
1	8	GER-1	LANGE Andre	4.71	2	17.26	1	26.73	1	37.74	1	47.54	1	55.20	1	0.00	132.1	82.1
			HOPPE Rene	4.71	2	17.28	1	26.78	1	37.82	1	47.63	1	55.30	1	0.00	131.9	81.9
			KUSKE Kevin	4.71	2	17.19	1	26.59	1	37.48	1	47.20	1	54.80	1	0.00	133.1	82.7 TR
			PUTZE Martin															
										Total: 2:45.30		0.00						
2	6	RUS-1	ZOUBKOV Alexandre	4.74	4	17.32	=3	26.81	=3	37.80	3	47.57	2	55.22	2	+0.02	132.3	82.2
			EGOROV Filipp	4.75	5	17.35	4	26.89	=4	37.96	=4	47.77	4	55.45	4	+0.15	131.8	81.9
			SELIVERSTOV Alexej	4.75	4	17.30	3	26.72	3	37.61	2	47.32	2	54.87	2	+0.07	133.2	82.7
			VOEVODA Alexey															
										Total: 2:45.54		+0.24						
3	9	SUI-1	ANNEN Martin	4.70	1	17.28	2	26.78	2	37.78	2	47.58	3	55.26	3	+0.06	132.0	82.0
			LAMPARTER Thomas	4.70	1	17.31	2	26.84	2	37.89	2	47.70	2	55.37	2	+0.07	131.9	81.9
			HEFTI Beat	4.69	1	17.22	2	26.70	2	37.64	3	47.39	5	55.00	5	+0.20	132.5	82.3
			GRAND Cedric															
										Total: 2:45.63		+0.33						
4	2	CAN-1	LUEDERS Pierre	4.75	5	17.35	5	26.84	5	37.85	=4	47.66	4	55.34	4	+0.14	131.9	81.9
			KOTYK Ken	4.74	4	17.38	5	26.89	=4	37.92	3	47.74	3	55.43	3	+0.13	131.7	81.8
			ALEXANDER Morgan	4.77	6	17.35	5	26.77	5	37.67	4	47.35	=3	54.95	4	+0.15	133.3	82.8
			BROWN Lascelles															
										Total: 2:45.72		+0.42						
5	10	GER-2	SPIES Rene	4.79	=10	17.44	=8	26.94	6	37.97	6	47.78	6	55.47	7	+0.27	131.8	81.9
			HEYDER Christoph	4.81	=10	17.44	=7	26.94	6	37.98	6	47.79	5	55.48	5	+0.18	131.8	81.9
			KUEHN Enrico	4.81	=10	17.40	7	26.81	6	37.70	6	47.35	=3	54.91	3	+0.11	133.7	83.1
			METZGER Alexander															
										Total: 2:45.86		+0.56						
6	1	USA-1	HAYS Todd	4.73	3	17.32	=3	26.81	=3	37.85	=4	47.72	5	55.43	5	+0.23	131.3	81.6
			JOVANOVIC Pavle	4.73	3	17.33	3	26.86	3	37.96	=4	47.82	6	55.56	7	+0.26	131.2	81.5
			MESLER Steve	4.74	3	17.32	4	26.76	4	37.68	5	47.42	6	55.04	6	+0.24	132.6	82.4
			KREITZBURG Brock															
										Total: 2:46.03		+0.73						
7	4	USA-2	HOLCOMB Steven	4.77	=6	17.43	=6	26.96	9	38.00	7	47.79	7	55.46	6	+0.26	132.3	82.2
			TOMASEVICZ Curt	4.78	7	17.42	6	26.96	7	38.03	7	47.83	7	55.50	6	+0.20	131.9	81.9
			SCHUFFENHAUER Bill	4.80	=7	17.41	8	26.91	9	37.85	9	47.54	7	55.14	7	+0.34	133.4	82.9
			SMITH III Lorenzo															
										Total: 2:46.10		+0.80						
8	5	SUI-2	RUEEGG Ivo	4.78	=8	17.43	=6	26.95	=7	38.05	=8	47.93	9	55.65	9	+0.45	131.1	81.4
			GEES Andi	4.80	=8	17.44	=7	26.98	8	38.06	8	47.94	9	55.63	9	+0.33	131.3	81.6
			HANDSCHIN Roman	4.81	=10	17.45	=10	26.90	8	37.84	8	47.59	9	55.22	9	+0.42	132.6	82.4
			AEBLI Christian															
										Total: 2:46.50		+1.20						
9	7	RUS-2	POPOV Evgeny	4.77	=6	17.46	10	27.03	10	38.14	10	48.10	=13	55.87	13	+0.67	130.1	80.8
			GOLUBEV Sergei	4.77	6	17.44	=7	27.01	9	38.07	9	47.88	8	55.57	8	+0.27	132.0	82.0
			MAKARTCHUK Piotr	4.76	5	17.39	6	26.86	7	37.82	7	47.55	8	55.16	8	+0.36	132.9	82.6
			STEPUSHKIN Dmitry															
										Total: 2:46.60		+1.30						
10	16	LAT-1	MININS Janis	4.81	13	17.55	13	27.10	12	38.21	12	48.10	=13	55.88	14	+0.68	130.8	81.3
			DREISHKENS Daumants	4.83	13	17.53	=10	27.06	10	38.11	10	47.96	10	55.69	10	+0.39	131.3	81.6
			RULLIS Marcis	4.80	=7	17.45	=10	26.94	10	37.95	10	47.79	=10	55.51	11	+0.71	131.4	81.6
			OZOLS Janis															
										Total: 2:47.08		+1.78						



RESULTS / RÉSULTATS

CESANA PARIOL SAT 25 FEB 2006 / SAM 25 FEV 2006 START TIME / DEBUT 17:30

Rk	Bib No	Team	Name	Start Time	Rk	Int 1	Rk	Int 2	Rk	Int 3	Rk	Int 4	Rk	Finish Time	Rk	Time Behind	Speed (km/h) (mph)	Rec
11	18	ITA-2	TOSINI Fabrizio	4.86	=16	17.62	16	27.16	15	38.24	13	48.09	=11	55.80	11	+0.60	131.6	81.7
			OTTOLINO Luca	4.89	18	17.63	=15	27.16	12	38.23	11	48.04	11	55.73	11	+0.43	132.1	82.1
			DE SANCTIS Antonio	4.87	17	17.57	16	27.08	14	38.10	13	47.89	12	55.57	12	+0.77	132.3	82.2
			MORBIDELLI Giorgio															
			Total:											2:47.10		+1.80		
12	3	ITA-1	BERTAZZO Simone	4.78	=8	17.44	=8	26.95	=7	38.05	=8	47.92	8	55.63	8	+0.43	131.4	81.6
			ROMANINI Samuele	4.80	=8	17.53	=10	27.20	15	38.41	17	48.35	=18	56.13	=18	+0.83	130.4	81.0
			TORCHIO Matteo	4.82	12	17.48	12	26.97	11	37.99	11	47.79	=10	55.46	10	+0.66		
			SACCO Omar															
			Total:											2:47.22		+1.92		
13	22	AUT-1	STAMPFER Wolfgang	4.88	19	17.63	17	27.18	16	38.26	15	48.09	=11	55.77	10	+0.57	131.7	81.8
			SEELOS Klaus	4.90	19	17.63	=15	27.19	=13	38.30	14	48.14	14	55.83	=13	+0.53	131.9	81.9
			LOACKER Juergen	4.91	19	17.66	20	27.18	20	38.25	18	48.05	=15	55.73	15	+0.93	131.9	81.9
			WELZ Hans Peter															
			Total:											2:47.33		+2.03		
14	15	CZE-1	DANILEVIC Ivo	4.87	18	17.68	20	27.26	18	38.34	17	48.19	16	55.92	16	+0.72	131.5	81.7
			RECHKA Radek	4.87	=15	17.68	18	27.22	=16	38.26	13	48.09	13	55.83	=13	+0.53	131.6	81.8
			GOMOLA Roman	4.86	=15	17.61	=17	27.11	16	38.13	14	47.96	13	55.66	13	+0.86	131.6	81.7
			KOBIAN Jan															
			Total:											2:47.41		+2.11		
15	11	POL-1	KUPCZYK Dawid	4.84	=14	17.57	14	27.13	14	38.25	14	48.14	15	55.89	15	+0.69	131.0	81.4
			ZBLEWSKI Michal	4.86	14	17.56	13	27.14	11	38.24	12	48.08	12	55.79	12	+0.49	131.6	81.7
			LATKOWSKI Mariusz	4.86	=15	17.54	14	27.10	15	38.23	16	48.12	17	55.85	17	+1.05	130.5	81.1
			PLACHETA Marcin															
			Total:											2:47.53		+2.23		
16	12	NED-1	GLAS Arend	4.80	12	17.49	11	27.05	11	38.18	11	48.07	10	55.82	12	+0.62	131.2	81.5
			KORTBEEK Vincent	4.81	=10	17.61	14	27.22	=16	38.40	16	48.33	15	56.08	=16	+0.78	130.6	81.1
			JANSMA Sybren	4.84	14	17.52	13	27.05	13	38.17	15	48.05	=15	55.78	16	+0.98	131.1	81.5
			KLAASSEN Arno															
			Total:											2:47.68		+2.38		
17	20	CAN-2	DESPRES Serge	4.79	=10	17.51	12	27.12	13	38.32	16	48.30	=17	56.10	19	+0.90	129.8	80.6
			CUNNINGHAM Nathan	4.81	=10	17.55	12	27.19	=13	38.38	15	48.34	=16	56.15	20	+0.85	130.3	80.9
			LARSEN Steve	4.80	=7	17.42	9	26.98	12	38.09	12	47.97	14	55.69	14	+0.89	130.9	81.3
			BISSETT David															
			Total:											2:47.94		+2.64		
18	21	FRA-1	MINGEON Bruno	4.89	20	17.67	=18	27.29	19	38.46	19	48.36	19	56.09	18	+0.89	130.9	81.3
			FOUQUET Christophe	4.92	20	17.73	19	27.32	19	38.47	19	48.35	=18	56.08	=16	+0.78	131.2	81.5
			MENNERON Pierre-Alain	4.93	=20	17.65	19	27.17	=18	38.24	17	48.14	18	55.87	18	+1.07	130.7	81.2
			VANHOUTTE Alexandre															
			Total:											2:48.04		+2.74		
19	13	GBR-1	JOHNSTON Lee	4.86	=16	17.61	15	27.21	17	38.37	18	48.30	=17	56.06	17	+0.86	130.4	81.0
			WRIGHT Martin	4.87	=15	17.67	17	27.29	18	38.42	18	48.34	=16	56.07	15	+0.77	130.5	81.1
			JOHNSTON Karl	4.88	18	17.61	=17	27.17	=18	38.28	19	48.18	19	55.93	19	+1.13	130.5	81.1
			HUMPHRIES Dan															
			Total:											2:48.06		+2.76		
20	14	SVK-1	JAGNESAK Milan	5.06	24	17.95	24	27.52	23	38.64	21	48.52	=20	56.29	20	+1.09	131.0	81.4
			RAJEK Viktor	5.07	24	17.95	24	27.51	23	38.57	20	48.41	20	56.13	=18	+0.83	131.6	81.8
			BENDA Andrej	5.06	24	17.93	24	27.50	22	38.59	=21	48.47	21	56.26	21	+1.46	130.8	81.3
			KRESTANKO Robert															
			Total:											2:48.68		+3.38		
21	23	LAT-2	ARHIPOVS Mihails	4.84	=14	17.67	=18	27.32	20	38.55	20	48.52	=20	56.34	21	+1.14	130.2	80.9
			DICMANIS Intars	4.88	17	17.75	20	27.44	21	38.69	21	48.69	=21	56.54	21	+1.24	129.6	80.5
			BOGDANOVIS Maris	4.83	13	17.56	15	27.14	17	38.32	20	48.30	20	56.13	20	+1.33	129.8	80.6
			ROZITIS Reinis															
			Total:											2:49.01		+3.71		


RESULTS / RÉSULTATS

CESANA PARIOL SAT 25 FEB 2006 / SAM 25 FEV 2006 START TIME / DEBUT 17:30

Rk	Bib No	Team	Name	Start Time	Rk	Int 1 Rk	Int 2 Rk	Int 3 Rk	Int 4 Rk	Finish Time	Rk	Time Behind	Speed (km/h) (mph)	Rec				
22	17	ROM-1	ISTRATE Nicolae	4.91	=21	17.78	21	27.43	21	38.69	22	48.73	22	56.61	22	+1.41	129.5	80.5
			DUMINICEL Adrian	4.95	22	17.81	22	27.47	22	38.78	23	48.81	=23	56.70	23	+1.40	129.4	80.4
			POPA Gabriel	4.93	=20	17.75	21	27.39	21	38.59	=21	48.57	22	56.41	22	+1.61	129.9	80.7
			DOVALCIUC Ioan Danut											Total:	2:49.72	+4.42		
23	19	CRO-1	SOLA Ivan	4.91	=21	17.79	22	27.47	22	38.71	23	48.77	23	56.67	23	+1.47	128.9	80.1
			KRAJACIC Slaven	4.93	21	17.78	21	27.43	20	38.70	22	48.69	=21	56.57	22	+1.27	129.8	80.6
			OSMANOVIC Alek	5.00	22	17.89	23	27.53	24	38.78	24	48.72	24	56.51	24	+1.71	130.6	81.1
			GRABUSIC Jurica											Total:	2:49.75	+4.45		
24	25	HUN-1	GYULAI Marton	4.99	23	17.88	23	27.55	24	38.91	24	49.02	24	56.99	24	+1.79	128.6	79.9
			KURTOSI Zsolt	5.02	23	17.89	23	27.54	24	38.82	24	48.81	=23	56.73	24	+1.43	130.0	80.7
			MARGL Tamas	5.02	23	17.86	22	27.51	23	38.71	23	48.61	23	56.45	23	+1.65	130.7	81.2
			PINTER Bertalan											Total:	2:50.17	+4.87		
25	24	BRA-1	RASCHINI Ricardo	5.48	25	18.69	25	28.50	25	39.98	25	50.41	25	1:00.31	25	+5.11	120.2	74.7
			SILVA Marcio	5.63	25	18.97	25	28.80	25	40.34	25	50.54	25	58.51	25	+3.21	127.6	79.2
			QUIRINO Claudinei	5.54	25	18.74	25	28.47	25	39.83	25	50.19	25	1:00.12	25	+5.32	120.6	74.9
			BINDILATTI Edson											Total:	2:58.94	+13.64		
26	NZL-1		HENDERSON Alan											DNS				
			ORANGI Aaron											Total:	DNS			
			HARRISON Steve															
			DALLOW Matthew															

NOTES

In the listing of team names, the pilot is always shown first.

LEGEND

= Equal sign indicates that two or more teams share the same rank

DNS Did not start


Int Intermediate time

No Number

Rec Record

Rk Rank


TR Track record


START LIST / LISTE DE DÉPART

CESANA PARIOL SAT 25 FEB 2006 / SAM 25 FEV 2006 START TIME / DEBUT 19:20

		Start Record	Track Record
Time		4.68 sec	54.80 sec
Date		23 JAN 2005	25 FEB 2006
NOC Code/ Names	SUI	ANNEN Martin, GEES Andi, HEFTI Beat, GRAND Cedric	GER-1 LANGE Andre, HOPPE Rene, KUSKE Kevin, PUTZE Martin

Start Order	Bib No	Team	Name	Start Time	Time	Total Time Behind	Rk	Start Time	Int 1	Int 2	Int 3	Int 4	Finish Time	Total Time
1	14	SVK-1	JAGNESAK Milan	5.06	56.29	2:48.68	20							
			RAJEK Viktor	5.07	56.13	+3.38								
			BENDA Andrej	5.06	56.26									
			KRESTANKO Robert											
2	13	GBR-1	JOHNSTON Lee	4.86	56.06	2:48.06	19							
			WRIGHT Martin	4.87	56.07	+2.76								
			JOHNSTON Karl	4.88	55.93									
			HUMPHRIES Dan											
3	21	FRA-1	MINGEON Bruno	4.89	56.09	2:48.04	18							
			FOUQUET Christophe	4.92	56.08	+2.74								
			MENNERON Pierre-Alain	4.93	55.87									
			VANHOUTTE Alexandre											
4	20	CAN-2	DESPRES Serge	4.79	56.10	2:47.94	17							
			CUNNINGHAM Nathan	4.81	56.15	+2.64								
			LARSEN Steve	4.80	55.69									
			BISSETT David											
5	12	NED-1	GLAS Arend	4.80	55.82	2:47.68	16							
			KORTBEEK Vincent	4.81	56.08	+2.38								
			JANSMA Sybren	4.84	55.78									
			KLAASSEN Arno											
6	11	POL-1	KUPCZYK Dawid	4.84	55.89	2:47.53	15							
			ZBLEWSKI Michal	4.86	55.79	+2.23								
			LATKOWSKI Mariusz	4.86	55.85									
			PLACHETA Marcin											
7	15	CZE-1	DANILEVIC Ivo	4.87	55.92	2:47.41	14							
			RECHKA Radek	4.87	55.83	+2.11								
			GOMOLA Roman	4.86	55.66									
			KOBIAN Jan											
8	22	AUT-1	STAMPFER Wolfgang	4.88	55.77	2:47.33	13							
			SEELOS Klaus	4.90	55.83	+2.03								
			LOACKER Juergen	4.91	55.73									
			WELZ Hans Peter											
9	3	ITA-1	BERTAZZO Simone	4.78	55.63	2:47.22	12							
			ROMANINI Samuele	4.80	56.13	+1.92								
			TORCHIO Matteo	4.82	55.46									
			SACCO Omar											
10	18	ITA-2	TOSINI Fabrizio	4.86	55.80	2:47.10	11							
			OTTOLINO Luca	4.89	55.73	+1.80								
			DE SANCTIS Antonio	4.87	55.57									
			MORBIDELLI Giorgio											


START LIST / LISTE DE DÉPART

CESANA PARIOL SAT 25 FEB 2006 / SAM 25 FEV 2006 START TIME / DEBUT 19:20

Start Order	Bib No	Team	Name	Start Time	Time	Total Time Behind	Rk	Start Time	Int 1	Int 2	Int 3	Int 4	Finish Time	Total Time
11	16	LAT-1	MININS Janis	4.81	55.88	2:47.08	10							
			DREISHKENS Daumants	4.83	55.69	+1.78								
			RULLIS Marcis	4.80	55.51									
			OZOLS Janis											
12	7	RUS-2	POPOV Evgeny	4.77	55.87	2:46.60	9							
			GOLUBEV Sergei	4.77	55.57	+1.30								
			MAKARTCHUK Piotr	4.76	55.16									
			STEPUSHKIN Dmitry											
13	5	SUI-2	RUEEGG Ivo	4.78	55.65	2:46.50	8							
			GEES Andi	4.80	55.63	+1.20								
			HANDSCHIN Roman	4.81	55.22									
			AEBLI Christian											
14	4	USA-2	HOLCOMB Steven	4.77	55.46	2:46.10	7							
			TOMASEVICZ Curt	4.78	55.50	+0.80								
			SCHUFFENHAUER Bill	4.80	55.14									
			SMITH III Lorenzo											
15	1	USA-1	HAYS Todd	4.73	55.43	2:46.03	6							
			JOVANOVIC Pavle	4.73	55.56	+0.73								
			MESLER Steve	4.74	55.04									
			KREITZBURG Brock											
16	10	GER-2	SPIES Rene	4.79	55.47	2:45.86	5							
			HEYDER Christoph	4.81	55.48	+0.56								
			KUEHN Enrico	4.81	54.91									
			METZGER Alexander											
17	2	CAN-1	LUEDERS Pierre	4.75	55.34	2:45.72	4							
			KOTYK Ken	4.74	55.43	+0.42								
			ALEXANDER Morgan	4.77	54.95									
			BROWN Lascelles											
18	9	SUI-1	ANNEN Martin	4.70	55.26	2:45.63	3							
			LAMPARTER Thomas	4.70	55.37	+0.33								
			HEFTI Beat	4.69	55.00									
			GRAND Cedric											
19	6	RUS-1	ZOUBKOV Alexandre	4.74	55.22	2:45.54	2							
			EGOROV Filipp	4.75	55.45	+0.24								
			SELIVERSTOV Alexej	4.75	54.87									
			VOEVODA Alexey											
20	8	GER-1	LANGE Andre	4.71	55.20	2:45.30	1							
			HOPPE Rene	4.71	55.30	0.00								
			KUSKE Kevin	4.71	54.80									
			PUTZE Martin											


NOTES

In the listing of team names, the pilot is always shown first.

LEGEND

= Equal sign indicates that two or more teams share the same rank


Int Intermediate time No Number Rk Rank TR Track record


OFFICIAL RESULTS / RÉSULTATS OFFICIELS

CESANA PARIOL SAT 25 FEB 2006 / SAM 25 FEV 2006


	Start Record				Track Record			
Time	4.68 sec				54.80 sec			
Date	23 JAN 2005				25 FEB 2006			
NOC Code/Names	SUI	ANNEN Martin, GEES Andi, HEFTI Beat, GRAND Cedric			GER-1	LANGE Andre, HOPPE Rene, KUSKE Kevin, PUTZE Martin		

Rk	Bib No	Team	Name	Start Time	Rk	Int 1 Rk	Int 2 Rk	Int 3 Rk	Int 4 Rk	Finish Time	Rk	Time Behind	Speed (km/h) (mph)	Rec				
1	8	GER-1	LANGE Andre	4.71	2	17.26	1	26.73	1	37.74	1	47.54	1	55.20	1	0.00	132.1	82.1
			HOPPE Rene	4.71	2	17.28	1	26.78	1	37.82	1	47.63	1	55.30	1	0.00	131.9	81.9
			KUSKE Kevin	4.71	2	17.19	1	26.59	1	37.48	1	47.20	1	54.80	1	0.00	133.1	82.7 TR
			PUTZE Martin	4.72	2	17.25	2	26.69	1	37.69	2	47.44	2	55.12	2	+0.11	132.6	82.4
			Total:										3:40.42			0.00		
2	6	RUS-1	ZOUBKOV Alexandre	4.74	4	17.32	=3	26.81	=3	37.80	3	47.57	2	55.22	2	+0.02	132.3	82.2
			EGOROV Filipp	4.75	5	17.35	4	26.89	=4	37.96	=4	47.77	4	55.45	4	+0.15	131.8	81.9
			SELIVERSTOV Alexej	4.75	4	17.30	3	26.72	3	37.61	2	47.32	2	54.87	2	+0.07	133.2	82.7
			VOEVODA Alexey	4.75	3	17.28	3	26.72	=2	37.66	1	47.38	1	55.01	1	0.00	133.1	82.7
			Total:										3:40.55			+0.13		
3	9	SUI-1	ANNEN Martin	4.70	1	17.28	2	26.78	2	37.78	2	47.58	3	55.26	3	+0.06	132.0	82.0
			LAMPARTER Thomas	4.70	1	17.31	2	26.84	2	37.89	2	47.70	2	55.37	2	+0.07	131.9	81.9
			HEFTI Beat	4.69	1	17.22	2	26.70	2	37.64	3	47.39	5	55.00	5	+0.20	132.5	82.3
			GRAND Cedric	4.69	1	17.22	1	26.72	=2	37.74	3	47.53	=3	55.20	=4	+0.19	132.1	82.1
			Total:										3:40.83			+0.41		
4	2	CAN-1	LUEDERS Pierre	4.75	5	17.35	5	26.84	5	37.85	=4	47.66	4	55.34	4	+0.14	131.9	81.9
			KOTYK Ken	4.74	4	17.38	5	26.89	=4	37.92	3	47.74	3	55.43	3	+0.13	131.7	81.8
			ALEXANDER Morgan	4.77	6	17.35	5	26.77	5	37.67	4	47.35	=3	54.95	4	+0.15	133.3	82.8
			BROWN Lascelles	4.76	4	17.37	=4	26.80	4	37.77	4	47.53	=3	55.20	=4	+0.19	132.3	82.2
			Total:										3:40.92			+0.50		
5	10	GER-2	SPIES Rene	4.79	=10	17.44	=8	26.94	6	37.97	6	47.78	6	55.47	7	+0.27	131.8	81.9
			HEYDER Christoph	4.81	=10	17.44	=7	26.94	6	37.98	6	47.79	5	55.48	5	+0.18	131.8	81.9
			KUEHN Enrico	4.81	=10	17.40	7	26.81	6	37.70	6	47.35	=3	54.91	3	+0.11	133.7	83.1
			METZGER Alexander	4.83	12	17.45	12	26.88	7	37.81	5	47.53	=3	55.18	3	+0.17	132.9	82.6
			Total:										3:41.04			+0.62		
6	4	USA-2	HOLCOMB Steven	4.77	=6	17.43	=6	26.96	9	38.00	7	47.79	7	55.46	6	+0.26	132.3	82.2
			TOMASEVICZ Curt	4.78	7	17.42	6	26.96	7	38.03	7	47.83	7	55.50	6	+0.20	131.9	81.9
			SCHUFFENHAUER Bill	4.80	=7	17.41	8	26.91	9	37.85	9	47.54	7	55.14	7	+0.34	133.4	82.9
			SMITH III Lorenzo	4.78	=7	17.37	=4	26.87	6	37.86	7	47.61	6	55.26	6	+0.25	132.5	82.3
			Total:										3:41.36			+0.94		
7	1	USA-1	HAYS Todd	4.73	3	17.32	=3	26.81	=3	37.85	=4	47.72	5	55.43	5	+0.23	131.3	81.6
			JOVANOVIC Pavle	4.73	3	17.33	3	26.86	3	37.96	=4	47.82	6	55.56	7	+0.26	131.2	81.5
			MESLER Steve	4.74	3	17.32	4	26.76	4	37.68	5	47.42	6	55.04	6	+0.24	132.6	82.4
			KREITZBURG Brock	4.77	=5	17.42	=9	26.93	=10	37.95	10	47.72	=9	55.41	10	+0.40	132.2	82.1
			Total:										3:41.44			+1.02		
8	5	SUI-2	RUEEGG Ivo	4.78	=8	17.43	=6	26.95	=7	38.05	=8	47.93	9	55.65	9	+0.45	131.1	81.4
			GEES Andi	4.80	=8	17.44	=7	26.98	8	38.06	8	47.94	9	55.63	9	+0.33	131.3	81.6
			HANDSCHIN Roman	4.81	=10	17.45	=10	26.90	8	37.84	8	47.59	9	55.22	9	+0.42	132.6	82.4
			AEBLI Christian	4.82	11	17.44	11	26.93	=10	37.91	=8	47.67	8	55.30	7	+0.29	132.4	82.2
			Total:										3:41.80			+1.38		


OFFICIAL RESULTS / RÉSULTATS OFFICIELS

CESANA PARIOL SAT 25 FEB 2006 / SAM 25 FEV 2006

Rk	Bib No	Team	Name	Start Time	Rk	Int 1 Rk	Int 2 Rk	Int 3 Rk	Int 4 Rk	Finish Time	Rk	Time Behind	Speed (km/h) (mph)	Rec				
9	7	RUS-2	POPOV Evgeny	4.77	=6	17.46	10	27.03	10	38.14	10	48.10	=13	55.87	13	+0.67	130.1	80.8
			GOLUBEV Sergei	4.77	6	17.44	=7	27.01	9	38.07	9	47.88	8	55.57	8	+0.27	132.0	82.0
			MAKARTCHUK Piotr	4.76	5	17.39	6	26.86	7	37.82	7	47.55	8	55.16	8	+0.36	132.9	82.6
			STEPUSHKIN Dmitry	4.77	=5	17.37	=4	26.86	5	37.84	6	47.63	7	55.33	9	+0.32	132.0	82.0
												Total:	3:41.93	+1.51				
10	16	LAT-1	MININS Janis	4.81	13	17.55	13	27.10	12	38.21	12	48.10	=13	55.88	14	+0.68	130.8	81.3
			DREISHKENS Daumants	4.83	13	17.53	=10	27.06	10	38.11	10	47.96	10	55.69	10	+0.39	131.3	81.6
			RULLIS Marcis	4.80	=7	17.45	=10	26.94	10	37.95	10	47.79	=10	55.51	11	+0.71	131.4	81.6
			OZOLS Janis	4.78	=7	17.42	=9	26.90	8	37.91	=8	47.73	11	55.51	=12	+0.50	131.5	81.7
												Total:	3:42.59	+2.17				
11	18	ITA-2	TOSINI Fabrizio	4.86	=16	17.62	16	27.16	15	38.24	13	48.09	=11	55.80	11	+0.60	131.6	81.7
			OTTOLINO Luca	4.89	18	17.63	=15	27.16	12	38.23	11	48.04	11	55.73	11	+0.43	132.1	82.1
			DE SANCTIS Antonio	4.87	17	17.57	16	27.08	14	38.10	13	47.89	12	55.57	12	+0.77	132.3	82.2
			MORBIDELLI Giorgio	4.87	15	17.54	14	27.03	13	38.04	15	47.82	14	55.51	=12	+0.50	132.2	82.1
												Total:	3:42.61	+2.19				
12	3	ITA-1	BERTAZZO Simone	4.78	=8	17.44	=8	26.95	=7	38.05	=8	47.92	8	55.63	8	+0.43	131.4	81.6
			ROMANINI Samuele	4.80	=8	17.53	=10	27.20	15	38.41	17	48.35	=18	56.13	=18	+0.83	130.4	81.0
			TORCHIO Matteo	4.82	12	17.48	12	26.97	11	37.99	11	47.79	=10	55.46	10	+0.66		
			SACCO Omar	4.84	13	17.53	13	27.04	=14	38.09	16	47.90	18	55.62	18	+0.61	132.0	82.0
												Total:	3:42.84	+2.42				
13	22	AUT-1	STAMPFER Wolfgang	4.88	19	17.63	17	27.18	16	38.26	15	48.09	=11	55.77	10	+0.57	131.7	81.8
			SEELOS Klaus	4.90	19	17.63	=15	27.19	=13	38.30	14	48.14	14	55.83	=13	+0.53	131.9	81.9
			LOACKER Juergen	4.91	19	17.66	20	27.18	20	38.25	18	48.05	=15	55.73	15	+0.93	131.9	81.9
			WELZ Hans Peter	4.89	18	17.55	=15	27.07	17	38.10	=17	47.88	=16	55.53	15	+0.52	132.0	82.0
												Total:	3:42.86	+2.44				
14	15	CZE-1	DANILEVIC Ivo	4.87	18	17.68	20	27.26	18	38.34	17	48.19	16	55.92	16	+0.72	131.5	81.7
			RECHKA Radek	4.87	=15	17.68	18	27.22	=16	38.26	13	48.09	13	55.83	=13	+0.53	131.6	81.8
			GOMOLA Roman	4.86	=15	17.61	=17	27.11	16	38.13	14	47.96	13	55.66	13	+0.86	131.6	81.7
			KOBIAN Jan	4.86	14	17.59	18	27.10	18	38.10	=17	47.88	=16	55.56	16	+0.55	132.0	82.0
												Total:	3:42.97	+2.55				
15	11	POL-1	KUPCZYK Dawid	4.84	=14	17.57	14	27.13	14	38.25	14	48.14	15	55.89	15	+0.69	131.0	81.4
			ZBLEWSKI Michal	4.86	14	17.56	13	27.14	11	38.24	12	48.08	12	55.79	12	+0.49	131.6	81.7
			LATKOWSKI Mariusz	4.86	=15	17.54	14	27.10	15	38.23	16	48.12	17	55.85	17	+1.05	130.5	81.1
			PLACHETA Marcin	4.88	=16	17.55	=15	27.05	16	38.02	14	47.77	12	55.49	11	+0.48	132.5	82.3
												Total:	3:43.02	+2.60				
16	12	NED-1	GLAS Arend	4.80	12	17.49	11	27.05	11	38.18	11	48.07	10	55.82	12	+0.62	131.2	81.5
			KORTBEEK Vincent	4.81	=10	17.61	14	27.22	=16	38.40	16	48.33	15	56.08	=16	+0.78	130.6	81.1
			JANSMA Sybren	4.84	14	17.52	13	27.05	13	38.17	15	48.05	=15	55.78	16	+0.98	131.1	81.5
			KLAASSEN Arno	4.80	=9	17.41	=7	26.91	9	37.99	=11	47.80	13	55.51	=12	+0.50	131.7	81.8
												Total:	3:43.19	+2.77				
17	13	GBR-1	JOHNSTON Lee	4.86	=16	17.61	15	27.21	17	38.37	18	48.30	=17	56.06	17	+0.86	130.4	81.0
			WRIGHT Martin	4.87	=15	17.67	17	27.29	18	38.42	18	48.34	=16	56.07	15	+0.77	130.5	81.1
			JOHNSTON Karl	4.88	18	17.61	=17	27.17	=18	38.28	19	48.18	19	55.93	19	+1.13	130.5	81.1
			HUMPHRIES Dan	4.88	=16	17.56	17	27.04	=14	37.99	=11	47.72	=9	55.32	8	+0.31	132.9	82.5
												Total:	3:43.38	+2.96				


OFFICIAL RESULTS / RÉSULTATS OFFICIELS


CESANA PARIOL SAT 25 FEB 2006 / SAM 25 FEV 2006

Rk	Bib No	Team	Name	Start Time	Rk	Int 1 Rk	Int 2 Rk	Int 3 Rk	Int 4 Rk	Finish Time	Rk	Time Behind	Speed (km/h) (mph)	Rec						
18	20	CAN-2	DESPRES Serge	4.79	=10	17.51	12	27.12	13	38.32	16	48.30	=17	56.10	19	+0.90	129.8	80.6		
			CUNNINGHAM Nathan	4.81	=10	17.55	12	27.19	=13	38.38	15	48.34	=16	56.15	20	+0.85	130.3	80.9		
			LARSEN Steve	4.80	=7	17.42	9	26.98	12	38.09	12	47.97	14	55.69	14	+0.89	130.9	81.3		
			BISSETT David	4.80	=9	17.41	=7	26.93	=10	38.00	13	47.84	15	55.58	17	+0.57	131.4	81.6		
												Total:	3:43.52	+3.10						
19	21	FRA-1	MINGEON Bruno	4.89	20	17.67	=18	27.29	19	38.46	19	48.36	19	56.09	18	+0.89	130.9	81.3		
			FOUQUET Christophe	4.92	20	17.73	19	27.32	19	38.47	19	48.35	=18	56.08	=16	+0.78	131.2	81.5		
			MENNERON Pierre-Alain	4.93	=20	17.65	19	27.17	=18	38.24	17	48.14	18	55.87	18	+1.07	130.7	81.2		
			VANHOUTTE Alexandre	4.94	19	17.67	19	27.24	19	38.28	19	48.06	19	55.71	19	+0.70	132.3	82.2		
												Total:	3:43.75	+3.33						
20	14	SVK-1	JAGNESAK Milan	5.06	24	17.95	24	27.52	23	38.64	21	48.52	=20	56.29	20	+1.09	131.0	81.4		
			RAJEK Viktor	5.07	24	17.95	24	27.51	23	38.57	20	48.41	20	56.13	=18	+0.83	131.6	81.8		
			BENDA Andrej	5.06	24	17.93	24	27.50	22	38.59	=21	48.47	21	56.26	21	+1.46	130.8	81.3		
			KRESTANKO Robert	5.10	20	17.94	20	27.47	20	38.49	20	48.26	20	55.98	20	+0.97	132.1	82.1		
												Total:	3:44.66	+4.24						
21	23	LAT-2	ARHIPOVS Mihails	4.84	=14	17.67	=18	27.32	20	38.55	20	48.52	=20	56.34	21	+1.14	130.2	80.9		
			DICMANIS Intars	4.88	17	17.75	20	27.44	21	38.69	21	48.69	=21	56.54	21	+1.24	129.6	80.5		
			BOGDANOVIS Maris	4.83	13	17.56	15	27.14	17	38.32	20	48.30	20	56.13	20	+1.33	129.8	80.6		
			ROZITIS Reinis													Total:	2:49.01			
22	17	ROM-1	ISTRATE Nicolae	4.91	=21	17.78	21	27.43	21	38.69	22	48.73	22	56.61	22	+1.41	129.5	80.5		
			DUMINICEL Adrian	4.95	22	17.81	22	27.47	22	38.78	23	48.81	=23	56.70	23	+1.40	129.4	80.4		
			POPA Gabriel	4.93	=20	17.75	21	27.39	21	38.59	=21	48.57	22	56.41	22	+1.61	129.9	80.7		
			DOVALCIUC Ioan Danut													Total:	2:49.72			
23	19	CRO-1	SOLA Ivan	4.91	=21	17.79	22	27.47	22	38.71	23	48.77	23	56.67	23	+1.47	128.9	80.1		
			KRAJACIC Slaven	4.93	21	17.78	21	27.43	20	38.70	22	48.69	=21	56.57	22	+1.27	129.8	80.6		
			OSMANOVIC Alek	5.00	22	17.89	23	27.53	24	38.78	24	48.72	24	56.51	24	+1.71	130.6	81.1		
			GRABUSIC Jurica													Total:	2:49.75			
24	25	HUN-1	GYULAI Marton	4.99	23	17.88	23	27.55	24	38.91	24	49.02	24	56.99	24	+1.79	128.6	79.9		
			KURTOSI Zsolt	5.02	23	17.89	23	27.54	24	38.82	24	48.81	=23	56.73	24	+1.43	130.0	80.7		
			MARGL Tamas	5.02	23	17.86	22	27.51	23	38.71	23	48.61	23	56.45	23	+1.65	130.7	81.2		
			PINTER Bertalan													Total:	2:50.17			
25	24	BRA-1	RASCHINI Ricardo	5.48	25	18.69	25	28.50	25	39.98	25	50.41	25	1:00.31	25	+5.11	120.2	74.7		
			SILVA Marcio	5.63	25	18.97	25	28.80	25	40.34	25	50.54	25	58.51	25	+3.21	127.6	79.2		
			QUIRINO Claudinei	5.54	25	18.74	25	28.47	25	39.83	25	50.19	25	1:00.12	25	+5.32	120.6	74.9		
			BINDILATTI Edson													Total:	2:58.94			
26	NZL-1		HENDERSON Alan													DNS				
			ORANGI Aaron													Total:	DNS			
			HARRISON Steve																	
			DALLOW Matthew																	



BOBSLEIGH
BOBSLEIGH

FOUR-MAN
QUATRE-HOMMES




OFFICIAL RESULTS / RÉSULTATS OFFICIELS

CESANA PARIOL SAT 25 FEB 2006 / SAM 25 FEV 2006

Rk	Bib No	Team	Name	Start Time	Rk	Int 1 Rk	Int 2 Rk	Int 3 Rk	Int 4 Rk	Finish Time	Rk	Time Behind	Speed (km/h) (mph)	Rec
----	--------	------	------	------------	----	----------	----------	----------	----------	-------------	----	-------------	--------------------	-----


Race Director



Jury President

NOTES

In the listing of team names, the pilot is always shown first. The above results do not reflect possible disqualifications due to material check or doping.

LEGEND


= Equal sign indicates that two or more teams share the same rank
 DNS Did not start Int Intermediate time No Number Rec Record
 Rk Rank TR Track record


PERFORMANCE ANALYSIS / ANALYSE DES PERFORMANCES

CESANA PARIOL SAT 25 FEB 2006 / SAM 25 FEV 2006 START TIME / DEBUT 19:20


		Start Record	Track Record
Time		4.68 sec	54.80 sec
Date		23 JAN 2005	25 FEB 2006
NOC Code/ Names	SUI	ANNEN Martin, GEES Andi, HEFTI Beat, GRAND Cedric	GER-1 LANGE Andre, HOPPE Rene, KUSKE Kevin, PUTZE Martin

Rk	Bib No	Team	Name	Start Time	Rk	S-1 Rk	1-2 Rk	2-3 Rk	3-4 Rk	4-F Rk	Finish Time	Rk	Time Behind	Speed (km/h)	(mph)					
1	8	GER-1	LANGE Andre	4.71	2	12.55	1	9.47	1	11.01	=3	9.80	=3	7.66	2	55.20	1	0.00	132.1	82.1
			HOPPE Rene	4.71	2	12.57	1	9.50	=1	11.04	=2	9.81	=2	7.67	=1	55.30	1	0.00	131.9	81.9
			KUSKE Kevin	4.71	2	12.48	1	9.40	1	10.89	=1	9.72	5	7.60	=3	54.80	1	0.00	133.1	82.7
			PUTZE Martin	4.72	2	12.53	=1	9.44	=3	11.00	=9	9.75	=4	7.68	=10	55.12	2	+0.11	132.6	82.4
Total:												3:40.42		0.00						
2	6	RUS-1	ZOUBKOV Alexandre	4.74	4	12.58	=2	9.49	=2	10.99	1	9.77	1	7.65	1	55.22	2	+0.02	132.3	82.2
			EGOROV Filipp	4.75	5	12.60	=2	9.54	=8	11.07	=9	9.81	=2	7.68	4	55.45	4	+0.15	131.8	81.9
			SELIVERSTOV Alexej	4.75	4	12.55	3	9.42	=3	10.89	=1	9.71	4	7.55	1	54.87	2	+0.07	133.2	82.7
			VOEVODA Alexey	4.75	3	12.53	=1	9.44	=3	10.94	2	9.72	=1	7.63	=2	55.01	1	0.00	133.1	82.7
Total:												3:40.55		+0.13						
3	9	SUI-1	ANNEN Martin	4.70	1	12.58	=2	9.50	=5	11.00	2	9.80	=3	7.68	=4	55.26	3	+0.06	132.0	82.0
			LAMPARTER Thomas	4.70	1	12.61	4	9.53	=4	11.05	=5	9.81	=2	7.67	=1	55.37	2	+0.07	131.9	81.9
			HEFTI Beat	4.69	1	12.53	2	9.48	8	10.94	=6	9.75	=8	7.61	=6	55.00	5	+0.20	132.5	82.3
			GRAND Cedric	4.69	1	12.53	=1	9.50	=10	11.02	=13	9.79	=15	7.67	=8	55.20	=4	+0.19	132.1	82.1
Total:												3:40.83		+0.41						
4	2	CAN-1	LUEDERS Pierre	4.75	5	12.60	5	9.49	=2	11.01	=3	9.81	=5	7.68	=4	55.34	4	+0.14	131.9	81.9
			KOTYK Ken	4.74	4	12.64	=6	9.51	3	11.03	1	9.82	8	7.69	=5	55.43	3	+0.13	131.7	81.8
			ALEXANDER Morgan	4.77	6	12.58	=4	9.42	=3	10.90	4	9.68	2	7.60	=3	54.95	4	+0.15	133.3	82.8
			BROWN Lascelles	4.76	4	12.61	=6	9.43	=1	10.97	=4	9.76	=7	7.67	=8	55.20	=4	+0.19	132.3	82.2
Total:												3:40.92		+0.50						
5	10	GER-2	SPIES Rene	4.79	=10	12.65	=6	9.50	=5	11.03	5	9.81	=5	7.69	7	55.47	7	+0.27	131.8	81.9
			HEYDER Christoph	4.81	=10	12.63	5	9.50	=1	11.04	=2	9.81	=2	7.69	=5	55.48	5	+0.18	131.8	81.9
			KUEHN Enrico	4.81	=10	12.59	6	9.41	2	10.89	=1	9.65	1	7.56	2	54.91	3	+0.11	133.7	83.1
			METZGER Alexander	4.83	12	12.62	=9	9.43	=1	10.93	1	9.72	=1	7.65	=4	55.18	3	+0.17	132.9	82.6
Total:												3:41.04		+0.62						
6	4	USA-2	HOLCOMB Steven	4.77	=6	12.66	=8	9.53	9	11.04	=6	9.79	2	7.67	3	55.46	6	+0.26	132.3	82.2
			TOMASEVICZ Curt	4.78	7	12.64	=6	9.54	=8	11.07	=9	9.80	1	7.67	=1	55.50	6	+0.20	131.9	81.9
			SCHUFFENHAUER Bill	4.80	=7	12.61	7	9.50	=11	10.94	=6	9.69	3	7.60	=3	55.14	7	+0.34	133.4	82.9
			SMITH III Lorenzo	4.78	=7	12.59	4	9.50	=10	10.99	8	9.75	=4	7.65	=4	55.26	6	+0.25	132.5	82.3
Total:												3:41.36		+0.94						
7	1	USA-1	HAYS Todd	4.73	3	12.59	4	9.49	=2	11.04	=6	9.87	=10	7.71	=8	55.43	5	+0.23	131.3	81.6
			JOVANOVIC Pavle	4.73	3	12.60	=2	9.53	=4	11.10	=13	9.86	14	7.74	=16	55.56	7	+0.26	131.2	81.5
			MESLER Steve	4.74	3	12.58	=4	9.44	5	10.92	5	9.74	7	7.62	8	55.04	6	+0.24	132.6	82.4
			KREITZBURG Brock	4.77	=5	12.65	12	9.51	=14	11.02	=13	9.77	=9	7.69	=12	55.41	10	+0.40	132.2	82.1
Total:												3:41.44		+1.02						
8	5	SUI-2	RUEEGG Ivo	4.78	=8	12.65	=6	9.52	8	11.10	=11	9.88	=12	7.72	11	55.65	9	+0.45	131.1	81.4
			GEES Andi	4.80	=8	12.64	=6	9.54	=8	11.08	12	9.88	=15	7.69	=5	55.63	9	+0.33	131.3	81.6
			HANDSCHIN Roman	4.81	=10	12.64	10	9.45	6	10.94	=6	9.75	=8	7.63	9	55.22	9	+0.42	132.6	82.4
			AEBLI Christian	4.82	11	12.62	=9	9.49	=7	10.98	=6	9.76	=7	7.63	=2	55.30	7	+0.29	132.4	82.2
Total:												3:41.80		+1.38						


PERFORMANCE ANALYSIS / ANALYSE DES PERFORMANCES

CESANA PARIOL SAT 25 FEB 2006 / SAM 25 FEV 2006 START TIME / DEBUT 19:20

Rk	Bib No	Team	Name	Start Time	Rk	S-1 Rk	1-2 Rk	2-3 Rk	3-4 Rk	4-F Rk	Finish Time	Rk	Time Behind	Speed (km/h)	Speed (mph)
9	7	RUS-2	POPOV Evgeny	4.77	=6	12.69 =10	9.57 =15	11.11 =13	9.96 19	7.77 =17	55.87	13	+0.67	130.1	80.8
			GOLUBEV Sergei	4.77	6	12.67 9	9.57 14	11.06 =7	9.81 =2	7.69 =5	55.57	8	+0.27	132.0	82.0
			MAKARTCHUK Piotr	4.76	5	12.63 9	9.47 7	10.96 9	9.73 6	7.61 =6	55.16	8	+0.36	132.9	82.6
			STEPUSHKIN Dmitry	4.77	=5	12.60 5	9.49 =7	10.98 =6	9.79 =15	7.70 14	55.33	9	+0.32	132.0	82.0
Total:												3:41.93	+1.51		
10	16	LAT-1	MININS Janis	4.81	13	12.74 14	9.55 =11	11.11 =13	9.89 =14	7.78 19	55.88	14	+0.68	130.8	81.3
			DREISHKENS Daumants	4.83	13	12.70 =10	9.53 =4	11.05 =5	9.85 13	7.73 =13	55.69	10	+0.39	131.3	81.6
			RULLIS Marcis	4.80	=7	12.65 11	9.49 =9	11.01 10	9.84 14	7.72 =14	55.51	11	+0.71	131.4	81.6
			OZOLS Janis	4.78	=7	12.64 11	9.48 =5	11.01 =11	9.82 19	7.78 20	55.51	=12	+0.50	131.5	81.7
Total:												3:42.59	+2.17		
11	18	ITA-2	TOSINI Fabrizio	4.86	=16	12.76 17	9.54 10	11.08 =8	9.85 =8	7.71 =8	55.80	11	+0.60	131.6	81.7
			OTTOLINO Luca	4.89	18	12.74 =14	9.53 =4	11.07 =9	9.81 =2	7.69 =5	55.73	11	+0.43	132.1	82.1
			DE SANCTIS Antonio	4.87	17	12.70 15	9.51 13	11.02 =11	9.79 10	7.68 =11	55.57	12	+0.77	132.3	82.2
			MORBIDELLI Giorgio	4.87	15	12.67 =14	9.49 =7	11.01 =11	9.78 =11	7.69 =12	55.51	=12	+0.50	132.2	82.1
Total:												3:42.61	+2.19		
12	3	ITA-1	BERTAZZO Simone	4.78	=8	12.66 =8	9.51 7	11.10 =11	9.87 =10	7.71 =8	55.63	8	+0.43	131.4	81.6
			ROMANINI Samuele	4.80	=8	12.73 =12	9.67 23	11.21 20	9.94 19	7.78 19	56.13	=18	+0.83	130.4	81.0
			TORCHIO Matteo	4.82	12	12.66 12	9.49 =9	11.02 =11	9.80 =11	7.67 10	55.46	10	+0.66		
			SACCO Omar	4.84	13	12.69 17	9.51 =14	11.05 18	9.81 =17	7.72 =16	55.62	18	+0.61	132.0	82.0
Total:												3:42.84	+2.42		
13	22	AUT-1	STAMPFER Wolfgang	4.88	19	12.75 =15	9.55 =11	11.08 =8	9.83 7	7.68 =4	55.77	10	+0.57	131.7	81.8
			SEELOS Klaus	4.90	19	12.73 =12	9.56 =12	11.11 15	9.84 =10	7.69 =5	55.83	=13	+0.53	131.9	81.9
			LOACKER Juergen	4.91	19	12.75 =19	9.52 =14	11.07 =14	9.80 =11	7.68 =11	55.73	15	+0.93	131.9	81.9
			WELZ Hans Peter	4.89	18	12.66 13	9.52 =17	11.03 16	9.78 =11	7.65 =4	55.53	15	+0.52	132.0	82.0
Total:												3:42.86	+2.44		
14	15	CZE-1	DANILEVIC Ivo	4.87	18	12.81 19	9.58 17	11.08 =8	9.85 =8	7.73 =12	55.92	16	+0.72	131.5	81.7
			RECHKA Radek	4.87	=15	12.81 =18	9.54 =8	11.04 =2	9.83 9	7.74 =16	55.83	=13	+0.53	131.6	81.8
			GOMOLA Roman	4.86	=15	12.75 =19	9.50 =11	11.02 =11	9.83 13	7.70 13	55.66	13	+0.86	131.6	81.7
			KOBIAN Jan	4.86	14	12.73 =18	9.51 =14	11.00 =9	9.78 =11	7.68 =10	55.56	16	+0.55	132.0	82.0
Total:												3:42.97	+2.55		
15	11	POL-1	KUPCZYK Dawid	4.84	=14	12.73 13	9.56 =13	11.12 =15	9.89 =14	7.75 =14	55.89	15	+0.69	131.0	81.4
			ZBLEWSKI Michal	4.86	14	12.70 =10	9.58 15	11.10 =13	9.84 =10	7.71 11	55.79	12	+0.49	131.6	81.7
			LATKOWSKI Mariusz	4.86	=15	12.68 =13	9.56 =17	11.13 20	9.89 18	7.73 =16	55.85	17	+1.05	130.5	81.1
			PLACHETA Marcin	4.88	=16	12.67 =14	9.50 =10	10.97 =4	9.75 =4	7.72 =16	55.49	11	+0.48	132.5	82.3
Total:												3:43.02	+2.60		
16	12	NED-1	GLAS Arend	4.80	12	12.69 =10	9.56 =13	11.13 17	9.89 =14	7.75 =14	55.82	12	+0.62	131.2	81.5
			KORTBEEK Vincent	4.81	=10	12.80 =16	9.61 17	11.18 18	9.93 18	7.75 18	56.08	=16	+0.78	130.6	81.1
			JANSMA Sybren	4.84	14	12.68 =13	9.53 16	11.12 19	9.88 =15	7.73 =16	55.78	16	+0.98	131.1	81.5
			KLAASSEN Arno	4.80	=9	12.61 =6	9.50 =10	11.08 20	9.81 =17	7.71 15	55.51	=12	+0.50	131.7	81.8
Total:												3:43.19	+2.77		
17	13	GBR-1	JOHNSTON Lee	4.86	=16	12.75 =15	9.60 18	11.16 18	9.93 18	7.76 16	56.06	17	+0.86	130.4	81.0
			WRIGHT Martin	4.87	=15	12.80 =16	9.62 18	11.13 16	9.92 17	7.73 =13	56.07	15	+0.77	130.5	81.1
			JOHNSTON Karl	4.88	18	12.73 =17	9.56 =17	11.11 =17	9.90 =19	7.75 19	55.93	19	+1.13	130.5	81.1
			HUMPHRIES Dan	4.88	=16	12.68 16	9.48 =5	10.95 3	9.73 3	7.60 1	55.32	8	+0.31	132.9	82.5
Total:												3:43.38	+2.96		


PERFORMANCE ANALYSIS / ANALYSE DES PERFORMANCES

CESANA PARIOL SAT 25 FEB 2006 / SAM 25 FEV 2006 START TIME / DEBUT 19:20


Rk	Bib No	Team	Name	Start Time	Rk	S-1 Rk	1-2 Rk	2-3 Rk	3-4 Rk	4-F Rk	Finish Time	Rk	Time Behind	Speed (km/h)	(mph)						
18	20	CAN-2	DESPRES Serge	4.79	=10	12.72	12	9.61	19	11.20	20	9.98	21	7.80	20	56.10	19	+0.90	129.8	80.6	
			CUNNINGHAM Nathan	4.81	=10	12.74	=14	9.64	19	11.19	19	9.96	20	7.81	20	56.15	20	+0.85	130.3	80.9	
			LARSEN Steve	4.80	=7	12.62	8	9.56	=17	11.11	=17	9.88	=15	7.72	=14	55.69	14	+0.89	130.9	81.3	
			BISSETT David	4.80	=9	12.61	=6	9.52	=17	11.07	19	9.84	20	7.74	19	55.58	17	+0.57	131.4	81.6	
Total:												3:43.52		+3.10							
19	21	FRA-1	MINGEON Bruno	4.89	20	12.78	18	9.62	20	11.17	19	9.90	17	7.73	=12	56.09	18	+0.89	130.9	81.3	
			FOUQUET Christophe	4.92	20	12.81	=18	9.59	16	11.15	17	9.88	=15	7.73	=13	56.08	=16	+0.78	131.2	81.5	
			MENNERON Pierre-Alain	4.93	=20	12.72	16	9.52	=14	11.07	=14	9.90	=19	7.73	=16	55.87	18	+1.07	130.7	81.2	
			VANHOUTTE Alexandre	4.94	19	12.73	=18	9.57	20	11.04	17	9.78	=11	7.65	=4	55.71	19	+0.70	132.3	82.2	
Total:												3:43.75		+3.33							
20	14	SVK-1	JAGNESAK Milan	5.06	24	12.89	=23	9.57	=15	11.12	=15	9.88	=12	7.77	=17	56.29	20	+1.09	131.0	81.4	
			RAJEK Viktor	5.07	24	12.88	24	9.56	=12	11.06	=7	9.84	=10	7.72	12	56.13	=18	+0.83	131.6	81.8	
			BENDA Andrej	5.06	24	12.87	23	9.57	20	11.09	16	9.88	=15	7.79	=20	56.26	21	+1.46	130.8	81.3	
			KRESTANKO Robert	5.10	20	12.84	20	9.53	19	11.02	=13	9.77	=9	7.72	=16	55.98	20	+0.97	132.1	82.1	
Total:												3:44.66		+4.24							
21	23	LAT-2	ARHIPOVS Mihails	4.84	=14	12.83	20	9.65	=21	11.23	21	9.97	20	7.82	21	56.34	21	+1.14	130.2	80.9	
			DICMANIS Intars	4.88	17	12.87	=22	9.69	24	11.25	21	10.00	23	7.85	21	56.54	21	+1.24	129.6	80.5	
			BOGDANOVIS Maris	4.83	13	12.73	=17	9.58	21	11.18	21	9.98	=23	7.83	22	56.13	20	+1.33	129.8	80.6	
			ROZITIS Reinis																		
Total:												2:49.01									
22	17	ROM-1	ISTRATE Nicolae	4.91	=21	12.87	21	9.65	=21	11.26	23	10.04	22	7.88	22	56.61	22	+1.41	129.5	80.5	
			DUMINICEL Adrian	4.95	22	12.86	21	9.66	22	11.31	24	10.03	24	7.89	23	56.70	23	+1.40	129.4	80.4	
			POPA Gabriel	4.93	=20	12.82	21	9.64	=22	11.20	=22	9.98	=23	7.84	=23	56.41	22	+1.61	129.9	80.7	
			DOVALCIUC Ioan Danut																		
Total:												2:49.72									
23	19	CRO-1	SOLA Ivan	4.91	=21	12.88	22	9.68	24	11.24	22	10.06	23	7.90	23	56.67	23	+1.47	128.9	80.1	
			KRAJACIC Slaven	4.93	21	12.85	20	9.65	=20	11.27	22	9.99	=21	7.88	22	56.57	22	+1.27	129.8	80.6	
			OSMANOVIC Alek	5.00	22	12.89	24	9.64	=22	11.25	24	9.94	22	7.79	=20	56.51	24	+1.71	130.6	81.1	
			GRABUSIC Jurica																		
Total:												2:49.75									
24	25	HUN-1	GYULAI Marton	4.99	23	12.89	=23	9.67	23	11.36	24	10.11	24	7.97	24	56.99	24	+1.79	128.6	79.9	
			KURTOSI Zsolt	5.02	23	12.87	=22	9.65	=20	11.28	23	9.99	=21	7.92	24	56.73	24	+1.43	130.0	80.7	
			MARGL Tamas	5.02	23	12.84	22	9.65	24	11.20	=22	9.90	=19	7.84	=23	56.45	23	+1.65	130.7	81.2	
			PINTER Bertalan																		
Total:												2:50.17									
25	24	BRA-1	RASCHINI Ricardo	5.48	25	13.21	25	9.81	25	11.48	25	10.43	25	9.90	25	1:00.31	25	+5.11	120.2	74.7	
			SILVA Marcio	5.63	25	13.34	25	9.83	25	11.54	25	10.20	25	7.97	25	58.51	25	+3.21	127.6	79.2	
			QUIRINO Claudinei	5.54	25	13.20	25	9.73	25	11.36	25	10.36	25	9.93	25	1:00.12	25	+5.32	120.6	74.9	
			BINDILATTI Edson																		
Total:												2:58.94									
26	NZL-1		HENDERSON Alan																		
			ORANGI Aaron																		
			HARRISON Steve																		
			DALLOW Matthew																		
Total:												DNS									



BOBSLEIGH
BOBSLEIGH

FOUR-MAN
QUATRE-HOMMES

AFTER HEAT 4
APRES 4E MANCHE



PERFORMANCE ANALYSIS / ANALYSE DES PERFORMANCES

CESANA PARIOL SAT 25 FEB 2006 / SAM 25 FEV 2006 START TIME / DEBUT 19:20

Rk	Bib No	Team	Name	Start Time	Rk	S-1 Rk	1-2 Rk	2-3 Rk	3-4 Rk	4-F Rk	Finish Time	Rk	Time Behind	Speed (km/h) (mph)
----	--------	------	------	------------	----	--------	--------	--------	--------	--------	-------------	----	-------------	--------------------


NOTES

In the listing of team names, the pilot is always shown first.

LEGEND

= Equal sign indicates that two or more teams share the same rank

1-2	Segment: 1st to 2nd intermediate point	2-3	Segment: 2nd to 3rd intermediate point	3-4	Segment: 3rd to 4th intermediate point	4-F	Segment: 4th intermediate point to finish
DNS	Did not start	No	Number	Rk	Rank	S-1	Segment: Start to 1st intermediate point
TR	Track record						



COMPETITION DATA / DONNÉES DE COMPÉTITION

CESANA PARIOL SAT 25 FEB 2006 / SAM 25 FEV 2006

Participating Teams									
AUT (1)	BRA (1)	CAN (2)	CRO (1)	CZE (1)	FRA (1)	GBR (1)	GER (2)	HUN (1)	ITA (2)
LAT (2)	NED (1)	NZL (1)	POL (1)	ROM (1)	RUS (2)	SUI (2)	SVK (1)	USA (2)	

Records Prior to the Games										
	Start Record					Track Record				
Time	4.68					55.54				
Date	23 JAN 2005					23 JAN 2005				
NOC Code/ Names	SUI	ANNEN Martin, GEES Andi, HEFTI Beat, GRAND Cedric				SUI	ANNEN Martin, GEES Andi, HEFTI Beat, GRAND Cedric			

New Track Records						
Team	Crew			Start Record	Track Record	Heat Number
USA-1	HAYS Todd, JOVANOVIC Pavle, MESLER Steve, KREITZBURG Brock				55.43	1
CAN-1	LUEDERS Pierre, KOTYK Ken, ALEXANDER Morgan, BROWN Lascelles				55.34	1
RUS-1	ZOUBKOV Alexandre, EGOROV Philipp, SELIVERSTOV Alexej, VOEVODA Alexey				55.22	1
GER-1	LANGE Andre, HOPPE Rene, KUSKE Kevin, PUTZE Martin				55.20	1
GER-2	SPIES Rene, HEYDER Christoph, KUEHN Enrico, METZGER Alexander				54.91	3
GER-1	LANGE Andre, HOPPE Rene, KUSKE Kevin, PUTZE Martin				54.80	3


Weather Conditions										
	17:00	17:30	17:45	18:00	18:15	18:30	18:45	19:30	19:45	20:00
Overall Weather Conditions	mdy	mdy	mdy	mdy	mdy	mdy	mdy	pc	pc	pc
Air Temperature (°C/F)	-1.3/29	-1.3/29	-2.1/28	-1.7/28	-1.9/28	-2.2/28	-2/28	-2.3/27	-3.7/25	-3.9/24
Ice Temperature (°C/F)	-3.6/25	-3.6/25	-3.6/25	-3.6/25	-3.2/26	-3.2/26	-3.2/26	-3.5/25	-3.6/25	-4.2/24
Humidity	81	86	85	88	86	89	88	87	88	88
Wind Direction	W	N	N	NW	NW	N	W	E	E	E
Wind Speed (m/s)	0.3	0.6	0.7	0.2	0.2	0.3	0.2	0.2	0.2	0.9
Precipitation Accumulation (cm/in per hour)	/	/	/	/	/	/	/	/	/	/

Jury Decisions									
Explanation	Heat:	Bib:	Team	Heat:	Bib:	Team	Heat:	Bib:	Team
		None							

List of Officials			
FIBT President	STOREY Robert	FIBT Secretary General	GARDELLA Ermanno
Technical Delegate	DAL FABBRO Corrado	Technical Delegate	TRACHSEL Hans Joerg
President of the Jury	SCHULTE Manfred	Member of the Jury	MATTLI Jos
Member of the Jury	CARLINO Anthony	Jury Assistant	FRANK Johann Michael
Jury Assistant	MORIN Benoit P	Race Director	WERTH Georg
Technical Official	CUNEO Robert Charles	Technical Official	NITSCH Michael
Technical Official	FERRIS Monty	Technical Official	BUSSE James Robert
Technical Official	GIGACHER Hermann	Physician	McDONAGH David

NOTES
In the listing of team names, the pilot is always shown first.

LEGEND			
E	East	mdy	Mostly cloudy
N	North	W	West
pc	Partly cloudy	NW	North-West


RECORDS / RECORDS


CESANA PARIOL As of SAT 25 FEB 2006 / En date du SAM 25 FEV 2006

Prior to the Games					
Team Names	NOC Code	Start Record	Track Record	Date	Heat Number
ANNEN Martin, GEES Andi, HEFTI Beat, GRAND Cedric	SUI	4.68		23 JAN 2005	
ANNEN Martin, GEES Andi, HEFTI Beat, GRAND Cedric	SUI		55.54	23 JAN 2005	

During the Games					
Team Names	Team	Start Record	Track Record	Date	Heat Number
HAYS Todd, JOVANOVIC Pavle, MESLER Steve, KREITZBURG Brock	USA-1		55.43	24 FEB 2006	1
LUEDERS Pierre, KOTYK Ken, ALEXANDER Morgan, BROWN Lascelles	CAN-1		55.34	24 FEB 2006	1
ZOUBKOV Alexandre, EGOROV Filipp, SELIVERSTOV Alexej, VOEVODA Alexey	RUS-1		55.22	24 FEB 2006	1
LANGE Andre, HOPPE Rene, KUSKE Kevin, PUTZE Martin	GER-1		55.20	24 FEB 2006	1
SPIES Rene, HEYDER Christoph, KUEHN Enrico, METZGER Alexander	GER-2		54.91	25 FEB 2006	3
LANGE Andre, HOPPE Rene, KUSKE Kevin, PUTZE Martin	GER-1		54.80	25 FEB 2006	3

NOTES

In the listing of team names, the pilot is always shown first.



OFFICIAL COMMUNICATION / COMMUNIQUE OFFICIEL

4Man Training heat 2 delayed

Item: 1

The second heat of the 4man training was delayed by approx. 25 minutes because the first heat took longer than expected.


Issued by: Race Director
Time: 10:45
Date: 21 FEB 2006

This decision affects:

RESULTS
SCHEDULE
OTHER

X

Note:



OFFICIAL COMMUNICATION / COMMUNIQUE OFFICIEL

Crew replacement (CRO-1)

Item: 2

In the Croatian team VOJNOVIC was replaced by OSMANOVIC due to injury.

Issued by: Race Director
Time: 16:30
Date: 25 FEB 2006

This decision affects:

RESULTS
SCHEDULE
OTHER

<input type="checkbox"/>
<input type="checkbox"/>
<input checked="" type="checkbox"/>

Note:

Copyright, © 2009, LA84 Foundation of Los Angeles

Notes on the digitized version of the Official Report of the XX Olympic Winter Games Torino 2006 – Sports Results.

The sport results of the XX Olympic Winter Games Torino 2006 were generated from the CD-ROM Results Book XX Olympic Winter Games Torino 2006.

The sport results of the XX Olympic Winter Games Torino 2006 was digitized by the LA84 Foundation with the permission of the Comitato per l'Organizzazione dei XX Giochi Olimpici Invernali Torino 2006 (Organising Committee for the XX Olympic Winter Games Torino 2006) and the International Olympic Committee. The Comitato per l'Organizzazione dei XX Giochi Olimpici Invernali Torino 2006 is the copyright owner of the sport results.

Sports results for the bobsleigh, luge and skeleton were reprinted and scanned into PDF files from the original CD-ROM Results Book XX Olympic Winter Games Torino 2006.

Selecting a topic heading will take you to the corresponding section in the document.

Profile of the digital version:

File name: Bobsleigh.pdf

File size: 8,276 KB

Format: Portable Document Format (PDF) 1.4 (Adobe Acrobat 5.0)

Source document: Official Report of the XX Olympic Winter Games Torino 2006, CD-ROM Results Book.

Creation Platform: Windows XP

Creation Date: March 2009

Conversion Software: Adobe Acrobat

Image Resolution: unknown

Digital Fonts: unknown