

# VIRGINIA TECH

## 2006 FOOTBALL

*Hokies and Bulldogs to clash in the Georgia Dome*

#T-25/ARV (AP) Georgia Bulldogs (8-4, 4-4 SEC) vs.

#14/#14 (AP) Virginia Tech Hokies (10-2, 6-2 ACC)

GAME 13: Saturday, Dec. 30, 2006 • 8 PM

Georgia Dome (71,959)

Atlanta, Ga.

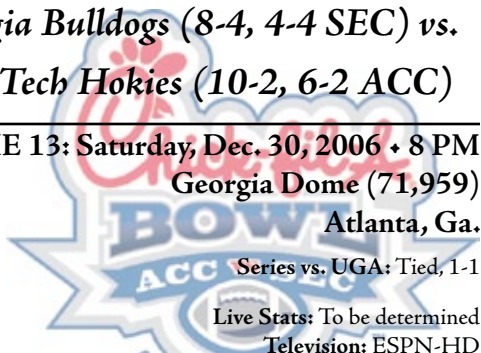
Series vs. UGA: Tied, 1-1

Live Stats: To be determined

Television: ESPN-HD

Announcers: Ron Franklin (PBP); Ed Cunningham (color); Dr. Jerry Punch (sideline)

Radios: Virginia Tech ISP Sports Network; ESPN National Radio



### THE CHECKLIST

- ✓ The two first met in 1931 in a series that is tied 1-1.
- ✓ Tech has appeared in the former Peach Bowl twice before, posting a 1-1 record.
- ✓ The two met as members of the Southern Conference in 1931 before UGA split to form the Southeastern Conference in 1932.
- ✓ Three Hokies are from the state of Georgia.
- ✓ This will be Tech's 14th straight bowl appearance, a current streak just three other schools are on.

### THE SERIES

• Virginia Tech and the University of Georgia will be meeting for the third time when they meet in the Chick-fil-A Bowl on Dec. 30 with the series tied 1-1.

• The series began in 1931 when the two schools met as members of the Southern Conference. That year, the Bulldogs blanked Tech at Athens, 40-0.

• The following year, Georgia split from the Southern Conference to join the newly formed Southeastern Conference. The two still met in 1932 with the Hokies leaving Athens with a 7-6 win.

### PEACH/CHICK-FIL-A BOWL HISTORY

• Formerly known as the Peach Bowl, Chick-fil-A bought the naming rights to the bowl starting this year.

• Tech played twice in the Peach Bowl, posting a 1-1 record.

• Following the 1980 season, the Hokies met the University of Miami at Atlanta-Fulton County Stadium, falling 20-10 on Jan. 2, 1981.

• In 1986, Tech kicker Chris Kinzer connected on a 40-yard field goal as time expired to lift the Hokies to a 25-24 win over NC State for Tech's first bowl victory.

### GEORGIA TIES

• Tech has three players on its roster from the Peach State: starting offensive guard Sergio Render (Newnan), rover Dorian

Porch (Calhoun) and safety Mario Edwards (Atlanta). Render has started all 12 games at right guard and Porch is a regular on several special teams units. Edwards is redshirting.

### FROM MAROON TO RED

• Georgia will have a familiar face on its sidelines in running backs coach Tony Ball. Ball is in his first year with the Bulldogs after spending the previous eight seasons (1998-2005) as the receivers coach at Virginia Tech.

### THE GAME ON TV

• The Chick-fil-A Bowl between Georgia and Virginia Tech will be televised nationally by ESPN-HD. Ron Franklin will handle the play-by-play with Ed Cunningham serving as the color analyst and Dr. Jerry Punch providing sideline commentary.

• Virginia Tech is 34-13 all-time in games televised by ESPN, including 2-1 this year.

### COUNTDOWN TO KICKOFF

- 10 Virginia Tech and Southern Cal are currently the only two teams in Division I-A to have won 10 or more games each of the past three seasons.
- 9 Nine players on Tech's 2006 defensive unit have scored touchdowns during their Tech careers.
- 8 Virginia Tech will be playing in its eighth different bowl game under head coach Frank Beamer.
- 7 Sean Glennon is the seventh quarterback in Tech history to pass for over 2,000 yards in a season.
- 6 Tech is one of just six schools to produce two No. 1 draft picks in the NFL draft since 1980, joining Southern Cal, Ohio State, Penn State, Miami and Auburn.
- 5 The Hokies are 5-0 this season when they score a defensive or special teams touchdown.
- 4 The Hokies are one of four teams who have earned bowl bids each of the last 14 seasons, joining Michigan, Florida and Florida State.
- 3 Tech will be appearing in its third bowl game in Atlanta, having played in the Peach Bowl following the 1980 season and in the New Peach Bowl game in 1986.
- 2 During Tech's last six games, the Hokie defense has scored two touchdowns and allowed two touchdowns.
- 1 Virginia Tech is ranked No. 1 in total defense at the end of the regular season for the second straight season.

**COACH FRANK BEAMER**

• **Frank Beamer** (Virginia Tech '69), whose Tech teams have posted a 132-41 record over the past 13+ seasons and appeared in bowl games each year in that span, is in his 20th year as the head football coach at Virginia Tech. Beamer has guided the Hokies to a 156-81-2 record.

He became Tech's winningest football coach in 1997 when the Hokies defeated Arkansas State, 50-0.

Under Beamer, Tech football has enjoyed unprecedented success with 14 consecutive bowl appearances, an ACC title, an ACC Coastal Division crown, three BIG EAST Conference titles and a trip to the national championship game.

Tech won the BIG EAST title in 1995 and 1999 and shared it in '96.

Beamer was voted BIG EAST Coach of the Year by the league's coaches each of those seasons and was tabbed the ACC Coach of the Year in both 2004 and 2005.

In 1997, he was inducted into The Virginia Tech Sports Hall of Fame and following the 1999 season, he earned eight national coach of the year honors.

Beamer's Hokies have earned the highest national rankings in the program's history, earning a top 10 ranking in the AP poll at some point during each of the past seven years.

During one stretch, Tech was ranked in 84 consecutive AP polls.

Last year, Tech won the ACC's Coastal Division and earned a spot in the league's championship game. The Hokies won a school-record tying 11 games, including the Toyota Gator Bowl, finishing the season ranked seventh in the country.

For his efforts, he was awarded the league's coach of the year award for the second time in as many years.

In 2004, Tech went a surprising 10-3 in a season highlighted by an eight-game winning streak that led to Tech's ACC championship and a trip to the Nokia Sugar Bowl.

During the 2000 season, the Hokies posted an 11-1 record that included a 41-20 win over Clemson in the Gator Bowl.

In 1999, Tech marched to an 11-0 regular-season mark before losing a hard-fought 46-29 game to Florida State for the national title in the Sugar Bowl. The Hokies ended the '99 season ranked No. 2 by AP.

Another highlight came when Tech beat Texas, 28-10, in the 1995 Sugar Bowl and finished 10-2. The bowl streak started in '93 when Tech beat Indiana in the Independence Bowl to cap a 9-3 season.

Beamer returned to his alma mater in December 1986 after a six-year stint as the head coach at Murray State University, where he compiled a 42-23-2 mark.

**The Beamer File**

**PERSONAL:**

Born: 10/18/46, Mt. Airy, N.C.  
 Hometown: Hillsville, Va.  
 Wife: former Cheryl Oakley  
 Children: Shane, Casey

**EDUCATION:**

High School: Hillsville (1965)  
 College: Virginia Tech (1969)  
 Postgraduate: Radford University (1972)

**PLAYING EXPERIENCE:**

Virginia Tech (1966-68)

**COACHING EXPERIENCE:**

1972 Graduate Assistant, Maryland  
 1973-76 Assistant Coach, The Citadel  
 1977-78 Defensive Coordinator, The Citadel  
 1979-80 Defensive Coordinator, Murray State

**1981-86 Head Coach, Murray State**

1981 (8-3)  
 1982 (4-7)  
 1983 (7-4)  
 1984 (9-2)  
 1985 (7-3-1)  
 1986 (7-4-1) Ohio Valley co-champs

**Record at Murray State: 42-23-2 (six years)**

**1987- Head Coach, Virginia Tech**

1987 (2-9)  
 1988 (3-8)  
 1989 (6-4-1)  
 1990 (6-5)  
 1991 (5-6)  
 1992 (2-8-1)  
 1993 (9-3) Indep. Bowl champs  
 1994 (8-4) Gator Bowl

1995 (10-2) BIG EAST champs, Sugar Bowl champs  
 1996 (10-2) BIG EAST co-champs, Orange Bowl  
 1997 (7-5) Gator Bowl  
 1998 (9-3) Music City Bowl champs  
 1999 (11-1) BIG EAST champs, Sugar Bowl  
 2000 (11-1) Gator Bowl champs  
 2001 (8-4) Gator Bowl  
 2002 (10-4) San Fran. Bowl champs  
 2003 (8-5) Insight Bowl  
 2004 (10-3) ACC champs, Sugar Bowl  
 2005 (11-2) Gator Bowl champs  
 2006 (10-2) Chick-fil-A Bowl

**Record at Virginia Tech: 156-81-2 (20th year)**

**Record (overall): 198-104-4 (26th year)**

**BOWL EXPERIENCE:**

**Player**

1966 Liberty (VT vs. Miami)  
 1968 Liberty (VT vs. Mississippi)

**Coach**

1993 Independence (VT vs. Indiana)  
 1994 Gator (VT vs. Tennessee)  
 1995 Sugar (VT vs. Texas)  
 1996 Orange (VT vs. Nebraska)  
 1997 Gator (VT vs. North Carolina)  
 1998 Music City (VT vs. Alabama)  
 1999 Sugar (VT vs. Florida State)  
 2000 Gator (VT vs. Clemson)  
 2001 Gator (VT vs. Florida State)  
 2002 San Francisco (VT vs. Air Force)  
 2003 Insight (VT vs. California)  
 2004 Sugar (VT vs. Auburn)  
 2005 Gator (VT vs. Louisville)  
 2006 Chick-fil-A (VT vs. Georgia)

During his undergraduate days at Tech, Beamer started three years as a cornerback and played on the Hokies' 1966 and 1968 Liberty Bowl teams.

The 60-year-old Hillsville, Va., native began his collegiate coaching career as a graduate assistant at Maryland in 1972. He held assistant coaching positions at The Citadel and Murray State before being named MSU's head coach in 1981.

Beamer is married to the former Cheryl Oakley of Richmond, Va. They have two children, Shane, a former member of his dad's football team at Tech and now a running backs coach and recruiting coordinator at Mississippi State University; and daughter Casey, a 2003 graduate of Virginia Tech.

Beamer had his No. 25 jersey retired by Tech in a pregame ceremony before the Marshall game in 2002.

**STABILITY AT THE TOP**

• **Frank Beamer**, the first Tech alumnus to guide Virginia Tech's football program since the 1940s, has coached and won more football games at Tech than any other coach.

• Only three of the 119 active Division I-A head football coaches have been at their

current school longer than Beamer. Those coaches are: Joe Paterno (40 yrs., Penn State); Bobby Bowden (30 yrs., Florida State); and Fisher DeBerry (22 yrs., Air Force).

• Prior to Beamer, no other grid coach in Tech history had served more than 10 seasons as head coach.

**The Opposing Coach**

**GEORGIA COACH MARK RICHT**

• **Mark Richt** (Miami '82) is in his sixth season as the head football coach at the University of Georgia, where his current record is 60-17.

• He began his collegiate coaching career as a graduate and volunteer assistant at Florida State before earning his first full-time job in 1989 as the offensive coordinator at East Carolina. He spent just one year there before moving back to Tallahassee to be the quarterbacks coach at FSU from 1990-2000. He added the title of offensive coordinator for the Seminoles in 1994, a position he held until taking the head coaching job at UGA in 2001.

• Richt's teams have won two SEC titles in his time in Athens, winning or tying for the division title three times.





### The Coaches



Frank Beamer .....	Coach .....	Mark Richt
Virginia Tech .....	School .....	Georgia
Virginia Tech ('69) .....	Alma Mater .....	Miami ('82)
156-81-2 (20th year) .....	Record at School .....	60-17 (sixth year)
198-104-4 (26th year) .....	Overall Record .....	60-17 (sixth year)
0-0 .....	Record vs. the opponent .....	0-0

### Rushing = Outcome?

• Under head coach Frank Beamer (239 games), the Hokies are 137-27-2 when outrushing their opponents, 18-54 when being outrushed and 1-0 when the rushing total is even.

• In Tech's current 13-year bowl run (since 1993), Tech is 117-12 when outrushing its opponents, 14-29 when being outrushed and 1-0 when the rushing total is even.

• In its current 13-year bowl run (since 1993), Tech is 83-6 when rushing for 200 yards or more, including 7-0 last year and 2-0 this year.

• Since 1999, the Hokies are 72-5 when outrushing their opponent and 7-16 when being outrushed.

### FEWEST OFFENSIVE TOUCHDOWNS ALLOWED since the start of the 2004 season

Virginia Tech .....	43
Penn State .....	54
Alabama .....	57
Auburn .....	57
North Carolina State .....	66

### MOST INTERCEPTIONS since the start of the 2000 season

Virginia Tech .....	135
Oklahoma .....	126
Southern California .....	119
Miami .....	119



### Comebacks Under Beamer

Last win after trailing after 1st quarter:	
Louisville (2005) .....	trailed 14-3 .....
Last win after trailing after 1st half:	
Cincinnati (2006) .....	trailed 10-5 .....
Last win after trailing after 3rd quarter:	
Cincinnati (2006) .....	trailed 13-12 .....
Biggest comeback wins:	
14 points .....	Syracuse (2000) .....
14 points .....	Georgia Tech (2004) .....
15 points .....	Virginia (1995) .....

### Hokie Trends

	2006	Beamer
August	0-0	4-1
September	4-1	54-21-1
October	2-1	50-23-1
November	4-0	41-26
December	0-0	5-6
January	0-0	2-4
<b>VT's Conference (Big East/ACC) Record</b>		
at home	3-1	41-12
on the road	3-1	38-18
neutral	0-0	1-0
<b>VT's Non-Conference Record</b>		
at home	4-0	53-16-1
on the road	0-0	17-25-1
neutral	0-0	6-10
<b>VT's Record When Ranked by AP</b>		
at home	5-1	57-12
on the road	3-1	40-15
neutral	0-0	6-6
<b>VT vs. Ranked Opponents (AP)</b>		
at home	1-1	17-12-1
on the road	1-0	8-16
neutral	0-0	4-7
<b>VT's Record in Games ...</b>		
decided by 4-7 pts.	1-0	28-31-2
decided by 3 or less pts.	0-0	11-16-2
In domed stadiums	0-0	5-12
On television	9-2	104-46
<b>VT's Record When Scoring ...</b>		
less than 20 points	2-1	13-45-2
20-24 points	2-0	22-19
25+ points	6-1	121-17
<b>VT's Record When Allowing ...</b>		
less than 14 points	10-0	91-5-1
14-24 points	0-1	54-21-1
25+ points	0-1	12-55
<b>VT's Record When ...</b>		
Leading after the 1stQ	7-0	105-30
Leading at the half	9-0	128-21
Leading after the 3rdQ	9-0	143-14-1
Trailing after the 1stQ	0-1	24-36-2
Trailing at the half	1-2	18-54
Trailing after the 3rdQ	1-2	9-62
Tied after the 1stQ	3-1	27-15
Tied at the half	0-0	10-6-2
Tied after the 3rdQ	0-0	4-5-1
Playing an OT game	0-0	2-1
Scoring first	7-0	115-29-1
Opponent scores first	3-2	41-52-1
Outrushing opponent	8-0	137-27-2
Being outrushed	2-2	18-54
Rushing total is even	0-0	1-0
Blocking a kick	4-0	53-13
Scoring a def/ST TD	5-0	60-8

### Where Beamer Ranks

#### Active NCAA Coaches BY WINS

min. 5 years as D-I head coach; 4-year schools only

365	Bobby Bowden (Florida State)
362	Joe Paterno (Penn State)
<b>198</b>	<b>Frank Beamer (Virginia Tech)</b>
197	Jim Tressel (Ohio State)
185	Chris Ault (Nevada)
180	Dennis Franchione (Texas A&M)
178	Mack Brown (Texas)
178	Joe Glenn (Wyoming)
169	Fisher DeBerry (Air Force)
168	Dick Tomey (San Jose State)

#### Active NCAA Coaches BY BOWL APPEARANCES

including this year's bowls

33	Joe Paterno (Penn State)
28	Bobby Bowden (Florida State)
<b>14</b>	<b>Frank Beamer (Virginia Tech)</b>
14	Phillip Fulmer (Tennessee)
14	Steve Spurrier (South Carolina)

### ACC Football Records

IN THE 2000s		SINCE 1990	
Miami	70-16	Florida St.	168-41-1
<b>VT</b>	<b>68-21</b>	Miami	159-43
BC	58-27	<b>VT</b>	<b>145-59-1</b>
Florida St.	58-28	Virginia	123-79-1
Maryland	53-29	Clemson	121-77-1
Clemson	52-30	GT	118-83-1
GT	52-34	NC St.	116-85-1
NC St.	49-35	BC	115-84-2
Virginia	46-38	UNC	110-89-1
Wake Forest	39-41	Maryland	91-101-1
UNC	32-50	Wake Forest	77-115
Duke	8-69	Duke	41-146-1



**SCORING STREAK**

• Tech has scored in a school record 147 straight football games, beginning with a 13-7 win over the University of Miami on Sept. 23, 1995. The streak began after a 16-0 loss to Cincinnati at Lane Stadium in 1995.

• The previous school record was 66 straight games, which started in 1970 and ran into the 1976 season.

• During its current streak, Tech has scored 13 or more points in all but five games — UNC (1998 Gator Bowl, L, 42-3), at Pittsburgh (2001, L, 38-7), at West Virginia (2003, L, 28-7), Miami (2005, L, 27-7) and at Boston College (2006, L, 22-3).

**ACADEMICS COME FIRST**

• Tech players who graduated either prior to the season or did in December, have worn an orange mortar board and tassel sticker on their helmets all season.

• Four seniors — **Danny McGrath, Mason Baggett, Brandon Pace** and **Nick Leeson** — earned their degrees prior to the first game.

• McGrath graduated in three years, graduating in Spring '05 and is nearing completion on a Master's degree. In addition, both Baggett and Pace are working on Master's degrees.

• Five other seniors — **David Clowney, Brandon Frye, Brandon Gore, Nic Schmitt** and **Cary Wade** — graduated in December to bring the total number of graduates playing in this year's bowl game for the Hokies up to nine.

**TECH IN THE POLLS**

• Tech finished the '99 season rated No. 2 by AP and No. 3 by the coaches and climbed as high as No. 2 in 2000, both all-time highs.

• Tech has been ranked a total of 188 voting periods by the AP since the beginning of the 1993 season. When **Frank Beamer** took over in 1987, Tech had been ranked a total of 12 weeks during the first 49 years of the AP poll. Tech has been ranked in 133 of the last 150 AP polls.

**Quarterback Records Under Beamer  
(by percentage)**

Name	Years	Record	Pct.
Vick, Michael	1999-00	21-1	.955
Vick, Marcus	2005	11-2	.846
Glennon, Sean	2006	10-2	.833
Druckenmiller, Jim	1995-96	20-4	.833
Sorensen, Nick	1997-98	3-1	.750
Noel, Grant	2001-02	10-4	.714
Randall, Bryan	2002-04	26-12	.684
Meyer, Dave	1998-00	2-1	.667
Clark, Al	1997-98	12-7	.632
DeShazo, Maurice	1992-94	19-14-1	.586
Young, Cam	1989	3-3	.500
Furrer, Will	1989-91	16-18-1	.486
Wooten, Rodd	1989, 91	1-2	.333
Chapman, Eric	1987	2-9	.182
Koel, Treg	1992	0-1	.000
Totals	1987-06	156-81-2	.657

**2006 Atlantic Coast  
Conference Standings  
(as of Dec. 3)**

**COASTAL DIVISION**

Team	Conf.	Overall
# Georgia Tech	7-1	9-4
Virginia Tech	6-2	10-2
Virginia	4-4	5-7
Miami	3-5	6-6
North Carolina	2-6	3-9
Duke	0-8	0-12

**ATLANTIC DIVISION**

Team	Conf.	Overall
%# Wake Forest	6-2	11-2
Maryland	5-3	8-4
Boston College	5-3	9-3
Clemson	5-3	8-4
Florida State	3-5	6-6
North Carolina State	2-6	3-9

% - won ACC Championship  
# - clinched division title

**This Postseason in the ACC**

- December 27, 2006 • 8 PM • ESPN**  
Florida State vs. UCLA; Emerald Bowl
- December 29, 2006 • 1 PM • ESPN**  
Clemson vs. Kentucky; Music City Bowl
- December 29, 2006 • 8 PM • ESPN**  
Maryland vs. Purdue; Champs Sports Bowl
- December 30, 2006 • 1 PM • ESPN**  
Boston College vs. Navy; Meineke Car Care Bowl
- December 30, 2006 • 8 PM • ESPN**  
Virginia Tech vs. Georgia; Chick-fil-A Bowl
- December 31, 2006 • 7:30 PM • ESPN**  
Miami vs. Nevada; MPC Computers Bowl
- January 1, 2007 • 1 PM • CBS**  
Georgia Tech vs. West Virginia; Gator Bowl
- January 2, 2007 • 8 PM • FOX**  
Wake Forest vs. Louisville; Orange Bowl

**Watching the Opponents**

- NORTHEASTERN (5-6)** Season Complete
- NORTH CAROLINA (3-9)** Season Complete
- DUKE (0-12)** Season Complete
- CINCINNATI (7-5)** vs. Western Michigan  
International Bowl
- GEORGIA TECH (9-3)** vs. West Virginia  
Toyota Gator Bowl
- BOSTON COLLEGE (9-3)** vs. Navy  
Meineke Car Care Bowl
- SOUTHERN MISS (8-5)** vs. Ohio  
GMAC Bowl
- CLEMSON (8-4)** vs. Kentucky  
Music City Bowl
- MIAMI (6-6)** vs. Nevada  
MPC Computers Bowl
- KENT STATE (6-6)** Season Complete
- WAKE FOREST (10-2)** vs. Louisville  
FedEx Orange Bowl
- VIRGINIA (5-7)** Season Complete

**What's a Hokie?**

That's the most often-asked question regarding Virginia Tech athletics. The answer leads all the way back to 1896 when Virginia Agricultural and Mechanical College changed its name to Virginia Polytechnic Institute.

With the change came the necessity for writing a new cheer and a contest for such a purpose was held by the student body. Senior O.M. Stull won first prize for his "Old Hokie" yell which still is used today.

Later, when asked if "Hokie" had any special meaning, Stull explained the words he used had no hidden or symbolic meaning, but had been thought up in an effort to get attention. Hokie soon became a nickname for all Tech teams and for those people loyal to Tech athletics.

Following is the "Old Hokie" yell in its original form:

**Hoki, Hoki, Hoki Hy!**  
**Tech! Tech! V.P.I.!**  
**Sola-Rex Sola-Rah**  
**Polytech-Vir-gin-i-a!!**  
**Rae, Ri, V.P.I.**

**Just Virginia Tech, Please**

While the full name of the school is Virginia Polytechnic Institute and State University, the school is commonly referred to as "Virginia Tech."

Founded in 1872, as Virginia Agricultural and Mechanical College, the university changed its name to Virginia Polytechnic Institute in 1896.

Fans of the athletic department, as well as media covering the Hokies, shortened the name to VPI, but it eventually became Virginia Tech.

The "State University" was added in 1970 to bring the official title to what it is today.

Those covering Hokie athletics are asked to refer to the university as simply "Virginia Tech."

**Virginia Tech University, VPI and SU, VPI&SU, VT or VA Tech are not recognized names and should not be used.**



### 2006 Schedules & Results

#### Virginia Tech (10-2; 6-2 ACC):

- hW 38- 0 Northeastern
- aW 35-10 North Carolina\*
- hW 36- 0 Duke\*
- hW 29-13 Cincinnati
- hL 27-38 Georgia Tech\*
- aL 3-22 Boston College\*
- hW 36- 6 Southern Miss
- hW 24- 7 #10 Clemson\*
- aW 17-10 Miami\*
- hW 23- 0 Kent State
- aW 27- 6 #14 Wake Forest\*
- hW 17- 0 Virginia\*

#### Georgia (8-4; 4-4 SEC)

- hW 48-12 Western Kentucky
- hW 18- 0 South Carolina\*
- hW 34- 0 Alabama-Birmingham
- hW 14-13 Colorado
- aW 14- 9 Ole Miss\*
- hL 33-51 Tennessee\*
- hL 22-24 Vanderbilt\*
- hW 27-24 Mississippi State\*
- nL 14-21 Florida\*
- aL 20-24 Kentucky\*
- aW 37-15 Auburn\*
- hW 15-12 Georgia Tech

\* Conference games

### 2005 Results

#### Virginia Tech (11-2; 7-1 ACC):

- aW 20-16 NC State\*
- aW 45- 0 Duke\*
- hW 45- 0 Ohio
- hW 51- 7 #15 Georgia Tech\*
- aW 34-17 West Virginia
- hW 41-14 Marshall
- aW 28- 9 Maryland\*
- hW 30-10 #13 Boston College\*
- hL 7-27 #5 Miami\*
- aW 52-14 Virginia\*
- hW 30- 3 North Carolina\*
- nL 22-27 Florida State (ACC)
- nW 35-24 Louisville (Gator Bowl)

#### Georgia (10-3; 6-2 SEC)

- hW 48-13 Boise State
- hW 17-15 South Carolina\*
- hW 44- 7 Louisiana-Monroe
- aW 23-10 Mississippi State\*
- aW 27-14 Tennessee\*
- aW 34-17 Vanderbilt\*
- hW 23-20 Arkansas\*
- nL 10-14 Florida\*
- hL 30-31 Auburn\*
- hW 45-13 Kentucky\*
- aW 14- 7 Georgia Tech
- nW 34-14 LSU (SEC)
- nL 35-38 West Virginia (Sugar Bowl)

\* Conference games

### 147 & Counting

• Virginia Tech currently has the 13th-longest active scoring streak in NCAA Division I-A football, standing at 147 games. For more on the streak, see page 4.

1. Michigan	274	9. Utah	162	Pittsburgh	124
2. Washington State	261	Ohio State	161	18. Kansas State	123
3. Oregon	257	11. Tennessee	158	19. Georgia Tech	118
4. Florida	229	12. Miami Univ. (OH)	149	20. Boise State	117
5. Colorado	222	<b>13. Virginia Tech</b>	<b>147</b>	21. Texas Tech	113
6. TCU	174	14. NC State	139	22. Southern California	112
Nevada	174	15. Arkansas	132	23. Wake Forest	105
8. Air Force	167	16. Wisconsin	124	Oklahoma	105
				25. Boston College	104

### Tech on the Tube

Overall Television Record.....	118-58	.670
Last Eight Seasons (since start of 1999 season) .....	69-22	.758
Overall Games.....		101
Percent of Games Played Televised.....	91 games	90.1%
Under Coach Beamer .....	104-46	.693
Home Television Record.....	65-19	.774
Away Television Record.....	45-25	.643
Neutral Television Record .....	8-14	.364
Virginia Tech on ESPN.....	34-13	.723
Virginia Tech on ESPN2.....	15-3	.833
Virginia Tech on ABC.....	11-15	.423
Virginia Tech on Jefferson-Pilot/Raycom/Lincoln Financial .....	7-3	.700
Virginia Tech on NBC.....	2-2	.500
Virginia Tech on ESPNU .....	4-0	1.000

#### TECH IN OVERTIME

9/19/97	at Miami	27- 20	W	OT
11/9/02	at Syracuse	42- 50	L	3OT
11/15/03	at Temple	24- 23	W	OT

### The Series vs. Georgia

Series ties, 1-1

1931	aL	0- 40
1932	aW	7- 6

### Fourteen Bowls in a Row

• With its 10-win season in 2006, Virginia Tech is now one of only four teams to go to 14 bowls in the last 14 seasons. The other three teams are Florida, Florida State and Michigan.

#### BLOCKED KICKS SINCE THE START OF THE 2000 SEASON

1. Texas .....	46
2. NC State .....	41
3. Virginia Tech .....	37
4. Air Force.....	36
5. Syracuse.....	30

### Pronunciation Guide

XAVIER ADIBI .....	ZAY-vee-ur uh-DEE-bee	HIVERA Green.....	Hah-vee-air (Javier)
Jason ADJEPONG .....	ADD-juh-pong	ELAN Lewis.....	EE-lin
Mason BAGGETT.....	BAG-it	ORION Martin.....	Oh-RYE-in (O'Ryan)
NEKOS BURN.....	NEE-kose	Branden ORE.....	Orr
Noland BURCHETTE.....	bur-CHET	Aaron ROUSE.....	rhymes with house
JAHRE Cheeseman .....	jah-REE	CORDARROW Thompson .....	Core-DARE-oh
Jared DEVELLI.....	duh-VELL-eee	STEPHAN Virgil.....	Steh-FAHN
Jud DUNLEVY.....	DUN-lee-vee	BEAU Warren.....	BO

#### IN ELITE COMPANY

• With their win over Virginia, the Hokies joined some elite company by picking up their 10th win for the third consecutive year.

• Only Southern Cal (11-1) can make that same claim with Texas, at 9-3, joining the club with a bowl game victory.

• Tech posted 10 wins in 2004, 11 last year and have 10 so far this year.

### Who's Up? Who's Down?

#### ON THE FIELD

Frank Beamer .....	head coach
Bud Foster .....	defensive coordinator/ILBs
Billy Hite.....	asst. head coach/RBs
Curt Newsome.....	offensive line
Mike O'Cain.....	quarterbacks
Charley Wiles.....	defensive line

#### IN THE BOOTH

Kevin Sherman .....	wide receivers
Jim Cavanaugh .....	rovers/whips
Bryan Stinespring .....	off. coordinator/TEs
Torrian Gray.....	defensive backs







**#18 Brandon Flowers** • r-So. • CB

First-team All-ACC  
Third-team AP All-American  
Honorable mention A-A by SI.com

- Leads the ACC with 21 passes defended
- Has three interceptions, including two against Miami
- Is tied for the team lead with 3.5 sacks
- Also has 7.5 tackles for loss, two quarterback hurries and a forced fumble
- Has 18 pass break-ups, second in the nation



**#9 Vince Hall** • r-Jr. • LB

First-team All-ACC • Dudley Award  
Honorable mention A-A by SI.com

- Leads the Atlantic Coast Conference in tackles per game with 9.6
- Voted the top player in the state this year
- Has 115 total tackles this year, including 10.0 for loss and two sacks
- Also has eight quarterback hurries, two forced fumbles, one fumble recovery and a pass break up
- Had a career-high 15 tackles in the win over Kent State
- Has started 37 straight games
- Over the past two seasons, has recorded 227 tackles
- Second-team All-ACC as a sophomore



**#28 Branden Ore** • r-So. • TB

First-team All-ACC  
Honorable mention A-A by SI.com

- Two-time ACC Offensive Back of the Week
- Has rushed for 1,095 yards and 14 touchdowns on the season
- Has 14 catches for 203 yards and a TD
- Leads the ACC in all-purpose yards (118.0 ypg), second in rushing (99.5 ypg)
- Has rushed for 100+ yards in four games and 200+ yards twice
- The two 200-yard games came in a five-day stretch against Southern Miss (207 yards) and Clemson (203 yards), the nation's then-No. 1 rushing defense
- Is the first back in school history to post two 200-yard games in his career



**#11 Xavier Adibi**  
r-Jr. • LB

Second-team All-ACC

- Is second on the team with 78 tackles, including 5.5 TFL and three sacks
- Also has three interceptions, three pass break ups, five quarterback hurries, a fumble recovery and three forced fumbles
- Returned a fumble for a TD at Wake Forest
- Has started 25 straight games
- Has six interceptions for his career



**#76 Duane Brown**  
r-Jr. • OT

Second-team All-ACC


- One of the top tackles in the league
- Has started 25 straight games at left tackle after moving from tight end near the beginning of the 2005 preseason camp
- Has played 678 offensive snaps and 128 on special teams in 2006
- Has 22 knockdowns and has graded out at 87 percent
- Also is on the punt team, recording three stops



**#46 Brandon Pace**  
r-Sr. • PK

Second-team All-ACC

- Three-time Lou Groza Award semifinalist
- Has been one of the most consistent kickers in the country this year, connecting on 16-of-17 field goal attempts
- Dating back to last year, made 22 straight field goals to set a new school record
- That streak is the ACC's second longest streak ever
- Has made 34 of his last 37 field goals
- Is 34-for-36 on extra points with his only two misses being blocked
- Also has three touchbacks on six kickoffs



**#4 Eddie Royal**  
Jr. • Return Specialist

Second-team All-ACC  
Honorable mention A-A by SI.com

- Leads the ACC in punt returns, averaging 12.0 yards
- Had a 58-yard return for a touchdown against Duke
- Also averages 23.1 yards per kick return with a long of 55 yards
- Leads the team with 452 receiving yards, catching 27 passes and scoring three touchdowns

### The Storied Lunch Pail

♦ Taken with the Hokies wherever they go is the storied lunch pail. The Pail served as the inspiration for Tech's record-setting 1995 defense, symbolizing Tech's blue collar approach to defensive football. Every year since, a member of the defense has been responsible for toting a new Pail to everything football-related.



♦ In years past, the top point getter from the previous week would be responsible for the Pail. But the past two seasons, Darryl Tapp took the Pail and wouldn't give it up, saying "Until someone outworks me, I'm not giving it up." Tapp even took the Pail with him to Seattle, where he is a rookie with the Seahawks after **Bud Foster** gave it to him.

♦ Coach Rod Sharpless, then the co-defensive coordinator along with Foster, brought a lunch pail back from New Jersey and they decided that it would become the symbol of the 1995 defense. Sharpless' mother-in-law found the now famous original lunch pail in Mercerville, N.J., where it had belonged to a coal miner.

♦ The original Pail, along with an oversized replica, sit in Tech's Hall of Legends in the Merryman Center.

♦ That year, the players put their season and individual goals in the Pail and turf from road victories into the Pail as well. Now, the players put the unit goals, weekly goals, the keys to success for the week and sign a mission statement before the season ... plus the turf from road wins.

♦ A new Pail is put into service about every two years since it goes through so much each season.

♦ This year's Pail is the fifth since 1995.

♦ Following Tech's loss to Boston College, Foster took the Pail away from the defense and sat it in his offense. Since that game, Tech's defense has shot to No. 1 in the nation in total defense, scoring defense and passing defense, allowing just 29 points in the last six contests.

♦ They've posted four shutouts this year, but Foster won't give the Pail back to any of the players for fear of jinxing the hot streak the Hokies have been defensively.

♦ Fans have started mailing and bringing by old lunch pails to Foster, who now has half a dozen Pails waiting to be used.

### How They Match Up

(all stats used heading into bowl season)

VIRGINIA TECH		VS.	GEORGIA	
Avg.	Rank		Rank	Avg.
26.00	47	Scoring Offense vs. Scoring Defense	21	17.08
9.33	1	Scoring Defense vs. Scoring Offense	55	24.67
304.00	95	Total Offense vs. Total Defense	9	264.00
221.08	1	Total Defense vs. Total Offense	77	321.08
184.67	78	Passing Offense vs. Passing Defense	5	150.25
128.17	1	Passing Defense vs. Passing Offense	69	189.00
119.33	84	Rushing Offense vs. Rushing Defense	31	113.75
92.92	14	Rushing Defense vs. Rushing Offense	62	132.08

#### TECH AT NEUTRAL SITES

♦ Virginia Tech has a 144-119-19 record in football games played at neutral sites.

♦ Tech is 7-10 in neutral site games during Coach **Frank Beamer's** 20 seasons after last year's 35-24 victory over Louisville in the Toyota Gator Bowl at Alltel Stadium.

♦ Besides bowl games, where the Hokies are 6-7, Tech has played four other neutral site games under Beamer — a 33-20 loss to Florida State at Orlando, Fla., in 1991, a 38-16 win over Temple at RFK Stadium in Washington, D.C., during the 1995 season, a 24-13 loss to No. 1 USC in 2004 at FedEx Field in Landover, Md., to open the season and last year's ACC Championship game, a 27-22 loss to Florida State.

#### LOOKING AHEAD

♦ While there's still a game left, you can already begin to look at next year's squad. On offense, Tech will return eight starters, losing only left tackle **Brandon Frye**, center **Danny McGrath** and fullback **Jesse Allen**. Returning will be first-team All-ACC tailback **Branden Ore**, along with 2,000-yard passer **Sean Glennon** and four of Tech's top five receivers, along with All-ACC tackle **Duane Brown**.

♦ On defense, eight starters are scheduled to return to this year's No. 1 nationally ranked squad. The Hokies will lose only end **Noland Burchette**, whip linebacker **Brenden Hill** and rover **Aaron Rouse**. Three starters will return up front, along with the dynamic linebacking duo of **Vince Hall** and **Xavier Adibi**. The secondary will return three of four starters, including young cornerbacks **Brandon Flowers** and **Victor "Macho" Harris**.

♦ Tech will have to replace both kickers.  
♦ Tech will travel to LSU in its second game of the season and also face Georgia Tech, Duke, Virginia and Clemson on the road. Tech will host Florida State, Boston College, Miami, East Carolina, William & Mary, Ohio and North Carolina.

#### FAMILY LOVE

♦ Frank Beamer prides himself on Virginia Tech football being a family. Nothing drives home that point better than a look at Tech's current roster. Three sets of brothers are on the team and several players had fathers, cousins, uncles or brothers who played here.

##### Current Sets of Brothers

- ♦ Chad and Cody Grimm
- ♦ Cam and Orion Martin
- ♦ Brett and Beau Warren

##### Family Members Played at Tech

- ♦ Xavier Adibi (brother Nathaniel)
- ♦ Jonas Houseright (brothers Jake and Billy; father Bill, uncle Tom Beasley and cousin Chad Beasley)
- ♦ Scott King (father Billy, Sr. and brother Billy, Jr.)
- ♦ Nick Leeson (father Billy)
- ♦ Kenny Lewis, Jr. (father Kenny, Sr.)
- ♦ Cam and Orion Martin (uncle Bobby)
- ♦ Brett and Beau Warren (brother Blake)

#### Tech in the Polls

A look at Virginia Tech's position, week-by-week in both the Associated Press' and Coaches' Top 25 Polls.

	AP	Coaches
Pre	17 <sup>th</sup>	16 <sup>th</sup>
9/5	16 <sup>th</sup>	14 <sup>th</sup>
9/10	14 <sup>th</sup>	14 <sup>th</sup>
9/17	11 <sup>th</sup>	10 <sup>th</sup>
9/24	11 <sup>th</sup>	T-10 <sup>th</sup>
10/1	21 <sup>st</sup>	18 <sup>th</sup>
10/8	22 <sup>nd</sup>	17 <sup>th</sup>
10/15	ARV	ARV
10/22	ARV	ARV
10/29	23 <sup>rd</sup>	24 <sup>th</sup>
11/5	20 <sup>th</sup>	21 <sup>st</sup>
11/12	19 <sup>th</sup>	19 <sup>th</sup>
11/19	17 <sup>th</sup>	17 <sup>th</sup>
11/26	14 <sup>th</sup>	14 <sup>th</sup>
Fin. Reg. Season	14 <sup>th</sup>	14 <sup>th</sup>
Final		





### TECH INDOORS

- Tech has a 5-12 record in games played in domed stadiums.

- The Hokies are 1-2 in the Astrodome, 2-6 in the Carrier Dome, 0-1 in Bank One Ballpark and 2-3 in the Louisiana Superdome.

- Tech has lost its last four games indoors, losing to Florida State in the 2000 Sugar Bowl (Superdome), to Syracuse in 2002 (Carrier Dome), to California in 2003 in the Insight Bowl (Bank One Ballpark) and to Auburn in the 2005 Sugar Bowl (Superdome).

### SCORING FIRST

- Tech has won 29 straight games when scoring first. The last time Tech scored first and lost was against West Virginia in 2002.

### IN THE PEACH STATE

- Tech has a 3-3 record in games played in the state of Georgia: 1-1 at Athens against Georgia, 1-1 at Atlanta against Georgia Tech and 1-1 in the former Peach Bowl, played in Atlanta.

### AGAINST GEORGIA SCHOOLS

- Virginia Tech is 3-3 against teams from the state of Georgia, splitting a pair of games with the University of Georgia and splitting four games with Georgia Tech.

### TECH ON TURF

- The Georgia game will mark Virginia Tech's 51st game on artificial turf since head coach **Frank Beamer** took the helm in 1987.

- Tech has won 21 of its last 31 games on turf, but is just 26-24 on artificial turf under Beamer, including 1-1 this year after a loss at Boston College and a win at Wake Forest.

### GEORGIA ON TURF

- The bowl game will mark Georgia's seventh game on artificial turf since head coach Mark Richt took the helm in 2001.

- Georgia is 4-2 under Richt on turf after beating Ole Miss earlier this year and is 35-21-3 all-time in 59 games on turf.

### POSTSEASON RECORDS

- Georgia is 22-16-3 all-time in bowl games, 2-2 in the Chick-fil-A/Peach Bowl. The Bulldogs beat Maryland 17-16 in 1973 before falling to Syracuse 19-18 in 1989. Georgia's last two appearances in this bowl came against the University of Virginia, falling to the Cavaliers 34-27 in 1995 before beating them 35-33 in 1998.

- Georgia is 3-2 in bowl games under head coach Mark Richt following last year's 38-35 loss to West Virginia in the Sugar Bowl that was played in Atlanta.

- Virginia Tech is 7-12 in its bowl appearances following last year's 35-24, come-

from-behind victory over Louisville in the Toyota Gator Bowl. **Frank Beamer** is 6-7 in bowl games as Tech's head coach.

- This will be Tech's 20th appearance in a bowl as the Hokies have appeared in 10 different bowl games.

- Tech is 1-0 in the Music City and San Francisco Bowls, 1-1 in the Peach and Independence Bowls, 2-3 in the Gator Bowl, 1-2 in the Sugar, 0-1 in the Orange, Insight and Sun Bowls and 0-2 in the Liberty Bowl.

- Virginia Tech has played in seven different states for bowl games. Tech is 1-0 in California, 2-3 in Louisiana, 1-1 in Georgia, 1-2 in Tennessee, 2-4 in Florida and 0-1 in both Texas and Arizona.

### BOWL BITS

- Virginia Tech quarterback **Sean Glennon** (r-So., Centreville, Va.) will be Tech's third different quarterback to start a bowl game in the last three years. Marcus Vick got the start in last year's Gator Bowl and Bryan Randall started the previous three bowls (Sugar, Insight and Diamond Walnut San Francisco).

- Ten players who started last year's Toyota Gator Bowl are on Tech's 2006 Chick-fil-A Bowl roster. The four offensive players who started in last year's bowl were linemen **Duane Brown** (r-Jr., Richmond, Va.) and **Brandon Frye** (r-Sr., Myrtle Beach, S.C.), along with receivers **David Clowney** (Sr., Delray Beach, Fla.) and **Eddie Royal** (Jr., Centreville, Va.). The six defensive players who started against Louisville were linemen **Chris Ellis** (r-Jr., Hampton, Va.) and **Carlton Powell** (r-Jr., Chesapeake, Va.), linebackers **Vince Hall** (r-Jr., Chesapeake, Va.) and **Xavier Adibi** (r-Jr., Hampton, Va.), rover **Aaron Rouse** (r-Sr., Virginia Beach, Va.) and cornerback **Roland Minor** (r-Jr., Washington, D.C.).

- Hall and Royal, both juniors, and placekicker **Brandon Pace** (r-Sr., Virginia Beach, Va.) are slated to make their third straight bowl starts when the Hokies face Georgia in Atlanta.

- Tech assistant coach **Billy Hite** has been to more bowl games with the Hokies than any other coach in school history. The 2006 Chick-fil-A Bowl game will be Hite's 17th bowl game since joining the Tech staff in 1978 under Coach Bill Dooley.

- Current head coach **Frank Beamer** is one behind Hite

## WHO TO CONTACT

### Request for Coaches

#### Sports Information Director

Dave Smith  
Cell in Atlanta: (540) XXXXXXXXX  
vtsid@vt.edu

### Requests for Players

#### Asst. Sports Information Director

Bryan Johnston  
(540) 231-3387  
Cell in Atlanta: (540) XXXXXXXXX  
blj@vt.edu

### Requests for Photos

#### Asst. Sports Information Director

Dave Knachel  
(540) 231-1838  
dknachel@vt.edu

## ON THE INTERNET

### [www.hokiesports.com](http://www.hokiesports.com)

The official Web site of Virginia Tech athletics is home to all the football knowledge you need.

Schedules, results, rosters, bios, statistics, general releases and game notes can be found here and are always up to date.


### [www.hokiesports.com/XXXX/XXXXX](http://www.hokiesports.com/XXXX/XXXXX)

This media-only Web site is designed to make the media's job easier. Here you will find high-resolution, color mug shots of every Hokie football player and coach available to download.

*This site will also have photos from bowl events that media can download for free if they can not make it to Atlanta.*

with 16 bowl appearances with the Hokies — 14 as a coach and two as a player.

- Rovers and whips coach **Jim Cavanaugh** has them all beat in total bowls as this will be his 23rd bowl as a coach (four at NC State, four at Maryland, four at North Carolina and 11 at Virginia Tech).





**TALENT, BUT INEXPERIENCE**

• Heading into preseason, three young signal callers were battling for that coveted starting position. **Sean Glennon** (r-So., Centreville, Va.) won the job, and has held on to the No. 1 spot.

• Glennon redshirted last season after playing in four games as a true freshman, completing 8-of-11 passes — including one to himself — for 137 yards and two scores. One of those touchdown passes was to a man now blocking for him at tackle: **Duane Brown** (r-Jr., Richmond, Va.), who was playing tight end.

• For the year, he's completed 157-of-276 passes for 2,097 yards and 11 touchdowns, including a 339-yard game against Georgia Tech in which he attempted a school-record tying 53 passes. Against Wake Forest, he threw for 252 yards and had scoring passes of 49 and 53 yards in the big road victory.

• Glennon brings strength and a smartness to the position. In fall preseason testing, he led the quarterbacks with a 360-pound bench press and a 300-pound power clean, while posting a 34.5-inch vertical jump.

• **Ike Whitaker** (r-Fr., Germantown, Md.) is perhaps the most athletic of the three, but had a lot ground to make up after missing half of spring ball due to a suspension.

• On the year, he is 10-of-16 passing for 119 yards and a touchdown. He also has 42 rushing yards.

• **Cory Holt** (r-So., Lexington, N.C.) led the quarterbacks with a 500-pound squat in preseason testing and posted the fastest 10-yard shuttle of the three.

**THE STALLIONS**

• **Branden Ore** (r-So., Chesapeake, Va.) leads an inexperienced group of Stallions.

• Last year, he went over the 100-yard mark three times and has four more this season, including back-to-back 200-yard games (207 vs. USM and 203 vs. Clemson). He is the first Tech back ever to post two 200-yard games not only in a season, but in a career.

• He rushed for 111 yards and three scores against UNC, earning ACC Offensive Back of the Week honors. He also earned that honor after the Clemson game.

• This year, he's rushed for 1,095 yards, has scored 15 total TDs, has broken 86 tackles and leads the ACC in all-purpose yards (118.0 ypg) and is second in rushing (99.5 ypg).

• He is the 10th back in school history to surpass the 1,000-yard rushing plateau and earned first-team All-ACC honors.

• Ore missed all of the spring after having shoulder surgery following the bowl game. He went home to rehab and did not take any classes. He worked at a 7-Eleven warehouse as a stockboy and credits the experience as turning his attitude around.

• Ore suffered a sprained left ankle early in the Wake Forest game and missed the Virginia game, but will be back for the bowl.

• In his absence **Kenny Lewis, Jr.** (Fr., Danville, Va.) got his first collegiate start. He is a quick back who has moved into the No. 2 spot, even though he was scheduled to redshirt.

• He spent several years in the Cincinnati Reds' organization, advancing to AA ball, before enrolling at Virginia Tech in January of 2006.

• In his first collegiate action, coming against Duke, he ran for 16 yards and a TD. He scored on a 14-yard run against Southern Miss. Subbing in for Ore, he rushed 17 times for 74 yards in the Wake Forest game and 79 yards against Virginia. For the year, he has 210 yards rushing and two scores.

**THE BRUISERS**

• Last year, one of the bigger concerns came at fullback. This year, the position is in good hands with two veterans.

• Starter **Jesse Allen** (r-Sr., Monson, Mass.) is wrapping up his final year. Allen is a former walk-on who has earned a scholarship for his hard work and dedication to the program. A demon in the weight room, Allen benched 410, squatted 575 and power cleaned 336 in preseason testing.

• He has four catches for 47 yards on the season.

• The coaches also have confidence in **Carlton Weatherford** (r-Jr., Danville, Va.), who has battled back from a total blow out of his knee two years ago. He, too, is a strong player (420 bench, 336 push jerk).

• Weatherford had a big game in his first collegiate action, catching three passes for 19 yards and had a 4-yard touchdown catch against Northeastern. For the year, he has four catches for 25 yards and also had a 24-yard kickoff return against Wake Forest.

**A LONG ROAD BACK**

• The road back from a devastating knee injury during the fall of 2002 has been arduous — to say the least — for tailback **George Bell** (r-So., Fayetteville, N.C.). One of the nation's premier high school running backs, Bell tore the MCL, ACL, and PCL in his left knee three games into his junior season. This wasn't just a tear. These were knee ligaments that were shredded. Still, Bell was a big name on the national recruiting boards.

• Even though he played in just three games during his senior year in high school, he was one of the most highly recruited backs in the country, picking Virginia Tech over Michigan, North Carolina, NC State and others. He enrolled at Tech in January of 2004, went through spring practice before redshirting. He saw limited action last year and was the No. 2 back early this season.

• ACL reconstruction surgery, such as the one Bell had, uses a graft to replace the ligament

**USING THE TIGHT ENDS**

• The losses of Jeff King (NFL), John Kinzer (career-ending injury) and Jordan Trott (graduation) from last year's team guaranteed that whoever got the start in the opener would be seeing their first collegiate action.

• That honor went to **Greg Boone** (r-Fr., Chesapeake, Va.), the former quarterback, who showed steady improvement throughout camp. At 6-3, he has the ideal size, but checked in at 281 at the beginning of camp. He's shed some of the weight, and is a load to tackle.

• Boone came to Tech as a quarterback, but made the move to tight end following spring ball. Boone, very mobile and athletic for a guy his size, even lined up to return kickoffs in the Spring Game.

• He caught a 41-yard touchdown pass at North Carolina. He sprained an ankle in the Kent State game and missed the Wake Forest and Virginia games. He is expected back at full strength for the bowl game.

• **Sam Wheeler** (r-Fr., Blacksburg, Va.) is a local product who went to Hargrave before enrolling at Tech and redshirting in 2005. At 6-3, 253 pounds, he's not the biggest of the tight ends, but is athletic and catches the ball well.

• He caught a 17-yard score against Duke and had a 41-yard reception against No. 10 Clemson. He has 12 catches for 146 yards this year, and has started five games, including the last two in place of the injured Boone.

• Wheeler has several long catches on the year and is becoming a reliable receiver.

• Pushing them is **Ed Wang** (r-Fr., Ashburn, Va.), who has great size at 6-5, 268. The former Virginia state player of the year still needs to get stronger, but has a big upside.

• Wang comes from athletic parents, who were both members of the Chinese Olympic team.

• As a group, the tight ends have caught 16 passes for 204 yards and two scores.

in the knee. The most common grafts used in surgeries such as this are called autografts. This technique uses part of your own body, such as the tendon of the kneecap (patellar tendon) or one of the hamstring tendons to reconstruct the ACL.

• In Bell's case, the ACL was repaired using allograft tissue, which is donor material. For Bell, an ACL from a cadaver was implanted in Bell's left knee along with a dissolvable screw.

• This year has been no picnic either as his "good" knee — his right knee — began acting up. Following the North Carolina game on Sept. 9, he was advised by coaches to give up football due to the chronic pain in both knees. He took a month off from football before returning to practice in October.

• Bell didn't return to action until the Wake Forest game, rushing for 28 yards on 10 carries. Against Virginia, he scored the first touchdown in Tech's 17-0 win.



**PICK ONE OUT OF THE HAT**

- ♦ The Hokies play five receivers who have seen significant action over the years. With one senior and four juniors, this is the deepest position, depth-wise, on the Tech roster.
- ♦ Each brings a different element as their strength and any one of the five can step up at any time and have a standout game.
- ♦ The last time they were tested in the 40-yard dash, each of the five ran 4.46 or faster.

**ROYAL FLUSH**

- ♦ **Eddie Royal** (Jr., Herndon, Va.) has returned to the level of excellence he played at his freshman year. After recording 470 yards and averaging 28.8 yards per kickoff return and 11.0 yards per punt return as a freshman, his productivity dropped to 315 yards last year, averaging 20.9 yards per kickoff return and 8.2 yards per punt return.
- ♦ Royal is the youngest of a talented group of seven children. His brother, Chris, was a defensive back at Marshall and was among the nation's leaders in interceptions two years ago with six. His sister, Christina, was the Regimental Commanding Officer (RCO) for the Virginia Tech Corps of Cadets, graduating last spring. The Air Force cadet was a cadet colonel, the highest rank a cadet can have. In the history of the VTCC, Christina was the fourth female to achieve this rank and position, and the first African American female to do so.

- ♦ Royal, at 5-10, 181 pounds, bench pressed 390 pounds in the preseason to break his own Tech receiver record. He also ran a 4.22 40-yard dash in winter testing and is considered "the strongest player, pound-for-pound, in the upper body on the team" by strength and conditioning coach Mike Gentry.
- ♦ On the year, he has 27 catches for 452 yards and three touchdowns, including 102 yards against Georgia Tech, a punt return score vs. Duke and 49-yard scores at Wake Forest and against Virginia.

**THE MAN CHILD**

- ♦ **Josh Morgan** (Jr., Washington, D.C.) is called "the man child" by his fellow receivers for his strength and athleticism. He ran a 4.46 40-yard dash in winter workouts. He also led all receivers in preseason testing with a 326-pound power clean, a 300-pound push jerk and a 37.5-inch vertical jump.
- ♦ He had a Tech bowl record 126 yards — including an 80-yarder — and two scores vs. Auburn in the 2005 Sugar Bowl. On the season, he has 31 catches for 434 yards and four TDs, including a 53-yarder at WFU.

**THE SPEEDSTER**

- ♦ **David Clowney** (Sr., Delray Beach, Fla.) has 18 career starts and set a new career-high with 120 yards receiving against Duke.

**Career Starts & Games Played**

Name	Yr.	GP	GS	Name	Yr.	GP	GS	Name	Yr.	GP	GS
Adibi	r-Jr.	32	25	Grimm, Ch.	Sr.	16	0	Pace	r-Sr.	50	47
Allen	r-Sr.	35	8	Grimm, Co.	r-Fr.	12	0	Parker, D.J.	Jr.	38	18
Baggett	Sr.	15	0	Hall, V.	r-Jr.	38	37	Patten	Sr.	11	0
Bell	r-So.	14	0	Harper	Jr.	36	2	Perez	r-So.	9	0
Booker	r-Jr.	26	12	Harris	So.	25	12	Pickle	So.	12	0
Boone	r-Fr.	11	9	Hash	r-Sr.	35	0	Porch	r-Fr.	12	0
Born	Jr.	2	0	Hashish	r-Jr.	6	0	Powell	r-Jr.	38	18
Bowden	r-Fr.	0	0	Hill	r-Sr.	31	12	Price	Sr.	20	0
Bowman	r-So.	5	0	Holland	Fr.	3	0	Render	Fr.	12	12
Brown, D.	r-Jr.	38	25	Holt	r-So.	7	0	Robertson, K.	r-Jr.	28	0
Brown, N.	Fr.	12	0	Houseright	r-So.	12	0	Rouse	r-Sr.	51	24
Burchette	r-Sr.	50	28	Hyman	r-Jr.	37	13	Royal	Jr.	37	32
Burnett	r-Sr.	9	0	Jefferson	r-Fr.	6	0	Schmitt	r-Sr.	32	29
Chancellor	Fr.	12	0	King	Jr.	12	0	Shuman	r-So.	14	8
Cheeseman	r-Fr.	2	0	Leeson	r-Sr.	35	0	Stelly	Jr.	2	0
Clowney	Sr.	47	18	Lewis, E.	r-Fr.	8	0	Sturdivant	r-So.	25	0
Develli	Jr.	37	37	Lewis, K.	Fr.	6	1	Taylor	r-Fr.	8	0
Dunlevy	r-Jr.	13	2	Lowe	Sr.	8	0	Thompson	r-Fr.	11	0
Ellis	r-Jr.	37	20	Marshman	r-So.	25	2	Tilley	So.	3	0
Flowers	r-So.	26	13	Martin, C.	r-Fr.	8	0	Virgil	Fr.	10	0
Frye	r-Sr.	24	11	Martin, O.	r-So.	25	1	Wade	r-Sr.	50	2
Glennon	r-So.	16	12	McGrath	r-Sr.	29	19	Wang	r-Fr.	12	2
Gordon	r-Jr.	35	0	McMillin	r-Jr.	0	0	Warren, Br.	Jr.	29	0
Gore	r-Sr.	50	5	Minor	r-Jr.	33	13	Weatherford	r-Jr.	12	0
Gorham	Jr.	6	0	Morgan	Jr.	36	12	Welsh	r-Jr.	4	0
Graham	r-Fr.	6	0	Ore	r-So.	23	11	Wheeler	r-Fr.	12	6
								Whitaker	r-Fr.	5	0

- ♦ Clowney has spent time on Tech's track team as a sprinter, earning All-ACC honors in the 200-meter with a time of 21.52 at the league's indoor championships. The time is the second fastest in school history.
- ♦ He leads the team with 33 receptions for 416 yards, including a 60-yarder on the first play against Duke. He missed the Cincinnati game after undergoing an emergency appendectomy on Sept. 21, but returned for Georgia Tech nine days later.

**THE OLD MAN**

- ♦ He may only be a junior like three of the other receivers, but 23-year-old **Josh Hyman** (Chesapeake, Va.) is constantly kidded by his younger receiving mates for being the old man of the group.
- ♦ After graduating Deep Creek High in 2002, Hyman went to Fork Union Military Academy for a semester, before enrolling at Tech in the Spring of 2003. He then redshirted in 2003 before making his debut as a 21-year-old freshman in 2004.

- ♦ After a productive freshman campaign (27 rec., 491 yards, 5 TDs), Hyman caught just 13 passes last year for 197 yards and no scores. He's already surpassed that output with 16 catches this year for 111 yards.
- ♦ He ran a 4.35 40-yard dash in winter testing and posted a 410-pound squat in preseason max outs.

**THE TALL ONE**

- ♦ **Justin Harper** (Jr., Catawba, N.C.) showed flashes of what coaches have seen in practice during last year's bowl game against Louisville. He caught two passes for 62 yards, including a big 33-yard touchdown in the comeback victory.
- ♦ He got his first career start against Georgia Tech and responded with a career-high 109 yards receiving on four catches. He got his second start at Boston College.
- ♦ Harper is a 6-4 player with 4.35 speed. He had a 47-yard touchdown catch against Cincy and is averaging 15.9 yards per catch. He has 20 catches for 318 yards this year.

**HONORING THE FALLEN**

- ♦ This year, Tech players will wear "red-white & blue VT" decals on their helmets, honoring the following:
- ♦ Jeffrey J. Kaylor, Army 2nd Lt; Virginia Tech Corps of Cadets, Class of 2001  
Killed in a grenade attack while leading his platoon in Iraq, April 8, 2003
- ♦ Timothy Price, Army 1st Lieutenant; Virginia Tech Corps of Cadets, Class of 2001  
Killed in action, 7 September '04 in Baghdad during his second combat deployment.
- ♦ Nicholas Mason, Army National Guard Specialist; Virginia Tech Class of 2006  
Killed in action, 21 December '04 in Mosul, Iraq
- ♦ Nathaniel Nyren; Virginia Tech Class of 1994  
Killed in action, non-convoy duty, in Iraq on 28 December '04.
- ♦ Christopher Weaver, Marine Corporal; Virginia Tech Class of 2002  
Killed in action, 26 January '05 in Iraq



**THE BIG MEN UP FRONT**

♦ There were several positions on offense that are big question marks for the Hokies, but perhaps the biggest is up front on the line. Three full-time starters, all of whom were in NFL training camps, and a fourth part-time starter are all gone, leaving new line coach **Curt Newsome** with quite a task.

♦ At this time last year, **Duane Brown** (r-Jr., Richmond, Va.) was still adjusting to his move from the No. 2 man at tight end to right tackle in the second week of preseason, a spot he hadn't played since his freshman year of high school. He ended up starting all 13 games and is now considered one of the best tackles in the league.

♦ This year, he has played 678 snaps with 22 knockdowns, grading out at 87 percent. At 6-5, 290 pounds, Brown has the size and athleticism to be a dominating and stable force on a young and inexperienced line.

♦ He's also a force on special teams as he's recorded four tackles on the year and blocked a field goal at Miami.

♦ **Nick Marshman** (r-So., Harrisonburg, Va.) has moved around on the line and is Brown's backup. He got his first career start at UNC and got the start against Kent State.

♦ Marshman is one of biggest players on the team at 6-5, 351 pounds and has been a standout in the weight room. He squatted 710 pounds in preseason testing, the second-best ever at Tech by any football player.

♦ At right guard, true freshman **Sergio Render** (Newnan, Ga.) was given the task of replacing All-ACC guard Jason Murphy.

♦ He played his best game of his career against Wake Forest, grading out at 90 percent with a team-high six knockdowns, earning ACC Offensive Lineman of the Week honors.

♦ He leads the team with 37 knockdowns and was named a first-team Freshman All-American by Rivals.com and Scout.com.

♦ **Danny McGrath** (r-Sr., Herndon, Va.) has started 18 games at center for his career. An intelligent player who handles the

line's calls, McGrath graduated in three years from Virginia Tech and is close to earning his Master's degree.

♦ In the opener, he graded out at 90 percent, coming on 40 snaps and led the team with four knockdowns. On the season, he has played 679 offensive snaps, grading out at 84 percent with 34 knockdowns.

♦ Backing him up is **Mason Baggett** (Sr., Richmond, Va.), a walk-on who has earned the respect of his coaches and teammates with his hard work and dedication both on the field and in the weight room. He can also play guard.

♦ At left guard, senior **Brandon Gore** (Warrenton, Va.) moved into the starting spot with the injury to **Ryan Shuman** (r-So., Fork Union, Va.). Gore had been subbing in to give Render and Shuman breaks, but started the final four games of the regular season. On the year, he's played 352 offensive snaps.

♦ The loss of Shuman was a big one to a line that didn't have a lot of depth. Shuman had started the first eight games, playing 399 offensive snaps with nine knockdowns. He graded out at 95 percent in the win against Southern Miss. Shuman is expected back from the knee injury he suffered in the Clemson game for the bowl game.

♦ **Brandon Holland** (Fr., Roanoke, Va.) and **Matt Welsh** (r-So., Clifton, Va.) have gotten more reps at both guard spots and back up at both spots.

♦ **Brandon Frye** (r-Sr., Myrtle Beach, S.C.) is a tough player who hyperextended his right elbow in the opener and sat out the UNC game, although he could have played if needed. He sprained his ankle in the Miami game and missed the Kent State game, but returned to start against Wake Forest.

♦ Frye was unexpectedly thrust into the starting lineup for the Gator Bowl last year when Jimmy Martin, who had started 45 straight games, was hurt in one of the final pre-bowl practices. Frye responded, limiting All-American Elvis Dumervil (Lombardi and Nagurski Awards winner) to just two tackles.

**REPRESENTIN' THE 757**

♦ **Bryan Stinespring, Jim Cavanaugh** and **Curt Newsome** have made livings out of signing the best players to come out of the Hampton Roads area, also called the "757" for its area code.

♦ On defense alone, nine starters or key contributors come from the area, while three on offense and Tech's kicker call the 757 home.

**DEFENSE**

DE	Chris Ellis	Hampton
DT	Carlton Powell	Chesapeake
LB	Vince Hall	Chesapeake
LB	Xavier Adibi	Hampton
LB	Brenden Hill	Hampton
LB	Purnell Sturdivant	Norfolk
FS	D.J. Parker	Hampton
ROV	Aaron Rouse	Va. Beach
CB	Kam Chancellor	Norfolk

**OFFENSE**

WR	Josh Hyman	Chesapeake
TE	Greg Boone	Chesapeake
TB	Branden Ore	Chesapeake
TB	Elan Lewis	Hampton

**SPECIAL TEAMS**

PK	Brandon Pace	Va. Beach
----	--------------	-----------

**HOME-GROWN TALENT**

♦ Ten of the 11 starters on defense call Virginia home. The only scheduled starter not from Virginia is cornerback **Brandon Flowers**, who hails from Florida.

♦ Seven of the 11 scheduled starters on offense for the bowl game are from the Commonwealth of Virginia.

♦ In addition, both kickers — punter **Nic Schmitt** (Salem) and kicker **Brandon Pace** (Virginia Beach) — as well as snappers **Nick Leeson** (Abingdon) and **Scott King** (Radford), are from the Commonwealth.

♦ Frye is a strong player who benched 485 pounds in preseason testing, the third-best mark in Tech football history. He also squatted 575 pounds and push jerked 360 pounds. He has played 551 offensive snaps this season.

**Offensive Line Play Breakdown** (S-started; P-played; DNP-dressed, but did not play on offense; DND- did not dress; INJ-injured)

	NU	UNC	DU	UC	GT	BC	USM	CU	UM	KSU	WF	UVa	TOTAL
M. Baggett	P/17	P/2	P/7	DNP	DNP	DNP	P/9	DNP	DNP	DNP	P/3	P/4	42
D. Brown	S/40	S/47	S/56	S/55	S/87	S/62	S/47	S/54	S/58	S/59	S/53	S/60	678
B. Frye	S/18	DNP/INJ	S/56	S/56	S/87	S/62	S/47	S/54	S/58	DNP/INJ	S/53	S/60	551
B. Gore	P/17	P/2	P/7	P/1	P/20	P/12	P/16	P/47	S/58	S/59	S/53	S/60	352
R. Graham	P/17	P/2	P/7	DNP	DNP	DNP	P/9	DNP	DNP	DNP	P/3	P/4	42
B. Holland	DND	DND	DND	DNP	DNP	DNP	P/9	DNP	DNP	DNP	P/3	P/4	16
Z. Lowe	P/5	P/2	P/7	DNP	DNP	DNP	P/9	DNP	DNP	DNP	DNP	P/4	27
N. Marshman	P/39	S/47	P/7	P/1	DNP	DNP	P/9	DNP	DNP	S/59	P/3	P/4	169
D. McGrath	S/40	S/47	S/56	S/56	S/87	S/62	S/47	S/54	S/58	S/59	S/53	S/60	679
S. Render	S/40	S/47	S/56	S/55	S/67	S/50	S/34	S/54	S/58	S/59	S/53	S/60	663
R. Shuman	S/40	S/47	S/56	S/56	S/87	S/62	S/44	S/7	INJ	INJ	INJ	INJ	399
M. Welsh	P/12	P/2	DNP	DNP	DNP	DNP	DNP	DNP	DNP	DNP	P/3	DNP	17





**YOUNG AND EAGER**

♦ Tech's cornerback positions is manned by a group of youngsters eager to step in and carry on the tradition of defensive backfield excellence. In the past eight NFL Drafts, 11 Tech secondary players have been chosen, including Pro Bowler DeAngelo Hall of the Falcons.

♦ A pair of sophomore starters, along with a junior and two freshmen backing them up, make them the youngest cornerback group in the ACC.

**FLOWERS POWER**

♦ **Brandon Flowers** (r-So., Delray Beach, Fla.) took over at boundary corner for unanimous 2005 All-American Jimmy Williams and hasn't missed a beat.

♦ He got his first career start against Marshall last year, but made a big impression in the Gator Bowl. Coming in for an ejected Williams, Flowers posted two tackles, an interception and a pass break up in the win.

♦ This year, he has turned into one of the best corners in the league, posting three interceptions (including two against Miami), a forced fumble, 18 break-ups and 48 tackles (7.5 TFL, 3.5 sacks) on the year. He leads the league in passes defended with 21, earning All-American honors from the Associated Press.

♦ Flowers had the odd distinction of having a touchdown already as a redshirt freshman, before the first snap of the 2005 season. That's because Flowers returned an interception 38 yards for a score against Western Michigan, but broke his leg later that game. He sat out the rest of the season and was granted a medical redshirt.

**MACHO MAN**

♦ Perhaps no player since Kevin Jones generated as much buzz as an incoming freshman as **Victor "Macho" Harris** did last year. The Highland Springs, Va., native spent time mostly on special teams last year, blocking a punt against North Carolina, but has been counted on heavily this year as the No. 1 man at field corner.

♦ The sophomore was ranked the No. 1 player in the state by *The Roanoke Times* and rivals.com ranked him the No. 28 player in the nation, the No. 3 "athlete" in the nation and the No. 1 player in the state coming out of high school two years ago.

♦ The **PARADE** All-American scored a total of 70 touchdowns his final two seasons and chose Tech over Michigan, Virginia, Miami and USC.

♦ The story of his tumultuous December of 2004 is widely known. First, he suffered third-degree burns, on the day Tech head coach **Frank Beamer** and assistant **Jim Cavanaugh** were coming to his house for a recruiting

visit, Dec. 15. Harris' mother, Maritza, was preparing a meal for the coaches, and a grease fire broke out in the kitchen while she was at the store. Harris put out the fire by throwing a quilt on the pan, but suffered burns in the process. He has small scars on his face, and skin grafts on his right forearm.

♦ Then, 10 days after Beamer's visit, five days after he committed to the Hokies, his mother fainted at home on Christmas Day and passed away at the hospital.

♦ He has a tattoo on his left forearm of an image of his mother and the words: "My angel. My reason. My mother." He also has a new tattoo on his neck that reads "Mama's Boy." Maritza Harris was 43.

♦ Against Cincinnati on Sept. 23, the day after what would have been his late mother's 45th birthday, he intercepted two passes, returning one 72 yards for a touchdown, earning him ACC Defensive Back of the Week honors. He has four picks on the year.

♦ He suffered a separated shoulder intercepting a pass in the Kent State game but returned to start against Wake Forest.

**A MINOR INJURY, A MAJOR RETURN**

♦ The Hokies were without the services of **Roland Minor** (r-Jr., Washington, D.C.) for the first four games as he healed from injuries sustained in a July car crash. He suffered a sprained right knee and right wrist and had surgery on the wrist Aug. 4, having several pins inserted and the wrist put in a cast. He returned for the Georgia Tech game.

♦ He has worked his way back in, breaking up a pass and recovering a fumble this year. He has continued to see more action as he has gotten back into the flow of the game. It's not a new spot for him as he started 12 games last year, intercepting three passes.

**STEPPING IN**

♦ With the injuries, true freshmen **Stephan Virgil** (Rocky Mount, N.C.) and former quarterback **Kam Chancellor** (Norfolk, Va.) have seen the field sooner than expected.

♦ Chancellor has been a pleasant surprise. He came into camp as a quarterback prospect, but made the move to cornerback just a few practices into his career. At 6-4, he brings good size to a position he's never played.

♦ Against North Carolina, he recorded his first collegiate interception.

♦ Chancellor earned a regular spot on special teams as he blocked several punts in the preseason. He has been moved to the No. 2 man at boundary corner behind Flowers with the return of Minor.

♦ Virgil enrolled at Tech in January and went through spring practice. He and Chancellor served as the top backup at corner until Minor returned from his injury.

**SHIRTLESS**

♦ Last season, Harris was the only true freshman to play for the Hokies. Already this season, seven true freshmen have seen action.

♦ **Jason Adjepong** (Carteret, N.J.), **Nekos Brown** (Brandywine, Md.), **Kam Chancellor** (Norfolk, Va.), **Brandon Holland** (Roanoke, Va.), **Kenny Lewis, Jr.** (Danville, Va.), **Sergio Render** (Newnan, Ga.) and **Stephan Virgil** (Rocky Mount, N.C.) have all seen action.

♦ Render has started all 12 games, playing 688 total snaps (633 on offense). Chancellor has been in for 245 plays and intercepted a pass, while Adjepong played 66 snaps before injuring his shoulder and having season-ending surgery. Virgil has played 56 total snaps while Brown has been in for 230 total snaps. Lewis has rushed for two scores and 210 yards while Holland has played in three games.

**Tech Among Nation's Best in Return TDs**

♦ The Hokies scored seven touchdowns last season via returns (5 INT, 1 fumble, 1 blocked FG). Since the start of the 1999 season, Tech has 57 return touchdowns, one behind Miami.

School	1999	2000	2001	2002	2003	2004	2005	2006	Bowls	Total
Miami	3	13	11	6	10	8	3	1	3	58
Virginia Tech	8	6	7	7	10	6	6	5	2	57
Texas	6	6	6	7	9	2	7	8	8	53
Kansas State	9	5	2	12	5	5	5	9	0	52
Fresno State	5	5	3	5	4	6	7	3	3	41
NC State	3	2	4	9	10	5	2	4	1	40
Nebraska	6	7	5	6	4	4	4	0	3	39
Colorado	5	4	7	7	1	6	3	1	4	38
East Carolina	7	5	4	5	4	3	0	4	3	35
Texas Tech	3	7	8	5	3	2	3	2	1	34
Notre Dame	4	6	4	9	1	1	5	4	0	34
Texas Christian	5	3	4	6	2	1	3	2	1	27

**A Tradition of Non-Offensive Scoring**

Tech led the nation in 2003 by scoring 11 touchdowns via non-offensive means, just ahead of NC State and Miami's 10. Virginia Tech was second in 2004 with six touchdowns and tied for the national lead last year with seven non-offensive touchdowns.



## THE NUMBERS GAME

**3,163** ... career all-purpose yards for junior Eddie Royal average out to 14.4 yards gained each time he touches the football.

**135** ... interceptions by Virginia Tech since the start of the 2000 season lead Division I-A.

**128.2** ... average passing yards allowed by the Virginia Tech defense rank the Hokies first nationally in total defense.

**95** ... wins by the Hokies over the past 10 seasons tie them with Michigan for the fourth most among Division I-A teams during that span, behind only Ohio State (97), Texas (96) and Boise State (96).

**70** ... Tech players have scored touchdowns on defense or special teams during Frank Beamer's 20 seasons as head coach.

**39** ... touchbacks on kickoffs by Tech kickers lead the ACC by a wide margin over second-place FSU and Virginia (21 each).

**29** ... combined points allowed by the Hokies during their current six-game winning streak.

**18-19** ... the Hokies have scored on every trip but one inside the red zone during their current six-game winning streak.

**14** ... consecutive wins for the Hokies in games that they have blocked a kick.

**12** ... Tech players have contributed sacks this season.

**7** ... Tech players have caught passes of 40 yards or longer this season.

**5** ... total rushing touchdowns allowed by Tech this season ... and also the total passing touchdowns allowed by the Hokies.

**4** ... points senior kicker Brandon Pace needs to pass Carter Warley (307) for third place in career scoring at Tech.

**1** ... Tech leads the nation in total defense, scoring defense and pass defense.

## THE CAPTAIN'S SPOT

• The free safety spot is considered the captain of Tech's defense and two players have the coaches excited about the future of the position.

• **D.J. Parker** (Jr., Hampton, Va.) played cornerback two years ago, but made the move to free safety and started six games last season and all 12 this year.

• In preseason testing, he benched 340 pounds and power cleaned 304 pounds, both among the best for the defensive backs.

• Last year, he returned a blocked field goal 78 yards for a TD against Georgia Tech.

• He picked off a pass in the opener this year to stop a potential scoring drive and had three tackles against North Carolina. On the year, he has 40 tackles, two interceptions and six pass break ups.

• **Cam Martin** (r-Fr., Martinsville, Va.) was scheduled to be the top backup, but missed the opener after undergoing a second surgery to repair a hernia. He returned to play in the North Carolina game, seeing his first collegiate action.

## ROVER DUTIES

• **Aaron Rouse** (r-Sr., Virginia Beach, Va.) passed up the NFL Draft to return to Tech and lead a young defense. At 6-4, 227 pounds, Rouse is known as one of the hardest hitters in the league and is considered one of the top safeties in the nation.

• Rouse made his presence known at NC State last year in his first start, intercepting two passes, breaking up two passes, forcing a fumble and recording eight tackles to earn ACC Defensive Back of the Week honors. He also had two interceptions and eight tackles at Virginia in addition to 13 tackles against fifth-ranked Miami.

• He totaled 77 tackles, including 4.5 for loss, last year and led the team with four interceptions.

• He had six stops and a PBU against Northeastern while recording six tackles, including one for a loss, and an interception at North Carolina. He has 51 stops this year.

• **Cary Wade** (r-Sr., Fairfax, Va.) has started two games this year. He's a reliable player who has seen extensive action over his career and has the complete confidence of the coaches when he's in the game.

• Wade blocked a punt against Northeastern, setting up a Tech touchdown. He recorded five tackles and forced and recovered a fumble at North Carolina. He had six tackles against Boston College and has 36 this year.

## WHIP IT GOOD

• **Brenden Hill** (r-Sr., Hampton, Va.) won the battle at the whip backer position after a solid preseason camp.

• He's had big shoes to fill as he replaced James Anderson, who was as steady and reliable as they come. Anderson was drafted by the Carolina Panthers.

• Hill is at his fourth position, seeing previous action at wide receiver, safety, cornerback and now whip linebacker. He brings good size at 6-2 and is athletic enough to be good in coverage and against the run.

• Against North Carolina, he had three tackles, but sealed the victory with a 69-yard interception return for a touchdown, both firsts for his career. He has 49 tackles, including 6.5 for loss and 2.5 sacks, six pass break ups and two interceptions this year.

• **Corey Gordon** (r-Jr., Gainesville, Fla.) has fought off several injuries in his career, but is now helping out on special teams. He led all whips with a 350-pound bench press in preseason testing, along with a 495-pound squat and a 290-pound power clean.

• Brothers **Chad** (Sr.) and **Cody Grimm** (r-Fr.) are a pair of walk-ons who play special teams. The Fairfax, Va., natives are the sons of NFL Pro Bowler Russ Grimm, who is in his sixth season as the Steelers' offensive line coach and is also the assistant head coach.

## MONSTERS OF THE MAROON

• How good has Tech's defense been this season? Consider the following:

• During Tech's last six games, the defense has scored two touchdowns, while allowing its six opponents (including No. 10 Clemson, No. 14 Wake Forest and Miami) a combined total of two TDs.

• On the season, Tech's D has produced four touchdowns, two via fumble return and two via interception return.

• They've posted four shutouts.

• They've allowed just 29 points in the last six games, a mark not achieved at Tech since the 1938 season.

• After allowing only six points and 551 yards over the last three games, the Hokies lead the nation in total defense (221.1), passing defense (128.2) and scoring defense (9.3).

• Tech leads the ACC in six defensive categories.

• Tech has held 31 of its last 37 opponents to under 300 yards of total offense.

• Over the last seven games, the Hokies have allowed only 85.2 yards per game rushing.

• The Hokies lead the nation in total defense (221.1) and are bidding to become the first team since Oklahoma in 1986-1987, and sixth all-time, to lead the NCAA in total defense in back-to-back seasons.

• Linebacker Vince Hall leads the ACC in tackles with 115 for an average of 9.6 per game. Cornerback Brandon Flowers is the ACC leader in passes broken up (18) and total passes defended (21), while linebacker Xavier Adibi is tied for the league lead in fumbles caused.



**BOOK (DEFENSIVE) ENDS**

• A mix of old and new faces have continued the dominant Hokie pass rush that has always been a staple piece of defensive coordinator **Bud Foster's** defenses.

• Redshirt junior **Chris Ellis** (Hampton, Va.) is a physical specimen at 6-5, 260 pounds and took over for Darryl Tapp, who is now with the Seahawks.

• Last year against Georgia Tech, he picked off a Reggie Ball pass and raced 29 yards for his first collegiate touchdown. He had 41 tackles, including 9.5 for loss, last year.

• He missed the 2006 Georgia Tech game due to a violation of team policy, but has since returned. He has 35 tackles on the year, including 7.5 for loss and 3.5 sacks.

• Getting the start against Georgia Tech at the "stud" end was **Orion Martin** (r-So., Martinsville, Va.). Martin walked onto the squad last year after spending a semester at Norfolk State and one semester at Hargrave Military Academy.

• He made quite an impression in the 2005 spring game, posting a game-high seven tackles, including 3.5 for a loss and two sacks. He was given the Paul Torgersen Award as the top newcomer and earned a scholarship shortly after.

• So far this year, he has 27 tackles, including 1.5 for loss and a sack, as well as 12 quarterback hurries.

• Redshirt senior **Noland Burchette** (Richmond, Va.), who is the starter at the "end" position, has turned into one of the team's most consistent performers. Last year, he had 25 tackles, including 4.0 tackles for loss and three sacks, a forced fumble and fumble recovery.

• He had six tackles, including one for a loss, in the win at UNC, and has 43 stops this year, including 6.5 for loss and 2.5 sacks. He plucked a fumble out of the air against Kent State and returned it 15 yards for a touchdown.

• Burchette's now-famous "Game 7" speech, given after the loss at Boston College, has been widely credited by the team for turning the season around.

• **Nekos Brown** (Fr., Brandywine, Md.) made the move from linebacker to defensive end after the North Carolina game and has seen a lot of time on special teams and at end.

**CP AND FRIENDS**

• The defensive tackle spot is anchored by redshirt junior **Carlton Powell** (Chesapeake, Va.). Powell was a spot starter last year, splitting time with Tim Sandidge. But he's healthy and has been the main cog in a line that

needs to put pressure on the quarterback to help out a young secondary.

• Powell had five stops, including two for loss, at UNC. He has 37 tackles, including 6.5 for loss and 2.5 sacks, on the season.

• He is backed up by **Kory Robertson** (r-Jr., Martinsville, Va.). Robertson, who the coaches are looking for consistency from, played in 11 games last year, mostly on special teams. At 6-2, 339 pounds, he could be a productive run stopper for Tech.

• He blocked a field goal against Northeastern to preserve the shutout.

• After an excellent preseason, **Barry Booker** (r-Jr., Amherst, Va.) emerged as the top guy at the tackle position. He has shown flashes of being a contributor and has stepped up his play this year.

• Booker (6-4, 280) had three tackles, including one for loss, and a PBU at UNC. Against Cincinnati, he recorded a career-high 10 tackles, including 2.5 for loss, and has 49 tackles on the year.

• **Cordarrow Thompson** (r-Fr., Stafford, Va.) struggled with his weight a year ago while redshirting, but is now at 6-2, 334 pounds and has contributed this year, earning the No. 2 spot at tackle. He has 14 tackles, including two sacks, on the season.

**2006 Starters Game By Game**

Offense	FL	LT	LG	C	RG	RT	TE	QB	FB	TB	SE
NU	Royal	Frye	Shuman	McGrath	Render	Brown	Boone	Glennon	Allen	Ore	Morgan
UNC	Clowney	Marshman	Shuman	McGrath	Render	Brown	Boone	Glennon	Wang (TE)	Ore	Morgan
DUKE	Clowney	Frye	Shuman	McGrath	Render	Brown	Wheeler	Glennon	Wang (TE)	Ore	Morgan
UC	Royal	Frye	Shuman	McGrath	Render	Brown	Boone	Glennon	Allen	Ore	Morgan
GT	Clowney	Frye	Shuman	McGrath	Render	Brown	Boone	Glennon	Allen	Ore	Harper
BC	Royal	Frye	Shuman	McGrath	Render	Brown	Boone	Glennon	Allen	Ore	Harper
USM	Royal	Frye	Shuman	McGrath	Render	Brown	Boone	Glennon	Wheeler (TE)	Ore	Morgan
CU	Royal	Frye	Shuman	McGrath	Render	Brown	Boone	Glennon	Wheeler (TE)	Ore	Morgan
UM	Royal	Frye	Gore	McGrath	Render	Brown	Boone	Glennon	Wheeler (TE)	Ore	Morgan
KSU	Royal	Marshman	Gore	McGrath	Render	Brown	Boone	Glennon	Allen	Ore	Morgan
WF	Royal	Frye	Gore	McGrath	Render	Brown	Wheeler	Glennon	Clowney (FL)	Ore	Morgan
VA	Clowney	Frye	Gore	McGrath	Render	Brown	Wheeler	Glennon	Allen	K. Lewis	Morgan
Defense	DE	DT	DT	DE	ILB	ILB	WHIP	CB	ROVER	FS	CB
NU	Ellis	Booker	Powell	Burchette	Hall	Adibi	Hill	Flowers	Rouse	Parker	Harris
UNC	Ellis	Booker	Powell	Burchette	Hall	Adibi	Hill	Flowers	Rouse	Parker	Harris
DUKE	Ellis	Booker	Powell	Burchette	Hall	Adibi	Hill	Flowers	Rouse	Parker	Harris
UC	Ellis	Booker	Powell	Burchette	Hall	Adibi	Hill	Flowers	Rouse	Parker	Harris
GT	O. Martin	Booker	Powell	Burchette	Hall	Adibi	Hill	Flowers	Rouse	Parker	Harris
BC	Ellis	Booker	Powell	Burchette	Hall	Adibi	Hill	Flowers	Rouse	Parker	Harris
USM	Ellis	Booker	Powell	Burchette	Hall	Adibi	Hill	Flowers	Wade	Parker	Harris
CU	Ellis	Booker	Powell	Burchette	Hall	Adibi	Hill	Flowers	Rouse	Parker	Harris
UM	Ellis	Booker	Powell	Burchette	Hall	Adibi	Hill	Flowers	Wade	Parker	Harris
KSU	Ellis	Booker	Powell	Burchette	Hall	Adibi	Hill	Flowers	Rouse	Parker	Harris
WF	Ellis	Booker	Powell	Burchette	Hall	Adibi	Hill	Flowers	Rouse	Parker	Harris
VA	Ellis	Booker	Powell	Burchette	Hall	Adibi	Hill	Flowers	Rouse	Parker	Harris





### The Weekly Leaders

	NU	UNC	DU	UC	GT	BC	USM	CU	UM	KSU	WF	UVa
<b>Rushing Yards</b>	Ore (54)	Ore (111)	Ore (64)	Ore (170)	Ore (59)	Ore (71)	<b>Ore (207)</b>	Ore (203)	Ore (79)	Ore (72)	K. Lewis (74)	K. Lewis (79)
<b>Receiving Yards</b>	Ore (81)	Boone (41)	<b>Clowney (120)</b>	Harper (64)	Harper (109)	Royal (44)	Morgan (49)	Wheeler (41)	Morgan (39)	Morgan (50)	Clowney (66)	Royal (72)
<b>Catches</b>	Clowney (5)	Clowney (4)	Two with (4)	Morgan (4)	<b>Royal (7)</b>	Morgan (6)	Morgan (2)	Morgan (4)	Two with (2)	Morgan (4)	Two with (4)	Royal (4)
<b>Passing Yards</b>	Glennon (222)	Glennon (66)	Glennon (301)	Glennon (188)	<b>Glennon (339)</b>	Glennon (148)	Glennon (100)	Glennon (108)	Glennon (86)	Glennon (141)	Glennon (252)	Glennon (146)
<b>Tackles</b>	Warren (8)	Adibi (8)	Hall (7)	Adibi/Hall (13)	Adibi (9)	Hall (9)	Hall (12)	Hall (12)	Two with (9)	<b>Hall (15)</b>	Hall (8)	Hall (12)
<b>Scoring</b>	Ore (12)	<b>Ore (18)</b>	Six with (6)	Pace (9)	Pace (9)	Pace (3)	Ore (12)	Ore (12)	Ore (12)	Pace (11)	Pace (9)	Two with (6)

bold indicates team season high

#### CALL 9-11

♦ The linebacking duo of No. 9 **Vince Hall** and No. 11 **Xavier Adibi** team up to give Tech a pair of outstanding athletes manning the middle.

♦ Hall (r-Jr., Chesapeake, Va.) has started the last 37 games at the mike position and was named a first-team All-ACC linebacker this year. The only game he hasn't started in his career was his first game, against No. 1 USC in the 2004 season opener.

♦ Last year, he led the team with 112 tackles and earned ACC Defensive Lineman of the Week honors two times.

♦ Hall has a team- and ACC-leading 115 stops on the year, including a career-high 15 against Kent State.

♦ Adibi (r-Jr., Hampton, Va.) started all 13 games last year at the backer position and has started 25 games in a row.

♦ He led the Hokies with eight tackles at UNC and had an interception, which he returned 40 yards to set up Tech's first score.

He is second on the team with 78 tackles, including four for loss, and has three picks this year and six for his career. He returned a fumble 35 yards at Wake Forest for a score.

♦ In each of the last three conference games, he's made a game-changing play: interception that led to the winning touchdown late vs. Miami, the fumble return for a score at Wake Forest and a forced fumble to set up Tech's first touchdown against Virginia.

#### GETTIN' THEIR KICKS

♦ **Brandon Pace** (r-Sr., Virginia Beach, Va.) handles the place-kicking duties. The former walk-on — he earned a scholarship last preseason — gets quick height on the ball. Last year, he was 19-for-22 on FGs with a long of 45 yards and was also 51-for-52 on PATs.

♦ He is 34-for-36 on PATs this year and is 17-for-18 on field goals, including two 42-yarders. He missed a 47-yarder against Virginia, ending his school-record streak at 22 straight makes going back to last year.

♦ For his career, he's also at 85.1 percent (57-of-67), which is currently second all-time in NCAA history with a minimum of 55 attempts. He is behind John Lee of UCLA, who made 85.9 percent (79-of-92) of his kicks from 1982-1985.

♦ With his last PAT in the Gator Bowl, he set the single-season school scoring record for a kicker (108) and earned first-team All-ACC honors in 2004. Pace is a three-time Lou Groza semifinalist, making the cut again this year.

♦ **Nic Schmitt** (r-Sr., Salem, Va.) is a lefty who can boom the ball and also is a demon in the weight room. He has earned Super Iron Hokie honors in the weight room and holds the position record in the squat (605), hang clean (331), push jerk (360) and power clean (360). His power clean mark is the 10th-best in program history.

♦ Last year, he was named one of 10 semifinalists for the Ray Guy Award and earned ACC Specialist of the Week honors for his work against UNC.

♦ He is averaging 41.8 yards on 57 punts this year with a long of 58 yards and 15 downed inside the 20.

♦ His career average of 42.4 yards on 110 punts currently stands as the career school record, ahead of George Roberts' 41.8-yard average set in 1976-77.

♦ At 6-2, 276 pounds, Schmitt isn't your prototypical punter. He also is an outstanding bowler who frequents the New River Valley Superbowl and even formed a team in a league with several players. Schmitt consistently bowls games over 200 and had a 298 game in 2004.

♦ For the 12th consecutive year, Tech's punter is a left-footer. Starting with John Thomas (1995), through Jimmy Kibble (1996-1999), Robert Peaslee (2000) and Vinnie Burns (2001-2004), Schmitt is carrying on the strong tradition established by the southpaws before him, even earning *Playboy* All-America honors this preseason.

♦ **Jared Develli** (Jr. Sterling, Va.) is handling the kickoff duties once again. He's had 35 touchbacks on 57 kickoffs this year. The former walk-on earned a scholarship last preseason.

♦ **Brent Bowden** (r-Fr., Centreville, Va.), the brother of former Florida State punter Chris Hall, serves as Schmitt's backup.

#### Hokies in the NFL

The following 26 former Hokies were either on opening day rosters or have since been signed to NFL squads for the 2006 season:

Player	Team	Pos.	Yr.
James Anderson	Panthers	LB	R
André Davis	Bills	WR	5
Anthony Davis	Buccaneers	OT	4
John Engelberger	Broncos	DE	7
Vincent Fuller	Titans	DB	2
Shayne Graham	Bengals	PK	6
Eric Green	Cardinals	DB	2
Jake Grove	Raiders	C	3
DeAngelo Hall	Falcons	DB	3
Justin Hamilton	Browns	S	R
Kevin Jones	Lions	RB	3
Jeff King	Panthers	TE	R
Matt Lehr	Falcons	C	6

Michael Vick



Jonathan Lewis	Cardinals	DT	R
Kevin McCadam	Panthers	DB	5
Will Montgomery	Panthers	C	R
Pierson Prioleau	Redskins	FS	8
Tim Sandidge	Chiefs	DT	2
Nick Sorensen	Jaguars	DB	6
Lee Suggs	Dolphins	RB	4
Darryl Tapp	Seahawks	DE	R
Ben Taylor	Packers	LB	5
Marcus Vick	Dolphins	WR	R
Michael Vick	Falcons	QB	6
Ronyell Whitaker	Vikings	DB	5
Ernest Wilford	Jaguars	WR	3
Jimmy Williams	Falcons	DB	R



DeAngelo Hall



**THE GAME ON RADIO**

- Tech's games can be heard on radio stations throughout Virginia and the mid Atlantic region on the Virginia Tech ISP Sports Network.
- Bill Roth (play-by-play), Mike Burnop (analyst) and Pat Riley (scoreboard anchor) comprise Virginia Tech's football broadcast crew.
- Coverage begins 90 minutes prior to kickoff with Davenport & Company College Football Digest. The Advance Auto Parts Hokies' Countdown picks up the action 60 minutes prior to the game. The Point After is a 90-minute post-game show.
- For a complete list of radio stations, please consult Tech's football media guide or the Fan's Guide to Radio and TV on hokiesports.com.

**HOKIE PLAYBACK TELEVISION**

- Virginia Tech home football games are rebroadcast on Sunday afternoons on Comcast SportsNet at 12:30 p.m., and on Sunday nights on WDBJ-7 in Roanoke, Va., at 11:35

p.m. In addition, Hokie PlayBack can be seen on WDBJ's digital station 7.2 on Tuesday, Wednesday and Friday nights at 11 p.m.

**VIRGINIA TECH SPORTS TODAY**

- Highlights of Tech's games, postgame interviews and other features can be seen on Virginia Tech Sports Today, Tech's weekly television magazine show presented by ISP Sports.
- The show, featuring Tech coach Frank Beamer with host Bill Roth, can be seen every Sunday on a network of stations throughout the Commonwealth and region: Roanoke (WDBJ 7, Sun. 11 a.m.), Bristol, Tenn. (WCYB, Sun., 9:30 a.m.), Washington D.C. (Newschannel 8, Sun., 10 a.m.), Raleigh, N.C. (FOX50, Sun., 11:30 a.m.), Norfolk (WAVY, Sun., Noon), Harrisonburg (WHSV, Sun., Noon), Richmond (WRIC, Sun., Noon), Bluefield (WVVA, Sun., Noon), Greensboro, N.C. (WGPX, Sun., 1 p.m.) and Charlotte, N.C. (WJZY, 10 a.m.).
- The show also airs on Comcast SportsNet every Sunday at Noon.

**THE HOKIE HOTLINE**

- The Advance Auto Parts Hokie Hotline will air three times from Atlanta at the Marriott Marquis, on Dec. 26 (7-8 pm), Dec. 27 (7-8 pm) and Dec. 28 (7-8 pm).
- Fans can join in person, listen over the radio on local affiliates via the Virginia Tech ISP Sports Network, or on the web at hokiesports.com.

**DID YOU KNOW?**

- **Chad Grimm, Jake Patten and Brett Warren** all live together in an off-campus apartment and all three of their fathers played in the NFL. Grimm's father is Russ Grimm, who played for the Washington Redskins. Warren is the son of Donnie Warren, who also played for the Redskins while Patten's dad is Joel Patten, who played offensive line for the Browns, Colts, Chargers and Raiders.
- True freshman **Nekos Brown** is the son of Chuck Brown, who is known as the godfather of go-go music, and is a famous songwriter and performer.

**Offensive Individual Career Game Highs**

**THROWERS**

<b>Sean Glennon (QB)</b>	
Att.	53..... GT, 2006
Comp.	27..... GT, 2006
Yds.	339 ..... GT, 2006
TDs	3..... NU, 2006
INTs	2..... BC, 2006
Long	60..... Duke, 2006
<b>Cory Holt (QB)</b>	
Att.	4..... GT, 2005
Comp.	2..... OU, 2005
Yds.	57..... OU, 2005
TDs	1..... OU, 2005
INTs	0
Long	38..... OU, 2005
<b>Ike Whitaker (QB)</b>	
Att.	9..... NU, 2006
Comp.	6..... NU, 2006
Yds.	49..... NU, 2006
TDs	1..... UNC, 2006
INTs	0
Long	41..... UNC, 2006

**RUNNERS**

<b>Jesse Allen (FB)</b>	
Att.	2..... FAMU, 2004
Yds.	4..... FAMU, 2004
TDs	0
Long	2..... twice
<b>George Bell (TB)</b>	
Att.	14..... UVa, 2006
Yds.	74..... UVa, 2005
TDs	1..... four times
Long	27..... UVa, 2005
<b>Elan Lewis (TB)</b>	
Att.	6..... Duke, 2006
Yds.	19..... GT, 2006
TDs	1..... GT, 2006
Long	9..... NU, 2006
<b>Kenny Lewis, Jr. (TB)</b>	
Att.	19..... UVa, 2006
Yds.	79..... UVa, 2006
TDs	1..... twice
Long	20..... WFU, 2006
<b>Branden Ore (TB)</b>	
Att.	37..... Clem, 2006
Yds.	207 ..... USM, 2006
TDs	3..... UNC, 2006
Long	70..... USM, 2006
<b>Carlton Weatherford (FB)</b>	
Att.	1..... twice
Yds.	8..... Duke, 2006
TDs	0
Long	8..... Duke, 2006

**CATCHERS**

<b>Jesse Allen (FB)</b>	
Rec.	2..... FAMU, 2004
Yds.	28..... UM, 2006
TDs	1..... twice
Long	28..... UM, 2006
<b>Greg Boone (TE)</b>	
Rec.	1..... four times
Yds.	41..... UNC, 2006
TDs	1..... UNC, 2006
Long	41..... UNC, 2006
<b>Justin Born (WR)</b>	
Rec.	1..... NU, 2006
Yds.	7..... NU, 2006
TDs	0
Long	7..... NU, 2006
<b>David Clowney (WR)</b>	
Rec.	5..... three times
Yds.	120 ..... Duke, 2006
TDs	1..... six times
Long	60..... Duke, 2006
<b>Justin Harper (WR)</b>	
Rec.	4..... GT, 2006
Yds.	104 ..... GT, 2006
TDs	1..... three times
Long	49..... GT, 2006
<b>Josh Hyman (WR)</b>	
Rec.	6..... GT, 2006
Yds.	93..... UVa, 2004
TDs	2..... UVa, 2004
Long	45..... UVa, 2004
<b>Elan Lewis (TB)</b>	
Rec.	0
Yds.	0
TDs	0
Long	0

**Kenny Lewis, Jr. (TB)**

Rec.	0
Yds.	0
TDs	0
Long	0
<b>Josh Morgan (WR)</b>	
Rec.	7..... FSU, 2005
Yds.	128 ..... FSU, 2005
TDs	2..... Auburn, 2005
Long	80..... Auburn, 2005
<b>Branden Ore (TB)</b>	
Rec.	5..... BC, 2006
Yds.	81..... NU, 2006
TDs	1..... NU, 2006
Long	55..... NU, 2006
<b>Eddie Royal (WR)</b>	
Rec.	7..... GT, 2006
Yds.	102 ..... GT, 2006
TDs	1..... seven times
Long	80..... GT, 2004
<b>Ed Wang (TE)</b>	
Rec.	0
Yds.	0
TDs	0
Long	0
<b>Carlton Weatherford (FB)</b>	
Rec.	3..... NU, 2006
Yds.	19..... NU, 2006
TDs	1..... NU, 2006
Long	8..... NU, 2006
<b>Sam Wheeler (TE)</b>	
Rec.	3..... GT, 2006
Yds.	41..... Clem, 2006
TDs	1..... Duke, 2006
Long	41..... Clem, 2006



**START CHARTS**

	Current		
Offense	06	Streak	Career
Allen (FB)	6	1	8
Boone (TE)	9	-	8
Brown (OT)	12	25	25
Clowney (WR)	5	2	18
Frye (OT)	10	2	11
Glennon (QB)	12	12	12
Gore (OG)	4	4	5
Harper (WR)	2	-	2
Hyman (WR)	0	-	13
Lewis, K (TB)	1	1	1
Marshman (OT)	2	-	2
McGrath (C)	12	12	19
Morgan (WR)	10	6	12
Ore (TB)	11	-	11
Render (OG)	12	12	12
Royal (WR)	8	-	32
Shuman (OG)	8	-	8
Wheeler (TE)	5	2	5
Wang (TE)	2	-	2

	Current		
Defense	06	Streak	Career
Adibi (LB)	12	25	25
Booker (DT)	12	12	12
Burchette (DE)	12	12	28
Ellis (DE)	11	7	20
Flowers (CB)	12	12	12
Hall (LB)	12	37	37
Harris (CB)	12	12	12
Hill (LB)	12	12	12
Martin, O. (DE)	1	-	1
Minor (CB)	0	-	13
Parker, DJ (FS)	12	12	18
Powell (DT)	12	12	19
Rouse (LB)	10	3	24
Wade	2	-	2

	Current		
Specialists	06	Streak	Career
Develli (KO)	12	12	36
Dunlevy (KO)	0	-	2
Pace (PK)	12	38	47
Schmitt (PK)	12	25	29

**STARTED EVERY GAME IN 2006**

**Offense (4):** Brown, Glennon, McGrath, Render

**Defense (9):** Adibi, Booker, Burchette, Flowers, Hall, Harris, Hill, Parker, Powell

**Specialists (3):** Develli, Pace, Schmitt

**LONGEST ACTIVE STREAKS**

Brandon Pace.....	38
Vince Hall.....	37
Xavier Adibi.....	25
Duane Brown.....	25
Nic Schmitt.....	25
Barry Booker, Noland Burchette, Jared Develli, Brandon Flowers, Sean Glennon, Macho Harris, Brenden Hill, Danny McGrath, D.J. Parker, Carlton Powell, Sergio Render.....	12

# Extended Depth Chart vs. Georgia

as of Dec. 14, 2006

**Offense (Multiple)**

**SE** 2, Josh Morgan (6-1, 219, Jr.)  
81, Justin Harper (6-4, 204, Jr.)  
19, Josh Hyman (5-11, 192, r-Jr.)

**TE** 83, Sam Wheeler (6-3, 253, r-Fr.)  
85, Ed Wang (6-5, 268, r-Fr.)  
8, Greg Boone (6-3, 281, r-Fr.)

**LT** 74, Brandon Frye (6-4, 311, r-Sr.)  
67, Nick Marshman (6-5, 351, r-So.)

**LG** 58, Ryan Shuman (6-3, 318, r-So.) **OR**  
77, Brandon Gore (6-5, 357, r-Sr.)  
66, Brandon Holland (6-4, 325, Fr.)

**C** 69, Danny McGrath (6-2, 290, r-Sr.)  
68, Mason Baggett (6-1, 290, r-Sr.)

**RG** 70, Sergio Render (6-3, 320, Fr.)  
51, Matt Welsh (6-4, 295, r-So.)

**RT** 76, Duane Brown (6-5, 290, r-Jr.)  
64, Richard Graham (6-6, 286, r-Fr.)

**TB** 28, Branden Ore (5-11, 202, r-So.)  
20, Kenny Lewis, Jr. (5-9, 195, Fr.)  
34, George Bell (5-10, 234, r-So.)

**FB** 37, Jesse Allen (6-0, 247, r-Sr.)  
39, Carlton Weatherford (5-10, 230, r-Jr.)

**QB** 7, Sean Glennon (6-4, 221, r-So.)  
3, Ike Whitaker (6-4, 204, r-Fr.)  
12, Cory Holt (6-4, 227, r-So.)

**FL** 4, Eddie Royal (5-10, 181, Jr.)  
87, David Clowney (6-1, 179, Sr.)

**Defense (4-3)**

**DE** 49, Chris Ellis (6-5, 260, r-Jr.)  
90, Orion Martin (6-2, 250, r-So.)

**DT** 99, Carlton Powell (6-2, 294, r-Jr.)  
75, Kory Robertson (6-2, 339, r-Jr.)

**DT** 59, Barry Booker (6-4, 280, r-Jr.)  
95, Cordarrow Thompson (6-2, 334, r-Fr.)

**DE** 96, Noland Burchette (6-2, 263, r-Sr.)  
47, Nekos Brown (6-2, 236, Fr.)

**ILB** 9, Vince Hall (6-0, 240, r-Jr.)  
6, Andrew Bowman (5-11, 230, r-So.)

**ILB** 11, Xavier Adibi (6-2, 221, r-Jr.)  
45, Purnell Sturdivant (5-10, 216, r-So.)

**OLB** 31, Brenden Hill (6-2, 211, r-Sr.)  
13, Corey Gordon (6-2, 226, r-Jr.)

**ROV** 36, Aaron Rouse (6-4, 227, r-Sr.)  
30, Cary Wade (5-10, 190, r-Sr.)

**BC** 18, Brandon Flowers (5-10, 190, r-So.)  
17, Kam Chancellor (6-4, 217, Fr.)

**FS** 25, D.J. Parker (5-11, 194, Jr.)  
30, Cary Wade (5-10, 190, r-Sr.) **OR**  
41, Cam Martin (6-1, 207, r-Fr.)

**FC** 1, Victor "Macho" Harris (6-0, 200, So.)  
15, Roland Minor (6-0, 203, r-Jr.)  
22, Stephan Virgil (5-11, 185, Fr.)

**Special Teams**

**P** 23, Nic Schmitt (6-2, 276, r-Sr.)  
97, Brent Bowden (6-2, 197, r-Fr.)

**FG/PAT** 46, Brandon Pace (5-10, 194, r-Sr.)  
98, Jared Develli (6-0, 230, Jr.) **OR** 92, Jud Dunlevy (5-9, 188, r-Jr.)

**Punt Snap** 53, Nick Leeson (6-2, 255, r-Sr.)  
54, Bart McMillin (6-0, 225, r-Jr.)

**FG/PAT Snap** 61, Scott King (6-1, 277, Jr.)  
53, Nick Leeson (6-2, 255, r-Sr.)

**FG/PAT Hold** 23, Nic Schmitt (6-2, 276, r-Sr.)  
97, Brent Bowden (6-2, 197, r-Fr.)

**KO** 98, Jared Develli (6-0, 230, Jr.)  
46, Brandon Pace (5-10, 194, r-Sr.) **OR** 92, Jud Dunlevy (5-9, 188, r-Jr.)

**KR** 4, Eddie Royal (5-10, 181, Jr.) **AND** 2, Josh Morgan (6-1, 219, Jr.)  
87, David Clowney (6-1, 179, Sr.) **AND** 19, Josh Hyman (5-11, 192, r-Jr.)

**PR** 4, Eddie Royal (5-10, 181, Jr.)  
2, Josh Morgan (6-1, 219, Jr.) **OR** 1, Victor "Macho" Harris (6-0, 200, So.)





---

## VIRGINIA TECH DRESS SQUAD

vs. Georgia — Dec. 30, 2006

*as of Dec. 15*

1 Victor "Macho" Harris, cb/pr	45 Purnell Sturdivant, lb
2 Josh Morgan, se/pr/kr	46 Brandon Pace, pk
3 Ike Whitaker, qb	<b>47 Nekos Brown, lb</b>
4 Eddie Royal, flk/pr/kr	49 Chris Ellis, de
6 Andre Bowman, lb	51 Matt Welsh, og
7 Sean Glennon, qb	53 Nick Leeson, ds
8 Greg Boone, te	54 Bart McMillin, ds
9 Vince Hall, lb	56 Demetrius Taylor, lb
11 Xavier Adibi, lb	58 Ryan Shuman, og/c
12 Cory Holt, qb	59 Barry Booker, dt
13 Corey Gordon, rov	60 Chris Burnett, dt
15 Roland Minor, cb	61 Scott King, ds
<b>17 Kam Chancellor, cb</b>	62 Zac Lowe, c
18 Brandon Flowers, cb	63 Watson Stelly, dt
19 Josh Hyman, se/kr	64 Richard Graham, ot
<b>20 Kenny Lewis, Jr., tb</b>	<b>66 Brandon Holland, og</b>
21 Ryan Hash, cb	67 Nick Marshman, ot
<b>22 Stephan Virgil, cb</b>	68 Mason Baggett, c
23 Nic Schmitt, p	69 Danny McGrath, c
24 Dorian Porch, rov	<b>70 Sergio Render, og</b>
25 D.J. Parker, fs	72 Matt Tilley, de
26 Cody Grimm, lb	74 Brandon Frye, ot
28 Branden Ore, tb	75 Kory Robertson, dt
29 Chad Grimm, lb	76 Duane Brown, ot
30 Cary Wade, rov	77 Brandon Gore, og
31 Brenden Hill, lb	81 Justin Harper, se
32 Jake Patten, rov	83 Sam Wheeler, te
34 George Bell, tb	85 Ed Wang, te
35 Dustin Pickle, tb	86 Omar Hashish, dt
36 Aaron Rouse, rov	87 David Clowney, fl/kr
37 Jesse Allen, fb	89 Jonas Houseright, lb
38 Elan Lewis, tb	90 Orion Martin, de
39 Carlton Weatherford, fb	92 Jud Dunlevy, pk
41 Cam Martin, fs	95 Cordarrow Thompson, dt
42 Kenny Jefferson, fb	96 Noland Burchette, de
43 Billy Gorham, fb	97 Brent Bowden, p
44 Devin Perez, fb	98 Jared Develli, pk
	99 Carlton Powell, dt

**BOLDED PLAYERS  
SIGNIFY TRUE FRESHMAN**





## The Last Time An Opposing Team or Player ...

### TEAM

Scored 70+ points ..... 77, Alabama 1973  
 Scored 60-69 points ..... 66, Washington & Lee, 1951  
 Scored 50-59 points ..... 52, California, 2003  
 Scored 40-49 points ..... 41, Miami, 2000

Rushed for 500+ yards..... 748, Alabama, 1973  
 Rushed for 400-499 yards ..... 461, Alabama, 1972  
 Rushed for 300-399 yards ..... 338, Syracuse, 1996  
 Rushed for 200-299 yards ..... 229, Boston College, 2003  
**Had FEWER than 100 yards rushing..... 36, Virginia, 2006**  
**Had FEWER than 50 yards rushing..... 36, Virginia, 2006**

Passed for 500+ yards ..... NEVER  
 Passed for 400-499 yards ..... 403, Syracuse, 2002  
 Passed for 350-399 yards ..... 394, California, 2003  
**Had FEWER than 100 yards passing ..... 66, Virginia, 2006**  
**Had FEWER than 50 yards passing..... 22, Duke, 2005**

Had 800+ yards in total offense ..... 833, Alabama, 1973  
 Had 700-799 yards in total offense ..... NEVER  
 Had 600-699 yards in total offense ..... 604, Syracuse, 2002  
 Had 500-599 yards in total offense ..... 530, California, 2003

**Recorded a safety ..... Boston College, 2006**  
**Recorded a defensive TD ..... Georgia Tech, 2006**  
 Shut out Tech ..... Cincinnati, 1996  
**Blocked two kicks in a game..... Duke, 2006**  
 Scored a special teams TD ..... Florida St., 2005  
 Scored defensive & special teams TD ..... Syracuse, 1996

### INDIVIDUAL

Rushed for 200+ yards..... 205, Willis McGahee, Miami, 2002  
 Rushed for 150-199 yards ..... 197, Derrick Knight, Boston Col., 2003  
**Rushed for 100+ yards ..... 103, Tyrone Moss, Miami, 2006**  
 Two players rushed for 100 yards ..... Syracuse, 1994  
 Malcolm Thomas (185) & Kirby Dar Dar (108)  
 Three players rushed for 100 yards..... NEVER  
 Had 40+ carries ..... 44, Paul Palmer, Temple, 1986  
 Had 35-39 carries ..... 38, Derrick Knight, Boston College, 2003  
 Rushed for 6 TDs ..... Willis McGahee, Miami, 2002  
 Rushed for 5 TDs ..... NEVER  
 Rushed for 4 TDs ..... Chris Brantley, Rutgers, 1992  
 Rushed for 3 TDs ..... Wali Lundy, Virginia, 2003  
**Rushed for 2 TDs ..... Tashard Choice, Georgia Tech, 2006**

Passed for 500+ yards ..... NEVER  
 Passed for 400-499 yards ..... 403, Troy Nunes, Syracuse, 2002  
 Passed for 300-399 yards ..... 311, Jay Davis, NC State, 2005  
 Passed for 5 TDs ..... NEVER  
 Passed for 4 TDs ..... John Turman, Pittsburgh, 2000  
 Passed for 3 TDs ..... Hunter Cantwell, Louisville, 2006  
 Had 50+ pass attempts ..... 52, Scott Milanovich, Maryland, 1993  
 Had 40-49 pass attempts ..... 43, Jay Davis, NC State, 2005  
 Had 30-39 pass attempts ..... 37, Hunter Cantwell, Louisville, 2006  
 Had 30+ pass completions ..... 32, Matt Schaub, Virginia, 2003  
 Had 20-29 pass comps ..... 21, Drew Weatherford, Florida St., 2005  
 QB rush/pass for 100 yards ..... Walter Washington, Temple, 2003  
 151 yds passing, 156 yds rushing

Had 11+ receptions..... 13, Heath Miller, Virginia, 2003  
 Had 250+ yards receiving..... NEVER  
 Had 200-249 yards rec. .... 229, David Tyree, Syracuse, 2002  
**Had 100+ yards receiving..... 115, Calvin Johnson, Ga. Tech, 2006**  
 Had 4 TD receptions ..... Chris Brantley, Rutgers, 1992  
 Had 3 TD receptions ..... Reggie Bush, So. California, 2004  
**Had 2 TD receptions..... Kevin Challenger, Boston College, 2006**

Intercepted 3 passes ..... Aaron Beasley, West Virginia, 1994  
 Intercepted 2 passes ..... Kelly Jennings, Miami, 2005

Returned a KO for TD ..... Jeyson Wilson, Syracuse, 1993  
 Returned punt for TD ..... Willie Reid, Florida St., 2005  
 Returned an INT for TD ..... Eric Wicks, West Virginia, 2004  
**Returned a fumble for TD ..... Gary Guyton, Georgia Tech, 2006**  
 Returned blocked punt for TD ..... D.J. Walker, North Carolina, 2004  
 Returned blocked FG for TD ..... NEVER  
 Returned blocked PAT for 2 pts ..... NEVER  
 Blocked an extra point ..... Orien Harris, Miami, 2004  
**Blocked a FG ..... TEAM, Northeastern, 2006**  
**Blocked a punt ..... Troy Garside, Georgia Tech, 2006**

2-point conversion ..... Rutgers, 2003  
 Brian Leonard pass from Ryan Hart

Made 6 FGs ..... NEVER  
 Made 5 FGs ..... Rafael Garcia, Virginia, 1994  
 Made 4 FGs ..... Todd Sievers, Miami, 2001  
 Made 3 FGs ..... John Deraney, NC State, 2005  
 Kicked a 60+ FG ..... NEVER  
**Kicked a 50-59 FG ..... 56, Jon Peattie, Miami, 2006**  
**Kicked a 40-49 FG ..... 47, Sam Swank, Wake Forest, 2006**

Kicked a 70+ punt ..... 70, Damon Miller, Florida A&M, 2004  
 Kicked a 60-69 punt ..... 62, Ryan Plackmeier, Wake Forest, 2004

### TURNOVERS

#### The Last Time Tech ...

Lost two fumbles..... Miami, 2004  
**Lost three fumbles ..... North Carolina, 2006**  
 Lost four fumbles ..... Miami, 2005  
 Lost five or more fumbles..... 5, Kentucky, 1977

Threw three interceptions ..... Maryland, 2005  
 Threw four interceptions ..... vs. Miami, 2001  
 Threw five interceptions ..... vs. Virginia, 1994  
 Threw six or more interceptions ..... 7, vs. Florida St., 1959

#### The Last Time an Opponent ...

Lost two fumbles..... West Virginia, 2005  
 Lost three fumbles ..... Western Michigan, 2002  
 Lost four fumbles ..... Arkansas St., 2002  
 Lost five or more fumbles..... 5, Clensom, 1985

**Threw three interceptions ..... Miami, 2006**  
**Threw four interceptions ..... North Carolina, 2006**  
 Threw five interceptions ..... South Carolina, 1988  
 Threw six or more interceptions ..... 6, Rutgers, 1998





Virginia Tech Football  
Virginia Tech Game Results (as of Dec 3, 2006)

RECORD:	OVERALL	HOME	AWAY	NEUTRAL
ALL GAMES	10-2-0	7-1-0	3-1-0	0-0-0
CONFERENCE	6-2-0	3-1-0	3-1-0	0-0-0
NON-CONFERENCE	4-0-0	4-0-0	0-0-0	0-0-0

Date	Opponent	Score	Attend
Sep 02, 2006	NORTHEASTERN	W 38-0	66233
* Sep 09, 2006	at North Carolina	W 35-10	57000
* Sep 16, 2006	DUKE	W 36-0	66233
Sep 23, 2006	CINCINNATI	W 29-13	66233
* Sep 30, 2006	#24 GEORGIA TECH	L 27-38	66233
* Oct 12, 2006	at Boston College	L 3-22	44500
Oct 21, 2006	SOUTHERN MISS	W 36-6	66233
* Oct 26, 2006	#10 CLEMSON	W 24-7	66233
* Nov 04, 2006	at Miami	W 17-10	41504
Nov 11, 2006	KENT STATE	W 23-0	66233
* Nov 18, 2006	at Wake Forest	W 27-6	36723
* Nov 25, 2006	VIRGINIA	W 17-0	66233
Dec 30, 2006	vs. Georgia	8:00 PM	

\* - Atlantic Coast Conference Game

RUSHING	GP	Att	Gain	Loss	Net	Avg	TD	Long	Avg/G
Branden Ore	11	221	1137	42	1095	5.0	14	70	99.5
Kenny Lewis	6	52	229	19	210	4.0	2	26	35.0
George Bell	4	35	109	2	107	3.1	2	13	26.8
Elan Lewis	8	28	55	8	47	1.7	1	9	5.9
Ike Whitaker	5	9	47	5	42	4.7	0	18	8.4
Eddie Royal	12	5	29	5	24	4.8	0	10	2.0
Carlton Weatherford	12	3	11	0	11	3.7	0	8	0.9
Josh Morgan	11	1	6	0	6	6.0	0	6	0.5
Jesse Allen	12	3	3	0	3	1.0	0	2	0.2
Kenny Jefferson	6	1	3	0	3	3.0	0	3	0.5
Dustin Pickle	12	1	0	3	-3	-3.0	0	0	-0.2
David Clowney	11	1	0	5	-5	-5.0	0	0	-0.5
TEAM	11	10	0	32	-32	-3.2	0	0	-2.9
Sean Glennon	12	59	131	207	-76	-1.3	1	19	-6.3
Total.....	12	429	1760	328	1432	3.3	20	70	119.3
Opponents.....	12	398	1418	303	1115	2.8	5	50	92.9

PASSING	G	Effic	Att-Cmp-Int	Pct	Yds	TD	Lng	Avg/G
Sean Glennon	12	128.06	157-276-8	56.9	2097	11	60	174.8
Ike Whitaker	5	145.60	10-16-0	62.5	119	1	41	23.8
Eddie Royal	12	-100.00	0-2-1	0.0	0	0	0	0.0
TEAM	11	0.00	0-1-0	0.0	0	0	0	0.0
Total.....	12	127.03	167-295-9	56.6	2216	12	60	184.7
Opponents.....	12	90.68	152-293-16	51.9	1538	5	59	128.2

RECEIVING	G	No.	Yds	Avg	TD	Long	Avg/G
David Clowney	11	33	416	12.6	0	60	37.8
Josh Morgan	11	31	434	14.0	4	54	39.5
Eddie Royal	12	27	452	16.7	3	49	37.7
Justin Harper	12	20	318	15.9	1	49	26.5
Josh Hyman	11	16	111	6.9	0	20	10.1
Branden Ore	11	14	203	14.5	1	55	18.5
Sam Wheeler	12	12	146	12.2	1	41	12.2
Greg Boone	11	4	58	14.5	1	41	5.3
Jesse Allen	12	4	47	11.8	0	28	3.9
Carlton Weatherford	12	4	25	6.2	1	8	2.1
Justin Born	2	1	7	7.0	0	7	3.5
Sean Glennon	12	1	-1	-1.0	0	0	-0.1
Total.....	12	167	2216	13.3	12	60	184.7
Opponents.....	12	152	1538	10.1	5	59	128.2

PUNTING	No.	Yds	Avg	Long	TB	FC	I20	Blkd
Nic Schmitt	57	2380	41.8	58	7	12	15	0
TEAM	1	7	7.0	7	0	0	0	1
Total.....	58	2387	41.2	58	7	12	15	1
Opponents.....	81	3083	38.1	58	4	23	20	3

TEAM STATISTICS	VT	OPP
SCORING	312	112
Points Per Game	26.0	9.3
FIRST DOWNS	187	138
Rushing	74	59
Passing	95	60
Penalty	18	19
RUSHING YARDAGE	1432	1115
Yards gained rushing	1760	1418
Yards lost rushing	328	303
Rushing Attempts	429	398
Average Per Rush	3.3	2.8
Average Per Game	119.3	92.9
TDs Rushing	20	5
PASSING YARDAGE	2216	1538
Att-Comp-Int	295-167-9	293-152-16
Average Per Pass	7.5	5.2
Average Per Catch	13.3	10.1
Average Per Game	184.7	128.2
TDs Passing	12	5
TOTAL OFFENSE	3648	2653
Total Plays	724	691
Average Per Play	5.0	3.8
Average Per Game	304.0	221.1
KICK RETURNS: #YARDS	23-501	25-535
PUNT RETURNS: #YARDS	26-300	23-188
INT RETURNS: #YARDS	16-305	9-35
KICK RETURN AVERAGE	21.8	21.4
PUNT RETURN AVERAGE	11.5	8.2
INT RETURN AVERAGE	19.1	3.9
FUMBLES-LOST	21-10	22-10
PENALTIES-YARDS	69-586	78-604
Average Per Game	48.8	50.3
PUNTS-YARDS	58-2387	81-3083
Average Per Punt	41.2	38.1
Net punt average	35.5	33.4
TIME OF POSSESSION/GAME	29:07	30:53
3RD-DOWN CONVERSIONS	59/160	47/171
3rd-Down Pct	37%	27%
4TH-DOWN CONVERSIONS	2/9	2/9
4th-Down Pct	22%	22%
SACKS BY-YARDS	28-203	26-205
MISC YARDS	0	3
TOUCHDOWNS SCORED	37	11
FIELD GOALS-ATTEMPTS	17-19	11-14
ON-SIDE KICKS	0-0	1-1
RED-ZONE SCORES	34-40 85%	16-23 70%
RED-ZONE TDs	20-40 50%	8-23 35%
PAT-ATTEMPTS	35-37 95%	11-11 100%
ATTENDANCE	529864	179727
Games/Avg Per Game	8/66233	4/44932
Neutral Site Games		0/0

SCORE BY QUARTERS	1st	2nd	3rd	4th	Total
Virginia Tech	77	68	79	88	312
Opponents	37	23	29	23	112



**Virginia Tech Football**  
**Virginia Tech Overall Individual Statistics (as of Dec 3, 2006)**

PUNT RETURNS	No.	Yds	Avg	TD	Long
Eddie Royal	21	251	12.0	1	58
Josh Morgan	4	31	7.8	0	3
Cary Wade	1	12	12.0	0	0
Jason Adjepong	0	6	0.0	0	6
Total.....	26	300	11.5	1	58
Opponents.....	23	188	8.2	0	34

INTERCEPTIONS	No.	Yds	Avg	TD	Long
Victor Harris	4	75	18.8	1	72
Brandon Flowers	3	26	8.7	0	24
Xavier Adibi	3	49	16.3	0	40
D.J. Parker	2	28	14.0	0	18
Brenden Hill	2	95	47.5	1	69
Aaron Rouse	1	28	28.0	0	28
Kam Chancellor	1	4	4.0	0	3
Total.....	16	305	19.1	2	72
Opponents.....	9	35	3.9	0	31

KICK RETURNS	No.	Yds	Avg	TD	Long
Eddie Royal	17	395	23.2	0	55
Josh Morgan	2	38	19.0	0	25
David Clowney	2	44	22.0	0	24
Carlton Weatherford	1	24	24.0	0	24
TEAM	1	0	0.0	0	0
Total.....	23	501	21.8	0	55
Opponents.....	25	535	21.4	0	34

FUMBLE RETURNS	No.	Yds	Avg	TD	Long
Noland Burchette	1	15	15.0	1	15
Nekos Brown	1	12	12.0	0	12
Xavier Adibi	1	35	35.0	1	35
Total.....	3	62	20.7	2	35
Opponents.....	3	50	16.7	1	38

SCORING	TD	FGs	----- PATs -----					DXP	Saf	Points
			Kick	Rush	Rcv	Pass				
Branden Ore	15	0-0	0-0	0-0	0	0-0	0	0	90	
Brandon Pace	0	17-18	35-37	0-0	0	0-0	0	0	86	
Eddie Royal	4	0-0	0-0	0-0	0	0-0	0	0	24	
Josh Morgan	4	0-0	0-0	0-0	0	0-0	0	0	24	
George Bell	2	0-0	0-0	0-0	0	0-0	0	0	12	
Kenny Lewis	2	0-0	0-0	0-0	0	0-0	0	0	12	
Sean Glennon	1	0-0	0-0	0-0	0	0-0	0	0	6	
Greg Boone	1	0-0	0-0	0-0	0	0-0	0	0	6	
Justin Harper	1	0-0	0-0	0-0	0	0-0	0	0	6	
Elan Lewis	1	0-0	0-0	0-0	0	0-0	0	0	6	
Sam Wheeler	1	0-0	0-0	0-0	0	0-0	0	0	6	
Brenden Hill	1	0-0	0-0	0-0	0	0-0	0	0	6	
Victor Harris	1	0-0	0-0	0-0	0	0-0	0	0	6	
Carlton Weatherford	1	0-0	0-0	0-0	0	0-0	0	0	6	
Xavier Adibi	1	0-0	0-0	0-0	0	0-0	0	0	6	
Noland Burchette	1	0-0	0-0	0-0	0	0-0	0	0	6	
TEAM	0	0-0	0-0	0-0	0	0-0	0	2	4	
Jared Develli	0	0-1	0-0	0-0	0	0-0	0	0	0	
Total.....	37	17-19	35-37	0-0	0	0-0	0	2	312	
Opponents.....	11	11-14	11-11	0-0	0	0-0	0	1	112	

TOTAL OFFENSE	G	Plays	Rush	Pass	Total	Avg/G
Sean Glennon	12	335	-76	2097	2021	168.4
Branden Ore	11	221	1095	0	1095	99.5
Kenny Lewis	6	52	210	0	210	35.0
Ike Whitaker	5	25	42	119	161	32.2
George Bell	4	35	107	0	107	26.8
Elan Lewis	8	28	47	0	47	5.9
Eddie Royal	12	7	24	0	24	2.0
Carlton Weatherford	12	3	11	0	11	0.9
Josh Morgan	11	1	6	0	6	0.5
Jesse Allen	12	3	3	0	3	0.2
Kenny Jefferson	6	1	3	0	3	0.5
Dustin Pickle	12	1	-3	0	-3	-0.2
David Clowney	11	1	-5	0	-5	-0.5
TEAM	11	11	-32	0	-32	-2.9
Total.....	12	724	1432	2216	3648	304.0
Opponents.....	12	691	1115	1538	2653	221.1

FG SEQUENCE	Virginia Tech	OPPONENTS
Northeastern	(30),34	[42]
North Carolina	-	(46)
Duke	(42)	-
Cincinnati	(37),(21)	(34),(46)
Georgia Tech	(41),(25)	(22)
Boston College	(36)	(36),(20)
Southern Miss	(26),(34)	(38),(37)
Clemson	(37)	-
Miami	(32)	(55),[52]
Kent State	(34),(37),(24)	32
Wake Forest	(42),(35)	(47),(22)
Virginia	(23),47	-

FIELD GOALS	FGM-FGA	Pct	01-19	20-29	30-39	40-49	50-99	Lg	Blk
Brandon Pace	17-18	94.4	0-0	5-5	9-9	3-4	0-0	42	0
Jared Develli	0-1	0.0	0-0	0-0	0-1	0-0	0-0	0	1

Numbers in (parentheses) indicate field goal was made.  
 Numbers in [brackets] indicate field goal was blocked.



ALL PURPOSE	G	Rush	Rec	PR	KOR	IR	Tot	Avg/G
Branden Ore	11	1095	203	0	0	0	1298	118.0
Eddie Royal	12	24	452	251	395	0	1122	93.5
Josh Morgan	11	6	434	31	38	0	509	46.3
David Clowney	11	-5	416	0	44	0	455	41.4
Justin Harper	12	0	318	0	0	0	318	26.5
Kenny Lewis	6	210	0	0	0	0	210	35.0
Sam Wheeler	12	0	146	0	0	0	146	12.2
Josh Hyman	11	0	111	0	0	0	111	10.1
George Bell	4	107	0	0	0	0	107	26.8
Brenden Hill	12	0	0	0	0	95	95	7.9
Victor Harris	12	0	0	0	0	75	75	6.2
Carlton Weatherford	12	11	25	0	24	0	60	5.0
Greg Boone	11	0	58	0	0	0	58	5.3
Jesse Allen	12	3	47	0	0	0	50	4.2
Xavier Adibi	12	0	0	0	0	49	49	4.1
Elan Lewis	8	47	0	0	0	0	47	5.9
Ike Whitaker	5	42	0	0	0	0	42	8.4
D.J. Parker	12	0	0	0	0	28	28	2.3
Aaron Rouse	12	0	0	0	0	28	28	2.3
Brandon Flowers	12	0	0	0	0	26	26	2.2
Cary Wade	11	0	0	12	0	0	12	1.1
Justin Born	2	0	7	0	0	0	7	3.5
Jason Adjepong	2	0	0	6	0	0	6	3.0
Kam Chancellor	12	0	0	0	0	4	4	0.3
Kenny Jefferson	6	3	0	0	0	0	3	0.5
Dustin Pickle	12	-3	0	0	0	0	-3	-0.2
TEAM	11	-32	0	0	0	0	-32	-2.9
Sean Glennon	12	-76	-1	0	0	0	-77	-6.4
Total.....	12	1432	2216	300	501	305	4754	396.2
Opponents.....	12	1115	1538	188	535	35	3411	284.2

POINTS OFF TURNOVERS

VT	Total	NU	NC	DUKE	UC	GT	BC	SMU	CU	UM	KSU	WF	UVa
Opp. TOs	26	2	5	1	3	2	0	2	2	3	3	1	2
Points	92	10	21	0	7	6	0	3	7	14	10	7	7
<b>Opponents</b>													
VT TOs	19	1	3	1	2	2	4	1	1	1	1	1	1
Points	23	0	0	0	3	7	13	0	0	0	0	0	0

ON THE MOVE

Quarterback	Drives			Drives Ended By						Points Scored	Pts. Drive	Drive Efficiency
	Started	TD	FG	FGA	Punt	Downs	TO	Clock	Safety			
Glennon	133	30	16	17	56	6	17	6	1	263	1.98	34.6%
Whitaker	8	2	1	2	3	0	0	1	0	17	2.13	37.5%
Holt	1	0	0	0	0	0	0	1	0	0	0.0	0%
VT Offense	142	32	17	19	57	6	17	8	1	290	2.04	34.5%
Opp. Offense	151	10	11	14	80	6	26	13	2	110	0.73	13.9%

KICKOFFS

No.	Yds	Avg	TB	OB	Retn	Net	YdLn	Avg. Depth	Avg. Drive Start
Jared Develli	57	3661	64.2	35	0			0.9-yd. line (49)	21.2-yd. line (1208)
Brandon Pace	6	361	60.2	3	0			4.8-yd. line (29)	22.8-yd. line (137)
Jud Dunlevy	3	192	64.0	2	0			1.5-yd. line (3)	25.5-yd. line (51)
Nic Schmitt	2	94	47.0	0	0			25.5-yd. line (51)	25.5-yd. line (51)
Total.....	67	4243	63.4	39	0	535	43.7	21	
Opponents.....	35	2020	57.7	9	4	501	38.3	26	

KICKOFF RETURNS (20 yards added to average drive started total for touchbacks)

Player	No.	Ret.	FC	OB	TB	O-S	Avg. Depth	Avg. Drive Start
Deep Men	30	21	0	0	9	0	6.0-yd. line (180)	24.7-yd. line (742)
Other	5	1	0	4	0	0	30.8-yd. line (154)	36.8-yd. line (184)
Team	35	22	0	4	9	0	9.5-yd. line (334)	26.5-yd. line (926)





Virginia Tech Football  
Virginia Tech Overall Defensive Statistics (as of Dec 3, 2006)

DEFENSIVE LEADERS	GP	----Tackles----			TFL/Yds	-Sacks-	----Pass Def----			-Fumbles-		Blkd	
		Solo	Ast	Total			Int-Yds	BrUp	QBH	Rcv-Yds	FF	Kick	Saf
9 Vince Hall	12	52	63	115	10.0-35	2.0-21	.	1	8	1-0	2	.	.
11 Xavier Adibi	12	27	51	78	5.5-14	3.0-9	3-49	3	5	1-35	3	.	.
36 Aaron Rouse	12	20	31	51	1.5-3	.	1-28	1	.	.	1	.	.
31 Brenden Hill	12	22	27	49	6.5-41	2.5-21	2-95	6	3	.	.	.	.
59 Barry Booker	12	15	34	49	7.0-41	1.5-21	.	2	12	1-0	1	.	.
18 Brandon Flowers	12	27	21	48	7.5-41	3.5-28	3-26	18	3	.	1	.	.
96 Noland Burchette	12	23	20	43	6.5-21	2.5-15	.	.	17	2-15	1	.	.
25 D.J. Parker	12	13	27	40	.	.	2-28	6	.	.	2	.	.
99 Carlton Powell	12	16	21	37	6.5-25	2.5-19	.	1	7	2-0	.	.	.
30 Cary Wade	11	17	19	36	1.5-2	.	.	.	.	1-0	1	1	.
49 Chris Ellis	11	16	19	35	7.5-37	3.5-29	.	1	16	.	1	.	.
1 Victor Harris	12	19	12	31	.	.	4-75	1	.	.	.	.	.
90 Orion Martin	12	9	18	27	1.5-10	1.0-8	.	.	12	.	.	.	.
75 Kory Robertson	12	8	7	15	2.0-13	1.0-10	.	.	6	.	.	1	.
95 Cordarrow Thompson	12	7	7	14	3.0-9	2.0-8	.	.	3	.	.	.	.
45 Purnell Sturdivant	12	4	6	10	.	.	.	.	.	.	.	.	.
33 Brett Warren	3	4	6	10	.	.	.	.	.	.	.	.	.
4B William Wall	5	5	4	9	3.0-14	3.0-14	.	1	5	.	1	.	.
47 Nekos Brown	12	3	6	9	0.5-1	.	.	.	.	1-12	.	.	.
26 Cody Grimm	12	5	4	9	.	.	.	.	.	.	.	.	.
17 Kam Chancellor	12	2	6	8	.	.	1-4	2	.	.	.	.	.
24 Dorian Porch	12	3	4	7	.	.	.	.	.	.	.	.	.
15 Roland Minor	7	5	1	6	.	.	.	1	.	1-0	.	.	.
41 Cam Martin	8	3	3	6	.	.	.	.	.	.	.	.	.
13 Corey Gordon	12	1	5	6	.	.	.	2	.	.	.	.	.
89 Jonas Houseright	12	.	5	5	.	.	.	.	.	.	.	.	.
4A Jason Adjepong	2	1	3	4	.	.	.	.	2	.	.	.	.
53 Nick Leeson	12	2	2	4	.	.	.	.	.	.	.	.	.
22 Stephan Virgil	10	3	1	4	.	.	.	.	.	.	.	.	.
76 Duane Brown	12	3	1	4	.	.	.	.	.	.	.	1	.
32 Jake Patten	12	1	3	4	.	.	.	.	.	.	.	.	.
48 Corey Price	8	2	2	4	.	.	.	.	.	.	.	.	.
21 Ryan Hash	12	2	2	4	.	.	.	.	.	.	.	.	.
87 David Clowney	11	2	1	3	.	.	.	.	.	.	.	.	.
27 Jahre Cheeseman	3	3	.	3	.	.	.	.	.	.	.	.	.
28 Branden Ore	11	2	.	2	.	.	.	.	.	.	.	.	.
4 Eddie Royal	12	1	.	1	.	.	.	.	.	.	.	.	.
98 Jared Develli	12	.	1	1	.	.	.	.	.	.	.	.	.
63 Watson Stelly	2	.	1	1	.	.	.	.	.	.	.	.	.
56 Demetrius Taylor	8	.	1	1	.	.	.	.	.	.	.	.	.
86 Omar Hashish	2	.	1	1	.	.	.	.	.	.	.	.	.
TM TEAM	11	.	.	.	.	.	.	.	.	.	.	.	2
2 Josh Morgan	11	.	.	.	.	.	.	.	.	.	.	2	.
Total.....	12	348	446	794	70-307	28-203	16-305	46	99	10-62	14	5	2
Opponents.....	12	407	354	761	70.0-281	26-205	9-35	39	21	9-50	14	4	1



**Virginia Tech Football**  
**Virginia Tech Game Superlatives (as of Dec 3, 2006)**

**INDIVIDUAL GAME HIGHS**

Rushes	37	Branden Ore vs Clemson (Oct 26, 2006)
Yards Rushing	207	Branden Ore vs Southern Miss (Oct 21, 2006)
TD Rushes	3	Branden Ore at North Carolina (Sep 09, 2006)
Long Rush	70	Branden Ore vs Southern Miss (Oct 21, 2006)
Pass attempts	53	Sean Glennon vs Georgia Tech (Sep 30, 2006)
Pass completions	27	Sean Glennon vs Georgia Tech (Sep 30, 2006)
Yards Passing	339	Sean Glennon vs Georgia Tech (Sep 30, 2006)
TD Passes	3	Sean Glennon vs Northeastern (Sep 02, 2006)
Long Pass	60	Sean Glennon vs Duke (Sep 16, 2006)
Receptions	7	Eddie Royal vs Georgia Tech (Sep 30, 2006)
Yards Receiving	120	David Clowney vs Duke (Sep 16, 2006)
TD Receptions	1	Josh Morgan vs Northeastern (Sep 02, 2006) Branden Ore vs Northeastern (Sep 02, 2006) Carlton Weatherford vs Northeastern (Sep 02, 2006) Greg Boone at North Carolina (Sep 09, 2006) Josh Morgan vs Duke (Sep 16, 2006) Sam Wheeler vs Duke (Sep 16, 2006) Justin Harper vs Cincinnati (Sep 23, 2006) Eddie Royal vs Georgia Tech (Sep 30, 2006) Josh Morgan vs Southern Miss (Oct 21, 2006) Josh Morgan at Wake Forest (Nov 18, 2006) Eddie Royal at Wake Forest (Nov 18, 2006) Eddie Royal vs Virginia (Nov 25, 2006)
Long Reception	60	David Clowney vs Duke (Sep 16, 2006)
Field Goals	3	Brandon Pace vs Kent State (Nov 11, 2006)
Long Field Goal	42	Brandon Pace vs Duke (Sep 16, 2006) Brandon Pace at Wake Forest (Nov 18, 2006)
Punts	8	Nic Schmitt vs Clemson (Oct 26, 2006) Nic Schmitt at Miami (Nov 04, 2006)
Punting Avg	48.0	Nic Schmitt vs Northeastern (Sep 02, 2006)
Long Punt	58	Nic Schmitt vs Kent State (Nov 11, 2006) Nic Schmitt vs Virginia (Nov 25, 2006)
Long Punt Return	58	Eddie Royal vs Duke (Sep 16, 2006)
Long Kickoff Return	55	Eddie Royal at Wake Forest (Nov 18, 2006)
Tackles	15	Vince Hall vs Kent State (Nov 11, 2006)
Sacks	3.0	William Wall vs Duke (Sep 16, 2006)
Tackles For Loss	3.5	Chris Ellis vs Kent State (Nov 11, 2006)
Interceptions	2	Victor Harris vs Cincinnati (Sep 23, 2006) Brandon Flowers at Miami (Nov 04, 2006)



Virginia Tech Football  
Virginia Tech Game Superlatives (as of Dec 3, 2006)

TEAM GAME HIGHS

Rushes	58	vs Clemson (Oct 26, 2006)
Yards Rushing	284	vs Southern Miss (Oct 21, 2006)
Yards Per Rush	7.3	vs Southern Miss (Oct 21, 2006)
TD Rushes	3	at North Carolina (Sep 09, 2006) vs Southern Miss (Oct 21, 2006) vs Clemson (Oct 26, 2006)
Pass attempts	54	vs Georgia Tech (Sep 30, 2006)
Pass completions	27	vs Georgia Tech (Sep 30, 2006)
Yards Passing	339	vs Georgia Tech (Sep 30, 2006)
Yards Per Pass	11.7	vs Duke (Sep 16, 2006)
TD Passes	3	vs Northeastern (Sep 02, 2006)
Total Plays	81	vs Georgia Tech (Sep 30, 2006)
Total Offense	418	vs Duke (Sep 16, 2006)
Yards Per Play	7.2	vs Southern Miss (Oct 21, 2006)
Points	38	vs Northeastern (Sep 02, 2006)
Sacks By	8	vs Duke (Sep 16, 2006)
First Downs	25	vs Georgia Tech (Sep 30, 2006)
Penalties	9	vs Duke (Sep 16, 2006) at Boston College (Oct 12, 2006)
Penalty Yards	88	at Boston College (Oct 12, 2006)
Turnovers	4	at Boston College (Oct 12, 2006)
Interceptions By	4	at North Carolina (Sep 09, 2006)

**BIGGER ... LOUDER ... BETTER**

Now in its 42nd season as an arena of collegiate football competition, Lane Stadium/Worsham Field has gone through numerous changes, renovations and additions. But through it all, it has always been regarded as one of the finest places to watch — and toughest places for opponents to play — a college football game.

In the summer of 2003, \$1.9 million was raised to fund the ongoing planning of the west side expansion. That money allowed for the ground breaking of the west side project, which will be now completed. This project marks the third of a three-phase project at Lane Stadium/Worsham Field.

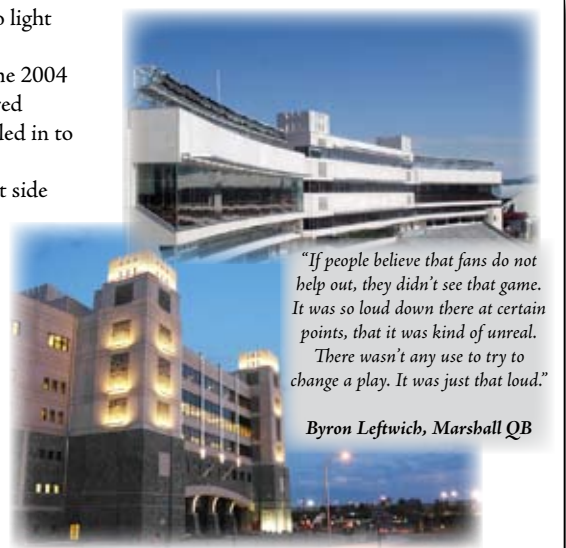
Ground was broken in November, 2004 and crews began building around the current press box, laying the above and below ground

settings, as well as removing the two light towers on that side of the stadium.

Following the completion of the 2004 season, the old press box was removed completely and the structure was filled in to match the new structure.

The new press area on the west side highlights the media's needs, along with a dining area and improved overall facilities.

In addition, the fencing that surrounds the stadium has been removed and the area on the west side exterior of the newly renovated stadium has been landscaped with walkways and a weekday parking lot for ticket patrons, Hall of Fame and Hokie Club visitors.



*"If people believe that fans do not help out, they didn't see that game. It was so loud down there at certain points, that it was kind of unreal. There wasn't any use to try to change a play. It was just that loud."*

**Byron Leftwich, Marshall QB**



**Virginia Tech Football**  
**Virginia Tech Game Superlatives (as of Dec 3, 2006)**

**OPPONENT INDIVIDUAL GAME HIGHS**

Rushes	21	JARVIS, Eugene, vs Kent State (Nov 11, 2006)
Yards Rushing	105	Choice, T., vs Georgia Tech (Sep 30, 2006)
TD Rushes	2	Choice, T., vs Georgia Tech (Sep 30, 2006)
Long Rush	50	Moss, T., at Miami (Nov 04, 2006)
Pass attempts	30	Skinner, R, at Wake Forest (Nov 18, 2006)
Pass completions	17	Skinner, R, at Wake Forest (Nov 18, 2006)
Yards Passing	195	Skinner, R, at Wake Forest (Nov 18, 2006)
TD Passes	2	Ball, R., vs Georgia Tech (Sep 30, 2006) Ryan, M, at Boston College (Oct 12, 2006)
Long Pass	59	Ball, R., vs Georgia Tech (Sep 30, 2006)
Receptions	6	Johnson, C., vs Georgia Tech (Sep 30, 2006)
Yards Receiving	115	Johnson, C., vs Georgia Tech (Sep 30, 2006)
TD Receptions	2	Johnson, C., vs Georgia Tech (Sep 30, 2006) Challenger, K, at Boston College (Oct 12, 2006)
Long Reception	59	Johnson, J., vs Georgia Tech (Sep 30, 2006)
Field Goals	2	LOVELL, Kevin, vs Cincinnati (Sep 23, 2006) Aponavicius, S, at Boston College (Oct 12, 2006) McCALEB, Darren, vs Southern Miss (Oct 21, 2006) Swank, S, at Wake Forest (Nov 18, 2006)
Long Field Goal	55	Peattie, J., at Miami (Nov 04, 2006)
Punts	10	Chason, C, vs Clemson (Oct 26, 2006)
Punting Avg	46.0	Peattie, J., at Miami (Nov 04, 2006)
Long Punt	58	Ryan Weigand, vs Virginia (Nov 25, 2006)
Long Punt Return	34	Tate, B, at North Carolina (Sep 09, 2006)
Long Kickoff Return	34	Tony Franklin, vs Virginia (Nov 25, 2006)
Tackles	14	Clay, A, vs Clemson (Oct 26, 2006)
Sacks	3.0	Campbell, C., at Miami (Nov 04, 2006)
Tackles For Loss	3.0	Campbell, C., at Miami (Nov 04, 2006) WILLIAMS, Jack, vs Kent State (Nov 11, 2006)
Interceptions	1	Charlot, vs Northeastern (Sep 02, 2006) Talley, J, vs Duke (Sep 16, 2006) ROSS, Dominic, vs Cincinnati (Sep 23, 2006) Glasper, R, at Boston College (Oct 12, 2006) Dunbar, J, at Boston College (Oct 12, 2006) SUMRALL, Brandon, vs Southern Miss (Oct 21, 2006) Sharpe, G., at Miami (Nov 04, 2006) Gattis, J, at Wake Forest (Nov 18, 2006) J. Fitzgerald, vs Virginia (Nov 25, 2006)

**OPPONENT TEAM GAME HIGHS**

Rushes	41	vs Duke (Sep 16, 2006)
Yards Rushing	153	at Miami (Nov 04, 2006)
Yards Per Rush	5.7	at Miami (Nov 04, 2006)
TD Rushes	2	vs Georgia Tech (Sep 30, 2006)
Pass attempts	38	at North Carolina (Sep 09, 2006)
Pass completions	19	at North Carolina (Sep 09, 2006)
Yards Passing	195	at Wake Forest (Nov 18, 2006)
Yards Per Pass	10.4	vs Georgia Tech (Sep 30, 2006)
TD Passes	2	vs Georgia Tech (Sep 30, 2006) at Boston College (Oct 12, 2006)
Total Plays	69	at North Carolina (Sep 09, 2006)
Total Offense	325	vs Georgia Tech (Sep 30, 2006)
Yards Per Play	6.1	vs Georgia Tech (Sep 30, 2006)
Points	38	vs Georgia Tech (Sep 30, 2006)
Sacks By	5	at Miami (Nov 04, 2006)
First Downs	16	at North Carolina (Sep 09, 2006) at Boston College (Oct 12, 2006)
Penalties	10	vs Northeastern (Sep 02, 2006)
Penalty Yards	83	vs Georgia Tech (Sep 30, 2006)
Turnovers	5	at North Carolina (Sep 09, 2006)
Interceptions By	2	at Boston College (Oct 12, 2006)



Virginia Tech Football  
Virginia Tech - Long Plays

20-YARD PLUS PLAYS

Yards	Type	Player(s)	Opponent
*72	INT	Victor Harris	Cincinnati
*70	Rush	Branden Ore	Southern Miss
*69	INT	Brenden Hill	North Carolina
60	Pass	David Clowney from Sean Glennon	Duke
*58	PR	Eddie Royal	Duke
*55	Pass	Branden Ore from Sean Glennon	Northeastern
55	KR	Eddie Royal	Wake Forest
*54	Pass	Josh Morgan from Sean Glennon	Northeastern
*53	Pass	Josh Morgan from Sean Glennon	Wake Forest
49	Pass	Justin Harper from Sean Glennon	Georgia Tech
*49	Pass	Eddie Royal from Sean Glennon	Wake Forest
*49	Pass	Eddie Royal from Sean Glennon	Virginia
*47	Pass	Justin Harper from Sean Glennon	Cincinnati
46	Rush	Branden Ore	Cincinnati
44	Pass	Eddie Royal from Sean Glennon	Cincinnati
42	PR	Eddie Royal	Kent State
41	Pass	Sam Wheeler from Sean Glennon	Clemson
*41	Pass	Greg Boone from Ike Whitaker	North Carolina
41	Pass	Eddie Royal from Sean Glennon	Duke
40	INT	Xavier Adibi	North Carolina
40	Pass	Justin Harper from Sean Glennon	Georgia Tech
40	Rush	Branden Ore	Clemson
40	Pass	Eddie Royal from Sean Glennon	Southern Miss
*38	Pass	Josh Morgan from Sean Glennon	Southern Miss
35	Pass	David Clowney from Sean Glennon	Wake Forest
*35	FR	Xavier Adibi	Wake Forest
34	Pass	Branden Ore from Sean Glennon	Cincinnati
30	Pass	Eddie Royal from Sean Glennon	Georgia Tech
30	Pass	Josh Morgan from Sean Glennon	Miami
28	INT	Aaron Rouse	North Carolina
28	Pass	David Clowney from Sean Glennon	Duke
28	Pass	Sam Wheeler from Sean Glennon	Wake Forest
28	KR	Eddie Royal	North Carolina
28	Pass	Jesse Allen from Sean Glennon	Miami
28	KR	Eddie Royal	Georgia Tech
27	KR	Eddie Royal	Miami
27	KR	Eddie Royal	Boston College
26	Pass	Branden Ore from Sean Glennon	Northeastern
26	KR	Eddie Royal	Southern Miss
26	PR	Eddie Royal	Duke
26	Rush	Kenny Lewis	Wake Forest
26	INT	Brenden Hill	Georgia Tech
*26	Rush	Branden Ore	Georgia Tech
25	KR	Josh Morgan	Southern Miss
*25	Pass	Josh Morgan from Sean Glennon	Duke
25	KR	Eddie Royal	Boston College
24	KR	Eddie Royal	Boston College
24	KR	David Clowney	Georgia Tech
24	KR	Carlton Weatherford	Wake Forest
24	Rush	Branden Ore	Cincinnati
24	INT	Brandon Flowers	Miami
22	KR	Eddie Royal	Cincinnati
22	Pass	Branden Ore from Sean Glennon	North Carolina
22	Pass	Sam Wheeler from Sean Glennon	Virginia
21	Pass	David Clowney from Sean Glennon	Duke
21	KR	Eddie Royal	Cincinnati
21	Pass	Josh Morgan from Sean Glennon	Duke
21	Rush	Branden Ore	Clemson
*21	Pass	Eddie Royal from Sean Glennon	Georgia Tech
20	PR	Eddie Royal	Northeastern
20	Pass	Justin Harper from Sean Glennon	Kent State
20	Pass	Justin Harper from Sean Glennon	Northeastern
20	Pass	Josh Hyman from Sean Glennon	Georgia Tech
20	KR	David Clowney	Georgia Tech
20	PR	Eddie Royal	Duke
20	KR	Eddie Royal	Cincinnati

\* touchdown scored on play

LONGEST PLAYS OF THE YEAR

Category	Yards	Player	Opponent	Date
<b>Rushing</b>	70	Branden Ore	Southern Miss	10/21/2006
<b>Rushing Touchdown</b>	70	Branden Ore	Southern Miss	10/21/2006
<b>Passing</b>	60	David Clowney from Sean Glennon	Duke	9/16/2006
<b>Passing Touchdown</b>	55	Branden Ore from Sean Glennon	Northeastern	9/2/2006
<b>Punt Return</b>	58	Eddie Royal	Duke	9/16/2006
<b>Kick Return</b>	55	Eddie Royal	Wake Forest	11/18/2006
<b>Interception Return</b>	72	Victor Harris	Cincinnati	9/23/2006
<b>Fumble Return</b>	35	Xavier Adibi	Wake Forest	11/18/2006
<b>Punt</b>	58	Nic Schmitt	Virginia & Kent State	11/25/2006 & 11/11/2006
<b>Field Goal</b>	42	Brandon Pace	Wake Forest & Duke	11/18/2006 & 9/16/2006

LONG PLAYS BY THE NUMBERS

Long Plays By Yards	No.	TD	Long Plays By Type	No.	TD
100+	0	0	Rushing	7	2
90-99	0	0	Passing	32	10
80-89	0	0	Punt returns	5	1
70-79	2	2	Kick returns	15	0
60-69	2	1	Interceptions	6	2
50-59	5	4	Fumble returns	1	1
40-49	14	4	Other	0	0
30-39	6	2	TOTAL	66	16
20-29	37	3			



Virginia Tech Football  
Virginia Tech - Play Breakdown

	-----Total-----			-----1st down-----			-----2nd down-----			-----3rd down-----			-----4th down-----							
	Cmp-Att	Pct	TD	Cmp-Att	Pct	TD	Cmp-Att	Pct	TD	Cmp-Att	Pct	TD	Cmp-Att	Pct	TD					
<b>PASSING</b>	157-276	56%	88	11	58-98	59%	25	6	51-98	52%	27	3	48-80	60%	36	2	0-0	0%	0	0
Sean Glennon	10-16	62%	7	1	3-5	60%	1	0	4-7	57%	4	1	3-4	75%	2	0	0-0	0%	0	0
Ike Whitaker	167-295	56%	95	12	61-106	57%	26	6	55-105	52%	31	4	51-84	60%	38	2	0-0	0%	0	0
<b>TOTALS</b>																				

	-----2nd-short-----			-----2nd-middle-----			-----2nd-long-----			-----3rd-short-----			-----3rd-middle-----			-----3rd-long-----								
	Cmp-Att	Pct	TD	Cmp-Att	Pct	TD	Cmp-Att	Pct	TD	Cmp-Att	Pct	TD	Cmp-Att	Pct	TD	Cmp-Att	Pct	TD						
<b>PASSING</b>	6-12	50%	5	0	8-13	61%	4	2	37-73	50%	18	1	2-2	100%	1	0	8-16	50%	6	1	38-62	61%	29	1
Sean Glennon	1-1	100%	1	0	0-0	0%	0	0	3-6	50%	3	1	0-0	0%	0	0	0-0	0%	0	0	3-4	75%	2	0
Ike Whitaker	7-13	53%	6	0	8-13	61%	4	2	40-79	50%	21	2	2-2	100%	1	0	8-16	50%	6	1	41-66	62%	31	1
<b>TOTALS</b>																								

	-----Total-----			-----1st down-----			-----2nd down-----			-----3rd down-----			-----4th down-----							
	Rec-Att	Pct	TD	Rec-Att	Pct	TD	Rec-Att	Pct	TD	Rec-Att	Pct	TD	Rec-Att	Pct	TD					
<b>RECEIVING</b>	33-46	16%	17	0	10-19	18%	1	0	13-17	16%	7	0	10-10	12%	9	0	0-0	0%	0	0
David Clowney	31-53	18%	21	4	13-23	22%	8	2	11-20	19%	7	1	7-10	12%	6	1	0-0	0%	0	0
Josh Morgan	27-46	16%	18	3	12-15	14%	7	2	8-17	16%	5	0	7-14	17%	6	1	0-0	0%	0	0
Eddie Royal	20-35	12%	14	1	9-14	13%	5	0	2-6	5%	1	1	9-15	18%	8	0	0-0	0%	0	0
Justin Harper	16-29	10%	7	0	5-8	7%	2	0	7-12	11%	4	0	4-9	11%	1	0	0-0	0%	0	0
Josh Hymn	14-19	6%	7	1	2-4	3%	1	1	3-4	3%	2	0	9-11	13%	4	0	0-0	0%	0	0
Branden Ore	12-24	8%	5	1	7-14	13%	2	1	3-6	5%	1	0	2-4	5%	2	0	0-0	0%	0	0
Sam Wheeler	4-4	1%	3	1	0-0	0%	0	0	3-3	2%	2	1	1-1	1%	1	0	0-0	0%	0	0
Carlton Weatherford	4-7	2%	2	0	1-1	0%	0	0	2-5	4%	1	0	1-1	1%	1	0	0-0	0%	0	0
Jesse Allen	4-10	3%	1	1	0-1	0%	0	0	3-5	4%	1	1	1-4	5%	0	0	0-0	0%	0	0
Greg Boone	1-1	0%	0	0	1-1	0%	0	0	0-0	0%	0	0	0-0	0%	0	0	0-0	0%	0	0
Justin Born	1-1	0%	0	0	1-1	0%	0	0	0-0	0%	0	0	0-0	0%	0	0	0-0	0%	0	0
Sean Glennon	167-286	100%	95	12	61-104	100%	26	6	55-102	100%	31	4	51-80	100%	38	2	0-0	0%	0	0
<b>TOTALS</b>																				

	-----2nd-short-----			-----2nd-middle-----			-----2nd-long-----			-----3rd-short-----			-----3rd-middle-----			-----3rd-long-----								
	Rec-Att	Pct	TD	Rec-Att	Pct	TD	Rec-Att	Pct	TD	Rec-Att	Pct	TD	Rec-Att	Pct	TD	Rec-Att	Pct	TD						
<b>RECEIVING</b>	0-1	7%	0	2-2	15%	1	0	11-14	18%	6	0	1-1	50%	0	0	1-1	6%	1	0	8-8	12%	8	0	
David Clowney	1-2	15%	1	0	1-1	7%	1	0	9-17	22%	5	1	1-1	50%	1	0	2-4	26%	2	0	4-5	7%	3	1
Josh Morgan	2-3	23%	1	0	1-3	23%	1	0	5-11	14%	3	0	0-0	0%	0	0	1-3	20%	1	1	6-11	17%	5	0
Eddie Royal	0-0	0%	0	0	1-1	7%	1	1	1-5	6%	0	0	0-0	0%	0	0	0-0	0%	0	0	9-15	23%	8	0
Justin Harper	2-3	23%	2	0	0-0	0%	0	0	5-9	11%	2	0	0-0	0%	0	0	1-2	13%	1	0	3-7	11%	0	0
Josh Hymn	0-0	0%	0	0	0-0	0%	0	0	3-4	5%	2	0	0-0	0%	0	0	2-2	13%	0	0	7-9	14%	4	0
Branden Ore	0-0	0%	0	0	0-1	7%	0	0	3-5	6%	1	0	0-0	0%	0	0	1-1	6%	1	0	1-3	4%	1	0
Sam Wheeler	1-1	7%	1	0	1-2	15%	0	0	0-2	2%	0	0	0-0	0%	0	0	0-0	0%	0	0	1-1	1%	1	0
Jesse Allen	1-1	7%	1	0	1-1	7%	0	0	1-1	1%	1	1	0-0	0%	0	0	0-0	0%	0	0	1-1	1%	1	0
Carlton Weatherford	0-0	0%	0	0	0-0	0%	0	0	2-4	5%	1	1	0-0	0%	0	0	0-1	6%	0	0	1-3	4%	0	0
Greg Boone	0-0	0%	0	0	0-0	0%	0	0	0-0	0%	0	0	0-0	0%	0	0	0-0	0%	0	0	0-0	0%	0	0
Justin Born	0-0	0%	0	0	0-0	0%	0	0	0-0	0%	0	0	0-0	0%	0	0	0-0	0%	0	0	0-0	0%	0	0
Sean Glennon	7-13	100%	6	0	8-13	100%	4	2	40-76	100%	21	2	2-2	100%	1	0	8-15	100%	6	1	41-63	100%	31	1
<b>TOTALS</b>																								





Virginia Tech Football  
Virginia Tech - Play Breakdown

RUSHING	Total			1st down			2nd down			3rd down			4th down						
	Att	Avg	1st TD	Att	Avg	1st TD	Att	Avg	1st TD	Att	Avg	1st TD	Att	Avg	1st TD				
Branden Ore	221	5.0	48	118	5.1	11	6	75	5.2	28	7	25	4.1	9	1	3	0.3	0	0
Kenny Lewis	52	4.0	8	28	4.7	4	2	17	3.9	3	0	6	2.5	1	0	1	-2.0	0	0
George Bell	35	3.1	4	18	2.6	0	2	10	4.2	1	0	7	2.6	3	0	0	0.0	0	0
Sean Glennon	33	3.8	6	1	2.9	1	0	12	3.8	1	1	11	4.8	3	0	1	2.0	1	0
Elan Lewis	28	1.7	3	13	1.5	0	0	8	1.5	1	0	7	2.1	2	1	0	0.0	0	0
TEAM	10	-3.2	0	3	-1.7	0	0	2	-3.0	0	0	3	-3.0	0	0	2	-6.0	0	0
Ike Whitaker	9	4.7	2	2	9.0	1	0	3	-0.3	0	0	3	2.3	0	0	1	18.0	1	0
Eddie Royal	5	4.8	1	0	4.8	1	0	0	0.0	0	0	0	0.0	0	0	0	0.0	0	0
Jesse Allen	3	1.0	1	0	0.0	0	0	2	1.5	1	0	0	0.0	0	0	0	0.0	0	0
Carlton Weatherford	3	3.7	1	0	4.5	0	0	0	0.0	0	0	1	2.0	1	0	0	0.0	0	0
Dustin Pickle	1	-3.0	0	0	0.0	0	0	0	0.0	0	0	0	0.0	0	0	1	-3.0	0	0
Kenny Jefferson	1	3.0	0	0	0.0	0	0	1	3.0	0	0	0	0.0	0	0	0	0.0	0	0
Josh Morgan	1	6.0	0	0	0.0	0	0	0	0.0	0	0	1	6.0	0	0	0	0.0	0	0
David Clowney	1	-7.0	0	0	-7.0	0	0	0	0.0	0	0	0	0.0	0	0	0	0.0	0	0
TOTALS	403	4.0	74	200	4.3	18	10	130	4.3	35	8	64	3.3	19	2	9	0.4	2	0

RUSHING	2nd-short			2nd-middle			2nd-long			3rd-short			3rd-middle			3rd-long								
	Att	Avg	1st TD	Att	Avg	1st TD	Att	Avg	1st TD	Att	Avg	1st TD	Att	Avg	1st TD	Att	Avg	1st TD						
Branden Ore	19	5.8	13	3	15	6.5	7	3	41	4.5	8	1	12	2.8	6	1	1	2.0	0	0	12	5.6	3	0
Kenny Lewis	2	6.0	2	0	5	2.2	0	0	10	4.3	1	0	1	4.0	1	0	1	-1.0	0	0	4	3.0	0	0
George Bell	2	7.0	1	0	2	1.5	0	0	6	4.2	0	0	3	2.7	2	0	1	4.0	1	0	3	2.0	0	0
Sean Glennon	2	2.0	1	1	2	2.5	0	0	8	4.5	0	0	1	2.0	1	0	4	3.2	1	0	6	6.3	1	0
Elan Lewis	1	1.0	0	0	1	6.0	1	0	6	0.8	0	0	2	1.5	1	1	1	9.0	1	0	4	0.8	0	0
TEAM	0	0.0	0	0	0	0.0	0	0	2	-3.0	0	0	0	0.0	0	0	0	0.0	0	0	3	-3.0	0	0
Ike Whitaker	0	0.0	0	0	1	-4.0	0	0	2	1.5	0	0	0	0.0	0	0	0	0.0	0	0	3	2.3	0	0
Eddie Royal	0	0.0	0	0	0	0.0	0	0	0	0.0	0	0	0	0.0	0	0	0	0.0	0	0	0	0.0	0	0
Jesse Allen	2	1.5	1	0	0	0.0	0	0	0	0.0	0	0	0	0.0	0	0	0	0.0	0	0	0	0.0	0	0
Carlton Weatherford	0	0.0	0	0	0	0.0	0	0	0	0.0	0	0	1	2.0	1	0	0	0.0	0	0	0	0.0	0	0
Dustin Pickle	0	0.0	0	0	0	0.0	0	0	0	0.0	0	0	0	0.0	0	0	0	0.0	0	0	0	0.0	0	0
David Clowney	0	0.0	0	0	0	0.0	0	0	0	0.0	0	0	0	0.0	0	0	0	0.0	0	0	0	0.0	0	0
Josh Morgan	0	0.0	0	0	0	0.0	0	0	0	0.0	0	0	0	0.0	0	0	0	0.0	0	0	1	6.0	0	0
Kenny Jefferson	0	0.0	0	0	0	0.0	0	0	1	3.0	0	0	0	0.0	0	0	0	0.0	0	0	0	0.0	0	0
TOTALS	28	5.1	18	4	26	4.5	8	3	76	3.9	9	1	20	2.6	12	2	8	3.4	3	0	36	3.6	4	0



**Virginia Tech Football**  
**Virginia Tech - "Money" Plays**

Money plays are defined as plays resulting in first down or a touchdown

MONEY RUSHERS					MONEY RECEPTIONS				
	1st	TD	No.	Att		1st	TD	No.	Rec
Branden Ore	48	14	59	221	Josh Morgan	21	4	21	31
Kenny Lewis	8	2	9	52	Eddie Royal	18	3	18	27
Sean Glennon	6	1	7	33	David Clowney	17	0	17	33
George Bell	4	2	6	35	Justin Harper	14	1	14	20
Elan Lewis	3	1	4	28	Josh Hyman	7	0	7	16
Ike Whitaker	2	0	2	9	Branden Ore	7	1	7	14
Eddie Royal	1	0	1	5	Sam Wheeler	5	1	5	12
Carlton Weatherford	1	0	1	3	Carlton Weatherford	3	1	4	4
Jesse Allen	1	0	1	3	Jesse Allen	2	0	2	4
<b>TOTALS</b>	<b>74</b>	<b>20</b>	<b>90</b>	<b>403</b>	Greg Boone	1	1	1	4
					<b>TOTALS</b>	<b>95</b>	<b>12</b>	<b>96</b>	<b>167</b>

1ST DOWN MONEY RUSHERS					1ST DOWN MONEY RECEPTIONS				
	1st	TD	No.	Att		1st	TD	No.	Rec
Branden Ore	11	6	16	118	Josh Morgan	8	2	8	13
Kenny Lewis	4	2	5	28	Eddie Royal	7	2	7	12
George Bell	0	2	2	18	Justin Harper	5	0	5	9
Eddie Royal	1	0	1	5	Sam Wheeler	2	1	2	7
Ike Whitaker	1	0	1	2	Josh Hyman	2	0	2	5
Sean Glennon	1	0	1	9	David Clowney	1	0	1	10
<b>TOTALS</b>	<b>18</b>	<b>10</b>	<b>26</b>	<b>200</b>	Branden Ore	1	1	1	2
					<b>TOTALS</b>	<b>26</b>	<b>6</b>	<b>26</b>	<b>61</b>

2ND DOWN MONEY RUSHERS					2ND DOWN MONEY RECEPTIONS				
	1st	TD	No.	Att		1st	TD	No.	Rec
Branden Ore	28	7	33	75	Josh Morgan	7	1	7	11
Kenny Lewis	3	0	3	17	David Clowney	7	0	7	13
Sean Glennon	1	1	2	12	Eddie Royal	5	0	5	8
Elan Lewis	1	0	1	8	Josh Hyman	4	0	4	7
George Bell	1	0	1	10	Carlton Weatherford	2	1	3	3
Jesse Allen	1	0	1	2	Branden Ore	2	0	2	3
<b>TOTALS</b>	<b>35</b>	<b>8</b>	<b>41</b>	<b>130</b>	Greg Boone	1	1	1	3
					Jesse Allen	1	0	1	2
					Justin Harper	1	1	1	2
					Sam Wheeler	1	0	1	3
					<b>TOTALS</b>	<b>31</b>	<b>4</b>	<b>32</b>	<b>55</b>

3RD DOWN MONEY RUSHERS					3RD DOWN MONEY RECEPTIONS				
	1st	TD	No.	Att		1st	TD	No.	Rec
Branden Ore	9	1	10	25	David Clowney	9	0	9	10
George Bell	3	0	3	7	Justin Harper	8	0	8	9
Elan Lewis	2	1	3	7	Josh Morgan	6	1	6	7
Sean Glennon	3	0	3	11	Eddie Royal	6	1	6	7
Carlton Weatherford	1	0	1	1	Branden Ore	4	0	4	9
Kenny Lewis	1	0	1	6	Sam Wheeler	2	0	2	2
<b>TOTALS</b>	<b>19</b>	<b>2</b>	<b>21</b>	<b>64</b>	Jesse Allen	1	0	1	1
					Josh Hyman	1	0	1	4
					Carlton Weatherford	1	0	1	1
					<b>TOTALS</b>	<b>38</b>	<b>2</b>	<b>38</b>	<b>51</b>

4TH DOWN MONEY RUSHERS					4TH DOWN MONEY RECEPTIONS				
	1st	TD	No.	Att		1st	TD	No.	Rec
Sean Glennon	1	0	1	1	<b>TOTALS</b>	<b>0</b>	<b>0</b>	<b>0</b>	<b>0</b>
Ike Whitaker	1	0	1	1					
<b>TOTALS</b>	<b>2</b>	<b>0</b>	<b>2</b>	<b>9</b>					



Virginia Tech Football  
Virginia Tech - Tackles Breakdown

ALL TACKLES

Player	Total	Rush	Pass	Sack	KO	Punt	Int	Fumb	FF	Other
Vince Hall	115	81	30	2	0	1	0	0	1	0
Xavier Adibi	78	51	21	3	0	1	0	0	2	0
Aaron Rouse	51	36	14	0	0	0	0	0	1	0
Brenden Hill	49	29	17	3	0	0	0	0	0	0
Barry Booker	49	43	4	2	0	0	0	0	0	0
Brandon Flowers	48	21	22	4	0	0	0	0	1	0
Noland Burchette	43	35	4	3	0	1	0	0	0	0
D.J. Parker	40	29	9	0	0	0	0	0	2	0
Carlton Powell	37	32	2	3	0	0	0	0	0	0
Cary Wade	36	20	11	0	4	0	0	0	1	0
Chris Ellis	35	30	1	4	0	0	0	0	0	0
Victor Harris	31	13	18	0	0	0	0	0	0	0
Orion Martin	27	14	3	2	0	8	0	0	0	0
Kory Robertson	15	13	1	1	0	0	0	0	0	0
Cordarrow Thompson	14	12	0	2	0	0	0	0	0	0
Purnell Sturdivant	10	10	0	0	0	0	0	0	0	0
Brett Warren	10	6	4	0	0	0	0	0	0	0
Cody Grimm	9	0	0	0	9	0	0	0	0	0
Nekos Brown	9	6	0	0	3	0	0	0	0	0
William Wall	9	5	1	3	0	0	0	0	0	0
Kam Chancellor	8	4	1	0	3	0	0	0	0	0
Dorian Porch	7	4	2	0	1	0	0	0	0	0
Cam Martin	6	2	3	0	1	0	0	0	0	0
Roland Minor	6	1	4	0	0	1	0	0	0	0
Corey Gordon	6	5	0	0	1	0	0	0	0	0
Jonas Houseright	5	0	0	0	3	2	0	0	0	0
Nick Leeson	4	0	0	0	0	4	0	0	0	0
Corey Price	4	0	0	0	0	4	0	0	0	0
Jake Patten	4	0	0	0	4	0	0	0	0	0
Jason Adjepong	4	4	0	0	0	0	0	0	0	0
Duane Brown	4	0	0	0	0	3	0	1	0	0
Stephan Virgil	4	3	1	0	0	0	0	0	0	0
Ryan Hash	4	0	0	0	4	0	0	0	0	0
Jahre Cheeseman	3	0	2	0	1	0	0	0	0	0
David Clowney	3	0	0	0	0	3	0	0	0	0
Branden Ore	2	0	0	0	0	0	1	1	0	0
Omar Hashish	1	1	0	0	0	0	0	0	0	0
Eddie Royal	1	1	0	0	0	0	0	0	0	0
Watson Stelly	1	1	0	0	0	0	0	0	0	0
Demetrius Taylor	1	1	0	0	0	0	0	0	0	0
Jared Develli	1	0	0	0	1	0	0	0	0	0
<b>TOTALS</b>	<b>794</b>	<b>513</b>	<b>175</b>	<b>32</b>	<b>35</b>	<b>28</b>	<b>1</b>	<b>2</b>	<b>8</b>	<b>0</b>





## RUSHING TACKLES

Player	No.
Vince Hall	81
Xavier Adibi	51
Barry Booker	43
Aaron Rouse	36
Noland Burchette	35
Carlton Powell	32
Chris Ellis	30
Brenden Hill	29
D.J. Parker	29
Brandon Flowers	21
Cary Wade	20
Orion Martin	14
Victor Harris	13
Kory Robertson	13
Cordarrow Thompson	12
Purnell Sturdivant	10
Brett Warren	6
Nekos Brown	6
William Wall	5
Corey Gordon	5
Dorian Porch	4
Jason Adjepong	4
Kam Chancellor	4
Stephan Virgil	3
Cam Martin	2
Watson Stelly	1
Demetrius Taylor	1
Omar Hashish	1
Roland Minor	1
Eddie Royal	1
<b>TOTALS</b>	<b>513</b>

## PASSING TACKLES

Player	No.
Vince Hall	81
Brandon Flowers	51
Xavier Adibi	43
Victor Harris	36
Brenden Hill	35
Aaron Rouse	32
Cary Wade	30
D.J. Parker	29
Barry Booker	29
Noland Burchette	21
Roland Minor	20
Brett Warren	14
Orion Martin	13
Cam Martin	13
Jahre Cheeseman	12
Carlton Powell	10
Dorian Porch	6
Chris Ellis	6
Kam Chancellor	5
Kory Robertson	5
William Wall	4
Stephan Virgil	4
<b>TOTALS</b>	<b>175</b>

## SPECIAL TEAMS TACKLES

Player	Total	KO	Punt
Cody Grimm	9	9	0
Orion Martin	8	0	8
Jonas Houseright	5	3	2
Corey Price	4	0	4
Nick Leeson	4	0	4
Jake Patten	4	4	0
Ryan Hash	4	4	0
Cary Wade	4	4	0
Duane Brown	3	0	3
Kam Chancellor	3	3	0
David Clowney	3	0	3
Nekos Brown	3	3	0
Jared Develli	1	1	0
Dorian Porch	1	1	0
Jahre Cheeseman	1	1	0
Cam Martin	1	1	0
Roland Minor	1	0	1
Noland Burchette	1	0	1
Xavier Adibi	1	0	1
Corey Gordon	1	1	0
Vince Hall	1	0	1
<b>TOTALS</b>	<b>63</b>	<b>35</b>	<b>28</b>

## KICKOFF RETURN TACKLES

Player	No.
Cody Grimm	9
Cary Wade	4
Jake Patten	4
Ryan Hash	4
Jonas Houseright	3
Nekos Brown	3
Kam Chancellor	3
Corey Gordon	1
Cam Martin	1
Jahre Cheeseman	1
Dorian Porch	1
Jared Develli	1
<b>TOTALS</b>	<b>35</b>

## PUNT RETURN TACKLES

Player	No.
Orion Martin	8
Nick Leeson	4
Corey Price	4
Duane Brown	3
David Clowney	3
Jonas Houseright	2
Roland Minor	1
Noland Burchette	1
Xavier Adibi	1
Vince Hall	1
<b>TOTALS</b>	<b>28</b>



**Virginia Tech Football**  
**Virginia Tech By-Quarter Statistics (as of Dec 3, 2006)**

**3rd-Down Conversions**

Date	Opponent	Score	Overall	1st Qtr	2nd Qtr	3rd Qtr	4th Qtr
Sep 02	Northeastern	W 38-0	4-9 44.4%	2-2 100.0%	1-2 50.0%	1-3 33.3%	0-2 0.0%
Sep 09	at North Carolina	W 35-10	2-10 20.0%	1-4 25.0%	0-2 0.0%	1-2 50.0%	0-2 0.0%
Sep 16	Duke	W 36-0	5-10 50.0%	0-2 0.0%	0-1 0.0%	2-3 66.7%	3-4 75.0%
Sep 23	Cincinnati	W 29-13	6-12 50.0%	3-5 60.0%	0-2 0.0%	2-2 100.0%	1-3 33.3%
Sep 30	Georgia Tech	L 27-38	8-17 47.1%	2-4 50.0%	1-4 25.0%	0-3 0.0%	5-6 83.3%
Oct 12	at Boston College	L 3-22	3-14 21.4%	0-3 0.0%	2-4 50.0%	0-3 0.0%	1-4 25.0%
Oct 21	Southern Miss	W 36-6	2-10 20.0%	0-0 0.0%	0-3 0.0%	1-4 25.0%	1-3 33.3%
Oct 26	Clemson	W 24-7	6-18 33.3%	1-3 33.3%	3-7 42.9%	1-3 33.3%	1-5 20.0%
Nov 04	at Miami	W 17-10	3-14 21.4%	0-3 0.0%	2-4 50.0%	0-2 0.0%	1-5 20.0%
Nov 11	Kent State	W 23-0	7-16 43.8%	2-6 33.3%	2-5 40.0%	2-2 100.0%	1-3 33.3%
Nov 18	at Wake Forest	W 27-6	4-12 33.3%	1-3 33.3%	1-3 33.3%	1-2 50.0%	1-4 25.0%
Nov 25	Virginia	W 17-0	9-18 50.0%	1-4 25.0%	3-5 60.0%	5-6 83.3%	0-3 0.0%
	Virginia Tech		59-160 36.9%	13-39 33.3%	15-42 35.7%	16-35 45.7%	15-44 34.1%
	Opponents		47-171 27.5%	4-37 10.8%	11-43 25.6%	12-44 27.3%	20-47 42.6%

**4th-Down Conversions**

Date	Opponent	Score	Overall	1st Qtr	2nd Qtr	3rd Qtr	4th Qtr
Sep 02	Northeastern	W 38-0	0-1 0.0%	0-0 0.0%	0-0 0.0%	0-1 0.0%	0-0 0.0%
Sep 09	at North Carolina	W 35-10	0-0 0.0%	0-0 0.0%	0-0 0.0%	0-0 0.0%	0-0 0.0%
Sep 16	Duke	W 36-0	0-0 0.0%	0-0 0.0%	0-0 0.0%	0-0 0.0%	0-0 0.0%
Sep 23	Cincinnati	W 29-13	0-0 0.0%	0-0 0.0%	0-0 0.0%	0-0 0.0%	0-0 0.0%
Sep 30	Georgia Tech	L 27-38	0-0 0.0%	0-0 0.0%	0-0 0.0%	0-0 0.0%	0-0 0.0%
Oct 12	at Boston College	L 3-22	0-2 0.0%	0-0 0.0%	0-1 0.0%	0-0 0.0%	0-1 0.0%
Oct 21	Southern Miss	W 36-6	1-1 100.0%	0-0 0.0%	0-0 0.0%	0-0 0.0%	1-1 100.0%
Oct 26	Clemson	W 24-7	1-2 50.0%	1-1 100.0%	0-0 0.0%	0-0 0.0%	0-1 0.0%
Nov 04	at Miami	W 17-10	0-1 0.0%	0-0 0.0%	0-0 0.0%	0-0 0.0%	0-1 0.0%
Nov 11	Kent State	W 23-0	0-1 0.0%	0-0 0.0%	0-1 0.0%	0-0 0.0%	0-0 0.0%
Nov 18	at Wake Forest	W 27-6	0-0 0.0%	0-0 0.0%	0-0 0.0%	0-0 0.0%	0-0 0.0%
Nov 25	Virginia	W 17-0	0-1 0.0%	0-0 0.0%	0-0 0.0%	0-0 0.0%	0-1 0.0%
	Virginia Tech		2-9 22.2%	1-1 100.0%	0-2 0.0%	0-1 0.0%	1-5 20.0%
	Opponents		2-9 22.2%	0-1 0.0%	0-1 0.0%	1-3 33.3%	1-4 25.0%

**Time of Possession**

Date	Opponent	Score	Overall	1st Qtr	2nd Qtr	3rd Qtr	4th Qtr
Sep 02	Northeastern	W 38-0	24:49	4:21	6:25	8:28	5:35
Sep 09	at North Carolina	W 35-10	25:31	8:10	4:35	7:03	5:43
Sep 16	Duke	W 36-0	25:54	5:34	7:40	6:10	6:30
Sep 23	Cincinnati	W 29-13	24:54	6:59	5:56	6:15	5:44
Sep 30	Georgia Tech	L 27-38	31:20	9:01	6:57	8:36	6:46
Oct 12	at Boston College	L 3-22	27:51	9:35	6:30	7:19	4:27
Oct 21	Southern Miss	W 36-6	26:24	5:19	7:07	8:13	5:45
Oct 26	Clemson	W 24-7	35:50	6:46	9:37	7:45	11:42
Nov 04	at Miami	W 17-10	30:51	8:26	7:41	6:24	8:20
Nov 11	Kent State	W 23-0	28:26	9:13	8:12	5:39	5:22
Nov 18	at Wake Forest	W 27-6	30:16	6:50	6:25	5:20	11:41
Nov 25	Virginia	W 17-0	37:16	6:54	9:36	11:42	9:04
	Virginia Tech	Total	349:22	87:08	86:41	88:54	86:39
		Avg.	29:06	7:15	7:13	7:24	7:13
	Opponents	Total	370:38	92:52	93:19	91:06	93:21
		Avg.	30:53	7:44	7:46	7:35	7:46



2006 VIRGINIA TECH SCORING DRIVES

Qtr.	Opp.	Scoring Play	Plays-Yds.-TOP
1	NU	Ore 6 run (Pace)	4-34-2:19
1	NU	Morgan 54 pass from Glennon (Pace)	1-54-0:17
1	NU	Bell 1 run (Pace)	4-12-1:45
2	NU	Ore 55 pass from Glennon (Pace)	5-97-2:14
3	NU	Weatherford 4 pass from Glennon (Pace)	7-63-2:35
4	NU	FG Pace 30	12-58-4:05
1	UNC	Ore 1 run (Pace)	1-1-0:17
2	UNC	Ore 4 run (Pace)	2-1-0:59
3	UNC	Ore 3 run (Pace)	8-55-3:24
4	UNC	Hill 69 interception return (Pace)	—
4	UNC	Boone 41 pass from Whitaker (Pace)	2-42-1:03
1	DUKE	Ore 1 run (kick blocked)	4-65-2:01
1	DUKE	Royal 58 punt return (Pace)	—
2	DUKE	FG Pace 42	7-37-2:24
2	DUKE	Wheeler 17 pass from Glennon (Pace)	9-87-4:45
3	DUKE	Morgan 25 pass from Glennon (Pace)	3-22-0:52
4	DUKE	K. Lewis 2 run (kick blocked)	15-84-7:14
1	UC	Team Safety	—
1	UC	FG Pace 37	10-44-3:45
3	UC	Harper 47 pass from Glennon (Pace)	5-70-1:36
4	UC	FG Pace 21	12-70-4:48
4	UC	Ore 1 run (Pace)	8-74-3:52
4	UC	Harris 72 interception return (Pace)	—
1	GT	Ore 26 run (Pace)	8-80-3:52
2	GT	FG Pace 41	4-4-1:54
2	GT	FG Pace 25	9-51-2:46
4	GT	E. Lewis 1 run (Pace)	16-76-6:22
4	GT	Royal 21 pass from Glennon (Pace)	9-80-1:46
2	BC	FG Pace 36	14-51-4:30
1	USM	Ore 2 run (Pace)	6-71-2:50
2	USM	FG Pace 26	10-44-2:49
2	USM	Team Safety	—
2	USM	Morgan 38 pass from Glennon (Pace)	1-38-0:27
3	USM	Pace 34 FG	11-53-4:51
4	USM	Ore 70 run (Pace)	1-70-0:18
4	USM	K. Lewis (Pace)	9-48-3:13
1	CU	Glennon 1 run (Pace)	12-84-5:06
2	CU	FG Pace 37	10-29-3:10
3	CU	Ore 11 run (Pace)	5-35-2:39
3	CU	Ore 3 run (Pace)	6-79-1:31
2	UM	FG Pace 32	12-59-5:00
2	UM	Ore 2 run (Pace)	3-36-1:14
4	UM	Ore 8 run (Pace)	5-26-1:54
1	KSU	FG Pace 34	7-18-3:10
2	KSU	FG Pace 37	10-27-3:39
3	KSU	Ore 6 run (Pace)	6-65-2:29
4	KSU	FG Pace 24	13-73-5:49
4	KSU	Burchette 15 fumble return (Pace)	—
1	WFU	Royal 49 pass from Glennon (Pace)	3-62-1:24
3	WFU	Morgan 53 pass from Glennon (Pace)	5-66-3:02
3	WFU	FG Pace 42	6-17-2:18
3	WFU	Adibi 35 fumble return (Pace)	—
4	WFU	FG Pace 35	7-42-4:24
2	VA	Bell 1 run (Pace)	4-12-1:48
3	VA	FG Pace 23	12-74-5:36
3	VA	Royal 49 pass from Glennon (Pace)	9-91-6:06
<b>Totals</b>			<b>352-2531-148:12</b>
<b>Average Scoring Drive</b>			<b>7.2 plays-51.7 yds.</b>

FIELD POSITION

	VT	Opp.
Drives Started	142	151
Cumulative Starting Yardlines	4745	4274
Average Starting Field Position	Own 33.4	Own 28.3
Times Started Inside 20	25	22
Drives Started in Plus Territory	26	15

DRIVE CHARTS

	VT	Opp.
Drives Started	142	151
Average Starting Field Position	Own 33.4	Own 28.3
Average Plays Per Drive by offense	5.1	4.6
Three-and-outs by defense	61	37
Pct. of three-and-outs by defense	40.4%	26.1%

VIRGINIA TECH SCORING

56 Total Scores (120 run, 17 FG, 12 pass, 5 Def., 2 ST)

- 13 First Quarter Scores (7 run, 2 ST, 2 FG, 2 pass)
- 15 Second Quarter Scores (8 FG, 3 pass, 3 run, 1 Def.)
- 13 Third Quarter Scores (5 pass, 4 run, 3 FG, 1 Def.)
- 15 Fourth Quarter Scores (6 run, 4 FG, 3 Def., 2 pass)
- 0 Overtime Drives

**Most plays in a scoring drive:** 16 - vs. GT (16-76-6:22)  
**Longest scoring drive:** 97 yards - vs. NU (5-97-2:14)  
**Longest TOP scoring drive:** 7:14 - vs. DU (15-84-7:14)  
**Average TOP on offensive scoring drives:** 3:01

OPPONENTS

**Most plays in a scoring drive:** 15 - Cincinnati (15-52-8:45)  
**Longest scoring drive:** 83 - Boston College (11-83-6:34)  
**Longest TOP scoring drive:** 8:45 - Cincinnati (15-52-8:45)



Virginia Tech Inside Opponent Red-Zone

Date	Opponent	Score	Times	Times	Total	Rush Pass FGs			---- Failed to score inside RZ ----						
			In RZ	Scored	Pts	TDs	TDs	TDs	Made	FGA	Downs	Int	Fumb	Half	Game
Sep 02	Northeastern	W 38-0	5	4	24	3	2	1	1	1	0	0	0	0	0
*Sep 09	at North Carolina	W 35-10	3	3	21	3	3	0	0	0	0	0	0	0	0
*Sep 16	Duke	W 36-0	5	3	19	3	2	1	0	0	0	0	0	2	0
Sep 23	Cincinnati	W 29-13	3	3	13	1	1	0	2	0	0	0	0	0	0
*Sep 30	Georgia Tech	L 27-38	3	2	10	1	1	0	1	0	0	0	0	1	0
*Oct 12	at Boston College	L 3-22	2	1	3	0	0	0	1	0	1	0	0	0	0
Oct 21	Southern Miss	W 36-6	4	4	20	2	2	0	2	0	0	0	0	0	0
*Oct 26	Clemson	W 24-7	4	4	24	3	3	0	1	0	0	0	0	0	0
*Nov 04	at Miami	W 17-10	3	3	17	2	2	0	1	0	0	0	0	0	0
Nov 11	Kent State	W 23-0	4	4	16	1	1	0	3	0	0	0	0	0	0
*Nov 18	at Wake Forest	W 27-6	1	1	3	0	0	0	1	0	0	0	0	0	0
*Nov 25	Virginia	W 17-0	3	2	10	1	1	0	1	0	1	0	0	0	0
Totals			40	34	180	20	18	2	14	1	2	0	0	3	0
34 of 40 (85.0%)															

Opponents Inside Virginia Tech Red-Zone

Date	Opponent	Score	Times	Times	Total	Rush Pass FGs			---- Failed to score inside RZ ----						
			In RZ	Scored	Pts	TDs	TDs	TDs	Made	FGA	Downs	Int	Fumb	Half	Game
Sep 02	Northeastern	W 38-0	1	0	0	0	0	0	0	0	0	1	0	0	0
*Sep 09	at North Carolina	W 35-10	2	1	7	1	0	1	0	0	0	1	0	0	0
*Sep 16	Duke	W 36-0	2	0	0	0	0	0	0	0	1	0	1	0	0
Sep 23	Cincinnati	W 29-13	4	3	13	1	1	0	2	0	0	0	1	0	0
*Sep 30	Georgia Tech	L 27-38	4	4	24	3	2	1	1	0	0	0	0	0	0
*Oct 12	at Boston College	L 3-22	4	4	20	2	0	2	2	0	0	0	0	0	0
Oct 21	Southern Miss	W 36-6	2	2	6	0	0	0	2	0	0	0	0	0	0
*Oct 26	Clemson	W 24-7	1	1	7	1	1	0	0	0	0	0	0	0	0
*Nov 04	at Miami	W 17-10	0	0	0	0	0	0	0	0	0	0	0	0	0
Nov 11	Kent State	W 23-0	1	0	0	0	0	0	0	1	0	0	0	0	0
*Nov 18	at Wake Forest	W 27-6	2	1	3	0	0	0	1	0	1	0	0	0	0
*Nov 25	Virginia	W 17-0	0	0	0	0	0	0	0	0	0	0	0	0	0
Totals			23	16	80	8	4	4	8	1	2	2	2	0	0
16 of 23 (69.6%)															

20-YARD PLUS BY PLAYER

Player	No.	TD	R	P	KR	PR	IR	FR	Misc.
Eddie Royal	23	4	0	7	11	5	0	0	0
Branden Ore	10	3	6	4	0	0	0	0	0
Josh Morgan	7	4	0	6	1	0	0	0	0
David Clowney	6	0	0	4	2	0	0	0	0
Justin Harper	5	1	0	5	0	0	0	0	0
Sam Wheeler	3	0	0	3	0	0	0	0	0
Brenden Hill	2	1	0	0	0	0	2	0	0
Xavier Adibi	2	1	0	0	0	0	1	1	0
Greg Boone	1	1	0	1	0	0	0	0	0
Victor Harris	1	1	0	0	0	0	1	0	0
Aaron Rouse	1	0	0	0	0	0	1	0	0
Jesse Allen	1	0	0	1	0	0	0	0	0
Kenny Lewis	1	0	1	0	0	0	0	0	0
Carlton Weatherford	1	0	0	0	1	0	0	0	0
Brandon Flowers	1	0	0	0	0	0	1	0	0
Josh Hyman	1	0	0	1	0	0	0	0	0
TOTAL	66	16	7	32	15	5	6	1	0

